

2019 FOOTBALL MEDIA GUIDE

IOWA™





*fight for
Iowa*

Table of Contents

Facts/Information/Contents _____	1-2	Annual Team Statistics _____	133-135	Hawkeyes in the Super Bowl _____	197
President Bruce Harreld _____	3	All-Time Coaches Records _____	136	All-Star Games _____	198-199
Director of Athletics Chair Gary Barta _____	4-6	All-Time Series Results _____	136-144	Iowa TV Appearances _____	200-203
Head Coach - Kirk Ferentz _____	7-10	All-Time Series Results vs. Conferences _____	144	Yearly Scores _____	204-211
Coaching & Football Support Staff _____	11-35	Homecoming Results _____	145	Traditions _____	212
2019 Iowa Roster _____	36-41	Iowa Bowl Results/Recaps _____	146-162	Yearly Record _____	213-215
2019 Squad Information _____	42-43	Iowa Bowl Records _____	163	Lettermen _____	216-224
2019 Pronunciation Guide _____	43	Iowa in the National Rankings _____	164-167	Kinnick Stadium/Attendance _____	225-227
2019 Depth Chart _____	44	Heisman Trophy _____	168	Kinnick Stadium Records _____	228
2019 Hawkeye Returnee Bios _____	45-86	Retired Numbers _____	169	Kinnick Stadium Wall of Honor _____	229
2019 Hawkeye Newcomer Bios _____	87-89	National & Big Ten Awards _____	170-173	Individual Records _____	230-231
2018 Statistics & Review _____	90-106	Consensus All-Americans _____	174-177	Team Records _____	232-233
2018 Final Notes _____	107-110	Hall of Fame _____	178-179	Individual Bests _____	234-241
2018 Honors and Awards _____	111-113	All-Americans _____	180-181	Team Bests _____	242-243
2018 Game Summaries _____	114-119	Iowa's All-Time Team _____	182	Year-By-Year Leaders _____	244-247
2019 Composite Big Ten Schedule _____	120	Academic Honors _____	183-185	Longest Plays/TD Returns _____	248-250
2019 Hawkeye Huddles _____	120	All-Big Ten/Big Ten Honors _____	186-187	Media Outlets _____	251
SID Directory _____	121	Iowa Captains/MVPs _____	188-190	Media Information _____	252-253
2019 Opponents _____	122-125	NFL Draft _____	191-193	Iowa City Directory _____	254
Iowa Football History _____	126-131	Active Pro Players _____	194	Hawkeye Visions _____	255
Overtime Results/Night Games/vs. No. 1 _____	131	All-Time Players in the NFL _____	195-197	Iowa Athletic Communications _____	256
Day-by-Day Results _____	132				

Credits

Publisher:

The University of Iowa Athletic Department

Editors:

Steve Roe, Traci Wagner, Matt Weitzel

Design:

Matt Ellison, Art Director

Traci Wagner, Athletic Communications

Contributors:

James Allan, Chris Brewer and Darren Miller

Photographers:

Brian Ray, UI athletics department Director of Photography; Darren Miller, UI Director of Athletic Content; Jeff Becker; Bill Adams, Valica Boudry, Tom Jorgensen, Tim Schoon, Rachel Zucker, University Communications and Marketing.

Printer:

Cedar Graphics, Hiawatha, Iowa

To Order:

Media guides are available from the Hawkeye Fan Shop (319-337-4850), and the Iowa Hawk Shop/University Book Store (319-335-3179).

Intercollegiate Athletics Mission Statement

The mission of the Department of Athletics is to provide the administrative and coaching support, facilities, resources, and equipment necessary for student athletes to graduate from The University of Iowa while participating in broad-based championship-caliber athletic competition. The overall well-being of the participant and the integrity of the program will be paramount in all that we do.

UI Nondiscrimination Statement

The University of Iowa prohibits discrimination in employment, educational programs, and activities on the basis of race, creed, color, religion, national origin, age, sex, pregnancy, disability, genetic information, status as a U.S. veteran, service in the U.S. military, sexual orientation, gender identity, associational preferences, or any other classification that deprives the person of consideration as an individual. The university also affirms its commitment to providing equal opportunities and equal access to university facilities. For additional information on nondiscrimination policies, contact the Director, Office of Equal Opportunity and Diversity, the University of Iowa, 202 Jessup Hall, Iowa City, IA, 52242-1316, 319-335-0705 (voice), 319-335-0697 (TDD), diversity@uiowa.edu.

UI Accessibility Statement

Individuals with disabilities are encouraged to attend all University of Iowa sponsored events. If you are a person with a disability who requires a reasonable accommodation in order to participate in this program, please contact the UI Athletics Ticket office (319-335-9309) or UI Athletics Event Management (319-335-9247).

On The Covers

The front cover features Iowa's Kinnick Stadium. The back cover features Iowa's 2019 Leadership Group, along with game celebrations from the 2018 season that included three trophy game victories and a win in the 2019 Outback Bowl. (Not pictured: senior Ryan Schmidt).

The inside front cover features offensive players in quarterback Nate Stanley (4), running back Mekhi Sargent (10), wide receiver Brandon Smith (12) and tackles Tristan Wirfs (74) and Alaric Jackson (77).

The inside back cover features defensive players in ends A.J. Epenesa (94) and Chauncey Golston (57), linebacker Kristian Welch (34), and backs Michael Ojemudia (11) and Geno Stone (9).

2019 Schedule

Date	Opponent	Location	Time, TV
#& Aug. 31	Miami, Ohio	Iowa City	6:30 p.m., FS1
Sept. 7	Rutgers	Iowa City	11 a.m., FS1
% Sept. 14	at Iowa State	Ames	3 p.m., FS1
Sept. 28	Middle Tennessee State	Iowa City	TBA
Oct. 5	at Michigan	Ann Arbor, Mich.	11 a.m., TBA
Oct. 12	Penn State	Iowa City	TBA
* Oct. 19	Purdue	Iowa City	11 a.m., TBA
Oct. 26	at Northwestern	Evanston, Ill.	11 a.m., TBA
Nov. 9	at Wisconsin	Madison, Wis.	TBA
\$ Nov. 16	Minnesota	Iowa City	TBA
Nov. 23	Illinois	Iowa City	TBA
Nov. 29	at Nebraska	Lincoln, Neb.	1:30 p.m., BTN

#-Varsity Club Day; &-Fryfest Weekend; *-Homecoming; \$-Family Weekend;
 %-Iowa Corn Cy-Hawk Series

NOTE: Times listed are central time and subject to change

2018 Results (9-4 overall, 5-4 Big Ten)

Date	Opponent	Result	Score
Sept. 1	Northern Illinois	W	33-7
+ Sept. 8	Iowa State	W	13-3
Sept. 15	Northern Iowa	W	38-14
* Sept. 22	#18 Wisconsin	L	28-17
* Oct. 6	at Minnesota	W	48-31
* Oct. 13	at Indiana	W	42-16
* Oct. 20	Maryland	W	23-0
* Oct. 27	at #17 Penn State	L	30-24
* Nov. 3	at Purdue	L	38-36
* Nov. 10	Northwestern	L	14-10
* Nov. 17	at Illinois	W	63-0
* Nov. 23	Nebraska	W	31-28
^ Jan. 1	#18 Mississippi State (n)	W	27-22

+Iowa Corn Cy-Hawk Series; *-Big Ten Conference game;

^2019 Outback Bowl, Tampa, Florida

Fall Schedule

Friday, August 2	First day of practice
Saturday, Aug. 10	Kid's Day in Kinnick
Monday, Aug. 26	First day of fall classes
Saturday, Aug. 31	First game vs. Miami, Ohio

Iowa Quick Facts

Location:	Iowa City, Iowa 52242
Enrollment:	32,948
Founded:	1847
President:	Bruce Harreld
Athletic Director:	Gary Barta
Nickname:	Hawkeyes
Colors:	Gold and Black
Conference:	Big Ten (West Division)
School song/Mascot:	On Iowa/Herky the Hawk
Stadium:	Kinnick Stadium (1929)
Capacity/Surface:	69,250/Fieldturf
National Champions:	1921, 1922, 1956, 1958, 1960
Big Ten Champions:	1900c, 1921, 1922c, 1956, 1958, 1960c, c-co-championship 1981c, 1985, 1990c, 2002c, 2004c
West Division Champions:	2015
Head Coach:	Kirk Ferentz
Career Record:	164-122 (23 years)
Record at Iowa:	152-101 (20 years)
Big Ten Record:	91-72
Offense:	Multiple
Defense:	4-3

Lettermen Returning/Lost: 42/21

Offense:	18/10
Defense:	20/19
Specialists:	4/1

Starters Returning/Lost: 12/13

Offense:	6/5
Defense:	4/7
Specialists:	2/1

Lettermen Breakdown: 42

Three-year:	8
Two-year:	14
One-year:	20

Squad Breakdown by class: 129

Seniors:	21
Juniors:	22
Sophomores:	18
Redshirt Freshmen:	30
Freshmen:	38

Big Ten Conference Football Divisions
West Division

Illinois
IOWA
 Minnesota
 Nebraska
 Northwestern
 Purdue
 Wisconsin

East Division

Indiana
 Maryland
 Michigan
 Michigan State
 Ohio State
 Penn State
 Rutgers

Iowa Athletic Communications

Office -- (319) 335-9411
 Press Box -- (319) 335-9466/9467
 Director/FB Contact: Steve Roe 319-339-0980 (H); 319-430-6346 (C)
 Secondary Football: Matt Weitzel 319-430-8176 (C);
 Chris Brewer 319-325-3483 (C)
 Staff: James Allan, Jack Rossi, Traci Wagner

Credential Application: hawkeyesports.com/media

Overnight Mailing Address: Athletic Communications
 Suite 300, Carver-Hawkeye Arena
 One Elliott Dr.
 Iowa City, IA 52242

IOWA VIDEO HIGHLIGHTS - Each Tuesday, Iowa offers video highlights of Coach Kirk Ferentz' weekly news conference, plus player clips & highlights. To be placed on the email list to receive these highlights, please contact Matt Nelson (matt-nelson@hawkeyesports.com). The video will normally be emailed by 3 p.m. CT.

IOWA ON THE INTERNET - Updated information on the University of Iowa football team and all athletic programs is also available on the University of Iowa's athletic department home page on the Internet, hawkeyesports.com. During the season, live game stats are available on the Internet through the Iowa home page. Fans can also access information via twitter: [@HawkeyeFootball](https://twitter.com/HawkeyeFootball) and [@thelowaHawkeyes](https://twitter.com/thelowaHawkeyes).

E-MAIL SERVICE AVAILABLE - If you wish to receive game notes, game statistics and season statistics via e-mail, contact the Big Ten Conference (<http://office.bigten.org/media>), prior to the start of the season to sign up to receive information. Releases are e-mailed each Monday and all game stats, coaches' quotes and season stats are available each Saturday following the game.

MEDIA INFORMATION - Additional information concerning game day operations at Kinnick Stadium and information for obtaining media credentials for Iowa home games can be found on pages 252-253 of this guide. To apply for credentials, visit online at: hawkeyesports.com/media. The 2019 Iowa football media guide is also available through the UI Athletic Communications office and on the UI's official website, hawkeyesports.com.

ALL INTERVIEWS SHOULD BE ARRANGED THROUGH THE IOWA ATHLETIC COMMUNICATIONS OFFICE.



Bruce Harreld
President, The University of Iowa

Bruce Harreld became the 21st president of the University of Iowa on November 2, 2015. He received a Bachelor of Engineering degree from Purdue University and a Master of Business Administration degree from Harvard University.

President Harreld served on the faculty of Harvard Business School from 2008–2014, with dual appointments to the entrepreneurial and strategy units. He was faculty chair of the Building New Businesses in Established Organizations program. As a faculty member, he taught in numerous executive programs in Cambridge, Qatar, Mumbai, and Shanghai. He also has been an adjunct professor at Northwestern University in the Kellogg School of Management, developing the first-ever MBA course on Strategic Use of Information Technology.

President Harreld has served in several corporate leadership positions. As senior vice president and division president of Kraft General Foods, he led the strategic unit that formulated strategy and executed acquisitions for this multibillion-dollar company. As president and board member of Boston Market Company, he, along with five other partners, led the organization from 20 stores in the Boston area to over 1,100 stores nationally. As senior vice


president of IBM, President Harreld worked with the CEO and senior management team to chart the organization's transformation from near bankruptcy, led the business transformation team that streamlined operations and reintegrated the global organization, and led the strategy unit that was responsible for the formulation and execution of the company's overall strategy. President Harreld has also served as a consultant, advising public, private, and military organizations on leadership, organic growth, and strategic renewal, including serving as manager, vice president, and member of the board of the Boston Consulting Group.

President Harreld is the author or coauthor of numerous articles and book chapters in such journals and magazines as the Harvard Business Review, California Management Review, and Financial Executive, and books and monographs such as Leading Sustainable Change: An Organizational Perspective (Oxford University Press, 2015) and Core Curriculum Strategy Reading: Executive Strategy (Harvard Business Publishing, 2014). He has also authored or coauthored several case studies for Harvard Business Publishing.

President Harreld has received several awards, including the Accenture Award for best business article of the year and the Distinguished Industrial Engineer and Distinguished Engineering Awards from Purdue University.

President Harreld is married to Mary Gillilan Harreld, an attorney. They have four children and six grandchildren.





Gary A. Barta
Henry B. and Patricia B. Tippie
Director of Athletics Chair

Gary Barta is in his 14th year as the director of athletics at the University of Iowa, where he occupies the Henry B. and Patricia B. Tippie Director of Athletics Chair. The position was recently endowed by the Tippies, longtime supporters of the University of Iowa and Hawkeye Athletics. Henry B. Tippie earned his UI degree in 1949 and was presented an honorary degree in 2009.

Barta is in his first year as a member of the College Football Playoff (CFP) Selection Committee. He was appointed to the selection committee by the CFP Management Committee in February, 2019 and is serving a three-year term.

In 2018-19 Iowa Athletics earned four Big Ten championships: men's outdoor track and field, men's gymnastics regular season (tie), wrestling regular season (tie), and women's basketball tournament. Iowa placed 38th in the Learfield IMG College Directors' Cup standings, its highest ranking since 2000 (29th).

2018-19 Hawkeye Athletics Highlights

• Win •

Football: Iowa football closed the season with a win over #18 Mississippi State in the 2019 Outback Bowl, posting its ninth win of the season. Iowa football has earned eight or more wins in each of the last four seasons. The Hawkeyes have won 37 games over the past four seasons, matching the third-best three-year win total in school history. Head coach Kirk Ferentz has earned 152 career victories at Iowa, becoming the winningest football coach in school history. Along with the Outback Bowl victory, Iowa also won three of four rivalry trophy games. Three Hawkeye players were named Player of the Year at their position in the Big Ten Conference, while tight end T.J. Hockenson earned the John Mackey Award as the top tight end in the nation.

Women's Basketball: Iowa made history in 2018-19, earning the program's first Elite Eight appearance since 1993. Head coach Lisa Bluder led the Hawkeyes to a 29-7 overall record, matching a program-record for most wins in a single season. Iowa also won its first Big Ten Tournament title since 2001, defeating Indiana, Rutgers, and No. 8 Maryland on consecutive days in Indianapolis. The Hawkeyes ended the year ranked in the top-15 nationally in seven categories: field goal percentage (1st; 51.5), assists per game (2nd; 21.5), total assists (3rd; 775), and assist/turnover ratio (4th; 1.55). Following the season, Bluder was named the Naismith College Coach of the Year, and senior Megan Gustafson earned Consensus National Player of the Year (Naismith, USBWA, AP, ESPNW) recognition.


Men's Basketball: Head coach Fran McCaffery has led Iowa to postseason tournaments seven of the last eight seasons (4 NCAA, 3 NIT). This past season the Hawkeyes amassed 23 victories, the program's second-highest total in 13 seasons, and won an NCAA Tournament game for the third time in five years. Iowa recorded five wins over ranked opponents with only one senior on its squad, a total that matched the most by an Iowa team in 13 seasons. McCaffery coached four Hawkeyes to postseason recognition in 2018-19: Tyler Cook earned second-team All-Big Ten laurels, Jordan Bohannon was named to third-team all-conference, Luka Garza was an honorable mention selection, while Joe Wieskamp became the sixth Hawkeye since 2010 to be voted to the All-Big Ten Freshman Team. McCaffery and the Hawkeyes have registered first-division finishes in the Big Ten six of the last seven seasons; only Michigan State (7) has more upper division finishes than Iowa (6) and Wisconsin (6) during that span.

Wrestling: The Hawkeyes placed fourth at the NCAA Championships, earning one individual national title and crowing six All-Americans. It marked the 11th time in the last 12 years the Hawkeyes won a team trophy at the national tournament. Sophomore Spencer Lee won the 125-pound NCAA title. Sophomore Alex Marinelli won the 165-pound Big Ten championship. Marinelli, redshirt freshman Jacob Warner, sophomores Austin DeSanto and Kaleb Young, and junior Pat Lugo also earned All-America honors. The Hawkeyes won the Dan Gable Traveling Trophy for the ninth consecutive year by running their win streak against Iowa State to 15 duals. Iowa shared the Big Ten regular season championship, and led the nation in attendance for the 13th straight year.

Rowing: Sixth-year head coach Andrew Carter led Iowa to its third consecutive NCAA Championships appearance in 2019, placing 13th overall with 63 points. Carter guided Iowa's I Varsity Eight to its highest national finish in program history with a 9th place finish in the country. At the Big Ten Championships, the Hawkeyes named three All-Big Ten honorees in Contessa Harold (first-team), Hunter Koenigsfeld (second-team), and Hannah Greenlee (second-team). The Hawkeyes have been nationally ranked a program-best 29 straight weeks, peaking at No. 8.

Field Hockey: Iowa reached the NCAA Tournament for the first time since 2012. Fifth-year head coach Lisa Cellucci guided Iowa to a 14-7 overall record, marking the most wins for the program since 2011. Five Hawkeyes earned postseason awards, including two All-America honorees in sophomore Maddy Murphy (third-team) and junior Katie Birch (second-team). Following the season, Iowa's coaching staff was named the West Region Coaching Staff of the Year.

Track & Field: The University of Iowa track and field team closed the 2019 outdoor season with the men's Big Ten title, three individual titles, and one relay title. The Hawkeyes had seven first-team All-Big Ten honorees and added six second-team All-Big Ten selections. Junior Laulauga Tausaga won Iowa's first individual NCAA Outdoor Championship title in 34 years when she threw a school record discus.





• Graduate •

- Hawkeye student-athletes set all-time highs with a 90 percent Graduation Success Rate (GSR) and 76 percent Federal Graduation Rate (FGR) for a four-class average. UI student-athletes rank higher than the national average in GSR and FGR.
- Seven UI programs posted a perfect GSR score: soccer, women's swimming, field hockey, men's golf, volleyball, women's golf, and women's gymnastics.
- Hawkeye student-athletes have an average GPA of 3.0 in each of the last four academic years.
- Iowa has the fourth-highest GSR in the Big Ten Conference. Iowa's GSR was among the top five scores within the Big Ten Conference the past two years.
- Over 200 Iowa student-athletes earned Academic All-Big Ten recognition for the 2018-19 school year.
- Fifty-eight Big Ten Conference Distinguished Scholars
- Over 300 student-athletes earned Dean's List and President's List honors.
- Football: Junior Anthony Nelson earned second-team Academic All-America honors.
- Field Hockey: Earned the 2018 Zag Field Hockey/NFHCA Division I National Academic Team Award. A program-record 11 Hawkeyes were named to the 2018 Zag Field Hockey/NFHCA Division I National Academic Squad. Junior Isabella Solaroli was named a 2018 Zag Field Hockey/NFHCA Division I Scholar of Distinction.
- Men's & Women's Cross Country: Teams were named 2018 USTFCCCA All-Academic Team.
- Rowing: Amassed 18 Dean's List honorees, including four President's List student-athletes for spring 2019. In the fall of 2018, Iowa had 33 student-athletes named to the Dean's List, with three named to the President's List.
- Women's Soccer: Team earned the NSCAA Team Academic Award. Two student-athletes – Kaleigh Haus and Hannah Drkulec – were Google Cloud Academic All-Americans, becoming the first two Academic All-American selections in program history.
- Women's Swimming & Diving: Team named a CSCAA Scholar All-America team and seven student-athletes earned CSCAA honorable mention Scholar All-America honors.
- Wrestling's Spencer Lee, Alex Marinelli, Jacob Warner, and Kaleb Young were named NWCA Academic All-Americans.
- Women's Gymnastics: Eight student-athletes named to the Dean's List in fall 2018, with six additional honorees during the spring semester.



mark, leading the Hawkeyes to their second consecutive top-25 finish. Tausaga recorded three of the Hawkeyes seven school records, including discus, shot put, and hammer. Tausaga was named USTFCCCA Midwest Region Female Field Athlete of the Year, Big Ten Female Field Athlete of the Year, and Big Ten Female Field Athlete of the Championships, and director of track and field Joey Woody was named USTFCCCA Midwest Region Men's Head Coach of the Year and Big Ten Men's Coach of the Year. Individual Hawkeyes made movement on the all-time record list 49 times (25 women and 24 men). The women won their first Hy-Vee Cup at the Drake Relays, bringing home the Hawkeyes' third trophy in as many years (men 2017, 2018).

Men's Gymnastics: The Hawkeyes garnered three upset wins during the Big Ten regular season (No. 3 Michigan, No. 7 Nebraska, No. 5 Penn State) to clinch a share of the first-ever Big Ten regular season title. Three Hawkeyes earned All-America honors in 2019, including senior Jake Brodarzon, freshman Stewart Brown, and junior Andrew Herrador. Head coach JD Reive earned Central Region Head Coach of the Year, while assistant coaches Tom Buese and Ben Ketelsen captured Central Region Assistant Coaches of the Year honors.

Baseball: Rick Heller and the Iowa baseball team posted its sixth straight 30-win season, finishing 31-24 in 2019. The Hawkeyes qualified for the Big Ten Tournament for a record sixth straight season. Junior Grant Leonard broke the single-season saves record with 14, and senior Cole McDonald became the third straight Iowa Friday night starter to be taken in the top-16 rounds of the MLB First-Year Player Draft.

Swimming & Diving: The Iowa men's swimming and diving team had five NCAA Championships qualifiers.

Men's Golf: The men's golf team, under fifth-year head coach Tyler Stith, advanced to NCAA postseason play for the 10th time in 11 seasons. Junior Alex Schaake became the third Hawkeye to be named men's golf Big Ten Player of the Year. Schaake and junior Benton Weinberg were All-Big Ten and Ping All-Midwest Region honorees.

• **Do It Right** •

- UI Athletics Department: 100 percent self-sustaining financially; no tax dollars or institutional funding
- The University of Iowa Athletics Department and the UI Stead Family Children's Hospital facilitated the "Kinnick Wave" during home football games in 2017, creating national recognition. The "Kinnick Wave" was presented the Disney Spirit Award in 2017. • Eleventh anniversary: Iowa Football/University of Iowa Children's Hospital "Kid Captain" program
- Student-Athlete Academic Services has sponsored the annual ISAAC Day of Caring for 21 years, with over 250 student-athletes assisting area agencies with spring clean-up, landscaping, sustainability projects, etc. This service opportunity is in collaboration with United Way of Johnson and Washington Counties.
- Student-athletes annually participate in over 4,000 appearances resulting in the accumulation of more than 10,000 hours of community service and programming. Student-athletes participate in several service and educational programming opportunities throughout the year.
- Within the Hawkeye Life Program, student-athletes gain experience in six areas which include Leadership, Community Engagement, Academic Success, Career Development, Health & Well-Being, and Diversity & Inclusion. 2018-19 highlights:
 - o Diversity & Inclusion - - Annual Town Hall meeting with all student-athletes on the subject of being champions of respect, inclusion, and equality within athletics.
 - o Leadership - - ISAAC secured a liaison position within UI Student Government (UISG). Student-athletes now have a voice within this group.
 - o Community Engagement - - the Hawkeye 5 program was created to encourage all student-athletes to participate in at least five hours of community service each semester. In 2018-2019, 139 student-athletes achieved Hawkeye 5.
 - o Career Development - - the Hawks to Professionals (H2P) summer job shadowing program continues to offer experiential learning opportunities for student-athletes during an eight-week shadowing experience and lecture series. Over 40 student-athletes from various sports participate each summer.
 - o Health & Well-Being - - the ISAAC Health & Well-Being and Academic Success committees collaborated with Sport Psychology and Sports Nutrition to offer "De-Stress Fest" - stress relief activities such as massages, yoga, and therapy dogs, as well as healthy snacks during finals week in May.
 - o Dance Marathon - - Annual event now includes "athlete hour" where 100 student-athletes visit with children and their families during the Big Event. ISAAC and student-athletes raised over \$2400 for Dance Marathon in 2018-19.



The Barta Family (l-r): Gary, Connie, Madison, and Luke.

• **Fan Support** •

- In 2018-19, Iowa ranked in the top-25 in home attendance for football, men's basketball, and women's basketball. Iowa has led the nation in wrestling home attendance for 13 straight seasons.
- Iowa led the nation in wrestling home attendance in 2018-19 (8,526).
- Iowa ranked ninth in the country in women's basketball home attendance in 2018-19 (6,665).
- Iowa ranked 21st nationally in football home attendance in 2018 (68,043).
- Iowa ranked 23rd in the nation in men's basketball home attendance in 2018-19 (12,869).

• **Personal** •

Barta's involvement in the UI campus and the greater Iowa City community extends beyond his position as director of the UI's Intercollegiate Athletics programs. He is a member of the President's Cabinet, comprised of vice presidents and other campus leaders that provide counsel to the UI's president.

Barta remains active at the conference and national level. He serves on the NCAA DI Council, the NCAA Ad Hoc Committee on Sports Wagering, and the College Football Playoff Selection Committee. He is also regularly involved in NACDA (National Association of Collegiate Directors of Athletics) and LEAD1 (formerly known as the Division 1A Athletic Directors Association).

From a community standpoint, Barta recently served on the United Way of Johnson & Washington Counties Board of Directors. He is a long-standing member of the UI Partnership for Alcohol Safety Committee and has been a regular participant in numerous Chamber and Convention & Visitors Bureau initiatives during his tenure.

Barta earned a bachelor of science degree in mass communication and broadcast journalism from North Dakota State in 1987. He was an option quarterback for Bison football squads that won the Division II NCAA National Championship in 1983, 1985, and 1986.

Barta, and wife, Connie, have a son, Luke (21), and a daughter, Madison (19). He was born September 4, 1963, in Minneapolis.

Barta's Administrative Career

Position	Years
Henry B. and Patricia B. Tippie Director of Athletics Chair, Iowa	Aug. 1, 2006-Present
Athletic Director, Wyoming	2003-2006
Senior Associate A.D., Washington	1996-2003
Director of Athletics Development/External Relations, Northern Iowa	1990-1996
Associate Director of Development, North Dakota State	1988-1990



Kirk Ferentz
Head Football Coach
21st Year at Iowa

Kirk Ferentz is in his 21st year as head football coach at the University of Iowa, and his 30th season overall at the University. With Iowa's 33-7 win over Northern Illinois in the opening game of the 2018 season, Ferentz recorded win No. 144 as Iowa's head coach, surpassing Hayden Fry as the winningest football coach in program history. Fry was Iowa's head coach for 20 seasons (1979-98).

Ferentz is the longest tenured head football coach in the nation. Ferentz and Fry are the only head coaches to lead a Division I football program for 20 years, consecutively. With a 63-0 win at Illinois late last season, Ferentz became just the fifth coach in Big Ten Conference history to win 150 games as a Big Ten head coach. Ferentz holds a 152-101 record at Iowa, including 91-72 in conference games. His 23-year record as a college head coach is 164-122.

Under Ferentz' leadership the Iowa football program in 2018 made its 16th bowl game appearance since 2001. That success has been achieved with strong commitments to the program, the University of Iowa, and the ideals that represent Hawkeye football – hard work, determination, player development and character, on and off the field.

The Hawkeyes have won 37 games over the past four seasons, matching the third best four-year win total in school history. Ferentz has guided the Hawkeyes to eight wins or more in 11 seasons since 2003, including each of the last four campaigns. Iowa has appeared in 11 January bowl games under Ferentz.

On the field, Ferentz's approach can be described as smart, tough, and physical. Off the field, academics and character development are a focus. In 2018, the University of Iowa outperformed its peers nationally in the classroom for the eighth consecutive year, according to data released by the NCAA.

Iowa won six of its first seven games in 2018 and closed the season with wins in the final three games, including the 27-22 Outback Bowl win over No. 18 Mississippi State. The four losses came by a total of 23 points and all were decided in the final minutes of play. Iowa's 5-4 Big Ten record earned a tie for second place in the West Division. The Iowa offense set a school record for most points scored in road games. Iowa's defense ranked second nationally in interceptions after leading the nation in 2017. Iowa's 41 interceptions over the past two seasons ranks first nationally. The Hawkeyes won three of four trophy games for the third time in four seasons and their second consecutive bowl game.

Iowa's 8-5 record in 2017 included wins in three of four trophy games, with victories over Iowa State, Minnesota and Nebraska, plus the Pine Stripe Bowl win to conclude the season. Iowa also began November with a 55-24 win over third-ranked Ohio State. Nine of Iowa's 12 regular season opponents were bowl eligible (posting an 8-1 record) as the Hawkeyes faced one of the strongest schedules in the nation.

Iowa closed the 2016 regular season with three straight wins, including two over ranked opponents. Iowa posted a 6-3 record in Big Ten play to tie for second place in the West Division and finished the season at 8-5 overall.

Highlights of the year included Iowa defeating second-ranked Michigan and 15th-ranked Nebraska in the final month of the season, as well as earning a January bowl invitation for the 10th time during the Ferentz era.

The Iowa football program enjoyed a historic season in 2015, posting a final 12-2 record. Ferentz led the 2015 Hawkeyes to a perfect regular season, setting a school record with 12 wins. The Hawkeyes won the Big Ten Conference West Division (8-0) before falling to Michigan State, 16-13, in a close championship game that was decided in the final minute of play. The Hawkeyes earned their sixth invitation to the Rose Bowl, which was Iowa's first appearance in Pasadena in 25 years.

Ferentz was recognized with both the Hayes-Schembechler and Dave McClain Big Ten Conference Coach of the Year awards in 2015. He was named Eddie Robinson (FWAA) and Woody Hayes national Coach of the Year (Columbus Touchdown Club), and received the Dodd Trophy, presented by the Bobby Dodd Coach of the Year Foundation. He was also named the American Football Coaches Association (AFCA) Region 3 Coach of the Year.

Coaching History

Ferentz' coaching career began as a student assistant (1977) at his alma mater, the University of Connecticut. The next two years (1978-79) were spent at Worcester Academy, where he also taught English literature. He then served as a graduate assistant offensive line coach at the University of Pittsburgh during the 1980 season. That Pittsburgh team (coached by Jackie Sherrill) finished with an 11-1 record and a number two national ranking.

Ferentz joined Hayden Fry's Iowa staff as the offensive line coach in 1981, which became Iowa's first winning seasons in 19 years. The season was highlighted by the Hawkeyes winning a conference title and earning a Rose Bowl berth – both of which had not occurred in 20 years.

He continued as Iowa's offensive line coach through the 1989 season and had great success coaching offensive lines that, to date, have anchored four of Iowa's highest scoring offenses. In addition, eight of Iowa's top 10 offensive teams, in terms of yards gained per game, have operated with Ferentz as the head coach or offensive line coach. And Iowa's top nine passing teams of all time have occurred with Ferentz as the head coach, or offensive line coach.

Ferentz was named head coach of the University of Maine Black Bears in 1990 and held that position for three years before being hired by Bill Belichick and the Cleveland Browns to coach the offensive line. He remained with the organization after it moved to Baltimore and became the Baltimore Ravens, serving as assistant head coach and offensive line coach. In all, he worked six years with the Cleveland Browns/Baltimore Ravens of the National Football League.

He rejoined the Hawkeyes as head coach in 1999 and is Iowa's longest tenured head football coach.

Personal History

Off the field, family is the top priority for Ferentz. Ferentz and his wife, Mary, have been married for 40 years. They have five children: Brian, Kelly, Joanne, James, and Steven. They also have three granddaughters (Presley, Blakely and Connolly), and four grandsons (John, Forest, Nixon and Lincoln). All five of their children graduated from City High School in Iowa City and earned degrees from the University of Iowa; and each of the boys had the incredible experience of playing football at the University of Iowa with their father as head coach.

Kirk and Mary are very enthusiastic supporters of the University of Iowa Stead Family Children's Hospital. They serve as advocates for the Children's Hospital, hosting and speaking at events across the state to raise awareness and support for the hospital. Kirk and Mary established the "Ferentz Family Pediatric Research and Education Endowment Fund" in 2007. In honor of their granddaughter, Mary and Kirk donated more than \$1 million in 2017 to establish the Savvy Elizabeth Ferentz Neonatology Research Fund. In addition, the Iowa Women's Football Academy has donated more than \$2.5 million to the UI Stead Family Children's Hospital, which opened across the street from Kin-nick Stadium in December, 2016.

Ferentz has also been involved in supporting a number of community and university-related initiatives, including serving as the honorary chair of the University of Iowa's United Way campaign. Kirk and Mary have also contributed generously to the University of Iowa, including donations to the University's College of Liberal Arts. Another significant gift was a \$500,000 commitment to support the Iowa Football Legacy Campaign, which included two key projects benefitting the Hawkeye football program; the indoor practice facility; and the Stew and LeNore Hansen Football Performance Center.

Ferentz was born August 1, 1955, in Royal Oak, Michigan. He attended Upper St. Clair High School in Pittsburgh, Pennsylvania, and graduated from the University of Connecticut in 1978 with a bachelor's degree in English Education. He was a football captain and an academic all-Yankee Conference linebacker at Connecticut.

Ferentz received the Distinguished Alumnus Award from the Neag School of Education at the University of Connecticut in May, 2009. He was inducted into the Upper St. Clair High School Hall of Fame in September, 2002, and the Western Chapter of the Pennsylvania Sports Hall of Fame in May, 2003.

Coaching Career

Team	Position, Years
Iowa	HC, 1999-present
Baltimore/Cleveland	OL, 1993-98
Maine	HC, 1990-92
Iowa	OL, 1981-89
Pittsburgh	GA, 1980
Worcester Academy	OL, DC, 1978-79
Connecticut	SA, 1977

Career Record

Overall: 164-122 (23 years)

At Iowa: 152-101 (20 years)

Big Ten: 91-72

- Ranks fifth all-time in the Big Ten in overall wins (152) and sixth in conference wins (91)
- Ranks first all-time at Iowa in coaching victories with 152
- One of just seven Big Ten coaches ever to guide a team to 10 wins or more in three straight seasons

Year-By-Year Record at Iowa

Year	Overall	(Pct.)	Big Ten	(Pct.)	Bowl
2018	9-4	.692	5-4	.556	Outback
2017	8-5	.615	4-5	.444	Pinstripe
2016	8-5	.615	6-3	.667	Outback
2015	12-2	.857	8-0	1.000	Rose
2014	7-6	.538	4-4	.500	TaxSlayer
2013	8-5	.615	5-3	.625	Outback
2012	4-8	.333	2-6	.250	---
2011	7-6	.538	4-4	.500	Insight
2010	8-5	.615	4-4	.500	Insight
2009	11-2	.846	6-2	.750	Orange
2008	9-4	.692	5-3	.625	Outback
2007	6-6	.500	4-4	.500	---
2006	6-7	.462	2-6	.250	Alamo
2005	7-5	.583	5-3	.625	Outback
2004	10-2	.833	7-1	.875	Capital One
2003	10-3	.769	5-3	.625	Outback
2002	11-2	.846	8-0	1.000	Orange
2001	7-5	.583	4-4	.500	Alamo
2000	3-9	.250	3-5	.375	---
1999	1-10	.091	0-8	.000	---
Overall	152-101	.600	91-72	.558	16 bowl games

Coaching Honors

- 2015 Eddie Robinson FWAA Coach of the Year
- 2015 Dodd Trophy Coach of the Year
- 2015 Woody Hayes Coach of the Year (Columbus Touchdown Club)
- 2015 AFCA Region 3 Coach of the Year
- 2015 Dave McClain Big Ten Coach of the Year
- 2015 Hayes-Schembecher Big Ten Coach of the Year
- 2015 Paul "Bear" Bryant Coach of the Year Finalist
- 2015 Maxwell Club George Munger Coach of the Year Finalist
- 2015 Associated Press Big Ten Coach of the Year
- 2009 AFCA Regional Coach of the Year
- 2009 Dave McClain Big Ten Coach of the Year
- 2004 Big Ten Conference Coach of the Year
- 2002 Associated Press national Coach of the Year
- 2002 Walter Camp national Coach of the Year
- 2002 Big Ten Conference Coach of the Year
- Joins Bo Schembechler (Michigan) in being named Big Ten Coach of the Year more than three times

In The Final Rankings

2018	25th (AP)	
2015	5th (CFP)	9th (AP) 10th (Coaches)
2009		7th (AP) 7th (USA Today)
2008		20th (AP) 20th (USA Today)
2004		8th (AP) 8th (USA Today)
2003		8th (AP) 8th (USA Today)
2002		8th (AP) 8th (USA Today)

Post-Season Success

- Has guided Iowa to 16 bowl appearances in 20 seasons
 - 2019 Outback Bowl
 - 2017 Pinstripe Bowl
 - 2017 Outback Bowl
 - 2016 Rose Bowl
 - 2015 TaxSlayer Bowl
 - 2014 Outback Bowl
 - 2011 Insight Bowl
 - 2010 Insight Bowl
 - 2010 Orange Bowl
 - 2009 Outback Bowl
 - 2006 Alamo Bowl
 - 2006 Outback Bowl
 - 2005 Capital One Bowl
 - 2004 Outback Bowl
 - 2003 Orange Bowl
 - 2001 Alamo Bowl
- Eight bowl victories ranks third all-time among Big Ten coaches
- Iowa appeared in four straight January bowls, 2002-05; four straight from 2013-16, and 11 overall under Ferentz
- Iowa was one of just eight schools in the nation to appear in six January bowl games between 2002-09
- Iowa appeared in six straight bowl games between 2001 and 2006, the second longest bowl streak in school history

As Iowa Offensive Line Coach

Overall record of 73-33-4 in nine seasons

- 1988 Peach Bowl
- 1987 Holiday Bowl
- 1986 Rose Bowl
- 1986 Holiday Bowl
- 1984 Freedom Bowl
- 1983 Gator bowl
- 1982 Peach Bowl
- 1982 Rose Bowl

Assistant Coach Recognition

- Jim Reid, FootballScoop Linebacker Coach of the Year, 2013
- LeVar Woods, FootballScoop Linebacker Coach of the Year, 2013
- Norm Parker, AFCA Assistant Coach of the Year, 2011
- Norm Parker, Frank Broyles Award Finalist, 2005
- Norm Parker, Frank Broyles Award Finalist, 2004
- Ron Aiken, AFCA Assistant Coach of the Year, 2002

National Honors

- Nine Hawkeyes have earned national Player of the Year honors on 10 occasions
 - T.J. Hockenson, 2018 John Mackey Award
 - Josey Jewell, 2017 Lott IMPACT Trophy
 - Desmond King, 2015 Jim Thorpe Award
 - Brandon Scherff, 2014 Outland Trophy
 - Shonn Greene, 2008 Doak Walker Award
 - Robert Gallery, 2003 Outland Trophy
 - Brad Banks, 2002 Davey O'Brien Award
 - Brad Banks, 2002 Associated Press Player of the Year
 - Dallas Clark, 2002 John Mackey Award
 - Nate Kaeding, 2002 Lou Groza Award
 - Brad Banks, 2002 Heisman Trophy Runner-up
 - Joe Moore Offensive Line Award, 2016

Consensus All-Americans (10)

- DB Josh Jackson, 2017
- LB Josey Jewell, 2017
- DB Desmond King, 2015
- OL Brandon Scherff, 2014
- DE Adrian Clayborn, 2010
- RB Shonn Greene, 2008
- OL Robert Gallery, 2003
- PK Nate Kaeding, 2003
- OL Eric Steinbach, 2002
- TE Dallas Clark, 2002

First Team All-Americans (18)

- TE T.J. Hockenson, 2018
 - DB Josh Jackson, 2017 *
 - LB Josey Jewell, 2017 *
 - DB Desmond King, 2016
 - DB Desmond King, 2015 *
 - OL Brandon Scherff, 2014 *
 - OL Riley Reiff, 2011
 - DE Adrian Clayborn, 2010
 - LB Pat Angerer, 2009
 - OL Bryan Bulaga, 2009
 - RB Shonn Greene, 2008
 - OL Robert Gallery, 2003
 - PK Nate Kaeding, 2003
 - QB Brad Banks, 2002
 - TE Dallas Clark, 2002
 - PK Nate Kaeding, 2002
 - OL Bruce Nelson, 2002
 - OL Eric Steinbach, 2002
- * - unanimous, consensus

Big Ten Honors

Big Ten Most Valuable Player (2)

- RB Shonn Greene, 2008
- QB Brad Banks, 2002

Big Ten Offensive Player of the Year (2)

- RB Shonn Greene, 2008
- QB Brad Banks, 2002

Big Ten Defensive Player of the Year (1)

- LB Josey Jewell, 2017

Big Ten Player of the Year, by Position (15)

- T.J. Hockenson, 2018 (tight end)
- Amani Hooker, 2018 (defensive back)
- Ihmir Smith-Marsette, 2018 (return specialist)
- Josh Jackson, 2017 (defensive back)
- Josey Jewell, 2017 (linebacker)
- Desmond King, 2015 (defensive back)
- Brandon Scherff, 2014 (offensive line)
- Micah Hyde, 2012 (defensive back)
- Marvin McNutt, Jr., 2011 (wide receiver)
- Bryan Bulaga, 2009 (offensive line)
- Shonn Greene, 2008 (running back)
- Mitch King, 2008 (defensive line)
- Robert Gallery, 2003 (offensive line)
- Brad Banks, 2002 (quarterback)
- Eric Steinbach, 2002 (offensive line)

First Round NFL Draft Selections

- TE T.J. Hockenson, 2019 (8th selection, Detroit)
- TE Noah Fant, 2019 (20th selection, Denver)
- OL Brandon Scherff, 2014 (5th selection, Washington)
- OL Riley Reiff, 2012 (23rd selection, Detroit)
- DL Adrian Clayborn, 2011 (20th selection, Tampa Bay)
- OL Bryan Bulaga, 2010 (23rd selection, Green Bay)
- LB Chad Greenway, 2006 (17th selection, Minnesota)
- OL Robert Gallery, 2004 (2nd selection, Oakland)
- TE Dallas Clark, 2003 (24th selection, Indianapolis)

NFL Draft Highlights

- Nine first round selections
- Nine second round selections
- 70 NFL Draft selections overall
- 88% of Iowa's senior starters the last 18 years were selected in the NFL Draft or signed to an NFL free agent contract
- Iowa ranks third among Big Ten leaders in number of players drafted (41) over the past 11 years

NFL All-Pro Honors (11)

- TE George Kittle (San Francisco)
- DB Desmond King (LA Chargers)
- DL Mike Daniels (Green Bay)
- DB Micah Hyde (Buffalo)
- OL Brandan Scherff (Washington)
- TE Dallas Clark (Indianapolis)
- LB Chad Greenway (Minnesota)
- DL Aaron Kampman (Green Bay)
- PK Nate Kaeding (San Diego)
- DB Bob Sanders (Indianapolis)
- OL Marshal Yanda (Baltimore)

NFL Defensive Player of the Year (1)

- DB Bob Sanders, Indianapolis, 2007

Academic Honors

Academic All-America Honors (16)

- Anthony Nelson, second-team Academic All-America, 2018
- Anthony Nelson, first team Academic All-America, 2017
- Parker Hesse, second team Academic All-America, 2017
- Jordan Lomax, second team Academic All-America, 2015
- Mark Weisman, second team Academic All-America, 2014
- James Morris, NFF National Scholar-Athlete Award, 2013
- James Morris, first team Academic All-America, 2013
- Mike Klinkenborg, first team Academic All-America, 2007
- Adam Shada, first team Academic All-America, 2007
- Mike Klinkenborg, first team Academic All-America, 2006
- Adam Shada, first team Academic All-America, 2006
- Mike Elgin, first team Academic All-America, 2006
- Mike Elgin, first team Academic All-America, 2005
- Nate Kaeding, second team Academic All-America, 2002
- Aaron Kampman, first team Academic All-America, 2001
- Aaron Kampman, second team Academic All-America, 2000

327 Academic All-Big Ten honorees



Brian Ferentz
Offensive Coordinator & Tight Ends Coach
Eighth Year at Iowa

Brian Ferentz, a three-year letterman as an offensive lineman at the University of Iowa, was named offensive coordinator following the 2016 season. He coached Hawkeye running backs in 2017 and tight ends in 2018. Ferentz served as Iowa's offensive line coach for five seasons (2012-16) and served as run game coordinator in 2015 and 2016.

Brian joined the Hawkeye staff after spending the previous four years with the NFL's New England Patriots. He was recently recognized by ESPN.com as one of the top assistant coaches in the Big Ten Conference under the age of 40.

Iowa has won a combined 37 games over the past four seasons, matching the third-best total in school history over any four-year period. Iowa completed the 2018 season with a 9-4 mark and a final ranking of 25th in the Associated Press national rankings.

Iowa won six of its first seven games in 2018 and closed the season with wins in the final three games, including the 27-22 Outback Bowl win over No. 18 Mississippi State. The Hawkeyes won three of four trophy games for the third time in four seasons. The four losses came by a total of 23 points and all were decided in the final minutes of play. Iowa's 5-4 Big Ten record earned a tie for second place in the West Division.

Iowa won eight games in both 2016 and 2017, including a Pinstripe Bowl victory to conclude the 2017 campaign. The Hawkeyes posted a perfect 12-0 regular season record in 2015, winning the West Division of the Big Ten Conference. Iowa participated in the 2016 Rose Bowl Game and the 2015 Big Ten Championship and ended the season in the top 10 in the final national rankings.

Along with winning its most recent two bowl games, Iowa also participated in the 2017 Outback Bowl, 2016 Rose Bowl Game, 2015 TaxSlayer Bowl and 2014 Outback Bowl. The Hawkeyes have ranked in the final top 10 of both major polls five times in the past 17 seasons.

Iowa has appeared in 11 January bowl games since 2001 and has recorded January bowl wins over Florida (2004 Outback), LSU (2005 Capital One), South Carolina (2009 Outback), Georgia Tech (2010 Orange), and Mississippi State (2019 Outback).

Iowa has won 141 games over the past 17 seasons, including 84 Big Ten games. Along with the 2015 division title, the Hawkeyes earned a share of the Big Ten title in both 2002 and 2004 and tied for second in 2009. Iowa has finished in the Big Ten's first division in 16 of the past 18 years.

The Iowa offense in 2018 set a school record for most points scored in road games. The Hawkeyes averaged 31.2 in all games, the ninth highest single-season total in school history. Junior quarterback Nate Stanley led the Iowa offense, passing for 2,852 yards. Stanley has thrown 26 touchdown passes in each of the last two seasons, setting a school record for scoring passes over a two-year period. Stanley ranks among Iowa's career leaders in passing yards, total offense and passing touchdowns.

Tight end T.J. Hockenson earned the John Mackey Award as the top tight end in the nation and was named the Kwalick-Clark Tight End of the Year in the Big Ten. Iowa's tight ends combined for 90 receptions for 1,330 yards and 13 touchdowns.

Hockenson was the eighth player selected in the 2019 NFL Draft (Detroit), while Noah Fant was the 20th player selected in the first round (Denver). It marks the only time in the history of the NFL Draft that two tight ends from the same program have been selected in the first round.

The 2017 Iowa offense featured 1,000-yard rusher in senior Akrum Wadley, and a first-year starting quarterback in Stanley, who passed for over 2,400 yards. Senior offensive lineman Sean Welsh earned first team All-Big Ten honors, while redshirt freshman lineman Alaric Jackson earned freshman All-America recognition.

The Iowa offensive line earned the 2016 Joe Moore Award, which is presented to the best offensive line in college football. Iowa boasted two players who rushed for over 1,000 yards in the same season for the first time in school history, as Wadley and senior LeShun Daniels, Jr., each surpassed 1,000 yards. Iowa was a finalist for the award in 2015.

Four members of Iowa's 2016 offensive line earned All-Big Ten recognition, including Boettger, Cole Croston, Daniels, and Welsh. Croston signed a free agent contract with the New England Patriots following the 2017 NFL Draft and was on the active roster the entire 2017 season. In 2015, guard Jordan Walsh earned first team all-Big Ten honors, while center Austin Blythe was one of three finalists for the Rimington Award and a second team selection.

Iowa's offense in 2015 averaged 30.9 points and 386.1 yards total offense, including 181.7 rushing and 204.4 passing yards per game. Iowa ranked in the top 25 nationally in fourth down conversions, fewest penalties and fewest turnovers.

Left tackle Brandon Scherff won the 2014 Outland Trophy, was the Rimington-Pace Offensive Lineman of the Year in the Big Ten and earned unanimous consensus All-America honors. Scherff was the fifth player selected in the 2015 NFL Draft (Washington Redskins), while right tackle Andrew Donnal was selected by the St. Louis Rams in the fourth round. Scherff was named to the NFL Pro Bowl in 2017.

Iowa's offensive line in 2013 led the way for an offense that averaged 377 yards total offense, including 180 rushing yards and 197 passing yards. The Hawkeye offensive line allowed just 15 sacks in 13 games, a total that led the Big Ten and tied for 12th best in the nation. Iowa won eight games while participating in the 2014 Outback Bowl.

Iowa's offensive line featured the same five starters in all 13 games in 2013, with four of those Hawkeyes earning Big Ten honors. Scherff was a first team selection, while right tackle Brett Van Sloten was second team and Blythe and left guard Conor Boffeli each were named honorable mention. Iowa led the Big Ten and ranked eighth in the nation in fewest penalties per game. Boffeli and Van Sloten signed NFL free agent contracts immediately following the 2014 NFL Draft.

Senior center James Ferentz and senior tackle/guard Matt Tobin led Iowa's offensive line in 2012, as both players earned all-Big Ten recognition. In addition, Blythe earned FWAA Freshman All-America honors. Iowa's offensive line put together a string of four consecutive games without allowing a quarterback sack and allowed less than two sacks in six of 12 games overall.

Brian, the son of head coach Kirk Ferentz, served as New England's tight ends coach in 2011, helping the Patriots win the AFC championship and a spot in the 2012 Super Bowl. Brian was an offensive assistant coach in 2010, working exclusively with the tight ends. He spent 2009 as a coaching assistant after serving as a scouting assistant for the Patriots during the 2008 season.

Under his direction, two Patriot rookie tight ends made a big impact in 2010. The New England duo ranked first and second, among all rookie tight ends with 10 and six touchdown catches, respectively. They became the first pair of rookie tight ends with at least five touchdowns in the same season in NFL history. Rob Gronkowski's 10 touchdown receptions rank second in NFL history for a rookie tight end, as only Mike Ditka (12) had more touchdowns as a rookie.

Gronkowski set additional records in 2011, including individual records for receiving touchdowns by a tight end (17), total touchdowns by a tight end (18) and receiving yards by a tight end (1,327). As a tandem, the Patriot tight ends also set three NFL single season records: total touchdowns by a tight end tandem (24), receptions by a tight end tandem (169) and total yards by a tight end tandem (2,237).

Brian played both offensive guard and center during his Iowa career. He earned honorable mention All-Big Ten honors as a senior in 2005, and was academic All-Big Ten in 2003. He was a team captain as a senior and played on Iowa teams that were among the most successful in school history. Brian was part of two Big Ten championship teams (2002 and 2004).

Ferentz started at center in every game as a senior in 2005. He started eight games at right guard in 2004 as the Hawkeyes earned a share of the Big Ten title and a bid to the Capital One Bowl. Iowa won each of the eight games he started after he missed the first four games of the year due to injury. Ferentz earned the starting center position as a sophomore and started five games before missing the second half of the season due to injury.

During his tenure as a player, Iowa participated in the BCS FedEx Orange Bowl, two Outback Bowls, and a Capital One Bowl, compiling an overall record of 38-12. The Hawkeyes defeated Florida in the 2004 Outback Bowl and defending national champion LSU in the 2005 Capital One Bowl.

Ferentz was a member of Iowa's Leadership Council and as a senior was the recipient of the Hayden Fry "Extra Heartbeat Award". The annual award goes to the Hawkeye player who gives extraordinary effort on the field. He was recognized with the "Next Man In" award as a junior.

Brian was selected to participate in the 2006 Hula Bowl following his Hawkeye career. He signed a free agent contract with Atlanta and was a member of the Falcons practice squad in 2006. He was with the New Orleans Saints throughout their 2007 training camp.

He earned his bachelor's degree in history from Iowa in 2006.

Ferentz was born March 28, 1983, in Iowa City. He and his wife, Nikki, have two daughters, Presley and Connolly, and a son, John.

Ferentz' Coaching Career

Team	Position, Years
Iowa	OC, TE, 2018-Present
Iowa	OC, RB, 2017
Iowa	OL, Run Game Coordinator, 2015-16
Iowa	OL, 2012-2014
New England	TE's, 2011
	Off. Ast., TE's, 2010
	Coaching Ast., 2009
	Scouting Ast., 2008



Phil Parker

Defensive Coordinator & Secondary Coach
21st Year at Iowa

Phil Parker, who served as defensive backs coach at the University of Iowa for 13 seasons, is in his eighth season as defensive coordinator. He returned to coaching Iowa's defensive secondary in 2013 as well. Parker was named by Rivals.com in March, 2011, as a first-team member of its College Football Assistant Coach Dream Team.

Iowa has won a combined 37 games over the past four seasons, matching the third-best total in school history over any four-year period. Iowa completed the 2018 season with a 9-4 mark and a final ranking of 25th in the Associated Press national rankings.

Iowa won six of its first seven games in 2018 and closed the season with wins in the final three games, including the 27-22 Outback Bowl win over No. 18 Mississippi State. The Hawkeyes won three of four trophy games for the third time in four seasons. The four losses came by a total of 23 points and all were decided in the final minutes of play. Iowa's 5-4 Big Ten record earned a tie for second place in the West Division.

Iowa tied for second in the nation in interceptions (20) in 2018 after leading the nation in 2017. Iowa's 41 thefts over the past two seasons also lead the nation. Iowa last season also ranked seventh nationally in total defense (293.6), eighth in turnovers gained (27) 11th in scoring defense (17.8) and 12th in rushing defense (109.5). Iowa's defense was second in the Big Ten in red zone defense and third in total sacks (35).

In 2018 junior defensive back Amani Hooker was named the Tatum-Woodson Big Ten Defensive Back of the Year, marking the fourth Hawkeye to earn that honor since 2012 (Josh Jackson, 2017, Desmond King, 2015, Micah Hyde, 2012). Hooker earned first-team All-Big honors and second-team All-America recognition, and declared for the NFL Draft following his junior season. Defensive end A.J. Epenesa earned first-team All-Big Ten honors and defensive end Anthony Nelson was named to the second team.

Hooker declared for the NFL following his junior season and was selected in the fourth round of the 2019 NFL Draft (Tennessee), along with junior defensive lineman Anthony Nelson, who was also a fourth round selection (Tampa Bay).

The Hawkeye defense led the nation with 21 interceptions in 2017, led by defensive back Josh Jackson, who led the nation individually with eight interceptions to match Iowa's single-season record. Jackson and linebacker Josey Jewell each earned unanimous consensus All-America honors. The Hawkeyes ranked 17th in the nation in scoring defense (19.9), allowing less than 20 points per game for the third consecutive season. Iowa matched a school record with four interception return touchdowns.

Jackson, in his first year as a starter, also led the nation in passes defended, ranked second in interception return yards and return touchdowns, and ranked fourth in pass break-ups. He had two interception returns for touchdowns and tied Iowa's single-game record with three interceptions in a 55-24 win over third-ranked Ohio State.

Jewell led the Big Ten in tackles for the second time in three seasons (he was second as a junior) and ranked fourth in the nation in tackles per game (11.3). He was named the Big Ten Conference linebacker

and defensive Player of the Year, while Jackson was named Big Ten Defensive Back of the Year. Jewell also earned the Lott IMPACT Trophy and was a finalist for the Nagurski Trophy, while Jackson was a finalist for the Thorpe Award.

Jackson declared for the 2018 NFL Draft following his junior season and was a second round selection of the Green Bay Packers. Jewell was a fourth round selection of the Denver Broncos.

Jewell also led the Hawkeye defense in 2016, along with All-America defensive back Desmond King. The Hawkeyes ranked 13th in the nation in scoring defense and red zone defense, 19th in pass efficiency defense, and 23rd in total defense.

The Hawkeyes posted a perfect 12-0 regular season record in 2015, winning the West Division of the Big Ten Conference. Iowa participated in the 2016 Rose Bowl Game and the 2015 Big Ten Championship and ended the season in the top 10 in the final national rankings.

Along with winning its most recent two bowl games, Iowa also participated in the 2017 Outback Bowl, 2016 Rose Bowl Game, 2015 TaxSlayer Bowl and 2014 Outback Bowl. The Hawkeyes have ranked in the final top 10 of both major polls five times in the past 17 seasons.

Iowa has appeared in 11 January bowl games since 2001 and has recorded January bowl wins over Florida (2004 Outback), LSU (2005 Capital One), South Carolina (2009 Outback), Georgia Tech (2010 Orange), and Mississippi State (2019 Outback).

Iowa has won 141 games over the past 17 seasons, including 84 Big Ten games. Along with the 2015 division title, the Hawkeyes earned a share of the Big Ten title in both 2002 and 2004 and tied for second in 2009. Iowa has finished in the Big Ten's first division in 16 of the past 18 years.

The play of the defense has been a key part of Iowa's success. King earned first team All-Big Ten honors in both 2015 and 2016, and was a unanimous consensus All-American in 2015. King was a fifth round selection in the 2017 NFL Draft.

Iowa led the Big Ten and ranked 10th in the nation with 19 interceptions in 2015, with four of those being returned for touchdowns. The Hawkeyes were also among the national leaders in pass break-ups (ninth), turnover margin (11th), turnovers gained (13th), and rushing defense (15th).

Iowa ranked second in the Big Ten and seventh nationally in pass defense in 2014 with a defensive line-up that included three new linebackers and two first-year starters in the secondary. Seven Hawkeye defensive players earned All-Big Ten recognition.

The Hawkeyes collected eight wins in 2013, including a 5-3 Big Ten record to tie for second in the Legends Division. Iowa earned a spot in the 2014 Outback Bowl behind a defense that ranked among the national leaders in total defense (sixth), first downs allowed (seventh) pass defense (ninth), scoring defense (ninth), pass efficiency defense (17th) and rushing defense (19th).

Cornerback B.J. Lowery, a first team selection, was one of eight Hawkeye defensive players to earn All-Big Ten recognition in 2013, while King was named to several All-Freshman honor teams as a true freshman.

Following the 2012 season, Hyde was named the recipient of the Tatum-Woodson Defensive Back of the Year in the Big Ten Conference, earning first-team All-Big Ten honors. Hyde was selected by Green Bay in the fifth round of the NFL Draft and has had six very productive seasons in the NFL with Green Bay and Buffalo.

Iowa's secondary in 2011 was led by senior Shaun Prater, who earned first-team All-Big Ten honors for the second straight season, while Hyde earned second team honors. Over the past 10 seasons, Iowa ranks among the national leaders with 169 interceptions. Prater was selected by Cincinnati in the fifth round of the 2012 NFL Draft, while Jordan Bernstine was selected by Washington in the seventh round.

The defensive secondary played a key role in Iowa's success in 2010. Iowa was second in the Big Ten in pass efficiency defense (115.1) and interceptions (19). Iowa tied for 11th in the nation in interceptions, returning four thefts for touchdowns. Prater and safety Tyler Sash were both named first-team All-Big Ten, while Brett Greenwood earned second team honors and Hyde was honorable mention.

Sash started the final 34 games of his career and ranks fifth in career interceptions. He declared for the NFL following his junior season in 2010 and was a sixth round selection of the New York Giants. Sash earned a Super Bowl ring in his rookie season with the Giants in 2011.

In 2009, Iowa ranked third in the nation in pass efficiency defense and fourth in pass defense, leading the Big Ten in both categories. The Hawkeyes tied for fifth nationally with 21 interceptions while ranking eighth in scoring defense and 10th in total defense. Sash and cornerback Amari Spivey both earned first-team All-Big Ten recognition, and Greenwood was a second team selection. Spivey declared for the NFL Draft following his junior season in 2009 and was selected in the third round by the Detroit Lions.

In 2008, Iowa ranked fourth in the nation while tying a school record with 23 interceptions. The Hawkeyes led the Big Ten and ranked fifth nationally in pass efficiency defense (98.3) and scoring defense (13.0). Spivey earned second team all-conference honors, while Bradley Fletcher and Greenwood claimed honorable mention recognition. Fletcher was selected by St. Louis in the third round of the 2009 NFL Draft.

Under Parker's direction, safety Bob Sanders became the ninth Iowa player to earn first team all-Big Ten honors for three seasons (2001, 2002, and 2003). Sanders earned second team All-America honors in 2003 and was taken by Indianapolis in the second round of the 2004 NFL Draft. He ranks 11th in career tackles (348). Sanders earned All-Pro recognition with the Colts in 2005 and was selected to the Pro Bowl. He was a key contributor again in 2006 as the Colts won the Super Bowl. He was named the NFL's Defensive Player of the Year in 2007 and was again an All-Pro selection.

Senior cornerback Charles Godfrey led the Iowa secondary in 2007, recording five interceptions and 65 tackles. He earned second-team All-Big Ten honors. Godfrey was selected in the third round of the 2008 NFL Draft, being selected by the Carolina Panthers. He enjoyed an eight-year NFL career.

In 2006, senior safeties Marcus Paschal and Miguel Merrick combined for 149 tackles to lead the Hawkeye secondary. Paschal was a second team all-Big Ten selection and signed a free agent contract with Philadelphia. Merrick signed a free agent contract with San Diego.

In 2005, senior cornerback Antwan Allen was the only player in the nation to start in four straight January bowl games. He ended his career with 235 tackles and eight interceptions. Jovon Johnson, at the opposite corner, also started throughout his career. He ranks third in career interceptions (17) and had 181 career tackles. Johnson played with the Pittsburgh Steelers and New York Jets in the NFL before a productive career in the Canadian Football League. He was the CFL's Most Outstanding Defensive Player in 2011, becoming the first defensive back to win the award. He is a two-time CFL All-Star.

Safeties Derek Pagel and Sean Considine joined the Iowa program as walk-ons and earned their way into the starting line-up. Each helped the Hawkeyes win a Big Ten title as seniors and both were NFL Draft selections. Pagel earned second-team All-Big Ten honors in 2002 and was selected in the fifth round of the 2003 draft. Considine was a fourth round selection in 2005 after earning honorable mention All-Big Ten recognition. He joined the Baltimore Ravens in 2012 and played a key role on special teams for the Super Bowl champions.

In 1999, Iowa's secondary was led by the play of safety Matt Bowen. Bowen led the team in tackles as both a junior and senior. He was voted second-team All-Big Ten and was a sixth round selection of the St. Louis Rams in the NFL Draft. Bowen played several seasons in the NFL (Washington and Buffalo) following his college career.

Parker was the defensive backfield coach at Toledo for 11 seasons prior to joining the Iowa staff. During his tenure at Toledo, Parker coached 10 all-conference selections and helped the Rockets win conference division championships in 1997 and 1998. Three of his Toledo players, Darren Anderson, Clarence Love and Kelly Herndon, went on to play in the NFL. Anderson and Love were NFL Draft selections, while Herndon signed as a free agent and played in the 2006 Super Bowl with Seattle. In 1998, Toledo ranked 19th in the nation in scoring defense.

Toledo won Mid-American Conference championships in 1990 and 1995 and competed in the 1995 Las Vegas Bowl. Toledo ranked 12th in the nation in total defense in 1990 and ninth in pass efficiency defense and 11th in rushing defense in 1992. In 1995 Toledo completed an undefeated season and was ranked 22nd in the final UPI poll and 24th in the CNN poll after leading the nation in turnover margin. Toledo also finished second to perennial power Marshall twice when Parker was a member of the Rocket staff.

Parker served as a graduate assistant coach for one year at Michigan State. He was on the Spartan staff in 1987 when MSU won the Big Ten title and defeated Southern California in the 1988 Rose Bowl.

Phil was a standout defensive back at Michigan State, earning first team all-Big Ten honors in 1983, 1984 and 1985. Parker was named defensive MVP at Michigan State in 1983 and 1985 and was invited to the Hula Bowl following his senior season. During his MSU career the Spartans competed in the 1984 Cherry Bowl and the 1985 All-American Bowl. Parker was named Most Valuable Player in the Cherry Bowl.

Parker earned his B.S. degree from Michigan State in 1986.

Parker was born March 13, 1963, in Lorain, Ohio. Phil and his wife, Sandy, have two children, Tyler and Paige.

Parker's Coaching Career

Team	Position, Years
Iowa	DC, DB, 2013-present
Iowa	DC, 2012
Iowa	DB, 1999-2011
Toledo	DB, 1988-98
Michigan State	GA, 1987



LeVar Woods
Special Teams Coordinator
12th Year at Iowa

LeVar Woods, a three-year football letterman at the University of Iowa and a veteran of seven seasons in the National Football League, was named special teams coordinator in March, 2017, after previously assisting with the Hawkeye special teams. Woods handles all phases of Iowa's special teams after coaching

Hawkeye tight ends for three seasons. Woods coached Iowa linebackers for three seasons (2012-14) and previously served as an administrative assistant with the Iowa program (2008-11).

Iowa has won a combined 37 games over the past four seasons, matching the third-best total in school history over any four-year period. Iowa completed the 2018 season with a 9-4 mark and a final ranking of 25th in the Associated Press national rankings.

Iowa won six of its first seven games in 2018 and closed the season with wins in the final three games, including the 27-22 Outback Bowl win over No. 18 Mississippi State. The Hawkeyes won three of four trophy games for the third time in four seasons. The four losses came by a total of 23 points and all were decided in the final minutes of play. Iowa's 5-4 Big Ten record earned a tie for second place in the West Division.

Along with winning its most recent two bowl games, Iowa also participated in the 2017 Outback Bowl, 2016 Rose Bowl Game, 2015 TaxSlayer Bowl and 2014 Outback Bowl. The Hawkeyes have ranked in the final top 10 of both major polls five times in the past 17 seasons.

The Hawkeyes posted a perfect 12-0 regular season record in 2015, winning the West Division of the Big Ten Conference. Iowa participated in the 2016 Rose Bowl Game and the 2015 Big Ten Championship and ended the season in the top 10 in the final national rankings.

Iowa has appeared in 11 January bowl games since 2001 and has recorded January bowl wins over Florida (2004 Outback), LSU (2005 Capital One), South Carolina (2009 Outback), Georgia Tech (2010 Orange), and Mississippi State (2019 Outback).

Iowa has won 141 games over the past 17 seasons, including 84 Big Ten games. Along with the 2015 division title, the Hawkeyes earned a share of the Big Ten title in both 2002 and 2004 and tied for second in 2009. Iowa has finished in the Big Ten's first division in 16 of the past 18 years.

The performance of special teams played a key role in Iowa's success in 2018. The Hawkeyes led the Big Ten and ranked second nationally in kickoff returns, with sophomore wide receiver Ihmir Smith-Marsette ranking second in the individual rankings with a 29.5 average. Smith-Marsette was named the Rodgers-Dwight Big Ten Return Specialist of the Year. Iowa had led the league in kickoff returns for three straight seasons.

Iowa ranked second in the Big Ten in punt return average (10.6), and eighth in the nation in kickoff return coverage (16.4). Senior Kyle Groeneweg ranked second in the Big Ten and 19th in the nation in punt return average (9.9).

In addition, senior kicker Miguel Recinos earned honorable mention All-Big Ten recognition. Recinos led Iowa in scoring with 98 points, connecting on all 47 PAT attempts and 17-22 field goals. Recinos ranks 14th in career scoring with 180 points, including all 93 career PAT attempts.

Iowa's special team highlights in 2017 included ranking sixth nationally in kick return defense (17.08), 15th in the nation in kickoff returns (24.44) and 25th in punt return defense (4.65). Senior running back Akrum Wadley set an Iowa bowl record with 171 yards on five kickoff returns in the Pinstripe Bowl victory.

Iowa tight ends also had an impressive season. Sophomore Noah Fant led all FBS tight ends with an average of 16.5 yards per catch, and his 11 touchdown receptions tied as the top figure among tight ends. The 11 touchdowns are also a record for Iowa tight ends. In addition, redshirt freshman T.J. Hockenson added 24 receptions for 320 yards and three touchdowns. Fant earned third-team All-Big Ten recognition.

Fant and Hockenson each declared early for the 2019 NFL Draft. Hockenson was the eighth pick in the first round (Detroit), while Fant followed as the 20th selection overall. Iowa is the first school ever to have two tight ends selected in the first round of the NFL Draft.

Senior George Kittle led the Iowa tight ends in 2016 with 22 receptions for 314 yards, while sharing the team lead with four touchdown receptions. Despite missing two full games and parts of others due to injury, Kittle earned All-Big Ten honorable mention recognition. He participated in the Senior Bowl and the NFL Combine following the season and was selected by San Francisco in the fifth round of the 2017 NFL Draft. Kittle set an NFL tight end receiving record in 2018, earning All-Pro and Pro Bowl honors.

Iowa's special teams also performed well in 2016, led by return specialist Desmond King, who ranked second in the Big Ten in kickoff returns and third in punt returns. As a team Iowa led the conference and ranked seventh nationally in kickoff returns (25.9), while ranking second in the Big Ten and 11th nationally in punt returns (12.5). King earned NFL All-Pro recognition in 2018 with the Chargers.

Iowa's offense in 2015 averaged 30.9 points and 386.1 yards total offense, including 181.7 rushing and 204.4 passing yards per game. Iowa ranked in the top 25 nationally in fourth down conversions, fewest penalties and fewest turnovers.

Iowa's tight end continued to play a key role in the offense in 2015, as Henry Krieger Coble and Kittle combined for 55 receptions for 695 yards and seven touchdowns. Krieger Coble signed a free agent contract with Denver following the 2016 NFL Draft and was a member of the Los Angeles Rams practice squad in 2018. Jake Duzey, who missed the majority of his senior season in 2015 due to injury, earned an invitation to mini-camp with Indianapolis in 2017.

Woods coached Iowa linebackers in 2014, as the Hawkeye defense ranked seventh in the nation in pass defense and 22nd in total defense. Iowa led the Big Ten and ranked second in the nation in fewest penalties and penalty yards. In his first year as a starter, linebacker Quinton Alston ranked second on the team in tackles and earned second team all-Big Ten honors.

In 2013, Woods joined with Jim Reid in coaching three senior linebackers who served as the leaders of Iowa's defense. Anthony Hitchens, Christian Kirksey, and James Morris each recorded over 100 tackles while earning All-Big Ten recognition. The trio each recorded over 250 career tackles and combined for 950 total tackles in helping Iowa appear in three bowl games.

Kirksey was selected in the third round of the 2014 NFL Draft by Cleveland, while Hitchens was selected by Dallas in the fourth round. Hitchens and Kirksey have both been starters in the NFL the past three seasons. Morris signed an NFL free agent contract with New

England immediately following the draft and was with the Super Bowl champions throughout the season. He spent the majority of the 2015 season with the New York Giants.

Due to the play of the Iowa defense, Reid and Woods were named by FootballScoop as national Linebackers Coaches of the Year. Iowa earned a spot in the 2014 Outback Bowl behind a solid defense that ranked among the national leaders in total defense (sixth), first downs allowed (seventh) pass defense (ninth), scoring defense (ninth), pass efficiency defense (17th) and rushing defense (19th). The Hawkeyes recorded eight wins, including five in the Big Ten to tie for second in the Legends Division.

Under the direction of Woods, Iowa's linebackers also held the top three spots on the tackle chart in 2012. Hitchens not only led Iowa in tackles, but also led the Big Ten and ranked sixth in the nation. Morris ranked third in the Big Ten and 13th nationally. Kirksey was third on the team in tackles, while ranking second in the nation with four recovered fumbles. He was also one of eight players in the nation with two touchdowns on interception returns.

Woods served as Iowa's defensive line coach in the 2011 Insight Bowl. Despite the loss to 14th-ranked Oklahoma, the Hawkeye defense held the Sooners to a season-low 275 yards total offense and just 114 net rushing yards. Iowa linemen recorded four tackles for loss, two sacks and an interception.

As an administrative assistant, Woods assisted the coaching staff in compiling statistical information, gathering information on opponents and recruits and assisting in the day to day operation of the football office.

During his NFL playing career, Woods played for Arizona, Chicago, Detroit and Tennessee. Woods signed with the Cardinals as a free agent in 2001 and spent the first four years of his career in Arizona.

In 88 career games Woods totaled 168 tackles, 2.5 QB sacks, four fumble recoveries and one forced fumble.

Woods teams with fellow NFL player Kyle Vanden Bosch (both are graduates of West Lyon HS in Inwood, Iowa) in hosting a youth football camp in their hometown. He has also founded the LeVar Woods Football Academy in Okoboji, Iowa, teaching fundamentals and techniques to youth and high school athletes.

During his stint with the Cardinals, Woods was named a finalist for both the Byron "Whizzer" White and Walter Payton Man of the Year awards, recognizing his contributions to charity.

Woods has been involved with several charitable organizations throughout his career, including the Garth Brooks Teammates for Kids foundation, Homeward Bound, Soup Kitchen, Youth Christmas shopping trips and, Milk and Cookies Youth Reading Program, along with speaking engagements to elementary school children. Woods has also been instrumental in developing the Hawkeye Readers youth reading program in conjunction with the Iowa City: UNESCO City of Literature, which helps promote the importance of literacy to children.

He has also been involved with the NFL's Executive and Entrepreneurship programs through the University of Pennsylvania's Wharton School of Business, the Kellogg Business School at Northwestern University and the Stanford School of Business.

Woods lettered as a member of the Hawkeye football team from 1998-2000. He was a two-year starter at outside linebacker, totaling 165 career tackles, including 18 tackles for loss and four sacks.

He was a team captain as a senior in 2000 and earned honorable mention All-Big Ten honors from both league coaches and media after recording 97 tackles. He was selected for the Blue-Gray All-Star game following his senior season.

Along with serving as defensive team captain, Woods was co-Most Valuable Player and the recipient of the Hayden Fry "Extra Heartbeat Award", given each year to the Hawkeye player who gives extraordinary effort on the field.

Woods attended West Lyon HS in Inwood, Iowa, where he earned all-state honors and was the Class 2A Player of the Year as a senior. He rushed for 1,226 yards and eight touchdowns as a senior, while totaling 50 tackles, nine QB sacks and two recovered fumbles as a defensive end.

He earned his degree in elementary education from the University of Iowa in December, 2000.

Woods was born March 15, 1978, in Cleveland, Ohio. LeVar and his wife, Meghann, have three children, daughters Sydney and Whitney, and a son, Mason.

Woods' Coaching Career

Team	Position, Years
Iowa	STC, 2018-Present
Iowa	TE, STC, 2017
Iowa	TE, ST, 2015-17
Iowa	LB, ST, 2012-14
Iowa	AA, 2008-11



Kelvin Bell
Defensive Line Coach
Seventh Year at Iowa

Kelvin Bell, a former member of the University of Iowa football team, is in his first season as Iowa's defensive line coach. Bell was named recruiting coordinator and defensive assistant coach in February, 2016. Bell held the position of director of on-campus recruiting for the previous two years. He served as a graduate assistant coach for two years (2012-13) with the Hawkeyes, assisting with special teams.

Throughout his coaching stint at Iowa, Bell has been involved in all aspects of prospect identification, working with the coaching staff in off-campus recruiting efforts, and coordinated all aspects of on-campus recruiting activities.

Iowa has won a combined 37 games over the past four seasons, matching the third-best total in school history over any four-year period. Iowa completed the 2018 season with a 9-4 mark and a final ranking of 25th in the Associated Press national rankings.

Iowa won six of its first seven games in 2018 and closed the season with wins in the final three games, including the 27-22 Outback Bowl win over No. 18 Mississippi State. The Hawkeyes won three of four trophy

games for the third time in four seasons. The four losses came by a total of 23 points and all were decided in the final minutes of play. Iowa's 5-4 Big Ten record earned a tie for second place in the West Division.

Along with winning its most recent two bowl games, Iowa also participated in the 2017 Outback Bowl, 2016 Rose Bowl Game, 2015 TaxSlayer Bowl and 2014 Outback Bowl. The Hawkeyes have ranked in the final top 10 of both major polls five times in the past 17 seasons.

Iowa has appeared in 11 January bowl games since 2001 and has recorded January bowl wins over Florida (2004 Outback), LSU (2005 Capital One), South Carolina (2009 Outback), Georgia Tech (2010 Orange), and Mississippi State (2019 Outback).

Iowa has won 141 games over the past 17 seasons, including 84 Big Ten games. Along with the 2015 division title, the Hawkeyes earned a share of the Big Ten title in both 2002 and 2004 and tied for second in 2009. Iowa has finished in the Big Ten's first division in 16 of the past 18 years.

The Hawkeyes posted a perfect 12-0 regular season record in 2015, winning the West Division of the Big Ten Conference. Iowa participated in the 2016 Rose Bowl Game and the 2015 Big Ten Championship and ended the season in the top 10 in the final national rankings.

Iowa last season ranked seventh nationally in total defense (293.6), eighth in turnovers gained (27) 11th in scoring defense (17.8) and 12th in rushing defense (109.5). Iowa's defense was second in the Big Ten in red zone defense and third in total sacks (35). Iowa opponents have averaged less than 20 points per game in each of the last four seasons. Iowa tied for second in the nation in interceptions (20) in 2018 after leading the nation in 2017. Iowa's 41 thefts over the past two seasons also lead the nation.

In 2018, defensive end A.J. Epenesa earned first-team all-Big Ten honors and defensive end Anthony Nelson was named to the second team, while end Parker Hesse and tackle Matt Nelson earned honorable mention recognition. Anthony Nelson declared for the NFL Draft following his junior season and was selected by Tampa Bay in the fourth round. Matt Nelson, Hesse and Sam Brincks were all invited to NFL workouts immediately following the draft.

The 2017 Iowa defense ranked 17th in the nation in scoring defense (19.9). Anthony Nelson earned second team All-Big Ten and first team Academic All-America honors, while senior tackle Nathan Bazata was honorable mention All-Big Ten.

The 2016 Hawkeyes ranked 13th in the nation in scoring defense and red zone defense, 19th in pass efficiency defense, and 23rd in total defense. Tackle Jaleel Johnson earned first team All-Big Ten honors, while Bazata and Hesse earned honorable mention recognition.

Johnson and Faith Ekakitie, also a senior tackle in 2016, have moved to the professional football ranks. Johnson was a fourth round selection of the Minnesota Vikings in the 2017 NFL Draft, while Ekakitie was the first player selected in the 2017 CFL Draft (Winnipeg).

Bell interned with four NFL organizations (Minnesota Vikings, 2013; New York Giants, 2014; Miami Dolphins and Cincinnati Bengals, 2015) as part of the Bill Walsh Minority Coaching Fellowship.

Bell joined the Iowa staff after serving as an assistant coach at Trinity International University, where he served as the offensive line coach and run game coordinator in 2011. Two of his offensive linemen earned all-conference honors in 2011.

Bell served two seasons (2008-09) as offensive line coach at Wayne State College in Wayne, Nebraska. He helped lead the Wildcats to their first-ever appearance in the NCAA Division II playoffs in 2008 while posting a two-year record of 17-6. Bell coached five offensive linemen who went on to earn all-conference, all-region and All-America honors.

Before coaching at WSC, Bell coached the offensive line at Cornell College for two seasons (2006-2007). He gained his first coaching experience at Regina High School in Iowa City (2004-06), where he served as junior high coach, varsity weight room supervisor, and assistant varsity coach. Regina earned its first-ever state football championship in 2005 after reaching the semifinals in 2004.

Bell first joined the Iowa program as a defensive lineman in 2000. He redshirted in his first year at Iowa and later had his career cut short due to injury. As a prep, he earned first team all-conference honors for three straight seasons as an offensive and defensive lineman. He earned all-district, all-region and all-county recognition as a senior.

Bell earned his B.A. in mathematics, with a computer science concentration, from the University of Iowa in 2005. He earned his master's degree in sports management in 2014.

Bell is a native of Olive Branch, Mississippi. His wife's name is Natalee.

Bell's Coaching Career

Team	Position, Years
Iowa	DL, 2019-present
Iowa	AC, RC, 2016-19
Iowa	OCR, 2014-15
Iowa	GA, 2012-13
Trinity International	OL/RGC, 2011
Wayne State	OL, 2008-09
Cornell College	OL, 2006-07
Regina High School (Iowa City)	AC, 2004-06



Kelton Copeland

Wide Receivers Coach
Third Year at Iowa

Kelton Copeland was named wide receivers coach at the University of Iowa in February, 2016. Copeland joined the Hawkeye coaching staff after coaching at Northern Illinois the previous four seasons.

Iowa won six of its first seven games in 2018 and closed the season with wins in the final three games, including the 27-22 Outback Bowl win over No. 18 Mississippi State. The Hawkeyes won three of four trophy games for the third time in four seasons. The four losses came by a total of 23 points and all were decided in the final minutes of play. Iowa's 5-4 Big Ten record earned a tie for second place in the West Division. The Hawkeyes ranked 25th in the final Associated Press rankings.

Iowa won eight games in both 2016 and 2017, including a Pinstripe Bowl victory to conclude the 2017 campaign. The Hawkeyes posted a perfect 12-0 regular season record in 2015, winning the West Division of the Big Ten Conference. Iowa participated in the 2016 Rose Bowl Game and the 2015 Big Ten Championship and ended the season in the top 10 in the final national rankings.

Along with winning its most recent two bowl games, Iowa also participated in the 2017 Outback Bowl, 2016 Rose Bowl Game, 2015 TaxSlayer Bowl and 2014 Outback Bowl. The Hawkeyes have ranked in the final top 10 of both major polls five times in the past 17 seasons. Iowa's offense in 2018 again featured the passing of quarterback Nate Stanley, who tossed 26 touchdown passes for the second straight year. The improved play of Iowa's wide receivers played a big role as the Hawkeyes averaged 31.2 points per game, including a school-record 42.8 points per game in five Big Ten road games.

Senior wide receiver Nick Easley led Iowa with 52 receptions. He was named MVP of the 2019 Outback Bowl after grabbing eight receptions for 104 yards and two touchdowns. Easley surpassed 100 career receptions and 1,000 career receiving yards in his two seasons under Copeland's direction. He signed a free agent contract with Buffalo shortly after the 2019 NFL Draft.

In addition, sophomore wide receivers Brandon Smith (28-361-2 TDs) and Ihmir Smith-Marsette (23-361-3 TDs) continued their improvement. Smith-Marsette also ranked second in the nation in kickoff return average (29.5).

The Hawkeyes won eight games in 2017, including a 27-20 win over Boston College in the Pinstripe Bowl. In addition to the bowl victory the Hawkeyes won three of four rivalry trophy games while facing one of the toughest schedules in the nation.

Wide receiver Matt VandeBerg played his final two seasons under Copeland for the Hawkeyes, returning from injury as a junior to record 28 receptions for 384 yards and two touchdowns in 2017. He had at least one reception in his final 32 games. His 134 career receptions rank 10th in school history and he ranks 15th in career receiving yards (1,686).

Copeland served as wide receivers coach and specials teams coordinator at Northern Illinois in 2016 after coaching the NIU running backs from 2013-15. Northern Illinois had a first team all-conference selection at both wide receiver and as return specialist while leading the conference in both kickoff returns and kickoff coverage in 2016.

In 2015, Northern Illinois running back Joel Bouagnon earned first team all-conference honors after rushing for 1,285 yards and 18 touchdowns. NIU averaged 190.1 rushing yards per game while playing in the conference title game for the sixth straight year and earning an eighth straight bowl invitation.

The Northern Illinois offense rushed for 3,488 yards and 36 touchdowns in 2014, as three running backs each averaged over five yards per carry. In 2013 the Huskies featured two players who each rushed for over 1,000 yards, including quarterback Jordan Lynch, a Heisman Trophy finalist.

Copeland joined the Northern Illinois staff after coaching wide receivers at South Dakota for two seasons (2011-12).

He was on the staff at Coffeyville Community College from 2007-10, coaching wide receivers (2008-10) and the defensive secondary (2007). Coffeyville advanced to the Region IV playoffs in three different seasons, while boasting one of the top offenses in the Jayhawk Conference in 2010.

Copeland coached defensive backs at Northwood University in 2006, helping Northwood reach the Division II playoffs. He was on the coaching staff at Emporia State University from 2003-05, coaching linebackers, running backs, and wide receivers, while also working with special teams. He also served as an assistant strength and conditioning coach.

As a player at Emporia State from 1999-02, Copeland was the starting quarterback and a team captain for three seasons. He set school records for rushing yards by a quarterback in a season and career, leading the team in total offense as both a junior and senior. He ranked third all-time in total offense and fourth in passing yards following his final season.

A native of Miami, Florida, Copeland attended Southridge High School. He graduated from Emporia State University in 2003 with a bachelor's degree in recreation.

Copeland was born June 9, 1980. He is married to the former Bridgette Eldridge, and the couple has three daughters, Marlea, Devyn and Kabryn.

Copeland's Coaching Career

Team	Position, Years
Iowa	WR, 2017-present
Northern Illinois	WR, ST, 2016
Northern Illinois	RB, 2013-15
South Dakota	WR, 2011-12
Coffeyville CC	WR, 2008-10
Coffeyville CC	DB, 2007
Northwood University	DB, 2006
Emporia State	LB, WR, RB, 2003-05



Derrick Foster

Running Backs Coach
Offensive Recruiting Coordinator
Second Year at Iowa

Derrick Foster was named assistant football coach at the University of Iowa in January, 2018. He coaches the Hawkeye running backs and is the offensive recruiting coordinator. Foster joined the Iowa coaching staff after coaching at Samford University the previous two seasons.

Iowa won six of its first seven games in 2018 and closed the season with wins in the final three games, including the 27-22 Outback Bowl win over No. 18 Mississippi State. The Hawkeyes won three of four trophy games for the third time in four seasons. The four losses came by a total of 23 points and all were decided in the final minutes of play. Iowa's 5-4 Big Ten record earned a tie for second place in the West Division. The Hawkeyes were ranked 25th nationally in the final Associated Press rankings.

The Hawkeye offense used a trio of sophomore running backs to carry the bulk of the rushing attack in 2018, as Iowa averaged 31.2 points per game, including a school-record 42.8 points in five conference road games. Mekhi Sargent (159-745-9 TDs, Toren Young (136-637-5 TDs) and Ivory Kelly-Martin (97-341-2 TDs) all saw significant action.

Foster served as running backs coach and running game coordinator at Samford University in Birmingham, Alabama in 2015 and 2016. He has coached wide receivers and running backs at Tennessee, Northwestern State University, and Valdosta State University.

Foster was an assistant coach at Northwestern State University in Louisiana for three seasons, where he coached running backs in 2013 and wide receivers in 2014 and 2015. While at Northwestern State, Foster tutored some of the top receivers in program history.

Under Foster's tutelage, Ed Eagan set the school single-season receptions record with 73, including single-game marks of 13 catches and 238 receiving yards. Foster was instrumental in helping Bryant Mitchell make his way to the Canadian Football League's Edmonton Eskimos and guided Cody Jones to a productive junior campaign in Jones' second season as a full-time wide receiver. Foster also coached Shakier Ryan, who was a member of the Washington Redskins in 2017.

Foster was an assistant coach at Tennessee in 2012, assisting the offensive coordinator and assisting as running backs coach. The Volunteers finished third in the Southeastern Conference in total offense with 5,711 yards. He held office recruiting duties for junior colleges in California, Texas, Kansas, New York, Arizona, and Illinois.

Foster's coaching career began at Valdosta State in 2011, where he assisted head coach David Dean, and offensive coordinator Robby Brown, while working with the punt and return teams. He worked with wide receivers and helped produce an All-Gulf South Conference selection; he coached Seantavious Jones, now a receiver with the Indianapolis Colts.

Foster was a three-year starting receiver at Southwest Baptist College in Missouri, where he produced a record-shattering 2007 campaign. He ranked sixth in the conference with 44 catches in 2007. Foster played in 41 of 44 games and had 93 career receptions. As a prep, he was a 1,000-yard rusher at Goshen (Alabama) High School, where he was an All-County running back.

Foster is a native of Goshen, Alabama. He earned a bachelor's degree in sport management from Southwest Baptist in 2010 and a master's in public administration from Valdosta State University in 2013.

Foster was born March 6, 1986. He and his wife, Bianca, have a son, Cooper.

Foster's Coaching Career

Team	Position, Years
Iowa	RB, ORC, 2019-present
Iowa	RB, 2018-19
Samford	RB, RGC, 2016-17
Northwestern State	WR, 2014-15
Northwestern State	RB, 2013
Tennessee	AC, 2012
Valdosta State	AC, 2011



Jay Niemann
Assistant Defensive Line Coach
Defensive Recruiting Coordinator
First Year at Iowa

Jay Niemann was named assistant defensive line coach and defensive recruiting coordinator in May, 2019. Niemann joined the Hawkeye coaching staff after serving as the defensive coordinator and linebackers coach at Rutgers University for three seasons (2016-18).

Along with the past three seasons at Rutgers, Niemann was the defensive coordinator at Northern Illinois from 2011-15. He coached linebackers at Rutgers and safeties at Northern Illinois and was the co-defensive coordinator and secondary coach at Hardin-Simmons from 2008-10.

Niemann's 2018 defense at Rutgers ranked 19th in the nation and fourth in the Big Ten in pass defense, allowing opponents 186.7 yards per game. The Scarlet Knights ranked 45th in the nation in pass defense efficiency, with a rating of 123.29, and 46th in the nation in red-zone defense (.814).

Three Rutgers defenders earned postseason honors from the Big Ten. Senior safety Saquan Hampton and senior linebacker Trevor Morris earned honorable mention recognition, and senior cornerback Isaiah Wharton received the Big Ten Sportsmanship Award. Two Scarlet Knights ranked among Big Ten leaders in tackles in 2018. Morris ranked No. 3, averaging 9.1 tackles per game, and senior linebacker Deonte Roberts ranked No. 11, averaging 7.9 tackles.

Niemann's Scarlet Knight defense in 2017 was key in victories over Purdue (14-12), Illinois (35-24) and Maryland (31-24). Rutgers' defense ranked No. 48 in the nation in fewest opponent first downs allowed (243) and No. 55 in fewest passing yards allowed (216.8). In Niemann's first season at Rutgers the Scarlet Knights ranked No. 6 in the nation in red zone defense (.727) and 18th in passing yards allowed per game (186.5).

Niemann's top defensive player at NIU was safety Jimmie Ward, who was selected by San Francisco in the first round of the 2014 NFL Draft. The 30th overall pick, Ward led the Huskies in tackles in each of his final two seasons. In all, Niemann's Huskie defense produced seven players who signed with NFL teams

In 2015, NIU ranked eighth in the nation in turnovers gained (29) and fourth in interceptions (22). Sophomore cornerback Shawun Lurry led the FBS with nine interceptions and earned multiple All-America honors. The defensive unit posted 26 sacks with 15 different players involved in at least a half sack.

Six NIU defensive players earned All-MAC honors in 2014 as six opponents were held to 17 points or less. In 2012, the NIU defense held five opponents to nine points or less en route to a second straight MAC title and a historic berth in the Orange Bowl at the conclusion of the season. In the 2011 MAC Championship game, the NIU defense shut out Ohio in the second half en route to a 23-20 victory, the school's first MAC football title in 28 years.

Northern Illinois won the Mid-American Conference West Division all five seasons (2011-15) Niemann was on the staff, capturing the MAC Championship three times (2011, '12 and '14). The Huskies played in a bowl game each of those five seasons. Northern Illinois won the 2011 GoDaddy Bowl and played in the Orange Bowl following the 2012 season.

During his tenure at Hardin-Simmons, Niemann helped turn a defense that ranked last in the nation prior to his arrival into the No. 2 unit in the American Southwest Conference in 2009. He helped guide Hardin-Simmons to the first round of the 2008 NCAA Division III playoffs.

Niemann served as the head coach at Simpson College from 2002-07. Niemann compiled a 32-29 record in his six seasons (2002-07) as head coach at Simpson. He led the Storm to the 2003 NCAA Division III Playoffs while also serving as defensive coordinator and defensive backs coach. He was named the 2003 Iowa Conference Coach of the Year.

Niemann was on the Northern Iowa coaching staff from 1997-2001. He was defensive coordinator in 1999 and 2000, and coached the secondary (1997, 2001), and linebackers (1998-2000). The Panthers advanced to the semifinals of the 2001 NCAA Football Championship Subdivision playoffs.

Prior to his arrival at UNI, Niemann spent eight seasons at Drake University (1989-96), where he was the defensive coordinator and secondary coach. He was promoted to assistant head coach in 1995. In his final three seasons, the Bulldog defense ranked in the top 10 nationally in scoring defense, pass efficiency defense and total defense.


Niemann coached linebackers and special teams in 1985 at Western Washington while pursuing his master's degree. Niemann accepted a graduate assistant position at Washington in 1986, working with the Husky linebackers and defensive backs while coaching under Washington legends Don James and Jim Lambright.

Niemann completed his bachelor's degree in physical education from Iowa State in 1983, and received his master's degree in educational administration from Western Washington in 1989. He played linebacker at Iowa State from 1979-82 after earning all-state honors as a prep at Avo-Ha Community High School in Avoca, Iowa.

Jay and his wife, Lou Ann, have two sons, Ben and Nick. Both Ben and Nick have been involved in the Iowa football program. Ben was a letterman from 2014-17 and was a rookie with the Kansas City Chiefs in 2018. Nick heads into his junior season as a Hawkeye linebacker in 2019.

Niemann's Coaching Career

Team	Position, Years
Iowa	Asst. DL, ORC, 2019-present
Rutgers	DC, LB, 2016-18
Northern Illinois	DC, Safeties, 2011-15
Hardin-Simmons	Co-DC, DB, 2008-10
Simpson College	HC, 2002-07
Northern Iowa	DC, LB, 1999-00
Northern Iowa	LB, 1998
Northern Iowa	Secondary, 1997, 2001
Drake	Asst. HC, DC, DB, 1995-96
Drake	DC, DB, 1989-94
Washington	GA, DB, LB, 1986-88
Western Washington	STC, LB, 1985



Ken O'Keefe
Quarterbacks Coach
16th year at Iowa

Ken O'Keefe was named University of Iowa quarterbacks coach in February, 2017, returning to the Iowa coaching staff after previously serving as offensive coordinator for 13 seasons (1999-2011). O'Keefe also served as Iowa's quarterback coach for 12 seasons, after coaching Hawkeye wide receivers in his first year on the staff.

Iowa has won a combined 37 games over the past four seasons, matching the third-best total in school history over any four-year period. Iowa completed the 2018 season with a 9-4 mark and a final ranking of 25th in the Associated Press national rankings.

Iowa won six of its first seven games in 2018 and closed the season with wins in the final three games, including the 27-22 Outback Bowl win over No. 18 Mississippi State. The Hawkeyes won three of four trophy games for the third time in four seasons. The four losses came by a total of 23 points and all were decided in the final minutes of play. Iowa's 5-4 Big Ten record earned a tie for second place in the West Division.

Iowa won eight games in both 2016 and 2017, including a Pinstripe Bowl victory to conclude the 2017 campaign. The Hawkeyes posted a perfect 12-0 regular season record in 2015, winning the West Division of the Big Ten Conference. Iowa participated in the 2016 Rose Bowl Game and the 2015 Big Ten Championship and ended the season in the top 10 in the final national rankings.

Along with winning its most recent two bowl games, Iowa also participated in the 2017 Outback Bowl, 2016 Rose Bowl Game, 2015 TaxSlayer Bowl and 2014 Outback Bowl. The Hawkeyes have ranked in the final top 10 of both major polls five times in the past 17 seasons.

Iowa has appeared in 11 January bowl games since 2001 and has recorded January bowl wins over Florida (2004 Outback), LSU (2005 Capital One), South Carolina (2009 Outback), Georgia Tech (2010 Orange), and Mississippi State (2019 Outback).

Iowa has won 141 games over the past 17 seasons, including 84 Big Ten games. Along with the 2015 division title, the Hawkeyes earned a share of the Big Ten title in both 2002 and 2004 and tied for second in 2009. Iowa has finished in the Big Ten's first division in 16 of the past 18 years.

Iowa was bowl eligible in the final 11 seasons O'Keefe was previously on staff, ranking in the top 10 in the final national rankings on four occasions. The Hawkeyes won Big Ten titles in 2002 and 2004 and placed second in 2009. Iowa won six bowl games between 2001 and 2010 with O'Keefe on staff.

The Iowa offense in 2018 set a school record for most points scored in road games (42.8). The Hawkeyes averaged 31.2 in all games, the ninth highest single-season total in school history. Junior quarterback Nate Stanley led the Iowa offense, passing for 2,852 yards. Stanley has thrown 26 touchdown passes in each of the past two seasons, setting a school record for scoring passes over a two-year period. Stanley ranks among Iowa's career leaders in passing yards, total offense and passing touchdowns in two years as the starter.

Iowa's offense in 2017 was sparked by the play Stanley, who earned honorable mention All-Big Ten honors in his first year as a starter. Stanley passed for 2,437 yards, with 26 touchdowns and just six interceptions. The 26 scoring strikes ranks second best in a single season at Iowa and the 2,437 yards ranks 14th for a single season. He is a two-

year permanent captain heading into his senior season. Stanley ranks ninth in career passing yards (5,351) and his 2,852 yards in 2018 ranks as the seventh best total in school history.

Additional top performing Iowa quarterbacks tutored by O'Keefe include Kyle McCann, Brad Banks, Nathan Chandler, Drew Tate, Ricky Stanzi, and James Vandenberg. That group owns five of the top 10 single-season passing performances in school history. Tate (second), Stanzi (third), Vandenberg (seventh), McCann (11th) and Banks (13th) rank among Iowa's career passing leaders.

As a senior in 2001, McCann led the Hawkeyes to their first bowl game under Ferentz, a win over Texas Tech in the Alamo Bowl. McCann ranked second in the Big Ten in pass efficiency in 2001 while completing 66.3 percent of his attempts and passing for over 2,000 yards in his only season as a starter.

The following season, senior Banks led the Hawkeyes to a share of the Big Ten title. Banks placed second in Heisman Trophy balloting, while winning the Davey O'Brien Award as the top quarterback in the nation. He was the Associated Press Player of the Year and was named Most Valuable Player in the Big Ten Conference after leading the nation in pass efficiency.

Seven Iowa players were named to the All-Big Ten first offensive unit in 2002. That included players named Offensive Player of the Year (Banks), and Offensive Lineman of the Year (Eric Steinbach). Four offensive players, Banks, Steinbach, tight end Dallas Clark and center Bruce Nelson, earned first-team All-America honors.

Chandler took over for Banks in 2003 and promptly guided the Hawkeyes to a 10-3 overall record, including a win over Florida in the 2004 Outback Bowl. Chandler passed for over 2,000 yards in his only season as a starter.

Tate burst on the scene as a sophomore in 2004, leading Iowa to a share of the Big Ten title. He earned first-team All-Big Ten honors while passing for over 2,700 yards and 20 touchdowns. Tate is second in career passing yards (8,292), TD passes (61), completions (665), attempts (1,090), and total offense (8,427). He also completed a 56-yard scoring strike on the last play of the game to lead Iowa to a win over LSU in the 2005 Capital One Bowl.

Stanzi set Iowa's school record for passing efficiency (157.6) in 2010, passing for over 3,000 yards and 25 touchdowns, with just six interceptions. He passed for over 2,400 yards in his first full season as a starter in 2009, leading Iowa to a second place finish in the Big Ten and to an Orange Bowl win over Georgia Tech.

O'Keefe's worked with Vandenberg in 2011, who was in his first year as a starter. Vandenberg passed for 3,083 yards and 28 touchdowns, with both totals ranking third-best for a single season in school history.

Offensive linemen Bryan Bulaga and Dace Richardson, along with tight end Tony Moeaki, earned first-team All-Big Ten honors in 2009. Bulaga was named Big Ten Offensive Lineman of the Year. Bulaga was a first round selection in the 2010 NFL Draft, while Moeaki was a third round selection.

Iowa's offense in 2008 featured the Doak Walker Award winner in running back Shonn Greene. Iowa ranked fourth in the Big Ten in both rushing offense and pass efficiency while averaging over 370 yards total offense per game. The Hawkeyes ranked second in scoring offense (30.3) and first downs, and third in time of possession.

Along with being honored as the top running back in the nation, Greene was named the Big Ten Conference Offensive Player of the Year. Greene (third round), OL Seth Olsen (fourth) and TE Brandon Myers (sixth) were all selected in the 2009 NFL Draft.



From 2004-06 Tate ranked as one of the nation's top signal callers. He ranks high in the Iowa record book for just about every passing stat. Tate signed a free agent contract with the St. Louis Rams following his Hawkeye career, and enjoyed a lengthy and productive career in the Canadian Football League.

The 2006 Hawkeyes finished second in Big Ten pass offense and third in total offense. Under O'Keefe's direction, the 2005 Hawkeyes ranked first in the Big Ten in red zone offense and third in passing offense (258.7). In 2004, Iowa ranked second in the Big Ten in passing offense, passing efficiency, and red zone offense, posting a 10-2 record while winning the Big Ten title.

Twenty Hawkeye offensive players under O'Keefe were selected in the NFL Draft. Four of the top seasons in Iowa history, for average passing yards per game, occurred under O'Keefe's direction.

O'Keefe left Iowa following the 2011 season, joining the Miami Dolphins staff for five seasons. He was named Miami's wide receivers coach in February, 2012, and served in that role prior to being named senior offensive assistant in 2015. He served as senior football research analyst in 2016.

Under O'Keefe, wide receiver Jarvis Landry set the Miami rookie record with 84 receptions in 2014, the fourth-most by any player in a single season in team history. Landry surpassed that mark with 110 receptions in 2015 and caught more passes (194) than any other player in league history during the first two seasons of their career.

Wide receiver Brian Hartline had the two best seasons of his seven-year career under O'Keefe. Hartline totaled 74 receptions for 1,083 yards in 2012, and added 76 receptions for 1,016 yards and a career-high four touchdowns in 2013.

O'Keefe was the head coach at Fordham University in 1998. He served as head coach at Allegheny College for eight seasons (1990-97). His career head coaching record of 83-17-1 included a 79-10-1 mark at Allegheny, where his team won five North Coast Athletic Conference titles and the 1990 NCAA Division III national title. O'Keefe led Allegheny to four undefeated regular seasons (1990, 1991, 1994 and 1996), and six NCAA playoff appearances. He was named NCAA Division III Coach of the Year in 1990.

In 1985, O'Keefe coached Fort Worth (Texas) Country Day School. From 1978-84, he led Worcester (Mass.) Academy to a 37-11 record and three New England Class A prep championships. O'Keefe started his coaching career as an assistant coach at the University of New Haven from 1976-77.

O'Keefe earned his B.A. degree in history from John Carroll University in 1975, where he played football and baseball. He was a three-year starter at wide receiver while at John Carroll.

O'Keefe was born Aug. 18, 1953, in Milford, Connecticut. He and his wife, Joanne, have two children, Meghan and Brendan.

O'Keefe's Coaching Career

Team	Position, Years
Iowa	QB, 2017-present
Miami Dolphins	2012-16
Iowa	OC, QB, 2000-2011
Iowa	OC, WR, 1999
Fordham	HC, 1998
Allegheny College	HC, 1990-97
Allegheny College	OL, OC, 1986-89
High school coach	1978-85
New Haven	AC, 1976-77



Tim Polasek
Offensive Line Coach
Third Year at Iowa

Tim Polasek (PAWL-uh-seck) was named offensive line coach at the University of Iowa in February, 2017. Polasek joined the Hawkeye coaching staff after serving as offensive coordinator and running backs coach at North Dakota State for the previous three seasons.

Prior to joining the Iowa staff, Polasek helped North Dakota State post a 12-2 mark in 2016, as NDSU reached the FCS semifinals. The Bison averaged 240.9 rushing yards and 407.9 yards total offense per game, as running backs Lance Dunn and King Frazier combined to rush for 1,875 yards.

NDSU's offense flourished in 2015 with first-year starting quarterback Carson Wentz rushing for more yards than any Bison QB since the veer-option days of the mid-1990s. All-America running back John Crockett added nearly 400 receiving yards to his school-record 1,994 rushing yards.

NDSU won its fourth straight FCS national championship with a 15-1 record and won the conference with a 7-1 mark. Polasek directed a Bison offense that ranked second in the Missouri Valley Football Conference with 432.3 total yards per game.

North Dakota State's hard-nosed rushing attack helped NDSU rank second nationally in time of possession (34:03), third in first downs (343) and fifth in third-down conversion percentage (.483). The Bison averaged 5.2 yards per carry and rushed for 235.2 yards per game.

Iowa has won a combined 37 games over the past four seasons, matching the third-best total in school history over any four-year period. Iowa completed the 2018 season with a 9-4 mark and a final ranking of 25th in the Associated Press national rankings.

Iowa won six of its first seven games in 2018 and closed the season with wins in the final three games, including the 27-22 Outback Bowl win over No. 18 Mississippi State. The Hawkeyes won three of four trophy games for the third time in four seasons. The four losses came by a total of 23 points and all were decided in the final minutes of play. Iowa's 5-4 Big Ten record earned a tie for second place in the West Division.

Iowa won eight games in 2017, including a Pinstripe Bowl victory over Boston College to conclude the season. Along with the bowl win, the Hawkeyes scored over 50 points in November wins over third-ranked Ohio State (55-24) and Nebraska (56-14).

The Iowa offense in 2018 set a school record for most points scored in road games, averaging 42.8 points in the five Big Ten contests. The Hawkeyes averaged 31.2 in all games, the ninth highest single-season total in school history. Iowa led the Big Ten and ranked 14th in the nation in fewest sacks allowed (1.2 per game) and was second in the league and 12th nationally in fourth down conversions (68 percent).

Four of Iowa's offensive linemen earned post-season recognition a year ago. Senior guard Ross Reynolds and sophomore tackle Alaric Jackson earned second-team All-Big Ten honors, while senior center Keegan Render earned third-team honors and sophomore tackle Tristan Wirfs gained honorable mention recognition. Render and Reynolds were invited to NFL camps immediately following the 2019 NFL Draft.

Junior quarterback Nate Stanley passed for over 2,800 yards and 26 touchdowns, while Iowa's trio of running backs combined to rush for 1,723 yards and 16 touchdowns.

Due to injuries to returning senior starters Boone Myers and Ike Boettger in 2017, the Hawkeye offensive line included a redshirt freshman at left tackle and a true freshman at right tackle for the majority of the season. The offensive line paved the way for running back Akrum Wadley (1,109) to surpass 1,000 rushing yards for the second straight season, while Stanley passed for 2,437 yards and 26 touchdowns.

Senior guard Sean Welsh earned first-team All-Big Ten honors, junior center James Daniels earned honorable mention recognition, and Jackson was named first-team Freshman All-America by the Football Writers Association of America (FWAA).

Daniels declared for the 2018 NFL Draft and was a second round selection of the Chicago Bears. Boettger and Myers, who both missed the majority of the season due to injury, signed free agent contracts following the draft.

Polasek coached tight ends and fullbacks at Northern Illinois in 2013. The Huskies posted a 12-2 record, advancing to the Mid-American Conference championship game and earning a bid to the Poinsettia Bowl.

Polasek coached at North Dakota State from 2006-12, coaching running backs (2006-12), and tight ends and fullbacks (2010-12). He also served as special teams coordinator from 2010-12.

Polasek was an assistant coach at Wisconsin-Stevens Point for three seasons before initially joining the staff at North Dakota State. He coached defensive backs (2005), wide receivers/tight ends (2003-04) and quarterbacks (spring 2003). He was the special teams coordinator in 2004-05 and passing game coordinator in 2003-04.

Polasek attended Concordia University in Wisconsin, where he is the all-time leading passer. He set single-game, single-season and career records for touchdown passes, passing yards, completions and completion percentage. He was the Badger-Illini Conference Player of the Year in 2000. Polasek was a two-time first team all-conference selection in (2000-01) after earning second team honors in 1999. He was a team captain for two seasons and is a member of the Concordia Hall of Fame.

Polasek graduated from Concordia University in 2002 with a bachelor's degree in physical education. He earned his master's degree from Wisconsin-Stevens Point in 2005.

Polasek was born Aug. 8, 1979, and is a native of Iowa, Wisconsin. His wife's name is Jill.

Polasek's Coaching Career

Team	Position, Years
Iowa	OL, 2017-present
North Dakota State	OC, RB, 2012-16
Northern Illinois	TE, FB, 2013
North Dakota State	TE, FB, STC, 2010-2012
North Dakota State	RB, 2006-12
Wisconsin-Stevens Point	DB, 2005
Wisconsin-Stevens Point	WR, TE, 2003-04
Wisconsin-Stevens Point	QB, 2003



Seth Wallace
Assistant Defensive Coordinator
Linebackers Coach
Ninth Year at Iowa

Seth Wallace was named linebackers coach at the University of Iowa in January, 2016, and was named assistant defensive coordinator in July, 2017. He served as Iowa's recruiting coordinator in 2014 and 2015, while also coaching cornerbacks and nickelbacks in 2015, and working with the defensive line in 2014. Wallace previously served as a graduate assistant coach on the Iowa staff for three seasons (2006-08).

Iowa has won a combined 37 games over the past four seasons, matching the third-best total in school history over any four-year period. Iowa completed the 2018 season with a 9-4 mark and a final ranking of 25th in the Associated Press national rankings.

Iowa won six of its first seven games in 2018 and closed the season with wins in the final three games, including the 27-22 Outback Bowl win over No. 18 Mississippi State. The Hawkeyes won three of four trophy games for the third time in four seasons. The four losses came by a total of 23 points and all were decided in the final minutes of play. Iowa's 5-4 Big Ten record earned a tie for second place in the West Division.

The Hawkeyes posted a perfect 12-0 regular season record in 2015, winning the West Division of the Big Ten Conference. Iowa participated in the 2016 Rose Bowl Game and the 2015 Big Ten Championship and ended the season in the top 10 in the final national rankings.

Along with winning its most recent two bowl games, Iowa also participated in the 2017 Outback Bowl, 2016 Rose Bowl Game, 2015 TaxSlayer Bowl and 2014 Outback Bowl. The Hawkeyes have ranked in the final top 10 of both major polls five times in the past 17 seasons.

Iowa has appeared in 11 January bowl games since 2001 and has recorded January bowl wins over Florida (2004 Outback), LSU (2005 Capital One), South Carolina (2009 Outback), Georgia Tech (2010 Orange), and Mississippi State (2019 Outback).

Iowa has won 141 games over the past 17 seasons, including 84 Big Ten games. Along with the 2015 division title, the Hawkeyes earned a share of the Big Ten title in both 2002 and 2004 and tied for second in 2009. Iowa has finished in the Big Ten's first division in 16 of the past 18 years.

Iowa tied for second in the nation in interceptions (20) in 2018 after leading the nation in 2017. Iowa's 41 thefts over the past two seasons also lead the nation. Iowa last season also ranked seventh nationally in total defense (293.6), eighth in turnovers gained (27) 11th in scoring defense (17.8) and 12th in rushing defense (109.5). Iowa's defense was second in the Big Ten in red zone defense and third in total sacks (35).

Iowa's linebackers were an inexperienced crew in 2018, but contributed greatly to Iowa's high national ranking in several team categories. Amani Hooker, splitting time between safety and outside linebacker, earned All-America recognition while being named the Tatum-Woodson Big Ten Defensive Back of the Year. Hooker declared for the NFL following his junior season and was selected in the fourth round of the 2019 NFL Draft by Tennessee.

The Hawkeye defense led the nation with 21 interceptions in 2017, led by defensive back Josh Jackson, who led the nation individually with eight interceptions to match Iowa's single-season record. Jackson

and linebacker Josey Jewell each earned unanimous consensus All-America honors. The Hawkeyes ranked 17th in the nation in scoring defense (19.9), allowing less than 20 points per game for the third consecutive season. Iowa matched a school record with four interception return touchdowns.

Jewell led the Big Ten in tackles for the second time in three seasons (he was second as a junior) and ranked fourth in the nation in tackles per game (11.3). He earned unanimous consensus All-America honors and was named the Big Ten Conference linebacker and defensive Player of the Year. Jewell earned the Lott IMPACT Trophy and the Jack Lambert Trophy, and was a finalist for the Nagurski Trophy.

Jewell became the third Hawkeye selected in the 2018 NFL Draft when he was selected in the fourth round by the Denver Broncos. Ben Niemann, also a three-year starter for the Hawkeyes, signed a free agent contract with Kansas City immediately following the draft and saw action in 14 games as a rookie.

Jewell led the Iowa defense in 2016, ranking second in the conference in tackles while earning second-team All-Big Ten honors for the second consecutive season. The Hawkeyes ranked 13th in the nation in scoring defense and red zone defense, 19th in pass efficiency defense, and 23rd in total defense.

Iowa ranked first in the Big Ten and 10th in the nation in pass interceptions in 2015, while also ranking in the top 20 nationally in pass break-ups, turnover margin, turnovers gained, and rushing defense. Seven defensive players earned All-Big Ten recognition.

In 2014, Wallace assisted with an Iowa defense that ranked seventh in the nation in pass defense and 22nd in total defense. Iowa led the Big Ten and ranked second in the nation in fewest penalties and penalty yards. Senior tackles Carl Davis and Louis Trinca-Pasat, along with junior end Drew Ott, were each named second-team All-Big Ten.

Wallace returned to the Iowa staff from Valdosta State University, where he served as defensive coordinator from 2010-13. Wallace coached the Valdosta State defensive line in 2013 and the defensive backs from 2009-2012. He joined the Valdosta State staff after his three-year stint with the Iowa program.

In his 17 seasons coaching on the collegiate level, Wallace has served as both offensive and defensive coordinator, coached defensive backs, defensive line and wide receivers, along with holding special teams duties in 13 of the 17 seasons.

Iowa won the Outback Bowl following the 2008 season and also played in the 2006 Alamo Bowl. Valdosta State appeared in the NCAA Division II playoffs in 2010 and won the national title in 2012, while Coe College advanced to the Division III quarterfinals in 2002. He has coached 14 players who have earned All-America recognition and 18 players who have gone on to play professional football.

Wallace helped Valdosta State win the 2012 NCAA Division II national title with a 12-2 overall record. Valdosta State won the 2010 Gulf South Conference title and advanced to the NCAA playoffs. Since 2010, Valdosta State has ranked in the top 25 percent nationally in several defensive categories, including scoring defense, pass efficiency defense, red zone defense, interceptions and turnovers gained.

In both 2010 and 2011, Valdosta State ranked in the top three in the conference in seven defensive categories. The Valdosta State defense scored seven touchdowns and recorded three safeties. Valdosta State special teams led the league in kickoff coverage in 2010 and ranked second in 2011.

During his previous time on the Iowa coaching staff, Wallace worked with the Iowa defense, primarily the defensive secondary. The Hawkeyes posted a 9-4 record in 2008, including a win over South Carolina in the 2009 Outback Bowl. Iowa ranked fourth in the nation while tying a school record with 23 interceptions in 2008. Iowa led the Big Ten and ranked fifth nationally in pass efficiency defense (98.3) and scoring defense (13.0). Iowa also led the Big Ten in fewest touchdowns allowed, turnovers gained, pass efficiency defense and punt return defense.

Wallace also gained college coaching experience at Lake Forest College (2003-05) in Lake Forest, Illinois, and Coe College (2001-02) in Cedar Rapids, Iowa. He was offensive coordinator at Lake Forest in 2004 and 2005 as the team set school records for passing offense and total offense.

Lake Forest posted an 8-2 record in 2004 after a 7-3 mark the previous season. Wallace was defensive secondary coach and special teams coordinator in 2003 as Lake Forest led the conference in scoring defense, pass defense and total defense.

Wallace began his coaching career at Coe College in 2001, serving as wide receivers and tight ends coach, while assisting with special teams for two seasons. Coe posted a 10-2 record in 2002, winning the Iowa Conference title while ranking 14th nationally in Division III. The 10 wins set a school record for single season victories as Coe ranked first in the league in total offense in 2002 and first in passing offense in 2001. The Kohawks ranked first in the league and second in the nation in kickoff returns in 2001 and first and 11th in that category, respectively, the following season.

Wallace attended Grinnell High School in Grinnell, Iowa, and was a four-year letterman (1997-2000) in football at Coe College. He was a team captain and twice earned all-conference honors as a wide receiver at Coe. He led the league in receiving in 2000 and ranks in the top four at Coe in season and career receiving. Wallace led the nation in punt returns in 1997 and is Coe's career leader. He earned all-state honors as a prep and competed in the Iowa Shrine Bowl following his senior season.

Wallace earned his bachelor's degree in physical education from Coe College in 2001 and his master's degree in sports management from the University of Iowa in 2008.

Wallace was born Jan. 8, 1979, in Danville, Kentucky. He and his wife, Erica, have a son, Landry, and a daughter, Maci.

Wallace's Coaching Career

Team	Position, Years
Iowa	ADC, LBs, 2017-present
Iowa	LB, 2016
Iowa	RC, CB, NB, 2015
Iowa	RC, 2014-15
Valdosta State	DC, 2011-13
Valdosta State	DL, 2013
Valdosta State	DB, 2009-12
Iowa	GA, 2006-08
Lake Forest	OC, ST, 2004-05
Lake Forest	DB, ST, 2003
Coe College	WR, TE, ST, 2001-02



Chris Doyle
Strength & Conditioning Coach
21st Year at Iowa

Chris Doyle is in his 21st year as strength and conditioning coach for the University of Iowa football program.

As the head of Iowa's strength and conditioning program, Doyle has helped the Hawkeye program participate in 16 bowl games since

2001, including 11 January bowl games. Iowa has recorded January bowl wins over Florida (2004 Outback), LSU (2005 Capital One), South Carolina (2009 Outback), Georgia Tech (2010 Orange) and Mississippi State (2019 Outback).

Iowa has won a combined 37 games over the past four seasons, matching the third-best total in school history over any four-year period. Iowa completed the 2018 season with a 9-4 mark and a final ranking of 25th in the Associated Press national rankings.

Iowa won six of its first seven games in 2018 and closed the season with wins in the final three games, including the 27-22 Outback Bowl win over No. 18 Mississippi State. The Hawkeyes won three of four trophy games for the third time in four seasons. The four losses came by a total of 23 points and all were decided in the final minutes of play. Iowa's 5-4 Big Ten record earned a tie for second place in the West Division.

The Hawkeyes posted a perfect 12-0 regular season record in 2015, winning the West Division of the Big Ten Conference. Iowa participated in the 2016 Rose Bowl Game and the 2015 Big Ten Championship and ended the season in the top 10 in the final national rankings.

Along with winning its most recent two bowl games, Iowa also participated in the 2017 Outback Bowl, 2016 Rose Bowl Game, 2015 TaxSlayer Bowl and 2014 Outback Bowl. The Hawkeyes have ranked in the final top 10 of both major polls five times in the past 17 seasons.

Iowa has appeared in 11 January bowl games since 2001 and has recorded January bowl wins over Florida (2004 Outback), LSU (2005 Capital One), South Carolina (2009 Outback), Georgia Tech (2010 Orange), and Mississippi State (2019 Outback).

Iowa has won 141 games over the past 17 seasons, including 84 Big Ten games. Along with the 2015 division title, the Hawkeyes earned a share of the Big Ten title in both 2002 and 2004 and tied for second in 2009. Iowa has finished in the Big Ten's first division in 16 of the past 18 years.

Doyle is a certified strength and conditioning specialist with the Collegiate Strength and Conditioning Association (CSCCa). Doyle was elected to serve as a member of the CSCCa Board of Directors at the organization's 16th annual national conference in 2016, and in 2018 re-elected for an additional three-year term.

Doyle was presented with the certification of Master Strength and Conditioning Coach by the CSCCa in 2012. The certification is considered the highest honor that can be achieved in the coaching profession of Strength and Conditioning, and represents professionalism, knowledge, experience, expertise and longevity in the field.

He served as director of strength and conditioning for the University of Utah in 1998. Under Doyle's direction the Utah basketball team played in the national championship game.

Doyle was assistant strength and conditioning coach at the University of Wisconsin from 1996-98. He oversaw the training programs for football and hockey teams during this time. The Badger football team participated in two bowl games (Copper and Outback) and the hockey team won the WCHA championship during his tenure.

As a strength and conditioning professional, Doyle has tutored 210 student-athletes who have advanced to the professional ranks in the NFL, NHL and NBA. Iowa has had a total of 55 players selected in the past 15 NFL drafts.

Overall, 64 Iowa players have been drafted in the past 17 years, with nine first round selections and 14 players being selected among the top 50 picks. In addition, 76 additional Hawkeye players signed free agent contracts in the past 14 years and five former walk-ons have been selected in the NFL Draft.

Doyle has mentored 77 former interns and assistants who have advanced in the field of Strength and Conditioning, with 28 becoming head strength and conditioning coaches.

Doyle served as offensive line coach at Holy Cross from 1992-95. He also worked as a graduate assistant at Notre Dame in 1991 and Syracuse in 1990. Notre Dame won the 1992 Sugar Bowl following the 1991 season and Syracuse won the 1990 Aloha Bowl.


Doyle was a three-year starter on the offensive line at Boston University from 1986-88. He served as a student assistant for the football program there in 1989.

Doyle earned his B.S. in human movement from Boston University in 1990 and his M.Ed. in education from Boston University in 1991.

Doyle was born June 30, 1968. Chris is from Quincy, Massachusetts, and attended Boston College High School. He was inducted into the Boston College High School Hall of Fame in 2004. Chris and his wife, Tia, have three sons, Declan, Donovan and Dillon. Declan is an offensive assistant coach with the NFL's New Orleans Saints. Donovan attends Harvard University, where he is a member of the wrestling team. Dillon is a redshirt freshman member of the Hawkeye football program.

Doyle's Coaching Career

Team	Position, Years
Iowa	Head Strength & Conditioning Coach, 1999-present
Utah	Director of Strength & Conditioning, 1998
Wisconsin	Assistant Strength Coach, 1996-97
Holy Cross	Offensive Line Coach, 1992-95
Notre Dame	Graduate Assistant, 1991
Syracuse	Graduate Assistant, 1990



Raimond Braithwaite
Assistant Strength & Conditioning Coach
15th Year at Iowa

Raimond Braithwaite is in his 15th year as assistant strength and conditioning coach with the University of Iowa football program. Braithwaite was a member of the Iowa staff from 2002-04 and rejoined the Hawkeye program after serving as the head strength and conditioning coach at Delaware State (2005-07).

Iowa has won a combined 37 games over the past four seasons, matching the third-best total in school history over any four-year period. Iowa completed the 2018 season with a 9-4 mark and a final ranking of 25th in the Associated Press national rankings.

Iowa won six of its first seven games in 2018 and closed the season with wins in the final three games, including the 27-22 Outback Bowl win over No. 18 Mississippi State. The Hawkeyes won three of four trophy games for the third time in four seasons. The four losses came by a total of 23 points and all were decided in the final minutes of play. Iowa's 5-4 Big Ten record earned a tie for second place in the West Division.

The Hawkeyes posted a perfect 12-0 regular season record in 2015, winning the West Division of the Big Ten Conference. Iowa participated in the 2016 Rose Bowl Game and the 2015 Big Ten Championship and ended the season in the top 10 in the final national rankings.

Along with winning its most recent two bowl games, Iowa also participated in the 2017 Outback Bowl, 2016 Rose Bowl Game, 2015 TaxSlayer Bowl and 2014 Outback Bowl. The Hawkeyes have ranked in the final top 10 of both major polls five times in the past 17 seasons.

Iowa has appeared in 11 January bowl games since 2001 and has recorded January bowl wins over Florida (2004 Outback), LSU (2005 Capital One), South Carolina (2009 Outback), Georgia Tech (2010 Orange), and Mississippi State (2019 Outback).

Iowa has won 141 games over the past 17 seasons, including 84 Big Ten games. Along with the 2015 division title, the Hawkeyes earned a share of the Big Ten title in both 2002 and 2004 and tied for second in 2009. Iowa has finished in the Big Ten's first division in 16 of the past 18 years.

At Delaware State, Braithwaite helped lead the Hornets to a 25-9 record in three seasons. In 2007, Delaware State finished 10-2, the best season in school history. The Hornets also won the Mid-Eastern Athletic Conference with a perfect 8-0 record. Delaware State was ranked as high as eighth during the season and finished the season ranked 15th after a loss to Delaware in the first round of the playoffs. Delaware State was 7-4 in 2005 and 8-3 in 2006.

Braithwaite assisted in opening a new 10,000 square-foot weight facility at Delaware State, which is one of the largest in the region. Delaware State was coached by Al Lavan, who served on the Baltimore Ravens staff with Iowa Coach Kirk Ferentz. Lavan finished as the runner-up for national Coach of the Year honors in 2007.

Braithwaite first joined the Iowa football program after serving as a graduate assistant strength and conditioning coach at Florida State University during the 2002 spring. Braithwaite worked with the football and women's golf teams at Florida State, where his responsibilities included lifting technique instruction, organization of football lifting groups, assisting in the administration of torso development and dynamic warm-up to football lifting groups and assisting in the maintenance of equipment in the weight room facility.

Braithwaite served as an intern at Florida State during the fall of 2001, assisting in the instruction of workout programs for various FSU athletic teams, including football, softball and men's and women's golf.

Braithwaite earned a bachelor's degree in Sports Science from the University of West Florida in 1999 and earned his master's degree in Science in Exercise Physiology from Florida State University in 2001.

Raimond is a certified member of the Collegiate Strength and Conditioning Coaches Association (CSCCa).

Raimond was born Nov. 11, 1977, in Queens, New York. Raimond and his wife, Jenny, have four children, Conner, Cameron, Maxine, and Kingston.


Cody Myers

Assistant Strength & Conditioning Coach
Sixth Year at Iowa

Cody Myers is in his sixth year as an assistant strength and conditioning coach with the University of Iowa football program.

Iowa has won a combined 37 games over the past four seasons, matching the third-best total in school history over any four-year period.

Iowa completed the 2018 season with a 9-4 mark and a final ranking of 25th in the Associated Press national rankings.

Iowa won six of its first seven games in 2018 and closed the season with wins in the final three games, including the 27-22 Outback Bowl win over No. 18 Mississippi State. The Hawkeyes won three of four trophy games for the third time in four seasons. The four losses came by a total of 23 points and all were decided in the final minutes of play. Iowa's 5-4 Big Ten record earned a tie for second place in the West Division.

The Hawkeyes posted a perfect 12-0 regular season record in 2015, winning the West Division of the Big Ten Conference. Iowa participated in the 2016 Rose Bowl Game and the 2015 Big Ten Championship and ended the season in the top 10 in the final national rankings.

Along with winning its most recent two bowl games, Iowa also participated in the 2017 Outback Bowl, 2016 Rose Bowl Game, 2015 TaxSlayer Bowl and 2014 Outback Bowl. The Hawkeyes have ranked in the final top 10 of both major polls five times in the past 17 seasons.

Myers previously served as assistant coordinator of strength and conditioning at Coe College. He was an intern with the Iowa football strength and conditioning program beginning in 2014.

At Coe, Myers designed and implemented strength and conditioning programs for the baseball and softball programs, while assisting with the football, volleyball, men's and women's basketball and wrestling teams.

Myers is a Certified Strength and Conditioning Coach Certified (SCCC) through the Collegiate Strength and Conditioning Coaches Association.

Myers is a veteran of the United States Marine Corps (2003-10) and a veteran of the Iraq War and the Global War on Terrorism. While serving, he held earned the rank of Corporal and held the positions of Fire Team Leader and Vehicle Commander. He conducted security operations and escorted high ranking officials.

Myers earned his Associate Degree from Kirkwood Community College and his bachelor's degree in physical education from Coe College in 2015. He earned a Masters of Science degree in exercise science in performance enhancement and injury prevention from California University of Pennsylvania.

Myers was born May 8, 1984, and is a native of Keosauqua, Iowa, where he attended Van Buren High School. His wife's name is Nicole, and he has a son, Gunner, and a daughter, Hadley.


Peter Remmes

Assistant Strength & Conditioning Coach
Second Year at Iowa

Peter Remmes is in his second year as assistant strength and conditioning coach with the University of Iowa football program. Remmes joined the Hawkeye football staff in February, 2018. He previously was an intern with the Iowa program from June-August, 2015.

Iowa won six of its first seven games in 2018 and closed the season with wins in the final three games, including the 27-22 Outback Bowl win over No. 18 Mississippi State. The Hawkeyes won three of four trophy games for the third time in four seasons. The four losses came by a total of 23 points and all were decided in the final minutes of play. Iowa's 5-4 Big Ten record earned a tie for second place in the West Division.

The Hawkeyes posted a perfect 12-0 regular season record in 2015, winning the West Division of the Big Ten Conference. Iowa participated in the 2016 Rose Bowl Game and the 2015 Big Ten Championship and ended the season in the top 10 in the final national rankings.

Along with winning its most recent two bowl games, Iowa also participated in the 2017 Outback Bowl, 2016 Rose Bowl Game, 2015 TaxSlayer Bowl and 2014 Outback Bowl. The Hawkeyes have ranked in the final top 10 of both major polls five times in the past 17 seasons.

Remmes previously served as assistant strength and conditioning coach with the football program at Florida State University for one year, where he assisted in all phases of the strength and conditioning program. He worked with the NFL's New York Giants throughout the 2016 season.

Remmes was a graduate assistant at Springfield College in 2015-16, working with football, men's basketball, men's volleyball and women's track (sprinters) athletes.

Remmes has served as an intern at Springfield College, Yale University, and the Springfield Falcons, and with the NFL's Buffalo Bills.

Peter is a Certified Strength and Conditioning Coach (SCCC) through the Collegiate Strength and Conditioning Coaches Association, the National Strength and Conditioning Association (CSCS), International Society of Sports Nutrition (ISSN), and American Red Cross (CPR/AED).

Remmes earned a bachelor's degree in Applied Exercise Science in 2014, and a Master of Science (Strength and Conditioning concentration) in 2018, both from Springfield College.

Peter was born Nov. 6, 1991, and is a native of Saco Maine. His wife's name is Hannah.



Mark Weisman
Assistant Strength & Conditioning Coach
Third Year at Iowa

Mark Weisman is in his third year as assistant strength and conditioning assistant with the Iowa football program. Weisman, an Iowa football letterman from 2012-14, held the position of Refueling, Nutrition and Analytics Specialist in 2017.

Weisman is a Certified Strength and Conditioning Coach Certified (SCCC) through the Collegiate Strength and Conditioning Coaches Association.

Iowa has won a combined 37 games over the past four seasons, matching the third-best total in school history over any four-year period. Iowa completed the 2018 season with a 9-4 mark and a final ranking of 25th in the Associated Press national rankings.

Iowa won six of its first seven games in 2018 and closed the season with wins in the final three games, including the 27-22 Outback Bowl win over No. 18 Mississippi State. The Hawkeyes won three of four trophy games for the third time in four seasons. The four losses came by a total of 23 points and all were decided in the final minutes of play. Iowa's 5-4 Big Ten record earned a tie for second place in the West Division.

The Hawkeyes posted a perfect 12-0 regular season record in 2015, winning the West Division of the Big Ten Conference. Iowa participated in the 2016 Rose Bowl Game and the 2015 Big Ten Championship and ended the season in the top 10 in the final national rankings.

Along with winning its most recent two bowl games, Iowa also participated in the 2017 Outback Bowl, 2016 Rose Bowl Game, 2015 TaxSlayer Bowl and 2014 Outback Bowl. The Hawkeyes have ranked in the final top 10 of both major polls five times in the past 17 seasons.

Iowa has appeared in 11 January bowl games since 2001 and has recorded January bowl wins over Florida (2004 Outback), LSU (2005 Capital One), South Carolina (2009 Outback), Georgia Tech (2010 Orange), and Mississippi State (2019 Outback).

Weisman rushed for 2,602 yards and 32 touchdowns during his Iowa career. He ranks third in career rushing touchdowns (32), fourth in career attempts (599), seventh in yards, and 11th in career scoring (198). He became the sixth Iowa running back to lead the team in rushing three straight years and just the third player to rush for over 800 yards in three straight seasons.

As a senior he was one of three finalists for the Burlsworth Award, presented to the top former walk-on in the nation. He earned second team Academic All-America honors as a senior and was a three-time Academic All-Big Ten honoree. He was named the 2015 TaxSlayer Bowl Scholar Athlete and Iowa's recipient of the Big Ten Conference Sportsmanship Award.

Weisman was named a permanent team captain as a junior and senior. His team awards following his final season included the Forest Evashevski Scholastic Achievement Award, Brett Greenwood Award, Players Choice Award, and Team Hustle Award.

Weisman is a native of Buffalo Grove, Illinois, where he attended Stevenson High School. He earned first team all-state, all-area, and all-conference honors as a senior. He earned three letters in football, playing both fullback and running back, and three letters in track. Weisman rushed for 1,657 yards as a senior and 1,149 yards as a junior, with 38 rushing touchdowns in two seasons.

Weisman earned his bachelor's degree in health and human physiology from Iowa in 2014 and a Masters of Science Degree in Performance Enhancement & Injury Prevention from California University of Pennsylvania in 2017.

Weisman was born Oct. 28, 1991. He is single.



Max Allen
Director of New Media
Sixth Year at Iowa

Max Allen is in his sixth year as Iowa football's director of new media. He served as an administrative assistant for the Hawkeyes during the 2013 season.

Iowa has won a combined 37 games over the past four seasons, matching the third-best total in school history over any four-year period. Iowa completed the 2018 season with a 9-4 mark and a final ranking of 25th in the Associated Press national rankings.

Iowa won six of its first seven games in 2018 and closed the season with wins in the final three games, including the 27-22 Outback Bowl win over No. 18 Mississippi State. The Hawkeyes won three of four trophy games for the third time in four seasons. The four losses came by a total of 23 points and all were decided in the final minutes of play. Iowa's 5-4 Big Ten record earned a tie for second place in the West Division.

The Hawkeyes posted a perfect 12-0 regular season record in 2015, winning the West Division of the Big Ten Conference. Iowa participated in the 2016 Rose Bowl Game and the 2015 Big Ten Championship and ended the season in the top 10 in the final national rankings.

Along with winning its most recent two bowl games, Iowa also participated in the 2017 Outback Bowl, 2016 Rose Bowl Game, 2015 TaxSlayer Bowl and 2014 Outback Bowl. The Hawkeyes have ranked in the final top 10 of both major polls five times in the past 17 seasons.


Allen works closely with the Iowa football staff regarding design and production of print and electronic recruiting materials, management of football specific social media, and works with UI Athletics External Relations regarding football specific activities.

He joined the Iowa program from the University of Colorado, where he held the position of assistant director of player personnel for three years. At Colorado he assisted with on-campus recruiting and coordinated the freshman enrollment process. Allen also spent one season as an operations intern with the Buffalo football program.

Allen graduated from Colorado in 2010, earning his bachelor's degree in business (finance).

Allen is a native of Durango, Colorado, and graduated from Durango High School.

Allen was born Jan. 31, 1988.



Tyler Barnes
Director of Recruiting
Eighth Year at Iowa

Tyler Barnes was named director of recruiting in April, 2016. Barnes previously served on the Iowa staff in student assistant (2009-10), graduate assistant (2011), and administrative assistant (2012) capacities. As director of recruiting, Barnes has a lead role in all aspects of prospect identification, assisting the coaching staff in off-campus recruiting efforts, and coordinating all aspects of on-campus recruiting activities.

Iowa has won a combined 37 games over the past four seasons, matching the third-best total in school history over any four-year period. Iowa completed the 2018 season with a 9-4 mark and a final ranking of 25th in the Associated Press national rankings.

Iowa won six of its first seven games in 2018 and closed the season with wins in the final three games, including the 27-22 Outback Bowl win over No. 18 Mississippi State. The Hawkeyes won three of four trophy games for the third time in four seasons. The four losses came by a total of 23 points and all were decided in the final minutes of play. Iowa's 5-4 Big Ten record earned a tie for second place in the West Division.

The Hawkeyes posted a perfect 12-0 regular season record in 2015, winning the West Division of the Big Ten Conference. Iowa participated in the 2016 Rose Bowl Game and the 2015 Big Ten Championship and ended the season in the top 10 in the final national rankings.

Along with winning its most recent two bowl games, Iowa also participated in the 2017 Outback Bowl, 2016 Rose Bowl Game, 2015 TaxSlayer Bowl and 2014 Outback Bowl. The Hawkeyes have ranked in the final top 10 of both major polls five times in the past 17 seasons.

Iowa has appeared in 11 January bowl games since 2001 and has recorded January bowl wins over Florida (2004 Outback), LSU (2005 Capital One), South Carolina (2009 Outback), Georgia Tech (2010 Orange), and Mississippi State (2019 Outback).

Iowa has won 141 games over the past 17 seasons, including 84 Big Ten games. Along with the 2015 division title, the Hawkeyes earned a share of the Big Ten title in both 2002 and 2004 and tied for second in 2009. Iowa has finished in the Big Ten's first division in 16 of the past 18 years.

Barnes rejoined the Iowa staff after serving on the Vanderbilt University football staff for three years. He held the position of director of player personnel for two years after serving as co-recruiting coordinator in 2013.

In his previous roles at Iowa, Barnes assisted the coaching staff in compiling statistical information, and gathering information on opponents and recruits, while assisting in the day to day operations of the football program. He has also assisted with Iowa football camps and coaching clinics.

Barnes earned his bachelor's degree from the University of Iowa in 2009, with a double major in Finance and Sports Studies. He earned his master's degree from Iowa in Recreation and Sports Management in 2011.

Barnes is a native of Decatur, Illinois, and a graduate of MacArthur HS.

Tyler was born May 14, 1985, in Peoria, Illinois. Tyler and his wife, Joanne, have a daughter, Blakely.



Broderick Binns
Director of Player Development
Sixth Year at Iowa

Broderick Binns was named director of player development in April, 2016. A four-year letterman for the Hawkeyes during his playing career, Binns served on the Iowa coaching staff as a graduate assistant coach in 2014 and 2015, assisting with Hawkeye special teams.

Iowa has won a combined 37 games over the past four seasons, matching the third-best total in school history over any four-year period. Iowa completed the 2018 season with a 9-4 mark and a final ranking of 25th in the Associated Press national rankings.

Iowa won six of its first seven games in 2018 and closed the season with wins in the final three games, including the 27-22 Outback Bowl win over No. 18 Mississippi State. The Hawkeyes won three of four trophy games for the third time in four seasons. The four losses came by a total of 23 points and all were decided in the final minutes of play. Iowa's 5-4 Big Ten record earned a tie for second place in the West Division.

The Hawkeyes posted a perfect 12-0 regular season record in 2015, winning the West Division of the Big Ten Conference. Iowa participated in the 2016 Rose Bowl Game and the 2015 Big Ten Championship and ended the season in the top 10 in the final national rankings.

Along with winning its most recent two bowl games, Iowa also participated in the 2017 Outback Bowl, 2016 Rose Bowl Game, 2015 TaxSlayer Bowl and 2014 Outback Bowl. The Hawkeyes have ranked in the final top 10 of both major polls five times in the past 17 seasons.

Iowa has appeared in 11 January bowl games since 2001 and has recorded January bowl wins over Florida (2004 Outback), LSU (2005 Capital One), South Carolina (2009 Outback), Georgia Tech (2010 Orange), and Mississippi State (2019 Outback).

Iowa has won 141 games over the past 17 seasons, including 84 Big Ten games. Along with the 2015 division title, the Hawkeyes earned a share of the Big Ten title in both 2002 and 2004 and tied for second in 2009. Iowa has finished in the Big Ten's first division in 16 of the past 18 years.

Binns enjoyed a very successful playing career as a defensive end for the Hawkeyes from 2008-11. He earned second team All-Big Ten honors as a senior and earned the Roy J. Carver Most Valuable Player Award for defense. He was a three-year member of the Iowa Leadership Group during his career.

Iowa posted a 35-17 record from 2008-11, including a 3-1 record in bowl games. Iowa posted an 11-2 record in 2009, placing second in the Big Ten before defeating ACC champion Georgia Tech in the 2010 Orange Bowl. The Hawkeyes also defeated South Carolina in the 2009 Outback Bowl and Missouri in the 2010 Insight Bowl.

Binns started all 13 games as a senior, recording 32 solo tackles and 28 assists. He tied for team lead with eight pass break-ups and was second in tackles for loss (12-58) and QB sacks (5-36). He ranked among Big Ten leaders in pass break-ups, QB sacks (.4) and tackles for loss.

He saw action in 12 games as a junior, with five starts. He recorded 17 solo tackles and 19 assists, along with an interception return for a touchdown at Arizona.

Binns started all 13 games in 2009 and was named honorable mention All-Big Ten by league media and earned the Coaches Appreciation Award for defense. He was named ESPN.com Big Ten Defensive Player of the Week versus Penn State following Iowa's 21-10 win over the fourth-ranked Nittany Lions in Happy Valley.

Binns saw action in all 13 games as a redshirt freshman in 2008, recording 20 total tackles, 2.5 tackles for loss and two pass break-ups. His career totals include 179 tackles, 13 sacks, 25.5 tackles for loss and 21 pass break-ups, four recovered fumbles and three caused fumbles.

Binns is a native of St. Paul, Minnesota, where he twice earned all-conference and all-state honors as a prep at Cretin-Derham High School. He was a team captain and completed his prep career with 157 tackles.

He earned his bachelor's degree in psychology from Iowa in 2012. Binns was employed as a teacher and coach at Cretin-Derham prior to joining the Iowa staff, coaching football, basketball and track. He is pursuing his master's degree in sports management.

Binns was born July 23, 1989. He and his wife, Kailey, have a daughter, Brooklyn, and a son, Bo.

Binns' Coaching Career

Team	Position, Years
Iowa	DPD, 2016-present
Iowa	GA, 2014-16



Paul Federici
Director of Football Operations
16th Year at Iowa

Paul Federici is in his 16th season working with the University of Iowa football program. Federici is in his 11th year as director of football operations after serving as director of athletic training services for five years.

Federici coordinates many of the off the field logistics, as well as practice schedules and other football related items, for head coach Kirk Ferentz and the Hawkeye football program.

Iowa has won a combined 37 games over the past four seasons, matching the third-best total in school history over any four-year period. Iowa completed the 2018 season with a 9-4 mark and a final ranking of 25th in the Associated Press national rankings.

Iowa won six of its first seven games in 2018 and closed the season with wins in the final three games, including the 27-22 Outback Bowl win over No. 18 Mississippi State. The Hawkeyes won three of four trophy games for the third time in four seasons. The four losses came by a total of 23 points and all were decided in the final minutes of play. Iowa's 5-4 Big Ten record earned a tie for second place in the West Division.

The Hawkeyes posted a perfect 12-0 regular season record in 2015, winning the West Division of the Big Ten Conference. Iowa participated in the 2016 Rose Bowl Game and the 2015 Big Ten Championship and ended the season in the top 10 in the final national rankings.

Along with winning its most recent two bowl games, Iowa also participated in the 2017 Outback Bowl, 2016 Rose Bowl Game, 2015

TaxSlayer Bowl and 2014 Outback Bowl. The Hawkeyes have ranked in the final top 10 of both major polls five times in the past 17 seasons.

Iowa has appeared in 11 January bowl games since 2001 and has recorded January bowl wins over Florida (2004 Outback), LSU (2005 Capital One), South Carolina (2009 Outback), Georgia Tech (2010 Orange), and Mississippi State (2019 Outback).

Iowa has won 141 games over the past 17 seasons, including 84 Big Ten games. Along with the 2015 division title, the Hawkeyes earned a share of the Big Ten title in both 2002 and 2004 and tied for second in 2009. Iowa has finished in the Big Ten's first division in 16 of the past 18 years.

In his first season as director of football operations, Federici assisted with the planning, coordination and implementation of Iowa's daily operation and travel plans as the Hawkeyes concluded the 2009 season with a 24-14 win in the 2010 FedEx Orange Bowl and a national ranking of seventh in the nation.

Federici has assisted in 14 bowl games during his career, including the 2001 Senior Bowl, 2005 Capital One Bowl, 2006, 2009, 2014, 2017 and 2019 Outback bowls, 2006 Alamo Bowl, 2010 Orange Bowl, both the 2010 and 2011 Insight bowls, the 2015 TaxSlayer Bowl, 2016 Rose Bowl, and 2017 Pinstripe Bowl.

Federici also served as a championship team operations liaison at the college football playoff national championship games since 2015.

Federici joined the Iowa Athletic Department staff in 2004 after serving as the Head Athletic Trainer for the Seattle Seahawks for five seasons. Prior to joining the Seahawks in January, 1999, Federici was the Head Athletic Trainer at Vanderbilt University from 1994-99.

As an Assistant Athletic Trainer at Vanderbilt from 1987-1993, Federici worked with football, baseball, men's basketball and men's and women's golf teams. He was named Head Athletic Trainer for the Commodores in 1994, and was recognized as the College Athletic Trainer of the Year by the Tennessee Athletic Trainers Society that year.

Certified by the National Athletic Trainers Association in 1985, Federici served as a test site administrator and host athletic trainer for the N.A.T.A. Board of Certification examinations from 1991-95. He has volunteered for the Tennessee State Amateur Games, the LPGA Sara Lee Tournament at Hermitage Golf Club, and the Senior PGA Bell South Tournament at Springhouse Golf Club. Federici was a case study presenter at the 2001 A.O.S.S.M. meeting in Phoenix, Ariz., as well as the 2002 N.A.T.A. June Symposium in Dallas, Texas.

While at Vanderbilt, Federici served on several athletic department committees, including the Mission/Vision planning team, the External Communications Committee, the Management Team of Department Heads and the Sports Nutrition Planning Team.

Federici earned his B.S. degree in Health Education from Penn State University in 1985 and his M.Ed. in Health Promotion/Education from Vanderbilt in 1991.

Federici was born in Findlay, Ohio, and grew up in Oakmont, Pennsylvania. He and his wife, Teddie, have a son, Noah.



Ben Hansen

**Assistant Director of Football Operations
Seventh Year at Iowa**

Ben Hansen is in his seventh year as assistant director of football operations at the University of Iowa. Hansen previously worked with the Iowa defensive line as a student assistant (2009-2011).

Iowa has won a combined 37 games over the past four seasons, matching the third-best total in school history over any four-year period. Iowa completed the 2018 season with a 9-4 mark and a final ranking of 25th in the Associated Press national rankings.

Iowa won six of its first seven games in 2018 and closed the season with wins in the final three games, including the 27-22 Outback Bowl win over No. 18 Mississippi State. The Hawkeyes won three of four trophy games for the third time in four seasons. The four losses came by a total of 23 points and all were decided in the final minutes of play. Iowa's 5-4 Big Ten record earned a tie for second place in the West Division.

The Hawkeyes posted a perfect 12-0 regular season record in 2015, winning the West Division of the Big Ten Conference. Iowa participated in the 2016 Rose Bowl Game and the 2015 Big Ten Championship and ended the season in the top 10 in the final national rankings.

Along with winning its most recent two bowl games, Iowa also participated in the 2017 Outback Bowl, 2016 Rose Bowl Game, 2015 TaxSlayer Bowl and 2014 Outback Bowl. The Hawkeyes have ranked in the final top 10 of both major polls five times in the past 17 seasons.

Iowa has appeared in 11 January bowl games since 2001 and has recorded January bowl wins over Florida (2004 Outback), LSU (2005 Capital One), South Carolina (2009 Outback), Georgia Tech (2010 Orange), and Mississippi State (2019 Outback).

Hansen served on the 2016 Rose Bowl Advisory Committee as the Hawkeyes were selected to play in the Rose Bowl following the Big Ten title game.

Prior to rejoining the Iowa program, Hansen served as a graduate teaching assistant while working on his master's degree at the University of Tennessee. He served as a board member for Partners In Sports while earning his master's degree in sport management from Tennessee in 2013.

Hansen also served as an intern at Stanford University with facilities, operations and event management within the athletic department.

In his previous stint with the Iowa football program, Hansen worked with the defensive line in 2009 and 2010, as the Hawkeyes compiled a two-year record of 19-7. Iowa won the Orange Bowl following the 2009 season and the Insight Bowl following the 2010 campaign, defeating a ranked opponent in both contests.

Hansen also served as a youth basketball and football coach through the Mercer Aquatic Center in Iowa City. He earned his bachelor's degree in recreation management from Iowa in 2010.

Hansen is a native of Hampton, Iowa, and graduated from Hampton-Dumont High School. As a prep he lettered in football, basketball and track.

Hansen was born Feb. 5, 1988, in Marshalltown, Iowa. He and his wife, Emily, have a son, Baylor (1).



Scott Southmayd
Director of Player Personnel
18th Year at Iowa

Scott Southmayd is in his 18th season with the University of Iowa football program. He is in his sixth year as director of player personnel. Southmayd served as Iowa's quality control director for eight years (2006-13) and administrative assistant for four years (2002-05).

As Iowa's director of player personnel, Southmayd is involved in many facets of the football program; with the focus being on assisting with Iowa's recruiting efforts. His main responsibilities include prospect identification, roster management, and on-campus recruiting.

As Iowa's quality control director, Southmayd assisted the recruiting coordinator with the administration of the recruiting process, hosting prospective student-athletes during their visit to campus and gathering information on recruits. He also served as a liaison with other University administration and support areas.

As Iowa's administrative assistant, Southmayd assisted the coaching staff in compiling statistical information, gathering information on opponents and recruits and assisting in the day to day operation of the football office.

Iowa has won a combined 37 games over the past four seasons, matching the third-best total in school history over any four-year period. Iowa completed the 2018 season with a 9-4 mark and a final ranking of 25th in the Associated Press national rankings.

Iowa won six of its first seven games in 2018 and closed the season with wins in the final three games, including the 27-22 Outback Bowl win over No. 18 Mississippi State. The Hawkeyes won three of four trophy games for the third time in four seasons. The four losses came by a total of 23 points and all were decided in the final minutes of play. Iowa's 5-4 Big Ten record earned a tie for second place in the West Division.

The Hawkeyes posted a perfect 12-0 regular season record in 2015, winning the West Division of the Big Ten Conference. Iowa participated in the 2016 Rose Bowl Game and the 2015 Big Ten Championship and ended the season in the top 10 in the final national rankings.

Along with winning its most recent two bowl games, Iowa also participated in the 2017 Outback Bowl, 2016 Rose Bowl Game, 2015 TaxSlayer Bowl and 2014 Outback Bowl. The Hawkeyes have ranked in the final top 10 of both major polls five times in the past 17 seasons.

Iowa has appeared in 11 January bowl games since 2001 and has recorded January bowl wins over Florida (2004 Outback), LSU (2005 Capital One), South Carolina (2009 Outback), Georgia Tech (2010 Orange), and Mississippi State (2019 Outback).

Iowa has won 141 games over the past 17 seasons, including 84 Big Ten games. Along with the 2015 division title, the Hawkeyes earned a share of the Big Ten title in both 2002 and 2004 and tied for second in 2009. Iowa has finished in the Big Ten's first division in 16 of the past 18 years.

Prior to coming to the University of Iowa, Southmayd was a student coach at Central College in Pella, Iowa, from 1998 to 2001. While at Central, he coached the receivers and worked primarily with the offense. In that time span, Central won three Iowa Conference football championships and participated in four NCAA Division III playoffs. In the summer of 2001, Scott served as an intern with the University of Northern Iowa football program.

Southmayd graduated cum laude from Central College in 2002 with a B.A. in general studies. While at Central, he was the recipient of the Marjorie Giles Leadership Award. Southmayd earned a master's degree in recreation sport management and leisure studies from the University of Iowa in 2004.

A native of Readlyn, Iowa, Southmayd attended Wapsie Valley High School and played on a state championship football team coached by his father, Jerry Southmayd. Scott was awarded the National Football Foundation and College Football Hall of Fame Iowa High School Scholar-Athlete Award in 1998.

Southmayd was born in Waverly, Iowa. Scott and his wife, Elizabeth, have three children, sons Landon and Carter, and a daughter, Hannah.

Southmayd's Coaching Career

Team	Position, Years
Iowa	DPP, 2014-present
Iowa	QC, 2006-13
Iowa	AA, 2002-05
Central College	SA, 1998-2001



Dylan Chmura
Graduate Assistant
First Year at Iowa

Dylan Chmura is in his first year as a graduate assistant coach with the Iowa football program. He assists with the Hawkeye offensive line after joining the staff prior to 2019 spring practice.

Chmura joins the Hawkeye program from Fresno State, where he worked with the offensive line in 2017 and 2018. Fresno State won the 2017 Hawaii Bowl in posting a 10-4 overall record. Fresno State had the biggest won-loss turnaround in college football after having won just one game in 2016.

In 2018, Fresno State ranked in the top five nationally in fewest sacks and fewest tackles for loss allowed. The Fresno State offense averaged 34.9 points and 420 yards total offense per game, with 28 rushing touchdowns. Two Fresno State offensive linemen earned all-conference honors as the Bulldogs won the Mountain West Conference championship.

In 2017, Fresno State had all starting members of the offensive line earn all-conference recognition. The Bulldogs ranked among national leaders in sacks allowed and tackles for loss while averaging 27.1 points and 380 yards total offense per game.


In 2016, Chmura joined the Michigan State staff as a student coach, foregoing two seasons of eligibility in respect to multiple concussions suffered. He assisted with the Spartan offensive line and tight ends, as well as the long snappers on special teams.

Chmura played as a tight end and long snapper at Michigan State (2013-16). He was a two-year letterman and was a part of Big Ten championship teams in 2013 and 2015. The Spartans won the 2014 Rose Bowl and 2015 Cotton Bowl, while also participating in the 2016 College Football Playoffs.

The Waukesha, Wisconsin, native (Waukesha West High School) joined MSU as one of the nation's top tight end recruits -- ranked by MaxPreps.com (No. 24) and Rivals.com (No. 35). His father, Mark Chmura, played tight end at Boston College and spent seven years with the NFL's Green Bay Packers (1993-99).

He earned a bachelor's degree in interdisciplinary studies of social science from Michigan State in 2017 and a master's degree in education from Fresno State in 2019. He is currently pursuing a master's degree in Sports and Recreational Management.

Chmura was born November 25, 1994. He is single.



Miles Taylor
Graduate Assistant
Second Year at Iowa

Miles Taylor, a four-year Iowa football letterman who completed his playing career in 2017, is in his first year as a graduate assistant with the University of Iowa football program. Taylor, who served as a student assistant in 2018, works with the Hawkeye defense.

Iowa has won a combined 37 games over the past four seasons, matching the third-best total in school history over any four-year period. Iowa completed the 2018 season with a 9-4 mark and a final ranking of 25th in the Associated Press national rankings.

Iowa won six of its first seven games in 2018 and closed the season with wins in the final three games, including the 27-22 Outback Bowl win over No. 18 Mississippi State. The Hawkeyes won three of four trophy games for the third time in four seasons. The four losses came by a total of 23 points and all were decided in the final minutes of play. Iowa's 5-4 Big Ten record earned a tie for second place in the West Division.

The Hawkeyes posted a perfect 12-0 regular season record in 2015, winning the West Division of the Big Ten Conference. Iowa participated in the 2016 Rose Bowl Game and the 2015 Big Ten Championship and ended the season in the top 10 in the final national rankings.

Along with winning its most recent two bowl games, Iowa also participated in the 2017 Outback Bowl, 2016 Rose Bowl Game, 2015 TaxSlayer Bowl and 2014 Outback Bowl. The Hawkeyes have ranked in the final top 10 of both major polls five times in the past 17 seasons.

Iowa has appeared in 11 January bowl games since 2001 and has recorded January bowl wins over Florida (2004 Outback), LSU (2005 Capital One), South Carolina (2009 Outback), Georgia Tech (2010 Orange), and Mississippi State (2019 Outback).

Iowa tied for second in the nation in interceptions (20) in 2018 after leading the nation in 2017. Iowa's 41 thefts over the past two seasons also lead the nation. Iowa last season also ranked seventh nationally in total defense (293.6), eighth in turnovers gained (27) 11th in scoring defense (17.8) and 12th in rushing defense (109.5). Iowa's defense was second in the Big Ten in red zone defense and third in total sacks (35).

In 2018 junior defensive back Amani Hooker was named the Tatum-Woodson Big Ten Defensive Back of the Year, marking the fourth Hawkeye to earn that honor since 2012 (Josh Jackson, 2017, Desmond King, 2015, Micah Hyde, 2012). Hooker earned first-team All-Big honors and second-team All-America recognition, and declared for the NFL Draft following his junior season.

The Hawkeye defense led the nation with 21 interceptions in 2017, led by defensive back Josh Jackson, who led the nation individually with eight interceptions to match Iowa's single-season record. Jackson and linebacker Josey Jewell each earned unanimous consensus All-America honors. The Hawkeyes ranked 17th in the nation in scoring defense (19.9), allowing less than 20 points per game for the third consecutive season. Iowa matched a school record with four interception return touchdowns.

Jackson, in his first year as a starter, also led the nation in passes defended, ranked second in interception return yards and return touchdowns, and ranked fourth in pass break-ups. He had two interception returns for touchdowns and tied Iowa's single-game record with three interceptions in a 55-24 win over third-ranked Ohio State.

Taylor started nine games at strong safety in 2017 and had 41 career starts. He did not play in the Pinstripe Bowl due to injury. He was

Iowa's recipient of Big Ten Conference Sportsmanship Award in 2017, and earned the Team Hustle Award for defense in three straight seasons (2015-17). He was one of three players to see action as a true freshman in 2014.

Taylor collected 169 career tackles, including 102 solo stops and 67 assists. He had 3.5 tackles for loss, five pass break-ups, one interception and one recovered fumble. He had a career-best of eight tackles in four games, and a high of seven solo tackles vs. Stanford in the 2016 Rose Bowl.

Taylor is a native of Silver Springs, Maryland, where he attended Gonzaga High School. He earned first-team all-conference and all-metro honors as a senior. He was a three-year starter as a prep and the first player at Gonzaga high school to be a two-time defensive MVP, leading the team in tackles in both seasons.

Taylor earned his bachelor's degree in Political Science. He is pursuing a master's degree in Sport and Recreation Management.

Taylor was born Dec. 14, 1995.



Keeston Terry
Graduate Assistant
First Year at Iowa

Keeston Terry is in his first year as a graduate assistant coach with the Iowa football program. He assists with the Hawkeye wide receivers.

Terry joins the Hawkeye program from Pittsburg State, where he coached cornerbacks for two seasons. He was a graduate assistant coach in 2017 before becoming a fulltime assistant in 2018.

Terry coached three defensive backs who earned All-MIAA honors at cornerback in 2017 and 2018.

Terry enjoyed a decorated three-year playing career for Pittsburg State from 2012-14. He earned All-MIAA honors as a safety all three seasons for the Gorillas. He also earned All-Super Region Three and NCAA Division II All-America accolades as a senior, helping Pittsburgh State to the MIAA Championship.

Terry began his college playing career at Kansas (2010-11), starting 10 games for the Jayhawks as a redshirt freshman in 2011.

Terry is a native of Blue Springs, Missouri. He earned his bachelor's degree in physical education from Pittsburg State in December, 2015. He is pursuing his master's degree in educational leadership.

Terry was born Nov. 18, 1991. He is single.



Shane Viilo
Graduate Assistant
Fifth Year at Iowa

Shane Viilo is in his fifth year with the University of Iowa football program. Viilo is in his second season as a graduate assistant coach after serving as a student assistant from 2015-2017. He worked with the Iowa linebackers (2015-17) and continues to work with the Hawkeye defense.

Iowa has won a combined 37 games over the past four seasons, matching the third-best total in school history over any four-year period. Iowa completed the 2018 season with a

9-4 mark and a final ranking of 25th in the Associated Press national rankings.

Iowa won six of its first seven games in 2018 and closed the season with wins in the final three games, including the 27-22 Outback Bowl win over No. 18 Mississippi State. The Hawkeyes won three of four trophy games for the third time in four seasons. The four losses came by a total of 23 points and all were decided in the final minutes of play. Iowa's 5-4 Big Ten record earned a tie for second place in the West Division.

The Hawkeyes posted a perfect 12-0 regular season record in 2015, winning the West Division of the Big Ten Conference. Iowa participated in the 2016 Rose Bowl Game and the 2015 Big Ten Championship and ended the season in the top 10 in the final national rankings.

Along with winning its most recent two bowl games, Iowa also participated in the 2017 Outback Bowl, 2016 Rose Bowl Game, 2015 TaxSlayer Bowl and 2014 Outback Bowl. The Hawkeyes have ranked in the final top 10 of both major polls five times in the past 17 seasons.

Iowa tied for second in the nation in interceptions (20) in 2018 after leading the nation in 2017. Iowa's 41 thefts over the past two seasons also lead the nation. Iowa last season also ranked seventh nationally in total defense (293.6), eighth in turnovers gained (27) 11th in scoring defense (17.8) and 12th in rushing defense (109.5). Iowa's defense was second in the Big Ten in red zone defense and third in total sacks (35).

In 2018 junior defensive back Amani Hooker was named the Tatum-Woodson Big Ten Defensive Back of the Year, marking the fourth Hawkeye to earn that honor since 2012 (Josh Jackson, 2017, Desmond King, 2015, Micah Hyde, 2012). Hooker earned first-team All-Big honors and second-team All-America recognition, and declared for the NFL Draft following his junior season. Defensive end A.J. Epenesa earned first-team All-Big Ten honors and defensive end Anthony Nelson was named to the second team.

The Hawkeye defense led the nation with 21 interceptions in 2017, led by defensive back Josh Jackson, who led the nation individually with eight interceptions to match Iowa's single-season record. Jackson and linebacker Josey Jewell each earned unanimous consensus All-America honors. The Hawkeyes ranked 17th in the nation in scoring defense (19.9), allowing less than 20 points per game for the third consecutive season. Iowa matched a school record with four interception return touchdowns.

Jackson, in his first year as a starter, also led the nation in passes defended, ranked second in interception return yards and return touchdowns, and ranked fourth in pass break-ups. He had two interception returns for touchdowns and tied Iowa's single-game record with three interceptions in a 55-24 win over third-ranked Ohio State.

Jewell led the Big Ten in tackles for the second time in three seasons (he was second as a junior) and ranked fourth in the nation in tackles per game (11.3). He earned unanimous consensus All-America honors and was named the Big Ten Conference linebacker and defensive Player of the Year. Jewell earned the Lott IMPACT Trophy and the Jack Lambert Trophy, and was a finalist for the Nagurski Trophy.

Viilo earned his bachelor's degree in sport and recreation management from the University of Iowa in 2016, with a coaching and sport instruction concentration. He also attended Central Michigan University (2012-15). He is currently pursuing his master's degree in sports and recreation management.

Viilo was born February 6, 1994. He is a native of Drummond Island, Michigan, and attended DeTour High School in DeTour Village, Michigan. He is single.



Austin Showalter
Director of Football Analytics
Ninth Year at Iowa

Austin Showalter serves as Director of Football Analytics with the University of Iowa football program. Austin previously served as an office assistant with the Hawkeye football program in 2011, was a graduate assistant coach from 2012-14, and has worked with football analytics since 2015.

Iowa has won a combined 37 games over the past four seasons, matching the third-best total in school history over any four-year period. Iowa completed the 2018 season with a 9-4 mark and a final ranking of 25th in the Associated Press national rankings.

Iowa won six of its first seven games in 2018 and closed the season with wins in the final three games, including the 27-22 Outback Bowl win over No. 18 Mississippi State. The Hawkeyes won three of four trophy games for the third time in four seasons. The four losses came by a total of 23 points and all were decided in the final minutes of play. Iowa's 5-4 Big Ten record earned a tie for second place in the West Division.

The Hawkeyes posted a perfect 12-0 regular season record in 2015, winning the West Division of the Big Ten Conference. Iowa participated in the 2016 Rose Bowl Game and the 2015 Big Ten Championship and ended the season in the top 10 in the final national rankings.

Along with winning its most recent two bowl games, Iowa also participated in the 2017 Outback Bowl, 2016 Rose Bowl Game, 2015 TaxSlayer Bowl and 2014 Outback Bowl. The Hawkeyes have ranked in the final top 10 of both major polls five times in the past 17 seasons.

Iowa has appeared in 11 January bowl games since 2001 and has recorded January bowl wins over Florida (2004 Outback), LSU (2005 Capital One), South Carolina (2009 Outback), Georgia Tech (2010 Orange), and Mississippi State (2019 Outback).

Iowa has won 141 games over the past 17 seasons, including 84 Big Ten games. Along with the 2015 division title, the Hawkeyes earned a share of the Big Ten title in both 2002 and 2004 and tied for second in 2009. Iowa has finished in the Big Ten's first division in 16 of the past 18 years. As a graduate assistant Showalter worked with the Hawkeye offensive line, as Iowa participated in January bowl events following both the 2013 and 2014 seasons.

As an office assistant in 2011, Austin worked with offensive coordinator Ken O'Keefe and graduate assistant David Raih in the day-to-day preparation for practice, as well as other office duties.

Prior to working with the Iowa football program, Showalter served as an assistant football coach at Xavier High School in Cedar Rapids from 2006-10. During that time Xavier won the Class 4A state championship in 2007.

Showalter is a native of Cedar Rapids and graduated from Xavier High School. He earned his bachelor's degree in Health and Sport Studies from the University of Iowa in 2008. Showalter has earned master's degrees from Iowa both in Health and Sport Studies (2011), and Sports Management (2014).

Austin was born Aug. 21, 1985. His wife's name is Tia, a graduate of Buena Vista University.



Martin Hopkins
Football Analyst
Seventh Year at Iowa

Martin Hopkins is in his seventh year as a member of the Iowa coaching staff, holding the position of football analyst. He served as a graduate assistant coach from 2016-18. Hopkins assisted with the Hawkeye defensive backs in 2018 after working with the linebacker positions in 2016-17.

Hopkins previously served as a student assistant (2013-14) and football analyst (2015) within the program. In 2013, he worked with the tight ends, in 2014 he worked with the offensive line, and in 2015 he worked with defense and special teams.

Iowa has won a combined 37 games over the past four seasons, matching the third-best total in school history over any four-year period. Iowa completed the 2018 season with a 9-4 mark and a final ranking of 25th in the Associated Press national rankings.

Iowa won six of its first seven games in 2018 and closed the season with wins in the final three games, including the 27-22 Outback Bowl win over No. 18 Mississippi State. The Hawkeyes won three of four trophy games for the third time in four seasons. The four losses came by a total of 23 points and all were decided in the final minutes of play. Iowa's 5-4 Big Ten record earned a tie for second place in the West Division.

The Hawkeyes posted a perfect 12-0 regular season record in 2015, winning the West Division of the Big Ten Conference. Iowa participated in the 2016 Rose Bowl Game and the 2015 Big Ten Championship and ended the season in the top 10 in the final national rankings.

Along with winning its most recent two bowl games, Iowa also participated in the 2017 Outback Bowl, 2016 Rose Bowl Game, 2015 TaxSlayer Bowl and 2014 Outback Bowl. The Hawkeyes have ranked in the final top 10 of both major polls five times in the past 17 seasons. Iowa has appeared in 11 January bowl games since 2001 and has recorded January bowl wins over Florida (2004 Outback), LSU (2005 Capital One), South Carolina (2009 Outback), Georgia Tech (2010 Orange), and Mississippi State (2019 Outback).

Iowa tied for second in the nation in interceptions (20) in 2018 after leading the nation in 2017. Iowa's 41 thefts over the past two seasons also lead the nation. Iowa last season also ranked seventh nationally in total defense (293.6), eighth in turnovers gained (27) 11th in scoring defense (17.8) and 12th in rushing defense (109.5). Iowa's defense was second in the Big Ten in red zone defense and third in total sacks (35).

In 2018 junior defensive back Amani Hooker was named the Tatum-Woodson Big Ten Defensive Back of the Year, marking the fourth Hawkeye to earn that honor since 2012 (Josh Jackson, 2017, Desmond King, 2015, Micah Hyde, 2012). Hooker earned first-team All-Big honors and second-team All-America recognition, and declared for the NFL Draft following his junior season. Defensive end A.J. Epenesa earned first-team All-Big Ten honors and defensive end Anthony Nelson was named to the second team.

The Hawkeye defense led the nation with 21 interceptions in 2017, led by defensive back Josh Jackson, who led the nation individually with eight interceptions to match Iowa's single-season record. Jackson and linebacker Josey Jewell each earned unanimous consensus All-America honors. The Hawkeyes ranked 17th in the nation in scoring defense (19.9), allowing less than 20 points per game for the third consecutive season. Iowa matched a school record with four interception return touchdowns.

Jackson, in his first year as a starter, also led the nation in passes defended, ranked second in interception return yards and return touchdowns, and ranked fourth in pass break-ups. He had two interception returns for touchdowns and tied Iowa's single-game record with three interceptions in a 55-24 win over third-ranked Ohio State.

Jewell led the Big Ten in tackles for the second time in three seasons (he was second as a junior) and ranked fourth in the nation in tackles per game (11.3). He earned unanimous consensus All-America honors and was named the Big Ten Conference linebacker and defensive Player of the Year. Jewell earned the Lott IMPACT Trophy and the Jack Lambert Trophy, and was a finalist for the Nagurski Trophy.

Hopkins earned his bachelor's degree in entrepreneurial management from the University of Iowa Tippie College of Business in 2013, with a minor in health and sports studies. He earned his master's degree in sports and recreation management from Iowa in December, 2018.

Hopkins was born March 21, 1991, and is a native of Chicago.



Tyler Parker
Football Analyst
Sixth Year at Iowa

Tyler Parker is in his fourth year as a football analyst with the University of Iowa football program. Tyler previously served as a defensive student assistant in 2015 and as a recruiting student assistant in 2014.

Iowa has won a combined 37 games over the past four seasons, matching the third-best total in school history over any four-year period. Iowa completed the 2018 season with a 9-4 mark and a final ranking of 25th in the Associated Press national rankings.

Iowa won six of its first seven games in 2018 and closed the season with wins in the final three games, including the 27-22 Outback Bowl win over No. 18 Mississippi State. The Hawkeyes won three of four trophy games for the third time in four seasons. The four losses came by a total of 23 points and all were decided in the final minutes of play. Iowa's 5-4 Big Ten record earned a tie for second place in the West Division.

The Hawkeyes posted a perfect 12-0 regular season record in 2015, winning the West Division of the Big Ten Conference. Iowa participated in the 2016 Rose Bowl Game and the 2015 Big Ten Championship and ended the season in the top 10 in the final national rankings.

Along with winning its most recent two bowl games, Iowa also participated in the 2017 Outback Bowl, 2016 Rose Bowl Game, 2015 TaxSlayer Bowl and 2014 Outback Bowl. The Hawkeyes have ranked in the final top 10 of both major polls five times in the past 17 seasons.

Iowa has appeared in 11 January bowl games since 2001 and has recorded January bowl wins over Florida (2004 Outback), LSU (2005 Capital One), South Carolina (2009 Outback), Georgia Tech (2010 Orange), and Mississippi State (2019 Outback).

Iowa has won 141 games over the past 17 seasons, including 84 Big Ten games. Along with the 2015 division title, the Hawkeyes earned a share of the Big Ten title in both 2002 and 2004 and tied for second in 2009. Iowa has finished in the Big Ten's first division in 16 of the past 18 years.

Parker is a graduate of West High School in Iowa City. He earned his Bachelor of Science degree from the University of Iowa in 2016.

Parker was born Dec. 7, 1993. He is single.

SUPPORT STAFF



Will Anthony
Defensive
Student Assistant




Matt Aponte
Offensive
Student Assistant



Tony Berger
Assistant
Athletic Trainer



Parker Dilley
Assistant Director,
Football Video Operations



Justin Flood
Special Teams
Assistant



Rita Foley
Secretary to the
Head Coach



Kevin Foor
Athletic Equipment
Manager



Zach Grant
Assistant Director,
HawkVision Productions



Russ Haynes
Athletic Trainer



Kohle Helle
Nutrition & Performance
Analytics




Kelly Koch
Equipment Room



Andy Kromphardt
Assistant Director,
HawkVision Productions



Brandon Labath
Offensive
Student Assistant



Austin Maus
Offensive
Student Assistant



Mike Moriarity
Director,
HawkVision Productions



Greg Morris
Athletic Equipment
Manager




Matt Nelson
Associate Director,
HawkVision Productions



Terry Noonan
Assistant Athletic
Director for Sports
Medicine & Performance



Jerry Palmer
Assistant Director,
HawkVision Productions



Dr. Andrew Peterson
Primary Care
Team Physician



Kammy Powell
Associate Director,
Athletic Training Services
Head Football Athletic Trainer



Bob Rahfeldt
Director, Football
Video Operations



Cole Reese
Assistant
Athletic Trainer



Chris Ruth
Director, HawkVision
Digital & Big Screen Content



Krisanne Rytter
Recruiting Operations &
Special Events Coordinator



Chris Slauson
Secretary,
Athletic Training Services



Sara Smith
Assistant
Athletic Trainer



Trisha Stortz
Associate Director,
Video Graphic Design



Amy Thomas
Recruiting Secretary



Dr. Brian Wolf
Director, UI Sports Medicine Center
Head Team Physician
Orthopedic Surgeon

No.	Name	Pos.	Ht.	Wt.	Yr.	Hometown	High School/Previous
96	Lucas Amaya	K	6-3	200	Fr.	Muskego, Wis.	Muskego
47	Nick Anderson	LB	6-2	230	Sr.	Waukeg, Iowa	Waukeg/Iowa Western
61	** Cole Banwart	OL	6-4	300	Jr.	Ottosen, Iowa	Algona
4	Dane Belton	DB	6-1	190	Fr.	Tampa, Fla.	Jesuit
44	Seth Benson ^	LB	6-0	227	#Fr.	Sioux Falls, S.D.	Washington
42	** Shaun Beyer	TE	6-5	244	Jr.	Shellsburg, Iowa	Cedar Rapids Kennedy
20	* Julius Brents ^	DB	6-3	203	So.	Indianapolis, Ind.	Warren Central
63	Justin Britt	OL	6-5	290	Fr.	Indianapolis, Ind.	Warren Central
23	Shadrick Byrd	RB	5-10	212	Fr.	Alabaster, Ala.	Thompson
31	Jack Campbell	LB	6-4	218	Fr.	Cedar Falls, Iowa	Cedar Falls
29	Sebastian Castro	DB	5-11	195	Fr.	Oak Lawn, Ill.	Richards
32	* Djimon Colbert	LB	6-1	235	So.	Shawnee Mission, Kan.	Bishop Miege
9	Jack Combs	WR	6-1	188	So.	Grand Rapids, Mich.	East/Central Mich.
18	* Drew Cook	TE	6-5	252	Sr.	Iowa City, Iowa	Regina
19	* Max Cooper ^	WR	6-0	188	Jr.	Waukesha, Wis.	Catholic Memorial
15	Dallas Craddieth	DB	5-11	205	#Fr.	St. Louis, Mo.	Hazelwood Central
53	Spencer Daufeldt	DL	6-1	285	Fr.	West Liberty, Iowa	West Liberty
56	Nick DeJong	OL	6-6	275	Fr.	Pella, Iowa	Pella
41	Colton Dinsdale	LB	5-11	225	Sr.	Reinbeck, Iowa	Gladbrook-Reinbeck/Iowa Western
1	Nolan Donald	WR	5-9	182	Fr.	Morton, Ill.	Morton
43	Dillon Doyle	LB	6-3	235	#Fr.	Iowa City, Iowa	West
3	* Keith Duncan	PK	5-10	180	Jr.	Weddington, N.C.	Weddington
1	* Wes Dvorak	DB	6-0	200	Sr.	Parkston, SD	Parkston/Morningside
55	Luke Empen	OL	6-4	270	#Fr.	Clinton, Iowa	Northeast Goose Lake
69	Tyler Endres	OL	6-6	307	Fr.	Norwalk, Iowa	Norwalk
94	** A.J. Epenesa ^	DE	6-6	280	Jr.	Glen Carbon, Ill.	Edwardsville
13	Joe Evans	DE	6-2	240	#Fr.	Ames, Iowa	Ames
22	Samson Evans	RB	6-0	210	#Fr.	Crystal Lake, Ill.	Prairie Ridge
54	Matt Fagan	OL	6-5	285	#Fr.	Council Bluffs, Iowa	St. Albert
47	Noah Feldman	TE	6-5	235	So.	West Liberty, Iowa	West Liberty
60	Noah Fenske	OL	6-4	300	Fr.	New Hampton, Iowa	New Hampton
37	Kyler Fisher	DB	5-11	201	Fr.	Farnhamville, Iowa	SE Valley
58	Taylor Fox	DL	6-3	280	Fr.	Winthrop, Iowa	East Buchanan
26	Javon Foy	WR	5-11	158	Fr.	Coal Valley, Ill.	Moline
88	Jackson Frericks	TE	6-6	200	Fr.	Cedar Falls, Iowa	Cedar Falls
30	Henry Geil	RB	6-0	215	#Fr.	Green Bay, Wis.	Preble
2	Ryan Gersonde	P	6-4	198	So.	Milwaukee, Wis.	Marquette
57	* Chauncey Golston	DL	6-5	270	Jr.	Detroit, Mich.	East English Village Prep
15	Tyler Goodson	RB	5-10	190	Fr.	Suwanee, Ga.	North Gwinnett
8	** Matt Hankins ^	DB	6-0	185	Jr.	Lewisville, Tex.	Marcus
27	Jermari Harris	DB	6-1	177	Fr.	Chicago, Ill.	Montini Catholic
21	Thomas Hartlieb	DB	5-11	186	Fr.	Madison, Wis.	Edgewood
81	Desmond Hutson	WR	6-3	200	Fr.	Raytown, Mo.	Raytown
73	Cody Ince	OL	6-4	287	#Fr.	Balsam Lake, Wis.	Unity
77	** Alaric Jackson	OL	6-6	320	Jr.	Detroit, Mich.	Renaissance
5	Jestin Jacobs	LB	6-4	220	Fr.	Englewood, Ohio	Northmont
66	Dalles Jacobus	DL	6-0	285	Jr.	Palo, Iowa	Cedar Rapids Kennedy
75	Jeff Jenkins	OL	6-3	266	#Fr.	Crystal Lake, Ill.	Prairie Ridge
55	Yahweh Jeudy	LB	6-0	201	Fr.	Pompano Beach, Fla.	Cardinal Gibbons
12	D.J. Johnson	DB	5-10	183	#Fr.	Indianapolis, Ind.	North Central
52	*** Amani Jones ^	LB	5-11	244	Sr.	Chicago, Ill.	Phillips
16	Charlie Jones	WR	5-11	184	So.	Deerfield, Ill.	Deerfield/Buffalo
71	* Mark Kallenberger	OL	6-5	291	So.	Bettendorf, Iowa	Bettendorf
11	Connor Kapisak	QB	6-5	211	#Fr.	South Windsor, Conn.	South Windsor
93	Jake Karchinski	DL	6-4	253	Fr.	De Pere, Wis.	West
21	** Ivory Kelly-Martin ^	RB	5-10	203	Jr.	Plainfield, Ill.	Oswego East
72	Coy Kirkpatrick	OL	6-4	291	So.	Madrid, Iowa	Madrid
46	Logan Klemp	LB	6-2	228	#Fr.	Jewell, Iowa	South Hamilton
28	* Jack Koerner	DB	6-0	204	So.	Des Moines, Iowa	Dowling
83	Alec Kritta	WR	5-11	185	Fr.	St. Charles, Ill.	St. Charles North
86	Tommy Kujawa	TE	6-3	235	So.	Greendale, Wis.	Greendale
84	Sam LaPorta	TE	6-4	242	Fr.	Highland, Ill.	Highland
95	*** Cedrick Lattimore ^	DL	6-3	295	Sr.	Redford, Mich.	East English Village Prep
85	Logan Lee	DE/TE	6-5	251	Fr.	Orion, Ill.	Orion
65	Tyler Linderbaum	OL	6-3	286	#Fr.	Solon, Iowa	Solon
82	Calvin Lockett	WR	6-2	182	#Fr.	Largo, Fla.	Largo
20	Keontae Luckett	RB	5-10	180	Fr.	New London, Iowa	New London
45	* Joe Ludwig	FB	6-0	241	So.	Middleton, Wis.	Middleton

2019 ALPHABETICAL ROSTER

No.	Name	Pos.	Ht.	Wt.	Yr.	Hometown	High School/Previous
2	Peyton Mansell	QB	6-2	208	So.	Belton, Tex.	Belton
13	* Henry Marchese	WR	6-3	196	So.	Vernon Hills, Ill.	Stevenson
5	Oliver Martin	WR	6-1	200	So.	Coralville, Iowa	Iowa City West/Michigan
90	Taajhir McCall	DL	6-3	231	Fr.	Pensacola, Fla.	Pine Forest
25	Jayden McDonald	LB	6-0	235	#Fr.	Suwanee, Ga.	North Gwinnett
14	Daraun McKinney	DB	5-10	185	Fr.	River Rouge, Mich.	River Rouge
26	* Kaevon Merriweather ^	DB	6-0	210	So.	Belleville, Mich.	Belleville
80	Josiah Miamen	TE	6-4	235	Fr.	Peoria, Ill.	Dunlap
18	* John Milani	DB	6-0	204	Sr.	Iowa City, Iowa	West
76	Ezra Miller	OL	6-6	305	Fr.	Holstein, Iowa	Ridge View
33	* Riley Moss ^	DB	6-1	191	So.	Ankeny, Iowa	Centennial
59	Nathan Nelson	DE	6-3	252	#Fr.	Waukee, Iowa	Waukee
49	** Nick Niemann	LB	6-4	235	Jr.	Sycamore, Ill.	Sycamore
54	Daviyon Nixon	DT	6-3	309	So.	Kenosha, Wis.	Indian Trail/Iowa Western
11	*** Michael Ojemudia	DB	6-1	200	Sr.	Farmington Hills, Mich.	Harrison
8	Alex Padilla	QB	6-1	193	Fr.	Greenwood Village, Co.	Cherry Creek
40	Turner Pallissard	FB	6-0	242	#Fr.	Frankfort, Ill.	Lincoln-Way East
68	* Landan Paulsen	OL	6-5	305	Sr.	Moville, Iowa	Woodbury Central
66	*** Levi Paulsen	OL	6-5	305	Sr.	Moville, Iowa	Woodbury Central
7	Spencer Petras	QB	6-5	230	#Fr.	San Rafael, Calif.	Marin Catholic
41	Johnny Plewa	FB	6-0	230	Fr.	Franklin, Wis.	Franklin
79	Jack Plumb	OL	6-7	272	#Fr.	Green Bay, Wis.	Bay Port
38	Monte Pottebaum	LB	6-1	236	#Fr.	Larchwood, Iowa	West Lyon
89	Nico Ragaini	WR	6-0	192	#Fr.	East Haven, Conn.	Notre Dame/Avon Old Farms Prep
7	** Colten Rastetter	P	6-1	213	Sr.	Guttenberg, Iowa	Clayton Ridge
98	Chris Reames	DL	6-7	230	Fr.	Van Meter, Iowa	Van Meter
91	** Brady Reiff	DL	6-3	277	Sr.	Parkston, S.D.	Parkston
36	Mitch Riggs	LB	6-1	236	#Fr.	West Des Moines, Iowa	Dowling
29	Jackson Ritter	WR	6-3	195	Fr.	Frankfort, Ill.	Lincoln-Way East
16	Terry Roberts	DB	5-10	176	#Fr.	Erie, Pa.	Cathedral Prep
36	*** Brady Ross	FB	6-0	246	Sr.	Humboldt, Iowa	Humboldt
10	* Mekhi Sargent	RB	5-9	212	Jr.	Key West, Fla.	Key West/Iowa Western
17	Ryan Schmidt	QB	6-5	237	Sr.	Marion, Iowa	Linn-Mar
64	Kyler Schott	OL	6-2	290	So.	Coggon, Iowa	North Linn
74	Austin Schulte	DL	6-4	287	Jr.	Pella, Iowa	Pella
48	Bryce Schulte	TE	6-3	244	So.	Cedar Rapids, Iowa	Xavier
30	Quinn Schulte	DB	6-1	185	Fr.	Cedar Rapids, Iowa	Xavier
99	Noah Shannon	DL	6-0	294	#Fr.	Aurora, Ill.	Oswego
10	Caleb Shudak	PK	5-8	180	Jr.	Council Bluffs, Iowa	Lewis Central
22	Michael Sleep-Dalton	P	6-1	212	Sr.	Geelong, Australia	St. Joseph's College
12	* Brandon Smith ^	WR	6-2	218	Jr.	Lake Cormorant, Miss.	Lake Cormorant
6	** Ihmir Smith-Marsette ^	WR	6-1	183	Jr.	Newark, N.J.	Weequahic
70	Kyle Sorensen	OL	6-5	270	#Fr.	Waukee, Iowa	Waukee
84	Austin Spiewak	LS	6-1	232	Jr.	Palatine, Ill.	Fremd
4	** Nate Stanley ^	QB	6-4	243	Sr.	Menomonie, Wis.	Menomonie
50	Louie Stec	DT	6-0	246	Fr.	LaGrange Park, Ill.	Nazareth
9	** Geno Stone ^	DB	5-10	210	Jr.	New Castle, Pa.	Senior
81	Ben Subbert	DL	6-4	248	#Fr.	Williamsburg, Iowa	Williamsburg
50	* Jackson Subbert	LS	6-3	243	Sr.	Williamsburg, Iowa	Williamsburg
57	Clayton Thurm	OL	6-4	261	Fr.	Williamsburg, Iowa	Williamsburg
19	Mike Timm	LB	6-0	229	#Fr.	Delafield, Wis.	Kettle Moraine
3	Tyrone Tracy, Jr.	WR	5-11	200	#Fr.	Camby, Ind.	Decatur Central
97	Zach VanValkenburg	DL	6-4	270	Jr.	Zeeland, Mich.	Zeeland West
85	* Nate Vejvoda	LS	6-5	250	Sr.	Homer Glen, Ill.	Providence Catholic
35	* Barrington Wade	LB	6-1	236	Jr.	Skokie, Ill.	Niles North
92	John Waggoner	DL	6-5	270	#Fr.	Des Moines, Iowa	Dowling
34	*** Kristian Welch ^	LB	6-3	239	Sr.	Iola, Wis.	Iola-Scandinavia
39	*** Nate Wieting	TE	6-4	250	Sr.	Rockford, Ill.	Lutheran
74	** Tristan Wirfs ^	OL	6-5	322	Jr.	Mount Vernon, Iowa	Mount Vernon
17	*** Devonte Young ^	DB	6-0	203	Sr.	Waldorf, Md.	North Point
28	** Toren Young	RB	5-11	223	Jr.	Madison, Wis.	Monona Grove

* - indicates letters won; ^ - redshirt year still available; # - redshirt freshman

Players: 129

Seniors: _____	21	Redshirt Freshmen: _____	30
Juniors: _____	22	Freshmen: _____	37
Sophomores: _____	19		

Returning Lettermen: 42

3-yr. Lettermen: _____	8	Offense: _____	18
2-yr. Lettermen: _____	14	Defense: _____	20
1-yr. Lettermen: _____	20	Specialty: _____	4



No.		Name	Pos.	Ht.	Wt.	Yr.	Hometown	High School/Previous
1	*	Wes Dvorak	DB	6-0	200	Sr.	Parkston, SD	Parkston/Morningside
1		Nolan Donald	WR	5-9	182	Fr.	Morton, Ill.	Morton
2		Peyton Mansell	QB	6-2	208	So.	Belton, Tex.	Belton
2		Ryan Gersonde	P	6-4	198	So.	Milwaukee, Wis.	Marquette
3		Tyrone Tracy, Jr.	WR	5-11	200	#Fr.	Camby, Ind.	Decatur Central
3	*	Keith Duncan	PK	5-10	180	Jr.	Weddington, N.C.	Weddington
4	**	Nate Stanley ^	QB	6-4	243	Sr.	Menomonie, Wis.	Menomonie
4		Dane Belton	DB	6-1	190	Fr.	Tampa, Fla.	Jesuit
5		Jestin Jacobs	LB	6-4	220	Fr.	Englewood, Ohio	Northmont
5		Oliver Martin	WR	6-1	200	So.	Coralville, Iowa	Iowa City West/Michigan
6	**	Ihmir Smith-Marsette ^	WR	6-1	183	Jr.	Newark, N.J.	Weequahic
7	**	Colten Rastetter	P	6-1	213	Sr.	Guttenberg, Iowa	Clayton Ridge
7		Spencer Petras	QB	6-5	230	#Fr.	San Rafael, Calif.	Marin Catholic
8	**	Matt Hankins ^	DB	6-0	185	Jr.	Lewisville, Tex.	Marcus
8		Alex Padilla	QB	6-1	193	Fr.	Greenwood Village, Co.	Cherry Creek
9	**	Geno Stone ^	DB	5-10	210	Jr.	New Castle, Pa.	Senior
9		Jack Combs	WR	6-1	188	So.	Grand Rapids, Mich.	East/Central Mich.
10	*	Mekhi Sargent	RB	5-9	212	Jr.	Key West, Fla.	Key West/Iowa Western
10		Caleb Shudak	PK	5-8	180	Jr.	Council Bluffs, Iowa	Lewis Central
11	***	Michael Ojemudia	DB	6-1	200	Sr.	Farmington Hills, Mich.	Harrison
11		Connor Kapisak	QB	6-5	211	#Fr.	South Windsor, Conn.	South Windsor
12	*	Brandon Smith ^	WR	6-2	218	Jr.	Lake Cormorant, Miss.	Lake Cormorant
12		D.J. Johnson	DB	5-10	183	#Fr.	Indianapolis, Ind.	North Central
12	*	Henry Marchese	WR	6-3	196	So.	Vernon Hills, Ill.	Stevenson
13		Joe Evans	DE	6-2	240	#Fr.	Ames, Iowa	Ames
14		Daraun McKinney	DB	5-10	185	Fr.	River Rouge, Mich.	River Rouge
15		Dallas Craddieth	DB	5-11	205	#Fr.	St. Louis, Mo.	Hazelwood Central
15		Tyler Goodson	RB	5-10	190	Fr.	Suwanee, Ga.	North Gwinnett
16		Terry Roberts	DB	5-10	176	#Fr.	Erie, Pa.	Cathedral Prep
16		Charlie Jones	WR	5-11	184	So.	Deerfield, Ill.	Deerfield/Buffalo
17	***	Devonte Young ^	DB	6-0	203	Sr.	Waldorf, Md.	North Point
17		Ryan Schmidt	QB	6-5	237	Sr.	Marion, Iowa	Linn-Mar
18	*	Drew Cook	TE	6-5	252	Sr.	Iowa City, Iowa	Regina
18	*	John Milani	DB	6-0	204	Sr.	Iowa City, Iowa	West
19	*	Max Cooper ^	WR	6-0	188	Jr.	Waukesha, Wis.	Catholic Memorial
19		Mike Timm	LB	6-0	229	#Fr.	Delafield, Wis.	Kettle Moraine
20	*	Julius Brents ^	DB	6-3	203	So.	Indianapolis, Ind.	Warren Central
20		Keontae Luckett	RB	5-10	180	Fr.	New London, Iowa	New London
21	**	Ivory Kelly-Martin ^	RB	5-10	203	Jr.	Plainfield, Ill.	Oswego East
21		Thomas Hartlieb	DB	5-11	186	Fr.	Madison, Wis.	Edgewood
22		Samson Evans	RB	6-0	210	#Fr.	Crystal Lake, Ill.	Prairie Ridge
22		Michael Sleep-Dalton	P	6-1	212	Sr.	Geelong, Australia	St. Joseph's College
23		Shadrack Byrd	RB	5-10	212	Fr.	Alabaster, Ala.	Thompson
25		Jayden McDonald	LB	6-0	235	#Fr.	Suwanee, Ga.	North Gwinnett
26	*	Kaevon Merriweather ^	DB	6-0	210	So.	Belleville, Mich.	Belleville
26		Javon Foy	WR	5-11	158	Fr.	Coal Valley, Ill.	Moline
27		Jermari Harris	DB	6-1	177	Fr.	Chicago, Ill.	Montini Catholic
28	**	Toren Young	RB	5-11	223	Jr.	Madison, Wis.	Monona Grove
28	*	Jack Koerner	DB	6-0	204	So.	Des Moines, Iowa	Dowling
29		Sebastian Castro	DB	5-11	195	Fr.	Oak Lawn, Ill.	Richards
29		Jackson Ritter	WR	6-3	195	Fr.	Frankfort, Ill.	Lincoln-Way East
30		Henry Geil	RB	6-0	215	#Fr.	Green Bay, Wis.	Preble
30		Quinn Schulte	DB	6-1	185	Fr.	Cedar Rapids, Iowa	Xavier
31		Jack Campbell	LB	6-4	218	Fr.	Cedar Falls, Iowa	Cedar Falls
32	*	Djimon Colbert	LB	6-1	235	So.	Shawnee Mission, Kan.	Bishop Miege
33	*	Riley Moss ^	DB	6-1	191	So.	Ankeny, Iowa	Centennial
34	***	Kristian Welch ^	LB	6-3	239	Sr.	Iola, Wis.	Iola-Scandinavia
35	*	Barrington Wade	LB	6-1	236	Jr.	Skokie, Ill.	Niles North
36	***	Brady Ross	FB	6-0	246	Sr.	Humboldt, Iowa	Humboldt
36		Mitch Riggs	LB	6-1	236	#Fr.	West Des Moines, Iowa	Dowling
37		Kyler Fisher	DB	5-11	201	Fr.	Farnhamville, Iowa	SE Valley
38		Monte Pottebaum	LB	6-1	236	#Fr.	Larchwood, Iowa	West Lyon
39	***	Nate Wieting	TE	6-4	250	Sr.	Rockford, Ill.	Lutheran
40		Turner Pallissard	FB	6-0	242	#Fr.	Frankfort, Ill.	Lincoln-Way East
41		Colton Dinsdale	LB	5-11	225	Sr.	Reinbeck, Iowa	Gladbrook-Reinbeck/Iowa Western
41		Johnny Plewa	FB	6-0	230	Fr.	Franklin, Wis.	Franklin
42	**	Shaun Beyer	TE	6-5	244	Jr.	Shellsburg, Iowa	Cedar Rapids Kennedy
43		Dillon Doyle	LB	6-3	235	#Fr.	Iowa City, Iowa	West

2019 NUMERICAL ROSTER

No.	Name	Pos.	Ht.	Wt.	Yr.	Hometown	High School/Previous
44	Seth Benson ^	LB	6-0	227	#Fr.	Sioux Falls, S.D.	Washington
45	* Joe Ludwig	FB	6-0	241	So.	Middleton, Wis.	Middleton
46	Logan Klemp	LB	6-2	228	#Fr.	Jewell, Iowa	South Hamilton
47	Noah Feldman	TE	6-5	235	So.	West Liberty, Iowa	West Liberty
47	Nick Anderson	LB	6-2	230	Sr.	Waukee, Iowa	Waukee/Iowa Western
48	Bryce Schulte	TE	6-3	244	So.	Cedar Rapids, Iowa	Xavier
49	** Nick Niemann	LB	6-4	235	Jr.	Sycamore, Ill.	Sycamore
50	* Jackson Subbert	LS	6-3	243	Sr.	Williamsburg, Iowa	Williamsburg
50	Louie Stec	DT	6-0	246	Fr.	LaGrange Park, Ill.	Nazareth
52	*** Amani Jones ^	LB	5-11	244	Sr.	Chicago, Ill.	Phillips
53	Spencer Daufeldt	DL	6-1	285	Fr.	West Liberty, Iowa	West Liberty
54	Daviyon Nixon	DT	6-3	309	So.	Kenosha, Wis.	Indian Trail/Iowa Western
54	Matt Fagan	OL	6-5	285	#Fr.	Council Bluffs, Iowa	St. Albert
55	Luke Empen	OL	6-4	270	#Fr.	Clinton, Iowa	Northeast Goose Lake
55	Yahweh Jeudy	LB	6-0	201	Fr.	Pompano Beach, Fla.	Cardinal Gibbons
56	Nick DeJong	OL	6-6	275	Fr.	Pella, Iowa	Pella
57	* Chauncey Golston	DL	6-5	270	Jr.	Detroit, Mich.	East English Village Prep
57	Clayton Thurm	OL	6-4	271	Fr.	Williamsburg, Iowa	Williamsburg
58	Taylor Fox	DL	6-3	280	Fr.	Winthrop, Iowa	East Buchanan
59	Nathan Nelson	DE	6-3	252	#Fr.	Waukee, Iowa	Waukee
60	Noah Fenske	OL	6-4	300	Fr.	New Hampton, Iowa	New Hampton
61	** Cole Banwart	OL	6-4	300	Jr.	Ottosen, Iowa	Algona
63	Justin Britt	OL	6-5	290	Fr.	Indianapolis, Ind.	Warren Central
64	Kyler Schott	OL	6-2	290	So.	Coggon, Iowa	North Linn
65	Tyler Linderbaum	OL	6-3	286	#Fr.	Solon, Iowa	Solon
66	*** Levi Paulsen	OL	6-5	305	Sr.	Moville, Iowa	Woodbury Central
66	Dalles Jacobus	DL	6-0	285	Jr.	Palo, Iowa	Cedar Rapids Kennedy
68	* Landan Paulsen	OL	6-5	305	Sr.	Moville, Iowa	Woodbury Central
69	Tyler Endres	OL	6-6	307	Fr.	Norwalk, Iowa	Norwalk
70	Kyle Sorensen	OL	6-5	270	#Fr.	Waukee, Iowa	Waukee
71	* Mark Kallenberger	OL	6-5	291	So.	Bettendorf, Iowa	Bettendorf
72	Coy Kirkpatrick	OL	6-4	291	So.	Madrid, Iowa	Madrid
73	Cody Ince	OL	6-4	287	#Fr.	Balsam Lake, Wis.	Unity
74	** Tristan Wirfs ^	OL	6-5	322	Jr.	Mount Vernon, Iowa	Mount Vernon
74	Austin Schulte	DL	6-4	287	Jr.	Pella, Iowa	Pella
75	Jeff Jenkins	OL	6-3	266	#Fr.	Crystal Lake, Ill.	Prairie Ridge
76	Ezra Miller	OL	6-6	305	Fr.	Holstein, Iowa	Ridge View
77	** Alaric Jackson	OL	6-6	320	Jr.	Detroit, Mich.	Renaissance
79	Jack Plumb	OL	6-7	272	#Fr.	Green Bay, Wis.	Bay Port
80	Josiah Miamen	TE	6-4	235	Fr.	Peoria, Ill.	Dunlap
81	Desmond Hutson	WR	6-3	200	Fr.	Raytown, Mo.	Raytown
81	Ben Subbert	DL	6-4	248	#Fr.	Williamsburg, Iowa	Williamsburg
82	Calvin Lockett	WR	6-2	182	#Fr.	Largo, Fla.	Largo
83	Alec Kritta	WR	5-11	185	Fr.	St. Charles, Ill.	St. Charles North
84	Sam LaPorta	TE	6-4	242	Fr.	Highland, Ill.	Highland
84	Austin Spiewak	LS	6-1	232	Jr.	Palatine, Ill.	Fremd
85	Logan Lee	DE/TE	6-5	251	Fr.	Orion, Ill.	Orion
85	* Nate Vejvoda	LS	6-5	250	Sr.	Homer Glen, Ill.	Providence Catholic
86	Tommy Kujawa	TE	6-3	235	So.	Greendale, Wis.	Greendale
88	Jackson Frericks	TE	6-6	200	Fr.	Cedar Falls, Iowa	Cedar Falls
89	Nico Ragaini	WR	6-0	192	#Fr.	East Haven, Conn.	Notre Dame/Avon Old Farms Prep
90	Taajhir McCall	DL	6-3	231	Fr.	Pensacola, Fla.	Pine Forest
91	** Brady Reiff	DL	6-3	277	Sr.	Parkston, S.D.	Parkston
92	John Waggoner	DL	6-5	270	#Fr.	Des Moines, Iowa	Dowling
93	Jake Karchinski	DL	6-4	253	Fr.	De Pere, Wis.	West
94	** A.J. Epenesa ^	DE	6-6	280	Jr.	Glen Carbon, Ill.	Edwardsville
95	*** Cedrick Lattimore ^	DL	6-3	295	Sr.	Redford, Mich.	East English Village Prep
96	Lucas Amaya	K	6-3	200	Fr.	Muskego, Wis.	Muskego
97	Zach VanValkenburg	DL	6-4	270	Jr.	Zeeland, Mich.	Zeeland West
98	Chris Reames	DL	6-7	230	Fr.	Van Meter, Iowa	Van Meter
99	Noah Shannon	DL	6-0	294	#Fr.	Aurora, Ill.	Oswego

* -- indicates letters won; ^ -- redshirt year still available; # -- redshirt freshman

Players: 129

Seniors: _____	21	Redshirt Freshmen: _____	30
Juniors: _____	22	Freshmen: _____	37
Sophomores: _____	19		

Returning Lettermen: 42

3-yr. Lettermen: _____	8	Offense: _____	18
2-yr. Lettermen: _____	14	Defense: _____	20
1-yr. Lettermen: _____	20	Specialty: _____	4

No.	Name	Pos.	Ht.	Wt.	Yr.	Hometown	High School/Previous
4	Dane Belton	DB	6-1	190	Fr.	Tampa, Fla.	Jesuit
20	* Julius Brents ^	DB	6-3	203	So.	Indianapolis, Ind.	Warren Central
29	Sebastian Castro	DB	5-11	195	Fr.	Oak Lawn, Ill.	Richards
15	Dallas Craddieth	DB	5-11	205	#Fr.	St. Louis, Mo.	Hazelwood Central
1	* Wes Dvorak	DB	6-0	200	Sr.	Parkston, SD	Parkston/Morningside
37	Kyler Fisher	DB	5-11	201	Fr.	Farnhamville, Iowa	SE Valley
8	** Matt Hankins ^	DB	6-0	185	Jr.	Lewisville, Tex.	Marcus
27	Jermari Harris	DB	6-1	177	Fr.	Chicago, Ill.	Montini Catholic
21	Thomas Hartlieb	DB	5-11	186	Fr.	Madison, Wis.	Edgewood
12	D.J. Johnson	DB	5-10	183	#Fr.	Indianapolis, Ind.	North Central
28	* Jack Koerner	DB	6-0	204	So.	Des Moines, Iowa	Dowling
14	Daraun McKinney	DB	5-10	185	Fr.	River Rouge, Mich.	River Rouge
26	* Kaeon Merriweather ^	DB	6-0	210	So.	Belleville, Mich.	Belleville
18	* John Milani	DB	6-0	204	Sr.	Iowa City, Iowa	West
33	* Riley Moss ^	DB	6-1	191	So.	Ankeny, Iowa	Centennial
11	*** Michael Ojemudia	DB	6-1	200	Sr.	Farmington Hills, Mich.	Harrison
16	Terry Roberts	DB	5-10	176	#Fr.	Erie, Pa.	Cathedral Prep
30	Quinn Schulte	DB	6-1	185	Fr.	Cedar Rapids, Iowa	Xavier
9	** Geno Stone ^	DB	5-10	210	Jr.	New Castle, Pa.	Senior
17	*** Devonte Young ^	DB	6-0	203	Sr.	Waldorf, Md.	North Point
<hr/>							
47	Nick Anderson	LB	6-2	230	Sr.	Waukee, Iowa	Waukee/Iowa Western
44	Seth Benson ^	LB	6-0	227	#Fr.	Sioux Falls, S.D.	Washington
31	Jack Campbell	LB	6-4	218	Fr.	Cedar Falls, Iowa	Cedar Falls
32	* Djimon Colbert	LB	6-1	235	So.	Shawnee Mission, Kan.	Bishop Miege
41	Colton Dinsdale	LB	5-11	225	Sr.	Reinbeck, Iowa	Gladbrook-Reinbeck/Iowa Western
43	Dillon Doyle	LB	6-3	235	#Fr.	Iowa City, Iowa	West
5	Jestin Jacobs	LB	6-4	220	Fr.	Englewood, Ohio	Northmont
55	Yahweh Jeudy	LB	6-0	201	Fr.	Pompano Beach, Fla.	Cardinal Gibbons
52	*** Amani Jones ^	DE	5-11	244	Sr.	Chicago, Ill.	Phillips
46	Logan Klemp	LB	6-2	228	#Fr.	Jewell, Iowa	South Hamilton
25	Jayden McDonald	LB	6-0	235	#Fr.	Suwanee, Ga.	North Gwinnett
49	** Nick Niemann	LB	6-4	235	Jr.	Sycamore, Ill.	Sycamore
38	Monte Pottebaum	LB	6-1	236	#Fr.	Larchwood, Iowa	West Lyon
36	Mitch Riggs	LB	6-1	236	#Fr.	West Des Moines, Iowa	Dowling
19	Mike Timm	LB	6-0	229	#Fr.	Delafield, Wis.	Kettle Moraine
35	* Barrington Wade	LB	6-1	236	Jr.	Skokie, Ill.	Niles North
34	*** Kristian Welch ^	LB	6-3	239	Sr.	Iola, Wis.	Iola-Scandinavia
<hr/>							
53	Spencer Daufeldt	DL	6-1	285	Fr.	West Liberty, Iowa	West Liberty
94	** A.J. Epenesa ^	DE	6-6	280	Jr.	Glen Carbon, Ill.	Edwardsville
13	Joe Evans	DE	6-2	240	#Fr.	Ames, Iowa	Ames
58	Taylor Fox	DL	6-3	280	Fr.	Winthrop, Iowa	East Buchanan
57	* Chauncey Golston	DL	6-5	270	Jr.	Detroit, Mich.	East English Village Prep
66	Dalles Jacobus	DL	6-0	285	Jr.	Palo, Iowa	Cedar Rapids Kennedy
93	Jake Karchinski	DL	6-4	253	Fr.	De Pere, Wis.	West
95	*** Cedrick Lattimore ^	DL	6-3	295	Sr.	Redford, Mich.	East English Village Prep
85	Logan Lee	DE/TE	6-5	251	Fr.	Orion, Ill.	Orion
90	Taajhir McCall	DL	6-3	231	Fr.	Pensacola, Fla.	Pine Forest
59	Nathan Nelson	DE	6-3	252	#Fr.	Waukee, Iowa	Waukee
54	Daviyon Nixon	DT	6-3	309	So.	Kenosha, Wis.	Indian Trail/Iowa Western
98	Chris Reames	DL	6-7	230	Fr.	Van Meter, Iowa	Van Meter
91	** Brady Reiff	DL	6-3	277	Sr.	Parkston, S.D.	Parkston
74	Austin Schulte	DL	6-4	287	Jr.	Pella, Iowa	Pella
99	Noah Shannon	DL	6-0	294	#Fr.	Aurora, Ill.	Oswego
50	Louie Stec	DT	6-0	246	Fr.	LaGrange Park, Ill.	Nazareth
81	Ben Subbert	DL	6-4	248	#Fr.	Williamsburg, Iowa	Williamsburg
97	Zach VanValkenburg	DL	6-4	270	Jr.	Zeeland, Mich.	Zeeland West
92	John Waggoner	DL	6-5	270	#Fr.	Des Moines, Iowa	Dowling
<hr/>							
11	Connor Kapisak	QB	6-5	211	#Fr.	South Windsor, Conn.	South Windsor
2	Peyton Mansell	QB	6-2	208	So.	Belton, Tex.	Belton
8	Alex Padilla	QB	6-1	193	Fr.	Greenwood Village, Co.	Cherry Creek
7	Spencer Petras	QB	6-5	230	#Fr.	San Rafael, Calif.	Marin Catholic
17	Ryan Schmidt	QB	6-5	237	Sr.	Marion, Iowa	Linn-Mar
4	** Nate Stanley ^	QB	6-4	243	Sr.	Menomonie, Wis.	Menomonie

* - - indicates letters won; ^ - - redshirt year still available; # - - redshirt freshman

2019 ROSTER BY POSITION

No.		Name	Pos.	Ht.	Wt.	Yr.	Hometown	High School/Previous
61	**	Cole Banwart	OL	6-4	300	Jr.	Ottosen, Iowa	Algona
63		Justin Britt	OL	6-5	290	Fr.	Indianapolis, Ind.	Warren Central
56		Nick DeJong	OL	6-6	275	Fr.	Pella, Iowa	Pella
55		Luke Empen	OL	6-4	270	#Fr.	Clinton, Iowa	Northeast Goose Lake
69		Tyler Endres	OL	6-6	307	Fr.	Norwalk, Iowa	Norwalk
54		Matt Fagan	OL	6-5	285	#Fr.	Council Bluffs, Iowa	St. Albert
60		Noah Fenske	OL	6-4	300	Fr.	New Hampton, Iowa	New Hampton
73		Cody Ince	OL	6-4	287	#Fr.	Balsam Lake, Wis.	Unity
77	**	Alaric Jackson	OL	6-6	320	Jr.	Detroit, Mich.	Renaissance
75		Jeff Jenkins	OL	6-3	266	#Fr.	Crystal Lake, Ill.	Prairie Ridge
71	*	Mark Kallenberger	OL	6-5	291	So.	Bettendorf, Iowa	Bettendorf
72		Coy Kirkpatrick	OL	6-4	291	So.	Madrid, Iowa	Madrid
65		Tyler Linderbaum	OL	6-3	286	#Fr.	Solon, Iowa	Solon
76		Ezra Miller	OL	6-6	305	Fr.	Holstein, Iowa	Ridge View
68	*	Landan Paulsen	OL	6-5	305	Sr.	Moville, Iowa	Woodbury Central
66	***	Levi Paulsen	OL	6-5	305	Sr.	Moville, Iowa	Woodbury Central
79		Jack Plumb	OL	6-7	272	#Fr.	Green Bay, Wis.	Bay Port
64		Kyler Schott	OL	6-2	290	So.	Coggon, Iowa	North Linn
70		Kyle Sorensen	OL	6-5	270	#Fr.	Waukee, Iowa	Waukee
57		Clayton Thurm	OL	6-4	271	Fr.	Williamsburg, Iowa	Williamsburg
74	**	Tristan Wirfs ^	OL	6-5	322	Jr.	Mount Vernon, Iowa	Mount Vernon
<hr/>								
42	**	Shaun Beyer	TE	6-5	244	Jr.	Shellsburg, Iowa	Cedar Rapids Kennedy
18	*	Drew Cook	TE	6-5	252	Sr.	Iowa City, Iowa	Regina
47		Noah Feldman	TE	6-5	235	So.	West Liberty, Iowa	West Liberty
88		Jackson Frericks	TE	6-6	200	Fr.	Cedar Falls, Iowa	Cedar Falls
86		Tommy Kujawa	TE	6-3	235	So.	Greendale, Wis.	Greendale
84		Sam LaPorta	TE	6-4	242	Fr.	Highland, Ill.	Highland
80		Josiah Miamen	TE	6-4	235	Fr.	Peoria, Ill.	Dunlap
48		Bryce Schulte	TE	6-3	244	So.	Cedar Rapids, Iowa	Xavier
39	***	Nate Wieting	TE	6-4	250	Sr.	Rockford, Ill.	Lutheran
<hr/>								
23		Shadrick Byrd	RB	5-10	212	Fr.	Alabaster, Ala.	Thompson
22		Samson Evans	RB	6-0	210	#Fr.	Crystal Lake, Ill.	Prairie Ridge
30		Henry Geil	RB	6-0	215	#Fr.	Green Bay, Wis.	Preble
15		Tyler Goodson	RB	5-10	190	Fr.	Suwanee, Ga.	North Gwinnett
21	**	Ivory Kelly-Martin ^	RB	5-10	203	Jr.	Plainfield, Ill.	Oswego East
20		Keontae Luckett	RB	5-10	180	Fr.	New London, Iowa	New London
10	*	Mekhi Sargent	RB	5-9	212	Jr.	Key West, Fla.	Key West/Iowa Western
28	**	Toren Young	RB	5-11	223	Jr.	Madison, Wis.	Monona Grove
<hr/>								
45	*	Joe Ludwig	FB	6-0	241	So.	Middleton, Wis.	Middleton
40		Turner Pallissard	FB	6-0	242	#Fr.	Frankfort, Ill.	Lincoln-Way East
41		Johnny Plewa	FB	6-0	230	Fr.	Franklin, Wis.	Franklin
36	***	Brady Ross	FB	6-0	246	Sr.	Humboldt, Iowa	Humboldt
<hr/>								
9		Jack Combs	WR	6-1	188	So.	Grand Rapids, Mich.	East/Central Mich.
19	*	Max Cooper ^	WR	6-0	188	Jr.	Waukesha, Wis.	Catholic Memorial
1		Nolan Donald	WR	5-9	182	Fr.	Morton, Ill.	Morton
26		Javon Foy	WR	5-11	158	Fr.	Coal Valley, Ill.	Moline
81		Desmond Hutson	WR	6-3	200	Fr.	Raytown, Mo.	Raytown
16		Charlie Jones	WR	5-11	184	So.	Deerfield, Ill.	Deerfield
83		Alec Kritta	WR	5-11	185	Fr.	St. Charles, Ill.	St. Charles North
82		Calvin Lockett	WR	6-2	182	#Fr.	Largo, Fla.	Largo
13	*	Henry Marchese	WR	6-3	196	So.	Vernon Hills, Ill.	Stevenson
5		Oliver Martin	WR	6-1	200	So.	Coralville, Iowa	Iowa City West/Michigan
89		Nico Ragaini	WR	6-0	192	#Fr.	East Haven, Conn.	Notre Dame/Avon Old Farms Prep
29		Jackson Ritter	WR	6-3	195	Fr.	Frankfort, Ill.	Lincoln-Way East
12	*	Brandon Smith ^	WR	6-2	218	Jr.	Lake Cormorant, Miss.	Lake Cormorant
6	**	Ihmri Smith-Marsette ^	WR	6-1	183	Jr.	Newark, N.J.	Weequahic
3		Tyrone Tracy, Jr.	WR	5-11	200	#Fr.	Camby, Ind.	Decatur Central
<hr/>								
96		Lucas Amaya	K	6-3	200	Fr.	Muskego, Wis.	Muskego
3	*	Keith Duncan	PK	5-10	180	Jr.	Weddington, N.C.	Weddington
2		Ryan Gersonde	P	6-4	198	So.	Milwaukee, Wis.	Marquette
7	**	Colten Rastetter	P	6-1	213	Sr.	Guttenberg, Iowa	Clayton Ridge
10		Caleb Shudak	PK	5-8	180	Jr.	Council Bluffs, Iowa	Lewis Central
22		Michael Sleep-Dalton	P	6-1	212	Sr.	Geelong, Australia	St. Joseph's College
84		Austin Spiewak	LS	6-1	232	Jr.	Palatine, Ill.	Fremd
50	*	Jackson Subbert	LS	6-3	243	Sr.	Williamsburg, Iowa	Williamsburg
85	*	Nate Vejvoda	LS	6-5	250	Sr.	Homer Glen, Ill.	Providence Catholic

Lettermen Information
Lettermen Returning (42)
Offense (19)

Quarterback (1) - -	** Nate Stanley
Running Back (3) - -	** Ivory Kelly-Martin
	* Mekhi Sargent
	** Toren Young
Fullback (2) - -	* Joe Ludwig
	*** Brady Ross
Tight End (3) - -	** Shaun Beyer
	* Drew Cook
	*** Nate Wieting
Wide Receiver (4) - -	* Max Cooper
	* Henry Marchese
	* Brandon Smith
	** Ihmir Smith-Marsette
Offensive Line (6)	** Cole Banwart
	** Alaric Jackson
	* Mark Kallenberger
	* Landan Paulsen
	*** Levi Paulsen
	** Tristan Wirfs

Defense (19)

Defensive End (3) - -	** A.J. Epenesa
	* Chauncey Golston
	*** Amani Jones
Defensive Line (2) - -	*** Cedrick Lattimore
	** Brady Reiff
Linebacker (4) - -	* Djimon Colbert
	** Nick Niemann
	* Barrington Wade
	*** Kristian Welch
Defensive Back (10)	* Julius Brents
	* Wes Dvorak
	** Matt Hankins
	* Jack Koerner
	* Kaevon Merriweather
	* John Milani
	* Riley Moss
	*** Michael Ojemudia
	** Geno Stone
	*** Devonte Young

Specialists (4)

Kicker (1) - -	* Keith Duncan
Punter (1) - -	** Colten Rastetter
Long Snapper (2) - -	* Jackson Subbert
	* Nate Vejvoda

**Returning Lettermen
Breakdown (42)**

3-year Lettermen:	8
2-year Lettermen:	14
1-year Lettermen:	20

Lettermen Lost (21)
Offense (10)

Fullback (1) - -	*** Austin Kelly
Wide Receiver (3) - -	** Dominique Dafney
	** Nick Easley
	* Kyle Groeneweg
Offensive Line (4) - -	**** Dalton Ferguson
	* Jake Newborg
	**** Keegan Render
	*** Ross Reynolds
Tight End (2) - -	*** Noah Fant
	** T.J. Hockenson

Defense (10)

Defensive Tackle (3) - -	**** Sam Brincks
	*** Garret Jansen
	**** Matt Nelson
Defensive End (2) - -	**** Parker Hesse
	*** Anthony Nelson
Linebacker (2) - -	**** Jack Hockaday
	**** Aaron Mends
Defensive Back (3)	*** Jake Gervase
	*** Amani Hooker
	* Josh Turner

Specialists (1)

Kicker (1) - -	*** Miguel Recinos
----------------	--------------------

* - - indicates letters earned

Starters Information
**Starters Returning
(12, includes 2 specialists)**

Reflects 2018 final game line-up. Number of 2018 starts in (), followed by career starts

Offense (6)

Quarterback	Nate Stanley (13, 26)
Running Back	Mekhi Sargent (4, 4)

Wide Receiver	Brandon Smith (12, 12)
Offensive Line	Cole Banwart (7, 7)
	Alaric Jackson (12, 24)
	Tristan Wirfs (12, 20)

Defense (4)

Linebacker	Djimon Colbert (10, 10)
Defensive Back	Matt Hankins (8, 10)
	Michael Ojemudia (7, 10)
	Geno Stone (8, 8)

Specialists (2)

Punter	Colten Rastetter (13, 24)
Long Snapper	Jackson Subbert (13, 13)

**Starters Lost
(13, includes 1 specialist)**
Offense (5)

Wide Receiver	Nick Easley (10, 21)
Tight End	Noah Fant (8, 15)
	T.J. Hockenson (13, 25)
Offensive Line	Keegan Render (13, 33)
	Ross Reynolds (13, 14)

Defense (7)

Defensive End	Anthony Nelson (13, 27)
	Parker Hesse (13, 47)
Defensive Tackle	Sam Brincks (13, 13)
	Matt Nelson (13, 33)
Linebacker	Jack Hockaday (9, 9)
Defensive Back	Jake Gervase (13, 23)
	Amani Hooker (13, 19)

Specialists (1)

Kicker	Miguel Recinos (13, 26)
--------	-------------------------

**Others Returning with
Starting Experience**

Number of 2018 starts in (), followed by career starts

Offense (6)

Offensive Line	Levi Paulsen (1, 3)
Running Back	Ivory Kelly-Martin (6, 6)
	Toren Young (3, 4)
Fullback	Brady Ross (1, 1)
Tight End	Nate Wieting (2, 7)
Wide Receiver	Ihmir Smith-Marsette (3, 6)

Defense (6)

Defensive Line	Cedrick Lattimore (0, 6)
	Amani Jones (1, 1)
Linebacker	Nick Niemann (5, 5)
	Kristian Welch (6, 6)
Defensive Back	Julius Brents (5, 5)
	Riley Moss (6, 6)

2019 Preseason Depth Chart by Class

Seniors (12)		Juniors (17)		Sophomores (10)		Redshirt Freshmen (11)	
DL	Amani Jones (1)	OL	Cole Banwart (7)	DB	Julius Brents (5)	LB	Dillon Doyle
DL	Cedrick Lattimore (6)	TE	Shawn Beyer	LB	Djimon Colbert (10)	OL	Cody Ince
DB	Michael Ojemudia (10)	K	Keith Duncan	P	Ryan Gersonde	OL	Jeff Jenkins
OL	Landan Paulsen	DL	A.J. Epenesa	OL	Mark Kallenberger	DB	D.J. Johnson
OL	Levi Paulsen (3)	DL	Chauncey Golston	DB	Jack Koerner	OL	Tyler Linderbaum
P	Colten Rastetter (24)	DB	Matt Hankins (10)	FB	Joe Ludwig	WR	Calvin Lockett
DL	Brady Reiff	OL	Alaric Jackson (24)	QB	Peyton Mansell	OL	Jack Plumb
FB	Brady Ross (1)	LB	Nick Niemann (5)	DB	Kaevon Merriweather	WR	Nico Ragaini
QB	Nate Stanley (26)	RB	Mekhi Sargent (4)	DB	Riley Moss (6)	DL	Noah Shannon
LB	Kristian Welch (6)	DL	Austin Schulte	DL	Daviyon Nixon	WR	Tyrone Tracy, Jr.
TE	Nate Wieting (7)	K	Caleb Shudak			DL	John Waggoner
DB	Devonte Young	WR	Brandon Smith (12)				
		WR	Ihmir Smith-Marsette (6)				
		DB	Geno Stone (8)				
		LB	Barrington Wade				
		OL	Tristan Wirfs (20)				
		RB	Toren Young (4)				

(Career starts in parenthesis
where applicable)

Pronunciation Guide

#	Name	Pronunciation	#	Name	Pronunciation
	Head Coach Kirk Ferentz	FAIR-ints	26	Kaevon Merriweather	KAY-vohn
	Assistant Coach Brian Ferentz	FAIR-ints	80	Josiah Miamen	me-AUH-mun
	Assistant Coach Tim Polasek	PAWL-uh-seck	18	John Milani	muh-LON-ee
96	Lucas Amaya	Ah-MAY-ah	49	Nick Niemann	KNEE-mun
32	Djimon Colbert	JYE-mun	54	Daviyon Nixon	DAVE-ee-un
15	Dallas Craddieth	CRAD-ith	11	Michael Ojemudia	oh-jay-MOO-dee-uh
53	Spencer Daufeldt	DAW-feld	8	Alex Padilla	puh-DEE-ah
56	Nick DeJong	dee-YOUNG	40	Turner Pallissard	PAL-is-ard
69	Tyler Endres	AUN-drez	7	Spencer Petras	PEE-tris
54	A.J. Epenesa	EPP-uh-NESS-uh	38	Monte Pottebaum	POT-uh-bomb
30	Henry Geil	GILE	89	Nico Ragaini	ruh-GAIN-ee
90	Ryan Gersonde	gir-SAUN-day	7	Colten Rastatter	RASS-tet-ir
27	Jermari Harris	jir-MAR-ee	91	Brady Reiff	REEF
77	Alaric Jackson	AH-lair-ick	10	Mekhi Sargent	MUH-kye
66	Dalles Jacobus	DALLAS juh-COE-bus	64	Kyler Schott	SHOT
55	Yahweh Jeudy	YAW-way JUDY	74	Austin Schulte	SHUL-tee
11	Connor Kapisak	KAP-uh-sak	48	Bryce Schulte	SHUL-tee
93	Jake Karchinski	kar-CHIN-ski	30	Quinn Schulte	SHUL-tee
28	Jack Koerner	KERN-ir	6	Ihmir Smith-Marsette	AH-meer Smith MAR-set
86	Tommy Kujawa	KOO-yah-vuh	84	Austin Spiewak	SPEE-wack
20	Keontae Luckett	key-AUN-tae	81	Ben Subbert	SUE-birt
13	Henry Marchese	mar-CASE	50	Jackson Subbert	SUE-birt
90	Taajhir McCall	TAA-zjheer	85	Nate Vejvoda	vay-VO-duh
14	Daraun McKinney	DAY-ron	39	Nate Wieting	WHEAT-ing

For audio of each pronunciation, visit the Iowa football roster page at hawkeyesports.com.

OFFENSE

Pos.	No.		Name	Ht.	Wt.	Yr.	Hometown (Previous School)
WR	12	*	Brandon Smith ^	6-2	218	Jr.	Lake Cormorant, Miss. (Lake Cormorant)
	82		Calvin Lockett	6-2	182	#Fr.	Largo, Fla. (Largo)
TE	39	***	Nate Wieting	6-4	250	Sr.	Rockford, Ill. (Lutheran)
	42	**	Shaun Beyer	6-5	244	Jr.	Shellsburg, Iowa (Cedar Rapids Kennedy)
LT	77	**	Alaric Jackson	6-6	320	Jr.	Detroit, Mich. (Renaissance)
	71	*	Mark Kallenberger	6-5	291	So.	Bettendorf, Iowa (Bettendorf)
LG	68	*	Landan Paulsen	6-5	305	Sr.	Moville, Iowa (Woodbury Central)
	73		Cody Ince	6-4	287	#Fr.	Balsam Lake, Wis. (Unity)
C	65		Tyler Linderbaum	6-3	286	#Fr.	Solon, Iowa (Solon)
	75		Jeff Jenkins	6-3	266	#Fr.	Crystal Lake, Ill. (Prairie Ridge)
RG	61	**	Cole Banwart	6-4	300	Jr.	Ottosen, Iowa (Algona)
	66	***	Levi Paulsen	6-5	305	Sr.	Moville, Iowa (Woodbury Central)
RT	74	**	Tristan Wirfs ^	6-5	322	Jr.	Mount Vernon, Iowa (Mount Vernon)
	79		Jack Plumb	6-7	272	#Fr.	Green Bay, Wis. (Bay Port)
WR	6	**	Ihmir Smith-Marsette ^	6-1	183	Jr.	Newark, N.J. (Weequahic)
	3		Tyrone Tracy, Jr.	5-11	200	#Fr.	Camby, Ind. (Decatur Central)
WR	89		Nico Ragaini	6-0	192	#Fr.	East Haven, Conn. (Notre Dame/Avon Old Farms Prep)
	3		Tyrone Tracy, Jr.	5-11	200	#Fr.	Camby, Ind. (Decatur Central)
QB	4	**	Nate Stanley ^	6-4	243	Sr.	Menomonie, Wis. (Menomonie)
	2		Peyton Mansell	6-2	208	So.	Belton, Texas (Belton)
RB	10	*	Mekhi Sargent	5-9	212	Jr.	Key West, Fla. (Key West/Iowa Western)
	28	**	Toren Young	5-11	223	Jr.	Madison, Wis. (Monona Grove)
FB	36	***	Brady Ross	6-0	246	Sr.	Humboldt, Iowa (Humboldt)
	45	*	Joe Ludwig	6-0	241	So.	Middleton, Wis. (Middleton)
PK	10		Caleb Shudak	5-8	180	Jr.	Council Bluffs, Iowa (Lewis Central)
OR	3	*	Keith Duncan	5-10	180	Jr.	Weddington, N.C. (Weddington)

DEFENSE

Pos.	No.		Name	Ht.	Wt.	Yr.	Hometown (Previous School)
LE	57	*	Chauncey Golston	6-5	270	Jr.	Detroit, Mich. (East English Village)
	92		John Waggoner	6-5	270	#Fr.	Des Moines, Iowa (Dowling)
LT	95	***	Cedrick Lattimore ^	6-3	295	Sr.	Redford, Mich. (East English Village)
	54		Daviyon Nixon	6-3	309	So.	Kenosha, Wis. (Indian Trail/Iowa Western)
OR	74		Austin Schulte	6-4	287	Jr.	Pella, Iowa (Pella)
RT	91	**	Brady Reiff	6-3	277	Sr.	Parkston, S.D. (Parkston)
	99		Noah Shannon	6-0	294	#Fr.	Aurora, Ill. (Oswego)
RE	94	**	A.J. Epenesa ^	6-6	280	Jr.	Glen Carbon, Ill. (Edwardsville)
	52	***	Amani Jones ^	5-11	244	Sr.	Chicago, Ill. (Phillips)
OLB/5c	35	*	Barrington Wade	6-1	236	Jr.	Skokie, Ill. (Niles North)
OR	12		D.J. Johnson	5-10	183	#Fr.	Indianapolis, Ind. (North Central)
MLB	34	***	Kristian Welch ^	6-3	239	Sr.	Iola, Wis. (Iola-Scandinavia)
	43		Dillon Doyle	6-3	235	#Fr.	Iowa City, Iowa (West)
WLB	32	*	Djimon Colbert	6-1	235	So.	Shawnee Mission, Kan. (Bishop Miege)
	49	**	Nick Niemann	6-4	235	Jr.	Sycamore, Ill. (Sycamore)
LC	11	***	Michael Ojemudia	6-1	200	Sr.	Farmington Hills, Mich. (Harrison)
	20	*	Julius Brents ^	6-3	203	So.	Indianapolis, Ind. (Warren Central)
SS	9	**	Geno Stone ^	5-10	210	Jr.	New Castle, Pa. (Senior)
	17	***	Devonte Young	6-0	203	Sr.	Waldorf, Md. (North Point)
FS	26	*	Kaevon Merriweather ^	6-0	210	So.	Belleville, Mich. (Belleville)
	28	*	Jack Koerner	6-0	204	So.	Des Moines, Iowa (Dowling)
RC	8	**	Matt Hankins ^	6-0	185	Jr.	Lewisville, Tex. (Marcus)
	33	*	Riley Moss ^	6-1	191	So.	Ankeny, Iowa (Centennial)
PT	7	**	Colten Rastetter	6-1	213	Sr.	Guttenberg, Iowa (Clayton Ridge)
OR	2		Ryan Gersonde	6-4	198	So.	Milwaukee, Wis. (Marquette)

Deep Snaps: 50 Jackson Subbert
85 Nate Vejvoda

Holder: 7 Colten Rastetter
2 Ryan Gersonde

* -- Letters won, ^ -- Redshirt year still available, # -- Indicates redshirt freshman



47 - - Nick Anderson
Linebacker
6-2, 230, Senior
Waukee, Iowa (Waukee HS)
Iowa Western CC

Hawk Item - - Earned Dean's List recognition, fall, 2018.

2019 - - Not listed on depth chart following spring practice.

2018 - - Did not see any game action.

Junior College - - Earned all-conference honors at Iowa Western . . . ranks seventh at Iowa Western for tackles in a season (80) . . . also recorded one interception and two fumble recoveries . . . junior college coach was Scott Strohmeier.

High school honors - - Earned first-team all-conference honors as a senior . . .
Career - - Two-year football letterman . . . prep team reached state semifinals as a junior and quarterfinals as a senior, posting combined 20-5 record . . . led team in tackles as a senior with 65 tackles, including 12 tackles for loss and three sacks . . . also recorded one interception and three forced fumbles . . . also lettered in track.

Personal - - Born 6/15/98 . . . enterprise leadership major . . . academic all-conference as a prep and member of academic Honor Roll at Iowa Western . . . parents are Vicky Lee and Kevin Anderson . . . one of three players from Waukee on Iowa roster . . . high school coach was Scott Carlson.



61 - - **Cole Banwart
Offensive Line
6-4, 300, Junior
Ottosen, Iowa (Algona)

2019 - - Listed as first team right guard following spring practice.

2018 - - Started at right guard in 33-7 win over Northern Illinois as offense gained 209 net rushing yards . . . started at right guard in 13-3 win over Iowa State . . . saw action at right guard in 28-17 loss to #18

Wisconsin . . . saw action at right guard in 48-31 win at Minnesota as offense gained 420 yards total offense . . . saw action at right guard in 42-16 win at Indiana as offense gained 479 yards total offense . . . saw action at right guard in 23-0 win over Maryland as offense gained 224 net rushing yards . . . saw action at right guard in 30-24 loss at #17 Penn State . . . started at right guard in 38-36 loss at Purdue . . . started at right guard in 14-10 loss to Northwestern . . . started at right guard in 63-0 win at Illinois at offense gained 400 yards total offense . . . started at right guard and played every offensive down as offense rushed for 266 yards and gained 419 yards total offense in 31-28 win over Nebraska . . . started at right guard and played every offensive down in 27-22 Outback Bowl win over #18 Mississippi State.


2017 - - Saw action in 31-14 win over North Texas as offense gained 435 yards total offense . . . saw action in 45-16 win over Illinois as offense gained 441 yards total offense . . . saw action in 56-14 win at Nebraska at offense rushed for 313 yards and gained 505 yards total offense.

2016 - - Redshirted.

High School honors - - First-team all-state as offensive lineman as a senior . . . first-team all-state as defensive lineman as a sophomore and junior . . .
Career - - Four-year football letterman as offensive and defensive lineman . . . as a senior helped prep team win first playoff game since 2008 . . . recorded 30 tackles as a senior, with 17 solo stops and 13 assists . . . had eight solo tackles for loss and four sacks . . . offense averaged 273.4 rushing yards and 325.3 yards total offense per game . . . collected 38 tackles as a junior, including 22 solo tackles and 16 assists . . . as a sophomore had 61 tackles, including 40 solo stops and 21 assists . . . collected 14 sacks and two fumble recoveries as a sophomore . . . 11 tackles as a freshman, including eight solo stops and two

sacks . . . team captain as a senior . . . also lettered in baseball, basketball, golf and track.

Personal - - Born Aug. 21, 1997 . . . health and human physiology major . . . earned first-team academic all-district honors . . . parents are Tina and Craig Banwart . . . high school coach was Andy Jacobson.



44 - - Seth Benson
Linebacker
6-0, 227, Redshirt Freshman
Sioux Falls, S.D. (Washington HS)

Hawk-Item - - Redshirted in 2018 after seeing action in three games . . . one of 12 true freshmen to see action in 2018 . . . earned Dean's List recognition, fall, 2018, and spring, 2019.

2019 - - Not listed on depth chart following spring practice.

2018 - - Saw action in three games, but had no statistics.

High school honors - - Named South Dakota Gatorade Player of the Year as a senior . . . first-team elite all-state as a junior and senior . . . first-team all-conference as a junior and senior . . .
Career - - Four-year football letterman as linebacker, quarterback and running back . . . ranks fourth all-time at Washington HS with 236 career tackles . . . helped prep team win three state championships, posting a three-year record of 35-1, including a 34-game winning streak . . . recorded 105 tackles as a senior, with 13 tackles for loss, six sacks and four caused fumbles . . . team captain as a senior . . . also lettered in basketball, track and baseball.

Personal - - Born 7/27/99 . . . open major . . . earned academic all-state recognition with a 4.0 prep GPA . . . named Student of the Year as a freshman and junior . . . parents are JoElle and Chuck Benson . . . high school coach was Chad Stadem.



42 - - **Shaun Beyer
Tight End
6-5, 244, Junior
Shellsburg, Iowa (Cedar Rapids Kennedy)

Hawk-Item - - Moved from wide receiver to tight end following 2016 regular season . . . suffered practice injury and missed final four games of 2018 season and 2019 Outback Bowl.

2019 - - Listed as second team tight end following spring practice.

2018 Honors - - Academic All-Big Ten for second year . . . **2018** - - Saw action in eight games . . . recorded one solo tackle on special teams in 30-24 loss at #17 Penn State.


2017 Honors . . . Academic All-Big Ten . . . **2017** - - Saw action in seven games, but had no statistics.

2016 - - Redshirted.

High School honors - - Earned elite first-team all-state honors as utility player as a senior . . . Class 4A team captain and Player of the Year . . . All-Metro Player of the Year . . . first-team all-conference as a junior and senior . . . second-team all-state as a junior . . . first-team all-district and all-metro as a junior . . .
Career - - Three-year football letterman as tight end, wide receiver, linebacker, safety, and punter . . . had 43 receptions for 853 yards and 11 touchdowns as a senior, along with 60 rushing attempts for 682 yards and five touchdowns and completing 5-of-8 passes for 41 yards . . . averaged 44.6 yards on 36 punts, with a long of 76 yards . . . on defense recorded 45 solo tackles and 17 assists, with 13 tackles for loss and six sacks . . . also had one interception return for a touchdown . . . in 11 games as a junior, had 35 receptions for 471 yards and eight touchdowns, with 15 rushing attempts for 116 yards . . . averaged

33.2 yards on 34 punts ... recorded 57 solo tackles and 32 assists, with two tackles for loss and one interception ... played in four games as a sophomore, averaging 42.5 yards on four punts, with a long of 53 yards ... helped prep team post school-best 13-1 record as a senior, while completing season as state runner-up ... team advanced to second round of playoffs as a junior and quarterfinals as a sophomore ... holds multiple school and Cedar Rapids metro records ... team captain as a senior ... also competed in track (high jump and hurdles), wrestling, and basketball.

Personal -- Born 11/11/96 ... enterprise leadership major ... earned academic All-Metro honors ... parents are Dawn and Ken Beyer ... attended same high school as DL Dalles Jacobus ... high school coach was Brian White.



20 - *Julius Brents ^
Defensive Back
6-3, 203, Sophomore
Indianapolis, Ind. (Warren Central HS)

Hawk-Item -- One of 12 true freshmen to see action in 2018 ... did not redshirt after playing in 11 games.

2019 -- Listed as second team left cornerback following spring practice.

2018 -- Played in 11 games, recording eight solo tackles and five assists, with one interception and three pass break-ups ... saw action in 28-17 loss to #18 Wisconsin, recording four tackles, including two solo stops and two assists for first career stats ... started at cornerback in 48-31 win at Minnesota as defense allowed just 86 net rushing yards ... first career interception at Minnesota, along with two pass break-ups, one solo stop and two assisted tackles ... started at cornerback in 42-16 win at Indiana, recording one solo tackle as defense allowed just 67 net rushing yards ... started at cornerback in 30-24 loss at #17 Penn State, recording three solo tackles ... started at cornerback in 38-36 loss at Purdue ... recorded one solo tackle and one assist at Purdue, along with one pass break-up.

High school honors -- Earned first-team all-conference honors three straight years ... named first-team all-county as a junior and senior ... named to All-USA Central Indiana squad as a senior ... **Career** -- Lettered as defensive back while helping prep team post 25-10 record over final three years ... collected 18 tackles, one interception, and three pass break-ups as a senior ... 20 tackles, two sacks, and three pass break-ups as a junior ... recorded 25 tackles, two interceptions, and four pass break-ups as a sophomore ... team captain as a senior ... also participated for prep track team.

Personal -- Born 1/18/2000 ... open major ... parents are Serena Fowlkes and Vontres Brents ... one of three players from Indianapolis on Iowa roster ... attended same high school as OL Justin Britt ... high school coach was Jason West.

Career Bests


Tackles: _____ 4 vs. Wisconsin, 9/22/18
 Solos: _____ 3 at Penn State, 10/27/18
 Assists: _____ 2, twice, last at Minnesota, 10/6/18
 Interceptions: _____ 1 at Minnesota, 10/6/18
 Pass Break-Ups: _____ 2 at Minnesota, 10/6/18

Game-by-Game Defensive Stats

2018	Solo-Ast.	2018	Solo-Ast.
N. Ill.	0-0	at PSU	3-0
IA State	0-0	at Purdue	1-1
N. Iowa	0-0	N'western	DNP
Wisconsin	2-2	at Illinois	0-0
at Minn.	1-2	Nebraska	0-0
at Ind.	1-0	Miss. State (n)	DNP
Maryland	0-0	Totals	8-5

Career Statistics

Defense	Solo	Ast.	Total	T/Loss	Sacks	Int-Yds.	PBU	FF	RF
Freshman	8	5	13	0/0	0/0	1-0	3	0	0




63 - - Justin Britt
Offensive Line
6-5, 290, Freshman
Indianapolis, Ind. (Warren Central HS)

Hawk Item -- Enrolled in 2019 spring semester and participated in spring practice.

2019 -- Not listed on depth chart following spring practice.

High school honors -- Missed senior year of football because of injury ... earned all-state top 50 honors as a junior ... all-conference as a sophomore and junior ... **Career** -- Three-year football letterman, helping prep team post 17-6 record as a sophomore and junior, while team posted 14-0 record his senior year ... team captain as a senior.

Personal -- Born 9/11/2000 ... art major ... member of prep Honor Roll ... father is Samuel Britt ... one of three players from Indianapolis on Iowa roster ... attended same high school as DB Julius Brents ... high school coach was Jayson West.



23 - - Shadrick Byrd
Running Back
5-10, 212, Freshman
Alabaster, Ala. (Thompson HS)

Hawk Item -- Enrolled in 2019 spring semester and participated in spring practice.

2019 -- Not listed on depth chart following spring practice.

High school honors -- Earned first-team all-state and all-county honors as a senior ... first-team all-county as a junior ... second-team all-county as a sophomore ... **Career** -- Helped prep team post 24-3 record as a junior and senior, as team reached state semifinals as a junior and state championship game as a senior ... rushed for 1,340 yards and had 500 receiving yards as a senior, scoring 17 touchdowns ... totaled 1,167 rushing yards and 243 receiving yards as a junior, with 21 touchdowns ... team captain as a senior ... also lettered in baseball.

Personal -- Born 11/10/2000 ... sport studies major ... four-year member of prep Honor Roll ... mother is Shanneko Byrd ... high school coach was Mark Freeman.



32 - - *Djimon Colbert (JYE-mun)
Linebacker
6-1, 235, Sophomore
Shawnee Mission, Kan. (Bishop Miege HS)

Hawk-Item -- Moved from defensive back to linebacker prior to 2018 spring practice.

2019 -- Listed as first team weakside linebacker following spring practice.

2018 -- Started 10 games at weakside linebacker ... recorded 52 tackles, with one tackle for loss and one pass break-up ... saw action in 33-7 win over Northern Illinois, recording one assisted tackle as defense allowed just 211 yards total offense ... started for first time in career at weakside linebacker in 13-3 win over Iowa State as defense allowed just 19 net rushing yards and 188 yards total offense ... career-best five tackles vs. ISU, including three solo stops and two assists ... saw action in 38-14 win over Northern Iowa, recording two assisted tackles as defense allowed just six net rushing yards and 222 yards total offense ... saw action in 28-17 loss to #18 Wisconsin ... matched career-best with five tackles vs. Badgers, including two solo stops and three assists ... started at weakside linebacker in 48-31 win at Minnesota as defense allowed just 86 net rushing yards ... career-best eight tackles at Minnesota, including three solo stops and five assists ... started at weakside linebacker in 42-16 win at Indiana as defense allowed just 67 net



rushing yards . . . six tackles at Indiana, including three solo stops and three assists, along with one pass break-up . . . started at weakside linebacker in 23-0 win over Maryland as defense allowed just 39 offensive plays and 115 yards total offense . . . recorded three tackles vs. Maryland, including two solo stops and one assist . . . started at weakside linebacker in 30-24 loss at #17 Penn State . . . recorded one solo stop and one assist at Penn State . . . started at weakside linebacker in 38-36 loss at Purdue . . . recorded four tackles at Purdue, including one solo stop and three assists, and one tackle for loss . . . started at weakside linebacker in 14-10 loss to Northwestern . . . seven tackles vs. Northwestern, including three solo stops and four assists . . . started at weakside linebacker in 63-0 win at Illinois as defense allowed just 216 yards total offense . . . five tackles at Illinois, including career-best four solo stops and one assist . . . started at weakside linebacker in 31-28 win over Nebraska, recording two solo tackles and one assisted tackle . . . started at weakside linebacker in 27-22 Outback Bowl win over #18 Mississippi State, recording one solo tackle.

2017 -- Redshirted.

High school honors -- Earned honorable mention all-state honors as a senior . . . first-team all-metro as a senior . . . earned first-team all-state honors on defense as a junior, and was second-team all-state on offense . . . honorable mention all-state as a sophomore . . . first-team all-conference as a sophomore and junior . . . second-team all-conference as a freshman, while earning Midwest Freshman of the Year honors from Scout.com . . . **Career** -- five-year letterman as wide receiver and defensive back . . . member of prep team that won state title as a senior with 12-1 overall record . . . recorded 58 tackles, 14 pass break-ups and three interceptions as a senior . . . recorded 54 tackles, 14 pass break-ups and three interceptions as a junior, while also recording 581 receiving yards and six touchdowns . . . totaled 315 receiving yards as a sophomore, while recording 48 tackles, three interceptions and 10 pass break-ups on defense . . . team captain as a junior.

Personal -- Born 8/20/98 . . . enterprise leadership major . . . three-year member of prep Honor Roll . . . parents are LaTisha Austin and Travis Colbert . . . high school coach was Jon Holmes.

Career Bests

Tackles: _____ 8 at Minnesota, 10/6/18
 Solos: _____ 4 at Illinois, 11/17/18
 Assists: _____ 5 at Minnesota, 10/6/18
 Tackle for Loss: _____ 1 at Purdue, 11/3/18
 Pass Break-Ups: _____ 1 at Indiana, 10/13/18

Game-by-Game Defensive Stats

2018	Solo-Ast.	2018	Solo-Ast.
N. Ill.	0-1	at PSU	1-1
IA State	3-2	at Purdue	1-3
N. Iowa	0-2	N'western	3-4
Wisconsin	2-3	at Illinois	4-1
at Minn.	3-5	Nebraska	2-1
at Ind.	3-3	Miss. State (n)	1-0
Maryland	2-1	Totals	25-27

Career Statistics

Defense	Solo	Ast.	Total	T/Loss	Sacks	QBH	PBU	FF	RF
Freshman	25	27	52	1/1	0/0	0	1	0	0



9 - Jack Combs

Wide Receiver

6-1, 188, Sophomore

Grand Rapids, Michigan (East Grand Rapids HS)
 Central Michigan

Hawk Item -- Joined program as a walk-on in 2019 after attending Central Michigan University.

2018 -- Saw action in five games at Central Michigan, recording three receptions for 27 yards and one touchdown.

2017 -- Redshirted after joining Central Michigan as a walk-on.

High school honors -- Named to Grand Rapids Press Dream Team as a senior . . . named to Associated Press all-state team . . . first-team all-conference in Gold Division . . . **Career** -- Recorded 40 receptions for 801 yards and 10 touchdowns as a senior . . . as a defensive back returned two interceptions for touchdowns as a senior . . . helped team earn league title as a senior . . . prep team advanced to state semifinals as a junior . . . also lettered in basketball and baseball.

Personal -- Born 5/8/99 . . . business major . . . parents are Kris and John Combs . . . high school coach was Casey Longo.

Career Statistics

Receiving	No.	Yds.	Avg.	TD	Lng
Freshman	3	27	9.0	1	12



18 - *Drew Cook

Tight End

6-5, 252, Senior

Iowa City, Iowa (Regina HS)

Hawk Item -- Moved from quarterback to tight end during 2017 spring practice . . . earned Dean's List recognition, fall, 2018 . . . member of 2019 Leadership Group.

2019 -- Not listed on depth chart following spring practice . . . missed majority of spring practice due to injury.

2018 Honors -- Academic All-Big Ten . . . **2018** -- Saw action in 33-7 win over Northern Illinois, but had no statistics . . . did not see action in 13-3 win over Iowa State . . . did not see action in 38-14 win over Northern Iowa . . . did not see action in 28-17 loss to #18 Wisconsin . . . saw action in 48-31 win at Minnesota, but had no statistics as offense gained 420 yards total offense . . . did not see action in 42-16 win at Indiana . . . saw action in 23-0 win over Maryland, but had no statistics as offense gained 224 net rushing yards . . . did not see action in 30-24 loss at #17 Penn State . . . did not see action in 38-36 loss at Purdue . . . did not see action in 14-10 loss to Northwestern . . . saw action in 63-0 win at Illinois, but had no statistics as offense gained 400 yards total offense . . . saw action in 31-28 win over Nebraska, but had no statistics as offense rushed for 226 yards and gained 419 yards total offense . . . did not see action in 27-22 Outback Bowl win over #18 Mississippi State, due to injury.

2017 -- Did not see any game action.

2016 Honors -- Team Leader Award, offense . . . **2016** -- Did not see any game action.

2015 Honors -- Team Leader Award, offense . . . **2015** -- Redshirted.

High school honors -- Named Class 1A first-team all-state as a junior and senior by the *Des Moines Register* and Iowa Newspaper Association . . . MVP of Class 1A state championship game as a junior and senior . . . named Class 1A Player of the Year by *Cedar Rapids Gazette* and Offensive Player of the Year by *Iowa City Press-Citizen* as a senior . . . nominated for Ed Thomas Mr. Football Award . . . **Career** -- Four-year letterman for prep team that won four consecutive state championships, posting 27-1 record his final two seasons . . . member of team that set state record with 56-game winning streak . . . school records

include touchdowns responsible for in a season (50 TDs as a senior), and 399 passing yards in state quarterfinals . . . team captain as a senior . . . completed 150-of-230 pass attempts (65 percent) for 2,504 yards and 31 touchdowns as a senior, with three interceptions . . . rushed for 706 yards and 16 touchdowns and had three receiving touchdowns . . . in championship game as a senior, completed 13-of-16 pass attempts for 175 yards and one touchdown, with one interception, while also rushing six times for 50 yards, catching a 24-yard scoring reception and punting once for 43 yards . . . as a junior completed 183-of-267 pass attempts (68 percent) for 2,563 yards and 22 touchdowns, with three interceptions . . . rushed for 440 yards and five touchdowns . . . in championship game as a junior, completed 13-of-13 pass attempts for 177 yards and one touchdown, while rushing for 46 yards and one touchdown . . . as a sophomore completed 29-of-52 pass attempts (55.8 percent) for 356 yards and three touchdowns, with no interceptions, and completed 4-of-6 passes for 37 yards as a freshman . . . also four-year letterman in basketball, earning all-state honors . . . represented Iowa in the Iowa Basketball Coaches Association Rising Seniors event in Indianapolis.

Personal -- Born 8/30/96 . . . graduate finance major . . . earned management degree in Spring 2019 . . . parents are Tracy and Marv Cook . . . four-year member of Gold Honor Roll . . . his father, Marv Cook, earned consensus All-America honors as Iowa's tight end in 1988 . . . one of three players from Iowa City on Iowa roster . . . high school coach was his father, Marv Cook.



19 -- *Max Cooper ^

Wide Receiver
6-0, 188, Junior
Waukesha, Wisconsin (Catholic Memorial HS)

Hawk Item -- One of 10 true freshmen to see action in 2017.

2019 -- Not listed on depth chart following spring practice . . . missed spring practice due to injury.

2018 -- Saw action in 33-7 win over Northern Illinois, recording one reception for five yards . . . saw action in 13-3 win over Iowa State, recording one reception for three yards . . . saw action in 38-14 win over Northern Iowa, recording one reception for seven yards as offense gained 545 yards total offense . . . recorded one solo tackle on special teams . . . saw action in 28-17 loss to #18 Wisconsin, but had no statistics . . . saw action in 48-31 win at Minnesota, but had no statistics as offense gained 420 yards total offense . . . saw action in 42-16 win at Indiana, recording one rushing attempt for nine yards as offense gained 479 yards total offense . . . did not see action in 23-0 win over Maryland due to injury . . . did not see action in 30-24 loss at #17 Penn State due to injury . . . did not see action in 38-36 loss at Purdue due to injury . . . saw action in 14-10 loss to Northwestern, but had no statistics . . . suffered injury late in Northwestern game and missed remainder of season.

2017 -- Did not see action in 24-3 win over Wyoming . . . did not see action in 44-41 OT win at Iowa State . . . saw first action of career in 31-14 win over North Texas as offense gained 435 yards total offense, but had no statistics . . . did not see action in 21-19 loss to #4 Penn State . . . did not see action in 17-10 loss at Michigan State . . . saw action in 45-16 win over Illinois, but had no statistics as offense gained 441 yards total offense . . . saw action in 17-10 OT loss at Northwestern, but had no statistics . . . did not see action in 17-10 win over Minnesota . . . did not see action in 55-24 win over #3 Ohio State . . . did not see action in 38-14 loss at #6 Wisconsin . . . saw action in 24-15 loss to Purdue, but had no statistics . . . saw action in 56-14 win at Nebraska as offense rushed for 313 yards and gained 505 yards total offense . . . one punt return for 12 yards at Nebraska, his first return of the season . . . saw action in 27-20 Pinstripe Bowl win over Boston College, but had no statistics.

High school honors -- Earned first-team all-conference, all-region, and all-area honors as a senior . . . honorable mention all-state as a junior . . . first-team all-conference and all-region as a junior . . . **Career** -- Three-year football letterman as quarterback and defensive back . . . holds school records for receptions, yards, and receiving touchdowns in a season and career . . . helped prep team post two-year record of 25-3, while reaching state championship game as a junior and winning state title as a senior . . . recorded 50 receptions for 1,024 yards and 17 touchdowns as a senior, including four receptions for 78 yards and one touchdown in Division 3 championship game . . . collected 40

receptions for 865 yards and 14 touchdowns as a junior, with 93 yards on kickoff returns and 186 yards on punt returns . . . as a sophomore had 15 receptions for 150 yards and three touchdowns, with 129 yards on kickoff returns and 121 yards on punt returns . . . team captain as a senior . . . lettered in basketball (3), baseball (1), lacrosse (1), and track (4) . . . member of 400-meter relay team that won 2016 state title . . . state qualifier in long jump.

Personal -- Born 4/16/99 in Indianapolis . . . business major . . . carried a 3.93 prep GPA . . . parents are Sharon and Steve Cooper . . . high school coach was Bill Young.

Career Receiving Bests

Receptions: _____ 1, three times, last vs. Northern Iowa, 9/15/18
Yards: _____ 7 vs. Northern Iowa, 9/15/18
Long: _____ 7 vs. Northern Iowa, 9/15/18

Career Rushing Bests

Attempts: _____ 1 at Indiana, 10/13/18
Yards: _____ 9 at Indiana, 10/13/18
Long: _____ 9 at Indiana, 10/13/18

Career Punt Return Bests

Number _____ 1 at Nebraska, 11/24/17
Yards: _____ 12 at Nebraska, 11/24/17
Long: _____ 12 at Nebraska, 11/24/17

Game-By-Game Stats

Receiving

2017	No.	Yds.	TD	Lng
Wyoming	DNP			
at IA State	DNP			
N. Texas	0	0	0	---
PSU	DNP			
at MSU	DNP			
Illinois	0	0	0	---
at N'western	0	0	0	---
Minnesota	DNP			
Ohio State	DNP			
at Wisconsin	DNP			
Purdue	0	0	0	---
at Nebraska	0	0	0	---
Boston C. (n)	0	0	0	---
Totals	0	0	0	---

Receiving

2018	No.	Yds.	TD	Lng
N. Ill.	1	5	0	5
IA State	1	3	0	3
N. Iowa	1	7	0	7
Wisconsin	0	0	0	---
at Minn.	0	0	0	---
at Ind.	0	0	0	---
Maryland	DNP			
at PSU	DNP			
at Purdue	DNP			
N'western	0	0	0	---
at Illinois	INJ			
Nebraska	INJ			
Miss. State (n)	INJ			
Totals	3	15	0	7

Career Statistics

Receiving	No.	Yds.	Avg.	TD	Lng
Freshman	0	0	---	0	---
Sophomore	3	15	5.0	0	7
Career	3	15	5.0	0	7

Rushing	No.	Yds.	Avg.	TD	Lng
Freshman	0	0	---	0	---
Sophomore	1	9	9.0	0	9
Career	1	9	9.0	0	9

Punt Returns

2017	No.	Yds.	TD	Lng
Wyoming	DNP			
at IA State	DNP			
N. Texas	0	0	0	---
PSU	DNP			
at MSU	DNP			
Illinois	0	0	0	---
at N'western	0	0	0	---
Minnesota	DNP			
Ohio State	DNP			
at Wisconsin	DNP			
Purdue	0	0	0	---
at Nebraska	1	12	0	12
Boston C. (n)	0	0	0	---
Totals	1	12	0	12

Punt Returns

2018	No.	Yds.	TD	Lng
N. Ill.	0	0	0	---
IA State	0	0	0	---
N. Iowa	0	0	0	---
Wisconsin	0	0	0	---
at Minn.	0	0	0	---
at Ind.	0	0	0	---
Maryland	DNP			
at PSU	DNP			
at Purdue	DNP			
N'western	0	0	0	---
at Illinois	INJ			
Nebraska	INJ			
Miss. State (n)	INJ			
Totals	0	0	0	---

Punt Returns	No.	Yds.	Avg.	TD	Lng
Freshman	1	12	12.0	0	12
Sophomore	0	0	---	0	---
Career	1	12	12.0	0	12



15 - - Dallas Craddieth (CRAD-ith) Defensive Back

5-11, 205, Redshirt Freshman
St. Louis, Mo. (Hazelwood Central HS)


2019 - - Not listed on depth chart following spring practice.

2018 - - Redshirted ... did not see any game action.

High school honors - - Named conference Defensive Player of the Year as a senior ... first-team all-state as

a senior ... second-team all-state as a sophomore and junior ... first-team all-conference as a sophomore, junior, and senior ... second-team all-conference as a freshman ... Newcomer of the Year as a freshman ... **Career** - - Prep team advanced to state playoffs four straight years, posting four-year record of 41-7 ... recorded 66 tackles as a senior, with one sack ... recorded four reception for 56 yards, with one receiving touchdown and one rushing touchdown, along with six returns for 158 yards ... as a junior recorded 78 tackles, with two sacks ... 13 receptions for 458 yards and five touchdowns as a junior, with 16 returns for 292 yards ... collected 44 tackles as a sophomore, with four interceptions ... scored seven total touchdowns, with 19 rushing yards, 300 receiving yards and 187 yards on returns ... recorded 48 tackles and four interceptions as a freshman, with one touchdown ... team captain as a senior ... also lettered in basketball and track.

Personal - - Born 8/15/99 ... open major ... member of National Honor Society and prep Honor Roll ... mother is Keyisha Watson ... high school coach was Brent Chojnacki.



41 - - Colton Dinsdale Linebacker

5-11, 225, Senior
Reinbeck, Iowa (Gladbrook-Reinbeck HS)
Iowa Western CC

2019 - - Not listed on depth chart following spring practice.

2018 Honors - - Team Leader Award, defense ...

2018 - - Saw only action of the season in 63-0 win at Illinois, but had no statistics as defense allowed just

216 yards total offense.

Junior College - - Earned second-team all-region honors by the ICCAC ... NJCAA All-Academic ... played just four games as a freshman due to injury ... recorded 47 tackles as a senior, with one sack, one interception and one pass break-up ... team participated and won the Graphic Edge Bowl in 2017.

High school honors - - Named to Des Moines Register Elite All-State team as a senior on defense ... Iowa Newspaper Association first-team all-state and captain of Class A all-state team as a senior ... selected to participate in Iowa Shrine Bowl ... recipient of IHSAA Bernie Saggau Award ... finalist for Ed Thomas Mr. Football Award ... also first-team all-district as wide receiver ... first-team all-district on offense as a senior and first-team all-district on defense as a sophomore ... second-team all-district as a freshman receiver, while being named state of Iowa Freshman of the Year by lowaprep.com ... **Career** - - Four-year football letterman while playing linebacker, fullback, running back, wide receiver and return specialist ... prep team reached state playoffs as a freshman and sophomore ... team reached state title game as a junior and won state championship as a senior ... holds career school records for receiving yards, receiving touchdowns, and tackles ... recorded 94.5 tackles as a senior, including 51 solo stops and 43.5 assists, with eight tackles for loss, one sack, and one interception return for a score ... rushed 25 times for 350 yards and had 36 receptions for 579 yards as a senior, with 14 total touchdowns ... averaged 47.2 yards on KO returns and 22 yards per

punt return, with three return touchdowns ... totaled 58 tackles as a junior, including 32 solo stops and 26 assists, with seven tackles for loss, 1.5 sacks, two interceptions and one fumble return for a 67-yard touchdown ... on offense totaled 358 rushing yards and 324 receiving yards, with eight touchdowns ... as a sophomore totaled 54 tackles, including 34 solo stops and 20 assists, with eight tackles for loss, two interceptions and one recovered fumble ... on offense had 35 rushing yards and 376 receiving yards, with four touchdowns ... as a freshman recorded 29.5 tackles, with six tackles for loss, one sack and one interception, while gaining 18 rushing yards and 588 receiving yards, while scoring five touchdowns ... team captain as a junior and senior ... also lettered in basketball, soccer and track.

Personal - - Born 8/13/97 ... enterprise leadership major ... earned first-team All-Academic honors for three straight years ... Academic All-State by Iowa Football Coaches Association as a senior ... parents are Lora and Kirk Dinsdale ... high school coach was John Olson ... junior college coach was Scott Strohmeier.



43 - - Dillon Doyle Linebacker

6-3, 235, Redshirt Freshman
Iowa City, Iowa (West HS)

Hawk Item - - Used 2018 redshirt season after seeing action in four games ... one of 12 true freshmen to see action in 2018 ... enrolled in 2018 spring semester and participated in spring practice ... earned Dean's List recognition, fall, 2018.

2019 - - Listed as second team middle linebacker following spring practice.

2018 - - Saw action in four games, recording two assisted tackles while playing primarily on special teams ... saw action in 33-7 win over Northern Illinois, but had no statistics as defense allowed just 211 yards total offense ... saw action in 23-0 win over Maryland, recording one assisted tackle as defense allowed just 39 offensive plays and 115 yards total offense ... saw action in 31-28 win over Nebraska, recording one assisted tackle ... saw action in 27-22 Outback Bowl win over #18 Mississippi State, but had no statistics.

High school honors - - Finalist for Gatorade Player of the Year as a senior ... preseason Butkus High School Watch List as a senior ... named to All-Iowa Elite football team as a senior ... district Defensive Player of the Year as a senior ... first-team all-district as junior and senior ... **Career** - - Two-year letterman as linebacker and tight end ... helped prep team post two-year record of 22-4 in final two seasons, reaching state championship game each year ... recorded 73 tackles as a senior, with 12 tackles for loss, two sacks, and three fumble recoveries ... on offense recorded 19 receptions for 242 yards and four touchdowns, along with 28 yards on three punt returns ... 85 tackles as a junior, with five tackles for loss, one sack, and one interception ... had 12 receptions for 152 yards and three touchdowns as a junior ... team captain as a senior ... competed in high jump and sprints for prep track team.

Personal - - Born 4/19/2000 ... human physiology major ... member of National Honor Society with a 4.0 GPA throughout prep career ... academic all-conference ... parents are Tia and Chris Doyle ... father is head strength and conditioning coach for Iowa football program ... one of three players from Iowa City on the Iowa roster ... attended same high school as WR Oliver Martin and DB John Milani ... high school coach was Garrett Hartwig.

Career Bests

Tackles: _____ 1, twice, last vs. Nebraska, 11/23/18

Assists: _____ 1, twice, last vs. Nebraska, 11/23/18

Game-by-Game Defensive Stats

2018	Solo-Ast.	2018	Solo-Ast.
N. Ill.	0-0	at PSU	DNP
IA State	DNP	at Purdue	DNP
N. Iowa	DNP	N'western	DNP
Wisconsin	DNP	at Illinois	DNP
at Minn.	DNP	Nebraska	0-1
at Ind.	DNP	Miss. State (n)	0-0
Maryland	0-1	Totals	0-2

Career Statistics

Defense	Solo	Ast.	Total	T/Loss	Sacks	QBH	PBU	FF	RF
Freshman	0	2	2	0/0	0/0	0	0	0	0


1 - - *Keith Duncan
Kicker
5-10, 180, Junior
Weddington, North Carolina (Weddington HS)

Hawk-Item - - One of 10 true freshmen to see action in 2016 ... only walk-on true freshman to see action ... earned Dean's List recognition, fall, 2018.

2019 - - Listed as co-first team kicker following spring practice.

2018 - - Did not see any game action.

2017 - - Redshirted.

2016 Honors - - Coaches Appreciation Award, special teams ... named Big Ten Conference Special Teams Player of the Week vs. Michigan after connecting on 2-of-2 field goals, including the game-winner on the final play of the game ...

2016 - - Handled majority of PAT and field goal attempts throughout the season ... connected on 38-39 PAT attempts (one blocked) and 9-11 field goal attempts, scoring 65 points ... handled all PAT and field goal attempts in 45-21 win over Miami ... handled all PAT attempts in 42-3 win over Iowa State, converting all six attempts, but had no field goal attempts ... handled all PAT attempts in 23-21 loss to North Dakota State, converting all three attempts, with no field goal attempts ... handled all PAT attempts in 14-7 win at Rutgers, making both PAT kicks, with no field goal attempts ... handled all PAT and field goal duties in 38-31 loss to Northwestern ... connected on all four PAT attempts and only field goal attempt (24 yards) vs. Northwestern to remain perfect through five games ... saw action in 14-7 win at Minnesota, converting on both field goal attempts ... remained perfect on the season with field goals of 22 and 28 yards and Minnesota ... Iowa converted two-point conversion following only touchdown ... handled all PAT attempts in 49-35 win at Purdue, connecting on all seven PAT attempts to remain perfect on the season ... saw action in 17-9 loss to #10 Wisconsin ... connected on 2-3 field goal attempts vs. Wisconsin, including a best of 41 yards ... also connected from 25 yards, while his first miss of the season came from 38 yards ... saw action in 41-14 loss at #12 Penn State, connecting on both PAT attempts, while not attempting a field goal ... saw action in 14-13 win over #2 Michigan, connecting on both field goal attempts ... connected on game-winning field goal from 33 yards on final play of the game to provide winning margin ... also connected on 25-yard field goal in the third quarter to provide an 11-10 advantage ... handled all PAT attempts in 28-0 win at Illinois, and had no field goal attempts ... handled all PAT attempts in 40-10 win over #15 Nebraska ... connected on 4-5 PATs vs. Nebraska, with win attempt being blocked ... handled all field goal attempts in 30-3 Outback Bowl loss to #17 Florida, connecting from 36 yards and missing from 30 yards.

High School honors - - Named to MaxPreps first team All-America team as a senior ... first team all-state as a senior by Associated Press, Charlotte Observer and NC Preps ... All- UCHSF ... Chris Sailer All-American and winner of Chris Sailer Award ... Union County SCC Special Teams Player of the Year ... semifinalist for National Kicker of the Year ... Touchdown Club Student Athlete of the Year ... Charlotte Kicker of the Year as a junior and senior ... South Charlotte Sports Report Gridiron Great ... Union Power Gridiron Clash MVP ... first team all-state (NC Preps) and all-county as a junior, and MaxPreps second team All-American ... second team all-conference as a sophomore ... **Career** - - Four-year varsity kicker, scoring 367 career points ... helped prep team win

three conference titles in four seasons ... team reached state title game as a junior and regional championship as a senior ... connected on 22-of-29 field goal attempts as a senior with a long of 54 yards, and five of over 50 yards, with the seven misses coming from 53-yards and beyond ... did not miss from 50-yards and in (17-17) ... made all 60 PAT attempts while scoring 126 points ... as a junior made 17-22 field goal attempts, with a long of 48 yards, and 60-62 PAT kicks while scoring 111 points ... scored 73 points as a sophomore, making 7-9 field goals and all 52 PAT attempts ... as a freshman made all five field goal attempts and 42-45 PAT kicks, with three blocks, while scoring 57 points ... records include state records for consecutive PATs (104), season field goals (22), career field goals (51), and most field goals over 50 yards in a season (5) ... holds county records for season and career field goals, season and career scoring, and season and career touchbacks.

Personal - - Born 2/19/98 in Arlington, Texas ... sport and recreation management major ... member of National Society of High School Scholars, National Youth Leadership Forum, Washington, D.C. Law & CSI, National Academy of Future Scientists Award of Excellence and Weddington HS Excelsior Award ... parents are Jennifer and Stuart Duncan ... high school coach was Tim Carson.


Career Bests

Field Goals:	2, twice, last vs. Wisconsin, 10/22/16
FG Attempts:	3 vs. Wisconsin, 10/22/16
Long:	41 vs. Wisconsin, 10/22/16
PATs:	7 at Purdue, 10/15/16
PAT Attempts:	7 at Purdue, 10/15/16

Career Statistics

Scoring	FGs	Lng	PATs	Points
Freshman	9-11	41	38-39	62
Sophomore	0-0	---	0-0	---
Career	9-11	41	38-39	62

Field Goals	1-19	20-29	30-39	40-49	50+	Total	Blk
Freshman	0-0	6-6	2-4	1-1	0-0	9-11	---
Sophomore	0-0	0-0	0-0	0-0	0-0	---	---
Career	0-0	6-6	2-4	1-1	0-0	9-11	---


1 - - *Wes Dvorak
Defensive Back
6-0, 200, Senior
Parkston, South Dakota (Parkston HS)
(Morningside College)

Hawk Item - - member of 2019 Leadership Group.

2019 - - Not listed on depth chart following spring practice.

2018 - - Did not see any action due to spring injury.

2017 - - Saw first action of career in 24-3 win over Wyoming, playing on special teams, but had no statistics ... saw action on special teams in 44-41 OT win at Iowa State, but had no statistics ... saw action on special teams in 31-14 win over North Texas, but had no statistics ... saw action on special teams in 21-19 loss to #4 Penn State, but had no statistics ... saw action on special teams in 17-10 loss at Michigan State, but had no statistics ... saw action in 45-16 win over Illinois, but had no statistics ... saw action on special teams in 17-10 OT loss at Northwestern, but had no statistics ... saw action on special teams in 17-10 win over Minnesota, but had no statistics as defense allowed just 281 yards total offense ... saw action on special teams in 55-25 win over #3 Ohio State, recording one solo tackle for first career stop ... saw action on special teams in 38-14 loss at #6 Wisconsin, but had no statistics ... saw action on special teams in 24-15 loss to Purdue, but had no statistics ... saw action in 56-14 win at Nebraska, recording one assisted tackle as defense allowed 67 rushing yards and just 267 yards total offense ... saw action on special teams in 27-20 Pinstripe Bowl win over Boston College, but had no statistics.

2016 - - Redshirted after joining the team as a walk-on ... did not see any game action.

Honors -- Earned first team all-state and all-conference honors as a junior and senior... honorable mention Gatorade Player of the Year as a senior... **Career** -- Three-year letterman as running back and defensive back... helped prep team win state title as a senior after placing second in the state the previous season... undefeated in final season... team captain as a senior... also lettered in wrestling and track.

Personal -- Born 2/06/97... sport and recreation management major... father is Robert Dvorak... attended same high school as DL Brady Reiff... high school coaches were Eric Norden and Sean Spurrell.

Career Bests

Tackles: _____ 1, twice, last at Nebraska, 11/24/17
Solos: _____ 1 vs, Ohio State, 11/4/17
Assists: _____ 1 at Nebraska, 11/24/17

Game-by-Game Defensive Stats

2017	Solo-Ast.	2018	Solo-Ast.
Wyoming	0-0	No. Ill.	INJ
at IA State	0-0	IA State	INJ
N. Texas	0-0	N. Iowa	INJ
PSU	0-0	Wisconsin	INJ
at MSU	0-0	at Minn.	INJ
Illinois	0-0	at Ind.	INJ
at N'western	0-0	Maryland	INJ
Minnesota	0-0	at PSU	INJ
Ohio State	1-0	at Purdue	INJ
at Wisconsin	0-0	N'western	INJ
Purdue	0-0	at Illinois	INJ
at Nebraska	0-1	Nebraska	INJ
Boston C. (n)	0-0	Miss. State (n)	INJ
Totals	1-1	Totals	0-0

Career Statistics

Defense	Solo	Ast.	Total	T/Loss	Sacks	In-Yds.	PBU	FF	RF
Freshman	0	0	0	0/0	0/0	0-0	0	0	0
Sophomore	1	1	2	0/0	0/0	0-0	0	0	0
Career	1	1	2	0/0	0/0	0-0	0	0	0



55 - Luke Empen

Offensive Line


6-4, 270, Redshirt Freshman

Clinton, Iowa (Northeast Goose Lake HS)

2019 -- Not listed on depth chart following spring practice.

2018 -- Redshirted after joining the team as a walk-on.

Personal -- Born 6/10/99... health and human physiology major... parents are Julie and Bill Empen... high school coach was Jerad Block.



94 - **A.J. Epenesa ^

(EPP-uh-NESS-uh)

Defensive End

6-6, 280, Junior

Glen Carbon, Illinois (Edwardsville HS)

Hawk Item -- Led the Big Ten and ranked 12th nationally in sacks (10.5) in 2018... ranked second in Big Ten and 16th nationally with four forced fumbles... ranked fourth in Big Ten in tackles for loss (16.5)... one of two true freshmen named to 2017 Leadership Group... one of 10 true freshmen to see action in 2017.

2019 Honors -- Named to Lott IMPACT Trophy Watch List... preseason first-team All-America by Athlon Sports... preseason second-team All-America by Phil Steele... preseason first-team All-Big Ten by Athlon Sports and Phil Steele... **2019** -- Listed as first team defensive end following spring practice.

2018 Honors -- One of five finalists for Polynesian Player of the year... first-team All-Big Ten by league media and second team by league coaches... first-team All-Big Ten by Phil Steele... second-team All-Big Ten by Associated Press... Coaches Appreciation Award, defense... named Co-Defensive Player of the Week in The Big Ten following win at Illinois... named Co-Defensive Player of the Week in the Big Ten following win over Iowa State... also Big Ten Defensive Player of the Week vs. Iowa State by College Sports Madness... named to preseason Watch List for Polynesian College Player of the Year... preseason fourth-team All-Big Ten by Athlon Sports... **2018** -- Saw action in all 13 games, leading the team in tackles for loss (16.5-81) and sacks (10.5-66) while recording 37 tackles, four pass break-ups, eight QB pressures, four forced fumbles and a blocked punt... saw action in 33-7 win over Northern Illinois as defense allowed just 211 yards total offense... recorded one solo tackle and three assists vs. NIU, with one sack, one forced fumble and two QB pressures... saw action in 13-3 win over Iowa State as defense allowed just 19 net rushing yards and 188 yards total offense... five tackles vs. ISU, including three solo stops and two assists... recorded two sacks vs. ISU, with one including a forced fumble recovered by Iowa... also had one break-up vs. ISU... saw action in 38-14 win over Northern Iowa as defense allowed just six net rushing yards and 222 yards total offense... recorded one solo tackle and two assists vs. UNI, including one sack, to go with one QB pressure... saw action in 28-17 loss to #18 Wisconsin, recording one assisted tackle and one QB pressure... saw action in 48-31 win at Minnesota, recording one assisted tackle as defense allowed just 86 net rushing yards... saw action in 42-16 win at Indiana as defense allowed just 67 net rushing yards... one solo tackle and one assist at Indiana, including one QB sack... saw action in 23-0 win over Maryland as defense allowed just 39 offensive plays and 115 yards total offense... recorded three tackles vs. Maryland, including two solo stops and one assist... totals included two tackles for loss, one sack and one QB pressure... saw action in 30-24 loss at #17 Penn State, recording one solo tackle for a four-yard loss and one QB pressure... saw action at defensive tackle in 38-36 loss at Purdue... recorded two solo tackles at Purdue, including one sack and tackle for loss... saw action in 14-10 loss to Northwestern... recorded three tackles vs. Northwestern, with two solo stops and one assist, including one tackle for loss... saw action in 63-0 win at Illinois at defense allowed just 216 yards total offense... career-best eight tackles at Illinois, including five solo stops and three assists... recorded 3.5 tackles for loss and 1.5 sacks at Illinois... caused and recovered a fumble at Illinois, returning the recovery 19 yards for a touchdown... blocked punt and credited with 16 yard return at Illinois that led to Iowa touchdown on the following play, to go with a pass break-up and QB pressure... saw action in 31-28 win over Nebraska... two solo tackles vs. Nebraska, including two tackles for loss and one sack, along with one pass break-up and one QB pressure... saw action in 27-22 Outback Bowl win over #18 Mississippi State... one solo tackle and one assist vs. MSU, including one sack, one forced fumble, one pass break-up and one QB pressure... forced fumble led to Iowa recovery and resulted in Iowa touchdown.

2017 Honors -- Big Ten Conference All-Freshman team by BTN.com... **2017** -- Recorded 15 tackles, including eight solo stops and seven assists, along with 5.5 tackles for loss, 4.5 sacks, one pass break-up and one forced fumble... saw action in 24-3 opening win over Wyoming as defense allowed just 233 yards total offense... recorded one solo tackle and one assist vs. Wyoming, with one sack... saw action in 44-41 OT win at Iowa State, recording one sack and one QB pressure... saw action in 21-19 loss to #4 Penn State... one solo tackle vs. PSU, which was a QB sack that forced a fumble recovered by

Iowa ... also credited with three QB pressures ... saw action in 17-10 loss at Michigan State ... recorded career-best three tackles at MSU, with one solo tackle and two assists ... also had one 15-yard pass reception to convert a fourth down opportunity ... saw action at defensive end in 45-16 win over Illinois, recording one solo tackle and one assist ... saw action in 17-10 OT loss at Northwestern, recording two QB pressures ... saw action in 17-10 win over Minnesota, recording two assisted tackles and one QB pressure as defense allowed just 281 yards total offense ... saw action in 55-24 win over #3 Ohio State, recording one pass break-up ... saw action in 38-14 loss at #6 Wisconsin ... recorded one solo tackle at Wisconsin, a sack for minus five yards ... saw action in 24-15 loss to Purdue ... career-best two solo tackles, including one sack, along with one QB pressure vs. Purdue ... saw action in 56-14 win at Nebraska as defense allowed 67 rushing yards and just 267 yards total offense ... recorded one solo tackle, which was a tackle for loss, at Nebraska.

High school honors - - Earned All-America recognition during final three years of prep career ... earned first-team all-state and all-conference honors for three straight years, and was also named first-team all-conference as a freshman ... selected to compete in U.S. Army All-American Bowl and Polynesian Bowl ... named defensive MVP of Polynesian Bowl after recording five tackles, including two sacks and two forced fumbles ... **Career** - - Earned four letters in football, basketball, and track ... led prep team to state playoffs four straight years, with overall record of 40-6 ... helped prep team win three straight conference championships ... recorded 31 solo tackles and 26 assists as a senior, with 13 tackles for loss, five sacks, 14 quarterback pressures and nine blocked kicks ... team captain as a senior ... scored over 1,000 career points for prep basketball team ... earned All-America recognition in track ... set Illinois state record with discus throw of 205-11 as a junior ... won state discus title as a senior ... scored 37 career points in three trips to state track championships, earning two individual gold and two team gold medals ... averaged scoring and rebounding double-double in basketball as a senior.

Personal - - Born 9/15/98 in Oak Park, Kansas ... communication studies major ... parents are Stephanie and Eppy Epenesa ... father is an Iowa football letterman ... high school coach was Matt Martin.

Career Bests


Tackles: _____ 8 at Illinois 11/17/18
 Solos: _____ 5 at Illinois, 11/17/18
 Assists: _____ 3, twice, last at Illinois, 11/17/18
 QB Sacks: _____ 2 vs. Iowa State, 9/8/18
 Tackles for Loss: _____ 3.5 at Illinois, 11/17/18
 Forced Fumble: _____ 1, five times, last vs. Mississippi State, 1/1/19
 Recovered Fumble: _____ 1 at Illinois, 11/17/18
 Touchdown: _____ 1 at Illinois, 11/17/18
 Blocked Punt: _____ 1 at Illinois, 11/17/18
 Pass Break-Up: _____ 1, five times, last vs. Mississippi State, 1/1/19
 QB Pressures: _____ 3 vs. Penn State, 9/23/17

Game-by-Game Defensive Stats

2017	Solo-Ast.	2018	Solo-Ast.
Wyoming	1-1	N. Ill.	1-3
at IA State	0-1	IA State	3-2
N. Texas	0-0	N. Iowa	1-2
PSU	1-0	Wisconsin	0-1
at MSU	1-2	at Minn.	0-1
Illinois	1-1	at Ind.	1-1
at N'western	0-0	Maryland	2-1
Minnesota	0-2	at PSU	1-0
Ohio State	0-0	at Purdue	2-0
at Wisconsin	1-0	N'western	2-1
Purdue	2-0	at Illinois	5-3
at Nebraska	1-0	Nebraska	2-0
Boston C. (n)	0-0	Miss. State (n)	1-1
Totals	8-7	Totals	21-16

Career Statistics

Defense	Solo	Ast.	Total	T/Loss	Sacks	In-Yds.	PBU	QBH	FF	RF
Freshman	8	7	15	5.5/25	4.5/24	0-0	1	8	1	0
Sophomore	21	16	37	16.5/81	10.5/66	0-0	4	8	4	1
Career	29	23	52	22/106	15/90	0-0	5	16	5	1



13 - - Joe Evans

Linebacker
6-2, 240, Redshirt Freshman
Ames, Iowa (Ames HS)

2019 - - Not listed on depth chart following spring practice.

2018 - - Redshirted after joining the team as a walk-on.

High school honors - - Earned all-state honorable mention honors as a senior ... first-team all-conference as a junior and senior ... honorable mention all-conference as a sophomore ... **Career** - - Three-year football letterman as linebacker and quarterback ... three-year starter at quarterback ... football team captain as a junior and senior, first time ever at Ames HS ... holds school records for career touchdowns and all-purpose yards ... rushed for 771 yards and 11 touchdowns, while passing for 2,438 yards and 25 touchdowns as a senior ... recorded 60 tackles and forced two fumbles ... as a junior rushed for 614 yards and 10 touchdowns, while passing for 1,580 yards and 13 touchdowns ... as a sophomore rushed for 439 yards and five touchdowns, to go with 1,276 passing yards and 17 touchdowns, while helping prep team reach state playoffs ... also lettered in track and basketball.

Personal - - Born 6/29/99 ... open major ... carried a 3.2 prep GPA ... parents are Abby and Spence Evans ... father Spence Evans also played football at Iowa ... high school coach was Bruce Vertanen.



22 - - Samson Evans

Wide Receiver
6-0, 210, Redshirt Freshman
Crystal Lake, Ill. (Prairie Ridge HS)


Hawk Item - - Earned Dean's List recognition, fall, 2018, and spring, 2019.

2019 - - Not listed on depth chart following spring practice.

2018 - - Redshirted ... did not see any game action.

High school honors - - Named Illinois Gatorade Player of the Year, and Chicago Sun-Times, Champaign News-Gazette, and Northwest Herald Player of the Year as a senior ... earned first-team all-state and all-conference honors as a junior and senior ... named to Northwest Herald All-Area team three straight seasons ... all-conference and all-state honorable mention as a sophomore ... **Career** - - four-year football letterman while playing quarterback, wide receiver, and linebacker, along with returning kicks and punts ... helped prep team win back-to-back state titles (28-0) as a junior and senior ... career rushing total ranks seventh in state history ... holds school records for career rushing yards (6,386), career rushing touchdowns (111), career passing touchdowns (31), and career touchdowns (155) ... career rushing touchdowns ranks third best in state history ... rushed for 2,092 yards and 38 touchdowns as a senior, with 610 passing yards, eight scoring passes, and two kick return touchdowns ... rushed for 2,211 yards and 42 touchdowns as a junior, with 814 passing yards and 14 touchdowns, with two kick return touchdowns ... rushed for 1,929 yards and 28 touchdowns as a sophomore, while passing for 723 yards and nine touchdowns, with three kick return touchdowns ... as a freshman rushed for 111 yards and three touchdowns, totaled 296 receiving yards and three touchdowns, and had three kick return touchdowns ... team captain as a senior ... two-year letterman in track while competing in long jump and sprints.

Personal - - Born 10/15/99 ... enterprise leadership major ... parents are Nancy and Matt Evans ... high school teammate of Iowa OL Jeff Jenkins ... high school coach was Chris Schremp.



54 - Matt Fagan
Offensive Line
6-5, 285, Freshman
Council Bluffs, Iowa (St. Albert HS)

Hawk Item -- Earned Dean's List recognition, spring, 2019.

Personal -- Born 6/29/99 . . . public health major . . . parents are Chris and Chuck Fagan . . . high school coach was Pat Ryan.



47 - Noah Feldman
Tight End
6-5, 235, Sophomore
West Liberty, Iowa (West Liberty HS)

Hawk-Item -- Joined team for 2018 spring practice as a walk-on.

2019 -- Not listed on depth chart following spring practice.

2018 Honors -- Academic All-Big Ten . . . **2018** -- Did not see any game action.

High school honors -- Earned first-team all-district honors as a senior, while being voted "Mr. Football" by teammates . . . named honorable mention all-district as a junior . . . **Career** -- Three-year football letterman as tight end and defensive end . . . holds school career records for receptions and receiving yards . . . totaled 37 receptions for 507 yards and five touchdowns as a senior . . . recorded 27.5 tackles, including nine tackles for loss and 7.5 sacks . . . also had 71 punt return yards and 172 yards on kickoff returns . . . 14 receptions for 140 yards and two touchdowns as a junior, along with 21 tackles on defense, including eight tackles for loss . . . 21 receptions for 208 yards and one touchdown as a sophomore . . . team captain as a junior and senior . . . also earned four letters in track and three in basketball and baseball.

Personal -- Born 12/11/98 . . . business major . . . member of Principal's Honor Roll four straight years . . . parents are Jana and Andy Feldman . . . high school coach was Jason Iske.



30 - Henry Geil (GILE)
Running Back
6-0, 215, Redshirt Freshman
Green Bay, Wis. (Preble HS)

Hawk-Item -- Redshirted in 2018 after seeing action in two games . . . one of 12 true freshmen to see action in 2018.

2019 -- Not listed on depth chart following spring practice.

2018 -- Rushed five times for 13 yards in 33-7 win over Northern Illinois as offense gained 209 net rushing yards . . . rushed 10 times for 24 yards in 38-14 win over Northern Iowa, with a long of seven yards.

High school honors -- Earned first-team all-conference and all-region honors as a senior . . . honorable mention all-conference as a junior . . . **Career** -- Four-year football letterman as running back and linebacker . . . ranks second all-time at Preble HS career in rushing attempts, yards (2,119), and touchdowns (32) . . . team advanced to state playoffs three straight seasons . . . rushed for 1,335 yards and 17 touchdowns as a senior, averaging 6.6 yards per carry . . . 131 rushing attempts for 784 yards and 14 touchdowns as a junior . . . recorded 12 receptions for 195 yards as a sophomore . . . as a ninth grader rushed for 1,586 yards and 13 touchdowns . . . team captain for three years . . . also earned two letters in both baseball and track.

Personal -- Born 7/1/2000 . . . enterprise leadership major . . . state forensic champion . . . member of Diversity Leadership Club for three years, serving

as president as a senior . . . three-year member of prep Honor Roll . . . Team Leadership Award . . . parents are Mary Schils and LeRoy Geil . . . one of two players from Green Bay on Iowa roster . . . high school coach was Timothy Larsen.

Career Rushing Bests

Attempts: _____ 10 vs. Northern Iowa, 9/15/18
Yards: _____ 24 vs. Northern Iowa, 9/15/18
Long: _____ 7 vs. Northern Iowa, 9/15/18

Game-By-Game Statistics

Rushing

2018 _____ **No.** _____ **Yds.** _____ **TD** _____ **Lng** _____

N. Ill. _____ 5 _____ 13 _____ 0 _____ 4

IA State _____ DNP _____

N. Iowa _____ 10 _____ 24 _____ 0 _____ 7

Wisconsin _____ DNP _____

at Minn. _____ DNP _____

at Ind. _____ DNP _____

Maryland _____ DNP _____

at PSU _____ DNP _____

at Purdue _____ DNP _____

N'western _____ DNP _____

at Illinois _____ DNP _____


Nebraska _____ DNP _____

Miss. State (n) DNP _____

Totals _____ **15** _____ **37** _____ **0** _____ **4**

Career Statistics

Rushing _____ **No.** _____ **Yds.** _____ **Avg.** _____ **TD** _____ **Lng** _____
Freshman _____ 15 _____ 37 _____ 2.5 _____ 0 _____ 7



2 - Ryan Gersonde (gir-SAUN-day)
Punter
6-4, 198, Sophomore
Milwaukee, Wisconsin (Marquette Univ. HS)

Hawk Item -- Used redshirt season in 2018 . . . one of 10 true freshmen to see action in 2017.

2019 -- Listed as co-first team punter following spring practice.

2018 -- Redshirted . . . only game action came as holder for PAT in 63-0 win at Illinois.

2017 -- Averaged 42.5 yards on 13 punts, with a long of 61 yards . . . saw first action of career in 45-16 win over Illinois, handling all punting duties . . . averaged 37.7 yards on three punts vs Illinois, with a long of 43 yards and one punt inside the 20 . . . averaged 52.6 yards on six punts in 17-10 OT loss at Northwestern, with a long of 61 yards, four punts over 50 yards and one punt inside the 20 . . . averaged 353.2 yards on five punts in 17-10 win over Minnesota, with a long of 50 yards.

High school honors -- Earned All-America honors as a senior . . . first-team all-conference, all-region, and all-state as a senior . . . first team all-conference as a junior after earning second team honors as a sophomore . . . **Career** -- Three-year football letterman as punter and wide receiver . . . helped prep team post three-year record of 28-8, with three state playoff appearances . . . averaged 40 yards per punt as a senior, with eight punts inside the 20 . . . team captain as a senior . . . also lettered in basketball.

Personal -- Born 10/02/98 . . . pre-business major . . . three-year member of prep Honor Roll . . . parents are Stacy and Tim Gersonde . . . high school coach was Jeff Mazurczak.

Career Punting Bests


Punts: _____ 5, twice, last vs. Minnesota, 10/28/17
 Average: _____ 52.6 (5) at Northwestern, 10/21/17
 Long: _____ 61 at Northwestern, 10/21/17

Game-by-Game Punting

2017	No.	Yds.	Avg.	Lng	2018	No.	Yds.	Avg.	Lng
Wyoming	DNP				N. Ill.	DNP			
at IA State	DNP				IA State	DNP			
N. Texas	DNP				N. Iowa	DNP			
PSU	DNP				Wisconsin	DNP			
at MSU	DNP				at Minn.	DNP			
Illinois	3	113	37.7	43	at Ind.	DNP			
at N'western	5	263	52.6	61	at Maryland	DNP			
Minnesota	5	176	35.2	50	at PSU	DNP			
Ohio State	DNP				at Purdue	DNP			
at Wisconsin	DNP				N'western	DNP			
Purdue	DNP				at Illinois	0	0	0	---
at Nebraska	DNP				Nebraska	DNP			
Boston C. (n)	DNP				Miss. State (n)	DNP			
Totals	13	552	42.5	61	Totals	0	0	0	---

Career Statistics

Punting	No.	Yds.	Avg.	Lng	50+	In-20	TB	Blk	FC
Freshman	13	552	42.5	61	4	2	1	0	2
Sophomore	0	0	---	0	0	0	0	0	0
Career	13	552	42.5	61	4	2	1	0	2


57 - - *Chauncey Golston
Defensive Line
6-5, 270, Junior
Detroit, Mich. (East English Village Prep)

Hawk Item - - Led the Big Ten and ranked sixth nationally with three fumble recoveries . . . spent time at both end and tackle positions during 2018 spring practice.

2019 Honors - - Preseason third-team All-Big Ten by Athlon Sports . . . **2019** - - Listed as first team defensive end following spring practice.

2018 Honors - - Team Hustle Award, defense . . . **2018** - - Saw action in all 13 games . . . led team with three fumble recoveries while recording 35 tackles . . . recorded nine tackles for loss and 3.5 sacks, with one interception, one pass break-up and three QB pressures . . . recorded first career fumble recovery in 33-7 win over Northern Illinois, along with three assisted tackles and one QB pressure . . . recorded one solo tackle in 13-3 win over Iowa State, along with second fumble recovery in as many weeks . . . recorded one solo tackle and one assist in 38-14 win over Northern Iowa as defense allowed just six net rushing yards and 222 yards total offense . . . matched career-high with three tackles (all solo), including one tackle for loss, in 28-17 loss to #18 Wisconsin . . . saw action in 48-31 win at Minnesota as defense allowed just 86 net rushing yards . . . recorded first career sack at Minnesota as one of three solo tackles . . . saw action in 42-16 win at Indiana as defense allowed just 67 net rushing yards . . . recorded two solo tackles at Indiana, including one sack . . . saw action in 23-0 win over Maryland as defense allowed just 39 offensive plays and 115 yards total offense . . . tied career-high with three tackles vs. Maryland, including one solo tackle and two assists, which included one tackle for loss . . . saw action in 30-24 loss at #17 Penn State . . . matched career-high with three tackles at Penn State, including a shared sack . . . saw action at defensive tackle in 38-36 loss at Purdue . . . recorded three tackles at Purdue to equal career high, with one solo stop and two assists . . . 1.5 tackles for loss at Purdue . . . saw action in 14-10 loss to Northwestern . . . career-best five tackles vs. Northwestern, with two solo stops and three assists, including one sack . . . saw action in 63-0 win at Illinois as defense allowed just 216 yards total offense . . . recorded four tackles at Illinois, including three solo stops and one assist . . . totals included two tackles for loss, one pass break-up and one QB pressure . . . saw action in 31-28 win over Nebraska, recording one assisted tackle and one QB pressure . . . saw action in 27-22 Outback Bowl win over #18 Mississippi State . . . collected two turnovers vs. MSU, including one fumble recovery and first career interception, with both leading to Iowa touchdowns . . . also recorded two solo tackles.

2017 - - Saw action in 12 games . . . recorded one solo tackle in 45-16 win over Illinois . . . recorded one solo tackle in 56-14 win at Nebraska.

2016 - - Redshirted.

High School honors - - First-team all-state, all-metro, and all-city as a senior... honorable mention all-city as a junior... **Career** - - Helped prep team reach state playoffs three straight years while winning 23 total games... recorded 43 tackles as a senior, with nine sacks... recorded 53 tackles as a junior with 13 sacks... team captain as a junior and senior.

Personal - - Born Feb. 10, 1998... sport studies major . . . mother is Linda Golston . . . member of National Honor Society . . . earned academic All-America recognition . . . one of two players from Detroit on Iowa roster . . . attended same high school as DL Cedrick Lattimore . . . high school coach was Rod Oden.

Career Bests


Tackles: _____ 5 vs. Northwestern, 11/10/18
 Solos: _____ 3, three times, last at Illinois, 11/17/18
 Assists: _____ 3, three times, last vs. Northwestern, 11/10/18
 Tackles for Loss: _____ 2 at Illinois, 11/17/18
 Pass Break-Up: _____ 1 at Illinois, 11/17/18
 Interception: _____ 1 vs. Mississippi State, 1/1/19
 QB Sack: _____ 1, three times, last vs. Northwestern, 11/10/18
 Recovered Fumble: _____ 1, three times, last vs. Mississippi State, 1/1/19
 QB Pressure: _____ 1, twice, last at Illinois, 11/17/18

Game-by-Game Defensive Stats

2017	Solo	Ast.	2018	Solo	Ast.
Wyoming	0-0		N. Ill.	0-3	
at IA State	0-0		IA State	1-0	
N. Texas	0-0		N. Iowa	1-1	
PSU	0-0		Wisconsin	3-0	
at MSU	DNP		at Minn.	3-0	
Illinois	1-0		at Ind.	2-0	
at N'western	0-0		Maryland	1-2	
Minnesota	0-0		at PSU	0-3	
Ohio State	0-0		at Purdue	1-2	
at Wisconsin	0-0		N'western	2-3	
Purdue	0-0		at Illinois	3-1	
at Nebraska	1-0		Nebraska	0-1	
Boston C. (n)	0-0		Miss. State (n)	2-0	
Totals	2-0		Totals	19-16	

Career Statistics

Defense	Solo	Ast.	Total	T/Loss	Sacks	QBH	Int.	PBU	FF	RF
Freshman	2	0	2	0/0	0/0	0	0-0	0	0	0
Sophomore	19	16	35	9/32	3.5/19	2	1-4	1	0	3
Career	21	16	37	9/32	3.5/19	2	1-4	1	0	3


8 - - **Matt Hankins ^
Defensive Back
6-0, 185, Junior
Lewisville, Texas (Marcus HS)

Hawk Item - - One of 10 true freshmen to see action in 2017 . . . first career start came in win at Nebraska.

2019 Honors - - Preseason third-team All-Big Ten by Athlon Sports . . . **2019** - - Listed as first team right cornerback following spring practice.

2018 - - Started at cornerback in all eight games in which he played, missing five games due to injury . . . recorded 48 tackles and three pass break-ups . . . started at cornerback in 33-7 win over Northern Illinois as defense allowed just 211 yards total offense . . . recorded one solo tackle and one assist vs. NIU, with one pass break-up . . . started at cornerback in 13-3 win over Iowa State as defense allowed just 19 net rushing yards and 188 yards total offense . . . career-best eight tackles vs. ISU, including five solo tackles and three assists . . . started at cornerback in 38-14 win over Northern Iowa as defense allowed just six net rushing yards and 222 yards total offense . . . six tackles vs. UNI, including three solo stops and three assists . . . started at



cornerback in 28-17 loss to #18 Wisconsin, recording one solo tackle and one assist... started at cornerback in 14-10 loss to Northwestern after missing six straight games... matched career best with eight tackles vs. Northwestern, including five solo stops and three assists, along with one pass break-up... started at cornerback in 63-0 win at Illinois, recording three assisted tackles as defense allowed just 216 yards total offense... started at cornerback in 31-28 win over Nebraska... career-best 10 tackles vs. Nebraska, including seven solo stops and three assists... started at cornerback in 27-22 Outback Bowl win over #18 Mississippi State... led team with nine tackles in bowl win, including seven solo stops, two assists and one pass break-up.

2017 -- Recorded 21 tackles, including 10 solo stops and 11 assists, along with two pass break-ups... saw action in 24-3 opening win over Wyoming, recording one solo tackle... saw action in 44-41 OT win at Iowa State, recording one assisted tackle... saw action in 31-14 win over North Texas, recording one solo tackle... saw action in 17-10 loss at Michigan State, recording one solo tackle... saw action in 45-16 win over Illinois, recording one solo tackle... saw action in 17-10 win over Minnesota, recording one assisted tackle as defense allowed just 281 yards total offense... career-best three tackles in 24-15 loss to Purdue, with one solo stop and two assists... started at cornerback in 56-14 win at Nebraska as defense allowed 67 rushing yards and just 267 yards total offense... career-best five tackles vs. Nebraska, including two solo stops and three assists, to go with one pass break-up... started at cornerback in 27-20 Pinstripe Bowl win over Boston College as defense allowed just 21 net rushing yards and 102 yards total offense in second half... career-best seven tackles vs. Boston College, including three solo stops and four assists, to go with one pass break-up.

High school honors -- Selected to participate in All-America Bowl following prep career... unanimous first-team all-district selection as a senior... first-team all-district as a junior... **Career** -- Three-year letterman... helped prep team advance to state playoffs as a junior... 27 solo tackles and six assists as a senior, with six pass break-ups... 34 solo tackles and 18 assists as a junior, with 13 pass break-ups, five tackles for loss, and two interceptions... recorded 20 solo stops and four assists as a sophomore, with nine pass break-ups... team captain as a senior.

Personal -- Born 2/22/99... enterprise leadership major... parents are Glennis and Darryl Hankins... high school coach was Gerry Stanford.

Career Bests


Tackles: _____ 10 vs. Nebraska, 11/23/18
Solos: _____ 7, twice, last vs. Mississippi State, 1/1/19
Assists: _____ 4 vs. Boston College, 12/27/17
Pass Break-Up: _____ 1, five times, last vs. Mississippi State, 1/1/19

Game-by-Game Defensive Stats

2017	Solo-Ast.	2018	Solo-Ast.
Wyoming	1-0	N. Ill.	1-1
at IA State	0-1	IA State	5-3
N. Texas	1-0	N. Iowa	3-3
PSU	0-0	Wisconsin	1-1
at MSU	1-0	at Minn.	INJ
Illinois	1-0	at Ind.	INJ
at N'western	0-0	Maryland	INJ
Minnesota	0-1	at PSU	INJ
Ohio State	0-0	at Purdue	DNP
at Wisconsin	DNP	N'western	5-3
Purdue	1-2	at Illinois	0-3
at Nebraska	2-3	Nebraska	7-3
Boston C. (n)	3-4	Miss State (n)	7-2
Totals	10-11	Totals	29-19

Career Statistics

Defense	Solo	Ast.	Total	T/Loss	Sacks	IN-YD	QBH	PBU	FF	RF
Freshman	10	11	21	0/0	0/0	0-0	0	2	0	0
Sophomore	29	19	48	0/0	0/0	0-0	0	3	0	0
Career	39	30	69	0/0	0/0	0-0	0	5	0	0



73 -- Cody Ince (INCE)

Offensive Line

6-4, 287, Redshirt Freshman


Balsam Lake, Wis. (Unity HS)

2019 -- Listed as second team left guard following spring practice.

2018 -- Redshirted... did not see any game action.

High school honors -- Earned first-team all-state honors on offense and honorable mention recognition on defense as a senior... first-team all-conference on both offense and defense as a junior and senior... all-region defensive end as a junior... honorable mention all-conference on defense as a freshman... **Career** -- Four-year football letterman as offensive and defensive lineman... helped team reach third level of playoffs as a junior and senior, while winning nine games as a sophomore and senior... recorded 65 solo tackles and 36 assists as a senior, with 21 tackles for loss, four sacks, four forced fumbles, and one recovered fumble... 40 solo stops and 72 assists as a junior, with 19 tackles for loss, 5.5 sacks, and one fumble recovery for a touchdown... as a sophomore collected 23 solo tackles and 64 assists, with one tackle for loss... 32 tackles as a freshman... team captain as a junior and senior... four-year letterman in baseball and three-year letterman in basketball.

Personal -- Born 12/18/99... enterprise leadership major... earned academic all-state honors... parents are Tammy and Marty Ince... high school coach was Cory Nelson.



77 -- **Alaric Jackson (AH-lair-ick)

Offensive Line

6-6, 320, Junior

Detroit, Mich. (Renaissance)

2019 Honors -- Preseason second-team All-America by Athlon Sports and Phil Steele... preseason first-team All Big Ten by Athlon Sports and Phil Steele... **2019** -- Listed as first team left tackle following spring practice.

2018 Honors -- Second-team All-Big Ten by league coaches and media... second-team All-Big Ten by Associated Press and Phil Steele... **2018** -- Started at left tackle in all 12 games in which he played... started at left tackle in 13-3 win over Iowa State... started at left tackle in 38-14 win over Northern Iowa as offense totaled 545 yards total offense... started at left tackle and played every offensive down in 28-17 loss to #18 Wisconsin... started at left tackle in 48-31 win at Minnesota as offense gained 420 yards total offense... started at left tackle and played every offensive down in 42-16 win at Indiana as offense gained 479 yards total offense... started at left tackle in 23-0 win over Maryland as offense gained 224 net rushing yards... started at left tackle and played every offensive down in 30-24 loss at #17 Penn State... started at left tackle and played every offensive down in 38-36 loss at Purdue... started at left tackle and played every offensive down in 14-10 loss to Northwestern... started at left tackle in 63-0 win at Illinois as offense gained 400 yards total offense... started at left tackle and played every offensive down in 31-28 win over Nebraska as offense rushed for 226 yards and gained 419 yards total offense... started at left tackle and played every offensive down in 27-22 Outback Bowl win over #18 Mississippi State.

2017 Honors -- Academic All-Big Ten... first team freshman All-America by FWAA... Big Ten Conference All-Freshman team by BTN.com... **2017** -- Started at left tackle and played every offensive down in 24-3 win over Wyoming... started at left tackle and played every offensive down in 44-41 OT win at Iowa State as offense gained 497 yards total offense... started at left tackle in 31-14 win over North Texas as offense gained 435 yards total offense... started at left tackle and played every offensive down in 21-19 loss to #4 Penn State... started at left tackle and played every offensive down in 17-10 loss at Michigan State... started at left tackle in 45-16 win over Illinois as offense gained 441 yards total offense... started at left tackle and played every offensive down in 17-10 OT loss at Northwestern... started at left tackle and played every offensive down in 17-10 win over Minnesota... started at left tackle and played every offensive down in 55-24 win over #3 Ohio State

as offense gained 487 yards total offense . . . started at left tackle and played every offensive down in 38-14 loss at #6 Wisconsin . . . started at left tackle and played every offensive down in 24-15 loss to Purdue . . . started at left tackle and played every offensive down in 56-14 win at Nebraska, as offense rushed for 313 yards and gained 505 yards total offense.

2016 -- Redshirted.

High School honors -- Named first-team all-state and all-city and listed as Top 10 player in the state of Michigan . . . third- team all-state as a junior . . . **Career** -- Played offensive and defensive line . . . helped prep team advance to state playoffs as a junior . . . set school record for sacks in a season... team captain as a senior . . . also participated for prep basketball, soccer, baseball, and track teams.

Personal -- Born 7/14/98, in Windsor, Ontario, Canada . . . enterprise leadership major . . . mother is Dionne Jackson . . . one of two players from Detroit on Iowa roster . . . high school coach was Lou Beatty.



5 - - Jestin Jacobs
Linebacker
6-4, 220, Freshman
Englewood, Ohio (Northmont HS)

Hawk Item -- Enrolled in 2019 spring semester and participated in spring practice.

2019 -- Not listed on depth chart following spring practice.

High school honors -- Named Army All-American as a senior . . . named first-team All-West Division, All-GWOC, and All-Southwest District as a senior . . . honorable mention All-Ohio as a senior . . . first-team All-West Division, All-GWOC, and All-Southwest District as a junior . . . **Career** -- Three-year letterman as linebacker and running back . . . helped prep team reach state playoffs as a junior and senior, with two-year record of 18-5 . . . recorded 52 tackles and four sacks as a senior, while rushing 51 times for 365 yards and seven touchdowns . . . as a junior recorded 74 tackles, including four sacks, three forced fumbles, and one interception . . . 14 tackles as a sophomore . . . team captain as a junior and senior.

Personal -- Born 1/25/2001 . . . open major . . . parents are Kristen and Seth Jacobs . . . high school coach was Tony Broering.



66 - - Dalles Jacobus
Defensive Line
6-0, 285, Junior
Palo, Iowa (Cedar Rapids, Kennedy HS)

2019 -- Not listed on depth chart following spring practice.

2018 -- Missed fall camp practice due to injury . . . did not see any game action.

2017 -- Did not see any game action.

2016 -- Redshirted after joining the team as a walk-on.

High School honors -- Earned first team all-state and all-district honors as a senior . . . named district Defensive Player of the Year as a senior . . . **Career** -- Two-year football letterman as offensive and defensive lineman . . . helped prep team reach state playoffs as a junior and senior, posting a 13-1 record his senior season . . . team captain as a senior . . . recorded 40 tackles as a senior, including 22 tackles for loss . . . on offense scored five touchdowns on 12 rushing attempts . . . also participated in track and field, wrestling and baseball as a prep . . . won state shot put title as a senior, hitting winning throw on final attempt.

Personal -- Born 9/23/98 . . . health and human physiology major . . . parents are Shelley and Eric Jacobus . . . attended same high school as TE Shaun Beyer . . . high school coach was Brian White.




75 - - Jeff Jenkins
Offensive Line
6-3, 266, Redshirt Freshman
Crystal Lake, Ill. (Prairie Ridge HS)

2019 -- Listed as second team center following spring practice.

2018 -- Redshirted . . . did not see any game action.

High school honors -- Named to Champaign News-Gazette all-state team as a senior . . . named to Northwest Herald All-Area team for three straight seasons . . . earned first-team all-state and all-conference honors as a junior and senior . . . all-conference and all-state honorable mention as a sophomore . . . earned all-conference honors as a freshman . . . **Career** -- Four-year letterman as offensive and defensive lineman . . . helped prep team post 28-0 record while winning state titles in junior and senior seasons . . . team posted 11-2 record as a sophomore . . . recorded 39 tackles as a senior, including eight tackles for loss, four sacks, and one interception . . . 38 tackles as a junior, with one tackle for loss and six sacks . . . 26 tackles as a sophomore, with six tackles for loss and five sacks . . . offensive unit averaged over 4.9 yards per rushing attempt for three straight seasons . . . team captain as a junior and senior . . . two-year track letterman in shot put.

Personal -- Born 6/7/2000 . . . enterprise leadership major . . . parents are Jean and John Jenkins . . . one of two players from Crystal Lake on Iowa roster . . . attended same high school as WR Samson Evans . . . high school coach was Chris Schremp.



12 - - D.J. Johnson
Defensive Back
5-10, 183, Redshirt Freshman
Indianapolis, Ind. (North Central HS)


Hawk-Item -- Redshirted after seeing action in three games . . . one of 12 true freshmen to see action in 2018.

2019 -- Listed as co-first team at outside linebacker/ nickel position following spring practice.

2018 -- Saw action in three games (Penn State, Illinois, Mississippi State) but had no statistics.

High school honors -- Earned first-team all-conference and all-county honors as a junior and senior . . . named Most Valuable Defensive Back as a senior . . . first-team all-conference as a sophomore . . . **Career** -- Four-year football letterman . . . team captain as a junior and senior . . . also lettered in basketball as member of prep team ranked first in the state and 25th nationally.

Personal -- Born 11/27/98 . . . open major . . . mother is Lashanda Santiago . . . one of three players from Indianapolis on Iowa roster . . . high school coach was Kevin O'Shea.



52 - - *Amani Jones ^**
Linebacker/Defensive End
5-11, 244, Senior
Chicago, Ill. (Phillips)

Hawk-Item -- One of 10 true freshmen to see action in 2016 . . . one of four sophomores named to 2017 Leadership Group . . . one of five juniors named to 2018 Leadership Group . . . member of 2019 Leadership Group.

2019 - - Listed as second team defensive end following spring practice.

2018 Honors -- Coaches Appreciation Award, special teams . . . **2018** - - Saw action in all 13 games, recording 22 tackles, including two tackles for loss and one sack . . . started at middle linebacker in 33-7 win over Northern Illinois as defense allowed just 211 yards total offense . . . recorded career-best six tackles vs. NIU, including four solo stops and two assists . . . saw action in 13-3 win over Iowa State, but had no statistics as defense allowed just 19 net rushing yards and 188 yards total offense . . . saw action in 38-14 win over Northern Iowa, recording one solo tackle as defense allowed just six net rushing yards and 222 yards total offense . . . saw action in 28-17 loss to #18 Wisconsin, recording one solo tackle and one assist . . . saw action at middle linebacker in 48-31 win at Minnesota as defense allowed just 86 net rushing yards . . . career-best nine tackles at Minnesota, including two tackles for loss and first career sack . . . saw action in 42-16 win at Indiana, recording one solo tackle as defense allowed just 67 net rushing yards . . . saw action in 63-0 win at Illinois, recording two solo tackles as defense allowed just 216 yards total offense . . . saw action in 31-28 win over Nebraska, recording one solo tackle.

2017 Honors -- Team Hustle Award, defense . . . **2017** -- Saw action in 12 games . . . recorded one solo tackle 24-3 win over Wyoming as defense allowed just 233 yards total offense . . . saw action in 44-41 OT win at Iowa State, recording one assisted tackle . . . saw action in 31-14 win over North Texas, recording one solo tackle . . . saw action in 21-19 loss to #4 Penn State, recording one assisted tackle . . . saw action in 17-10 loss at Michigan State . . . recorded one kickoff return at MSU for 15 yards . . . saw action in 45-16 win over Illinois, recording career-best two tackles, including one solo tackle and one assist . . . saw action in 17-10 OT loss at Northwestern, recording one solo tackle . . . saw action in 17-10 win over Minnesota, recording one solo tackle as defense allowed just 281 yards total offense . . . saw action in 27-20 Pinstripe Bowl win over Boston College, recording one assisted tackle as defense allowed just 21 net rushing yards and 102 yards total offense in second half.

2016 - - Saw action in all 13 games, recording one solo tackle while playing primarily on special teams . . . recorded one solo tackle in 49-35 win at Purdue as defense allowed just 47 net rushing yards.

High School honors -- Earned all-state honors as a junior... named to Sun Times All-Public League football team as senior... **Career** -- Member of the Class 4A state championship football team in 2015 -- the first Chicago Public Schools team in history to win a state football title... missed part of senior season because of injury... led team to the 4A state title game as a junior, posting a game-best 14 tackles... team finished with a 12-2 record... team captain as a senior... also ran track (4x400, 4x200, 4x100, and open 400).

Personal -- Born 7/22/98 . . . African American studies major . . . mother is Marie Parker . . . one of two players from Chicago on Iowa roster . . . high school coach was Troy MacAllister.

Career Bests

Tackles: _____ 9 at Minnesota, 10/6/18
Solos: _____ 5 at Minnesota, 10/6/18
Assists: _____ 4 at Minnesota, 10/6/18
Tackles for Loss: _____ 2 at Minnesota, 10/6/18
QB Sacks: _____ 1 at Minnesota, 10/6/18

Game-By-Game Defensive Stats

2016	Solo-Ast.	2017	Solo-Ast.	2018	Solo-Ast.
Miami _____	0-0	Wyoming _____	1-0	N. Ill. _____	4-2
IA State _____	0-0	at ISU _____	0-1	IA State _____	0-0
NDSU _____	0-0	N. Texas _____	1-0	N. Iowa _____	1-0
at Rutgers _____	0-0	PSU _____	0-1	Wisconsin _____	1-1
N'western _____	0-0	at MSU _____	0-0	at Minn. _____	5-4
at Minn. _____	0-0	Illinois _____	1-1	at Ind. _____	1-0
at Purdue _____	1-0	at N'western _____	1-0	Maryland _____	0-0
Wisconsin _____	0-0	Minnesota _____	1-0	PSU _____	0-0
at PSU _____	0-0	Ohio State _____	0-0	at Purdue _____	0-0
Michigan _____	0-0	at Wisconsin _____	DNP	N'western _____	0-0
at Illinois _____	0-0	Purdue _____	0-0	at Illinois _____	2-0
Nebraska _____	0-0	at Nebraska _____	0-0	Nebraska _____	1-0
Florida _____	0-0	Boston C. (n) _____	0-1	Miss. State (n) _____	0-0
Totals _____	1-0	Totals _____	5-4	Totals _____	15-7

Career Statistics

Defense	Solo	Ast.	Total	T/Loss	Sacks	QBH	PBU	RF	Blk
Freshman	1	0	1	0/0	0/0	0	0	0	0
Sophomore	5	4	9	0/0	0/0	0	0	0	0
Junior	15	7	22	2/8	1/7	0	0	0	0
Career	21	11	32	2/8	1/7	0	0	0	0



16 - - Charlie Jones
Wide Receiver
5-11, 184, Sophomore
Deerfield, Illinois (Deerfield HS)
University of Buffalo

Hawk Item -- Joined program as a walk-on in 2019 after attending University of Buffalo.

2018 - - Saw action as wide receiver and return specialist at Buffalo, helping team post 10-4 record while advancing to MAC championship game and Dollar General Bowl . . . recorded 18 receptions for 395 yards and three touchdowns, with a long of 53 yards . . . 15 kickoff returns for 289 yards, with a long of 43 yards.


2017 -- Redshirted.

High school honors -- Earned all-conference honors as a junior and senior . . . named all-area team as kick return specialist . . . **Career** -- Earned team MVP honors as a senior . . . three-year starter . . . averaged 18.2 yards per pass reception and 6.2 yards per rushing attempt . . . averaged 25.3 yards on kick returns . . . scored 14 career touchdowns as a prep.

Personal -- Born 10/29/98 . . . communication studies major . . . parents are Carol and Matt Jones . . . high school coach was Steve Winiacki.

Career Statistics

Receiving	No.	Yds.	Avg.	TD	Lng
Freshman	18	395	21.9	3	53
KO Returns	No.	Yds.	Avg.	TD	Lng
Freshman	15	289	19.3	0	43



71 - - *Mark Kallenberger
Offensive Line
6-5, 291, Sophomore
Bettendorf, Iowa (Bettendorf HS)

2019 - - Listed as second team left tackle following spring practice.

2018 Honors - - Academic All-Big Ten . . . **2018** - - saw action in four games (Northern Illinois, Northern Iowa, Maryland, Illinois).

2017 - - Redshirted.

High school honors - - Earned first-team all-state honors as a junior and senior . . . nominated for Army All-American Bowl following senior season . . . first-team all-district and all-metro as a junior and senior . . . second-team all-district and honorable mention all-metro as a sophomore . . . **Career** - - Played offensive tackle while helping prep team post three-year mark of 31-5 over three seasons, reaching staff playoffs three straight years . . . team captain as a senior . . . also lettered in basketball.

Personal - - Born 4/01/99 . . . enterprise leadership major . . . earned academic all-district recognition . . . parents are Melissa and Jay Kallenberger . . . high school coach was Aaron Wiley.



11 - - Connor Kapisak
Quarterback
6-5, 211, Redshirt Freshman
South Windsor, Conn. (South Windsor HS)


Hawk Item - - Earned Dean's List recognition, spring, 2019.

2019 - - Not listed on depth chart following spring practice.

2018 - - Redshirted after joining the team as a walk-on.

High School Honors - - Earned All-Conference honors as a junior and senior . . . named South Windsor HS Student Athlete of the Year as a senior . . . **Career** - - Three-year varsity starter at quarterback and three-year letterman . . . team captain as a senior . . . led team to Central Connecticut Conference championship and to the Class LL state semi-finals as a senior as team posted a 10-2 record . . . school records include career passing yards (4,115) and touchdown passes (47), passing yards in a season (1,658), most games played as a varsity quarterback (32) and most wins as a varsity quarterback (20) . . . three-year basketball letterman, and basketball team captain as a senior.

Personal - - Born 2/25/2000 . . . business major . . . earned academic All-Conference recognition in both football and basketball as a junior and senior . . . parents are Lynn and Stephen Kapisak . . . high school coach was David Hodge.



21 - - **Ivory Kelly-Martin ^
Running Back
5-10, 203, Junior
Plainfield, Illinois (Oswego East HS)

Hawk Item - - One of 10 true freshmen to see action in 2017 . . . first true freshman to rush for two touchdowns in a game since 2010 . . . attended Nazareth Academy as freshman and sophomore before completing final two years of prep career at Oswego East.

2019 - - Not listed on depth chart following spring practice.

2018 - - Played in nine games, with six starts at running back . . . rushed 97 times for 341 yards and two touchdowns, with nine receptions for 78 yards . . . started at running back in 33-7 win over Northern Illinois as offense gained 209 net rushing yards . . . rushed 16 times for 62 yards and one touchdown, with the score coming on a 2-yard run . . . started at running back in 28-17 loss to #18 Wisconsin . . . led rushing attack with 14 attempts for 72 yards vs. the Badgers, with a long of 19 yards, and also had one reception for seven yards . . . started at running back in 48-31 win at Minnesota as offense gained 420 yards total offense . . . rushed 20 times for 47 yards and had two receptions for 40 yards, with a career-long reception of 25 yards . . . started at running back in 23-0 win over Maryland as offense gained 224 net rushing yards . . . reached career-bests with 24 rushing attempts for 98 yards vs. Maryland, with a long of 10 yards, along with one reception . . . started at running back in 30-24 loss at #17 Penn State . . . five rushing attempts for 14 yards at Penn State . . . started at running back in 38-36 loss at Purdue . . . 10 rushing attempts for 39 yards at Purdue, with a two-yard touchdown run . . . also had two receptions for 21 yards . . . saw action in 14-10 loss to Northwestern . . . three rushing attempts for nine yards vs. Northwestern, along with career-best three receptions for 12 yards . . . saw action in 27-22 Outback Bowl win over #18 Mississippi State, with five rushing attempts for zero yards.

2017 - - Saw action in all 13 games . . . rushed 20 times for 184 yards and three touchdowns, with four receptions for 25 yards and one score . . . saw action in 44-41 OT win at Iowa State as offense gained 497 yards total offense . . . recorded two KO returns for 39 yards at Iowa State, with a long of 24 yards . . . also recorded one solo tackle on special teams . . . saw action in 31-14 win over North Texas as offense gained 435 yards total offense . . . rushed 11 times for 74 yards and two touchdowns vs. North Texas, with scoring runs of two and six yards . . . also had two KO returns for 44 yards, with a long of 23 yards . . . saw action in 21-19 loss to #4 Penn State . . . recorded two pass receptions for 12 yards vs. Penn State, along with three KO returns for 67 yards . . . saw action in 17-10 loss at Michigan State . . . one reception for 10 yards at MSU, along with one rushing attempt for minus two yards . . . two KO returns for 56 yards at MSU, with a long of 35 yards . . . saw action in 45-16 win over Illinois . . . two rushing attempts for 22 yards vs. Illinois, along with one reception for a three-yard touchdown . . . saw action in 17-10 OT loss at Northwestern, recording one KO return for 28 yards . . . saw action in 17-10 win over Minnesota, returning three kickoffs for 62 yards, with a long of 23 yards . . . also had one assisted tackle on special teams . . . saw action in 55-24 win over #3 Ohio State as offense gained 487 yards total offense . . . two kickoff returns for 38 yards vs. Ohio State, with a long of 20 yards . . . saw action in 38-14 loss at #6 Wisconsin, recording three KO returns for 53 yards and one solo tackle on special teams . . . saw action in 24-15 loss to Purdue, recording one KO return for 17 yards . . . saw action in 56-14 win at Nebraska as offense rushed for 313 yards and gained 505 yards total offense . . . rushed six times for a career-best 90 yards at Nebraska, with a long of 57 yards . . . scored on a five yard run.

High school honors - - Earned first-team all-conference and all-state (247sports.com) honors as a senior, being named conference offensive MVP . . . named *Chicago Tribune* West Athlete of the Month in December . . . earned *Pioneer Press* All-America recognition and first-team all-conference honors as a junior . . . second-team all-state by the *Chicago Tribune* as a junior . . . **Career** - - Four-year football letterman as running back and defensive back . . . helped prep football teams post four-year record of 43-7, winning state titles as a sophomore (Nazareth Academy) and junior (Oswego East) . . . as a senior had 159 rushing attempts for 1,360 yards and 22 touchdowns, with 19 pass receptions for 287 yards and four touchdowns . . . rushed for 2,036 yards and 36 touchdowns as a junior on 190 rushing attempts, while also scoring two touchdowns on special team returns . . . had 90 rushing attempts for 698



yards and 10 touchdowns as a freshman . . . set school record at Nazareth Academy with six rushing touchdowns in a game . . . at East, set record for longest rushing touchdown (96 yards) in state championship game . . . team captain as a senior . . . also lettered in track (1) as sprinter and hurdler, wrestling (1), and volleyball (1).

Personal - - Born 10/7/98 . . . sport and recreation management major . . . earned academic All-America recognition . . . parents are Idaly and Jamar Kelly . . . high school coach at Nazareth Academy was Tim Racki; coach at Oswego East was Tyson LeBlanc.

Career Rushing Bests

Attempts: _____ 24 vs. Maryland, 10/20/18
Yards: _____ 98 vs. Maryland, 10/20/18
Touchdowns: _____ 2 vs. North Texas, 9/16/17
Long: _____ 57 at Nebraska, 11/24/17

Career Receiving Bests

Receptions: _____ 3 vs. Northwestern, 11/10/18
Yards: _____ 40 at Minnesota, 10/6/18
Touchdowns: _____ 1 vs. Illinois, 10/7/17
Long: _____ 25 at Minnesota, 10/6/18

Career KO Return Bests

Returns: _____ 3, three times, last at Wisconsin, 11/11/17
Yards: _____ 67 vs. Penn State, 9/23/17
Long: _____ 35 at Michigan State, 9/30/17

2017 Game-By-Game Stats

Rushing	No.	Yds.	TD	Lng
Wyoming	0	0	0	---
at IA State	0	0	0	---
N. Texas	11	74	2	23
PSU	0	0	0	---
at MSU	1	-2	0	---
Illinois	2	22	0	11
at N'western	0	0	0	---
Minnesota	0	0	0	---
Ohio State	0	0	0	---
at Wisconsin	0	0	0	---
Purdue	0	0	0	---
at Nebraska	6	90	1	57
Boston C. (n)	0	0	0	---
Totals	20	184	3	57

Receiving	No.	Yds.	TD	Lng
Wyoming	0	0	0	---
at IA State	0	0	0	---
N. Texas	0	0	0	---
PSU	2	12	0	6
at MSU	1	10	0	10
Illinois	1	3	1	3
at N'western	0	0	0	---
Minnesota	0	0	0	---
Ohio State	0	0	0	---
at Wisconsin	0	0	0	---
Purdue	0	0	0	---
at Nebraska	0	0	0	---
Boston C. (n)	0	0	0	---
Totals	4	25	1	10

KO Returns No. Yds. TD Lng

Wyoming	0	0	0	---
at IA State	2	39	0	24
N. Texas	2	44	0	23
PSU	3	67	0	30
at MSU	2	56	0	35
Illinois	0	0	0	---
at N'western	1	28	0	28
Minnesota	3	62	0	23
Ohio State	2	38	0	20
at Wisconsin	3	53	0	21
Purdue	1	17	0	17
at Nebraska	0	0	0	---
Boston C. (n)	0	0	0	---
Totals	19	404	0	35

2018 Game-By-Game Stats

Rushing	No.	Yds.	TD	Lng
N. Ill.	16	62	1	10
IA State	INJ			
N. Iowa	INJ			
Wisconsin	14	72	0	19
at Minn.	20	47	0	15
at Ind.	INJ			
Maryland	24	98	0	10
at PSU	5	14	0	5
at Purdue	10	39	1	11
N'western	3	9	0	3
at Illinois	INJ			
Nebraska	0	0	0	---
Miss. State (n)	5	0	0	2
Totals	92	341	2	19

Receiving	No.	Yds.	TD	Lng
N. Ill.	0	0	0	---
IA State	INJ			
N. Iowa	INJ			
Wisconsin	1	7	0	7
at Minn.	2	40	0	25
at Ind.	INJ			
Maryland	0	0	0	---
at PSU	0	0	0	---
at Purdue	2	21	0	17
N'western	3	12	0	8
at Illinois	INJ			
Nebraska	0	0	0	---
Miss. State (n)	0	0	0	---
Totals	9	78	0	25

Career Statistics

Rushing	No.	Yds.	Avg.	TD	Lng
Freshman	20	184	9.2	3	57
Sophomore	97	341	3.5	2	19
Career	117	525	4.5	5	57

Receiving	No.	Yds.	Avg.	TD	Lng
Freshman	4	25	6.2	1	10
Sophomore	9	78	8.7	0	25
Career	13	103	7.9	1	25

KO Returns	No.	Yds.	Avg.	TD	Lng
Freshman	19	404	21.2	0	35
Sophomore	0	0	---	0	---
Career	19	404	21.2	0	35



72 - - Coy Kirkpatrick

Offensive Line

6-4, 291, Sophomore

Madrid, Iowa (Madrid HS)

2019 - - Not listed on depth chart following spring practice.

2018 - - Saw action in three games (Northern Illinois, Northern Iowa & Maryland).

2017 - - Redshirted.

High school honors - - Named first-team all-state by Iowa Newspaper Association and *Des Moines Register* as a senior . . . selected to Iowa Shrine Bowl . . . earned second-team all-state honors as a junior . . . earned first-team all-district honors for three straight years . . . **Career** - - Four-year football letterman as defensive lineman, offensive lineman, and fullback . . . helped prep team reach state playoffs four straight years, with combined record of 31-12, including 9-2 mark as a senior . . . team captain as a senior . . . also lettered in basketball (3), track (3), and baseball (1) . . . earned all-conference and all-district honors in track as a freshman, sophomore, and junior . . . placed fifth in the state as a freshman in the shot put, while qualifying for the Drake Relays . . . placed fourth in the state in shot put as a sophomore while also competing in Drake Relays . . . placed fourth at the Drake Relays in the shot as a junior and eighth in the discus . . . placed second in the state in discus as a junior.

Personal - - Born 1/24/99 . . . geography major . . . earned Excellence in Academic Achievement Award . . . parents are Natalie and Craig Kirkpatrick . . . high school coaches were Randy Hinkel and Steve Perkins.



46 - - Logan Klemp
Linebacker
6-2, 228, Redshirt Freshman
Jewell, Iowa (South Hamilton HS)

Hawk Item - - Earned Dean's List recognition, spring, 2019.

2019 - - Not listed on depth chart following spring practice.

2018 - - Redshirted . . . did not see any game action.

High school honors - - Named prep team Most Valuable Player for three straight years . . . named the Class 1A Player of the Year as a senior by the Iowa Football Coaches Association (IFCA) . . . named Ames Tribune Player of the Year as a senior . . . earned first-team all-state honors, district MVP honors on defense, and first-team all-district honors as a senior . . . second-team all-state linebacker and first-team all-district running back as a junior, while being named to Ames Tribune All-Area team . . . second-team all-district running back as a sophomore . . . second-team all-district linebacker as a freshman, while being named to Ames Tribune All-Area team . . . **Career** - - Played linebacker, running back and receiver while earning four letters . . . helped team reach state playoffs as a senior with 8-2 overall record . . . holds school records for rushing yards in a game (294) and career scoring . . . recorded 82.5 tackles as a senior, including 12 tackles for loss and six sacks, to go with two interceptions . . . rushed 188 times for 1,260 yards and 13 touchdowns as a senior, with 11 receptions for 131 yards and one touchdown . . . completed only pass attempt as a senior for 34-yard touchdown . . . recorded 52 tackles as a junior, with 9.5 tackles for loss, five sacks and two recovered fumbles . . . rushed for 889 yards and 10 touchdowns as a junior, with 218 receiving yards and two touchdowns . . . collected 60 tackles as a sophomore, including 6.5 tackles for loss and 2.5 sacks, with one interception . . . rushed for 712 yards and four touchdowns . . . as a freshman recorded 10.5 tackles, including four tackles for loss, 1.5 sacks, and six interceptions, with one touchdown . . . collected 11 receptions for 176 yards and two touchdowns as a freshman . . . four-year letterman in basketball and track . . . placed seventh in state in the shot put as a junior . . . team captain for final three prep seasons.

Personal - - Born 8/4/99 . . . elementary education interest . . . earned Academic All-District honors as a junior and senior . . . Academic All-State as a senior . . . Rotary Leadership Club as a senior . . . named to prep Honor Roll four straight years . . . parents are Amy and Corey Klemp . . . high school coach was his father, Corey Klemp.



28 - - *Jack Koerner (KERN-ir)
Defensive Back
6-0, 204, Sophomore
Des Moines, Iowa (Dowling HS)

2019 - - Listed as second team free safety following spring practice.

2018 Honors - - Academic All-Big Ten . . . **2018** - - Saw action in 12 games, recording two tackles while playing primarily on special teams . . . recorded one assisted tackle for first career stop in 23-0 win over

Maryland as defense allowed just 39 offensive plays and 115 yards total offense . . . recorded one solo tackle in 63-0 win at Illinois as defense allowed just 216 yards total offense.

2017 Honors - - Team Leader Award, special teams . . . **2017** - - Redshirted after joining the team as a walk-on.

High school honors - - Earned first-team all-state honors as a senior . . . first-team all-conference as a junior and senior . . . **Career** - - Two-year football letterman as defensive back and wide receiver . . . helped prep team win state titles as a junior and senior, with combined three-year record of 40-2 . . . team captain as a senior . . . also lettered in baseball.

Personal - - Born 8/24/98 . . . sport and recreation management major . . . parents are Gail and Gary Koerner . . . one of two players from Des Moines

on Iowa roster . . . attended same high school as LB Mitch Riggs and DL John Waggoner . . . high school coach was Tom Wilson.

Career Bests

Tackles: _____ 1, twice, last at Illinois, 11/17/18

Solos: _____ 1 at Illinois, 11/17/18


Assists: _____ 1 vs. Maryland, 10/20/18

Game-by-Game Defensive Stats

2018	Solo-Ast.	2018	Solo-Ast.
N. Ill. _____	0-0	at PSU _____	0-0
IA State _____	0-0	at Purdue _____	0-0
N. Iowa _____	0-0	N'western _____	0-0
Wisconsin _____	DNP	at Illinois _____	1-0
at Minn. _____	0-0	Nebraska _____	0-0
at Ind. _____	0-0	Miss. State (n) _____	0-0
Maryland _____	0-1	Totals _____	1-1

Career Statistics

Defense	Solo	Ast.	Total	T/Loss	Sacks	Int-Yds.	PBU	FF	RF
Freshman	1	1	2	0/0	0/0	0-0	0	0	0



46 - - Tommy Kujawa (KOO-yah-vuh)
Tight End
6-3, 235, Sophomore
Greendale, Wisconsin (Greendale HS)


2019 - - Not listed on depth chart following spring practice.

2018 - - Did not see any game action.

2017 - - Redshirted after joining the program as a walk-on.

High school career - - Played running back, tight end and wide receiver as a senior . . . rushed for 658 yards and had 270 receiving yards, despite missing four games due to injury.

Personal - - Born 6/24/98 . . . enterprise leadership major . . . parents are Marybeth and Tommy Kujawa, Sr. . . high school coach was Rob Stoltz.



95 - - *Cedrick Lattimore ^**
Defensive Line
6-3, 295, Senior
Redford, Mich. (East English Village Prep)

Hawk-Item - - One of 10 true freshmen to see action in 2016 . . . member of 2019 Leadership Group.

2019 - - Listed as first team left tackle following spring practice.

2018 - - Saw action in 12 games, recording 21 tackles, including one sack . . . saw action in 13-3 win over Iowa State, recording one assisted tackle as defense allowed just 19 net rushing yards and 188 yards total offense . . . saw action in 38-14 win over Northern Iowa as defense allowed just six net rushing yards and 222 yards total offense . . . recorded career-high four tackles vs. UNI, with three solo stops and one assist, including one sack . . . saw action in 28-17 loss to #18 Wisconsin, recording one assisted tackle . . . saw action in 48-31 win at Minnesota, recording one assisted tackle as defense allowed just 86 net rushing yards . . . saw action in 42-16 win at Indiana, recording one solo tackle as defense allowed just 67 net rushing yards . . . saw action in 23-0 win over Maryland as defense allowed just 39 offensive plays and 115 yards total offense . . . recorded two assisted tackles vs. Maryland . . . saw action in 30-24 loss at #17 Penn State, recording two assisted tackles . . . saw action in 38-36 loss at Purdue, recording one solo tackle . . . saw action in 14-10 loss to Northwestern . . . matched career-best with four tackles vs. Northwestern, including two solo tackles and two assists . . . saw action in 63-0 win at Illinois, recording one solo tackle and one assist as defense allowed just 216 yards total offense . . . saw action in 31-28 win over Nebraska, recording



one solo tackle . . . saw action in 27-22 Outback Bowl win over #18 Mississippi State, recording one assisted tackle.

2017 - - Saw action in all 13 games, earning six starts at defensive tackle . . . recorded five solo tackles, 10 assists, 1.5 QB sacks for four yards and 2 QB pressures . . . recorded one QB pressure in 44-41 OT win at Iowa State . . . started at defensive tackle in 31-14 win over North Texas, recording career-best two tackles, including one solo stop and one assist . . . started at defensive tackle in 21-19 loss to #4 Penn State . . . recorded two assisted tackles vs. Penn State, including a shared sack and tackle for loss . . . started at defensive tackle in 17-10 loss at Michigan State, recording one assisted tackle . . . saw action in 17-10 OT loss at Northwestern, recording one solo tackle, one assist and one QB pressure . . . saw action in 17-10 win over Minnesota as defense allowed just 281 yards total offense . . . career-best three solo tackles vs. Minnesota, including one sack . . . saw action in 55-24 win over #3 Ohio State, recording one assisted tackle . . . saw action in 24-15 loss to Purdue, recording one assisted tackle . . . saw action in 27-20 Pinstripe Bowl win over Boston College as defense allowed just 21 net rushing yards and 102 yards total offense in the second half . . . matched career-high with three tackles vs. Boston College.

2016 - - Saw action in six games, recording one solo tackle . . . recorded first career tackle in 28-0 win at Illinois, a QB sack for a loss of four yards that also forced a fumble.

High School honors -- Named to state Dream Team and a Top 10 Player in the State as a senior . . . earned first-team all-state and all-city honors as a senior . . . all-state honorable mention as a junior . . . **Career** -- Played both defensive end and tackle as a prep, helping team post 16-7 mark in final two seasons . . . set school record with 17 sacks as a senior . . . also lettered in basketball.

Personal -- Born 2/06/98 . . . sport and recreation management major . . . parents are Carla Spivey and Cedrick Lattimore, Sr. . . . attended same high school as DL Chauncey Golston . . . high school coach was Rod Oden.

Career Bests


Tackles: _____ 4, twice, last vs. Northwestern, 11/10/18
Solo: _____ 3, twice, last vs. Northern Iowa, 9/15/18
Assists: _____ 3 vs. Boston College, 12/27/17
Tackles for Loss _____ 1, four times, last vs. Northern Iowa, 9/15/18
QB Sacks: _____ 1, four times, last vs. Northern Iowa, 9/15/18
Forced Fumble: _____ 1 at Illinois, 11/19/16
QB Pressure: _____ 1, twice, last at Northwestern, 10/21/17

Game-By-Game Defensive Stats

2016	Solo-Ast.	2017	Solo-Ast.	2018	Solo-Ast.
Miami	0-0	Wyoming	0-0	N. Ill.	DNP
IA State	0-0	at IA State	0-0	IA State	0-1
NDSU	DNP	N. Texas	1-1	N. Iowa	3-1
at Rutgers	DNP	PSU	0-2	Wisconsin	0-1
N'western	DNP	at MSU	0-1	at Minn.	0-1
at Minn.	DNP	Illinois	0-0	at Ind.	1-0
at Purdue	0-0	at N'western	1-1	Maryland	0-2
Wisconsin	DNP	Minnesota	3-0	at PSU	0-2
at PSU	0-0	Ohio State	0-1	at Purdue	1-0
Michigan	DNP	at Wisconsin	0-0	N'western	2-2
at Illinois	1-0	Purdue	0-1	at Illinois	1-1
Nebraska	DNP	at Nebraska	0-0	Nebraska	1-0
Florida (n)	0-0	Boston C. (n)	0-3	Miss. State (n)	0-1
Totals	1-0	Totals	5-10	Totals	9-11

Career Statistics

Defense	Solo	Ast.	Total	T/Loss	Sack	PBU	QBH	FF	RF	BLK
Freshman	1	0	1	1/4	1/4	0	0	1	0	0
Sophomore	5	10	15	1.5/4	1.5/4	0	2	0	0	0
Junior	9	12	21	1/5	1/5	0	0	0	0	0
Career	15	22	37	3.5/13	3.5/13	0	2	1	0	0



65 - - Tyler Linderbaum

Offensive Line

6-3, 286, Redshirt Freshman

Solon, Iowa (Solon HS)

Hawk Item - - Redshirted after seeing action in just two games . . . one of 12 true freshmen to see action in 2018 . . . moved from defensive line to offensive line following 2018 regular season.

2019 - - Listed as first team center following spring practice.

2018 - - Saw action vs. Northern Illinois and Illinois, but had no statistics.

High school honors - - Named U.S. Army All-American as a senior . . . named Iowa High School Male Athlete of the Year as a senior by *Des Moines Register* . . . named to All-Iowa Elite football team as a senior . . . district defensive MVP as a junior and senior . . . earned first-team all-state and all-district honors as offensive lineman as a junior and senior . . . first-team all-district as a sophomore . . . **Career** - - three-year letterman as offensive and defensive lineman . . . team won district title as a junior and senior, while posting three-year record of 26-8 . . . recorded 37 tackles as a senior, with three tackles for loss and two sacks . . . recorded 44 tackles as a junior, with 28 solos, and seven tackles for loss, three sacks, and a fumble recovery . . . as a sophomore recorded 27.5 tackles, with six tackles for loss and four sacks . . . team captain as a senior . . . also earned four letters in baseball and three in wrestling and track . . . posted 53-10 wrestling mark as a junior, placing fifth in state tournament at heavyweight . . . placed third in state wrestling tournament as a senior . . . qualified for Drake Relays in the shot put with a personal best of 54 feet as a junior . . . placed second in shot put and third in discus at state track meet as a senior . . . also played baseball, ranking among team leaders in runs and hits as a junior and senior.

Personal - - Born 4/7/2000 . . . open major . . . parents are Lisa and Todd Linderbaum . . . high school coach was Kevin Miller.



82 - - Calvin Lockett

Wide Receiver

6-2, 182, Redshirt Freshman

Largo, Fla. (Largo HS)

2019 - - Listed as second team wide receiver following spring practice.

2018 - - Redshirted . . . did not see any game action.

High school honors - - Earned all-state honors as a senior . . . **Career** - - Played both wide receiver and defensive back, helping lead team to 8-3 record as a senior . . . recorded 13 receptions for 425 yards as a senior . . . 369 yards on 11 receptions as a junior . . . collected eight receptions for 256 yards as a sophomore . . . team captain as a senior.

Personal - - Born 5/10/2000 . . . enterprise leadership major . . . grandmother is Patricia Green . . . high school coach was former Iowa defensive back Marcus Paschal.



45 - - *Joe Ludwig
Fullback
6-0, 241, Sophomore
Middleton, Wis. (Middleton HS)

Hawk Item - - Moved from linebacker to fullback during 2018 spring practice.

2019 - - Listed as second team fullback following spring practice.

2018 Honors - - Academic All-Big Ten . . . **2018** - - Saw action in six games, recording one kickoff return . . . recorded one kickoff return in 38-36 loss at Purdue.


2017 Honors - - Team Leader Award, defense . . . **2017** - - Redshirted after joining the team as a walk-on.

High school honors - - Earned honorable mention all-state honors as a junior and senior . . . first-team all-conference as a junior and senior . . . **Career** - - Three-year letterman as linebacker and defensive back . . . team captain as a senior . . . helped prep team post three-year record of 26-7 . . . also lettered in baseball and track.

Personal - - Born 12/6/98 in Fresno, California . . . history major . . . parents are Jill and Andy Ludwig . . . father Andy is on the football coaching staff at Vanderbilt . . . high school coach was Tim Simon.

Career Statistics

KO Returns _____ **No.** _____ **Yds.** _____ **Avg.** _____ **TD** _____ **Lng** _____
Freshman _____ 1 _____ -5 _____ --- _____ 0 _____ ---



2 - - Peyton Mansell (MAN-sell)
Quarterback
6-2, 208, Sophomore
Belton, Texas (Belton HS)

2019 - - Listed as second team quarterback following spring practice.

2018 - - Saw action in five games . . . completed 5-8 pass attempts for 83 yards, with one interception, and rushed eight times for 31 yards and one touchdown . . . saw action in 33-7 win over Northern Illinois as offense gained 209 net rushing yards . . . completed 2-2 pass attempts for 35 yards . . . one rushing attempt vs. NIU resulted in 1-yard touchdown . . . saw action in 38-14 win over Northern Iowa as offense gained 545 yards total offense . . . completed 2-3 passes for 29 yards, with one interception, vs. UNI, while also rushing for six yards on two attempts . . . saw action in 23-0 win over Maryland as offense gained 224 net rushing yards . . . rushed three times for 17 yards vs. Maryland, with a long of 10 yards, and had one incomplete pass attempt . . . saw action in 30-24 loss at #17 Penn State, with one rushing attempt for no gain . . . saw action in 63-0 win at Illinois as offense gained 400 yards total offense . . . completed 1-2 pass attempts for 19 yards and gained seven yards on only rushing attempt at Illinois.

2017 Honors - - Team Leader Award, offense . . . **2017** - - Redshirted.

High school honors - - Earned honorable mention all-state recognition as a senior . . . named district MVP as a senior . . . first-team all-conference as a junior, while being named offensive Newcomer of the Year . . . **Career** - - Two-year letterman, leading team to state playoffs as a junior and senior . . . holds school records for rushing yards and total offense in a game, along with most points scored in a season . . . completed 70.1 percent of pass attempts as a senior, passing for 2,526 yards and 33 touchdowns . . . averaged 9.4 yards per completion, with a passing rating of 131.5 . . . also rushed 165 times for 1,134 yards and 15 touchdowns, bringing total offense to 3,660 yards and 48 touchdowns . . . passed for 1,708 yards and 20 touchdowns as a junior, along with rushing for 714 yards . . . team captain as a senior . . . also a two-year letterman in track.

Personal - - Born 1/18/99 in Colorado Springs, Colorado . . . sport and recreation management major . . . earned academic all-district and all-state recognition . . . parents are Kim and Mike Mansell . . . high school coach was Bob Shipley.

Career Passing Bests

Completions: _____ 2, twice, last vs. Northern Iowa, 9/15/18
Attempts: _____ 3 vs. Northern Iowa, 9/15/18
Yards: _____ 35 vs. Northern Illinois, 9/1/18
Long: _____ 30 vs. Northern Illinois, 9/1/18

Career Rushing Bests

Attempts: _____ 3 vs. Maryland, 10/20/18
Yards: _____ 17 vs. Maryland, 10/20/18
Touchdowns: _____ 1 vs. Northern Illinois, 9/1/18
Long: _____ 13 vs. Northern Iowa, 9/15/18


2018 Game-By-Game Stats

Passing	Com.	At.	Yds.	TD	Int.	Lng	Rushing	No.	Yds.	TD	Lng
N. Ill.	2	2	35	0	0	30	N. Ill.	1	1	1	1
IA State	DNP						IA State	DNP			
N. Iowa	2	3	29	0	1	22	N. Iowa	2	6	0	13
Wisconsin	DNP						Wisconsin	DNP			
at Minn.	DNP						at Minn.	DNP			
at Ind.	DNP						at Ind.	DNP			
Maryland	0	1	0	0	0	---	Maryland	3	17	0	10
at PSU	0	0	0	0	0	---	at PSU	1	0	0	---
at Purdue	DNP						at Purdue	DNP			
N'western	DNP						N'western	DNP			
at Illinois	1	2	19	0	0	19	at Illinois	1	7	0	7
Nebraska	DNP						Nebraska	DNP			
Miss. State (n)	DNP						Miss. State (n)	DNP			
Totals	5	8	83	0	1	30	Totals	8	31	1	13

Career Statistics

Passing _____ **Com.** _____ **At.** _____ **Pct.** _____ **Yds.** _____ **TD** _____ **Int.** _____ **Lng** _____
Freshman _____ 5 _____ 8 _____ .625 _____ 83 _____ 0 _____ 1 _____ 30

Rushing _____ **At.** _____ **Yds.** _____ **Avg.** _____ **TD** _____ **Lng** _____
Freshman _____ 8 _____ 31 _____ 3.9 _____ 1 _____ 13



13 - - *Henry Marchese (mar-CASE)
Wide Receiver
6-3, 196, Sophomore
Vernon Hills, Ill. (Stevenson HS)

Hawk Item - - Moved from wide receiver to defensive back following 2018 season.

2019 - - Not listed on depth chart following spring practice.

2018 - - Saw action in four games, but had no statistics.

2017 - - Redshirted.

High school honors - - Earned second-team all-state honors as a junior and senior . . . first-team all-conference and all-area as a junior and senior . . . **Career** - - Three-year letterman as wide receiver . . . helped prep team advance to state playoffs three straight years, including state championship as a sophomore . . . prep team compiled a three-year mark of 29-6 . . . holds school single-season records for receptions (63), yards (1,053), and touchdowns (16) . . . also recorded 303 yards on kickoff and punt returns . . . as a junior recorded 59 receptions for 981 yards and nine touchdowns . . . collected eight receptions for 137 yards and three touchdowns as a sophomore . . . team captain as a junior and senior . . . two-year baseball letterman.

Personal - - Born 10/23/98 . . . communication studies major . . . three-year member of prep Honor Roll . . . parents are Julie and John Marchese . . . his father John, played football at Iowa . . . high school coach was Bill McNamara.



5 - - Oliver Martin
Wide Receiver
6-1, 200, Sophomore
Coralville, Iowa (Iowa City West HS)
Michigan

Hawk Item - - Transferred to Iowa program after playing at Michigan in 2018.

2018 - - Appeared in all 13 games, with one start . . . recorded 11 receptions for 125 yards and one touchdown, with one rushing attempt for 11 yards . . . career-best three receptions for 29 yards at Notre

Dame, including a career-long of 21 yards . . . one reception for nine yards against Western Michigan . . . one reception for 19 yards against SMU . . . one catch for 15 yards against Nebraska . . . one reception for 11 yards vs. Wisconsin . . . career-best three receptions for 38 yards against Rutgers, including a 16-yard touchdown reception . . . one reception for four yards against Ohio State . . . saw action against Northwestern, Maryland, Michigan State, Penn State, and Indiana, with no receptions . . . saw action in bowl game vs. Florida, but had no receptions.

2017 - - Redshirted.

High school - - Finalist for 2017 Iowa High School Athlete of the Year . . . played in 2017 U.S. Army All-American Bowl . . . named Class 4A first-team all-state as a senior by Iowa Newspaper Association Class 4A after earning second-team honors as a junior and third-team as a sophomore . . . Iowa Gatorade Player of the Year as a senior . . . Player of the Year by the Cedar Rapids Gazette as a senior . . . **Career** - - Set Iowa state prep records for most career receptions (239), most receiving yards (3,449), and most receiving touchdowns (33) . . . 85 receptions for 1,272 yards and 16 touchdowns as a senior . . . recorded 71 receptions for 1,171 yards and 14 touchdowns as a junior . . . recorded 61 receptions for 759 yards and five touchdowns as a sophomore . . . 20 receptions for 231 yards as a freshman . . . Class 4A playoff statistics included 26 receptions for 365 yards and four touchdowns, along with an 85-yard kickoff return for a touchdown . . . also competed in swimming and baseball as a prep.

Personal - - Born 11/3/98 . . . economics major . . . parents are Lisa and Jeff Martin . . . attended same high school as LB Dillon Doyle and DB John Milani . . . high school coach was Garrett Hartwig.

Career Receiving Bests

Receptions: _____ 3, twice, last vs. Rutgers, 11/10/18
Yards: _____ 29, at Notre Dame, 9/1/18
Long: _____ 21, at Notre Dame, 9/1/18
Touchdowns: _____ 1, vs. Rutgers, 11/10/18

Career Stats

Receiving	No.	Yds.	TD	Lng
Freshman	11	125	1	21

Rushing	No.	Yds.	TD	Lng
Freshman	1	11	0	11



25 - - Jayden McDonald
Linebacker
6-0, 235, Redshirt Freshman
Suwanee, Ga. (North Gwinnett HS)


2019 - - Not listed on depth chart following spring practice.

2018 - - Redshirted . . . did not see any game action.

High school honors - - Named Georgia High School Defensive Player of the Year by Georgia High School Coaches Association . . . earned first-team all-state, all-region, and all-county honors as a senior . . . named first-team all-state by GHSA and Atlanta Touchdown Club . . . named Gwinnett Daily Post Defensive Player of the Year as a senior. **Career** - - Helped prep team earn first-ever state title as a senior,

winning 14 straight games after opening the season with a three-point loss . . . recorded 100 tackles as a senior, with 60 solo stops and 40 assists, including 12 tackles for loss and 12 sacks . . . recorded four interceptions and scored four touchdowns, while causing three fumbles and recovering two fumbles . . . holds individual single-season school records for most defensive touchdowns (four) and tackles for loss (96) . . . team also set single-season school records for defensive touchdowns (10) and sacks (60.5) . . . team captain and Most Valuable Player as a senior . . . also lettered in basketball and track.

Personal - - Born 11/28/99 . . . pre-business major . . . parents are Kristi Green and Jason McDonald . . . one of two players from Suwanee on Iowa roster . . . attended same high school as RB Tyler Goodson . . . high school coach was Bill Stewart.



14 - - Daraun McKinney (DAY-ron)
Defensive Back
5-10, 185, Freshman
River Rouge, Mich. (River Rouge HS)

Hawk Item - - Enrolled in 2019 spring semester and participated in spring practice.

2019 - - Not listed on depth chart following spring practice.

High school honors - - Earned first-team all-state honors as a sophomore, junior, and senior . . . candidate for Mr. Football as a senior . . . named to Downriver Dream Team as a sophomore . . . second-team all-state as a freshman . . . **Career** - - Four-year letterman as defensive back and return specialist . . . helped prep team reach state semifinals as a junior . . . prep team posted 18-5 record his last two seasons . . . holds school records for punt returns and kickoff returns in a season . . . career totals include 12 punt return touchdowns and 11 kickoff return touchdowns . . . three interceptions as a senior, with three touchdowns on kickoff returns and four punt return touchdowns . . . recorded four interceptions as a junior, with eight kickoff return touchdowns and five punt return touchdowns . . . rushed for 986 yards as a sophomore, with three punt return touchdowns . . . rushed for 1,183 yards as a freshman . . . team captain as a senior.

Personal - - Born 12/28/2000 . . . open major . . . member of prep Honor Roll . . . ranked in top 48 in senior class . . . parents are Delorah and Demetrius McKinney . . . high school coach was Corey Parker.



26 - - *Kaevon Merriweather ^
(KAY-vohn)
Defensive Back
6-0, 210, Sophomore
Belleville, Michigan (Belleville HS)

Hawk Item - - One of 12 true freshmen to see action in 2018, seeing action in nine games.

2019 - - Listed as free safety following spring practice.

2018 - - Saw action in nine games, with no starts, recording one solo tackle . . . recorded one solo tackle in 33-7 win over Northern Illinois.

High school honors - - Earned second-team all-conference honors and was defensive Player of the Year as a junior . . . **Career** - - Two-year letterman as defensive back . . . attended Romulus HS prior to attending Belleville HS as a senior . . . helped prep teams advance to state playoffs as a junior (Romulus) and senior (Belleville), as team posted 11-1 mark as a senior . . . recorded 43 solo tackles and seven assists as a senior, with four tackles for loss and one sack . . . collected 34 tackles as a junior, with eight tackles for loss, and six pass break-ups . . . also competed in basketball and track as a prep.

Personal - - Born 12/20/99 . . . sport and recreation management major . . . earned Honor Roll recognition every semester for four years . . . earned Certificate of Academic Achievement for maintaining 3.0 GPA . . . mother is LaTanya Franklin . . . high school coach was Jermain Crowell.

Career Bests


Tackles: _____ 1 vs. Northern Illinois, 9/1/18
 Solo: _____ 1 vs. Northern Illinois, 9/1/18

Game-By-Game Defensive Stats

2018	Solo-Ast.	2018	Solo-Ast.
N. Ill. _____	1-0	at PSU _____	0-0
IA State _____	DNP	at Purdue _____	0-0
N. Iowa _____	0-0	N'western _____	0-0
Wisconsin _____	DNP	at Illinois _____	DNP
at Minn. _____	0-0	Nebraska _____	DNP
at Ind. _____	0-0	Miss. State (n) _____	0-0
Maryland _____	0-0	Totals _____	1-0

Career Statistics

Defense _ Solo _ Ast. _ Total T/Loss Sack _ PBU _ QBH _ FF _ RF _ BLK
 Freshman _ 1 _ 0 _ 1 _ 0/0 _ 0/0 _ 0 _ 0 _ 0 _ 0 _ 0



18 - - *John Milani (muh-LAH-nee)
Defensive Back
6-0, 204, Senior
Iowa City, Iowa (West HS)

Hawk Item - - member of 2019 Leadership Group.

2019 - - Not listed on depth chart following spring practice.

2018 Honors - - Academic All-Big Ten for second year . . . Coaches Appreciation Award, special teams

. . . **2018** - - Saw action in all 13 games, recording 11 tackles while playing primarily on special teams . . . saw action in 33-7 win over Northern Illinois, recording one solo tackle as defense allowed just 211 yards total offense . . . saw action in 13-3 win over Iowa State, recording one assisted tackle as defense allowed just 19 net rushing yards and 188 yards total offense . . . saw action in 38-14 win over Northern Iowa as defense allowed just six net rushing yards and 222 yards total offense . . . career-best two tackles vs. UNI, including one solo stop and one assist . . . saw action in 23-0 win over Maryland, recording one assisted tackle as defense allowed just 39 offensive plays and 115 yards total offense . . . saw action in 38-36 loss at Purdue, matching career high with two solo tackles . . . saw action in 14-10 loss to Northwestern, recording one solo tackle . . . saw action in 63-0 win at Illinois, recording one solo tackle and one assist as defense allowed just 216 yards total offense . . . saw action in 27-22 Outback Bowl win over #18 Mississippi State, recording one solo tackle.

2017 Honors - - Academic All-Big Ten . . . **2017** - - Saw action in three games (Northwestern, Purdue, Nebraska) . . . recorded one assisted tackle for first career stop in 56-14 win at Nebraska.

2016 - - Did not see any game action.

2015 - - Redshirted after joining the program as a walk-on.

High school honors - - District Defensive Player of the Year as a senior . . . earned first-team all-state and all-district honors as a senior . . . **Career** - - Two-year letterman as defensive back . . . team captain as a senior . . . helped prep reach second round of state playoffs as a junior and third round as a senior . . . recorded 132 tackles and two interceptions as a senior . . . recorded 67 tackles and three interceptions as a junior . . . also earned letters in wrestling (four) and track (two).

Personal - - Born 10/01/96 . . . graduate sport and recreation management major . . . earned management degree in Spring 2019 . . . parents are Marty and Jim Milani . . . earned academic all-conference recognition . . . one of three players from Iowa City on the Iowa roster . . . attended same high school as LB Dillon Doyle and WR Oliver Martin . . . high school coach was Garrett Hartwig.

Career Bests

Tackles: _____ 2, three times, last at Illinois, 11/17/18
 Solo: _____ 2 at Purdue, 11/3/18
 Assists: _____ 1, five times, last at Illinois, 11/17/18

Game-By-Game Defensive Stats

2017	Solo-Ast.	2018	Solo-Ast.
Wyoming _____	DNP	N. Ill. _____	1-0
at IA State _____	DNP	IA State _____	0-1
N. Texas _____	DNP	N. Iowa _____	1-1
PSU _____	DNP	Wisconsin _____	0-0
at MSU _____	DNP	at Minn. _____	0-0
Illinois _____	DNP	at Ind. _____	0-0
at N'western _____	0-0	Maryland _____	0-1
Minnesota _____	0-0	at PSU _____	0-0
Ohio State _____	DNP	at Purdue _____	2-0
at Wisconsin _____	DNP	N'western _____	1-0
Purdue _____	0-0	at Illinois _____	1-1
at Nebraska _____	0-1	Nebraska _____	0-0
Boston C. (n) _____	DNP	Miss. State (n) _____	1-0
Totals _____	0-1	Totals _____	7-4

Career Statistics

Defense _ Solo _ Ast. _ Total T/Loss Sack _ PBU _ QBH _ FF _ RF _ BLK
 Freshman _ 0 _ 0 _ 0 _ 0/0 _ 0/0 _ 0 _ 0 _ 0 _ 0 _ 0
 Sophomore 0 _ 1 _ 1 _ 0/0 _ 0/0 _ 0 _ 0 _ 0 _ 0 _ 0
 Junior _____ 7 _ 4 _ 11 _ 0/0 _ 0/0 _ 0 _ 0 _ 0 _ 0 _ 0
Career _____ **7** _____ **5** _____ **12** _____ **0/0** _____ **0/0** _____ **0** _____ **0** _____ **0** _____ **0**



76 - - Ezra Miller
Offensive Line
6-6, 305, Freshman
Holstein, Iowa (Ridge View HS)

Hawk Item - - Enrolled in 2019 spring semester and participated in spring practice.

2019 - - Not listed on depth chart following spring practice.

High school honors - - Selected for Pro Football Hall of Fame Bowl, Polynesian Bowl, and Offense/Defense Bowl . . . selected as offensive line MVP at NIKE The Opening, in San Francisco . . . named to All-Iowa Elite all-state team by *Des Moines Register* as a senior . . . first-team all-state as a senior by Iowa Newspaper Association . . . first-team all-state by *Des Moines Register* and Iowa Newspaper Association as a junior . . . first-team all-district as a sophomore . . . **Career** - - Four-year football letterman as offensive and defensive lineman . . . recorded 37 tackles as a senior, including eight tackles for loss and two sacks . . . 37 tackles as a junior, with nine tackles for loss and two sacks . . . recorded 43.5 tackles as a sophomore . . . team captain as a senior . . . also lettered in basketball and track.

Personal - - Born 7/31/2000 . . . open major . . . four-year member of Gold Honor Roll as a prep . . . parents are Mary and Patrick Miller . . . high school coach was Dale Tokheim.



33 - - *Riley Moss ^
Defensive Back
6-1, 191, Sophomore
Ankeny, Iowa (Centennial HS)

Hawk Item - - One of three true freshmen to not redshirt in 2018 . . . one of 12 true freshmen to see action in 2018.

2019 - - Listed as second team right cornerback following spring practice.

2018 Honors - - Named Big Ten Conference Freshman of the Week for his play in win at Minnesota . . . **2018** - - Saw action in all 13 games, with five starts at cornerback . . . recorded 24 tackles, with two interceptions for 36 yards and three pass break-ups . . . saw action in 38-14 win over Northern Iowa, recording first career solo tackle as defense allowed just six net rushing yards and 222 yards total offense . . . started at cornerback in 48-31 win at Minnesota as defense allowed just 86 net rushing yards . . . led team with two interceptions vs. Minnesota, including a 36-yard return to set up a score in the second half

... recorded career-best five tackles at Minnesota, including four solo stops and one assist ... started at cornerback in 42-16 win at Indiana as defense allowed just 67 net rushing yards ... career-best six solo tackles at Indiana ... started at cornerback in 23-0 win over Maryland as defense allowed just 39 offensive plays and 115 yards total offense ... three tackles vs. Maryland, including one solo stop and two assists, to go with two pass break-ups ... started at cornerback in 30-24 loss at #17 Penn State ... recorded five tackles at Penn State, including four solo stops and one assist ... started at cornerback in 38-36 loss at Purdue ... recorded three solo tackles at Purdue, with one pass break-up ... saw action in 27-22 Outback Bowl win over #18 Mississippi State, recording one solo tackle.

High school honors -- Named to Des Moines Register Elite All-State team as a senior ... first-team Class 4A all-state and all-district honors as a senior ... **Career** -- Earned two letters in football as defensive back, wide receiver and return specialist ... scored a touchdown as a senior via reception, punt return and kickoff return ... prep team advanced to state semifinals as a junior and senior, posting two-year record of 19-5 ... recorded 29 tackles as a senior, with one tackle for loss and one interception ... totaled 14 kickoff returns for 358 yards and one touchdown of 78 yards, along with 24 punt returns for 347 yards and one touchdown of 63 yards ... totaled 6 receptions on offense for 167 yards, including a 64-yard scoring reception ... collected 37 tackles as a junior, with three interceptions and a 13.4 average on eight punt returns ... team captain as a senior ... also lettered in track as sprinter and hurdler ... Drake Relays champion in shuttle hurdle as a junior ... state champion in shuttle hurdle as a junior, and state runner-up in 110-meter high hurdles ... earned Elite All-State honors in track as a junior.

Personal -- Born 3/3/2000 ... sports and recreation management major ... parents are Beth and Mark Moss ... attended same high school as OL Trey Winters ... high school coaches were Ryan and Jerry Pezzetti.

Career Bests


Tackles: _____ 6 at Indiana, 10/13/18
Solo: _____ 6 at Indiana, 10/13/18
Assists: _____ 1, twice, last at Penn State, 10/27/18
Interceptions _____ 2 at Minnesota, 10/6/18
Pass Break-Ups: _____ 2 vs. Maryland, 10/20/18

Game-By-Game Defensive Stats

2018	Solo-Ast.	2018	Solo-Ast.
N. Ill.	0-0	at PSU	4-1
IA State	0-0	at Purdue	3-0
N. Iowa	1-0	N'western	0-0
Wisconsin	0-0	at Illinois	0-0
at Minn.	4-1	Nebraska	0-0
at Ind.	6-0	Miss. State (n)	1-0
Maryland	1-2	Totals	20-4

Career Statistics

Defense Solo Ast. Total T/Loss Sack Int.-Yds. PBU FF RF BLK
Freshman _20_ 4 _24_ 0/0 _0/0_ 2-36 _3_ 0 _0_ 0



59 - - Nathan Nelson
Defensive End
6-3, 252, Redshirt Freshman
Waukeg, Iowa (Waukeg HS)

2019 -- Not listed on depth chart following spring practice.

2018 -- Redshirted after joining team as a walk-on.

High school career -- Recorded 37 tackles as a senior, with 7.5 tackles for loss and 4.5 sacks.

Personal -- Born 8/27/99 ... business major ... parents are Christy and Jeff Nelson ... one of three players from Waukeg on Iowa roster ... brother of former DE Anthony Nelson ... father Jeff played football at Iowa ... high school coach was Scott Carlson.



49 - - Nick Niemann (KNEE-mun)
Linebacker
6-4, 235, Junior
Sycamore, Ill. (Sycamore)

Hawk Item -- One of two redshirt freshmen named to 2017 Leadership Group ... earned Dean's List recognition, fall, 2018.

2019 -- Listed as second team weakside linebacker following spring practice.

2018 Honors -- Academic All-Big Ten for second year ... **2018** -- Saw action in 11 games, with five starts at outside linebacker ... recorded 43 tackles, with 2.5 tackles for loss and one tackle for loss and one QB pressure ... started at outside linebacker in 33-7 win over Northern Illinois as defense allowed just 211 yards total offense ... recorded four solo tackles vs. NIU, including one tackle for loss ... started at outside linebacker in 13-3 win over Iowa State as defense allowed just 19 net rushing yards and 188 yards total offense ... career-best seven tackles vs. ISU, including three solo stops and four assists, along with one sack ... started at outside linebacker in 38-14 win over Northern Iowa, recording one assisted tackle as defense allowed just six net rushing yards and 222 yards total offense ... started at outside linebacker in 28-17 loss to #18 Wisconsin ... career-high 10 tackles vs. Wisconsin, including three solo stops and seven assists, along with a shared tackle for loss ... recorded two solo tackles in 23-0 win over Maryland after missing two previous games ... saw action at outside linebacker in 38-36 loss at Purdue, recording one solo tackle ... recorded four assisted tackles in 14-10 loss to Northwestern ... recorded four tackles in 63-0 win at Illinois, including two solo stops and two assists ... returned blocked punt seven yards to help set up second quarter touchdown ... recorded five tackles vs. in 31-28 win over Nebraska, including two solo stops and three assists ... snagged five tackles in 27-22 Outback Bowl win over #18 Mississippi State, including one solo stop and four assists, with one QB pressure.

2017 Honors -- Academic All-Big Ten ... **2017** -- Saw action in all 13 games, recording four solo tackles and one assist ... recorded one solo tackle for his first career statistic in 44-41 OT win at Iowa State ... recorded one assisted tackle in 21-19 loss to #4 Penn State ... recorded one solo tackle in 17-10 win over Minnesota as defense allowed just 281 yards total offense ... saw action in 55-24 win over #3 Ohio State, recording one solo tackle ... saw action in 27-20 Pinstripe Bowl win over Boston College, recording one solo tackle as defense allowed just 21 net rushing yards and 102 yards total offense in the second half.

2016 Honors -- Team Leader Award, defense ... **2016** -- Redshirted.

High School honors -- First-team all-state and all-conference as a senior ... named Defensive Player of the Year in Northern Illinois Big 12 Conference ... Daily Chronicle Player of the Year... honorable mention all-conference as a junior ... **Career** -- Two-year letterman as linebacker and tight end ... as a senior recorded 94 tackles with eight tackles for loss and four sacks, while also recording 14 receptions for 366 yards ... totaled 81 tackles as a junior with three tackles for loss, along with nine receptions on offense for 276 yards and three touchdowns ... helped prep team reach state quarterfinals as a junior and returned to the playoffs as a senior ... teamed with older brother as a sophomore to help team advance to state semifinals ... team captain as a senior.

Personal -- Born 12/02/97 in Waterloo, Iowa ... enterprise leadership major ... first-team academic all-state honors and member of National Honor Society ... parents are Lou Ann and Jay Niemann ... father Jay is in first year as Iowa's assistant defensive line coach and defensive recruiting coordinator ... brother Ben is former Hawkeye linebacker who currently plays for Kansas City Chiefs ... high school coach was Joe Ryan.

Career Bests

Tackles: _____ 10 vs. Wisconsin, 9/22/18
Solos: _____ 4 vs. Northern Illinois, 9/1/18
Assists: _____ 7 vs. Wisconsin, 9/22/18
Tackles for Loss: _____ 1, twice, last vs. Iowa State, 9/8/18
QB Sacks: _____ 1 vs. Iowa State, 9/8/18

Game-By-Game Defensive Stats

2017	Solo-Ast.	2018	Solo-Ast.
Wyoming	0-0	N. Ill.	4-0
at IA State	1-0	IA State	3-4
N. Texas	0-0	N. Iowa	0-1
PSU	0-1	Wisconsin	3-7
at MSU	0-0	at Minn.	INJ
Illinois	0-0	at Ind.	INJ
at N'western	0-0	Maryland	2-0
Minnesota	1-0	at PSU	0-0
Ohio State	1-0	at Purdue	1-0
at Wisconsin	0-0	N'western	0-4
Purdue	0-0	at Illinois	2-2
at Nebraska	0-0	Nebraska	2-3
Boston C. (n)	1-0	Miss. State (n)	1-4
Totals	4-1	Totals	18-25

Career Statistics

Defense	Solo	Ast.	Total	T/Loss	Sacks	PBU	QBH	BLK	FF	RF
Freshman	4	1	5	0/0	0/0	0	0	0	0	0
Sophomore	18	25	43	2.5/17	1/9	0	1	0	0	0
Career	22	26	48	2.5/17	1/9	0	1	0	0	0


54 - - Daviyon Nixon (DAVE-ee-un)
Defensive Tackle
6-3, 309, Sophomore
Kenosha, Wis. (Indian Trail HS)
Iowa Western Community College

Hawk Item - - Played one season at Iowa Western Junior College before joining Iowa program for 2018 spring semester.


2019 - - Listed as co-second team left tackle following spring practice.

2018 - - Redshirted.

Junior college - - Second-team all-conference in only season at Iowa Western. . . recorded 44 tackles, with nine tackles for loss and five sacks in helping team post 11-1 record and earn invitation to Graphic Edge Bowl . . . junior college coach was Scott Strohmeier.

High school honors - - Earned first-team all-state and all-conference honors as a senior . . . named Most Improved as a junior and senior . . . earned Coaches Hustle Award as a junior and senior . . . second-team all-conference as a junior . . . **Career** - - Four-year football letterman as tackle and end . . . helped prep team advance to state playoffs for three straight years . . . recorded 45 tackles in eight games as a senior, with eight tackles for loss, six sacks, four forced fumbles, and seven pass break-ups . . . collected 56 tackles in nine games as a junior, with 10 tackles for loss, nine sacks, five forced fumbles, and six pass break-ups . . . team captain as a junior and senior . . . also four-year letterman in basketball.

Personal - - Born 12/13/98 . . . African American studies major . . . parents are Danielle and Rodney Nixon and Chwanda and Kacey Frierson-Nixon . . . high school coach was Mike McKay.


11 - - *Michael Ojemudia**
(oh-jay-MOO-dee-uh)
Defensive Back
6-1, 200, Senior
Farmington Hills, Michigan (Harrison HS)

Hawk Item - - Member of 2019 Leadership Group.

2019 - - Listed as first team left cornerback following spring practice.

2018 - - Played in all 13 games with seven starts at cornerback . . . recorded 39 tackles, three interceptions for 38 yards and six pass break-ups . . . started at cornerback in 33-7 win over Northern Illinois, recording one assisted tackle as defense allowed just 211 yards total offense . . . started at cornerback in 13-3 win over Iowa State as defense allowed just 19 net rushing yards and 188 yards total offense . . . six tackles vs. ISU, with three solo stops and three assists, to go with one pass break-up . . . started at cornerback in 38-14 win over Northern Iowa as defense allowed just six net rushing yards and 222 yards total offense . . . recorded five tackles vs. UNI, including three solo stops and two assists . . . first career interception vs. UNI, with 29 yard return . . . started at cornerback in 28-17 loss to #18 Wisconsin . . . seven tackles vs. Wisconsin, including three solo stops and four assists, with a shared tackle for loss . . . recorded one solo tackle as defense allowed just 67 net rushing yards in 42-16 win at Indiana . . . started at cornerback in 14-10 loss to Northwestern . . . four tackles vs. Northwestern, including three solo stops and one assist, along with one pass break-up . . . started at cornerback in 63-0 win at Illinois as defense allowed just 216 yards total offense . . . recorded four tackles at Illinois, including three solo tackles and one assist . . . recorded second interception of the season in second quarter and added career-high two pass break-ups . . . recorded three tackles in 31-28 win over Nebraska, including two solo stops and one assist . . . one pass interception and nine yard return in the fourth quarter for his second theft in two weeks, along with two pass break-ups . . . started at cornerback in 27-22 Outback Bowl win over #18 Mississippi State . . . matched career-high with eight tackles vs. MSU, including five solo stops and three assists.

2017 - - Recorded 29 tackles, including 20 solo stops and nine assists, and one pass break-up . . . started at cornerback in 24-3 win over Wyoming, recording three solo tackles . . . four tackles in 44-41 OT win at Iowa State, with one solo tackle and three assists, along with one pass break-up . . . recorded one solo tackle in 31-14 win over North Texas . . . recorded one solo tackle in 21-19 loss to #4 Penn State . . . started at cornerback in 17-10 loss at Michigan State, recording career-high eight tackles, including four solo tackles and four assists . . . started at cornerback in 45-16 win over Illinois, recording six solo tackles . . . recorded one solo tackle in 17-10 OT loss at Northwestern . . . recorded one assisted tackle in 17-10 win over Minnesota . . . recorded one solo tackle in 55-24 win over #3 Ohio State . . . recorded one assisted tackle in 38-14 loss at #6 Wisconsin . . . recorded one solo tackle in 24-15 loss to Purdue . . . recorded one solo tackle in 27-20 Pinstripe Bowl win over Boston College as defense allowed just 21 net rushing yards and 102 yards total offense in second half.

2016 - - Saw action in all 13 games, recording three solo tackles, two assists and one pass break-up . . . recorded two assisted tackles in 45-21 win over Miami . . . two solo tackles and one pass break-up in 42-3 win over Iowa State . . . recorded one solo tackle in 23-21 loss to North Dakota State.

2015 - - Redshirted.

High school honors - - Named to All-County Dream Team as a senior . . . selected to participate in Border Classic (Michigan vs. Ohio) for Team Michigan . . . **Career** - - Four-year letterman as linebacker and tight end . . . team captain as a senior . . . helped prep team reach state regionals as a junior and semifinals as a senior, posting two-year record of 20-5 . . . led team with 105 tackles as a senior, along with three interceptions . . . recorded 80 tackles as a junior while forcing eight fumbles . . . also lettered in track, competing in hurdle events and earning all-state honors in 110-meter hurdles.

Personal - - Born 9/12/97 . . . mechanical engineering major . . . parents are Bose and Dennis Ojemudia . . . member of prep Honor Roll . . . high school coach was John Herrington.

Career Bests


Tackles: _____ 8, twice, last vs Mississippi State, 1/1/19
 Solos: _____ 6 vs. Illinois, 10/7/17
 Assists: _____ 4, twice, last vs. Wisconsin, 9/22/18
 Tackle for Loss: _____ .5 vs. Wisconsin, 9/22/18
 Interception: _____ 1, three times, last vs. Nebraska, 11/23/18
 Pass Break-Ups: _____ 2, twice, last vs. Nebraska, 11/23/18

Game-By-Game Defensive Stats

2016	Solo-Ast.	2017	Solo-Ast.	2018	Solo-Ast.
Miami	0-2	Wyoming	3-0	N. Ill.	0-1
IA State	2-0	at IA State	1-3	IA State	3-3
NDSU	1-0	N. Texas	1-0	N. Iowa	3-2
at Rutgers	0-0	PSU	1-0	Wisconsin	3-4
N'western	0-0	at MSU	4-4	at Minn.	0-0
at Minn.	0-0	Illinois	6-0	at Ind.	1-0
at Purdue	0-0	at N'western	1-0	Maryland	0-0
Wisconsin	0-0	Minnesota	0-1	at PSU	0-0
at PSU	0-0	Ohio State	1-0	at Purdue	0-0
Michigan	0-0	at Wisconsin	0-1	N'western	3-1
at Illinois	0-0	Purdue	1-0	at Illinois	3-1
Nebraska	0-0	at Nebraska	0-0	Nebraska	2-1
Florida (n)	0-0	Boston C. (n)	1-0	Miss. State (n)	5-3
Totals	3-2	Totals	20-9	Totals	23-16

Career Statistics

Defense	Solo	Ast.	Total	T/Loss	Sacks	Int-Yds.	PBU	FF	RF
Freshman	3	2	5	0/0	0/0	0-0	1	0	0
Sophomore	20	9	29	0/0	0/0	0-0	2	0	0
Junior	23	16	39	.5/2	0/0	3-38	6	0	0
Career	46	27	73	.5/2	0/0	3-38	9	0	0

**8 - Alex Padilla (puh-DEE-ah)****Quarterback****6-1, 193, Freshman****Greenwood Village, Colo. (Cherry Creek HS)**

Hawk Item -- Enrolled in 2019 spring semester and participated in spring practice.

2019 -- Not listed on depth chart following spring practice.

High school honors -- Earned first-team all-state honors as a junior and senior ... first-team all-conference as a junior and senior ... named conference Offensive Player of the Year as a junior and senior ... Comeback Player of the Year in 2017 ... **Career** -- Four-year football letterman ... helped prep team advance to state playoffs four straight years, including state runner-up finish as a senior ... four-year record of 40-12, including 12 wins as a senior ... holds school records for touchdown passes in a season and career, and passing yards for a season and career ... completed 170-of-251 pass attempts for 1,951 yards and 24 touchdowns as a senior, with four interceptions ... completed 182-of-269 attempts for 2,678 yards and 40 touchdowns, with nine interceptions, as a junior ... completed 58-of-106 attempts for 599 yards and four touchdowns, with two interceptions, in four games as a sophomore ... completed 32-of-58 passes for 456 yards and four touchdowns, with five interceptions, as a freshman ... three-year team captain ... also lettered in baseball.

Personal -- Born 3/15/01 ... health and human physiology major ... earned CHSAA Academic All-State recognition as a junior and senior ... parents are Alison and Mike Padilla ... high school coach was Dave Logan.

**40 - Turner Pallissard****Fullback****6-0, 242, Redshirt Freshman****Frankfort, Ill. (Lincoln-Way East HS)**

2018 -- Redshirted after joining the team as a walk-on.

Personal -- Born 4/12/00 ... pre-business major ... parents are Beth and Joel Pallissard ... attended same high school as WR Jackson Ritter ... high school coach was Rob Zvonar.

**68 - *Landan Paulsen****Offensive Line****6-5, 305, Senior****Moville, Iowa (Woodbury Central HS)**

Hawk Item -- Member of 2019 Leadership Group.

2019 -- Listed as first team left guard following spring practice.

2018 Honors -- Academic All-Big Ten for second year ... **2018** -- Saw action in 33-7 win over Northern Illinois as offense gained 209 net rushing yards ... saw action in 13-3 win over Iowa State ... saw action in 38-14 win over Northern Iowa as offense gained 545 yards total offense ... saw action in 28-17 loss to #18 Wisconsin ... saw action in 48-31 win at Minnesota as offense gained 420 yards total offense ... saw action in 42-16 win at Indiana as offense gained 479 yards total offense ... saw action in 23-0 win over Maryland as offense gained 224 net rushing yards ... saw action on special teams in 30-24 loss at #17 Penn State ... saw action on special teams in 38-36 loss at Purdue ... saw action on special teams in 14-10 loss to Northwestern ... saw action in 63-0 win at Illinois as offense gained 400 yards total offense ... saw action in 31-28 win over Nebraska as offense rushed for 226 yards and gained 419 yards total offense ... saw action on special teams in 27-22 Outback Bowl win over #18 Mississippi State.


2017 Honors -- Academic All-Big Ten ... **2017** -- Saw action on special teams in 27-20 Pinstripe Bowl win over Boston College.

2016 -- Saw first action of career in 42-3 win over Iowa State as offense gained 435 yards total offense.

2015 -- Redshirted.

High school honors -- Named to *Des Moines Register* Elite All-State team as an offensive lineman as a senior ... named Class A first-team all-state as a senior by *Des Moines Register* and Iowa Newspaper Association ... All-Northwest Iowa and all-district first team as a senior, along with being named district offensive MVP ... selected to compete in Iowa Shrine Bowl following senior season and nominee for U.S. Army All-American Bowl ... as a junior, was second-team all-state by *Des Moines Register*, first-team all-district and third-team all-Northwest Iowa ... first-team all-district and fourth-team All-Northwest Iowa as a sophomore ... **Career** -- Four-year letterman as offensive guard and defensive tackle ... team captain for final three prep seasons ... helped prep team reach playoffs as a freshman, sophomore and senior, with 10-2 record in final prep season as team reached state quarterfinals ... recorded 49 tackles as a senior, with 17 tackles for loss, three sacks, and two fumble recoveries ... recorded 35 tackles as a junior ... collected 52 tackles as a sophomore, with five tackles for loss, one sack, and one fumble recovery ... as a freshman recorded 14 tackles, including two tackles for loss and one sack, along with one blocked punt ... also lettered in wrestling (4), track (3), and baseball (2) ... placed second at the Class 1A state wrestling tournament as a junior.

Personal -- Born 10/10/96 ... health and human physiology major ... earned enterprise leadership degree in Spring 2019 ... parents are Michelle and Dan Paulsen ... National Honor Society member ... first-team academic all-state as a junior and all-district honoree as a senior ... member of high Honor Roll ... twin brother Levi is also an offensive lineman for Iowa football team ... one of three sets of brothers on Iowa roster ... high school coach was Kelly Manker.



66 - *Levi Paulsen**
Offensive Line
6-5, 305, Senior
Moville, Iowa (Woodbury Central HS)

Hawk Item -- Member of 2019 Leadership Group.

2019 -- Listed as second team right guard following spring practice.

2018 Honors -- Academic All-Big Ten for third year

... **2018** -- Started at left tackle in 33-7 win over Northern Illinois as offense rushed for 209 net yards ... saw action in 13-3 win over Iowa State ... saw action in 38-14 win over Northern Iowa as offense gained 545 yards total offense ... saw action in 28-17 loss to #18 Wisconsin ... saw action in 48-31 win at Minnesota as offense gained 420 yards total offense ... saw action in 42-16 win at Indiana as offense gained 479 yards total offense ... saw action in 23-0 win over Maryland as offense gained for 224 net rushing yards ... saw action on special teams in 30-24 loss at #17 Penn State ... saw action at left guard in 38-36 loss at Purdue ... saw action on special teams in 14-10 loss to Northwestern ... saw action in 63-0 win at Illinois as offense gained 400 yards total offense ... saw action in 31-28 win over Nebraska as offense rushed for 226 yards and gained 419 yards total offense ... saw action on special teams in 27-22 Outback Bowl win over #18 Mississippi State.

2017 Honors -- Academic All-Big Ten for second year ... **2017** -- Saw action on special teams in 24-3 win over Wyoming ... saw action on special teams in 44-41 OT win at Iowa State as offense gained 497 yards total offense ... saw action in 31-14 win over North Texas as offense gained 435 yards total offense ... saw action in 21-19 loss to #4 Penn State ... saw action in 17-10 loss at Michigan State ... saw action in 45-16 win over Illinois as offense gained 441 yards total offense ... saw action on special teams in 17-10 OT loss at Northwestern ... saw action on special teams in 17-10 win over Minnesota ... saw action in 55-24 win over #3 Ohio State as offense gained 487 yards total offense ... saw action on special teams in 38-14 loss at #6 Wisconsin ... did not see action in 24-15 loss to Purdue ... started at right tackle and played every offensive down in 27-20 Pinstripe Bowl win over Boston College.

2016 Honors -- Academic All-Big Ten ... **2016** -- Saw action in nine games, with one start at right guard ... saw action in 45-21 win over Miami as offense gained 404 yards total offense ... saw action in 42-3 win over Iowa State as offense gained 435 yards total offense ... saw action at both guard and tackle in 49-35 win at Purdue as offense rushed for 365 yards net rushing yards and gained 520 yards total offense ... saw action on special teams in 17-9 loss to #10 Wisconsin ... saw action on special teams in 41-14 loss at #12 Penn State ... saw action at right guard in 14-13 win over #2 Michigan ... started at right guard in 28-0 win at Illinois as offense rushed for 262 yards and gained 342 yards total offense ... saw action in 40-10 win over #15 Nebraska as offense rushed for 264 net yards and gained 408 yards total offense ... saw action in 30-3 Outback Bowl loss to #17 Florida.

2015 -- Redshirted.

High school honors -- Named to *Des Moines Register* Elite All-State team as a defensive lineman as a senior ... named Class A first-team all-state as a senior by *Des Moines Register* and Iowa Newspaper Association ... All-Northwest Iowa and all-district first team as a senior, along with being named district defensive MVP ... selected to compete in Iowa Shrine Bowl following senior season and nominee for U.S. Army All-American Bowl ... as a junior, was second-team all-state by *Des Moines Register*, first-team all-district and second-team All-Northwest Iowa ... first-team all-state as a sophomore by *Des Moines Register* and first-team all-district ... also third-team all-state by Iowa Newspaper Association and third-team All-Northwest Iowa ... **Career** -- Four-year letterman as offensive tackle and defensive end ... team captain for final three prep seasons ... helped prep team reach playoffs as a freshman, sophomore, and senior, with 10-2 record in final prep season as team reached state quarterfinals ... recorded 56 tackles as a senior, with 28 tackles for loss, two sacks, two fumble recoveries, and one touchdown ... recorded 30 tackles as a junior, with one sack ... collected 52 tackles as a sophomore, with five tackles for loss and two fumble recoveries ... as a freshman recorded 35 tackles, including four tackles for loss and one sack ... also lettered in wrestling (4), track (3) and baseball ... posted an undefeated regular season on the mat as a junior and won state Class 1A heavyweight title as a senior.

Personal -- Born 10/10/96 ... geography major ... earned enterprise leadership degree in Spring 2019 ... parents are Michelle and Dan Paulsen ... member of National Honor Society and earned academic all-district recognition ... member of high Honor Roll ... twin brother Landan is also an offensive lineman for Iowa football team ... one of three sets of brothers on Iowa roster ... high school coach was Kelly Manker.



7 - - Spencer Petras (PEE-tris)
Quarterback
6-5, 230, Redshirt Freshman
San Rafael, Calif. (Marin Catholic HS)

Hawk Item -- Enrolled in 2018 spring semester and participated in spring practice ... redshirted in 2018 after seeing action in just two games ... one of 12 true freshmen to see action in 2018.

2019 -- Not listed on depth chart following spring practice.

2018 -- Saw action in two games, with one incomplete pass ... saw first action of career in 23-0 win over Maryland, recording one incomplete pass as offense gained 224 net rushing yards.

High school honors -- Named Metro Player of the Year and conference Player of the Year as a senior ... team Most Valuable Player as a senior ... first-team all-conference and team offensive MVP as a junior ... **Career** -- Three-year football letterman ... helped prep team post three-year mark of 35-5 while participating in state playoffs all three seasons ... holds school records for passing yards in a game (502) and season (4,157) ... passing touchdowns in a game (5) and season (50), and single-game completion percentage (100 percent) ... records for season yards and season touchdowns previously held by current NFL quarterback Jared Goff ... completed 199-of-312 pass attempts (63.8%) as a senior, passing for 4,157 yards and 50 touchdowns, with two interceptions ... also rushed for 223 yards and nine touchdowns ... passed for 502 yards and four touchdowns in leading team to 59-56 win in Section Championship as a senior ... completed 172-of-305 attempts (56%) as a junior, passing for 3,036 yards and 33 touchdowns, with eight interceptions ... also rushed for 310 yards and seven touchdowns ... team captain as a senior ... also earned four letters in track, competing in sprints, hurdles, and shot put.

Personal -- Born 11/18/99 ... open major ... parents are Sarah and Adam Petras ... high school coach was Mazi Moayed.

Career Passing Bests

Attempts: _____ 1 vs. Maryland, 10/20/18

2018 Game-By-Game Stats

Passing	Com.	At.	Yds.	TD	Int.	Lng
N. Ill.	_____	DNP	_____	_____	_____	_____
IA State	_____	DNP	_____	_____	_____	_____
N. Iowa	_____	DNP	_____	_____	_____	_____
Wisconsin	_____	DNP	_____	_____	_____	_____
at Minn.	_____	DNP	_____	_____	_____	_____
at Ind.	_____	DNP	_____	_____	_____	_____
Maryland	_____	0	1	0	0	0
at PSU	_____	DNP	_____	_____	_____	_____
at Purdue	_____	DNP	_____	_____	_____	_____
N'western	_____	DNP	_____	_____	_____	_____
at Illinois	_____	0	0	0	0	0
Nebraska	_____	DNP	_____	_____	_____	_____
Miss. State (n)	_____	DNP	_____	_____	_____	_____
Totals	_____	0	1	0	0	0

Career Statistics

Passing	Com.	At.	Pct.	Yds.	TD	Int.	Lng
Freshman	_____	0	1	.000	0	0	0



79 - - Jack Plumb
Offensive Line
6-7, 272, Redshirt Freshman
Green Bay, Wis. (Bay Port HS)

Hawk-Item -- Redshirted in 2018 after seeing action in just one game ... one of 12 true freshmen to see action in 2018.

2019 -- Listed as second team right tackle following spring practice.

2018 -- Saw first action of career in 63-0 win at Illinois, playing left tackle as offense gained 400 yards total offense.

High school honors -- Honorable mention all-state as a senior ... earned first-team all-conference and all-region honors as a senior ... honorable mention all-conference as a junior ... **Career** -- Four-year football letterman at tight end ... helped prep team advance to state playoffs four straight years, with four-year record of 41-6 ... five receptions for 85 yards and two touchdowns as a senior ... 10 receptions for 200 yards and five touchdowns as a junior ... team captain as a senior ... also a four-year basketball letterman and earned two letters in track ... is just the third basketball player in school history to score over 1,000 career points.

Personal -- Born 12/26/99 ... open major ... parents are Susie and John Plumb ... one of two players from Green Bay on Iowa roster ... high school coach was Gary Westerman.



38 - - Monte Pottebaum
Linebacker
6-1, 236, Redshirt Freshman
Larchwood, Iowa (West Lyon HS)

2018 Honors -- Team Leader Award, offense ... **2018** -- Redshirted after joining the team as a walk-on.

High school honors -- Earned first-team all-state honors as a senior ... first-team all-conference as a junior and senior ... honorable mention all-conference as a sophomore ... **Career** -- Played

linebacker, fullback and tight end as a prep, earning three letters ... helped prep team post 11-1 record as a senior and 7-3 mark as a junior, while participating in state playoffs four straight years ... team captain as a senior ... as a senior rushed 149 times for 868 yards and 18 touchdowns ... recorded 75 tackles on defense ... also lettered in wrestling, baseball and track.

Personal -- Born 1/7/2000 ... health and human physiology major ... earned academic all-state recognition ... parents are Kristy and Dale Pottebaum ... high school coach was Jay Rozeboom.



89 - - Nico Ragaini (ruh-GAIN-ee)
Wide Receiver
6-0, 192, Redshirt Freshman
East Haven, Conn. (Notre Dame HS/Avon Old Farms Prep)

Hawk Item -- Redshirted in 2018 after seeing action in just three games ... one of 12 true freshmen to see action in 2018 ... attended Avon Old Farms Prep School for one semester following high school career ... enrolled in 2018 spring semester and participated in spring practice.

2019 -- Listed as first team wide receiver following spring practice.

2018 -- Saw action in three games, recording one reception for seven yards ... saw action in 38-14 win over Northern Iowa as offense gained 545 yards total offense ... first career reception for seven yards vs. UNI.

High school honors -- Two-time Male Athlete of the Year in New Haven ... earned All-New England recognition at prep school ... earned all-state honors for final three high school seasons after starting as a wide receiver as a freshman ... named to Walter Camp all-state team as a junior and senior ... **Career** -- Four-year football letterman as wide receiver and defensive back, helping prep team win 26 games in final three seasons ... career totals include 3,345 receiving yards in four seasons ... set state record for career receptions (222) ... 46 receptions for 923 yards and nine touchdowns in prep school ... as a senior recorded 59 receptions for 988 yards ... totaled 1,591 all-purpose yards and scored 13 touchdowns ... added 41 tackles and two interceptions on defense ... collected 64 receptions for 903 yards as a junior, totaling 1,708 all-purpose yards ... as a sophomore recorded 71 receptions for 1,036 yards and 14 touchdowns ... 28 receptions for 418 yards and two touchdowns as a freshman ... also participated in lacrosse and indoor track as a prep ... holds school lacrosse records for career assists (109) and points (180) ... earned all-state recognition in track on 4 x 400-meter relay unit ... team captain as a senior.

Personal -- Born 1/26/99 ... health and human physiology major ... National Honor Society ... parents are Josanna and Gianni Ragaini ... high school coach was Tom Marcucci ... prep school coach was Bill Mella.

Career Receiving Bests

Receptions: _____ 1 vs. Northern Iowa, 9/15/18
Yards: _____ 7 vs. Northern Iowa, 9/15/18
Long: _____ 7 vs. Northern Iowa, 9/15/18

2018 Game-By-Game Stats

Receiving No. Yds. TD Lng

N. Ill. _____ 0 _____ 0 _____ 0 ---

IA State _____ DNP _____

N. Iowa _____ 1 _____ 7 _____ 0 _____ 7

Wisconsin _____ DNP _____

at Minn. _____ DNP _____

at Ind. _____ DNP _____

Maryland _____ DNP _____

at PSU _____ DNP _____

at Purdue _____ DNP _____

N'western _____ DNP _____

at Illinois _____ 0 _____ 0 _____ 0 ---


Nebraska _____ DNP _____

Miss. State (n) _____ DNP _____

Totals _____ 1 _____ 7 _____ 0 _____ 7

Career Statistics

Receiving No. Yds. Avg. TD Lng
Freshman _____ 1 _____ 7 _____ 7.0 _____ 0 _____ 7



7 - - **Colten Rastetter (RASS-tet-ir)
Punter
6-1, 213, Senior
Guttenberg, Iowa (Clayton Ridge HS)

Hawk Item -- Tied Pinstripe Bowl record in 2017 for punts (six) ... has completed four-of-four pass attempts on special teams, including a 10-yard touchdown pass ... earned Dean's List recognition, fall, 2018 ... member of 2019 Leadership Group.

2019 -- Listed as co-first team punter following spring practice.

2018 Honors -- Academic All-Big Ten for second year ... named to Ray Guy Award Watch List ... **2018** -- Handled majority of punting duties throughout the season ... averaged 38.9 yards on 53 punts, with a long of 69 yards ... four punts of 50 yards or more, 19 punts inside the 20, with just two touchbacks ... completed 2-2 pass attempts on special teams for 11 yards and one touchdown ... handled all punting duties and held for all placements in 33-7 win over Northern Illinois ... averaged 53.8 yards on four punts, with a long of 69 yards and three over 50 yards ... placed one punt inside the five and had just one returned ... punted four times vs. Iowa State for a 42.2 average, with a long of 51 yards and three punts inside the 20, while allowing no returns ... handled all punting duties and held for all placements in 38-14 win over

Northern Iowa . . . averaged 35 yards on two punts vs. UNI, with a long of 37 yards . . . handled all punting duties and held for all placements in 28-17 loss to #18 Wisconsin . . . averaged 38 yards on three punts, with a long of 46 yards and two of three punts inside the 20, while allowing just one return for five yards . . . handled all punting duties and held for all placements in 48-31 win at Minnesota . . . averaged 41.5 yards on four punts at Minnesota, with a long of 47 yards and two punts inside the 20, while allowing just one return for six yards . . . handled all punting duties and held for all placements in 42-16 win at Indiana . . . averaged 44.5 yards on two punts at Indiana, with a long of 46 yards . . . handled all punting duties and held for all placements in 23-0 win over Maryland . . . averaged 46.5 yards on two punts, with a long of 48 yards vs. Maryland while placing both punts inside the 20 . . . handled all punting duties and held for all placements in 30-24 loss at #17 Penn State . . . averaged 37 yards on seven punts at Penn State, with a long of 41 yards and three punts inside the 20, while allowing just 10 yards on three returns . . . also completed 10-yard touchdown pass from field goal formation in first quarter . . . handled all punting duties and held for all placements in 38-36 loss at Purdue . . . averaged 35.0 yards on five punts, with a long of 44 and two punts inside the 20 . . . handled all punting duties and held for all placements in 14-10 loss to Northwestern . . . averaged 34.9 yards on seven punts, with a long of 41 yards and three punts inside the 20 . . . handled all punting duties and held for all placements in 63-0 win at Illinois . . . averaged 38.8 yards on four punts, with a long of 44 yards and one kick inside the 20 . . . handled all punting duties and held for all placements in 31-28 win over Nebraska . . . averaged 36.5 yards on two punts, with a long of 38 yards . . . also completed only pass attempt from field goal formation . . . handled all punting duties and held for all placements in 27-22 Outback Bowl win over #18 Mississippi State . . . averaged 34.4 yards on seven punts vs. MSU, with a long of 47 yards.

2017 Honors -- Academic All-Big Ten . . . **2017** -- Averaged 37.8 yards on 55 punts, with a long of 55 yards . . . had five punts of 50 yards or more, with 11 punts inside the 20, 10 fair catches, and no touchbacks . . . handled all punting and held for all placements in 24-3 win over Wyoming . . . averaged 38.2 yards on four punts vs. Wyoming, with a long of 42 yards, one punt inside the 20, and did not allow any return yards . . . handled all punting duties and held for all placements in 44-41 OT win at Iowa State . . . averaged 39.7 yards on seven punts at Iowa State, with a long of 44 yards . . . two punts inside the 20 at Iowa State while allowing no return yards . . . handled all punting duties and held for all placements in 31-14 win over North Texas . . . one punt for 47 yards vs. North Texas, allowing no return yards . . . handled all punting duties and held for all placements in 21-19 loss to #4 Penn State . . . averaged 41.1 yards on seven punts, with a long of 53 yards . . . two punts inside the 20, with just one return for four yards . . . handled all punting duties and held for all placements in 17-10 loss at Michigan State . . . averaged 37.8 yards on six punts at MSU, with a long of 49 yards and one punt inside the 20 . . . also completed only pass attempt for 15 yards and a first down on fourth down play . . . held for all placements in 45-16 win over Illinois . . . saw action in 17-10 OT loss at Northwestern, with one punt for a career-long 55 yards, while also holding for all placements . . . shared punting duties and help for all placements in 17-10 win over Minnesota . . . averaged 40.8 yards on four punts, with a long of 47 yards and two punts inside the 20 . . . handled punting duties and held for all placements in 55-24 win over #3 Ohio State . . . averaged 39 yards on two punts vs. Ohio State, with a long of 42 yards . . . also completed pass attempt from field goal formation for 18 yard gain, leading to Iowa touchdown, and had one rushing attempt for seven yards from punt formation . . . handled all punting duties and held for all placements in 38-14 loss at #6 Wisconsin . . . averaged 40.2 yards on career-high nine punts, with a long of 52 yards . . . handled all punting duties and held for all placements in 24-156 loss to Purdue . . . averaged 29.7 yards on six punts, with a long of 42 yards and one punt inside the 20 . . . handled all punting duties and held for all placements in 56-14 win at Nebraska . . . averaged 27 yards on two punts at Nebraska, with a long of 34 yards . . . handled all punting duties and held for all placements in 27-20 Pinstripe Bowl win over Boston College . . . averaged 32.5 yards on six punts vs. Boston College, with a long of 41 yards and two punts inside the 20 and allowing minus two yards on one return.

2016 -- Recorded one punt for 42 yards . . . saw action in 42-3 win over Iowa State, booting the first punt of his career 42 yards . . . saw action in 14-7 win at Minnesota, holding for one field goal attempt . . . saw action in 17-9 loss to #10 Wisconsin, holding on successful 47-yard field goal . . . saw action in 14-13 win over #2 Michigan, holding on one field goal attempt.

2015 -- Redshirted after joining the program as a walk-on.

70 | Iowa Hawkeye Football

High school honors -- Earned first-team all-state and all-district honors as punter and wide receiver as a senior . . . earned first-team all-district honors as a wide receiver and was district MVP as punter as a junior . . . second-team all-state punter and district MVP as a sophomore . . . team MVP as a senior . . . **Career** -- Four-year letterman as punter, wide receiver and linebacker . . . team captain as a junior and senior . . . set school records for touchbacks in a game and punting average for a season . . . helped team advance to state playoffs as a sophomore and junior . . . three-year career punting average of 40.2 yards, with a long of 69 yards . . . scored 143 career points, including five field goals, with a long of 39 yards . . . also lettered in basketball, baseball and track.

Personal -- Born 2/10/97 . . . earned degree in sport and recreation management in Spring 2019 . . . parents are Julie and Thor Rastetter . . . member of National Honor Society . . . earned academic all-state recognition four straight years . . . high school coaches were Nick Brewer and Chad Harbaugh.

Career Punting Bests

Punts: _____ 9 at Wisconsin, 11/11/17
 Average: _____ 55.0 (1) at Northwestern, 10/21/17
 Long: _____ 69 vs. Northern Illinois, 9/12/18

Game-by-Game Punting

2017	No.	Yds.	Avg.	Lng	2018	No.	Yds.	Avg.	Lng
Wyoming	4	153	38.2	42	N. Ill.	4	215	53.8	69
at IA State	7	278	39.7	44	IA State	4	169	42.2	51
N. Texas	1	47	47.0	47	N. Iowa	2	70	35.0	37
PSU	7	288	41.1	53	Wisc.	3	114	38.0	46
at MSU	6	227	37.8	49	at Minn.	4	166	41.5	47
Illinois	0	0	---	---	at Ind.	2	89	44.5	46
at N'western	1	55	55.0	55	Maryland	2	93	46.5	48
Minnesota	4	163	40.8	47	at PSU	7	259	37.0	41
Ohio State	2	78	39.0	42	at Purdue	5	175	35.0	44
at Wisconsin	9	362	40.2	52	N'western	7	244	34.9	41
Purdue	6	178	29.7	42	at Illinois	4	155	38.8	44
at Nebraska	2	54	27.0	34	Nebraska	2	73	36.5	38
Boston C. (n)	6	195	32.5	42	MSU (n)	7	241	34.4	47
Totals	55	2,078	37.8	55	Totals	53	2,063	38.9	69

Punting	No.	Yds.	Avg.	Lng	50+	In-20	TB	Blk	FC
Freshman	1	42	42.0	42	0	0	0	0	1
Sophomore	55	2,078	37.8	55	5	11	0	0	10
Junior	53	2,063	38.9	69	4	19	2	1	9
Career	109	4,183	38.4	69	9	30	2	1	20



91 - **Brady Reiff (REEF)

Defensive Line
6-3, 277, Senior
Parkston, South Dakota (Parkston HS)

Hawk Item -- Joined program for 2015 spring practice . . . moved from end to tackle following 2016 regular season . . . member of 2019 Leadership Group.

2019 -- Listed as first team right tackle following spring practice.

2018 Honors -- Academic All-Big Ten for second year . . . **2018** -- Saw action in 11 games, recording 12 tackles, including one sack . . . one solo tackle and one assist in 38-14 win over Northern Iowa, including one sack . . . saw action in 23-0 win over Maryland, recording two assisted tackles as defense allowed just 39 offensive plays and 115 yards total offense . . . saw action in 30-24 loss at #17 Penn State, recording one assisted tackle . . . saw action at defensive tackle in 38-36 loss at Purdue, recording one solo tackle and one assist . . . saw action in 14-10 loss to Northwestern, recording career-best two solo tackles, along with one assist . . . saw action in 27-22 Outback Bowl win over #18 Mississippi State, recording one solo tackle and one assist.

2017 Honors -- Academic All-Big Ten . . . **2017** -- Saw action in all 13 games, recording 13 tackles, with one tackle for loss and one sack . . . collected one interception, one forced fumble and three pass break-ups . . . recorded first career interception and five yard return, along with one assisted tackle in 24-3

win over Wyoming . . . recorded one solo tackle and one QB pressure in 44-41 OT win at Iowa State . . . recorded career-best two tackles in 21-19 loss to #4 Penn State, with one solo tackle, one assist and one pass break-up . . . recorded one solo tackle, one pass break-up and a caused fumble in 55-14 win over #3 Ohio State . . . career-high four tackles in 38-14 loss at #6 Wisconsin, including one solo stop and three assists . . . first career sack at Wisconsin . . . recorded one assisted tackle and one pass break-up in 24-15 loss to Purdue . . . recorded one assisted tackle in 56-14 win at Nebraska . . . recorded two assisted tackles as defense allowed just 21 net rushing yards and 102 yards total offense in the second half in 27-20 Pinstripe bowl win over Boston College.

2016 -- Saw action in seven games, recording one assisted tackle . . . recorded one shared tackle for loss for first career stop in 28-0 win at Illinois.

2015 -- Redshirted.

High school honors -- Earned first-team all-state honors as a junior and senior . . . named to Elite 45 squad as a junior and senior . . . **Career** -- Played defensive end, linebacker, tight end and wide receiver during prep career . . . team captain as a junior and senior . . . helped prep team reach state championship game as a junior . . . won state title as a senior, the first ever football state title for Parkston High School . . . also competed in wrestling and track . . . two-time state wrestling champion at 220 pounds . . . state Wrestler of the Year as a sophomore . . . qualified for state track meet in open 200, and 4 x 100, 4 x 200 and medley relay units.

Personal -- Born 3/25/96 . . . earned degree in sport and recreation management in Spring 2019 . . . parents are Jo and Tom Reiff . . . brother of former Iowa All-American offensive lineman Riley Reiff . . . attended same high school as DB Wes Dvorak . . . high school coach was Eric Norden.

Career Bests


Tackles: _____ 4 at Wisconsin, 11/11/17
 Solos: _____ 2 vs. Northwestern, 11/10/18
 Assists: _____ 3 at Wisconsin, 11/11/17
 QB Sacks: _____ 1, twice, last vs. Northern Iowa, 9/15/18
 Tackle for Loss: _____ 1, twice, last vs. Northern Iowa, 9/15/18
 Forced Fumble: _____ 1 vs. Ohio State, 11/4/17
 Interception: _____ 1 vs. Wyoming, 9/02/17
 Pass Break-up: _____ 1, three times, last vs. Purdue, 11/18/17

Game-By-Game Defensive Stats

2016	Solo-Ast.	2017	Solo-Ast.	2018	Solo-Ast.
Miami _____	0-0	Wyoming _____	0-1	N. Ill. _____	DNP
IA State _____	0-0	at IA State _____	1-0	IA State _____	DNP
NDSU _____	DNP	N. Texas _____	0-0	N. Iowa _____	1-1
at Rutgers _____	DNP	PSU _____	1-1	Wisconsin _____	0-0
N'western _____	DNP	at MSU _____	0-0	at Minn. _____	0-0
at Minn. _____	DNP	Illinois _____	0-0	at Ind. _____	0-0
at Purdue _____	0-0	at N'western _____	0-0	Maryland _____	0-2
Wisconsin _____	0-0	Minnesota _____	0-0	at PSU _____	0-1
at PSU _____	0-0	Ohio State _____	1-0	at Purdue _____	1-1
Michigan _____	DNP	at Wisconsin _____	1-3	N'western _____	2-1
at Illinois _____	0-1	Purdue _____	0-1	at Illinois _____	0-0
Nebraska _____	DNP	at Nebraska _____	0-1	Nebraska _____	0-0
Florida (n) _____	0-0	Boston C. (n) _____	0-2	Miss. State (n) _____	1-1
Totals _____	0-1	Totals _____	4-9	Totals _____	5-7

Career Statistics

Defense	Solo	Ast.	Total	T/Loss	Sacks	Int-Yds.	PBU	QBH	FF	RF
Freshman	0	1	1	0.5/1	0/0	0-0	0	0	0	0
Sophomore	4	9	13	1/4	1/4	1-5	3	1	1	0
Junior	5	7	12	1/4	1/4	0-0	0	0	0	0
Career	9	17	26	2.5/9	2/8	1-5	3	1	1	0



36 - - Mitch Riggs

Linebacker

6-1, 236, Redshirt Freshman

West Des Moines, Iowa (Dowling HS)

2019 -- Not listed on depth chart following spring practice.

2018 -- Redshirted after joining the team as a walk-on.

High school career -- member of prep team that posted 37-2 record over three years, winning three straight state championships . . . recorded 122.5 tackles as a senior, including 13 tackles for loss and four sacks . . . also had three interceptions.

Personal -- Born 6/4/00 . . . pre-business major . . . parents are Kim and Mike Riggs . . . attended same high school as DB Jack Koerner and DL John Waggoner . . . high school coach was Tom Wilson.



16 - - Terry Roberts

Defensive Back

5-10, 176, Redshirt Freshman

Erie, Pa. (Cathedral Prep)


2018 Honors -- Team Leader Award, special teams . . .

2018 -- Redshirted . . . did not see any game action.

2019 -- Not listed on depth chart following spring practice.

High school honors -- Earned first-team all-state, all-district and all-region honors as a senior as defensive back and wide receiver . . . earned first-team all-state, all-region, and all-district honors on defense as a junior . . . **Career** -- Three-year football letterman as defensive back and wide receiver and kick return specialist . . . prep team won state championships as a junior and senior after finishing as runner-up during sophomore season . . . three-year team record of 42-2, with undefeated seasons as a junior and senior . . . holds school record for receiving yards in a season with 1,237 yards . . . recorded 42 receptions for 1,237 yards and 16 touchdowns as a senior . . . on defense as a senior recorded 25 tackles, five interceptions, and seven pass break-ups . . . 13 interceptions for 192 yards and two touchdowns as a junior, with 32 tackles and two interceptions on defense . . . recorded 23 tackles and four interceptions as a sophomore . . . averaged 15.7 yards on 13 punt returns and 24.9 yards on 11 kickoff returns as a senior . . . 20.2 yard average on five punt returns as a junior, with one touchdown, while averaging 19 yards on 13 kickoff returns.

Personal -- Born 8/8/2000 . . . sport and recreation management major . . . father is Terry Roberts . . . high school coach was Michael Mischler.



36 - - ***Brady Ross

Fullback

6-0, 246, Senior

Humboldt, Iowa (Humboldt HS)

Hawk-Item -- Moved from linebacker to fullback prior to 2016 spring practice . . . one of four sophomores named to 2017 Leadership Group . . . one of five juniors named to 2018 Leadership Group . . . member of 2019 Leadership Group.

2019 -- Listed as first team fullback following spring practice.

2018 Honors -- Academic All-Big Ten for third year . . . **2018** -- Saw action in six games, missing seven games due to injury . . . six rushing attempts for 20 yards and four receptions for 28 yards . . . started at fullback in 33-7 win over Northern Illinois as offense gained 209 net rushing yards . . . one rushing attempt for four yards vs. NIU . . . two rushing attempts for five yards in 13-3 win over Iowa State, along with one reception for four yards . . . saw action in

38-14 win over Northern Iowa as offense gained 545 yards . . . one rushing attempt for three yards and one reception for 10 yards vs. UNI . . . saw action in 28-17 loss to #18 Wisconsin . . . one rushing attempt for three yards and one pass reception for 11 yards vs. the Badgers, with each touch resulting in a first down . . . saw action in 48-31 win at Minnesota as offense gained 420 yards total offense . . . one rushing attempt for five yards and a first down at Minnesota, along with one tackle on special teams . . . saw action in 42-16 win at Indiana, recording one reception for three yards before leaving the game due to injury.

2017 Honors -- Academic All-Big Ten for second year . . . **2017** -- Saw action in all 13 games . . . one pass reception for five yards in 17-10 win over Minnesota . . . recorded one solo tackle on special teams in 55-24 win over #3 Ohio State . . . recorded one solo tackle on special teams in 38-14 loss at #6 Wisconsin . . . recorded one solo tackle and one assist on special teams in 27-20 Pinstripe Bowl win over Boston College.

2016 Honors -- Academic All-Big Ten . . . **2016** -- Saw action in all 13 games . . . one rushing attempt for yards, one reception for six yards and two kickoff returns for 14 yards . . . recorded one solo tackle on special teams in 42-3 win over Iowa State . . . saw action in 23-21 loss to North Dakota State, recording first career KO return for 13 yards . . . saw action in 14-7 win at Rutgers, recording first career pass reception for six yards . . . recorded one solo tackle in 14-7 win at Minnesota . . . one KO return for one yard in 49-35 win at Purdue . . . saw action in 41-14 loss at #12 Penn State, recording one solo tackle on special teams . . . recovered a fumble on special teams that led to go-ahead field goal in third quarter 14-13 win over #2 Michigan . . . recorded first rushing attempt of his career for two yards in 28-0 win at Illinois.

2015 Honors -- Team Leader Award, defense . . . **2015** -- Redshirted after joining the program as a walk-on.

High school honors -- Named first-team all-district and all-state linebacker as a senior by Des Moines Register and Iowa Newspaper Association . . . selected to compete in Iowa Shrine Bowl . . . first-team all-district and all-state by Des Moines Register as a junior running back, while earning district offensive MVP honors . . . first-team all-state linebacker as a junior by Iowa Newspaper Association . . . second team all-state linebacker by Des Moines Register as a sophomore . . . first-team all-district running back as a sophomore . . . earned team "Bad Cat" Award for three straight years . . . **Career** -- Three-year letterman as running back and linebacker, helping team post 22-10 record over final three years while advancing to state playoffs each season . . . team captain as a senior . . . holds school records for most 100-yard rushing games (15), most points scored (302), most touchdowns (46), career rushing attempts (512) and career rushing yards (3,068) . . . rushed for 439 yards and nine touchdowns, while collecting 47 tackles on defense, as a senior, missing several games due to injuries . . . rushed for 1,248 yards and 17 touchdowns as a junior, while recording 89 tackles (54 solo) . . . rushed for 1,381 yards and 18 touchdowns as a sophomore, while recording 105 tackles (72 solo) on defense . . . earned Radio Iowa Player of the Week honors as a sophomore after rushing 22 times for 230 yards and collecting 10 tackles in a game . . . also earned four letters in basketball and three in track.

Personal -- Born 2/20/96 . . . earned management degree in Spring 2019 . . . parents are Becky Ross and the late Todd Ross . . . academic all-district as a junior and senior . . . four-year member of prep Honor Roll . . . high school coach was Greg Thomas.

Career Rushing Bests

Attempts: _____ 2 vs. Iowa State, 9/8/18
 Yards: _____ 5, twice, last at Minnesota, 10/6/18
 Long: _____ 5 at Minnesota, 10/6/18

Career Receiving Bests

Receptions: _____ 1, five times, last at Indiana, 10/13/18
 Yards: _____ 11 vs. Wisconsin, 9/22/18
 Long: _____ 11 vs. Wisconsin, 9/22/18

Career KO Return Bests

Attempts: _____ 1, twice, last at Purdue, 10/15/16
 Yards: _____ 13 vs. North Dakota State, 9/17/16
 Long: _____ 13 vs. North Dakota State, 9/17/16

2016 Game-By-Game Stats

Rushing	No.	Yds.	TD	Lng
Miami	0	0	0	---
IA State	0	0	0	---
NDSU	0	0	0	---
at Rutgers	0	0	0	---
N'western	0	0	0	---
at Minn.	0	0	0	---
at Purdue	0	0	0	---
Wisconsin	0	0	0	---
at PSU	0	0	0	---
Michigan	0	0	0	---
at Illinois	1	2	0	2
Nebraska	0	0	0	---
Florida (n)	0	0	0	---
Totals	1	2	0	2

KO Returns No. Yds. TD Lng

Miami	0	0	0	---
A State	0	0	0	---
NDSU	1	13	0	13
at Rutgers	0	0	0	---
N'western	0	0	0	---
at Minn.	0	0	0	---
at Purdue	1	1	0	1
Wisconsin	0	0	0	---
at PSU	0	0	0	---
Michigan	0	0	0	---
at Illinois	0	0	0	---
Nebraska	0	0	0	---
Florida (n)	0	0	0	---
Totals	2	14	0	13

2017 Game-By-Game Stats

Rushing	No.	Yds.	TD	Lng
Wyoming	0	0	0	---
at IA State	0	0	0	---
N. Texas	0	0	0	---
PSU	0	0	0	---
at MSU	0	0	0	---
Illinois	0	0	0	---
at N'western	0	0	0	---
Minnesota	0	0	0	---
Ohio State	0	0	0	---
at Wisconsin	0	0	0	---
Purdue	0	0	0	---
at Nebraska	0	0	0	---
Boston C. (n)	0	0	0	---
Totals	0	0	0	---

2018 Game-By-Game Stats

Rushing	No.	Yds.	TD	Lng
N. Ill.	1	4	0	4
IA State	2	5	0	4
N. Iowa	1	3	0	3
Wisconsin	1	3	0	3
at Minn.	1	5	0	5
at Ind.	0	0	0	---
Maryland	INJ			
at PSU	INJ			
at Purdue	INJ			
N'western	INJ			
at Illinois	INJ			
Nebraska	INJ			
Miss. State (n)	0	0	0	---
Totals	6	20	0	5

Career Statistics

Rushing	No.	Yds.	Avg.	TD	Lng
Freshman	1	2	2.0	0	2
Sophomore	0	0	---	0	---
Junior	6	20	3.3	0	5
Career	7	22	3.1	0	5


Receiving	No.	Yds.	TD	Lng
Miami	0	0	0	---
IA State	0	0	0	---
NDSU	0	0	0	---
at Rutgers	1	6	0	6
N'western	0	0	0	---
at Minn.	0	0	0	---
at Purdue	0	0	0	---
Wisconsin	0	0	0	---
at PSU	0	0	0	---
Michigan	0	0	0	---
at Illinois	0	0	0	---
Nebraska	0	0	0	---
Florida (n)	0	0	0	---
Totals	1	6	0	6

Receiving	No.	Yds.	TD	Lng
Wyoming	0	0	0	---
at IA State	0	0	0	---
N. Texas	0	0	0	---
PSU	0	0	0	---
at MSU	0	0	0	---
Illinois	0	0	0	---
at N'western	0	0	0	---
Minnesota	1	5	0	5
Ohio State	0	0	0	---
at Wisconsin	0	0	0	---
Purdue	0	0	0	---
at Nebraska	0	0	0	---
Boston C. (n)	0	0	0	---
Totals	1	5	0	5

Receiving	No.	Yds.	TD	Lng
N. Ill.	0	0	0	---
IA State	1	4	0	4
N. Iowa	1	10	0	10
Wisconsin	1	11	0	11
at Minn.	0	0	0	---
at Ind.	1	3	0	3
Maryland	INJ			
at PSU	INJ			
at Purdue	INJ			
N'western	INJ			
at Illinois	INJ			
Nebraska	INJ			
Miss. State (n)	0	0	0	---
Totals	4	28	0	11

Receiving	No.	Yds.	Avg.	TD	Lng
Freshman	1	6	6.0	0	6
Sophomore	1	5	5.0	0	5
Junior	4	28	7.0	0	11
Career	6	39	6.5	0	11

KO Returns	No.	Yds.	Avg.	TD	Lng
Freshman	2	14	7.0	0	13
Sophomore	0	0	---	0	---
Junior	0	0	---	0	---
Career	2	14	7.0	0	13

**10 - - *Mekhi Sargent****Running Back****5-9, 212, Junior****Key West, Florida (Key West HS)****Iowa Western CC**

Hawk Item -- Ranked seventh in the Big Ten in rushing touchdowns (9) and 10th in total touchdowns (10) ... ranked in the top 15 in the Big Ten in yards per carry, rushing yards and rushing yards per game ... scored multiple touchdowns in four games ... joined Iowa program after playing one season at Iowa Western Community College in 2017 and redshirting in 2016.

2019 Honors -- Preseason fourth-team All-Big Ten by Athlon Sports ... **2019** -- Listed as first team running back following spring practice.

2018 -- Saw action in all 13 games while starting the final four games ... led team in rushing attempts, yards and rushing touchdowns (159-745-9) ... 17 receptions for 156 yards and one touchdown ... rushed 12 times for 40 yards in 33-7 win over Northern Illinois and had one reception for six yards ... rushed 11 times for 25 yards in 13-3 win over Iowa State ... scored the only touchdown of the game on a two-yard run in the fourth quarter ... rushed 15 times for 72 yards and two touchdowns, while only pass reception covered 48 yards in 38-14 win over Northern Iowa ... scoring runs covered two and 10 yards ... rushed six times for 14 yards in 28-17 loss to #18 Wisconsin ... rushed 9 times for 33 yards and one touchdown in 48-31 win at Minnesota ... two-yard scoring run for final points of the game ... 10 rushing attempt for 59 yards, with a long of 18 yards in 42-16 win at Indiana, along with two receptions for 20 yards, including a long of 21 yards ... rushed 10 times for 54 yards in 23-0 win over Maryland, with a long of 14 yards ... career-bests in rushing attempts and yards with 16 carries for 91 yards in 30-24 loss at #17 Penn State, with a long of 23 yards ... also had one reception for 15 yards ... 10 rushing attempts for 39 yards in 38-36 loss at Purdue, with a long of six yards ... scored two touchdowns at Purdue, each on a one-yard run ... also had career-best four receptions for 33 yards ... started at running back in 14-10 loss to Northwestern ... rushed 10 times for 27 yards and had three receptions for 19 yards vs. Northwestern ... started at running back in 63-0 win at Illinois as offense gained 400 yards total offense ... career-bests of 17 rushing attempts for 121 yards and two scored at Illinois, with a long of 29 yards ... scoring runs covered three and 29 yards ... also had one reception for six yards ... started at running back in 31-28 win over Nebraska as offense rushed for 226 yards and gained 419 yards total offense ... surpassed 100 rushing yards for the second straight week with 26 rushes for 173 yards, both career high marks ... scored on a 15-yard rush and added a five-yard reception for a touchdown ... rushed for 31 of the 41 yards gained on final game-winning drive ... started at running back in 27-22 Outback Bowl win over #18 Mississippi State ... seven rushing attempts for minus three yards vs. MSU and one reception for four yards.

Junior College -- Earned first-team JUCO All-America honors ... selected as NJCAA offensive co-Most Valuable Player ... totaled 205 rushing attempts for 1,449 yards in 10 games ... also collected 12 receptions for 91 yards while totaling 16 total touchdowns (14 rushing).

High school honors -- Earned All-America honors as a senior ... earned first-team all-state honors as a senior after earning third-team honors as a sophomore and junior ... first-team all-conference for three straight years ... **Career** -- Four-year football letterman as running back and defensive back ... prep team posted 16-4 record in final two seasons while advancing to state playoffs both years ... holds prep records for rushing yards in a season (2,094) and career (4,821), total

offense in a season (2,261) and career (4,684), touchdowns in a season (27) and career (49), and scoring in a season (172) and career (304) ... team captain for three years ... 171 rushing attempts for 2,094 yards and 27 touchdowns as a senior ... 107 rushing attempts for 1,147 yards and 16 touchdowns as a junior ... rushed for 1,080 yards and six touchdowns on 156 attempts as a sophomore ... earned two letters in sprint events for prep track team.

Personal -- Born 10/08/97 ... sport and recreation management major ... mother is Yolanda Gardner ... high school coach was Johnny Hughes ... junior college coach was Scott Strohmeier.

Career Rushing Bests

Attempts: 26 vs. Nebraska, 11/23/18
Yards: 173 vs. Nebraska, 11/23/18
Touchdowns: 2, three times, last at Illinois, 11/17/18
Long: 32 vs. Nebraska, 11/23/18

Career Receiving Bests

Receptions: 4 at Purdue, 11/3/18
Yards: 48 vs. Northern Iowa, 9/15/18
Touchdowns: 1 vs. Nebraska, 11/23/18
Long: 48 vs. Northern Iowa, 9/15/18

2018 Game-By-Game Stats

Rushing	No.	Yds.	TD	Lng	Receiving	No.	Yds.	TD	Lng
N. Ill.	12	40	0	7	N. Ill.	1	6	0	6
IA State	11	25	1	11	IA State	0	0	0	---
N. Iowa	15	72	2	11	N. Iowa	1	48	0	48
Wisconsin	6	14	0	5	Wisconsin	0	1	0	---
at Minn.	9	33	1	11	at Minn.	0	0	0	---
at Ind.	10	59	0	18	at Ind.	2	20	0	21
Maryland	10	54	0	14	Maryland	0	0	0	---
at PSU	16	91	0	23	at PSU	1	15	0	15
at Purdue	10	39	2	6	at Purdue	4	33	0	17
N'western	10	27	0	8	N'western	3	19	0	10
at Illinois	17	121	2	29	at Illinois	1	6	0	6
Nebraska	26	173	1	32	Nebraska	3	4	1	5
Miss. State (n)	7	-3	0	5	Miss. State (n)	1	4	0	4
Totals	159	745	9	32	Totals	17	156	1	48

Career Statistics

Rushing	No.	Yds.	Avg.	TD	Lng
Sophomore	159	745	4.7	9	32

Receiving	No.	Yds.	Avg.	TD	Lng
Sophomore	17	156	9.2	1	48

**15 - - Ryan Schmidt****Quarterback****6-5, 237, Senior****Marion, Iowa (Linn-Mar HS)**

Hawk Item -- Earned President's List and Dean's List recognition, fall, 2018 ... member of 2019 Leadership Group.

2019 -- Not listed on depth chart following spring practice.

2018 Honors -- Academic All-Big Ten for second year ... Team Leader Award, offense ... **2018** -- Did not see any game action.

2017 Honors -- Academic All-Big Ten ... **2017** -- Did not see any game action.


2016 -- Did not see any game action.

2015 -- Redshirted after joining the program as a walk-on.

High school honors -- Earned second-team all-state honors as a senior ... named district Offensive Player of the Year and Metro Player of the Year as a senior, while being selected for Iowa Shrine Bowl ... earned first-team all-conference and all-metro honors as a junior ... **Career** -- Two-year letterman

at quarterback ... team captain as a senior ... led team to 9-2 mark in final prep season and into state playoffs ... set school record for touchdown passes in a game with four (twice) ... as a senior completed 104-of-184 pass attempts for 1,541 yards and 14 touchdowns, while rushing 149 times for 658 yards and 21 touchdowns ... as a junior completed 110-of-195 attempts for 1,716 yards and 12 touchdowns, while rushing 107 times for 179 yards and six touchdowns ... also lettered in basketball (3) and baseball (1).

Personal -- Born 10/30/96 ... enrolled in law school ... earned finance degree in Fall 2018 ... parents are Allison and Rick Schmidt ... father Rick was a three-year Iowa football letterman ... earned Academic Honors with Distinction four straight years ... high school coach was Bob Forsyth.



64 - - Kyle Schott (SHOT)
Offensive Line
6-2, 290, Sophomore
Coggon, Iowa (North Linn HS)


2019 -- Not listed on depth chart following spring practice.

2018 -- Saw action in 33-7 win over Northern Illinois as offense gained 209 net rushing yards.

2017 -- Redshirted after joining the program as a walk-on.

High school honors -- Earned first-team all-state honors as a senior ... earned first-team all-district honors three straight years, including being named district MVP as a senior ... **Career** -- Four-year football letterman as offensive lineman and linebacker ... team captain as a junior and senior ... also lettered in wrestling (4), track (2) and baseball (2).

Personal -- Born 10/27/98 ... criminology, law and justice major ... parents are Dawn and David Schott ... high school coach was Jared Collam.



74 - - Austin Schulte
Defensive Line
6-4, 287, Junior
Pella, Iowa (Pella)

2019 -- Listed as co-second team left tackle following spring practice.

2018 Honors -- Team Leader Award, defense ...

2018 -- Did not see any game action.

2017 -- Did not see any game action.

2016 -- Redshirted.

High School honors -- Earned third-team all-state honors as a junior by the Iowa Newspaper Association ... **Career** -- Played both linebacker and tight end while earning three letters in football ... team won state title his junior and senior seasons ... three-year combined record of 39-1 ... helped team reach state playoffs four straight years ... missed senior season after being injured in first game of the season ... recorded six solo tackles, three assists, and one pass reception before being injured ... recorded 36 solo tackles and 35 assists as a junior with 15.5 tackles for loss and 4.5 sacks ... had five receptions on offense for 77 yards and two touchdowns ... recorded 38 tackles as a sophomore, including 4.5 tackles for loss and 1.5 sacks ... team captain as a senior ... also lettered in basketball, baseball, and track.

Personal -- Born 4/08/98 ... mechanical engineering major ... earned academic all-district recognition ... parents are Matthew Schulte, and the late Carol Schulte ... one of two players from Pella on Iowa roster ... attended same high school as Iowa DL Garret Jansen ... high school coach was Jay McKinstrey.



48 - - Bryce Schulte
Tight End
6-3, 244, Sophomore
Cedar Rapids, Iowa (Xavier HS)

Hawk Item -- Earned Dean's List recognition, fall, 2018.


2019 -- Not listed on depth chart following spring practice.

2018 -- Academic All-Big Ten ... **2018** -- Saw action in 33-7 win over Northern Illinois, but had no statistics as offense rushed for 209 net yards.

2017 -- Redshirted after joining the program as a walk-on.

High school honors -- Earned first-team all-state honors by the Iowa Newspaper Association as a senior, along with first-team all-metro and all-district honors ... first-team all-district and all-metro as a junior ... second-team all-district and all-metro as a sophomore ... District Player of the Year as a junior and senior ... **Career** -- Four-year letterman at quarterback and linebacker ... team captain as a senior ... holds school records for passing yards, touchdowns and completion percentage ... helped prep team reach state playoffs four straight years, with combined record of 42-6 ... held top quarterback rating in the state as a senior (192.6), while passing for 1,598 yards and 22 touchdowns, with two interceptions ... also earned four letters in baseball, basketball and track.

Personal -- Born 9/23/98 ... political science major ... parents are Sherry and Duane Schulte ... one of two players from Cedar Rapids on Iowa roster ... one of three sets of brothers on Iowa roster ... brother of DB Quinn Schulte ... high school coach was his father, Duane Schulte.



99 - - Noah Shannon
Defensive Line
6-0, 294, Redshirt Freshman
Aurora, Ill. (Oswego HS)

2019 -- Listed as second team right tackle following spring practice.

2018 -- Redshirted ... did not see any game action.

High school honors -- Named to Champaign News-Gazette all-state team as a senior ... named team MVP as both a junior and senior ... first-team all-conference and all-state as a senior ... second-team all-conference and all-state as a junior ... earned all-conference honors as a sophomore ... **Career** -- Played both tackle and end on defense and guard and tackle on offense ... prep team posted 21-3 record his final two seasons, winning conference title his sophomore and senior seasons ... team reached state playoffs three straight seasons ... recorded 46 tackles as a senior, with 15 tackles for loss, eight sacks and two forced fumbles ... collected 56 tackles as a junior, including 11 tackles for loss and 3.5 sacks, to go with five forced fumbles and three pass break-ups ... totaled 48 tackles as a sophomore, including seven tackles for loss, two sacks and two forced fumbles ... team captain as junior and senior ... also lettered in baseball.

Personal -- Born 3/16/2000 ... open major ... member of prep Honor Roll ... parents are Sarah Real and Johann Shannon ... high school coach was Brian Cooney.



94 - - Caleb Shudak
Kicker
5-8, 180, Junior
Council Bluffs, Iowa (Lewis Central HS)

Hawk Item - - Earned Dean's List recognition, fall, 2018, and spring, 2019.

2019 - - Listed as co-first team kicker following spring practice.

2018 Honors - - Academic All-Big Ten for second year... **2018** - - Saw action in just one game, converting his only PAT attempt... saw first action of career in 63-0 win at Illinois, connecting on his only PAT attempt.

2017 Honors - - Academic All-Big Ten... **2017** - - Did not see any game action.

2016 - - Redshirted after joining the team as a walk-on.

High School honors - - Earned second team all-state honors as a senior, along with first team all-city and second team all-district honors... first team all-district, all-city and all-Western Iowa as a freshman, sophomore and junior... honorable mention all-state as a freshman... **Career** - - Four-year football letterman as kicker, running back, linebacker and defensive back... team captain as a senior... helped prep team reach state playoffs four straight years with combined 30-15 record... connected on 5-of-8 field goals as a senior, with a long of 50 yards... also made all 27 PAT attempts and recorded 31 touchbacks on 34 kickoffs... recorded 21 tackles on defense and 18 receptions for 201 yards and one touchdown... as a junior connected on 4-7 field goals, with a long of 53 yards, while making all 53 PAT kicks and recording 37 touchbacks... also had 31 tackles and three interceptions, along with 27 receptions for 316 yards and a touchdown and 650 yards in KO returns... as a sophomore made 7-11 field goals, with a long of 48 yards, and was 26-28 on PATs... recorded 37 tackles on defense and 14 rushing attempts for 68 yards and nine receptions for 51 yards... connected on 7-9 field goals as a freshman, with a long of 43 yards, and was 34-36 on PATs... also lettered in swimming (4), tennis (2), track (1) and baseball (3).

Personal - - Born 11/19/97... civil engineering major... National Honor Society officer... Top Honor Roll student throughout prep career... three-year academic letterwinner... parents are Trudi and Jeff Shudak... father Jeff was a PK at Iowa State... high school coach was Jim Duggan.

Career Bests

PATs: _____ 1 at Illinois, 11/17/18
PAT Attempts: _____ 1 at Illinois, 11/17/18

Career Statistics

Scoring	FGs	Lng	PATs	Points
Freshman	0-0	---	0-0	0
Sophomore	0-0	---	1-1	1
Career	0-0	---	1-1	1



22 - - Michael Sleep-Dalton
Punter
6-1, 212, Senior
Geelong, Australia (St. Joseph's College HS)
Arizona State/City College of San Francisco

Hawk Item - - Joined program during the summer as a graduate transfer from Arizona State... primarily right-footed, but can punt with either right or left foot... trained at Pro-Kick Australia with former Ray Guy Award winners Tom Hackett (Utah) and Tom Hornsey (Memphis).

2018 at Arizona State - - Appeared in all 13 games as primary punter... punted 59 times for 2,586 yards and a 43.8 average... had 10 punts of 50 yards or more, with a long of 72 yards... had 19 punts downed inside the 20 and 20 were fair caught... named to Ray Guy Award Watch List.

2017 at Arizona State - - Appeared in all 13 games as primary punter... punted 62 times for 2,474 yards and a 39.9 average... nine punts went 50 yards or more, with a long of 53 yards... had 17 punts downed inside the 20 and 13 were fair caught... named to Ray Guy Award Watch List.

2016 at Arizona State - - Redshirted.

Junior College - - Played one season at City College of San Francisco, earning first-team all-conference honors... member of class that was rated as the No. 1 JUCO class in the country... ranked as No. 1 junior college punter in the nation following first season... averaged 41.7 yards on 45 punts, with a long of 62 yards... placed 20 punts inside the 20... junior college coach was Jimmy Collins.

High school honors - - Played Australian Rules football as a prep.

Personal - - Born 9/20/92... earned bachelor's degree at Arizona State... sport and recreation major at Iowa... carries a 4.0 GPA... parents are Bernadette and Nathan Sleep-Dalton.

Career Statistics

Punting	No.	Yds.	Avg.	Lng	50+	In-20	TB	Blk	FC
Sophomore	62	2,474	39.9	53	9	17	1	1	13
Junior	59	2,586	43.8	72	10	19	6	0	20
Career	121	5,060	41.8	72	19	36	7	1	33



12 - - *Brandon Smith ^
Wide Receiver
6-2, 218, Junior
Lake Cormorant, Mississippi (Lake Cormorant HS)

Hawk Item - - One of 10 true freshmen to see action in 2017.

2019 - - Listed as first team wide receiver following spring practice.

2018 Honors - - Coaches Appreciation Award, offense... **2018** - - Started all 12 games in which he played, missing one game due to injury... 28 receptions for 361 yards and two touchdowns... one reception for 30 yards in 13-3 win over Iowa State, which led to the only touchdown of the game... career-best two receptions for 24 yards in 38-14 win over Northern Iowa, with a long of 16 yards... two receptions for 24 yards in 28-17 loss to #18 Wisconsin, with a long of 14 yards... started at wide receiver in 48-31 win at Minnesota as offense gained 420 yards total offense... career-best five receptions for 68 yards, with a long of 26 yards... started at wide receiver in 42-16 win at Indiana as offense gained 479 yards total offense... three receptions for 43 yards at Indiana, with a long of 23 yards... started at wide receiver in 23-0 win over Maryland as offense gained 224 net rushing yards... one reception for 10 yards vs. Maryland, resulting in first career touchdown to extend lead to 13-0 just before halftime... started at wide receiver in 30-24 loss at #17 Penn State... four receptions for 42 yards at Penn State, with a long of 14 yards... started at wide receiver in 38-36 loss at Purdue... two receptions for 12 yards at Purdue, with a long of 10 yards... started at wide receiver in 63-0 win at Illinois as offense gained 400 yards total offense... three receptions for 39 yards at Illinois, with a long of 15 yards... started at wide receiver in 31-28 win over Nebraska as offense rushed for 226 yards and gained 419 yards total offense... two receptions for 36 yards and a touchdown, with a long of 21 yards... 15-yard scoring reception on Iowa's first drive of the game... started at wide receiver in 27-22 Outback Bowl win over #18 Mississippi State... three receptions for 33 yards vs. MSU.

2017 - - Saw action in 13 games... saw first career reception for two yards in 31-14 win over North Texas... saw action in 17-10 loss at Michigan State, recording one reception for eight yards... saw action in 17-10 OT loss at Northwestern, recording one reception for five yards.

High school honors - - Earned first-team all-state honors as a junior and senior... named 5A Region I Most Valuable Offensive Player of the Year as a junior and senior... named a Dandy Dozen selection as one of top 12 players in the state as a senior... selected to Benard Blackwell All-Star game... earned first-team all-conference honors as a sophomore... **Career** - - Three-year letterman

as wide receiver and punter . . . helped team reach state playoffs as a junior and senior with combined record of 17-10 . . . holds school records for career receptions, receiving yards, and touchdowns . . . high school totals include 206 receptions for 3,672 yards and 41 receiving touchdowns . . . 80 receptions for 1,509 yards and 19 touchdowns as a senior, with one rushing touchdown . . . totaled 1,382 yards and 15 touchdowns on 78 receptions as a junior, with one passing touchdown . . . recorded 47 receptions for 750 yards and seven touchdowns as a sophomore . . . team captain as a senior . . . also four-year track letterman . . . career best high jump of 6-8 as a senior . . . won state championship in high jump (6-6) as a senior after placing second as a junior.

Personal - - Born 12/10/98 . . . sport and recreation management major . . . Honors graduate . . . parents are Tyjauna and Roy Smith . . . high school coach was Nick Nester.

Career Receiving Bests


Receptions: _____ 5 at Minnesota, 10/6/18
 Yards: _____ 68 at Minnesota, 10/6/18
 Touchdowns: _____ 1, twice, last vs. Nebraska, 11/23/18
 Long: _____ 30 vs. Iowa State, 9/8/18

Game-By-Game Receiving Stats

2017	No.	Yds.	TD	Lng	2018	No.	Yds.	TD	Lng
Wyoming	DNP				N. Ill.	0	0	0	---
at IA State	0	0	0	---	IA State	1	30	0	30
N. Texas	1	2	0	2	N. Iowa	2	24	0	16
PSU	0	0	0	---	Wisconsin	2	24	0	14
at MSU	1	8	0	8	at Minn.	5	68	0	26
Illinois	0	0	0	---	at Ind.	3	43	0	23
at N'western	1	5	0	5	Maryland	1	10	1	10
Minnesota	0	0	0	---	at PSU	4	42	0	14
Ohio State	0	0	0	---	at Purdue	2	12	0	10
at Wisconsin	DNP				N'western	INJ			
Purdue	0	0	0	---	at Illinois	3	39	0	15
at Nebraska	0	0	0	---	Nebraska	2	36	1	21
Boston C. (n) DNP					Miss. State (n)	3	33	0	12
Totals	3	15	0	8	Totals	28	361	2	30

Career Statistics

Receiving	No.	Yds.	Avg.	TD	Lng
Freshman	3	15	5.0	0	8
Sophomore	28	361	12.9	2	30
Career	31	376	12.1	2	30



6 - - *Ihmir Smith-Marsette ^
(AH-meer Smith MAR-set)
 Wide Receiver
 6-1, 183, Junior
 Newark, New Jersey (Weequahic HS)

Hawk Item - - Led the Big Ten and ranked second in the nation in kickoff return average with 29.5 yard average on 24 returns . . . ranked 12th in the Big Ten in all-purpose yards per game (94.2) . . . set Outback Bowl record with 150 yards in kickoff returns (5 returns) . . . one of 10 true freshmen to see action in 2017.

2019 Honors - - Preseason first-team All-America return specialist by Athlon Sports . . . preseason second-team All-America return specialist by Phil Steele . . . preseason first-team All-Big Ten return specialist by Athlon Sports and Phil Steele . . . **2019** - - Listed as first team wide receiver following spring practice.

2018 Honors - - Named Rodgers-Dwight Return Specialist of the Year in the Big Ten . . . named first-team All-Big Ten return specialist by league media and second team by coaches . . . first-team All-Big Ten kick return specialist by Phil Steele . . . named honorable mention All-Big Ten wide receiver by league media . . . second-team All-Big Ten all-purpose by Associated Press . . . Reggie Roby Special Teams Award, overall . . . **2018** - - Saw action in 12 games, with three starts . . . 23 receptions for 361 yards and three touchdowns . . . 24 kickoff returns for 707 yards . . . started at wide receiver in 33-7 win over Northern Illinois as offense gained 209 net rushing yards . . . three receptions for 28 yards vs. NIU, along with one rushing attempt for five yards and one KO return for

27 yards . . . saw action in 13-3 win over Iowa State . . . one reception for 45 yards vs. ISU . . . did not see action in 389-14 win over Northern Iowa due to injury . . . saw action in 28-17 loss to #18 Wisconsin . . . three receptions for 58 yards vs. the Badgers, along with one rushing attempt for 20 yards . . . saw action in 48-31 win at Minnesota as offense gained 420 yards total offense . . . three receptions for career-high 78 yards and a touchdown at Minnesota . . . 60-yard scoring catch and run to give Iowa a 14-0 advantage . . . also had two kickoff returns for 83 yards, with a long of 49 yards, and one rushing attempt for six yards . . . saw action in 42-16 win at Indiana as offense gained 479 yards total offense . . . one reception for two yards at Indiana, along with two kickoff returns for 77 yards, including a long of 60 yards . . . saw action in 23-0 win over Maryland as offense gained 224 net rushing yards . . . one pass reception for seven yards and one rushing attempt for 16 yards vs. Maryland, along with one kickoff return for 13 yards . . . saw action in 30-24 loss at #17 Penn State . . . one reception for four yards and nine yards on two rushing attempts at Penn State . . . three KO returns for 103 yards at PSU, including a long of 49 yards . . . saw action at wide receiver in 38-36 loss at Purdue . . . one pass reception for 12 yards and one rushing attempt for one yard at Purdue . . . 75 yards on three KO returns at Purdue, with a long of 40 yards . . . started at wide receiver in 14-10 loss to Northwestern . . . matched career high in receptions and yards (4-90) vs. Northwestern, including a 28-yard touchdown reception to give Iowa a third quarter advantage . . . career-best three kickoff returns for 100 yards vs. Northwestern, with a long of 43 yards, along with one rushing attempt for eight yards . . . saw action in 63-0 win at Illinois, recording one rushing attempt for six yards as offense gained 400 yards total offense . . . saw action in 31-28 win over Nebraska as offense rushed for 226 yards and gained 419 yards total offense . . . one reception for eight yards vs. Nebraska . . . four kickoff returns for 79 yards vs. Nebraska, including 27 yard return to spark Iowa's final scoring drive . . . started at wide receiver in 27-22 Outback Bowl win over #18 Mississippi State . . . matched career-best with four receptions for 29 yards vs. MSU, including 15-yard touchdown reception . . . bowl record 150 yards on five kickoff returns, setting career-bests for returns and yards.

2017 Honors - - Honorable mention Big Ten Conference All-Freshman team by BTN.com . . . **2017** - - Recorded 18 receptions for 187 yards and two touchdowns, along with seven rushing attempts for 41 yards and four kickoff returns for 134 yards . . . saw action in 24-3 win over Wyoming, recording one rushing attempt for four yards . . . started as wide receiver in 44-41 OT win at Iowa State at offense gained 497 yards total offense . . . four receptions for 36 yards at Iowa State, including two touchdown receptions . . . first career score came on 15-yard reception in fourth quarter . . . had second touchdown on five-yard reception in overtime to secure the Iowa win . . . also had one rushing attempt for seven yards . . . saw action in 31-14 win over North Texas as offense gained 435 yards total offense . . . one rushing attempt for no gain vs. North Texas . . . saw action in 21-19 loss to #4 Penn State, recording two receptions for 37 yards . . . saw action in 17-10 loss at Michigan State . . . one reception for 31 yards at MSU . . . saw action in 45-16 win over Illinois, recording one reception for seven yards as offense gained 441 yards total offense . . . saw action in 17-10 OT loss at Northwestern . . . two receptions for six yards at Northwestern, along with four rushing yards on two attempts . . . started at wide receiver in 17-10 win over Minnesota . . . one pass reception for eight yards and one rushing attempt for 17 yards vs. Minnesota . . . saw action in 55-24 win over #3 Ohio State, recording two receptions for seven yards as offense gained 487 yards total offense . . . also had first career kickoff return for six yards . . . started at wide receiver in 38-14 loss at #6 Wisconsin, but had no statistics . . . saw action in 24-15 loss to Purdue . . . two receptions for 29 yards vs. Purdue, with a long of 16 yards, along with one rushing attempt for four yards . . . saw action in 56-14 win at Nebraska as offense rushed for 313 yards and gained 505 yards total offense . . . three receptions for 26 yards at Nebraska, along with recovering one Iowa fumble to maintain possession . . . 74-yard kickoff return to start third quarter led to go-ahead touchdown.

High school honors - - Helped prep team claim 2016 state championship with 12-0 record. . . **Career** - - Lettered in both football and track . . . recorded 18 tackles on defense, with two interceptions and one touchdown . . . scored two kickoff return and one punt return touchdown as a senior . . . collected five receptions for 110 yards and two touchdowns as a junior, along with one punt return touchdown and one interception return for a touchdown . . . competes in hurdle events in track.

Personal - - Born 8/29/99 . . . sport and recreation management major . . . high school coach was Brian Logan.

Career Receiving Bests

Receptions: _____ 4, three times, last vs. Mississippi State, 1/1/19
 Yards: _____ 90 at Minnesota, 10/6/18
 Touchdowns: _____ 2 at Iowa State, 9/09/17
 Long: _____ 60 at Minnesota, 10/6/18

Career Rushing Bests

Attempts: _____ 2, twice, last at Penn State, 10/27/18
 Yards: _____ 20 vs. Wisconsin, 9/22/18
 Long: _____ 20 vs. Wisconsin, 9/22/18

Career KO Return Bests

Returns: _____ 5 vs. Mississippi State, 1/1/19
 Yards: _____ 150 vs. Mississippi State, 1/1/19
 Long: _____ 74 at Nebraska, 11/24/17

2017 Game-By-Game Stats

Receiving	No.	Yds.	TD	Lng
Wyoming	0	0	0	---
at IA State	4	36	2	15
North Texas	0	0	0	---
PSU	2	37	0	29
at MSU	1	31	0	31
Illinois	1	7	0	7
at N'western	2	6	0	7
Minnesota	1	8	0	8
Ohio State	2	7	0	6
at Wisconsin	0	0	0	---
Purdue	2	29	0	16
at Nebraska	3	26	0	14
Totals	18	187	2	31

Rushing	No.	Yds.	TD	Lng
Wyoming	1	4	0	4
at IA State	1	7	0	7
N. Texas	1	0	0	---
PSU	0	0	0	---
at MSU	0	0	0	---
Illinois	0	0	0	---
at N'western	2	4	0	6
Minnesota	1	17	0	17
Ohio State	0	0	0	---
at Wisconsin	0	0	0	---
Purdue	1	4	0	4
at Nebraska	0	5	0	5
Totals	7	41	0	17

KO Returns No. Yds. TD Lng

Wyoming	0	0	0	---
at IA State	0	0	0	---
North Texas	0	0	0	---
PSU	0	0	0	---
at MSU	0	0	0	---
Illinois	0	0	0	---
at N'western	0	0	0	---
Minnesota	0	0	0	---
Ohio State	1	6	0	6
at Wisconsin	0	0	0	---
Purdue	1	53	0	53
at Nebraska	2	75	0	74
Boston C. (n)	INJ			
Totals	4	134	0	74

2018 Game-By-Game Stats

Receiving	No.	Yds.	TD	Lng
N. Ill.	3	28	0	17
IA State	1	45	0	45
N. Iowa	INJ			
Wisconsin	3	58	0	13
at Minn.	3	78	1	60
at Ind.	1	2	0	2
Maryland	1	7	0	7
at PSU	1	4	0	4
at Purdue	1	12	0	12
N'western	4	90	1	36
at Illinois	0	0	0	---
Nebraska	1	8	0	8
Miss. State (n)	4	29	1	15
Totals	23	361	3	60

Rushing	No.	Yds.	TD	Lng
N. Ill.	1	5	0	5
IA State	0	0	0	---
N. Iowa	INJ			
Wisconsin	1	20	0	20
at Minn.	1	6	0	6
at Ind.	0	0	0	---
Maryland	1	16	0	16
at PSU	2	9	0	5
at Purdue	1	1	0	1
N'western	1	8	0	8
at Illinois	1	6	0	6
Nebraska	0	0	0	---
Miss. State (n)	0	0	0	---
Totals	9	71	0	20

KO Returns No. Yds. TD Lng

N. Ill.	1	27	0	27
IA State	0	0	0	---
N. Iowa	INJ			
Wisconsin	0	0	0	---
at Minn.	2	83	0	49
at Ind.	2	77	0	60
Maryland	1	13	0	13
at PSU	3	103	0	49
at Purdue	3	75	0	40
N'western	3	100	0	43
at Illinois	0	0	0	---
Nebraska	4	79	0	27
Miss. State (n)	5	150	0	38
Totals	24	707	0	60

Career Statistics

Receiving	No.	Yds.	Avg.	TD	Lng
Freshman	18	187	10.4	2	31
Sophomore	23	361	15.7	3	60
Career	41	548	13.4	5	60

Rushing	No.	Yds.	Avg.	TD	Lng
Freshman	7	41	5.9	0	17
Sophomore	9	71	7.9	0	20
Career	16	112	7.0	0	20

KO Returns	No.	Yds.	Avg.	TD	Lng
Freshman	4	134	33.5	0	74
Sophomore	24	707	29.5	0	60
Career	28	841	30.0	0	74

**70 - - Kyle Sorensen****Offensive Line**

6-5, 270, Redshirt Freshman
Waukee, Iowa (Waukee HS)

2019 - - Not listed on depth chart following spring practice.

2018 - - Redshirted after joining the team as a walk-on.

Personal - - Born 5/10/00 . . . business major . . . parents are Laurie and Brad Sorensen . . . one of three players from Waukee on Iowa roster . . . attended same high school as LB Nick Anderson and DL Nathan Nelson . . . high school coach was Scott Carlson.

**84 - - Austin Spiewak****Long Snapper**

6-1, 232, Junior
Rolling Meadows, Illinois (Fremd HS)

2019 - - Not listed on depth chart following spring practice.

2018 - - Did not see any game action.

2017 - - Did not see any game action.

2016 - - Redshirted after joining the team as a walk-on.

High School honors - - Earned All-Area special mention as a senior . . . nationally ranked long snapper as a senior by Kohl's, earning second place honors in Kohl's Midwest Showcase following senior season . . . placed in top 10 in 2015 Kohl's National Scholarship Invite Only Camp . . . **Career** - - Earned three letters in football as center, linebacker and long snapper . . . helped prep team reach state playoffs as a junior and senior . . . recorded 35 tackles as a senior.

Personal -- Born 7/02/98 ... finance major ... earned Illinois High School Association Academic Award as a senior ... parents are Kristin and Phil Spiewak ... grandfather Gary Grouwinkler competed in 1957 and 1959 Rose Bowl games for Iowa ... high school coach was Lou Sponsel.



4 - **Nate Stanley ^
Quarterback
6-4, 243, Senior
Menomonie, Wis. (Menomonie)

Hawk-Item -- Set Iowa bowl record for longest pass and longest touchdown pass with 75-yard touchdown in 2019 Outback Bowl win over #18 Mississippi State ... ranked second in the Big Ten and 22nd nationally in touchdown passes (26) ... ranked fifth in the Big Ten in pass efficiency (136.5), passing yards (2,852) and yards per attempt (7.2) ... ranks

fourth in career touchdown passes with 52 ... the 52 touchdown passes in two seasons rank as the best in school history over a two-year period ... ranks ninth in career passing yards (5,351) and total offense (5,240) ... career-high six touchdown passes at Indiana ... 14 touchdown passes in four-game stretch matches best four-game total in school history ... surpassed 300 passing yards for fourth time in career at Indiana (at Iowa State, 2017, Northern Iowa, 2018, at Minnesota, 2018) ... tied Kinnick Stadium record with five touchdown passes vs. Ohio State in 2017 ... one of two Iowa quarterbacks to have three career games with five or more passing touchdowns (Chuck Long) ... only Iowa quarterback to have two five passing touchdown games in the same season (2017) ... 26 touchdown passes in 2017 ranked third in the Big Ten and 21st nationally ... 26 touchdown passes in 2017 and 2018 rank as second-best single season total at Iowa ... 2,852 passing yards in 2018 ranks seventh best in single season ... 2,856 yards total offense in 2018 ranks ninth best in single season, while his 2,322 yards total offense in 2017 ranks 19th ... one of 10 true freshmen to see action in 2016 ... one of four sophomores named to 2017 Leadership Group ... one of five juniors named to 2018 Leadership Group ... member of 2019 Leadership Group ... earned Dean's List recognition, fall, 2018, and spring, 2019.

2019 Honors -- Preseason third-team All-Big Ten by Phil Steele ... preseason fourth-team All-Big Ten by Athlon Sports ... **2019** -- Listed as first team quarterback following spring practice.

2018 Honors -- Academic All-Big Ten for second year ... Permanent Team Captain, offense ... named Walter Camp Foundation National Offensive Player of the Week at Indiana ... named Manning Award and Davey O'Brien Award National Quarterback of the Week at Indiana ... Big Ten Conference Co-Offensive Player of the Week at Indiana ... national Offensive Player of the Week at Indiana by College Football Performance Awards ... Big Ten Offensive Player of the Week at Indiana by collegesportsmadness.com ... named to Maxwell Award and Manning Award preseason watch lists ... **2018** -- Started all 13 games at quarterback ... completed 235-396 attempts for 2,852 yards and 26 touchdowns, with 10 interceptions ... started at quarterback in 33-7 win over Northern Illinois as offense gained 209 net rushing yards ... completed 11-23 passes for 108 yards and one touchdown, with one interception ... also gained three yards on three rushing attempts ... started at quarterback in 13-3 win over Iowa State ... completed 16-28 attempts for 166 yards vs. ISU, with no interceptions ... also had two rushing attempts for seven yards, along with one punt for 25 yards ... started at quarterback in 38-14 win over Northern Iowa as offense gained 545 yards total offense ... completed 23-28 pass attempts for 309 yards and two touchdowns vs. UNI, with one interception ... scoring strikes covered five and 14 yards ... started at quarterback and played every offensive down in 28-17 loss to #18 Wisconsin ... completed 14-23 pass attempts for 256 yards and two touchdowns vs. the Badgers, with one interception ... scoring strikes covered 20 yards and one yard ... started at quarterback and played every offensive down in 48-31 win at Minnesota as offense gained 420 yards total offense ... completed 23-39 pass attempts for 314 yards and four touchdowns, surpassing 300 passing yards for second time in five games ... scoring passes covered 3, 60, 21 and 5 yards ... started at quarterback and played every offensive down in 42-16 win at Indiana as offense gained 479 yards total offense ... completed 21-32 pass attempts for 320 yards and six touchdowns, with one interception, at Indiana ... scoring strikes covered 9, 28, 12, 11, 54, and 4 yards ... started at quarterback in 23-0 win over Maryland as offense gained 224 net rushing yards ... completed

11-22 pass attempts for 86 yards and one touchdown, with one interception vs. Maryland ... scoring strike covered 10 yards on the final offensive play of the first half ... also had two rushing attempts for 13 yards, including a key first down on second quarter touchdown drive ... started at quarterback and played every offensive down in 30-24 loss at #17 Penn State ... completed 18-49 pass attempts for 205 yards at Penn State, with two interceptions ... started at quarterback and played every offensive down in 38-36 loss at Purdue ... completed 21-32 pass attempts for 275 yards and one touchdown at Purdue, with no interceptions and a long of 65 yards ... connected on 13-17 attempts for 172 yards in the second half in leading rally that overcame 12-point fourth quarter deficit ... started at quarterback and played every offensive down in 14-10 loss to Northwestern ... completed 27-41 pass attempts for 269 yards and one touchdown vs. Northwestern, with no interceptions ... 28-yard scoring strike in third quarter gave Iowa a 10-7 advantage ... completed 6-6 attempts for 46 yards on final two possessions in fourth quarter ... 27 completions vs. Northwestern matches career high ... started at quarterback in 63-0 win at Illinois as offense gained 400 yards total offense ... completed 13-21 pass attempts for 178 yards and three touchdowns at Illinois ... scoring strikes at Illinois covered nine, 11 and 37 yards ... also had one punt for 36 yards downed inside the five ... started at quarterback and played every offensive down in 31-28 win over Nebraska as offense rushed for 226 yards and gained 419 yards total offense ... completed 16-27 pass attempts for 152 yards and two touchdowns, while gaining 10 yards on only rushing attempt ... scoring strikes covered 15 and five yards ... led game winning drive in final minutes, the third of his career (Iowa State and Boston College, 2017) ... started at quarterback in 27-22 Outback Bowl win over #18 Mississippi State ... completed 21-31 pass attempts for 214 yards and three touchdowns vs. MSU, with one interception ... scoring strikes covered 75, 15 and eight yards.

2017 Honors -- Academic All-Big Ten ... Permanent Team Captain, offense ... Coaches Appreciation Award, offense ... honorable mention All-Big Ten by league media ... named Rose Bowl Game Big Ten Offensive Player of the Week vs. Ohio State ... named Manning Award national Player of the Week vs. Ohio State ... co-Big Ten Conference Offensive Player of the Week vs. Iowa State ... named Manning Award Star of the Week and named to Davey O'Brien Award "Great 8" vs. Iowa State ... **2017** -- Started all 13 games ... completed 196-351 attempts (55.8%) for 2,437 yards and 26 touchdowns, with six interceptions ... started at quarterback and played every offensive down in 24-3 win over Wyoming ... completed 8-15 pass attempts for 125 yards and three touchdowns, with one interception ... scoring tosses covered 2, 27 and 45 yards ... started at quarterback and played every offensive down in 44-41 OT win at Iowa State ... completed 27-41 pass attempts for 333 yards and five touchdowns at Iowa State, with no interceptions ... 46-yard scoring strike tied the game with 1:09 remaining and five-yard touchdown pass in OT provided the winning margin ... also had scoring passes of 10, 17 and 15 yards while leading team on four scoring drives that covered 89 yards or more ... started at quarterback in 31-14 win over North Texas as offense gained 435 yards total offense ... completed 16-27 pass attempts for 197 yards and two touchdowns, with no interceptions ... scoring strikes covered eight and 23 yards ... season-long 68 yard completion led to Iowa's first touchdown ... 23-yard scoring strike came on fourth down play to give Iowa the lead for good ... started at quarterback in 21-19 loss to #4 Penn State ... completed 13-22 passes for 191 yards and two touchdowns, with no interceptions ... scoring strikes covered 21 and 70 yards ... started at quarterback and played every offensive down in 17-10 loss at Michigan State ... completed 16-31 pass attempts for 197 yards, with no interceptions ... started at quarterback in 45-16 win over Illinois ... completed 17-32 pass attempts for 247 yards and three touchdowns vs. Illinois, with one interception ... scoring strikes covered 5, 2 and 39 yards ... started at quarterback and played every offensive down in 17-10 OT loss at Northwestern ... completed 19-33 pass attempts for 223 yards and a touchdown, with one interception ... scoring strike covered seven yards ... led team on 39-yard scoring drive for game-tying field goal with 1:30 remaining to force overtime ... started at quarterback and played every offensive down in 17-10 win over Minnesota ... completed 15-27 passes for 190 yards and a touchdown vs. Minnesota, with one interception ... scoring strike covered 45 yards ... also had three rushing attempts for 15 yards ... started at quarterback and played every offensive down in 55-24 win over #3 Ohio State ... completed 20-31 pass attempts for 226 yards vs. Ohio State, with no interceptions ... scoring strikes covered 10, 25, three, two and two yards ... also had first punt of career for 47 yards ... started at quarterback and played every offensive down in 38-14 loss at #6 Wisconsin ... completed 8-24 pass attempts for 41 yards at Wisconsin, with one interception ... started at quarterback and played every offensive down in 24-15 loss to Purdue ...

. connected on 16-33 pass attempts for 176 yards and one touchdown vs. Purdue, with one interception . . . scoring strike covered six yards . . . also had one punt for 31 yards, downed at the Purdue three yard line . . . started at quarterback in 56-14 win at Nebraska as offense rushed for 313 yards and gained 505 yards total offense . . . completed 13-20 pass attempts for 192 yards and two touchdowns at Nebraska, with no interceptions . . . scoring strikes covered four and 68 yards, while also rushing for four yards with no sacks . . . started at quarterback in 27-20 Pinstripe Bowl win over Boston College . . . completed 8-15 pass attempts for 99 yards and one touchdown . . . completed eight-yard scoring strike in the second quarter . . . key 17-yard completion to the one-yard line late in the game led to game-winning touchdown . . . also had one punt for 33 yards.

2016 -- Saw action in seven games, completing five of nine pass attempts for 62 yards . . . first action of career in 45-21 win over Miami, with an incomplete pass on his only attempt . . . saw action in 42-3 win over Iowa State as offense gained 435 yards total offense . . . completed one of two pass attempts for two yards vs. ISU . . . saw action in 23-21 loss to North Dakota State . . . completed 2-2 passes for 45 yards on drive that led to Iowa's final touchdown . . . saw action for just one play in 14-7 win at Minnesota . . . saw action in 49-35 win at Purdue as offense rushed for 365 net rushing yards and gained 520 yards total offense . . . completed 2-3 pass attempts for 15 yards at Purdue, with a long of 10 yards . . . saw action in 30-3 Outback Bowl loss to #17 Florida, throwing one incomplete pass.

High School honors -- Earned honorable mention all-state honors as a senior . . . first-team all-conference and all-region as a senior... honorable mention all-state and first-team all-conference as a sophomore... **Career** -- Four-year letterman as quarterback, defensive back, and punter... missed majority of junior season because of injury... helped prep team win 24 games in three seasons and advance to state playoffs four straight years... passed for 1,728 yards and 16 touchdowns as a senior with four interceptions... rushed 44 times for 213 yards and three touchdowns, while averaging 44.9 yards per punt... passed for 670 yards and six touchdowns before being injured as a junior, while rushing for 95 yards and one touchdown... as a sophomore threw for 1,276 yards and 14 touchdowns, while rushing for 60 yards and one touchdown... also averaged 45.6 yards per punt... punted for varsity squad as a freshman, averaging 44 yards per punt... holds school records for passing yards (3,674) and career touchdowns (36)... team captain as a junior and senior... also four-year starter in both basketball and baseball.

Personal -- Born 8/26/97... human physiology major . . . member of National Honor Society . . . earned academic all-state recognition . . . parents are Donita and Jay Stanley . . . high school coach was Joe La Buda.

Career Passing Bests

Completions: 27, twice, last vs. Northwestern, 11/10/18
Attempts: 49 at Penn State, 10/27/18
Yards: 333 at Iowa State, 9/09/17
Touchdowns: 6 at Indiana, 10/13/18
Long: 75 vs. Mississippi State, 1/1/19

Career Rushing Bests

Attempts: 8 vs. Purdue, 11/18/17
Yards: 15 vs. Minnesota, 10/28/17
Touchdowns: 1 at Purdue, 11/3/18
Long: 13 vs. Maryland, 10/20/18

2016 Game-By-Game Stats

Passing	Com.	At.	Yds.	TD	Int.	Lng	Rushing	No.	Yds.	TD	Lng
Miami	0	1	0	0	0	---	Miami	0	0	0	---
IA State	1	2	2	0	0	2	IA State	0	0	0	---
NDSU	2	2	45	0	0	37	NDSU	0	0	0	---
at Rutgers	DNP						at Rutgers	DNP			
N'western	DNP						N'western	DNP			
at Minn.	0	0	0	0	0	---	at Minn.	0	0	0	---
at Purdue	2	3	15	0	0	10	at Purdue	0	0	0	---
Wisconsin	DNP						Wisconsin	DNP			
at PSU	DNP						at PSU	DNP			
Michigan	DNP						Michigan	DNP			
at Illinois	0	0	0	0	0	---	at Illinois	0	0	0	---
Nebraska	DNP						Nebraska	DNP			
Florida (n)	0	1	0	0	0	---	Florida (n)	0	0	0	---
Totals	5	9	62	0	0	37	Totals	0	0	0	---

2017 Game-By-Game Stats

Passing	Com.	At.	Yds.	TD	Int.	Lng	Rushing	No.	Yds.	TD	Lng
Wyoming	8	15	125	3	1	45	Wyoming	4	-23	0	4
at IA State	27	41	333	5	0	46	at IA State	2	2	0	3
N. Texas	16	27	197	2	0	68	N. Texas	2	-5	0	5
PSU	13	22	191	2	0	70	PSU	4	2	0	4
at MSU	16	31	197	0	0	32	at MSU	6	-7	0	8
Illinois	17	32	247	3	1	41	Illinois	3	1	0	6
at N'western	19	33	223	1	1	61	at N'western	3	-9	0	3
Minnesota	15	27	190	1	1	45	Minnesota	3	15	0	7
Ohio State	20	31	226	5	0	25	Ohio State	2	-3	0	---
at Wisconsin	8	24	41	0	1	10	at Wisconsin	5	-35	0	2
Purdue	16	33	176	1	1	21	Purdue	8	-38	0	5
at Nebraska	13	20	192	2	0	68	at Nebraska	2	4	0	2
Boston C. (n)	8	15	99	1	0	32	Boston C. (n)	5	-19	0	3
Totals	196	351	2,437	26	6	70	Totals	49	-115	0	8

2018 Game-By-Game Stats

Passing	Com.	At.	Yds.	TD	Int.	Lng	Rushing	No.	Yds.	TD	Lng
N. Ill.	11	23	108	1	1	24	N. Ill.	3	3	0	5
IA State	16	28	166	0	0	45	IA State	2	7	0	6
N. Iowa	23	28	309	2	1	48	N. Iowa	6	0	0	11
Wisconsin	14	23	256	2	1	46	Wisconsin	2	2	0	2
at Minn.	23	39	314	4	1	60	at Minn.	1	-3	0	---
at Ind.	21	32	320	6	1	58	at Ind.	2	-5	0	---
Maryland	11	22	86	1	1	16	Maryland	2	13	0	13
at PSU	18	49	205	0	2	29	at PSU	4	-7	0	11
at Purdue	21	32	275	1	0	65	at Purdue	2	-6	1	1
N'western	27	41	269	1	9	37	N'western	3	6	0	6
at Illinois	13	21	178	3	1	37	at Illinois	4	2	0	9
Nebraska	16	27	152	2	0	25	Nebraska	1	10	0	10
Miss. State (n)	21	31	214	3	1	75	Miss. State (n)	4	-18	0	3
Totals	235	396	2,852	26	10	75	Totals	36	4	1	13

Career Statistics

Passing	Com.	At.	Pct.	Yds.	TD	Int.	Lng
Freshman	5	9	.556	62	0	0	37
Sophomore	196	351	.558	2,437	26	6	70
Junior	235	396	.593	2,852	26	10	75
Career	436	747	.584	5,351	52	16	75

Rushing	At.	Yds.	Avg.	TD	Lng
Freshman	0	0	---	0	---
Sophomore	49	-115	---	0	8
Junior	36	4	0.7	1	13
Career	85	-111	---	1	13



9 - - **Geno Stone ^

Defensive Back

5-10, 210, Junior

New Castle, Pennsylvania (Senior HS)

Hawk Item -- Scored first career touchdown with 24-yard interception return at Penn State . . . ranked second in the Big Ten and 16th nationally with four interceptions, sharing the team lead.

2019 Honors -- Preseason second-team All-Big Ten by Athlon Sports preseason third-team All-Big Ten by Phil Steele . . . **2019** -- Listed as first team strong safety following spring practice.

2018 Honors -- Named honorable mention All-Big Ten by league media . . . Next Man In Award, defense . . . **2018** -- Saw action in all 13 games, with eight starts at strong safety . . . recorded 39 tackles and one forced fumble to go with four interceptions for 24 yards and a touchdown . . . saw action in 33-7 win over Northern Illinois, recording one solo tackle as defense allowed just 211 yards total offense . . . saw action in 38-14 win over Northern Iowa, recording one assisted tackle as defense allowed just six net rushing yards and 222 yards total offense . . . saw action in 28-17 loss to #18 Wisconsin, recording one pass break-up . . . started at strong safety in 48-31 win at Minnesota for first career start as defense allowed just 86 net rushing yards . . . recorded

three tackles at Minnesota, including one solo stop and two assists, to go with second career interception . . . started at strong safety in 42-16 win at Indiana as defense allowed just 67 net rushing yards . . . recorded five solo tackles at Indiana, including one tackle for loss and a forced fumble . . . also had second interception in as many games, stopping an Indiana scoring threat in the end zone . . . started at strong safety in 23-0 win over Maryland, recording one assisted tackle as defense allowed just 39 offensive plays and 115 yards total offense . . . started at strong safety in 30-24 loss at #17 Penn State . . . collected four tackles at Penn State, including two solo stops and two assists . . . recorded first career touchdown with 24-yard interception return to cut deficit to three points in the fourth quarter, along with one pass break-up . . . started at strong safety in 38-36 loss at Purdue . . . started at strong safety in 38-36 loss at Purdue . . . recorded seven solo tackles at Purdue . . . started at strong safety in 14-10 loss to Northwestern . . . six tackles vs. Northwestern, including four solo stops and two assists, to go with fourth interception of the season . . . started at strong safety in 63-0 win at Illinois . . . recorded two solo tackles and one assisted tackle, along with one pass break-up, at Illinois . . . started at strong safety in 31-28 win over Nebraska . . . recorded six tackles vs. Nebraska, including five solo stops and one assist . . . started at strong safety in 27-22 Outback Bowl win over #18 Mississippi State, recording two solo tackles.

2017 Honors -- Next Man In Award, special teams . . . **2017** -- One of 10 true freshmen to see action in 2017.

2017 -- Saw action in all 13 games, recording five solo tackles and 12 assists, with one interception and 19 yard return . . . recorded one solo tackle for in 44-41 OT win at Iowa State . . . saw action in 21-19 loss to #4 Penn State, recording one solo tackle and two assists . . . recorded first career interception in 45-16 win over Illinois, with 19-yard return, along with one assisted tackle . . . saw action in 17-10 win over Minnesota, recording one solo tackle as defense allowed just 281 yards total offense . . . saw action in 55-24 win over #3 Ohio State, recording two assisted tackles . . . saw action in 56-14 win at Nebraska as defense allowed 67 rushing yards and just 267 yards total offense . . . career-best eight tackles at Nebraska, including two solo stops and six assists . . . saw action in 27-20 Pinstripe bowl win over Boston College, recording one assisted tackle as defense allowed just 21 net rushing yards and 102 yards total offense in second half.

High school honors -- Earned first-team all-state honors as a senior defensive back . . . first-team all-conference on defense and as athlete as a senior, while being named defensive MVP . . . earned first-team all-conference honors on defense and second-team honors on offense as a junior . . . **Career** -- Three-year letterman as wide receiver, quarterback, and defensive back . . . team captain as a senior . . . helped prep team post 8-5 record as a senior, as team advanced to playoffs for three straight years . . . scored five touchdowns and recorded three pass interceptions in regional semifinals . . . set school and conference record with 10 pass interceptions in a season, and set school record with 17 career interceptions . . . recorded 97 tackles as a senior, with 13 tackles for loss, three sacks and 10 interceptions, while scoring two defensive touchdowns and two punt return touchdowns . . . totaled 718 rushing yards and 14 touchdowns and 1,447 passing yards and 16 touchdowns as a senior . . . recorded 69 tackles as a junior, with six interceptions, two defensive touchdowns and two punt return touchdowns . . . also had 471 receiving yards and six touchdowns and 188 rushing yards and two touchdowns . . . as a sophomore had 34 tackles and one interception on defense, while passing for 397 yards and two touchdowns, rushing for 89 yards and one touchdown, and totaling 181 yards and three touchdowns as a receiver . . . also lettered in basketball (3) and track (3) in sprints and jumps.

Personal -- Born 4/19/99 . . . sport and recreation management major . . . carried a 3.5 prep GPA . . . mother is Erin Stone . . . high school coach was Joe Cowart.

Career Bests

Tackles: _____ 8 at Nebraska, 11/24/17
 Solos: _____ 7 at Purdue, 11/3/18
 Assists: _____ 6 at Nebraska, 11/24/17
 Tackle for Loss: _____ 1 at Indiana, 10/13/18
 Interceptions: _____ 1, five times, last vs. Northwestern, 11/10/18
 Touchdowns: _____ 1 at Penn State, 10/27/18
 Pass Break-Up: _____ 1, three times, last at Illinois, 11/17/18
 Forced Fumble: _____ 1 at Indiana, 10/13/18

Game-By-Game Defensive Stats

2017	Solo-Ast.	2018	Solo-Ast.
Wyoming _____	0-0	N. Ill. _____	1-0
at IA State _____	1-0	IA State _____	0-0
N. Texas _____	0-0	N. Iowa _____	0-1
PSU _____	1-2	Wisconsin _____	0-0
at MSU _____	0-0	at Minn. _____	1-2
Illinois _____	0-1	at Ind. _____	5-0
at N'western _____	0-0	Maryland _____	0-1
Minnesota _____	1-0	at PSU _____	2-2
Ohio State _____	0-2	at Purdue _____	7-0
at Wisconsin _____	0-0	N'western _____	4-2
Purdue _____	0-0	at Illinois _____	2-1
at Nebraska _____	2-6	Nebraska _____	5-1
Boston C. (n) _____	0-1	Miss. State (n) _____	2-0
Totals _____	5-12	Totals _____	29-10

Career Statistics

Defense	Solo	Ast.	Total	T/Loss	Sacks	In-Yds.	TD	PBU	FF	RF
Freshman	5	12	17	0/0	0/0	1-19-0	0	0	0	0
Sophomore	29	10	39	1/2	0/0	4-24-1	3	1	0	0
Career	34	22	56	1/2	0/0	5-43-1	3	1	0	0



81 - - Ben Subbert

Defensive Line

6-4, 248, Redshirt Freshman

Williamsburg, Iowa (Williamsburg HS)

Hawk Item -- Moved from tight end to defensive line prior to 2019 spring practice.

2019 -- Not listed on depth chart following spring practice.

2018 -- Redshirted after joining the team as a walk-on.

High school career -- Recorded 19 receptions for 412 yards and three touchdowns as a senior . . . also collected 71 tackles on defense, with 30 tackles for loss and 18 sacks.

Personal -- Born 5/20/99 . . . open major . . . parents are Heather and Todd Subbert . . . one of three sets of brothers on Iowa roster . . . brother of Iowa LS Jackson Subbert . . . attended same high school as LS Jackson Subbert and OL Clayton Thurm . . . high school coach was Curt Ritchie.



50 - - *Jackson Subbert (SUE-birt)

Long Snapper

6-3, 243, Senior

Williamsburg, Iowa (Williamsburg HS)

Hawk Item -- Earned Dean's List recognition, fall, 2018 . . . member of 2019 Leadership Group.

2018 Honors -- Academic All-Big Ten for second year . . . **2018** -- Handled deep snaps for all punts, field goals and PATs in 33-7 win over Northern Illinois for first action of career . . . handled all deep snaps for punts, field goals and PAT in 13-3 win over Iowa State . . . handled all deep snaps for punts, field goals and PATs in 38-14 win over Northern Iowa . . . handled deep snaps for all punts, field goal and PATs in 28-17 loss to #18 Wisconsin, while also recording one solo tackle . . . handled deep snaps for all punts, field goals and PATs in 48-31 win at Minnesota . . . performed lateral snap to TE T.J. Hockenson for a four-yard touchdown from field goal position at Minnesota, along with one solo tackle on special teams . . . handled deep snaps for all punts, field goals and PATs in 42-16 win at Indiana . . . handled deep snaps for all punts, field goals and PATs in 23-0 win over Maryland . . . handled deep snaps for all punts, field goals and PATs in 30-24 loss at #17 Penn State . . . handled deep snaps for all punts, field goals and PATs in 38-36 loss at Purdue . . . handled deep snaps for all punts, field goal and PAT attempts in 14-10 loss to Northwestern . . . handled deep snaps for punts, field goals and

PATs in 63-0 win at Illinois . . . handled deep snaps for all punts, field goal and PATs in 31-28 win over Nebraska, including game-winning field goal on final play of the game . . . handled deep snaps for all punts, field goals and PATs in 27-22 Outback Bowl win over #18 Mississippi State.

2017 Honors -- Academic All-Big Ten . . . **2017** -- Did not see any game action.

2016 -- Did not see any game action.

2015 -- Redshirted after joining the program as a walk-on.

High school honors -- Earned all-conference honors as a senior . . . selected to compete in Iowa Shrine Bowl, as South team recorded 37-24 victory . . .

Career -- Three-year letterman as long snapper, tight end and defensive end . . . team captain as a senior . . . helped prep team post 30-5 overall record his final three seasons, including 11-1 mark as a senior, while reaching state playoffs each season . . . as a senior recorded 13 receptions for 222 yards and four touchdowns . . . on defense recorded 36 solo tackles and 36 assists, with 10 tackles for loss and three sacks . . . also lettered in basketball, baseball and golf . . . four-time state golf qualifier.

Personal -- Born 9/30/96 . . . earned degrees in economics and market in Spring 2019 . . . parents are Heather and Todd Subbert . . . member of National Honor Society . . . earned academic all-conference recognition as a junior and senior . . . one of three sets of brothers on Iowa roster . . . brother of Iowa DL Ben Subbert . . . attended same high school as DL Ben Subbert and OL Clayton Thurman . . . high school coach was Curt Ritchie.



19 - Mike Timm

Linebacker

6-0, 229, Redshirt Freshman

Delafield, Wis. (Kettle Moraine HS)


Hawk Item -- Earned Dean's List recognition, fall, 2018.

2019 -- Not listed on depth chart following spring practice.

2018 Honors -- Team Leader Award, special teams . .

2018 -- Redshirted after joining the team as a walk-on.

Personal -- Born 5/31/00 . . . health and human physiology major . . . parents are Amanda and Steve Timm . . . high school coach was Justin Gumm.



3 - Tyrone Tracy, Jr.

Wide Receiver

5-11, 200, Redshirt Freshman

Camby, Ind. (Decatur Central HS)

Hawk Item -- Used redshirt season after playing in just four games . . . one of 12 true freshmen to see action in 2018.

2019 -- Listed as second team wide receiver following spring practice.

2018 -- Redshirted after seeing action in four games . . . saw first action of career in 38-14 win over Northern Iowa, recording one reception for 22 yards as offense gained 545 yards total offense . . . saw action in 14-10 loss to Northwestern, with one rushing attempt for -1 yard.

High school honors -- Gatorade Player of the Year in Indiana . . . earned Offensive Player of the Year honors as a sophomore and senior . . . named to Indiana Football Digest Top 25 and Indiana Football Coaches Association (IFCA) Top 50 . . . first-team all-county, all-midstate, and all-state for three straight years . . . first-team all-midstate and all-county as a freshman . . . **Career** -- Four-year football letterman as running back, wide receiver, and defensive back . . . helped prep team post four-year record of 35-8 . . . holds school records for receiving yards in a season (1,132) and career (2,643), becoming first player at Decatur Central with over 1,000 yards in a season . . . holds school records

for receiving touchdowns in a season (16) and career (33), as well as total offensive touchdowns (70), total touchdowns (72), total points (444) and yards per rushing attempt in a season (11.5) and career (8.7) . . . as a senior rushed for 1,412 yards and 13 touchdowns, to go with 54 receptions for 1,132 yards and 17 touchdowns . . . also had 135 yards on kickoff returns . . . as a junior recorded 40 receptions for 651 yards and nine touchdowns, while rushing for 296 yards and four touchdowns and recording 83 yards on kickoff returns . . . as a sophomore rushed for 1,239 yards and 11 touchdowns, with 27 receptions for 680 yards and seven touchdowns . . . 336 kick return yards as a sophomore . . . rushed for 578 yards and nine touchdowns as a freshman, with 13 receptions for 180 yards and one touchdown, along with 202 kickoff return yards . . . team captain for three straight years . . . also earned four letters in basketball and three in track as sprinter and long jumper.

Personal -- Born 11/23/99 . . . communication studies major . . . parents are Laverna and Tyrone Tracy, Sr. . . high school coach was Kyle Enright.

Career Receiving Bests

Receptions: _____ 1 vs. Northern Iowa, 9/15/18

Yards: _____ 22 vs. Northern Iowa, 9/15/18

Long: _____ 22 vs. Northern Iowa, 9/15/18

Career Rushing Bests

Attempts: _____ 1 vs. Northwestern, 11/10/18

Yards: _____ -1 vs. Northwestern, 11/10/18


2018 Game-By-Game Stats

Receiving	No.	Yds.	TD	Lng	Rushing	No.	Yds.	TD	Lng
N. Ill.	DNP				N. Ill.	DNP			
IA State	DNP				IA State	DNP			
N. Iowa	1	22	0	22	N. Iowa	0	0	0	---
Wisconsin	DNP				Wisconsin	DNP			
at Minn.	DNP				at Minn.	DNP			
at Ind.	DNP				at Ind.	DNP			
Maryland	DNP				Maryland	DNP			
at PSU	DNP				at PSU	DNP			
at Purdue	0	0	0	---	at Purdue	0	0	0	---
N'western	0	0	0	---	N'western	1	-1	0	---
at Illinois	DNP				at Illinois	DNP			
Nebraska	DNP				Nebraska	DNP			
Miss. State (n)	0	0	0	---	Miss. State (n)	0	0	0	---
Totals	1	22	0	22	Totals	1	-1	0	---

Career Statistics

Receiving	No.	Yds.	Avg.	TD	Lng
Freshman	1	22	22.0	0	22

Rushing	No.	Yds.	Avg.	TD	Lng
Freshman	1	-1	---	0	---



97 - Zach VanValkenburg

Defensive Line

6-4, 270, Junior

Zeeland, Mich. (Zeeland West HS)

Hillsdale College

Hawk Item -- Joined Iowa program in summer, 2019, after playing two seasons at Hillsdale College (Div. II) . . . named Defensive Lineman of the Year in Great Midwest Athletic Conference in 2018 . . . recorded 70 tackles as a sophomore, including 14.5 tackles for loss and 8.5 sacks, along with three forced fumbles . . . led the league on sacks and ranked third in tackles for loss in 2018 . . . as a freshman in 2017 recorded 32 tackles, including 4.5 sacks, one forced fumble and one blocked kick . . . redshirted in 2016 after an early season injury . . . recorded 15 tackles before season-ending injury in mid-October . . . season-high seven tackles vs. Wayne State . . . earned team Big Stick Award following performance vs. Wayne State . . . named team defensive Scout Team Player of the Week on Sept. 5.

High school honors -- Earned first-team all-state and all-conference honors as a senior ... named Holland Sentinel Defensive Player of the Year and named to Detroit Free Press Dream Team as a senior ... earned all-conference honors as a junior ... **Career** -- Three-year football letterman as linebacker and defensive end ... member of prep team that won three conference titles and two state championships, posting 39-2 record over three seasons ... recorded 85 tackles a senior, including 28 tackles for loss and 9.5 sacks ... team captain as a senior ... also earned four letters in wrestling, earning all-state honors on the mat, and four-year track letterman.

Personal -- Born 2/17/98 ... interdisciplinary studies major ... named AP Scholar as a prep ... parents are Rebecca and Dale VanValkenburg ... high school coach was John Shillito.

Career Statistics

Defense	Solo	Ast.	Total	T/Loss	Sacks	PBU	FF	RF	BLK
Freshman	20	12	32	4.5/17	4.5/15	0	1	0	1
Sophomore	33	37	70	14.5/75	8.5/63	0	3	0	0
Career	53	49	102	19/92	13/78	0	4	0	1



85 - - *Nate Vejvoda (vay-VO-duh)
Long Snapper
6-5, 250, Senior
Homer Glen, Illinois (Providence Catholic HS)

Hawk Item -- Earned Dean's List recognition, fall, 2018, and spring, 2019 ... member of 2019 Leadership Group.

2019 -- Listed as second team long snapper following spring practice.

2018 Honors -- Academic All-Big Ten for third year ... **2018** -- Saw action as long snapper in 63-0 win at Illinois.

2017 Honors -- Academic All Big Ten for second year ... **2017** -- Did not see any game action.

2016 Honors -- Academic All-Big Ten ... **2016** -- Saw action in six games (Miami, Iowa State, Northwestern, Purdue, Michigan, and Illinois), but had no statistics.

2015 -- Redshirted.

High school honors -- Named first-team all-conference in the Chicago Catholic League as a senior ... named second-team all-area as wide receiver and named all-area honorable mention as tight end ... **Career** -- Four-year letterman as tight end, wide receiver and long snapper ... team captain as a sophomore and senior ... helped prep team advance to state playoffs as a junior ... helped team post 13-1 record while winning state championship as a senior ... recorded 44 receptions for 638 yards and eight touchdowns as a senior ... as a junior recorded 24 receptions for 352 yards and three touchdowns ... also a four-year letterman in basketball.

Personal -- Born 9/06/96 ... mechanical engineering major ... parents are Nancy and Greg Vejvoda ... named to Class 7A all-state academic team for football ... four-year member of First Honor Roll ... member of National Honor Society ... high school coach was Mark Caglione.



35 - - *Barrington Wade
Linebacker
6-1, 236, Junior
Skokie, Illinois (Niles North HS)

2019 -- Listed as co-first team at outside linebacker/nickel position following spring practice.

2018 -- Saw action in 12 games, recording three tackles ... recorded one assisted tackle in 48-31 win at Minnesota for first career tackle ... saw action in 14-10 loss to Northwestern, recording one solo tackle ... saw action in 63-0 win at Illinois, recording one assisted tackle.

2017 -- Did not see any game action.

2016 -- Redshirted.

High School honors -- Earned honorable mention All-America recognition ... first-team all-state as a senior, earning MVP and Sportsmanship Award ... named Chicago Tribune first-team all-state as a senior ... first-team all-conference for three straight seasons ... **Career** -- Played both running back and linebacker ... helped prep team advance to third round of state playoffs as a senior ... team captain for three seasons ... also competed in football and track.

Personal -- Born 3/16/98 ... enterprise leadership major ... parents are Christine Thurmond and Barrington Wade, Sr. ... high school coach was Mark Egofski.

Career Bests

Tackles: _____ 1, three times, last at Illinois, 11/17/18
 Solos: _____ 1 vs. Northwestern, 11/10/18
 Assists: _____ 1, twice, last at Illinois, 11/17/18

Game-By-Game Defensive Stats

2017	Solo-Ast.	2018	Solo-Ast.
Wyoming	DNP	N. Ill.	0-0
at IA State	DNP	IA State	0-0
N. Texas	DNP	N. Iowa	0-0
PSU	DNP	Wisconsin	0-0
at MSU	DNP	at Minn.	0-1
Illinois	DNP	at Ind.	0-0
at N'western	DNP	Maryland	DNP
Minnesota	DNP	at PSU	0-0
Ohio State	DNP	at Purdue	0-0
at Wisconsin	DNP	N'western	1-0
Purdue	DNP	at Illinois	0-1
at Nebraska	DNP	Nebraska	0-0
Boston C. (n)	DNP	Miss. State (n)	0-0
Totals	0-0	Totals	1-2

Career Statistics

Defense	Solo	Ast.	Total	T/Loss	Sacks	In-Yds.	Blk	PBU	FF	RF
Freshman	0	0	0	0/0	0/0	0-0	0	0	0	0
Sophomore	1	2	3	0/0	0/0	0-0	0	0	0	0
Career	1	2	3	0/0	0/0	0-0	0	0	0	0



92 - - John Waggoner
Defensive Line
6-5, 270, Redshirt Freshman
Des Moines, Iowa (Dowling HS)

2019 - - Listed as second team left end following spring practice.

2018 - - Redshirted ... did not see any game action.

High school honors - - Named to *Des Moines Register* Elite Eight all-state team as a senior ... named first-team all-state by *Des Moines Register* and Iowa Newspaper Association (INA) as a senior ... named INA first-team all-state team as a junior ... first-team all-district as a junior and senior ... **Career - -** Three-year football letterman ... member of prep team that posted 37-2 record over three years, winning three straight state championships ... recorded 21.5 tackles as a senior, with 16 solo stops and 5.5 assists, including 11 tackles for loss and 5.5 sacks ... also had six receptions on offense for 59 yards ... totaled 27 tackles as a junior, including 23 solo stops and four assists, with 12 tackles for loss, one fumble recovery, and one five-yard interception return for a touchdown ... recorded 8.5 tackles as a sophomore, with three tackles for loss and one sack ... team captain as a senior ... also letter in soccer and basketball, earning second-team all-conference honors in basketball as a junior.

Personal - - Born 10/27/99 ... business major ... member of National Honor Society ... earned academic recognition four straight years as a prep ... parents are Julie and Brian Waggoner ... one of two players from Des Moines on Iowa roster ... attended same high school as DB Jack Koerner and LB Mitch Riggs ... high school coach was Tom Wilson.



34 - - *Kristian Welch ^**
Linebacker
6-3, 239, Senior
Iola, Wis. (Iola-Scandinavia)

Hawk-Item - - One of 10 true freshmen to see action in 2016 ... earned Dean's List recognition, fall, 2018 ... member of 2019 Leadership Group.

2019 Honors - - Preseason fourth-team All-Big Ten by Phil Steele ... **2019 - -** Listed as first team middle linebacker following spring practice.

2018 Honors - - Academic all-Big Ten ... **2018 - -** Saw action in 12 games, with three starts at middle linebacker and three starts at weakside position ... recorded 49 tackles, with one sack, one interception, one pass break-up, one forced fumble and one recovered fumble ... started at weakside linebacker in 33-7 win over Northern Illinois as defense allowed just 211 yards total offense ... career-best 11 tackles vs. NIU, including seven solo stops and four assists ... also recorded one sack and a forced fumble ... started at weakside linebacker in 38-14 win over Northern Iowa as defense allowed just six net rushing yards and 222 yards total offense ... led team with eight tackles vs. UNI, including four solo stops and four assists, along with one recovered fumble ... started at weakside linebacker in 28-17 loss to #18 Wisconsin ... seven tackles vs. the Badgers, including three solo stops and four assists ... saw action in 48-31 win at Minnesota, recording one assisted tackle as defense allowed just 86 net rushing yards ... started at middle linebacker in 42-16 win at Indiana as defense allowed just 67 net rushing yards ... recorded eight tackles at Indiana, including four solo stops and four assists, along with one pass break-up ... started at middle linebacker in 23-0 win over Maryland as defense allowed just 39 offensive plays and 115 yards total offense ... five tackles vs. Maryland, including three solo stops and two assists ... saw action in 30-24 loss at #17 Penn State ... recorded three tackles at Penn State, including two solo stops and one assist ... saw action in 14-10 loss to Northwestern, recording one solo tackle ... saw action in 63-0 win at Illinois at defense allowed just 216 yards total offense ... five tackles at Illinois, including two solo stops and three assists ... recorded first interception of the season with a 15 yard return at Illinois and shared one sack.

2017 - - Saw action in 11 games, recording two solo tackles and four assists ... recorded two tackles, including one solo stop and one assist in 45-16 win over Illinois ... recorded one assisted tackle in 17-10 OT loss at Northwestern ... career-high three tackles in 56-14 win at Nebraska, including two solo tackles and one assist ... first career interception and 33 yard return at Nebraska.

2016 - - Saw action in all 13 games, recording two solo tackles and one assist ... saw first action of career in 45-21 win over Miami, recording one assisted tackle ... saw action in 40-10 win over #15 Nebraska, recording career-best two solo tackles as defense allowed just 90 net rushing yards and 217 yards total offense.

High School honors - - Earned all-state and all-region honors as a senior ... first-team all-conference linebacker and running back as a junior and senior ... honorable mention all-conference linebacker as a sophomore ... team defensive MVP as a senior ... **Career - -** Played both linebacker and running back, helping team reach state playoffs for three straight years ... rushed 85 times for 1,000 yards and 10 touchdowns as a senior, while recording 75 tackles on defense ... rushed 120 times for 1,300 yards and 13 touchdowns as a junior with 65 tackles on defense ... as a sophomore rushed 100 times for 980 yards and nine touchdowns, while compiling 45 tackles ... rushed 15 times for 200 yards and a touchdown as a freshman ... team captain as a junior and senior ... also competed for prep basketball team, serving as team captain and earning team MVP honors.

Personal - - Born 5/24/98 ... enterprise leadership major ... earned academic High Honors throughout prep career ... parents are Mary and Tim Welch ... high school coach was Scott Erickson.

Career Bests

Tackles: _____ 11 vs. Northern Illinois, 9/1/18
Solos: _____ 7 vs. Northern Illinois, 9/1/18
Assists: _____ 4, three times, last at Indiana, 10/13/18
Interception: _____ 1, twice, last at Illinois, 11/17/18
QB Sack: _____ 1 vs. Northern Illinois, 9/1/18
Forced Fumble: _____ 1 vs. Northern Illinois, 9/1/18
Recovered Fumble: _____ 1 vs. Northern Iowa, 9/15/18
Pass Break-Up: _____ 1 at Indiana, 10/13/18

Game-By-Game Defensive Stats

2016	Solo-Ast.	2017	Solo-Ast.	2018	Solo-Ast.
Miami	0-1	Wyoming	DNP	N. Ill.	7-4
IA State	0-0	at IA State	DNP	IA State	INJ
NDSU	0-0	N. Texas	0-0	N. Iowa	4-4
at Rutgers	0-0	PSU	0-0	Wisconsin	3-4
N'western	0-0	at MSU	0-0	at Minn.	0-1
at Minn.	0-0	Illinois	1-1	at Ind.	4-4
at Purdue	0-0	at N'western	0-1	Maryland	3-2
Wisconsin	0-0	Minnesota	0-0	at PSU	2-1
at PSU	0-0	Ohio State	0-0	at Purdue	0-0
Michigan	0-0	at Wisconsin	0-0	N'western	1-0
at Illinois	0-0	Purdue	0-0	at Illinois	2-3
Nebraska	2-0	at Nebraska	1-2	Nebraska	0-0
Florida (n)	0-0	Boston C. (n)	0-0	Miss. State (n)	0-0
Totals	2-1	Totals	2-4	Totals	26-23

Career Statistics

Defense	Solo	Ast.	Total	T/Loss	Sacks	In-Yds.	PBU	FF	RF
Freshman	2	1	3	0/0	0/0	0-0	0	0	0
Sophomore	2	4	6	0/0	0/0	1-33	0	0	0
Junior	26	23	49	1.5/21	1.5/21	1-15	1	1	1
Career	30	28	58	1.5/21	1.5/21	2-48	1	1	1



39 - **Nate Wieting (WHEAT-ing)
Tight End
6-4, 250, Senior
Rockford, Illinois (Lutheran HS)

Hawk Item - - Earned Dean's List recognition, fall, 2018, and spring, 2019 . . . member of 2019 Leadership Group.

2019 Honors - - Preseason fourth-team All-Big Ten by Phil Steele . . . **2019** -- Listed as first team tight end following spring practice.

2018 - - Academic All-Big Ten for second year . . . **2018** - - Saw action in 12 games, with two starts . . . two receptions for 51 yards . . . caught one reception for 30 yards in 33-7 win over Northern Illinois . . . recorded one reception for 21 yards in 38-36 loss at Purdue.

2017 Honors - - Academic All-Big Ten . . . **2017** - - Started as one of two tight ends in 27-20 Pinstripe Bowl win over Boston College . . . one reception for 17 yards vs. Boston College, which carried to one-yard line and set up game-winning touchdown in final minutes . . . saw action in six other games, but had no statistics.

2016 Honors - - Academic All-Big Ten . . . **2016** - - Saw action in 10 games, with three starts, but had no statistics.

2015 Honors - - Team Leader Award, offense . . . **2015** - - Redshirted after joining the program as a walk-on.

High school honors - - Earned unanimous first-team all-conference honors as a senior after missing majority of junior season due to injury . . . second-team all-conference as a sophomore . . . **Career** - - Starter on both offense and defense (defensive back) as a sophomore and senior, earning four varsity letters despite missing majority of junior season due to injury . . . team captain as a senior for top-ranked team in Class 4A . . . helped prep team win two conference championships and advance to state playoffs three straight years while posting three-year record of 31-5 . . . also lettered in basketball (4), volleyball (3) and track (2).

Personal - - Born 2/20/97 . . . sport and recreation management major . . . earned degree in human physiology in Spring 2019 . . . parents are Sue and Brian Wieting . . . earned academic all-state recognition as a sophomore and senior . . . named Illinois State Scholar . . . high school coach was Bruce Bazsali.

Career Receiving Bests

Receptions: _____ 1, three times, last at Purdue, 11/3/18
 Yards: _____ 30 vs. Northern Illinois, 9/1/18
 Long: _____ 30 vs. Northern Illinois, 9/1/18

Game-By-Game Stats

2016	No.	Yds.	TD	Lng	2017	No.	Yds.	TD	Lng
Miami	0	0	0	---	Wyoming	INJ			
IA State	0	0	0	---	at IA State	INJ			
NDSU	0	0	0	---	N. Texas	INJ			
at Rutgers	DNP				PSU	INJ			
N'western	DNP				at MSU	DNP			
at Minn.	DNP				Illinois	0	0	0	---
at Purdue	0	0	0	---	at N'western	0	0	0	---
Wisconsin	0	0	0	---	Minnesota	0	0	0	---
at PSU	0	0	0	---	Ohio State	0	0	0	---
Michigan	0	0	0	---	at Wisconsin	0	0	0	---
at Illinois	0	0	0	---	Purdue	DNP			
Nebraska	0	0	0	---	at Nebraska	0	0	0	---
Florida	0	0	0	---	Boston C. (n)	1	17	0	17
Totals	0	0	0	---	Totals	1	17	0	17

2018	No.	Yds.	TD	Lng
N. Ill.	1	30	0	30
IA State	0	0	0	---
N. Iowa	0	0	0	---
Wisconsin	0	0	0	---
at Minn.	0	0	0	---
at Ind.	0	0	0	---
Maryland	0	0	0	---
at PSU	0	0	0	---
at Penn State	0	0	0	---
at Purdue	1	21	0	21
N'western	0	0	0	---
at Illinois	0	0	0	---
Nebraska	INJ			
Miss. State (n)	0	0	0	---
Totals	2	51	0	30

Career Statistics

Receiving	No.	Yds.	Avg.	TD	Lng
Freshman	0	0	---	0	---
Sophomore	1	17	17.0	0	17
Junior	2	51	26.5	0	30
Career	3	68	22.7	0	30



74 - **Tristan Wirfs ^
Offensive Lineman
6-5, 322, Junior
Mount Vernon, Iowa (Mount Vernon HS)

Hawk Item - - One of 10 true freshmen to see action in 2017 . . . first true freshman to start at either offensive tackle position in the Kirk Ferentz era . . . one of two true freshmen named to 2017 Leadership Group.

2019 Honors - - Preseason fourth-team All-America by Athlon Sports . . . preseason second-team All-Big Ten by Athlon Sports . . . preseason fourth-team All-Big Ten by Phil Steele . . . **2019** -- Listed as first team right tackle following spring practice.

2018 Honors - - Named honorable mention All-Big Ten by both league coaches and media . . . **2018** - - Started at right tackle in all 12 games in which he played . . . did not see action in 33-7 win over Northern Illinois . . . started at right tackle and played every offensive down in 13-3 win over Iowa State . . . started at right tackle in 38-14 win over Northern Iowa as offense gained 545 yards total offense . . . started at right tackle and played every offensive down in 28-17 loss to #18 Wisconsin . . . started at right tackle in 48-31 win at Minnesota as offense gained 420 yards total offense . . . started at right tackle and played every offensive down in 42-16 win at Indiana as offense gained 479 yards total offense . . . started at right tackle in 23-0 win over Maryland as offense gained 224 net rushing yards . . . started at right tackle and played every offensive down in 30-24 loss at #17 Penn State . . . started at right tackle and played every offensive down in 38-36 loss at Purdue . . . started at right tackle and played every offensive down in 14-10 loss to Northwestern . . . started at right tackle in 63-0 win at Illinois as offense gained 400 yards total offense . . . started at right tackle and played every offensive down in 31-28 win over Nebraska as offense rushed for 226 yards and gained 419 yards total offense . . . started at right tackle and played every offensive down in 27-22 Outback Bowl win over #18 Mississippi State.

2017 Honors - - Next Man In Award, offense . . . honorable mention Big Ten Conference All-Freshman team by BTN.com . . . **2017** - - Did not see action in 24-3 win over Wyoming . . . did not see action in 44-41 OT win at Iowa State . . . saw first action of career at right tackle in 31-14 win over North Texas as offense gained 435 yards total offense . . . did not see action in 21-19 loss to #4 Penn State . . . saw action on special teams in 17-10 loss at Michigan State . . . started at right tackle in 45-16 win over Illinois as offense gained 441 yards total offense . . . started at right tackle and played every offensive down in 17-10 OT loss at Northwestern . . . started at right tackle and played every offensive down in 17-10 win over Minnesota . . . started at right tackle and played every offensive down in 55-24 win over #3 Ohio State as offense gained 487 yards total offense . . . started at right tackle and played every offensive

down in 38-14 loss at #6 Wisconsin ... started at right tackle and played every offensive down in 24-15 loss to Purdue ... started at right tackle and played every offensive down in 56-14 win at Nebraska, as offense rushed for 313 yards and gained 505 yards total offense ... started at left tackle and played every offensive down in 27-20 Pinstripe Bowl win over Boston College.

High school honors -- Selected to U.S. Army All-American Bowl following prep career ... named to *Des Moines Register* Elite all-state team as a senior ... named captain of 2A Iowa Newspaper Association all-state team as a senior ... named district offensive line MVP and Class 2A Iowa Preps Offensive Lineman of the Year as a senior ... named first-team all-district for three straight seasons ... **Career** -- Three-year football letterman as offensive and defensive lineman ... helped prep team post 20-6 mark his final two seasons while reaching state championship game as a senior ... recorded 35 tackles as a senior, with three sacks and one fumble recovery ... also had one interception for a touchdown and returned a blocked punt for a score ... as a junior recorded 31 total tackles, with two sacks ... team captain as a senior ... named by the *Des Moines Register* as All-Iowa Boys High School Athlete of the Year in 2016-17 ... also lettered in track (4) and wrestling (4) ... won state wrestling championship as a senior ... state champion in discus and shot put as a junior and senior ... also won state discus title as a sophomore ... just the fourth Iowa male prep to win both shot and discus titles in consecutive years, and first to win three straight discus titles since the 1950's ... earned Robert Kramme Award for most outstanding boys high school performer at 2017 Drake Relays ... won both discus and shot put competition at 2017 Drake Relays, earning three Drake Relays titles as a prep ... career-best 66-3 1/4 in shot put ranked sixth-best nationally as a senior and second best all-time in Iowa.

Personal -- Born 1/24/99 ... communication studies major ... member of prep Honor Roll ... mother is Sarah Wirfs ... high school coach was Lance Pederson.



17 - - ***Devonte Young ^

Defensive Back

6-0, 203, Senior

Waldorf, Maryland (North Point)

Hawk-Item -- One of 10 true freshmen to see action in 2016 ... moved to defensive back during early portion of 2018 season ... member of 2019 Leadership Group.

2019 -- Listed as second team strong safety following spring practice.

2018 Honors -- Team Hustle Award, special teams ... **2018** -- Saw action in all 13 games, recording one tackle on special teams, along with three kickoff returns for 64 yards ... recorded one assisted tackle in 48-31 win at Minnesota ... one KO return for 24 yards in 42-16 win at Indiana for his first career return ... recorded one kickoff return for 18 yards in 38-36 loss at Purdue ... recorded one kickoff return for 22 yards in 31-28 win over Nebraska.

2017 -- Saw action in 11 games, recording one solo and one assisted tackle on special teams ... recorded one assisted tackle on special teams in 44-41 OT win at Iowa State ... recorded one solo tackle on special teams in 31-14 win over North Texas.

2016 -- Saw action in 12 games, recording one solo tackle on special teams in 41-14 loss at #12 Penn State.

High School honors -- Consensus first-team all-state selection as a senior defensive back ... earned first-team all-conference and all-metro honors as a senior, while being named Conference Player of the Year ... second-team all-conference as a junior ... first-team all-metro as a sophomore ... **Career** -- Three-year letterman as both wide receiver and safety ... helped prep team advance to state playoffs as a sophomore (11-1 at Gwynn Park) and senior (10-1 at North Point) ... conference champions as a senior while reaching regional semifinals ... as a senior recorded 45 receptions for 802 yards and six touchdowns, with 15 rushing attempts for 201 yards and two touchdowns ... also completed two pass attempts, one for a touchdown ... recorded 40 tackles on defense as a senior with four interceptions ... recorded 700 punt return yards, scoring two touchdowns, while also scoring on one fumble and one interception return ... team captain as a senior ... also competed for prep

track team.

Personal -- Born 2/20/97 ... interdepartmental studies major ... parents are Angela and Jude Young ... high school coach was Tom Petre.

Career KO Return Bests

Number: _____ 1, three times, last time vs. Nebraska, 11/23/18

Yards: _____ 24 at Indiana, 10/13/18

Long: _____ 24 at Indiana, 10/13/18

Game-By-Game Receiving Stats

2016	No.	Yds.	TD	Lng	2017	No.	Yds.	TD	Lng
Miami	0	0	0	---	Wyoming	0	0	0	---
IA State	0	0	0	---	at IA State	0	0	0	---
NDSU	0	0	0	---	N. Texas	0	0	0	---
at Rutgers	DNP				PSU	0	0	0	---
N'western	0	0	0	---	at MSU	0	0	0	---
at Minn.	0	0	0	---	Illinois	0	0	0	---
at Purdue	0	0	0	---	at N'western	0	0	0	---
Wisconsin	0	0	0	---	Minnesota	0	0	0	---
at PSU	0	0	0	---	Ohio State	0	0	0	---
Michigan	0	0	0	---	at Wisconsin	0	0	0	---
at Illinois	0	0	0	---	Purdue	0	0	0	---
Nebraska	0	0	0	---	at Nebraska	DNP			
Florida (n)	0	0	0	---	Boston C. (n)	DNP			
Totals	0	0	0	---	Totals	0	0	0	---

Game-By-Game KO Return Stats

2018	No.	Yds.	TD	Lng
N. Ill.	0	0	0	---
IA State	0	0	0	---
N. Iowa	0	0	0	---
Wisconsin	0	0	0	---
at Minn.	0	0	0	---
at Ind.	1	24	0	24
Maryland	0	0	0	---
at PSU	0	0	0	---
at Purdue	1	18	0	18
N'western	0	0	0	---
at Illinois	0	0	0	---
Nebraska	1	22	0	22
Miss. State (n)	0	0	0	---
Totals	3	64	0	24

Game-By-Game Tackles


2018	Solo	Ast.
N. Ill.	0-0	
IA State	0-0	
N. Iowa	0-0	
Wisconsin	0-0	
at Minn.	0-1	
at Ind.	0-0	
Maryland	0-0	
at PSU	0-0	
at Purdue	0-0	
N'western	0-0	
at Illinois	0-0	
Nebraska	0-0	
Miss. State (n)	0-0	
Totals	0-1	

Career Statistics

Receiving	No.	Yds.	Avg.	TD	Lng
Freshman	0	0	---	0	---
Sophomore	0	0	---	0	---
Junior	0	0	---	0	---
Career	0	0	---	0	---

KO Returns	No.	Yds.	Avg.	TD	Lng
Junior	3	64	21.3	0	24

Defense	Solo	Ast.	Total	T/Loss	Sacks	In-Yds.	Blk	PBU	FF	RF
Junior	0	1	1	0/0	0/0	0-0	0	0	0	0



28 - - **Toren Young
Running Back
5-11, 223, Junior
Madison, Wis. (Monona Grove HS)

Hawk Item - - One of two redshirt freshmen named to 2017 Leadership Group . . . only sophomore named to 2018 Leadership Group.

2019 - - Listed as second team running back following spring practice.

2018 Honors - - Academic All-Big Ten for second year . . . Team Hustle Award, offense . . . **2018** - - Saw action in all 13 games, with three starts . . . second on team in rushing attempts, rushing yards and rushing touchdowns (136-637-5) . . . seven receptions for 27 yards and one touchdown . . . saw action in 33-7 win over Northern Illinois as offense gained 209 net rushing yards . . . led rushing attack with eight attempts for 84 yards vs. NIU . . . had career-long 40 yard gain on first rushing attempt of the season and later scored on a 6-yard run . . . started at running back in 13-3 win over Iowa State . . . led rushing attack with career-high 21 carries for 68 yards vs. ISU . . . started at running back in 38-14 win over Northern Iowa as offense gained 545 yards total offense . . . rushed 14 times for 82 yards to lead rushing attack vs. UNI, including a 15-yard touchdown . . . also had one reception for two yards . . . saw action in 28-17 loss to #18 Wisconsin . . . rushed six times for 34 yards vs. the Badgers, with a long of 10 yards . . . saw action in 48-31 win at Minnesota as offense gained 420 yards total offense . . . rushed five times for 18 yards at Minnesota . . . started at running back in 42-16 win at Indiana as offense gained 479 yards total offense . . . rushed 19 times for career-best 96 yards at Indiana, with a long of 16 yards . . . also had one reception for 11 yards and a touchdown vs. Hoosiers for first receiving score . . . saw action in 23-0 win over Maryland as offense gained 224 net rushing yards . . . rushed nine times for 21 yards vs. Maryland . . . saw action in 30-24 loss at #17 Penn State . . . rushed seven times for 18 yards at Penn State . . . saw action in 38-36 loss at Purdue . . . nine rushing attempts for 45 yards at Purdue, with a long of 11 yards . . . saw action in 14-10 loss to Northwestern . . . three rushing attempts for 14 yards and one reception for six yards vs. Northwestern . . . saw action in 63-0 win at Illinois as offense gained 400 yards total offense . . . rushed 14 times for 67 yards and two touchdowns at Illinois, with a long of 17 yards . . . added career-high two receptions for seven yards . . . scoring runs covered five and 14 yards for first multi-touchdown game of career . . . saw action in 31-28 win over Nebraska as offense rushed for 226 yards and gained 419 yards total offense . . . rushed 18 times for 83 yards and one touchdown, with the score coming on a four-yard run . . . saw action in 27-22 Outback Bowl win over #18 Mississippi State . . . rushed three times for seven yards and had two receptions for one yard vs. MSU.

2017 Honors - - Academic All-Big Ten . . . **2017** - - Rushed 45 times for 193 yards and two touchdowns, while also having one reception for 23 yards . . . saw action in 31-14 win over North Texas as offense gained 435 yards total offense . . . led rushing attack vs. North Texas with 19 rushing attempts for 78 yards, with a long of 15 yards . . . started at running back in 45-16 win over Illinois as offense gained 441 yards total offense . . . rushed eight times for 32 yards vs. Illinois . . . saw action in 17-10 OT loss at Northwestern . . . first career reception at Northwestern for 23 yards, along with two rushing attempts for four yards . . . saw action in 55-24 win over #3 Ohio State as offense gained 487 yards total offense . . . rushed five times for 47 yards vs. Ohio State, with a long of 34 yards . . . scored first career touchdown on a six-yard run in the fourth quarter . . . three rushing attempts for 11 yards in 38-14 loss at #6 Wisconsin, with a long of five yards . . . eight rushing attempts for 21 yards in 56-14 win at Nebraska, including a three-yard touchdown.

2016 Honors - - Team Leader Award, offense . . . **2016** - - Redshirted.

High School honors -- Named Blue-Grey All-American as a senior . . . conference and area Player of the Year as a senior... first-team all-state as a senior by The Associated Press and coaches . . . finalist for Elroy "Crazy Leg" Hirsch Award as a senior . . . first-team all-conference and all-region as a junior and senior . . . conference Player of the Year as a junior . . . first-team all-conference and honorable mention all-region as a sophomore . . . **Career** - - Helped prep team post 14-0 record and earn state championship as a sophomore . . . member of prep team that won conference title seven straight seasons . . . combined record of 18-5 in final two seasons while advancing to state playoffs four straight years . . . rushed 333 times for 2,779 yards and 28

touchdowns as a senior . . . recorded 194 rushing attempts for 1,123 yards and 15 touchdowns as a junior . . . as a sophomore rushed 173 times for 1,134 yards and 11 touchdowns . . . rushed five times for 83 yards as a freshman . . . team captain as a junior and senior . . . also competed for prep track team.

Personal - - Born 9/04/97 . . . sport and recreation management major . . . mother is Tianna Parkinson . . . high school coaches were Michael Stassi and Brandon Beckwith.

Career Rushing Bests

Attempts: _____ 21 vs. Iowa State, 9/8/18
 Yards: _____ 96 at Indiana, 10/13/18
 Touchdowns: _____ 2 at Illinois, 11/17/18
 Long: _____ 40 vs. Northern Illinois, 9/1/18

Career Receiving Bests

Receptions: _____ 2 at Illinois, 11/17/18
 Yards: _____ 23 at Northwestern, 10/21/17
 Touchdowns: _____ 1 at Indiana, 10/13/18
 Long: _____ 23 at Northwestern, 10/21/17

Game-By-Game Stats

Rushing

2017	No.	Yds.	TD	Lng
Wyoming	DNP			
at IA State	DNP			
N. Texas	19	78	0	15
PSU	DNP			
at MSU	DNP			
Illinois	8	32	0	8
at N'western	2	4	0	3
Minnesota	DNP			
Ohio State	5	47	1	34
at Wisconsin	3	11	0	5
Purdue	0	0	0	---
at Nebraska	8	21	1	5
Boston C. (n)	DNP			
Totals	45	193	2	34

Rushing

2018	No.	Yds.	TD	Lng
N. Ill.	8	84	1	40
IA State	21	68	0	11
N. Iowa	14	82	1	15
Wisconsin	6	34	0	10
at Minn.	5	18	0	7
at Ind.	19	96	0	16
Maryland	9	21	0	6
at PSU	7	18	0	9
at Purdue	9	45	0	11
N'western	3	14	0	11
at Illinois	14	67	2	17
Nebraska	18	83	1	19
Miss. State (n)	3	7	0	3
Totals	136	637	5	40

Career Statistics

Rushing	No.	Yds.	Avg.	TD	Lng
Freshman	45	193	4.3	2	34
Sophomore	136	637	4.7	5	40
Career	181	830	4.6	7	40


Receiving	No.	Yds.	Avg.	TD	Lng
Freshman	1	23	23.0	0	23
Sophomore	7	27	3.9	1	11
Career	8	50	6.3	1	23

Receiving

2017	No.	Yds.	TD	Lng
at IA State	DNP			
at IA State	DNP			
N. Texas	0	0	0	---
PSU	DNP			
at MSU	DNP			
Illinois	0	0	0	---
at N'western	1	23	0	23
Minnesota	DNP			
Ohio State	0	0	0	---
at Wisconsin	0	0	0	---
Purdue	0	0	0	---
at Nebraska	0	0	0	---
Boston C. (n)	DNP			
Totals	1	23	0	23

Receiving

2018	No.	Yds.	TD	Lng
N. Ill.	0	0	0	---
IA State	0	0	0	---
N. Iowa	1	2	0	2
Wisconsin	0	0	0	---
at Minn.	0	0	0	---
at Ind.	1	11	1	11
Maryland	0	0	0	---
at PSU	0	0	0	---
at Purdue	0	0	0	---
N'western	1	6	0	6
at Illinois	2	7	0	4
Nebraska	0	0	0	---
Miss. State (n)	2	1	0	3
Totals	7	27	1	11



4 - - Dane Belton
Defensive Back
6-1, 190, Freshman
Tampa, Fla. (Jesuit HS)

High school honors - - Named second-team all-state as a junior after earning honorable mention recognition as a sophomore . . . first-team all-county as a junior and second team as a sophomore . . . **Career** - - Four-year football letterman as defensive back, wide receiver and return specialist . . . helped prep team reach state playoffs four straight years . . . four-year record of 43-8, including a 12-1 mark as a senior . . . recorded 67 tackles as a senior, with four interceptions and seven pass break-ups, while scoring four touchdowns . . . as a junior recorded 56 tackles, with four interceptions, five tackles for loss, four pass break-ups and three touchdowns . . . 49 tackles, three interceptions and four pass break-ups as a sophomore . . . one interception as a freshman . . . team captain as a junior and senior . . . also two-year track letterman.

Personal - - Born 12/7/2000 . . . health and human physiology major . . . parents are Deanna and Danny Belton . . . high school coach was Matt Thompson.



31 - - Jack Campbell
Linebacker
6-4, 218, Freshman
Cedar Falls, Iowa (Cedar Falls HS)

High school honors - - Named to Des Moines Register Elite 8 listing as a senior . . . named to All-Iowa Elite all-state team by Des Moines Register as a senior . . . voted captain of Class 4A all-state team . . . earned first-team all-district honors and named District Defensive Player of the Year . . . named to all-metro team and earned Golden Hammer Award as top defensive player on prep team . . . first-team all-state as a junior by Des Moines Register . . . first-team all-district and all-metro as a junior, while also earning team Golden Hammer Award . . . earned second-team all-district and all-metro honors as a sophomore . . . **Career** - - Three-year football letterman at linebacker . . . helped prep team reach state playoffs as a junior and senior, while posting three-year record of 27-6 . . . prep team claimed district title as a junior and senior after sharing title as a sophomore . . . prep team reached state quarterfinals as a junior and finished as state runner-up as a senior . . . holds school record for tackles in a season (168 as a senior) and career (338) . . . 168 tackles as a senior included 12.5 tackles for loss, five sacks, five pass break-ups, and two blocked kicks, with one touchdown return . . . recorded 111 tackles as a junior, including eight tackles for loss, five sacks, five pass break-ups, five pressures, one interception and one fumble recovery . . . as a sophomore collected 59 tackles, with six tackles for loss and one sack . . . team captain as a junior and senior . . . also lettered in basketball and track.

Personal - - Born 8/22/2000 . . . pre-business major . . . four-year member of prep Honor Roll . . . parents are Amy and Jeremy Eastman and Jen and Dave Campbell . . . one of two players from Cedar Falls on Iowa roster . . . attended same high school as TE Jackson Frericks . . . high school coach was Brad Remmert.



29 - - Sebastian Castro
Defensive Back
5-11, 195, Freshman
Oak Lawn, Ill. (Richards HS)

High school honors - - Player of the Year by The Reporter and Daily Southtown as a senior . . . SSC Red Player of the Year as a junior and senior . . . earned first-team all-state honors by the Champaign News-Gazette as a junior and senior . . . first-team all-conference and all-area by the IHSFCA as a junior and senior . . . first-team all-conference and all-area for three straight years . . . **Career** - - Three-year football letterman as defensive back and quarterback . . . helped team post three-year record of 26-7, while advancing to state playoffs three straight seasons, including state semifinals as a senior . . . three-year defensive totals include 210 tackles, 12 tackles for loss, six forced fumbles, four recovered fumbles, 11 interceptions, and seven pass break-ups . . . on offense completed 121-of-206 pass attempts for 1,727 yards and 16 touchdowns, while rushing 161 times for 1,145 yards and 14 touchdowns . . . recorded 95 tackles and five interceptions as a senior, with five tackles for loss, three pass break-ups, three forced fumbles, and two recovered fumbles . . . on offense passed for 421 yards and four touchdowns and rushed for 678 yards and nine touchdowns . . . 52 tackles as a junior, with two tackles for loss, two pass break-ups, and one caused and recovered fumble . . . on offense had 1,301 passing yards and 12 touchdowns and 467 rushing yards and five touchdowns . . . collected 63 tackles as a sophomore, with six interceptions, five tackles for loss, two caused fumbles, two pass break-ups, and two defensive touchdowns . . . team captain as a junior and senior . . . also lettered in track.

Personal - - Born 10/14/2000 . . . open major . . . mother is Ruby Gonzalez . . . high school coach was Tony Sheehan.



69 - - Tyler Endres (AUN-drez)
Offensive Line
6-6, 307, Freshman
Norwalk, Iowa (Norwalk HS)

High school honors - - Named to All-Iowa Elite all-state team by Des Moines Register as a senior . . . earned Warrior Award as team Most Valuable Player as a senior . . . honorable mention all-state as a junior . . . first-team all-district selection for three straight years . . . **Career** - - Four-year football letterman as offensive and defensive lineman . . . helped team earn district title as a senior . . . prep team advanced to state playoffs as a sophomore and senior, with a four-year record of 32-11 . . . prep team reached state championship game as a freshman . . . team captain and squad leader as a senior . . . also lettered in basketball and track.


Personal - - Born 8/28/2000 . . . pre-business major . . . parents are Julie and Matt Endres . . . relative of former Iowa basketball player Chris Street . . . high school coach was Paul Patterson.



60 - - Noah Fenske
Offensive Line
6-4, 300, Freshman
New Hampton, Iowa (New Hampton HS)

High school honors - - Earned first-team all-state honors as a senior by the Iowa Newspaper Association and Des Moines Register . . . named district offensive line MVP as a senior . . . third-team all-state by INA as a junior . . . first-team all-district for three straight years . . . **Career** - - Played both offensive and defense line as a prep . . . helped prep team reach state playoffs for three straight seasons, including championship game as a junior . . . 36 tackles as a senior, with 9.5 tackles for loss and three sacks . . . 40 total tackles as a junior, with 6.5 sacks and five tackles for loss . . . 32 tackles as a sophomore, with 5.5 sacks and six tackles for loss . . . team captain as a senior . . . also lettered in wrestling, basketball, and track . . . as a junior placed third in the state in shot put and seventh in discus . . . holds school record in the discus (184-4) . . . won Drake Relays shot put title as a senior.


Personal - - Born 5/5/2000 . . . history major . . . parents are Robin Harnack and Bob Fenske . . . high school coach was Scott Frerichs.



15 - - Tyler Goodson
Running Back
5-10, 190, Freshman
Suwanee, Ga. (North Gwinnett HS)

High school honors - - Named Georgia Player of the Year as a senior . . . earned all-county, all-region, and all-state honors as a senior . . . **Career** - - Holds top two single game rushing marks in school history with 295 yards (three touchdowns) and 245 yards (two touchdowns) . . . as a senior rushed 159 times for 1,180 yards and 25 touchdowns . . . 178 rushing attempts for 1,437 yards and 25 touchdowns as a junior . . . surpassed 1,200 rushing yards as a freshman . . . helped team to 7A state title as a junior, with 898 rushing yards in four playoff games . . . team captain as a junior and senior . . . also lettered in baseball, basketball, and track.

Personal - - Born 11/10/2000 . . . pre-physical therapy major . . . parents are Felicia and Maurice Goodson . . . one of two players from Suwanee on Iowa roster . . . attended same high school as LB Jayden McDonald . . . high school coach was Bill Stewart.



27 - - Jermari Harris (jir-MAR-ee)
Defensive Back
6-1, 177, Freshman
Chicago, Illinois (Montini Catholic HS)

High school honors - - Earned second-team all-state honors as a senior . . . first-team all-area and all-conference as a senior . . . **Career** - - Helped prep team advance to state playoffs four straight years . . . recorded 72 tackles, eight interceptions, and five pass break-ups as a senior . . . also lettered in basketball and track . . . member of prep basketball team that won state title his sophomore season.

Personal - - Born 9/19/2000 . . . pre-business major . . . earned academic all-conference recognition as a senior . . . mother is Johnada Jenkins . . . one of two players from Chicago on Iowa roster . . . high school coach was Mike Bukovsky.



81 - - Desmond Hutson
Wide Receiver
6-3, 200, Freshman
Raytown, Mo. (Raytown HS)

High school honors - - Earned second-team all-district honors as a senior . . . first-team all-conference as a junior and senior . . . honorable mention all-conference as a sophomore . . . **Career** - - Three-year letterman as wide receiver . . . helped prep team reach state playoffs three years . . . holds school record for career receiving yards . . . 47 receptions for 729 yards and eight touchdowns as a senior . . . 49 receptions for 793 yards and 14 touchdowns as a junior . . . 23 receptions for 418 yards and four touchdowns as a sophomore . . . team captain as a senior . . . three-year letterman in basketball.

Personal - - Born 9/1/2000 . . . open major . . . parents are Carthesa and Christopher Hutson, Sr. . . high school coach was Logan Minnick.



55 - - Yahweh Jeudy (YAH-way JUDY)
Linebacker
6-0, 201, Freshman
Pompano Beach, Fla. (Cardinal Gibbons HS)

High school honors - - Earned first-team all-state honors as a senior . . . named first-team all-county as a senior and Most Influential Player . . . **Career** - - Played both defensive end and linebacker . . . helped prep team post 33-6 record over three years, winning regional championships as a sophomore and state championship as a senior . . . led team and district as a senior with 122 tackles . . . 122 tackles as a senior, with four sacks, five tackles for loss, and one interception . . . 65 tackles as a junior, with two forced fumbles . . . team captain as a junior and senior . . . also lettered in wrestling and eight-man rugby . . . won state title in rugby as a senior . . . state runner-up as a junior, being named Forward of the Year and MVP.


Personal - - Born 9/26/2000 . . . psychology major . . . member of B-Honor Roll as a senior . . . recipient of \$1,000 Great Character Scholarship as a junior . . . mother is Magalie Joinvil . . . high school coach was Matt Dubuc.



93 - - Jake Karchinski (kar-CHIN-ski)
Defensive Line
6-4, 253, Freshman
De Pere, Wis. (West HS)

High school honors - - Named Defensive Player of the Year and Defensive Lineman of the Year as a senior . . . first-team all-state as a senior . . . finalist for Tim Krumrie Award as a senior . . . unanimous first-team all-conference and all-region honors as a sophomore and junior . . . **Career** - - Competed as defensive end, linebacker, and, tight end as a prep . . . helped prep team post three-year record of 33-5 . . . prep team reached third round of state playoffs as a sophomore and junior . . . prep team posted 13-1 record and played in state championship game as a senior . . . recorded 55 tackles as a senior, including 18 tackles for loss, eight sacks, two forced fumbles, and one blocked punt . . . recorded 61 tackles as a junior, including 10 tackles for loss, three sacks, one interception, one forced fumble, and one blocked punt . . . as a sophomore recorded 66 tackles, with 18 tackles for loss, 10 sacks, two forced fumbles, and one blocked punt . . . team captain as a senior . . . also lettered in basketball and track, serving as basketball team captain . . . two-time first-team all-conference selection in basketball.

Personal - - Born 7/25/2000 . . . pre-business major . . . parents are Christy and Eric Karchinski . . . high school coach was Jack Batten.



84 - - Sam LaPorta
Tight End
6-4, 242, Freshman
Highland, Ill. (Highland HS)

High school honors - - Earned first-team all-state honors on offense as a junior and senior ... all-area defensive back as a junior and senior ... first-team all-conference on defense as a sophomore and also all-area on offense ... honorable mention all-conference as a receiver as a freshman ... **Career** - - Four-year football letterman as wide receiver and defensive back ... helped prep team post four-year record of 40-6, including just two losses in final two seasons combined ... prep team reached state semifinals as a junior ... ranks second in Illinois high school history in receiving touchdowns (50) and third in receiving yards (3,793) ... recorded 68 receptions for 1,457 yards and 19 touchdowns as a senior, along with 53 tackles and seven interceptions on defense ... as a junior recorded 67 receptions for 1,387 yards and 20 touchdowns, while also collecting seven interceptions ... three-year team captain ... also earned four letters in basketball and two in track.

Personal - - Born 1/12/2001 ... business major ... member of National Honor Society ... earned Academic All-State recognition three years ... parents are Staci and Joseph LaPorta ... high school coach was Jimmy Warnecke.



85 - - Logan Lee
Defensive End/Tight End
6-5, 251, Freshman
Orion, Ill. (Orion HS)

High school honors - - Earned unanimous all-conference honors on both offense and defense for three straight seasons ... first-team all-state on both offense and defense as a junior ... named to Quad City Times All-Western Illinois first team defense as a junior and senior ... captain of All-Western Illinois team as a junior ... **Career** - - Four-year football letterman as tight end and defensive end ... holds school record for career sacks (35) ... prep team reached state quarterfinals as junior and senior, and first round of playoffs as a sophomore ... helped prep team post 20-4 record over final two seasons and 36-10 mark over four years ... recorded 26 receptions for 432 yards and 10 touchdowns as a senior, with 46 tackles, 14.5 tackles for loss, and 14 sacks on defense ... as a junior recorded 28 receptions for 505 yards and eight touchdowns, with 74 tackles, 28 tackles for loss, and 13 sacks on defense ... sophomore totals included 11 receptions for 120 yards and three touchdowns, with 28 tackles, 10 tackles for loss and eight sacks on defense ... collected 12 tackles, including three tackles for loss, as a freshman ... team captain as a senior ... also lettered in track and wrestling ... earned wrestling state title at 220-pounds as a sophomore ... earned wrestling state title at 285-pounds as a senior, becoming just third two-time state champion in school history.

Personal - - Born 6/12/2000 ... business major ... earned high Honor Roll status as a prep ... parents are Susan and Mitch Lee ... high school coach was Chip Filler.



90 - - Taajhir McCall (TAA-jzheer)
Defensive Line
6-3, 231, Freshman
Pensacola, Fla. (Pine Forest HS)

High school - - Named first-team all-area and area Defensive Player of the Year as a senior ... **Career** - - Two-year football letterman as defensive end and tight end ... helped prep team reach state playoffs as a junior and senior ... recorded 88 tackles as a senior, with 11 sacks, four tackles for loss, four pass break-ups, two forced fumbles, one recovered fumble, one touchdown, and eight QB pressures ... team captain as a senior ... also four-year basketball letterman.


Personal - - Born 12/26/2000 in Philadelphia, Pa. ... engineering interest ... named Scholar Athlete as a prep ... mother is Nicole McCall ... high school coach was Jason McDonald.



80 - - Josiah Miamen (me-AUH-mun)
Tight End
6-4, 235, Freshman
Peoria, Ill. (Dunlap HS)

High school honors - - Earned first-team all-conference and all-area honors as a junior and senior ... **Career** - - Three-year football letterman as tight end, wide receiver, and defensive end ... helped prep team post 20-4 record as a junior and senior, reaching state title game as a junior ... recorded 25 receptions for 500 yards and six touchdowns as a senior ... 22 receptions for 634 yards and 11 touchdowns as a junior ... also lettered in basketball.

Personal - - Born 6/13/2001 ... pre-law major ... earned academic all-state recognition with a 4.0 prep GPA ... named Student of the Year as a freshman and junior ... parents are Melinda Doty and Enoch Miamen ... high school coach was Brett Cazalet.



98 - - Chris Reames
Defensive Line
6-7, 230, Freshman
Van Meter, Iowa (Van Meter HS)

High school honors - - Named district defensive Most Valuable Player as a senior ... earned first-team all-state honors on defense as a junior and senior ... named first-team all-district on defense as a junior and senior ... **Career** - - Four-year football letterman at defensive end and tight end ... holds school record for sacks in a season (10 as a junior) ... helped prep team post four-year record of 46-4, including state championship as a junior ... team reached state semifinals as freshman, sophomore, and senior ... recorded 42 tackles, 11 tackles for loss, and two sacks as a senior, with two receptions for 33 yards and two touchdowns ... 57 tackles as a junior, including 21 tackles for loss and 10 sacks, to go with one pass reception for nine yards ... collected 9.5 tackles as a sophomore, including three tackles for loss and two sacks ... team captain as a senior ... also lettered in baseball and track.

Personal - - Born 3/16/01 ... pre-business major ... four-time member of Academic All-District team ... parents are Janine and Kelly Reames ... high school coach was Eric Trudo.

Game-By-Game Results

Date	Opponent	W/L	Score	Record	Big Ten Record	Time	Attendance
Sept. 1	Northern Illinois	W	33-7	1-0	0-0	3:11	67,510
Sept. 8	Iowa State	W	13-3	2-0	0-0	3:12	69,250
Sept. 15	Northern Iowa	W	38-14	3-0	0-0	3:06	69,250
Sept. 22	#18/16 Wisconsin *	L	17-28	3-1	0-1	3:15	69,250
Oct. 6	at Minnesota *	W	48-31	4-1	1-1	3:30	48,199
Oct. 13	at Indiana *	W	42-16	5-1	2-1	3:16	40,512
Oct. 20	Maryland *	W	23-0	6-1	3-1	2:49	69,250
Oct. 27	at #17/16 Penn State	L	24-30	6-2	3-2	3:42	105,244
Nov. 3	at Purdue *	L	36-38	6-3	3-3	3:20	60,716
Nov. 10	Northwestern *	L	10-14	6-4	3-4	3:16	66,493
Nov. 17	at Illinois *	W	63-0	7-4	4-4	3:25	33,313
Nov. 23	Nebraska *	W	31-28	8-4	5-4	3:13	65,299
Jan. 1	vs. #18 Mississippi State !	W	27-22	9-4	5-4	3:25	40,518

+ - Iowa Corn Cy-Hawk Series, * - Big Ten Conference game, ! - Outback Bowl in Tampa, Florida

Overall Record: 9-4	Overall Attendance/Average: 804,804/61,908	Score by Quarters 1st 2nd 3rd 4th OT Total
Big Ten Record: 5-4	Home Attendance/Average: 476,302/68,043	Iowa 71 135 119 80 0 405
Home Record: 5-2	Away Attendance/Average: 287,984/57,597	Opponents 47 47 64 73 0 231
Away Record: 3-2	Neutral Attendance/Average: 40,518/40,518	
Neutral Record: 1-0		

SCORING	TD	FGs	Kick	Rush	PATs Rcv	Pass	DXP	Saf	Pts
Recinos	-	17-22	47-47	-	-	-	-	-	98
Sargent	10	-	-	-	-	-	-	-	60
Fant	7	-	-	-	-	-	-	-	42
Hockenson	7	-	-	-	-	-	-	-	42
Young	6	-	-	-	-	-	-	-	36
Easley	5	-	-	-	-	-	-	-	30
Smith-Marsette	3	-	-	-	-	-	-	-	18
Smith	2	-	-	-	-	-	-	-	12
Kelly-Martin	2	-	-	-	-	-	-	-	12
Epenesa	1	-	-	-	-	-	-	-	6
Brincks	1	-	-	-	-	-	-	-	6
Groeneweg	1	-	-	-	-	-	-	-	6
Kelly	1	-	-	-	-	-	-	-	6
Mansell	1	-	-	-	-	-	-	-	6
Stone	1	-	-	-	-	-	-	-	6
Nelson, A.	1	-	-	-	-	-	-	-	6
Stanley	1	-	-	-	-	0-2	-	-	6
Hooker	-	-	-	-	-	-	-	1	2
Shudak	-	-	1-1	-	-	-	-	-	1
Team	-	-	-	-	-	-	-	2	4
Total	50	17-22	48-48	-	-	0-2	-	3	405
Opponents	28	12-16	25-25	-	1	1-3	-	-	231

PUNTING	No.	Yds	Avg	Long	TB	FC	120	50+	Blk
Rastetter	53	2063	38.9	69	2	9	19	4	1
Stanley	2	61	30.5	36	0	0	2	0	0
Team	1	0	0.0	0	0	0	0	0	0
Total	56	2124	37.9	69	2	9	21	4	1
Opponents	73	2959	40.5	70	2	22	20	14	2

FIELD GOALS	FG-Att	Pct	01-19	20-29	30-39	40-49	50+	Lg	Blk
Recinos	17-22	77.3	0-0	5-5	4-8	8-8	0-1	49	1
Total	17-22	77.3	0-0	5-5	4-8	8-8	0-1	49	1
Opponents	12-16	80.0	0-0	5-5	0-2	7-9	0	49	0

FG SEQUENCE	IOWA	OPPONENTS
Northern Illinois	(33)	33,49
Iowa State	38,(31),(48),50	(23)
Northern Iowa	30,(42)	45
Wisconsin	(24)	-
Minnesota	(40),(20)	(49)
Indiana	-	(29)
Maryland	(23),(25),(36)	-
Penn State	(27),(49)	(45),(49),(44)
Purdue	(34)	(25)
Northwestern	(46),38	38
Illinois	-	-
Nebraska	37,(41)	(27),(46)
Mississippi State	(44),(40)	(44),(42),(20)

Numbers in parenthesis indicate FG was made

TEAM STATISTICS (All Games)

	Iowa	Opp.
SCORING	405	231
Points Per Game	31.2	17.8
Touchdowns	50	28
Field Goals-Attempts	17-22	12-16
PATs-Attempts	48-50	26-28

FIRST DOWNS	261	214
Rushing	99	101
Passing	138	98
Penalty	24	15

RUSHING		
Rushing Attempts	488	435
Yards gained rushing	2122	1802
Yards lost rushing	193	378
Net yards Rushing	1929	1424
Average Per Rush	4.0	3.3
Average Per Game	148.4	109.5
TDs Rushing	19	9

PASSING		
Comp-Att-Int	242-408-11	230-402-20
Passing Yards	2946	2393
Average Per Game	226.6	184.1
Average Per Pass	7.2	6.0
Average Per Catch	12.2	10.4
TDs Passing	27	19

TOTAL OFFENSE		
Total Plays-Yards	896-4875	837-3817
Average Per Play	5.4	4.6
Average Per Game	375.0	293.6

PUNTING		
Number-Yards	56-2124	73-2959
Average Per Punt	37.9	40.5
Net Punt Average	35.5	35.9

MISCELLANEOUS		
Kickoff Returns: #-Yards	30-820	25-411
Kickoff Return Average	27.3	16.4
Punt Returns: #-Yards	28-296	21-94
Punt Returns Average	10.6	4.5
Int. Returns: #-Yards	20-227	11-182
Int. Return Average	11.4	16.5
Fumbles-Lost	12-7	13-7
Penalties-Yards	61-539	78-728
Average Per Game	41.5	56.0
Time of Possession/Game	32:32	27:28
3rd-Down Conversions (%)	83/191 (43%)	62/181 (34%)
4th-Down Conversions (%)	17/25 (68%)	11/25 (44%)
Sacks By-Yards	35-236	16-100
Misc. Yards	0	0

TEAM STATISTICS (Big Ten Games Only)

	Iowa	Opp.
SCORING	294	185
Points Per Game	32.7	20.6
Touchdowns	37	23
Field Goals-Attempts	11-13	8-9
PATs-Attempts	35-37	22-23

FIRST DOWNS	191	159
Rushing	72	76
Passing	103	72
Penalty	16	11

RUSHING		
Rushing Attempts	334	311
Yards gained rushing	1537	1363
Yards lost rushing	114	255
Net yards Rushing	1423	1108
Average Per Rush	4.3	3.6
Average Per Game	158.1	123.1
TDs Rushing	12	8

PASSING		
Att-Comp-Int	167-293-7	161-275-16
Passing Yards	2085	1740
Average Per Game	231.7	193.3
Average Per Pass	7.1	6.3
Average Per Catch	12.5	10.8
TDs Passing	21	15

TOTAL OFFENSE		
Total Plays-Yards	627-3508	586-2848
Average Per Play	5.6	4.9
Average Per Game	389.8	316.4

PUNTING		
Number-Yards	37-1404	49-1925
Average Per Punt	37.9	39.3
Net Punt Average	35.0	34.2

MISCELLANEOUS		
Kickoff Returns: #-Yards	24-643	19-305
Kickoff Return Average	26.8	16.1
Punt Returns: #-Yards	19-251	16-70
Punt Return Average	13.2	4.4
Int. Returns: #-Yards	16-169	7-114
Int. Return Average	10.6	16.3
Fumbles-Lost	9-6	7-3
Penalties-Yards	37-330	53-473
Average Per Game	36.7	52.6
Time of Possession/Game	32:38	27:22
3rd-Down Conversions (%)	61/132 (46%)	44/124 (35%)
4th-Down Conversions (%)	12/18 (67%)	10/20 (50%)
Sacks By-Yards	22-142	9-51
Misc. Yards	0	0

RUSHING	G	Att	Gain	Loss	Net	Avg	TD	Long	Avg/G
Sargent	13	159	786	41	745	4.7	9	32	57.3
Young, T.	13	136	649	12	637	4.7	5	40	49.0
Kelly-Martin	9	97	362	21	341	3.5	2	19	37.9
Smith-Marsette	12	9	71	0	71	7.9	0	20	5.9
Geil	2	15	40	3	37	2.5	0	7	18.5
Mansell	5	8	38	7	31	3.9	1	13	6.2
Ross	6	6	20	0	20	3.3	0	5	3.3
Wirfs	12	1	15	0	15	15.0	0	15	1.2
Groeneweg	13	2	14	0	14	7.0	0	11	1.1
Kelly	13	6	9	0	9	1.5	0	4	0.7
Cooper	7	1	9	0	9	9.0	0	9	1.3
Easley	13	2	9	2	7	3.5	0	9	0.5
Stanley	13	36	93	89	4	0.1	1	13	0.3
Hockenson	13	1	4	0	4	4.0	1	4	0.3
Fant	12	2	3	2	1	0.5	0	3	0.1
Tracy	4	1	0	1	-1	-1.0	0	0	-0.2
Team	13	6	0	15	-15	-2.5	0	0	-2.5
Total	13	488	2122	193	1929	4.0	19	40	148.4
Opponents	13	435	1802	378	1424	3.3	9	51	109.5

PASSING	G	Effic.	Cmp-Att-Int	Pct.	Yds.	TD	Lng	Avg/G
Stanley	13	136.46	235-396-10	59.3	2852	26	75	219.4
Mansell	5	124.65	5-8-1	62.5	83	0	30	16.6
Rastetter	13	311.20	2-2-0	100.0	11	1	10	0.8
Petras	2	0.00	0-1-0	0.0	0	0	0	0.0
Team	13	0.00	0-1-0	0.0	0	0	0	0.0
Total	13	136.41	242-408-11	59.3	2946	27	75	226.6
Opponents	13	112.86	230-402-20	57.2	2393	19	82	184.1

ALL PURPOSE	G	Rush	Rec	PR	KOR	IR	Tot	Avg/G
Smith-Marsette	12	71	361	0	707	0	1139	94.9
Sargent, Mekhi	13	745	156	0	0	0	901	69.3
Hockenson	13	4	760	0	0	0	764	58.8
Young, T.	13	637	27	0	0	0	664	51.1
Fant	12	1	519	0	0	0	520	43.3
Easley	13	7	494	0	0	0	501	38.5
Kelly-Martin	9	341	78	0	0	0	419	46.6
Smith	12	0	361	0	0	0	361	30.1
Groeneweg	13	14	47	238	54	0	353	27.2
Hooker	13	0	0	9	0	60	69	5.3
Young, D.	13	0	0	0	64	0	64	4.9
Wieting	12	0	51	0	0	0	51	4.2
Gervase	13	0	0	0	0	50	50	3.8
Ross	6	20	28	0	0	0	48	8.0
Dafney	10	0	19	26	0	0	45	4.5
Ojemudia	13	0	0	0	0	38	38	2.9
Geil	2	37	0	0	0	0	37	18.5
Moss	13	0	0	0	0	36	36	2.8
Mansell	5	31	0	0	0	0	31	6.2
Cooper	7	9	15	0	0	0	24	3.4
Stone	13	0	0	0	0	24	24	1.8
Tracy	4	-1	22	0	0	0	21	5.2
Epenesa	13	0	0	16	0	0	16	1.2
Welch	12	0	0	0	0	15	15	1.2
Wirfs	12	15	0	0	0	0	15	1.2
Kelly	13	9	4	0	0	0	13	1.0
Brincks	13	0	10	0	0	0	10	0.8
Niemann	11	0	0	7	0	0	7	0.6
Ragaini	3	0	7	0	0	0	7	2.3
Golston	13	0	0	0	0	4	4	0.3
Ludwig	6	0	0	0	-5	0	-5	-0.8
Stanley	13	4	-13	0	0	0	-9	-0.7
Team	13	-15	0	0	0	0	-15	-2.5
Total	13	1929	2946	296	820	227	6218	478.3
Opponents	13	1424	2393	94	411	182	4504	346.5

TOTAL OFFENSE	G	Plays	Rush	Pass	Total	Avg/G
Stanley	13	432	4	2852	2856	219.7
Sargent	13	159	745	0	745	57.3
Young, T.	13	136	637	0	637	49.0
Kelly-Martin	9	97	341	0	341	37.9
Mansell	5	16	31	83	114	22.8
Smith-Marsette	12	9	71	0	71	5.9
Geil	2	15	37	0	37	18.5
Ross	6	6	20	0	20	3.3
Wirfs	12	1	15	0	15	1.2
Groeneweg	13	2	14	0	14	1.1
Rastetter	13	2	0	11	11	0.8
Kelly	13	6	9	0	9	0.7
Cooper	7	1	9	0	9	1.3
Easley	13	2	7	0	7	0.5
Hockenson	13	1	4	0	4	0.3
Fant	12	2	1	0	1	0.1
Tracy	4	1	-1	0	-1	-0.2
Team	13	7	-15	0	-15	-2.5
Total	13	896	1929	2946	4875	375.0
Opponents	13	837	1424	2393	3817	293.6

RECEIVING	G	No.	Yds	Avg	TD	Long	Avg/G
Easley	13	52	494	9.5	5	75	38.0
Hockenson	13	49	760	15.5	6	54	58.5
Fant	12	39	519	13.3	7	65	43.2
Smith	12	28	361	12.9	2	30	30.1
Smith-Marsette	12	23	361	15.7	3	60	30.1
Sargent	13	17	156	9.2	1	48	12.0
Kelly-Martin	9	9	78	8.7	0	25	8.7
Young, T.	13	7	27	3.9	1	11	2.1
Groeneweg	13	4	47	11.8	0	18	3.6
Ross	6	4	28	7.0	0	11	4.7
Cooper	7	3	15	5.0	0	7	2.1
Wieting	12	2	51	25.5	0	30	4.2
Tracy	4	1	22	22.0	0	22	5.5
Dafney	10	1	19	19.0	0	19	1.9
Brincks	13	1	10	10.0	1	10	0.8
Ragaini	3	1	7	7.0	0	7	2.3
Kelly	13	1	4	4.0	1	4	0.3
Stanley	13	0	-13	0.0	0	0	-1.0
Total	13	242	2946	12.2	27	75	226.6
Opponents	13	230	2393	10.4	19	82	184.1

PUNT RETURNS	No.	Yds	Avg	TD	Long
Groeneweg	24	238	9.9	1	61
Beyer	1	0	0.0	0	0
Hooker	1	9	9.0	0	9
Dafney	1	26	26.0	0	0
Epenesa	1	16	16.0	0	0
Niemann	0	7	0.0	0	7
Total	28	296	10.6	1	61
Opponents	21	94	4.5	0	24

KICK RETURNS	No.	Yds	Avg	TD	Long
Smith-Marsette	24	707	29.5	0	60
Young, D.	3	64	21.3	0	24
Groeneweg	2	54	27.0	0	35
Ludwig	1	-5	-5.0	0	0
Total	30	820	27.3	0	60
Opponents	25	411	16.4	0	67

INTERCEPTIONS	No.	Yds	Avg	TD	Long
Hooker	4	60	15.0	0	39
Stone	4	24	6.0	1	24
Gervase	4	50	12.5	0	28
Ojemudia	3	38	12.7	0	29
Moss	2	36	18.0	0	36
Golston	1	4	4.0	0	4
Brents	1	0	0.0	0	0
Welch	1	15	15.0	0	15
Total	20	227	11.4	1	39
Opponents	11	182	16.5	0	46

DEFENSIVE STATISTICS

(Tackles) Sacks (Pass Def) (Fumbles) Blkd														
Player	GP	UT	AT	Total	For Loss	No-Yards	Int-Yds	BrUp	QBH	Rcv-Yds	FF	Kick	Saf	
Gervase	13	49	40	89	1.0-2		4-50	6			1			
Hooker	13	36	29	65	3.5-11	1.0-6	4-60	7					1	
Hockaday	11	24	38	62	5.0-11			2		1-0				
Hesse	13	29	29	58	9.5-48	4.0-27		1	3					
Colbert	13	25	27	52	1.0-1			1						
Welch	12	26	23	49	1.5-21	1.5-21	1-15	1		1-0	1			
Hankins	8	29	19	48				3						
Nelson, A.	13	23	22	45	13.5-67	9.5-63		1	6	1-0				
Niemann	11	18	25	43	2.5-17	1.0-9			1					
Ojemudia	13	23	16	39	0.5-2		3-38	6						
Stone	13	29	10	39	1.0-2		4-24	3			1			
Epenesa	13	21	16	37	16.5-81	10.5-66		4	8	1-19	4	1		
Golston	13	19	16	35	9.0-32	3.5-19	1-4	1	3	3-7				
Nelson, M.	13	15	16	31	2.0-9	1.0-9		6	2					
Moss	13	20	4	24			2-36	3						
Jones	13	15	7	22	2.0-8	1.0-7								
Lattimore	12	9	12	21	1.0-5	1.0-5								
Brincks	13	6	11	17	0.5-1				1					
Brents	11	8	5	13			1-0	3						
Reiff	12	5	7	12	1.0-4	1.0-4								
Milani	13	7	4	11				1						
Turner	12	4	1	5										
Wade	12	1	2	3										
Dafney	10	2	1	3									1	
Koerner	12	1	1	2										
Doyle	4		2	2										
Jansen	13		2	2										
Subbert, J.	12	2		2										
Stanley	13	2		2										
Groeneweg	13	2		2										
Smith-Marsette	12	1		1										
Ross	6	1		1										
Sargent	13	1		1										
Mansell	5	1		1										
Cooper	7	1		1										
Young, D.	13		1	1										
Beyer	7	1		1										
Wirfs	12	1		1										
Merriweather	9	1		1										
Hockenson	13	1		1										
Team	13													2
Total	13	459	386	845	71-322	35-236	20-227	48	24	7-26	7	2	3	
Opponents	13	543	350	893	59-197	16-100	11-182	33	21	7-5	9	2		

INDIVIDUAL

Points	12	9X, last Nick Easley vs. Mississippi State, 1/1/19
Rushing Attempts	26	Mekhi Sargent vs. Nebraska, 11/23/18
Yards Rushing	173 (26 att.)	Mekhi Sargent vs. Nebraska, 11/23/18
Pass Attempts	49 (18 comp.)	Nate Stanley at Penn State, 10/27/18
Pass Completions	27 (41 att.)	Nate Stanley vs. Northwestern, 11/10/18
Yards Passing	320 (21-33)	Nate Stanley at Indiana, 10/13/18
Receptions	10	Nick Easley vs. Northern Iowa, 9/15/18
Yards Receiving	125	T.J. Hockenson vs. Wisconsin, 9/22/18
Yards Total Offense	315	Nate Stanley at Indiana, 10/13/18
All-Purpose Yards	198	Ihmir Smith-Marsette vs. Northwestern, 11/10/18
Yards Punt Returns	105	Kyle Groeneweg at Illinois, 11/17/18
Yards Kickoff Returns	150	Ihmir Smith-Marsette vs. Mississippi State, 1/1/19
Field Goals Made	3	Miguel Recinos vs. Maryland, 10/20/18
Extra Points	8	Miguel Recinos at Illinois, 11/17/18
Interceptions	2	Riley Moss at Minnesota, 10/6/18
Tackles	11	2X, last Amani Hooker vs. Wisconsin, 9/22/18
Sacks	3.0	Anthony Nelson at Minnesota, 10/6/18
TFL's	3	Anthony Nelson at Minnesota, 10/6/18

TEAM OFFENSE (IOWA HIGHS)

Points	63	at Illinois, 11/17/18
Rushing Attempts	52	vs. Maryland, 10/20/18
Net Yards Rushing	266 (45 att.)	vs. Nebraska, 11/23/18
Pass Attempts	50	at Penn State, 10/27/18
Pass Completions	27 (41 att.)	vs. Northwestern, 11/10/18
Yards Passing	338	vs. Northern Iowa, 9/15/18
Yards Total Offense	545	vs. Northern Iowa, 9/15/18
Total Plays	88	at Penn State, 10/27/18
First Downs	27	vs. Northern Iowa, 9/15/18

TEAM DEFENSE (OPPONENTS LOWS)

Points	0	2X, last at Illinois, 11/17/18
Rushing Attempts	21	vs. Northern Iowa, 9/15/18
Net Yards Rushing	6 (21 att.)	vs. Northern Iowa, 9/15/18
Pass Attempts	16 (6 comp.)	vs. Maryland, 10/20/18
Pass Completions	6 (16 att.)	vs. Maryland, 10/20/18
Yards Passing	47	vs. Maryland, 10/20/18
Yards Total Offense	115	vs. Maryland, 10/20/18
Total Plays	39	vs. Maryland, 10/20/18
First Downs	7	vs. Maryland, 10/20/18

LONGEST PLAYS

Run	40	Toren Young vs. Northern Illinois, 9/1/18
Reception	75	Nick Easley vs. Mississippi State, 1/1/19
Field Goal	49	Miguel Recinos at Penn State, 10/27/18
Interception Return	39	Amani Hooker at Illinois, 11/17/18
Fumble Return	19	A.J. Epenesa at Illinois, 11/17/18
Punt Return	61	Kyle Groeneweg at Illinois, 11/17/18
Kickoff Return	60	Ihmir Smith-Marsette at Indiana, 10/13/18
Scoring drive	92 (10 plays, 4:39)	vs. Northern Iowa, 9/15/18
Non-scoring drive	80 (11 plays, 5:48)	vs. Wisconsin, 9/22/18

OFFENSE

Opponent	WR	TE/WR	LT	LG	C	RG	RT	QB	RB	FB/TE	TE
Northern Illinois	Smith	Smith-Marsette	Ferguson	Reynolds	Render	Banwart	Levi Paulsen	Stanley	Kelly-Martin	Ross	Hockenson
Iowa State	Smith	Fant	Jackson	Reynolds	Render	Banwart	Wirfs	Stanley	Young	Wieting	Hockenson
UNI	Smith	Easley	Jackson	Reynolds	Render	Ferguson	Wirfs	Stanley	Young	Fant	Hockenson
Wisconsin	Smith	Easley	Jackson	Reynolds	Render	Ferguson	Wirfs	Stanley	Kelly-Martin	Fant	Hockenson
at Minnesota	Smith	Easley	Jackson	Reynolds	Render	Ferguson	Wirfs	Stanley	Kelly-Martin	Fant	Hockenson
at Indiana	Smith	Easley	Jackson	Reynolds	Render	Ferguson	Wirfs	Stanley	Young	Wieting	Hockenson
Maryland	Smith	Easley	Jackson	Reynolds	Render	Ferguson	Wirfs	Stanley	Kelly-Martin	Fant	Hockenson
at Penn State	Smith	Easley	Jackson	Reynolds	Render	Ferguson	Wirfs	Stanley	Kelly-Martin	Kelly	Hockenson
at Purdue	Smith	Easley	Jackson	Reynolds	Render	Banwart	Wirfs	Stanley	Kelly-Martin	Fant	Hockenson
Northwestern	Smith-Marsette	Easley	Jackson	Reynolds	Render	Banwart	Wirfs	Stanley	Sargent	Kelly	Hockenson
at Illinois	Smith	Easley	Jackson	Reynolds	Render	Banwart	Wirfs	Stanley	Sargent	Fant	Hockenson
Nebraska	Smith	Easley	Jackson	Reynolds	Render	Banwart	Wirfs	Stanley	Sargent	Fant	Hockenson
Mississippi St.	Smith	Smith-Marsette	Jackson	Reynolds	Render	Banwart	Wirfs	Stanley	Sargent	Kelly	Hockenson
Consec. Starts	3	1	12	13	26	5	12	26	4	1	24
Career Starts	12	6	24	14	33	7	20	26	4	3	25

DEFENSE

Opponent	RE	DT	DT	LE	OLB	MLB	WLB	CB	CB	SS	FS
Northern Illinois	A. Nelson	Brincks	M. Nelson	Hesse	Niemann	Jones	Welch	Hankins	Ojemudia	Hooker	Gervase
Iowa State	A. Nelson	Brincks	M. Nelson	Hesse	Niemann	Hockaday	Colbert	Hankins	Ojemudia	Hooker	Gervase
UNI	A. Nelson	Brincks	M. Nelson	Hesse	Niemann	Hockaday	Welch	Hankins	Ojemudia	Hooker	Gervase
Wisconsin	A. Nelson	Brincks	M. Nelson	Hesse	Niemann	Hockaday	Welch	Hankins	Ojemudia	Hooker	Gervase
at Minnesota	A. Nelson	Brincks	M. Nelson	Hesse	Hooker	Hockaday	Colbert	Moss	Brents	Stone	Gervase
at Indiana	A. Nelson	Brincks	M. Nelson	Hesse	Hooker	Welch	Colbert	Moss	Brents	Stone	Gervase
Maryland	A. Nelson	Brincks	M. Nelson	Hesse	Hooker	Welch	Colbert	Moss	Brents	Stone	Gervase
at Penn State	A. Nelson	Brincks	M. Nelson	Hesse	Hooker	Welch	Colbert	Moss	Brents	Stone	Gervase
at Purdue	A. Nelson	Brincks	M. Nelson	Hesse	Hooker	Hockaday	Colbert	Moss	Brents	Stone	Gervase
Northwestern	A. Nelson	Brincks	M. Nelson	Hesse	Hooker	Hockaday	Colbert	Hankins	Ojemudia	Stone	Gervase
at Illinois	A. Nelson	Brincks	M. Nelson	Hesse	Hooker	Hockaday	Colbert	Hankins	Ojemudia	Stone	Gervase
Nebraska	A. Nelson	Brincks	M. Nelson	Hesse	Niemann	Hockaday	Colbert	Hankins	Moss	Hooker	Gervase
Mississippi St.	A. Nelson	Brincks	M. Nelson	Hesse	Hooker	Hockaday	Colbert	Hankins	Ojemudia	Stone	Gervase
Consec. Starts	26	13	20	37	14	5	9	4	1	1	20
Career Starts	27	13	33	47	19	9	10	10	10	8	23

OFFENSE CAREER STARTS
DEFENSE CAREER STARTS

Quarterback	Nate Stanley (26)
Wide Receiver	Nick Easley (21) Brandon Smith (12) Ihmir Smith-Marsette (6)
Running Back	Ivory Kelly-Martin (6) Mekhi Sargent (4) Toren Young (4)
Fullback	Austin Kelly (3) Brady Ross (1)

Tight End	Noah Fant (15) T.J. Hockenson (25) Nate Wieting (7)
Offensive Line	Cole Banwart (7) Dalton Ferguson (7) Alaric Jackson (24) Levi Paulsen (3) Keegan Render (33) Ross Reynolds (14) Tristian Wirfs (20)

Defensive End	Parker Hesse (47) Anthony Nelson (27)
Defensive Line	Sam Brincks (13) Cedrick Lattimore (6) Matt Nelson (33)
Linebacker	Djimon Colbert (10) Jack Hockaday (9) Amani Hooker (8) Amani Jones (1) Nick Niemann (5) Kristian Welch (6)
Defensive Back	Julius Brents (5) Jake Gervase (23) Matt Hankins (10) Amani Hooker (11) Riley Moss (6) Michael Ojemudia (10) Geno Stone (8)

2018 GAME-BY-GAME TEAM STATISTICS

Game	Score	First Downs	Rushing Att-Net	Pass. Yards	Passing Com. -Att. -Int	Total Offense	Punts-Avg.	Fum. - Lost	Pen. Yds.
Northern Illinois at Iowa	7 33	15 18	36-101 48-209	110 143	15-26-1 13-25-1	211 352	6-47.2 5-43.0	2-1 1-0	7-65 8-66
Iowa State at Iowa	3 13	11 14	25-19 36-105	169 166	19-31-0 16-28-0	188 271	8-36.6 6-38.8	1-1 0-0	7-65 6-55
Northern Iowa at Iowa	14 38	14 27	21-6 50-207	222 338	21-38-1 25-31-2	228 545	5-41.2 2-35.0	2-1 1-0	3-35 10-88
Wisconsin at Iowa	28 17	19 19	44-210 31-148	205 256	17-22-0 14-23-1	415 404	7-37.1 3-38.0	0-0 2-2	8-68 1-5
Iowa at Minnesota	48 31	18 20	40-106 31-86	314 234	23-39-1 18-36-4	420 320	4-41.5 4-37.8	1-1 0-0	5-45 2-10
Iowa at Indiana	42 16	26 22	32-159 25-67	320 263	21-33-1 31-42-2	479 330	2-44.5 4-44.2	0-0 1-0	11-110 10-99
Maryland at Iowa	0 23	7 22	23-68 52-224	47 86	6-16-1 11-24-1	115 310	6-34.7 2-46.65	2-1 0-0	6-46 0-0
Iowa at Penn State	24 30	23 16	38-135 35-118	215 194	19-50-2 13-29-1	350 312	7-37.0 6-34.8	3-0 1-1	6-25 6-47
Iowa at Purdue	36 38	22 21	37-118 31-101	275 333	21-32-0 23-32-2	393 434	5-35.0 3-54.3	1-1 2-0	8-75 6-60
Northwestern at Iowa	14 10	19 16	46-184 22-64	122 269	15-30-2 27-41-0	306 333	7-40.4 7-34.9	0-0 2-2	5-40 3-35
Iowa at Illinois	63 0	20 11	37-203 43-134	197 82	14-23-1 12-30-3	400 216	5-38.2 9-39.9	1-0 1-1	1-15 7-68
Nebraska at Iowa	28 31	24 25	33-140 45-266	260 153	26-38-1 17-28-0	400 419	3-38.3 2-36.5	0-0 0-0	3-35 2-20
Mississippi State vs. Iowa	22 27	15 11	42-190 20-(-15)	152 214	14-32-2 21-31-1	342 199	5-50.4 7-34.4	1-1 1-1	8-90 0-0

	Times In 20	Times Scored	Total Pts	TDs	Rush TDs	Pass TDs	FGs Made	--- Failed to Score inside 20 ---					Half	Game
								FGA	Downs	Int	Fum			
at Iowa	5	5	31	4	3	1	1	0	0	0	0	0	0	0
Northern Illinois	2	1	7	1	0	1	0	1	0	0	0	0	0	0
at Iowa	3	2	10	1	1	0	1	1	0	0	0	0	0	0
Iowa State	1	1	3	0	0	0	1	0	0	0	0	0	0	0
at Iowa	6	5	35	5	3	2	0	1	0	0	0	0	0	0
Northern Iowa	2	2	14	2	0	2	0	0	0	0	0	0	0	0
at Iowa	4	3	17	2	0	2	1	0	1	0	0	0	0	0
Wisconsin	3	3	21	3	0	3	0	0	0	0	0	0	0	0
Iowa	5	5	31	4	2	2	1	0	0	0	0	0	0	0
at Minnesota	4	4	28	4	1	3	0	0	0	0	0	0	0	0
Iowa	4	4	28	4	0	4	0	0	0	0	0	0	0	0
at Indiana	4	2	9	1	1	0	1	0	0	2	0	0	0	0
at Iowa	5	4	16	1	0	1	3	0	1	0	0	0	0	0
Maryland	0	0	0	0	0	0	0	0	0	0	0	0	0	0
Iowa	3	2	10	1	0	1	1	0	0	1	0	0	0	0
at Penn State	3	2	14	2	1	1	0	0	0	0	1	0	0	0
Iowa	6	6	36	5	4	1	1	0	0	0	0	0	0	0
at Purdue	3	3	17	2	1	1	1	0	0	0	0	0	0	0
at Iowa	1	0	0	0	0	0	0	1	0	0	0	0	0	0
Northwestern	1	0	0	0	0	0	0	1	0	0	0	0	0	0
Iowa	5	5	35	5	3	2	0	0	0	0	0	0	0	0
at Illinois	0	0	0	0	0	0	0	0	0	0	0	0	0	0
at Iowa	6	4	28	4	2	2	0	1	1	0	0	0	0	0
Nebraska	3	3	18	2	1	1	1	0	0	0	0	0	0	0
Iowa (n)	2	2	14	2	0	2	0	0	0	0	0	0	0	0
vs. Mississippi State	3	2	9	1	0	1	1	0	0	1	0	0	0	0
Iowa Totals	55	47	291	38	18	20	9	4	3	1	0	0	0	0
Opponent Totals	29	23	140	18	5	13	5	2	0	3	1	0	0	0

Iowa Percentage: 85.5% (47 of 55)

Opponent Percentage: 79.3% (23 of 29)

IOWA IN FINAL BIG TEN AND NCAA RANKINGS

TEAM RANKINGS

Category	Stat	B1G	NCAA
Kickoff Returns	27.3	1	4
Interceptions	20	1	3
Sacks Allowed per game	1.2	1	14
Turnovers Gained	27	1	8
4th Down Conversion	68.0	2	12
Punt Returns	10.6	2	43
Red Zone Defense	79.3	2	34
Rushing Defense	109.5	2	12
Scoring Defense	17.8	2	11
Total Defense	293.6	2	7
3rd Down Conversion Pct	43.5	3	30
Blocked Punts	2	3	11
Defensive TDs	3	3	17
Fewest Penalties	61	3	21
First Downs allowed	214	3	12
Kickoff Return Defense	16.4	3	8
Passing Yards Allowed	184.1	3	17
Sacks per game	2.69	3	27
Time of Possession	32:32	3	21
4th Down Defense	44.0	4	28
Fumbles Lost	7	4	31
Punt Return Defense	4.48	4	17
Scoring Offense	31.2	4	43
Team Passing Efficiency	136.4	4	59
Turnovers Lost	18	4	49
3rd Down Defense	34.3	5	26
Passing Offense	226.6	6	71
Passing Yards per Completion	12.17	6	75
Completion Percentage	59.3	7	67
Fumbles Recovered	7	8	81
Red Zone Offense	85.5	8	50
Rushing Offense	148.4	10	94
Total Offense	375.0	10	91
First Downs	261	11	74
Net Punting	35.54	12	107

INDIVIDUAL RANKINGS

Player	Category	Stats	B1G	NCAA
Chauncey Golston	Fumbles Recovered	3	1	6
Ihmir Smith-Marsette	Kickoff Return Avg.	29.5	1	2
A.J. Epenesa	Sacks	10.5	1	12
Anthony Nelson	Sacks	9.5	2	17
A.J. Epenesa	Forced Fumbles	4	2	16
Nathan Stanley	Passing TDs	26	2	22
Kyle Groeneweg	Punt Returns Avg.	9.9	2	19
Jake Gervase	Interceptions	4	2	16
Amani Hooker	Interceptions	4	2	16
Geno Stone	Interceptions	4	2	16
Miguel Recinos	Total Points Scored	98	2	43
A.J. Epenesa	Tackles For Loss	16.5	4	32
Nathan Stanley	Passing Efficiency	136.5	5	55
Nathan Stanley	Passing Yards	2,852	5	39
Nathan Stanley	Yards per Pass Attempt	7.2	5	68
Nathan Stanley	Completions Per Game	18.08	6	47
Nathan Stanley	Passing Yards Per Game	219.4	6	54
Nathan Stanley	Yards per Completion	12.14	6	65
Nathan Stanley	Completion Percentage	59.3	7	67
Miguel Recinos	Field Goal Percentage	77.3	7	45
T.J. Hockenson	Receiving Yards Per Game	58.5	7	108
Mekhi Sargent	Rushing TDs	9	7	73
T.J. Hockenson	Receiving Yards	760	8	92
Noah Fant	Receiving TDs	7	9	73
Colten Rastetter	Punting Avg.	38.9	10	94
Mekhi Sargent	Total Touchdowns	10	10	96
T.J. Hockenson	Yards per Reception	15.51	11	92
Ihmir Smith-Marsette	All Purpose	94.92	12	98
Mekhi Sargent	Rush Yards Per Carry	4.69	13	116
Mekhi Sargent	Rushing Yards	745	14	115
Mekhi Sargent	Rushing Yards Per Game	57.3	15	127

Rushing (Att-Yds-TD)

Player	NIU	ISU	UNI	WIS	MINN	IND	MARY	PSU	PUR	NW	ILL	NEB	MS
Cooper	---	---	---	---	---	1-9-0	---	---	---	---	---	---	---
Easley	---	---	1-9-0	---	---	---	1-(-2)-0	---	---	---	---	---	---
Fant	---	---	---	---	1-(-2)-0	---	---	---	1-3-0	---	---	---	---
Geil	5-13-0	---	10-24-0	---	---	---	---	---	---	---	---	---	---
Groeneweg	---	---	1-11-0	1-3-0	---	---	---	---	---	---	---	---	---
Hockenson	---	---	---	---	1-4-0	---	---	---	---	---	---	---	---
Kelly	---	---	---	---	---	---	---	---	---	---	---	---	---
Kelly-Martin	16-62-1	---	---	14-72-0	20-47-0	---	2-7-0	---	3-1-0	1-1-0	---	---	---
Mansell	1-1-1	---	2-6-0	---	---	---	24-98-0	5-14-0	10-39-1	3-9-0	---	---	5-0-0
Ross	1-4-0	2-5-0	1-3-0	1-3-0	1-5-0	10-59-0	3-17-0	1-0-0	---	---	---	---	---
Sargent	12-40-0	11-25-1	15-72-2	6-14-0	9-33-1	10-59-0	10-54-0	16-91-0	10-39-2	10-27-0	17-121-2	26-173-1	7-(-3)-0
Smith-Marsette	1-5-0	---	---	1-20-0	1-6-0	---	1-16-0	2-9-0	1-1-0	1-8-0	1-6-0	---	---
Stanley	3-3-0	2-7-0	6-0-0	2-2-0	1-(-3)-0	2-(-5)-0	2-13-0	4-(-7)-0	2-(-6)-1	3-6-0	4-10-0	1-10-0	4-(-18)-0
Tracy	---	---	---	---	---	---	---	---	---	1-(-1)-0	---	---	---
Wirfs	---	---	---	---	---	---	---	115-0	---	---	---	---	---
Young, T.	8-84-1	21-68-0	14-82-1	6-34-0	5-18-0	19-96-0	9-21-0	7-18-0	9-45-0	3-14-0	14-67-2	18-83-1	3-7-0
Team	1-(-3)-0	---	---	---	1-(-2)-0	---	---	2-(-5)-0	1-(-4)-0	---	---	---	1-(-1)-0
Totals	48-209-3	36-105-1	50-207-3	31-148-0	40-106-2	32-159-9	52-224-0	38-135-0	37-118-4	22-64-0	37-203-4	45-266-2	20-(-15)-0

Passing (Cmp-Att-Int.-Yds-TD)

Player	NIU	ISU	UNI	WIS	MINN	IND	MARY	PSU	PUR	NW	ILL	NEB	MS
Stanley	11-23-1-108-1	16-28-0-166-0	23-28-1-309-2	14-23-1-256-2	23-39-1-314-4	21-32-1-320-6	11-22-1-86-1	18-49-2-205-0	21-32-0-275-1	27-41-0-269-1	13-21-1-178-3	16-27-0-152-2	21-31-1-214-3
Mansell	2-2-0-35-0	---	2-3-1-29-0	---	---	---	0-1-0-0-0	---	---	---	1-2-0-19-0	---	---
Petrus	---	---	---	---	---	---	0-1-0-0-0	1-1-0-10-1	---	---	---	1-1-0-1-0	---
Rastetter	---	---	---	---	---	0-1-0-0-0	---	---	---	---	---	---	---
Team	---	---	---	---	---	---	---	---	---	---	---	---	---
Totals	13-25-1-143-1	16-28-0-166-0	25-31-2-338-2	14-23-1-256-2	23-39-1-314-4	21-33-1-320-6	11-24-1-86-1	19-50-2-215-1	21-32-0-275-1	27-41-0-269-1	14-23-1-197-3	17-28-0-153-2	21-31-1-214-3

Receiving (No.-Yds-TD)

Player	NIU	ISU	UNI	WIS	MINN	IND	MARY	PSU	PUR	NW	ILL	NEB	MS
Brincks	---	---	---	---	---	---	---	1-10-1	---	---	---	---	---
Cooper	1-5-0	1-3-0	1-7-0	---	---	---	---	---	---	---	---	---	---
Dafney	---	---	---	---	---	---	---	---	---	---	1-19-0	---	---
Easley	---	1-15-0	10-103-1	1-14-0	6-52-1	4-28-1	2-27-0	4-25-0	3-34-0	8-53-0	1-10-0	4-29-0	8-104-2
Fant	3-10-1	4-31-0	5-99-1	3-29-2	4-27-1	4-102-1	3-14-0	5-56-0	3-85-0	1-0-0	3-54-1	1-12-0	---
Groeneweg	---	1-5-0	---	3-125-0	3-49-1	4-107-2	3-30-0	3-63-0	1-18-0	7-89-0	1-14-0	1-10-0	---
Hockenson	4-64-0	6-33-0	2-16-0	---	---	1-4-1	---	---	4-39-1	---	2-48-2	5-54-0	3-43-0
Kelly	---	---	---	1-7-0	2-40-0	---	1-(-2)-0	---	2-21-0	3-12-0	---	---	---
Kelly-Martin	---	---	1-7-0	---	---	---	---	---	---	---	---	---	---
Ragaini	---	1-4-0	1-10-0	1-11-0	---	1-3-0	---	---	---	---	---	---	---
Ross	---	---	1-10-0	0-1-0	---	2-20-0	---	1-15-0	4-33-0	3-19-0	1-6-0	3-4-1	1-4-0
Sargent	1-6-0	---	1-48-0	2-24-0	5-68-0	3-43-0	1-10-1	4-42-0	2-12-0	---	3-39-0	2-36-1	3-33-0
Smith	---	1-30-0	2-24-0	3-58-0	3-78-1	1-2-0	1-7-0	1-4-0	1-12-0	4-90-1	---	1-8-0	4-29-1
Smith-Marsette	3-28-0	1-45-0	---	0-(-13)-0	---	---	---	---	---	---	---	---	---
Stanley	---	---	---	---	---	---	---	---	---	---	---	---	---
Tracy	---	---	1-22-0	---	---	---	---	---	---	---	---	---	---
Wieting	---	---	---	---	---	---	---	---	1-21-0	---	---	---	---
Young, T.	---	---	1-2-0	---	---	1-11-1	---	---	---	1-6-0	2-7-0	---	2-1-0
Totals	13-143-1	16-166-0	25-338-2	14-256-2	23-314-4	21-320-6	11-86-1	19-215-1	21-275-1	27-269-1	14-197-3	17-153-2	21-214-3

Punt Returns (No.-Yds.-Lng)

Player	NIU	ISU	UNI	WIS	MINN	IND	MARY	PSU	PUR	NW	ILL	NEB	MS
Beyer	---	---	---	1-0-0	---	---	---	1-26-26	---	---	---	---	---
Dafney	---	---	---	---	---	---	---	---	---	---	---	---	---
Epenesa	---	---	---	---	---	---	---	---	---	---	1-16-16	---	---
Groeneweg	5-42-12	1-1-1	2-(-2)-0	2-35-23	---	1-5-5	---	2-6-5	1-38-38	2-(-1)-1	6-103-61	1-7-7	1-4-4
Hooker	---	---	---	---	---	---	---	---	---	---	1-9-9	---	---
Niemann	---	---	---	---	---	---	---	---	---	---	0-7-7	---	---
Totals	5-42-12	1-1-1	2-(-2)-0	3-35-23	0-0-0	1-5-5	0-0-0	3-32-5	1-38-38	2-(-1)-1	8-135-61	1-7-7	1-4-4

IOWA FOOTBALL

2019 MEDIA GUIDE

Iowa Hawkeye Football | 101

Opponent	Plays	Yards	T.O.P.	Result	Qtr.	Play
No. Illinois (5)	7	40	3:19	FG	2	Recinos 33-yd. FG
	7	58	4:13	TD	3	Fant, 1 yd. pass from Stanley
	5	46	2:21	TD	3	Kelly-Martin, 2-yd. run
	6	26	2:45	TD	4	Young, 6-yd. run
	3	35	1:07	TD	4	Mansell, 1-yd. run
Iowa Avg. Drive	5.6	41.0	3:01			
Iowa State (3)	6	15	2:16	FG	2	Recinos, 31-yd. FG
	6	40	2:32	FG	3	Recinos, 48-yd. FG
	13	83	6:30	TD	4	Sargent, 2-yd. run
Iowa Avg. Drive	8.3	46.0	3:59			
UNI (6)	10	92	4:39	TD	1	Fant, 5-yd. pass from Stanley
	12	68	5:41	TD	2	Sargent, 2-yd. run
	14	67	6:26	TD	2	Sargent, 10-yd. run
	10	52	4:20	FG	3	Recinos, 42-yd. FG
	4	41	1:43	TD	3	Easley, 14-yd. pass from Stanley
	3	72	1:21	TD	3	Young, 15-yd run.
Iowa Avg. Drive	8.8	65.3	4:22			
Wisconsin (3)	4	77	1:27	TD	2	Fant, 20-yd. pass from Stanley
	10	69	4:48	FG	3	Recinos, 24-yd FG
	8	75	3:35	TD	3	Fant, 1-yd. pass from Stanley
Iowa Avg. Drive	7.3	73.7	3:03			
at Minnesota (8)	10	53	4:40	TD	1	Hockenson, 3-yd. pass from Stanley
	3	62	1:24	TD	1	Smith-Marsette, 60-yd. pass from Stanley
	14	74	6:06	TD	2	Hockenson, 4-yd. run
	5	49	0:27	TD	2	Easley, 21-yd. pass from Stanley
	9	53	3:19	FG	3	Recinos, 40-yd. FG
	9	51	3:33	TD	3	Fant, 5-yd. pass from Stanley
	4	7	2:39	FG	4	Recinos, 20-yd. FG
	8	45	4:08	TD	4	Sargent, 2-yd. run
Iowa Avg. Drive	7.8	49.3	3:12			
at Indiana (6)	5	74	3:12	TD	1	Hockenson, 9-yd. pass from Stanley
	11	70	4:07	TD	1	Fant, 28-yd. pass from Stanley
	4	38	2:01	TD	2	Easley, 12-yd. pass from Stanley
	7	63	2:57	TD	3	Young, 11-yd. pass from Stanley
	3	61	1:29	TD	3	Hockenson, 54-yd. pass from Stanley
	9	80	3:59	TD	4	Kelly, 4-yd. pass from Stanley
Iowa Avg. Drive	6.5	64.3	3:18			
Maryland (4)	17	72	9:04	FG	1	Recinos, 23-yd. FG
	11	40	5:00	FG	2	Recinos, 25-yd. FG
	10	58	4:09	TD	2	Smith, 10-yd. pass from Stanley
	10	27	5:11	FG	3	Recinos, 36-yd. FG
Iowa Avg. Drive	12.0	49.3	6:21			
at Penn State (3)	8	47	3:51	FG	1	Recinos, 27-yd. FG
	9	42	2:56	TD	1	Brincks, 10-yd. pass from Rastetter
	5	15	2:04	FG	2	Recinos, 49-yd. FG
Iowa Avg. Drive	7.3	34.7	3:10			
at Purdue (6)	12	90	5:41	TD	1	Kelly-Martin, 2-yd. run
	9	35	3:57	FG	2	Recinos, 34-yd. FG
	7	62	3:01	TD	2	Stanley, 1-yd. TD run
	5	81	2:38	TD	3	Hockenson, 4-yd. pass from Stanley
	12	75	4:57	TD	4	Sargent, 1-yd. run
	5	26	1:54	TD	4	Sargent, 1-yd. run
Iowa Avg. Drive	8.3	61.5	3:41			

Drive Analysis

Distance	Iowa		Opponent	
Length	TD	FG	TD	FG
(minus)	---	---	---	---
0-9	0	1	3	2
10-19	2	2	2	0
20-29	3	2	0	3
30-39	4	1	3	2
40-49	6	7	1	3
50-59	7	3	0	0
60-69	7	1	1	2
70-79	9	1	8	0
80-89	6	0	7	0
90-99	2	0	2	0

Game Opening Drives

Game	Iowa Pts-Plys-Yds	Opponent Pts-Plys-Yds
NIU	0-3-4	0-4-7
Iowa St.	0-3-6	3-13-66
UNI	0-6-16	0-3-5
Wisconsin	0-11-80	0-8-31
at Minn.	7-10-53	0-3-(-6)
at Indiana	7-5-74	3-13-64
Maryland	0-8-46	0-4-19
at Penn St.	3-8-47	0-3-1
at Purdue	7-9-74	7-12-90
N'western	0-3-7	0-9-36
at Illinois	0-2-8	0-4-(-3)
Nebraska	7-12-81	7-11-79
Miss. St.	0-3-(-12)	0-3-5

**Second Half
Opening Drives**

Game	Iowa Pts-Plys-Yds	Opponent Pts-Plys-Yds
NIU	0-3-6	0-3-9
Iowa St.	0-3-6	0-4-17
UNI	3-10-52	0-3-2
Wisconsin	3-10-69	0-6-28
at Minn.	3-9-53	0-6-21
at Indiana	7-7-63	0-3-3
Maryland	3-10-27	0-3-(-8)
at Penn St.	0-5-19	7-4-77
at Purdue	0-3-(-2)	7-1-82
N'western	0-3-4	0-5-11
at Illinois	7-6-20	0-3-(-3)
Nebraska	7-8-56	0-3-6
Miss. St.	7-3-6	0-4-5

SCORING DRIVES

Opponent	Plays	Yards	T.O.P.	Result	Qtr.	Play
Northwestern (2)	6	26	1:51	FG	2	Recinos, 46-yd. FG
	2	42	0:36	TD	3	Smith-Marsette, 28-yd. pass from Stanley
Iowa Avg. Drive	4.0	34.0	1:34			
Illinois (7)	4	39	1:50	TD	1	Fant, 9-yd. pass from Stanley
	7	58	3:15	TD	2	Sargent, 3-yd. run
	1	11	0:07	TD	2	Hockenson, 11-yd. pass from Stanley
	4	83	2:27	TD	2	Hockenson, 37-yd. pass from Stanley
	6	20	2:39	TD	3	Young, 5-yd. run
	5	60	1:59	TD	4	Sargent, 29-yd. run
	7	51	3:54	TD	4	Young, 14-yd. run
Iowa Avg. Drive	4.9	46.0	2:07			
Nebraska (5)	11	79	5:23	TD	1	Smith, 15-yd. pass from Stanley
	13	85	6:34	TD	2	Young, 4-td. run
	15	85	7:16	TD	2	Sargent, 15-yd. run
	8	56	3:56	TD	3	Sargent, 5-yd. pass from Stanley
	9	41	3:22	FG	4	Recinos, 41-yd. FG
Iowa Avg. Drive	11.2	69.2	5:10			
Mississippi St. (5)	10	49	5:43	FG	2	Recinos, 44-yd. FG
	1	75	0:11	TD	2	Easley, 75-yd. pass from Stanley
	2	13	0:42	TD	2	Smith-Marsette, 15-yd. pass from Stanley
	6	32	2:44	TD	3	Easley, 8-yd. pass from Stanley
	6	50	2:51	FG	4	Recinos, 40-yd. FG
Iowa Avg. Drive	5.0	43.8	2:18			
Season Avg. (63)	7.5	53.3	3:21			

LONGEST DRIVES

Plays: 17 vs. Maryland (72 yards, 9:04)

Yards: 92 vs. Northern Iowa (10 plays, 4:39)

Time of Possession: 9:04 vs. Maryland (17 plays, 72 yards)

3rd Down And ...

IOWA														
Yards	NIU	ISU	UNI	UW	MINN	IU	MD	PSU	PUR	NW	ILL	NEB	MSU	Total
1-3	6-7	2-2	2-4	2-4	2-4	3-4	3-5	1-2	3-3	1-3	2-2	2-4	0-3	29-47
4-6	1-4	2-5	3-7	1-4	3-6	2-3	2-5	1-6	3-3	1-4	2-4	3-4	0-0	24-55
7-9	1-3	2-8	2-2	2-3	5-8	1-2	3-7	0-2	1-4	0-0	0-3	2-3	1-2	20-47
10-14	0-0	0-1	0-0	0-0	0-1	2-2	1-1	5-9	0-2	1-4	1-3	0-2	0-6	10-31
15+	0-2	0-1	0-2	0-0	0-0	0-1	0-0	0-1	0-2	0-2	0-0	0-0	0-0	0-11
Total	8-16	6-17	7-15	5-11	10-19	8-12	9-18	7-20	7-14	3-13	5-12	7-13	1-11	83-191
OPPONENTS														
Yards	NIU	ISU	UNI	UW	MINN	IU	MD	PSU	PUR	NW	ILL	NEB	MSU	Total
1-3	2-6	1-2	3-3	3-6	2-3	4-5	3-4	2-4	3-6	4-5	2-4	3-5	4-7	36-60
4-6	1-2	2-6	1-2	2-3	1-5	0-3	0-0	1-2	2-2	1-6	0-6	2-4	0-4	13-45
7-9	0-1	1-3	1-4	1-2	0-0	1-3	1-2	1-6	0-3	2-4	0-3	1-3	1-2	10-36
10-14	0-2	0-1	1-3	1-2	0-2	0-1	0-2	0-1	1-1	0-4	0-3	0-2	0-2	3-26
15+	0-1	0-2	0-2	0-1	0-1	0-0	0-2	0-1	0-0	0-0	0-1	0-1	0-2	0-14
Total	3-12	4-14	6-14	7-14	3-11	5-12	4-10	4-14	6-12	7-19	2-17	6-15	5-17	62-181

MOST POINTS

1. **63 at Illinois**..... 11-17-18
2. 62 vs. North Texas..... 9-25-15
62 vs. Northwestern 11-9-02
4. 59 vs. Western Michigan 9-21-13
59 vs. Northwestern 11-10-01
6. 57 vs. Akron..... 8-31-02
7. 56 at Nebraska..... 11-24-17
56 vs. Ball State..... 9-3-05
56 vs. Buffalo 9-6-03

FEWEST POINTS ALLOWED

1. **0 at Illinois**..... 11-17-18
0 vs. Maryland..... 10-20-18
0 at Illinois..... 11-19-16
0 vs. Ball State 9-26-10
0 vs. Minnesota 11-21-09
0 at Minnesota..... 11-22-08
0 vs. Florida International..... 9-6-08
0 vs. Syracuse 9-8-07
0 vs. Ball State 9-3-05
0 vs. Kent State 9-1-01
0 vs. Northern Illinois 9-18-99

MOST FIRST DOWNS

1. 30 vs. Kent State..... 9-1-01
2. 29 at Iowa State..... 9-9-17
29 vs. Indiana 9-30-00
29 vs. Indiana 10-23-99
5. 28 vs. North Texas..... 9-16-17
28 at Purdue 11-9-13
28 vs. Louisiana-Monroe..... 9-24-11
28 vs. Ball State..... 9-26-10
28 at Indiana 10-11-08
28 vs. Minnesota 11-19-05
28 vs. Buffalo 9-6-03

FEWEST FIRST DOWNS ALLOWED

1. 5 vs. Syracuse..... 9-8-07
2. 6 vs. Eastern Illinois..... 9-4-10
6 at Minnesota..... 11-22-08
6 vs. Penn State 10-23-04
5. **7 vs. Maryland**..... 10-20-18
6. 8 vs. Ball State 9-26-10
8 vs. Arizona 9-19-09
8. 9 at Purdue 9-27-14
9 vs. Western Michigan..... 9-21-13
9 vs. Georgia Tech..... 1-5-10
9 vs. Penn State 10-25-03

MOST RUSHING ATTEMPTS

1. 60 at Iowa State..... 9-14-13
60 vs. Kent State..... 9-4-04
3. 59 vs. North Texas..... 9-16-17
59 vs. Northwestern 11-10-01
5. 58 vs. Western Michigan 9-21-13
58 vs. Missouri State..... 9-7-13
7. 56 vs. Minnesota..... 11-16-02
8. 55 at Illinois..... 11-15-14
9. 53 at Purdue 10-15-16
53 vs. Minnesota 11-17-01
11. **52 vs. Maryland** 10-20-18
52 at Purdue 11-9-13

FEWEST RUSHING ATT., OPPONENT

1. 17 by North Texas..... 9-16-17
17 by Miami (Ohio) 9-7-02
3. 19 by Kent State 9-4-05
4. 20 by Western Michigan 9-21-13
20 by Michigan State 10-30-10
20 by Michigan..... 10-26-02
20 by Utah State 9-21-02
20 by Texas Tech..... 11-29-01

MOST RUSHING YARDS

1. 376 vs. Akron..... 8-31-02
2. 365 at Purdue..... 10-15-16
365 vs. Minnesota 11-16-02
4. 318 at Purdue..... 11-9-13
5. 313 at Nebraska 11-24-17
6. 304 at Illinois 11-15-14
7. 301 vs. Illinois..... 10-1-05
8. 300 vs. Utah State..... 9-21-02
9. 298 vs. Missouri State..... 9-7-13
10. 294 at Northwestern 10-17-15

FEWEST RUSHING YARDS ALLOWED

1. -13 vs. Kent State 9-4-04
2. **6 vs. Northern Iowa** 9-15-18
3. 7 at Minnesota..... 11-22-08
4. 10 vs. Montana 9-2-06
5. 14 vs. Miami (Ohio) 9-7-02
6. **19 vs. Iowa State** 9-8-18
19 vs. Wisconsin 10-12-05

MOST PASSES ATTEMPTED

1. 61 vs. Indiana 10-23-99
2. 56 at Maryland 10-18-14
3. 55 vs. Ball State..... 9-6-14
55 vs. Florida 1-1-06
5. **50 at Penn State**..... 10-27-18
6. 51 vs. Minnesota..... 11-20-99
7. 48 vs. Pittsburgh 9-17-11
8. 47 vs. Michigan State 11-12-11
9. 46 vs. Michigan State 10-5-13
46 vs. Purdue..... 11-6-04

MOST PASSES COMPLETED

1. 36 vs. Indiana 9-30-99
2. 35 vs. Ball State..... 9-6-14
3. 32 at Maryland 10-18-14
32 vs. Florida 1-1-06
5. 31 vs. Northern Iowa 8-30-14
31 vs. Pittsburgh 9-17-11
7. 30 vs. Indiana 9-30-00
8. 29 vs. Ohio State 10-30-99
9. 28 vs. Minnesota 11-20-99

FEWEST PASSES ATT., OPPONENT

1. 9 by Georgia Tech..... 1-5-10
2. 10 by Northwestern..... 10-27-12
3. 13 by Nebraska..... 9-23-00
13 by Iowa State..... 9-11-99
5. 14 by Wisconsin 11-22-14
14 by Minnesota 11-8-14
14 by Northwestern..... 10-26-13
14 by Nebraska 11-23-12
9. 15 by Nebraska..... 9-4-99
10. **16 by Maryland**..... 10-20-18
16 by Northern Illinois..... 9-1-12
16 by Wisconsin 11-13-99

FEWEST PASSES COMP., OPPONENT

1. 2 by Georgia Tech..... 1-5-10
2. **6 by Maryland**..... 10-20-18
6 by Northern Illinois 9-1-12
6 by Iowa State 9-11-99
5. 7 by LSU 1-1-14
7 by Indiana 10-11-14
7 by Northwestern 10-27-12
7 by Syracuse 9-8-07
7 by Buffalo..... 9-6-03
10. 8 by Nebraska 11-23-12
8 by Ball State 9-26-10
12. 9 by Minnesota..... 10-28-17
9 by Northwestern 11-1-14
9 by Maine 8-30-08
9 by Penn State 11-13-04
9 by Minnesota..... 10-23-04

MOST PASSING YARDS

1. 426 vs. Indiana..... 10-23-99
2. 399 vs. Pittsburgh..... 9-17-11
3. 380 vs. Indiana..... 9-30-00
4. 377 vs. Minnesota 11-19-05
5. 364 at Minnesota..... 11-18-06
6. 357 vs. Purdue 10-8-05

FEWEST PASSING YARDS ALLOWED

1. 12 vs. Georgia Tech 1-5-10
2. **47 vs. Maryland** 10-20-18
3. 54 vs. Northern Illinois..... 9-1-12
4. 56 vs. Ball State..... 9-26-10
5. 58 vs. Buffalo 9-6-03
6. 63 vs. Nebraska 11-23-12
7. 72 at Purdue..... 9-27-14
8. 73 vs. Minnesota 11-20-04
9. 74 vs. Maryland 10-31-15
10. 75 vs. Northwestern 11-1-14
11. 79 vs. Syracuse..... 9-8-07
12. **82 at Illinois**..... 11-17-18

MOST TOTAL OFFENSE

1. 613 vs. Minnesota 11-19-05
2. 602 vs. Northwestern 11-10-01
3. 593 vs. Akron..... 8-31-02
4. 587 at Illinois 11-14-14
5. 562 vs. Ball State 9-26-10
6. 552 vs. Indiana..... 10-23-99
7. 546 at Minnesota..... 11-18-06
8. **545 vs. Northern Iowa** 9-15-18

FEWEST TOTAL YARDS ALLOWED

- 103 vs. Syracuse9-8-07
- 110 vs. Kent State9-4-04
- 112 vs. Ball State9-26-10
- 115 vs. Maryland 10-20-18**
- 134 at Minnesota.....11-22-08
- 144 vs. Montana.....9-2-06
- 144 vs. Ball State9-3-05

PUNTING AVERAGE (MIN. OF 4)

- 53.0 at Northwestern10-21-17
- 51.5 vs. Western Michigan.....9-9-00
- 51.0 vs. Arizona9-19-09
- 50.2 vs. Penn State11-4-00
- 50.0 vs. Wisconsin.....11-13-99
- 49.2 vs. LSU1-1-05
- 49.0 vs. Miami (Ohio)9-7-02

Bold denotes 2018

MOST TIME OF POSSESSION

- 41:53 vs. Kent State.....9-4-04
- 40:55 vs. Maryland 10-20-18**
- 40:45 vs. North Texas.....9-16-17
- 38:42 vs. Northern Illinois.....9-1-12
- 38:27 vs. Michigan.....10-26-02
- 38:18 vs. Missouri State9-7-13
- 38:07 at Indiana10-11-08
- 38:03 at Iowa State.....9-14-13
- 37:56 vs. Arizona9-19-09
- 37:37 at Minnesota11-22-08
- 37:36 vs. Nebraska11-28-14

Largest Margins

Iowa Victories

Opponent, year	Score	Mar.
Iowa Teachers, 1914	95-0	95
Coe, 1908	92-0	92
Iowa Wesleyan, 1890	91-0	91
Cornell, 1904	88-0	88
Cornell, 1913	76-0	76
Des Moines, 1905	72-0	72
Northwestern, 1913	78-6	72
Grinnell, 1904	69-0	69
Iowa Teachers, 1900	68-0	68
Northern Iowa, 1997	66-0	66
Northwestern, 1981	64-0	64
Cornell, 1920	63-0	63
Illinois, 2018	63-0	63
Indiana, 1997	62-0	62
UTEP, 1986	69-7	62
Grinnell, 1900	63-2	61
Washington (Mo.), 1902	61-0	61
Knox, 1922	61-0	61
Cornell, 1894	60-0	60
Indiana, 1913	60-0	60
North Dakota St., 1947	59-0	59

Opponent, year	Score	Mar.
Illinois, 1985	59-0	59
Cornell, 1891	64-6	58
Illinois, 1899	58-0	58
Drake, 1985	58-0	58
Upper Iowa, 1900	57-0	57
Western Michigan, 2013	59-3	56
Ball State, 2005	56-0	56
Coe, 1893	56-0	56
Purdue, 1922	56-0	56
Utah State, 1957	70-14	56
Minnesota, 2008	55-0	55
Ripon, 1928	61-6	55
Iowa State, 1985	57-3	54
Northern Illinois, 1986	57-3	54
Cincinnati, 1990	63-10	53
Kansas State, 1959	53-0	53
Northwestern, 2002	62-10	52
Kent State, 2001	51-0	51
Minnesota, 1983	61-10	51
Northern Illinois, 1991	58-7	51

Iowa Defeats

Opponent, year	Score	Mar.
Michigan, 1902	0-107	107
Illinois, 1902	0-80	80
Minnesota, 1903	0-75	75
Minnesota, 1916	0-67	67
Ohio State, 1950	21-83	62
Denver A.C., 1893	0-58	58
Nebraska, 1980	0-57	57
Michigan, 1971	7-63	56
Michigan, 1970	0-55	55
USC, 1976	0-55	55
Kansas, 1895	0-54	54
Minnesota, 1936	0-52	52
Notre Dame, 1967	6-56	50
Illinois, 1973	0-50	50

A kickoff was returned for a TD . . .

by Iowa -- Jordan Cotton (92 yards), vs. Penn State, 10/21/12
 by an opponent -- Will Likely (100 yards), Maryland, 10/31/15

A punt was returned for a TD . . .

by Iowa -- Kyle Groeneweg (returned 61 yards on PR), at Illinois, 11/17/18

by Iowa -- Paki O'Meara (returned 42 yards after block), vs. Eastern Illinois, 9/4/10
 by an opponent -- Christian McCaffrey (63 yards), Stanford, 1/1/16
 by an opponent -- Tremaine McCollum (returned six yards after block), Florida, 1/2/06

Two punts were returned for a TD . . .

by Iowa -- Kevonte Martin-Manley (83 and 63 yards), vs. Western Michigan, 9/21/13

A punt was blocked . . .

by Iowa -- A.J. Epenesa at Illinois, 11/17/18
by an opponent -- Jauan Wesley vs. Northern Illinois, 9/1/18

A punt was blocked and returned for a TD...

by Iowa -- Ben Niemann vs. Northwestern, 11/1/14
 by an opponent -- Ryan Lewis (block), Pat Amara, Jr., return (TD) vs. Pittsburgh, 9/19/15

A field goal was blocked...

by Iowa -- Anthony Nelson vs. Penn State, 9/23/17
by an opponent -- Rickey Neal vs. Northern Iowa, 9/15/18

An interception was returned for a TD . . .

by Iowa -- Geno Stone (24 yards) at Penn State, 10/27/18
 by an opponent -- Chauncey Gardner, Jr., (58 yards), vs. Florida, 1/2/17

Two interceptions were returned for a TD . . .

by Iowa (individual) -- Josh Jackson (43 yards, 52 yards) at Wisconsin, 11/11/17
 by Iowa (team) -- Josey Jewell (34 yards), Bo Bower (88 yards) vs. North Texas, 9/26/15

A fumble was returned for a TD . . .

by Iowa -- A.J. Epenesa (19 yards) at Illinois, 11/17/18
 by an opponent -- Blake Dueitt (35 yards), vs. Ball State, 9/6/14

A blocked PAT attempt was returned for a score . . .

by Iowa -- D.J. Johnson (99 yards), at Penn State, 9/28/02
 by an opponent -- Jason Simmons (85 yards), at Ohio State, 11/2/91

A safety was scored . . .

by Iowa -- (2) at Penn State, 10/27/18 on Dominique Daffney blocked punt & PSU bad snap
 by an opponent -- Shareef Miller TFL on Akrum Wadley rush vs. Penn State, 9/23/17

A player rushed for over 200 yards . . .

by Iowa -- Akrum Wadley (26-204), at Northwestern, 10/17/15
 by an opponent -- Saquon Barkley (28-211), Penn State, 9/23/17

Iowa had two 100 yard receivers...

T.J.Hockenson (4-107-2), Noah Fant (4-101-1), at Indiana, 10/13/18

A player passed for over 300 yards . . .

by Iowa -- Nate Stanley (320), at Indiana, 10/13/18
 by an opponent -- Jacob Park (347), Iowa State, 9/9/17

A player scored four TDs . . .

by Iowa -- Akrum Wadley (4 rush), at Northwestern, 10/17/15
 by an opponent -- Darnell Autry (3 rush, 1 rec.), Northwestern, 11/9/96

A team rushed for over 400 yards . . .

by Iowa -- vs. Tulsa (408 yards), 9/13/97
 by an opponent -- Indiana (433 yards), 9/30/00

A team passed for over 400 yards . . .

by Iowa -- vs. Indiana (426 yards), 10/23/99
 by an opponent -- Purdue (458 yards), 10/15/16

A team gained over 600 yards of total offense . . .

by Iowa -- vs. Minnesota (613 yards), 11/19/05
 by an opponent -- Wisconsin (604 yards), 11/13/99

A team scored over 50 points . . .

by Iowa -- at Illinois (63 points), 11/17/18
 by an opponent -- at Minnesota (51 points), 11/8/14

A team was held under 75 yards rushing . . .

by Iowa -- Maryland (23-68 yards), 10/20/18
by an opponent -- vs. Mississippi State (20-(-15)), 1/1/19

A team was held under 100 yards passing . . .

by Iowa -- Illinois (82 yards), 11/17/18
by an opponent -- Maryland (86 yards), 10/20/18

A team was held at/under 200 yards of total offense . . .

by Iowa -- Maryland (115 yards), 10/20/18
by an opponent -- vs. Mississippi State (199), 1/1/19

Iowa scored 3 or more non-offensive touchdowns . . .

by Iowa -- vs. Western Michigan (2 punts, 2 interceptions), 9/21/13

Iowa recovered an onside kick . . .

by Iowa -- first quarter vs. Illinois, 10/7/17

OFFENSE

Pos.	No.	Name
SE	12	Brandon Smith ^
	14	Kyle Groeneweg
LT	77	* Alaric Jackson
	71	Mark Kallenberger
LG	59	* Ross Reynolds
	68	Landan Paulsen
C	69	*** Keegan Render
	76	*** Dalton Ferguson
RG	61	* Cole Banwart
	66	** Levi Paulsen
RT	74	* Tristan Wirfs ^
	76	*** Dalton Ferguson
TE	38	* T.J. Hockenson
	39	** Nate Wieting
	18	Drew Cook
WR	84	* Nick Easley
	6	* Ihmir Smith-Marsette ^
QB	4	* Nate Stanley ^
	2	Peyton Mansell
RB	10	Mekhi Sargent
	28	* Toren Young
OR	21	* Ivory Kelly-Martin ^
FB	36	Brady Ross
	46	** Austin Kelly
PK	91	** Miguel Recinos
	94	Caleb Shudak

DEFENSE

Pos.	No.	Name
LE	98	** Anthony Nelson
	57	Chauncey Golston
LT	90	** Sam Brincks
	95	** Cedrick Lattimore ^
RT	96	*** Matt Nelson
	91	* Brady Reiff
RE	40	*** Parker Hesse
	94	* A.J. Epenesa ^
OLB	49	* Nick Niemann
	35	Barrington Wade
MLB	48	** Jack Hockaday ^
	34	** Kristian Welch ^
WLB	32	Djimon Colbert
	49	* Nick Niemann
LC	8	* Matt Hankins ^
	20	Julius Brents ^
SS	27	** Amani Hooker ^
	18	John Milani
FS	30	** Jake Gervase
	9	* Geno Stone ^
RC	11	** Michael Ojemudia
	33	Riley Moss ^
PT	7	* Colten Rastetter
	2	Ryan Gersonde ^

* - letters won, ^ - redshirt available

Iowa's depth chart for the 2018 Outback Bowl. Players listed in bold do not return for the 2019 season.

IOWA DEFEATS MISSISSIPPI STATE AT OUTBACK BOWL

Iowa (9-4) defeated No. 18 Mississippi State (8-5) at the 2019 Outback Bowl in Tampa, Florida, on Jan. 1, 2019. The Hawkeyes improved to 16-15-1 in 32 bowl game appearances.

Iowa was bowl eligible for the 17th time under coach head Kirk Ferentz, and has posted an 8-8 bowl record under Ferentz, including wins in five January bowl games. Since 2001, only Ohio State and Wisconsin have won more bowl games (including the FBS championship game) than Iowa among Big Ten Teams.

BIG TEN BOWL GAMES SINCE 2001

Iowa has posted an 8-8 bowl record under head coach Kirk Ferentz, most recently defeating No. 18 Mississippi State, 27-22, at the 2019 Outback Bowl. Since the 2001 season, only Ohio State and Wisconsin have won more bowl games (including the FBS championship game), than Iowa. The Hawkeyes have been bowl eligible 17 times in the last 18 seasons. The following is the record for Big Ten teams in bowl games since 2001:

Team	Record	Pct.	Team	Record	Pct.
Ohio State	10-7	.588	Nebraska	6-8	.429
Wisconsin	9-8	.529	Maryland	5-5	.500
IOWA	8-8	.500	Purdue	4-6	.400
Penn State	7-8	.467	Northwestern	4-7	.364
Rutgers	6-3	.667	Michigan	4-11	.267
Michigan State	6-7	.462	Illinois	2-3	.400
Minnesota	6-7	.462	Indiana	0-3	.000

TROPHY GAMES

Iowa won four trophies in 2018. The Hawkeyes defeated Iowa State, 13-3, to retain the Cy-Hawk Trophy in Week 2, lost to No. 18 Wisconsin, 28-17, in a battle for the Heartland Trophy in Week 4, defeated Minnesota, 48-31, to retain Floyd of Rosedale in Week 5, topped Nebraska, 31-28, to retain the Heroes Trophy, and won the Outback Bowl trophy with a 27-22 win over No. 18 Mississippi State.

Iowa is 13-3 in its last 16 rivalry trophy games (Iowa State, Minnesota, Nebraska, Wisconsin), with all three losses coming to Wisconsin.

SENIOR CLASS

Iowa's senior class recorded 23 conference wins from 2015-18, tied for the third most by any senior class under Ferentz. The senior class was 12-0 in rivalry games against Iowa State, Minnesota, and Nebraska. In its only meetings with Michigan and Ohio State, the senior class recorded a pair of top five wins (14-13 vs. #2 Michigan in 2016; 55-24 vs. #3 Ohio State in 2017).

Iowa has won 37 games over the last four years, tied for the third-best four-year total in program history. Iowa won 38 games from 2002-05, 38 games from 2001-04, and 37 games from 1984-87.

4 HAWKEYES DECLARE FOR NFL DRAFT

Four Iowa football players declared for the NFL Draft, forfeiting their remaining college eligibility. Juniors Noah Fant, Amani Hooker, and Anthony Nelson, and sophomore T.J. Hockenson announced their intentions to leave school and pursue professional football careers.

The Iowa football program under Ferentz has sent 170 players to the NFL, including 66 draft picks and 104 free agents. At least one Hawkeye has been selected in the NFL Draft every year since 1978. In the past 11 seasons, 40 Hawkeyes have been taken in the NFL Draft, including four first round selections.

Hockenson and Fant are both tight ends, Hooker is a defensive back and Nelson a defensive end. Nelson has played three seasons after redshirting in 2015. Hooker played as a true freshman. Hockenson redshirted in 2016 before seeing action the past two seasons.

FERENTZ BECOMES IOWA'S ALL-TIME WINNINGEST COACH, MOVES UP BIG TEN CHARTS

Head coach Kirk Ferentz (152-101) became Iowa's all-time winningest coach on Sept. 1, 2018. The Hawkeyes defeated Northern Illinois, 33-7. It was Ferentz's 144th win as Iowa's head coach, one more than his predecessor, Hayden Fry (143-89-6). Fry coached Iowa for 20 years (1979-98). Ferentz completed his 20th season in 2018.

Ferentz's 152 wins in all games coached as a member of the Big Ten Conference rank fifth in league history. He is one of five coaches in Big Ten Conference history to win at least 150 games as a member of the Big Ten Conference. The top five includes Woody Hayes (202), Amos Alonza Stagg (199), Bo Schembechler (194), Joe Paterno (162), and Ferentz (152).

Ferentz has 91 Big Ten wins as Iowa's head coach. The 91 conference wins rank sixth among the conference's all-time winningest coaches in Big Ten games.

Both Ferentz (152, 91) and Fry (143, 96) rank in the top six in overall wins and Big Ten wins. Only Iowa and Michigan have two coaches ranked in the top 10 of both win categories (Bo Schembechler 194, 143; and Lloyd Carr 122, 81).

Iowa is the only school in the country to have just two head football coaches since 1979.

FERENTZ TOPS IN LONGEVITY

Kirk Ferentz completed his 20th season as Iowa's head football coach. He is the longest tenured active head coach in college football. Ferentz was named Iowa head coach on Dec. 2, 1998. Gary Patterson of TCU is No. 2 in coaching tenure. Patterson's first year with the Horned Frogs was 2001. Among Big Ten coaches, only Pat Fitzgerald (2006) and Mark Dantonio (2007) have been at their current schools for 10 seasons or more. Iowa is the only school to have just two head football coaches since 1979.

Defensive coordinator Phil Parker and strength and conditioning coach Chris Doyle also completed their 20th seasons on Iowa's staff. Defensive line coach Reese Morgan joined the staff in 1999 and completed his 19th season. Quarterbacks coach Ken O'Keefe was on Ferentz's original coaching staff before he left for the NFL following the 2011 season. He returned to Iowa in 2017 to coach Iowa's quarterbacks.

Ferentz is the only Division I coach to coach three sons. Brian Ferentz, a former Hawkeye letterman and captain (2003-05), completed his seventh season on Iowa's coaching staff. James Ferentz was a three-year starter on the Hawkeye offensive line and a team captain before graduating in 2013. Steven was an offensive lineman and letterwinner in 2015 and 2016.

HAWKEYE HISTORY

Iowa has played 1,246 games since beginning football in 1889. Iowa's overall record is 650-557-39 (.537). That includes a 405-221-16 (.643) record in home games, a 245-336-23 (.425) record in games away from Iowa City, a 329-378-25 (.465) mark in Big Ten games and a 289-186-15 (.607) record in Kinnick Stadium.

6 THROUGH THE AIR

QB Nate Stanley threw 26 touchdown passes in 2018, second most in the Big Ten, one shy of tying Chuck Long (1985) for the most in single season school history, and tied for second most all-time in single season history. Stanley also threw 26 touchdown passes in 2017. Stanley's 52 touchdown passes over the last two seasons are the most ever in school history over a two-year span. Long tossed 49 touchdown passes from 1984 (22) to 1985 (27).

Stanley has 52 career touchdown passes, fourth all-time in program history. He trails Long (74), Drew Tate (61), and Ricky Stanzil (56) on the all-time list.

Stanley threw for a career-high 2,852 yards, the seventh-highest single-season total in school history. Stanley ranks ninth in career passing yards (5,351) and career total offense (5,240).

Stanley set a career high with six touchdown passes Week 6 at Indiana. He threw the six touchdowns to five different players, marking just the second time in program history five different Hawkeyes had a receiving touchdown in the same game. He also had 320 yards passing, the fourth 300-yard passing game of his career. His performance earned him Walter Camp National Player of the Week honors.

Stanley had 14 touchdowns combined from Weeks 3-6. That touchdown total tied for the most ever over a four-game stretch in school history (Chuck Long threw 14 touchdowns over a four-game stretch in 1985). He had five multi-touchdown games in 2018, and 12 in his career.

BEST IN THE BIG TEN

DE A.J. Epenesa and DE Anthony Nelson ranked 1-2 in the Big Ten in sacks. Epenesa led all players with 10.5 sacks (ninth in the country). Nelson had 9.5 sacks, tied for second in the Big Ten and 17th nationally. Epenesa's 10.5 sacks are the highest single-season total by any Hawkeye since DL Adrian Clayborn had 11.5 sacks in 2009. Nelson recorded a career-best three sacks Week 5 at Minnesota. Epenesa recorded at least one sack in nine of 13 games.

Epenesa was named first team All-Big Ten by league media, and second team All-Big Ten by league coaches. Nelson was named to the media's second team, and the coaches third team. Both players scored a touchdown in 2018. Nelson recovered a fumble for a touchdown Week 7 against Maryland. Epenesa recovered his own forced fumble and returned it 19 yards for a touchdown at Illinois.

The Hawkeyes ranked third in the Big Ten with 35 sacks, the second highest single-season total in the Ferentz era (2002, 40). Eleven Hawkeyes contributed to Iowa's sack total. DE Parker Hesse had four, DE Chauncey Golston had 3.5, LB Kristian Welch had 1.5, and DB Amani Hooker, LB Amani Jones, DT Cedrick Lattimore, DT Brady Reiff, DT Matt Nelson, and LB Nick Niemann each had one.

HOLD IT RIGHT THERE

The Hawkeyes ranked second in the Big Ten in scoring defense (17.8), rushing defense (109.5) and total defense (293.6). Iowa's total defense ranked seventh in the country. Its rush defense ranked 12th nationally and ranks ninth all-time in single-season school history.

Iowa ranked 11th in the country in scoring defense. The Hawkeyes held five opponents to a season-low in points (Iowa State, Northern Iowa, Indiana, Maryland, Illinois), and pitched two shutouts (Maryland, Illinois). Iowa has 11 shutouts in the Ferentz era.

In Week 7 against Maryland, the Hawkeyes held the Terps to 115 yards of total offense, the fewest ever allowed to a Big Ten opponent under Ferentz.

Iowa allowed 3.3 yards per carry, 10th in the country, and allowed only nine rushing touchdowns, tied for fifth in the country.

The Hawkeyes limited Iowa State to just 19 yards rushing in Week 2, and held Northern Iowa to six rushing yards in Week 3 – a total that ranks second all-time in the Ferentz era (20 years).

Iowa allowed 214 first downs, third fewest in the Big Ten and 12th in the country.

RETURN TO SENDER

WR Ihmir Smith-Marsette was named Rodgers-Dwight Return Specialist of the Year in the Big Ten Conference. Smith-Marsette led the Big Ten and ranked No. 2 in the country, averaging 29.5 yards on 24 returns.

The Hawkeyes led the Big Ten and ranked fourth in the country averaging 27.3 yards per kickoff return. Iowa returned 30 kickoffs this season. Kyle Groeneweg averaged 27.0 yards on two returns. Devonte Young had three returns for 64 yards.

Groeneweg ranked second in the Big Ten and 19th nationally, averaging 9.9 yards per punt return. Groeneweg returned a punt 61 yards for a touchdown against Illinois. It was the 22nd longest punt return in school history, and Iowa's first punt return for a touchdown since 2016 (Riley McCarron, at Illinois). As a team, Iowa averaged 10.6 yards per punt return, second in the Big Ten.

POCKET PROTECTION

Senior center Keegan Render led an offensive line that allowed 16 quarterback sacks, tied for fewest in the Big Ten (Rutgers). The Hawkeyes started sophomores Alaric Jackson and Tristan Wirfs at tackle. Senior Ross Reynolds started every game at left guard, and sophomore Cole Banwart and senior Dalton Ferguson shared starts at right guard.

TE T.J. HOCKENSON NAMED TIGHT END OF THE YEAR

TE T.J. Hockenson was named the top tight end in the country and in the Big Ten in 2018. He was presented the John Mackey Award, presented to the nation's top tight end on Dec. 6, and was named Kwalick-Clark Tight End of the year in the Big Ten Conference Nov. 28. He was also the recipient of the Ozzie Newsome Award, presented by the Touchdown Club of Columbus, Ohio. He was named first team All-America by the AFCA and Sporting News.

Hockenson had a team-high 760 receiving yards on a team-high 49 receptions, both career highs. Hockenson also had a career-high six receiving touchdowns. He was named first team All-Big Ten by the conference media, and second team All-Big Ten by conference coaches.

Hockenson's 760 receiving yards are the third-highest single-season total in school history by a tight end, and the most by a Hawkeye tight end in a single season since Mark Cook caught 63 passes for 767 yards in 1988. The last Hawkeye tight end to lead the team in receptions in a single season was Scott Chandler in 2005 (47). The last Hawkeye tight end to lead the team in single-season receiving yards was Alan Cross in 1992 (600). The single-season school record for receiving yards by a tight end is 803, set by Marv Cook in 1987.

Hockenson added a rushing touchdown to his career stats at Minnesota, taking a direct snap on a fake field goal and rushing four yards for the score. His 15.5 yards per reception ranked second on the team (Smith-Marsette, 15.7).

RUNNING BACK BY COMMITTEE

Iowa's three primary running backs – Ivory Kelly-Martin, Mekhi Sargent, Toren Young – combined for 392 carries, 1,723 rushing yards and 16 rushing touchdowns (nine by Sargent, five by Young, and two by Kelly-Martin).

The sophomore trio shared the workload. Sargent had 40.6 percent of the carries (159-745), Young had 34.7 percent of the carries (136-637), and Kelly-Martin has 24.7 percent of the carries (97-341).

Sargent rushed for 100-plus yards in each of the last two regular season games. He rushed for a career-high 173 yards on a career-high 26 carries against Nebraska in Week 12. He added a rushing score (15) and touchdown reception (5). In Iowa's 63-0 win at Illinois in Week 11, Sargent rushed for a then career-high 121 yards, becoming Iowa's first 100-yard back since RB Akrum Wadley in Week 12 of 2017. Sargent had a pair of touchdowns against the Illini. He led the team with 10 total touchdowns.

Iowa had a different running back rush for then career high in yards in Weeks 6-8. Sargent set a then-career best in carries (16) and yards (91) Week 8 at Penn State. Kelly-Martin rushed for a career-high 98 yards Week 7 against Maryland, and Young rushed for a career-best 96 yards Week 6 at Indiana.

The Hawkeyes did not have a junior or senior among the position group in 2018.

POINTS ON THE BOARD, POINTS ON THE ROAD

Iowa averaged 31.2 points per game, the 12th highest single-season total in school history, and its highest since averaging a school-record 37.2 points per game in 2002.

Iowa averaged 42.8 points per game in five road contests (3-2). The Hawkeyes scored 40 points or more in all three of their road wins. Iowa scored 27 points in its neutral site win against Mississippi State in the Outback Bowl.

Iowa scored 63 points at Illinois in Week 11, the most by the Hawkeyes since scoring 63 points at Iowa State in 1997, and the most points against a Big Ten opponent since a 64-0 victory against Northwestern in 1981.

The Hawkeyes put up 48 points at Minnesota Week 5 and 42 points at Indiana Week 6. The 40-plus points scored at Minnesota and Indiana marked the first time in program history Iowa has scored 40 points or more in consecutive Big Ten road games in the same season.

Iowa scored 24 points at Penn State, though none came from an offensive set. The Hawkeyes recorded two safeties, kicked two field goals, returned one interception for a touchdown, and scored one touchdown via special teams (fake field goal).

Iowa scored 36 points in a 38-36 loss at Purdue. The 36 points scored were the most by Iowa in a loss since 2011 (44-41 at Iowa State, 3OT), and the most ever in a game that ended in regulation.

HOOKER NAMED BIG TEN DEFENSIVE BACK OF THE YEAR

Junior Amani Hooker was named the Tatum-Woodson Big Ten Defensive back of the Year. He is the fourth Hawkeye to earn the defensive back award, and the third in the past four seasons. Micah Hyde (2012), Desmond King (2015), and Josh Jackson (2017) previously earned the defensive back honor.

Hooker was named first-team All-Big Ten by coaches and media. He ranked second on the team with 65 tackles, led the team with seven pass break-ups and tied for the team lead with four interceptions (tied for second in the Big Ten). He also had 3.5 tackles for loss. As a team, Iowa is tied for second in the nation with 20 interceptions. The Hawkeyes led the country a year ago with 21.

A STONE'S THROW AWAY

The Hawkeyes had 20 interceptions in 2018, best in the Big Ten and tied for second most in the country (California 21, Utah State 20). Iowa had two interceptions in the first four games of the season, but recorded 18 thefts after SS Geno Stone entered the starting lineup and Amani Hooker moved from safety to outside linebacker in Week 5. Iowa led the nation with 21 interceptions in 2017. The Hawkeyes' 41 interceptions over the last two seasons are more than any other school. Alabama has 33 and Central Florida has 32.

In its last nine games, Iowa had 18 interceptions (four at Minnesota, two at Indiana, one vs. Maryland, a pick-six at Penn State, two interceptions at Purdue, two vs. Northwestern, three at Illinois, one vs. Nebraska, two vs. Mississippi State).

Stone, Hooker, and FS Jake Gervase shared the team lead with four interceptions (tied for second in the Big Ten). Three of Stone's four thefts were in the fourth quarter. He intercepted Trace McSorley on the Penn State 24-yard line and returned it for a touchdown in Week 8. He intercepted Minnesota inside the five-yard line on Minnesota's final play of the game, and had a fourth quarter interception against Indiana in the end zone. He started at strong safety Weeks 5-13, his first career starts.

Iowa has at least one interception return for a touchdown in each of the last 11 seasons, and 16 of the last 18 seasons.

NEW FACES IN THE CROWD

The 2018 season was the first in Kirk Ferentz's 20 years that the Hawkeyes opened the season without a linebacker with a single career start. Iowa used five different starting linebacker combinations in 2018.

SS Amani Hooker made his first career start at outside linebacker Week 5 at Minnesota, the first of his nine consecutive starts at the position. Hooker was the sixth different Hawkeye to start at the linebacker position this season. The others included first-time starters LB Djimon Colbert, LB Jack Hockaday, LB Amani Jones, LB Nick Niemann, and LB Kristian Welch.

The five linebackers (not including Hooker) entered the season with a combined 40 career tackles, 832 fewer career tackles than Iowa's three starting linebackers in 2017 (Josey Jewell 437; Bo Bower, 234; Ben Niemann, 201).

The last time Ferentz went through a season with so little starting experience at the linebacker position was in 2014. That year, Quinton Alston, Bo Bower, and Reggie Spearman were Iowa's starting linebackers in the season opener. Only Alston had a previous career start (2012 at Michigan).

In Ferentz's first season in 1999, the opening day starting linebackers -- LeVar Woods, Aaron Kampman, and Derrick Davison had two career starts combined. Both starts belonged to Kampman, who started the final two games in 1998.

RECEIVERS COME ALIVE AT MINNESOTA, LEAD IOWA TO OUTBACK WIN

WR Nick Easley, WR Brandon Smith, and WR Ihmir Smith-Marsette combined for 14 catches, 198 yards, and two touchdowns in Iowa's 48-31 win at Minnesota in Week 5. The trio entered the game with a combined 24 catches, 311 yards receiving, and one touchdown).

WR Nick Easley had a team-high six receptions (52 yards, 1 touchdown).

Smith-Marsette finished the game with three catches for a career-high 78 yards. His 60-yard touchdown reception was a career-long. Smith-Marsette added two kickoff returns for 83 yards.

Brandon Smith set career highs in receptions (5) and receiving yards (68). He entered the game with five catches for 78 yards.

The trio encored that Minnesota performance with career days at the 2019 Outback Bowl. Easley, Smith-Marsette, and Smith combined for 15 catches, 166 receiving yards, and three touchdowns against No. 18 Mississippi State. Easley had eight receptions for a career-high 104 yards and two touchdowns. Smith-Marsette caught one touchdown and matched his career best with four receptions. Smith added three catches for 33 yards.

33 HAWKEYES NAMED ACADEMIC ALL-BIG TEN

Thirty-three Hawkeyes were named to the 2018 Big Ten Fall Academic All-Conference team. The Big Ten Conference recognized a total of 1,281 fall sports athletes, including 468 football players.

To be eligible for Academic All-Big Ten selection, students must be on a varsity team, as verified by being on the official squad list as of November 1 for fall sports, who have been enrolled full time at the institution for a minimum of 12 months and carry a cumulative grade-point average of 3.0 or higher.

Since 1999, Kirk Ferentz's first year as head coach, 333 Hawkeyes have earned Academic All-Big Ten honors.

NELSON NAMED SECOND TEAM ACADEMIC ALL-AMERICAN

DE Anthony Nelson was named to the Google Cloud Academic America second team. The announcement was made Dec. 10 by the College Sports Information Directors of America (CoSIDA).

Nelson was a first team Academic All-American in 2017. He is also a member of Iowa's 2018 Leadership Group.

Nelson is a graduate of Waukee (Iowa) High School. He earned Academic All-Big Ten honors in 2016 and 2017 and 2018. He is an accounting major with a 3.86 grade-point average (on a 4.0 scale).

In the last 20 seasons, under Iowa head coach Kirk Ferentz, 27 Iowa football student-athletes have combined to earn academic All-District and All-America recognition on 50 occasions.

TIGERHAWK ADDED TO WATER TOWER

For the second time in as many years, a Tigerhawk has found a home at Kinnick Stadium. In June 2018, a Tigerhawk logo and block IOWA lettering were added to the water tower that sits outside the northeast corner of Kinnick Stadium.

The Tigerhawk faces southwest, overlooking Kinnick Stadium, and stretches 24 feet wide and measures 15 feet, 5.75 inches in height. The block IOWA lettering is on the northwest side of the water tower and measures 24 feet by 9 1/8 feet. The height of the water tower tank is 70 feet.

The images were added one year after a Tigerhawk logo was placed at midfield at Kinnick Stadium.

BIG TEN PERFECTION

University of Iowa head coach Kirk Ferentz has twice navigated the Big Ten regular season schedule with an undefeated record. The Hawkeyes were 8-0 in 2002 and shared the Big Ten championship with Ohio State. The Hawkeyes were 8-0 in 2015, winning the Big Ten West Division title.

Since 1954, when the conference schedule expanded to seven games, only six Big Ten coaches, including Ferentz, have multiple undefeated Big Ten seasons.

Coach (School)	Record	Year
Duffy Daugherty (MSU)	7-0	1965
Duffy Daugherty (MSU)	7-0	1966
Kirk Ferentz (Iowa)	8-0	2002
Kirk Ferentz (Iowa)	8-0	2015
Woody Hayes (OSU)	7-0	1954
Woody Hayes (OSU)	7-0	1957
Woody Hayes (OSU)	7-0	1968
Woody Hayes (OSU)	7-0	1970
Woody Hayes (OSU)	8-0	1975
Urban Meyer (OSU)	8-0	2012
Urban Meyer (OSU)	8-0	2013
Urban Meyer (OSU)	8-0	2014
Bo Schembechler (Michigan)	8-0	1971
Bo Schembechler (Michigan)	8-0	1980
Bo Schembechler (Michigan)	8-0	1989
Jim Tressel (OSU)	8-0	2002
Jim Tressel (OSU)	8-0	2006

SPREAD THE WEALTH

For just the second time in school history, five Hawkeyes had a receiving touchdown in a single game (Oct. 13 at Indiana). QB Nate Stanley threw a career-best six touchdowns against the Hoosiers, to five different players (Hockenson x2, Fant, Easley, Young, Kelly).

The only other time five different players had a receiving touchdowns in a single game was the 1984 Freedom Bowl -- QB Chuck Long threw six touchdowns to five different players (Hayes x2, Smith, Happel, Helverson, Flagg).

In addition to combining for three receiving touchdowns against the Hoosiers, TE Noah Fant (4-102) and TE T.J. Hockenson (4-107) both had 100-yard receiving games Week 6 at Indiana. It is the first time two Hawkeyes had 100 yards receiving in the same game since 2011 (vs. Pitt: K. Davis 10-129, M. McNutt 8-112).

IN THE RANKINGS

Iowa was 1-2 against teams ranked in the AP Top 25. The Hawkeyes fell to No. 18 Wisconsin, 27-17, on Sept. 22, lost, 30-24, on Oct. 27 at No. 17 Penn State, and defeated No. 18 Mississippi State, 27-22, on Jan. 1 at the 2019 Outback Bowl.

These are Iowa's most recent wins versus nationally-ranked opponents:

Home:	55-24 over #3 Ohio State, 11/4/17
	40-10 over #15 Nebraska, 11/25/16
	14-13 over #2 Michigan, 11/12/16
Road:	40-10 over #20 Northwestern, 10/17/15
	10-6 over #18 Wisconsin, 10/3/15
	38-28 over #24 Michigan, 10/16/10
Neutral:	27-22 over #18 Mississippi State, Outback Bowl, 1/1/19
	27-24 over #12 Missouri, Insight Bowl, 12/28/10
	24-14 over #9 Georgia Tech, Orange Bowl, 1/5/10

SHAWN BEYER

Academic All-Big Ten

SAM BRINCKS

Academic All-Big Ten

Brett Greenwood Award, defense

DREW COOK

Academic All-Big Ten

COLTON DINSDALE

Team Leader Award, defense

NICK EASLEY

2019 Outback Bowl Most Valuable Player

Brett Greenwood Award, offense

A.J. EPENESA

One of five finalists for Polynesian Player of the Year

First-team All-Big Ten by league media

First-team All-Big Ten by Phil Steele

Second-team All-Big Ten by league coaches

Second-team All-Big Ten by Associated Press

Coaches Appreciation Award, defense

Big Ten Co-Defensive Player of the Week vs. Illinois

Big Ten Co-Defensive Player of the Week vs. Iowa State

Big Ten Defensive Player of the Week vs. Iowa State by collegesportsmadness.com

Polynesian College Player of the Year Award Watch List

Preseason fourth-team All-Big Ten by Athlon Sports

NOAH FANT

Third-team All-America by Associated Press

First-team All-Big Ten by league coaches

Second-team All-Big Ten by league media

Second-team All-Big Ten by Associated Press

Second-team All-Big Ten by Phil Steele

Co-Mackey Award Player of the Week vs. Indiana

Walter Camp Player of the Year Preseason Watch List

Mackey Award Semifinalist

Mackey Award Preseason Watch List

Big Ten Conference Preseason Watch List

Preseason first-team All-America by Associated Press

Preseason first-team All-America by ESPN.com

Preseason first-team All-America by NFLDraftScout.com

Preseason first-team All-America by Sporting News

Preseason first-team All-America by Athlon Sports

Preseason first-team All-Big Ten by NFLDraftScout.com

NOAH FELDMAN

Academic All-Big Ten

DALTON FERGUSON

Comeback Player of the Year

JAKE GERVASE

Academic All-Big Ten

Honorable Mention All-Big Ten by league media and coaches

Permanent Team Captain, defense

Hayden Fry Award, defense

Brett Greenwood Award, defense

CHAUNCEY GOLSTON

Team Hustle Award, defense

KYLE GROENEWEG

Second-team All-Big Ten by Phil Steele (Punt Return Specialist)

Academic All-Big Ten

Reggie Roby Special Teams Award, overall

Team Hustle Award, offense

PARKER HESSE

Academic All-Big Ten

Big Ten Conference Sportsmanship Award

Honorable mention All-Big Ten by league media

Permanent Team Captain, defense

Hayden Fry Award, defense

Forest Evashevski Scholastic Achievement Award

Coaches Appreciation Award, defense

Iron Hawk Award

Team Hustle Award, defense

Semifinalist for William V. Campbell Award

Named to Allstate AFCA Good Works Team

Preseason fourth-team All-Big Ten by Athlon Sports

JACK HOCKADAY

Next Man In Award, defense

T.J. HOCKENSON

John Mackey Award Recipient

Ozzie Newsome Award, presented by Touchdown Club of Columbus

First-team All-America by American Football Coaches Association (AFCA)

First-team All-America by USA Today

Second-team All-America by Walter Camp

Second team All-America by Football Writers

Second-team All-America by Associated Press

Second-team All-America by Phil Steele

Kwalick-Clark Big Ten Tight End of the Year

Academic All-Big Ten

First-team All-Big Ten by league media

First-team All-Big Ten by Associated Press

First-team All-Big Ten by Phil Steele

Second-team All-Big Ten by league coaches

Roy Carver Most Valuable Player, offense

Team Hustle Award, offense

Co-Mackey Award Player of the Week vs. Indiana

Mackey Award Preseason Watch List

AMANI HOOKER

Second-team All-America by Associated Press
Second-team All-America by USA Today
Fourth-team All-America by Phil Steele
Tatum-Woodson Big Ten Defensive Back of the Year
First-team All-Big Ten by league coaches and media
First-team All-Big Ten by Associated Press
First-team All-Big Ten by Phil Steele
Roy Carver Most Valuable Player, defense
Coaches Appreciation Award, defense

ALARIC JACKSON

Second-team All-Big Ten by league coaches and media
Second-team All-Big Ten by Associated Press
Second-team All-Big Ten by Phil Steele

GARRET JANSEN

Academic All-Big Ten

AMANI JONES

Coaches Appreciation Award, special teams

MARK KALLENBERGER

Academic All-Big Ten

AUSTIN KELLY

Academic All-Big Ten
Next Man In Award, offense

JACK KOERNER

Academic All-Big Ten

JOE LUDWIG

Academic All-Big Ten

JOHN MILANI

Academic All-Big Ten
Coaches Appreciation Award, special teams

RILEY MOSS

Big Ten Freshman of the Week vs. Minnesota

ANTHONY NELSON

Academic All-Big Ten
Second-team All-Big Ten by league media
Third-team All-Big Ten by league coaches
Third-team All-Big Ten by Phil Steele
CoSIDA Academic All-America second team
CoSIDA Academic All-America All-District team
Team Hustle Award, defense
Big Ten Co-Defensive Player of the Week vs. Nebraska
Big Ten Defensive Player of the Week vs. Minnesota
Ted Hendricks Award Preseason Watch List
Nagurski Trophy Preseason Watch List
Bednarik Trophy Preseason Watch List
Lott IMPACT Trophy preseason Watch List
Preseason second-team All-Big Ten by Athlon Sports

MATT NELSON

Academic All-Big Ten
Honorable mention All-Big Ten by league coaches and media
Comeback Player of the Year
Team Hustle Award, defense

NICK NIEMANN

Academic All-Big Ten

LANDAN PAULSEN

Academic All-Big Ten

LEVI PAULSEN

Academic All-Big Ten

MONTE POTTEBAUM

Team Leader Award, offense

COLTEN RASTETTER

Academic All-Big Ten
Ray Guy Award Watch List

MIGUEL RECINOS

Academic All-Big Ten
Brett Greenwood Award, special teams
Reggie Roby Special Teams Award, specialist
Honorable mention All-Big Ten by league coaches and media
Preseason third-team All-Big Ten by Athlon Sports

BRADY REIFF

Academic All-Big Ten

KEEGAN RENDER

Third-team All-Big Ten by league media
Honorable mention All-Big Ten by league coaches
Permanent Team Captain, offense
Hayden Fry Award, offense
Rimington Trophy Preseason Watch List
Preseason third-team All-Big Ten by Athlon Sports

ROSS REYNOLDS

Second-team All-Big Ten by league coaches
Second-team All-Big Ten by Associated Press
Second-team All-Big Ten by Phil Steele
Third-team All-Big Ten by league media
Coaches Appreciation Award, offense

TERRY ROBERTS

Team Leader Award, special teams

BRADY ROSS

Academic All-Big Ten

RYAN SCHMIDT

Academic All-Big Ten
Team Leader Award, offense

AUSTIN SCHULTE

Team Leader Award, defense

BRYCE SCHULTE

Academic All-Big Ten

CALEB SHUDAK

Academic All-Big Ten

BRANDON SMITH

Coaches Appreciation Award, offense

IHMIR SMITH-MARSETTE

Rodgers-Dwight Big Ten Return Specialist of the Year
First-team All-Big Ten by league media (Return Specialist)
First-team All-Big Ten by Phil Steele (Return Specialist)
Second-team All-Big Ten by league coaches (Return Specialist)
Second-team All-Big Ten by Associated Press (All-Purpose)
Honorable mention All-Big Ten by league media (Wide Receiver)
Reggie Roby Special Teams Award, overall

NATE STANLEY

Academic All-Big Ten
Permanent Team Captain, offense
Walter Camp National Offensive Player of the Week vs. Indiana
Manning Award National Quarterback of the Week vs. Indiana
Davey O'Brien Award National Quarterback of the Week vs. Indiana
Davey O'Brien Award "Great 8" recognition vs. Indiana
National Player of the Week vs. Indiana by College Football Performance Awards
Big Ten Co-Offensive Player of the Week vs. Indiana
Big Ten Offensive Player of the week vs. Indiana by collegesportsmadness.com
Manning Award Preseason Watch List
Maxwell Award Preseason Watch List

JACKSON SUBBERT

Academic All-Big Ten

GENO STONE

Honorable mention All-Big Ten by league media
Next Man In Award, defense

DREW THOMAS

Academic All-Big Ten

MIKE TIMM

Team Leader Award, special teams

NATE VEJVODA

Academic All-Big Ten

KRISTIAN WELCH

Academic All-Big Ten

NATE WIETING

Academic All-Big Ten

TRISTAN WIRFS

Honorable mention All-Big Ten by league coaches and media

DEVONTE YOUNG

Team Hustle Award, special teams

TOREN YOUNG

Academic All-Big Ten
Team Hustle Award, offense

Iowa 33, Northern Illinois 7
 Sept. 1, 2018, Kinnick Stadium -- Iowa City, Iowa

Northern Illinois	0	0	0	7	--	7
Iowa	0	3	14	16	--	33

GAME RECAP

Iowa scored the game's first 33 points en route to a 33-7 season opening victory over Northern Illinois inside Kinnick Stadium. The win was a historic one for Kirk Ferentz as the head coach, as he surpassed Hayden Fry as the program's all-time winningest coach with 144 career wins.

The Hawkeyes, leading 3-0 at halftime, broke the game open in the second half, scoring touchdowns on four of their six drives while also registering a defensive safety in the fourth quarter.

Three of Iowa's four touchdowns came on the ground, while QB Nate Stanley connected with TE Noah Fant for a 1-yard score for the game's first touchdown midway through the third quarter. Running backs Ivory Kelly-Martin (two yards) and Toren Young (six yards), and QB Peyton Mansell (one yard) accounted for Iowa's rushing touchdowns.

Young (84 yards), Kelly-Martin (62 yards), and Mekhi Sargent (40 yards) combined for 186 rushing yards. Stanley and Mansell combined to complete 13-of-25 passes for 143 yards, with eight of the 13 targets (104 yards) going to tight ends. T.J. Hockenson caught a team-best four balls for 64 yards, Fant had three receptions for 10 yards, while Nate Wieting had one catch for 30 yards.

Iowa's defense amassed eight tackles for loss, including five sacks, and two takeaways (one interception and one fumble recovery). Defensive end Parker Hesse equaled a career best with two sacks. All three Iowa linebackers started their first game, with each registering career bests in tackles: Kristian Welch (11), Amani Jones (6), and Nick Niemann (4). The Hawkeyes limited the Huskies to 65 second-half yards, with 64 of the yards gained coming on NIU's final drive of the game.

On special teams, punter Colten Rastetter averaged 53.8 yards on four punts, including a personal-best 69-yard punt, and Miguel Recinos made all four PAT's and his only field goal attempt (33 yards).

Iowa started an all-Iowa native offensive and defensive line (nine players), marking the first time under Ferentz that four Iowa natives started on the defensive line and the first time since 2016 (week 3) that five Iowa natives started on the offensive line.

SCORING SUMMARY
Second Quarter

IA -- Miguel Recinos, 33-yard field goal

Third Quarter

IA -- Noah Fant, 1-yard pass from Nate Stanley (Recinos)

IA -- Ivory Kelly-Martin, 2-yard run (Recinos)

Fourth Quarter

IA -- Toren Young, 6-yard run (Recinos)

IA -- Team safety

IA -- Peyton Mansell, 1-yard run (Recinos)

NIU -- Jauan Wesley, 10-yard pass from Marcus Childers (Gantz kick)

Attendance: 68,075

NIU	TEAM STATS	IOWA
15	First Downs	18
36-101	Rushes-Yards	48-209
110	Passing Yards	143
15-26-1	Com-Att-Int	13-25-1
62-211	Total Offense	73-352
6-47.2	Punts-Avg.	5-43.0
2-1	Fumbles-Lost	1-0
7-65	Penalties-Yards	8-66
25:15	Possession Time	34:45

INDIVIDUAL LEADERS
RUSHING:

IOWA: Young 8-84; Kelly-Martin 16-62

NIU: Nettles 13-74; Harbison 6-41

PASSING:

IOWA: Stanley 11-23-108, 1 TD, 1 INT

NIU: Childers 14-25-105, 1 TD, 1 INT

RECEIVING:

IOWA: Hockenson 4-64; Smith-Marsette 3-28

NIU: Brown 5-38; Wesley 4-43

TACKLES:

IOWA: Welch 11; Jones 6; Hooker 5; Hockaday 5; Gervase 5

NIU: Pugh 9; Williams 8; Jones-Davis 7; Foster 6; Leroy 6

Iowa 13, Iowa State 3
 Sept. 8, 2018, Kinnick Stadium, Iowa City, Iowa

Iowa State	3	0	0	0	--	3
Iowa	0	3	3	7	--	13

GAME RECAP

Iowa retained possession of the Cy-Hawk Trophy as a result of a 13-3 win over Iowa State at a sold out Kinnick Stadium. The victory was the Hawkeyes' fourth straight in the series, their longest streak over their in-state rivals since winning 15 in a row from 1983-87.

After allowing a field goal on Iowa State's opening drive, Iowa's defense yielded only 122 total yards and no points on the Cyclones' remaining 10 possessions.

Iowa placekicker Miguel Recinos connected on field goals of 31 and 48 yards in the second and third quarters, respectively, to give the Hawkeyes a narrow 6-3 margin going into the fourth quarter. The 48-yard kick matched a career long for Recinos.

In the Hawkeyes' first possession of the fourth quarter, Iowa QB Nate Stanley threw a strike to WR Brandon Smith for 30 yards to the Iowa State 2-yard line, which lead to a Mekhi Sargent 2-yard touchdown on the next play. It was the game's only touchdown. The scoring drive covered 83 yards in 13 plays, with Iowa converting three third downs on the touchdown drive.

Iowa allowed only 19 rushing yards on 25 attempts, which ties for the fifth fewest single-game total allowed in the Kirk Ferentz era. Iowa State's 188 total yards are its fewest in 52 games, since totaling 174 yards versus Baylor in 2013. Iowa's defense totaled four sacks, forced and recovered a fumble, and forced five three-and-outs.

Five Hawkeyes recorded career bests in tackles: DB Matt Hankins (8), LB Jack Hockaday (8), LB Nick Niemann (7), LB Djimon Colbert (5), and DE A.J. Epenesa (5). Two of Epenesa's tackles were sacks. He also forced a fumble and had one pass breakup. Epenesa's efforts earned the sophomore Big Ten co-Defensive Player of the Week accolades.

Stanley finished the contest completing 16-of-28 passes for 166 yards. RB Toren Young amassed a game-high 68 yards on a career-high 21 carries. TE T.J. Hockenson caught a game and career-best six passes for 33 yards.

Iowa State has managed just six points in its last two trips to Kinnick Stadium (one field goal in 2016 and one field goal in 2018).

SCORING SUMMARY
First Quarter

ISU -- Connor Assalley, 23-yard field goal

Second Quarter

IA -- Miguel Recinos, 31-yard field goal

Third Quarter

IA -- Miguel Recinos, 48-yard field goal

IA -- Mekhi Sargent, 2-yard run (Recinos kick)

Attendance: 69,250

ISU	TEAM STATS	IOWA
11	First Downs	14
5-19	Rushes-Yards	36-105
69	Passing Yards	166
27-41-0	Com-Att-Int	16-28-0
56-188	Total Offense	64-271
8-36.6	Punts-Avg.	5-38.8
1-1	Fumbles-Lost	0-0
7-65	Penalties-Yards	6-55
28:25	Possession Time	31:35

INDIVIDUAL LEADERS
RUSHING:

ISU: Montgomery 17-44; Croney 3-3

IOWA: Young 21-68; Sargent 11-25

PASSING:

ISU: Kempt 15-21-126, 0 TD, 0 INT; Noland 4-10-43, 0 TD, 0 INT

IOWA: Stanley 16-28-166, 0 TD, 0 INT

RECEIVING:

ISU: Butler 3-35; Milton 3-31; Allen 3-18; Eaton 3-18

IOWA: Hockenson 6-33; Fant 4-31; Smith-Marsette 1-45

TACKLES:

ISU: Rose 11; Harvey 9; Spears 7; Payne 7

IOWA: Hankins 8; Hockaday 8; Hooker 7; Niemann 7

Iowa 38, Northern Iowa 14
Sept. 15, 2018, Kinnick Stadium, Iowa City, Iowa

Northern Iowa	0	0	0	14	--	14
Iowa	7	14	17	0	--	38

GAME RECAP

Iowa scored the game's first 38 points and cruised to a 38-14 victory over Northern Iowa in Kinnick Stadium. The Hawkeyes improved to 3-0 for the eighth time under Kirk Ferentz, including the third time in four years.

Iowa's offense totaled 545 yards while its defense held the Panthers to 228, including six yards rushing.

TE Noah Fant's 5-yard touchdown catch in the first quarter was the 14th of his career. He has more touchdown receptions than any other Hawkeye tight end in program history.

RB Mekhi Sargent scored two second-quarter touchdowns, scoring on two and 10-yard runs to give Iowa a 21-0 advantage at halftime.

The Hawkeyes posted 17 points in the third period on their first three possessions. Miguel Recinos converted a 42-yard field goal to become the 40th Hawkeye to score 100 or more points in a career. WR Nick Easley caught a 14-yard pass from QB Nate Stanley and RB Toren Young crossed the goal line on a 15-yard run.

Sargent and Young combined for 154 yards and two touchdowns on the ground. Easley led the Hawkeye receiving corps, hauling in 10 catches for 103 yards. Fant had five receptions for 99 yards. Easley's 10 receptions are the most by a Hawkeye since WR Kennan Davis had 10 catches for 129 yards and a touchdown against Pitt in 2011. Stanley finished the contest completing 23-of-28 passes for 309 yards and two touchdowns, marking the second time in his career that the junior signal caller has topped 300 yards passing.

The six rushing yards allowed are the second fewest by a Hawkeye defense in the Ferentz era. Iowa's defense collected three sacks, two takeaways (one interception, one fumble). The Hawkeyes held the Panthers to 20 yards on 20 plays in the first half and did not allow Northern Iowa into Iowa territory until 5:53 of the third quarter. LB Kristian Welch led the Iowa defense with eight tackles and a fumble recovery. Michael Ojemudia recorded his first career interception.

Northern Iowa scored two passing touchdowns in the fourth quarter. Its first score with 11:12 remaining was the first touchdown allowed by Iowa's defense in 111:00 of game time, dating back to the season opener against Northern Illinois.

The win was Iowa's 17th straight over Northern Iowa.

SCORING SUMMARY**First Quarter**

IA -- Noah Fant, 5-yard pass from Nate Stanley (Recinos kick)

Second Quarter

IA -- Mekhi Sargent, 2-yard run (Recinos kick)

IA -- Mekhi Sargent, 10-yard run (Recinos kick)

Third Quarter

IA -- Miguel Recinos, 42-yard field goal

IA -- Nick Easley, 14-yard pass from Nate Stanley (Recinos kick)

IA -- Toren Young, 15-yard run (Recinos kick)

Fourth Quarter

UNI -- Briley Moore, 4-yard pass from Eli Dunne (Errthum kick)

UNI -- Elias Nissen, 5-yard pass from Eli Dunne (Errthum kick)

Attendance: 69,250

UNI	TEAM STATS	IOWA
14	First Downs	27
21-6	Rushes-Yards	50-207
222	Passing Yards	338
21-38-1	Com-Att-Int	25-31-2
59-228	Total Offense	81-545
5-41.2	Punts-Avg.	2-35.0
2-1	Fumbles-Lost	1-0
3-35	Penalties-Yards	10-88
23:26	Possession Time	36:34

INDIVIDUAL LEADERS**RUSHING:**

UNI: Allen 13-27; Weymiller 2-5

IOWA: Young 14-82; Sargent 15-72

PASSING:

UNI: Dunne 18-28-200, 2 TD, 0 INT; Howell 3-10-22, 0 TD, 1 INT

IOWA: Stanley 23-28-309, 2 TD, 1 INT; Mansell 2-3-29, 0 TD, 1 INT

RECEIVING:

UNI: Moore 5-32; James 4-34; Allen 4-34

IOWA: Easley 10-103; Fant 5-99; Smith 2-24

TACKLES:

UNI: Kolarevic 15; Allen 10; Korby 10; Ferch 10

IOWA: Welch 8; Hankins 6; Hockaday 6

#18/16 Wisconsin 28, Iowa 17
Sept. 22, 2018, Kinnick Stadium, Iowa City, Iowa

Wisconsin	0	7	7	14	--	28
Iowa	0	7	10	0	--	17

GAME RECAP

Nationally-ranked Wisconsin scored two fourth-quarter touchdowns to rally past Iowa in the Big Ten opener, 28-17, inside a sold out Kinnick Stadium to retain possession of the Heartland Trophy.

Each team scored a touchdown in the first half. After a Wisconsin touchdown early in the second quarter, Iowa answered with a TE Noah Fant 20-yard touchdown catch, his first of two scores on the night. The Wisconsin score marked the first time in the first four games of the season that Iowa's defense surrendered a first-half touchdown.

K Miguel Recinos converted a 24-yard field goal to give the Hawkeyes a 10-7 advantage with 10:12 remaining in the third quarter. The two teams then traded touchdowns later in the third period. Alex Hornibrook completed a 12-yard TD pass to Danny Davis with 5:12 left in the third quarter, one of three touchdown passes for the Wisconsin quarterback. Fant caught his second touchdown on a 1-yard pass from QB Nate Stanley to give Iowa a narrow 17-14 lead heading into the fourth quarter.

WR A.J. Taylor caught a 17-yard touchdown pass and FB Alec Ingold scored on a 33-yard run in the fourth quarter to seal the win for the Badgers.

Wisconsin capitalized on three Iowa turnovers (two fumbles, one interception), scoring 14 points off Hawkeye miscues.

RB Ivory Kelly-Martin returned to action after missing the previous two games due to injury. He led the Hawkeye running attack, carrying the ball 14 times for 72 yards.

Iowa tight ends combined for six catches and 154 yards receiving. T.J. Hockenson had three receptions for a career-best 125 yards, while Fant had 29 yards receiving and two touchdowns on three catches. Fant now has 16 career touchdowns and four multi-touchdown games.

Stanley completed 14-of-23 passes for 256 yards, two touchdowns, and one interception.

Defensively, safety Amani Hooker had a game-high 11 tackles. LB Nick Niemann (10), LB Jack Hockaday (9), and DE Anthony Nelson (7) had personal bests in tackles.

SCORING SUMMARY**Second Quarter**

WIS -- Jake Ferguson, 6-yard pass from Alex Hornibrook (Gaglianone kick)

IA -- Noah Fant, 20-yard pass from Nate Stanley (Recinos kick)

Third Quarter

IA -- Miguel Recinos, 24-yard field goal

WIS -- Danny Davis, 12-yard pass from Alex Hornibrook (Gaglianone kick)

IA -- Noah Fant, 1-yard pass from Nate Stanley (Recinos kick)

Fourth Quarter

WIS -- A.J. Taylor, 17-yard pass from Alex Hornibrook (Gaglianone kick)

WIS -- Alec Ingold, 33-yard run (Gaglianone kick)

Attendance: 69,250

WIS	TEAM STATS	IOWA
19	First Downs	19
44-210	Rushes-Yards	31-148
205	Passing Yards	256
17-22-0	Com-Att-Int	14-23-1
66-415	Total Offense	54-404
7-37.1	Punts-Avg.	3-38.0
0-0	Fumbles-Lost	2-2
8-68	Penalties-Yards	1-5
35:13	Possession Time	24:47

INDIVIDUAL LEADERS**RUSHING:**

WIS: Taylor 25-113; Deal 6-42; Ingold 2-37

IOWA: Kelly-Martin 14-72; Young 6-34

PASSING:

WIS: Hornibrook 17-22-205, 3 TD, 0 INT

IOWA: Stanley 14-23-256, 2 TD, 1 INT

RECEIVING:

WIS: Ferguson 4-58; Taylor 3-44; Pryor 3-33

IOWA: Hockenson 3-125; Smith-Marsette 3-58; Fant 3-29

TACKLES:

WIS: Connelly 6; Dixon 6; Edwards 5

IOWA: Hooker 11; Niemann 10; Hockaday 9; Gervase 8

Iowa 48, Minnesota 31

Oct. 6, 2018, TCF Bank Stadium, Minneapolis, Minnesota

Iowa	14	14	10	10	--	48
Minnesota	7	10	7	7	--	31

GAME RECAP

Iowa scored 10 points or more in each quarter in a convincing 48-31 win over Minnesota at TCF Bank Stadium in Minneapolis to retain possession of Floyd of Rosedale.

The Hawkeyes scored touchdowns on their first two possessions of the game. QB Nate Stanley completed touchdown strikes to TETJ. Hockenson (3 yards) and WR Ihmir Smith-Marsette (60 yards). The 60-yard completion is a career long for Smith-Marsette.

Minnesota's Rashod Bateman caught the first of two touchdowns in the game late in the first quarter to trim Iowa's lead to 14-7.

Iowa added two more touchdowns in the second period on a Hockenson 4-yard rush on a fake field goal formation on fourth down and a WR Nick Easley 21-yard reception. The Golden Gophers tallied a field goal and one of three touchdown passes from QB Zack Annexstad to make the score 28-17 at halftime.

PK Miguel Recinos connected on field goals of 20 and 40 yards in the second half, while TE Noah Fant (5-yard catch) and RB Mekhi Sargent (2-yard run) became the fourth and fifth different Hawkeyes to score touchdowns. Recinos finished the game with 12 points.

Stanley completed 23-of-39 passes for a season-high 314 yards and four touchdowns, marking the third time in his career that the junior topped 300 yards passing in a game.

RB Ivory Kelly-Martin (47 yards) and Sargent (33 yards, 1 TD) combined for 80 yards rushing and one touchdown. Easley led the Hawkeye receiving corps with six catches for 52 yards and one touchdown, while WR Brandon Smith set career highs in receptions (5) and receiving yards (68).

Iowa's secondary intercepted Minnesota quarterbacks four times, including three times by a pair of true freshmen cornerbacks earning the first starts of the careers. CB Riley Moss returned two thefts 36 yards and had a career-best five tackles. His efforts earned him Big Ten Freshman of the Week accolades. CB Julius Brents had one theft and three tackles. Iowa's fourth interception was by sophomore safety Geno Stone.

As a unit, Iowa amassed seven tackles for loss, including five sacks. DE Anthony Nelson was named Big Ten Defensive Player of the Week after matching a personal best with three sacks, all coming in the first half. LB Amani Jones, who led the team with nine tackles, and DE Chauncey Golston registered the other two sacks for the Hawkeyes.

SCORING SUMMARY
First Quarter

IA -- T.J. Hockenson, 3-yard pass from Nate Stanley (Recinos kick)
 IA -- Ihmir Smith-Marsette, 3-yard pass from Nate Stanley (Recinos kick)
 MINN -- Rashod Bateman, 3-yard pass from Z. Annexstad (Carpenter kick)

Second Quarter

IA -- T.J. Hockenson, 4-yard run (Recinos kick)
 MINN -- Emmitt Carpenter, 49-yard field goal
 IA -- Nick Easley, 21-yard pass from Nate Stanley (Recinos kick)
 MINN -- Tyler Johnson, 6-yard pass from Z. Annexstad (Carpenter kick)

Third Quarter

IA -- Miguel Recinos, 40-yard field goal
 MINN -- Seth Green, 1-yard run (Carpenter kick)
 IA -- Noah Fant, 5-yard pass from Nate Stanley (Recinos kick)

Fourth Quarter

IA -- Miguel Recinos, 20-yard field goal
 MINN -- Rashod Bateman, 7-yard pass from Z. Annexstad (Carpenter kick)
 IA -- Mekhi Sargent, 2-yard run (Recinos kick)

Attendance: 48,199

IOWA	TEAM STATS	MINN
18	First Downs	20
40-106	Rushes-Yards	31-86
314	Passing Yards	234
23-39-1	Com-Att-Int	18-36-4
79-420	Total Offense	67-320
4-41.5	Punts-Avg.	4-37.8
1-1	Fumbles-Lost	0-0
5-45	Penalties-Yards	2-10
33:17	Possession Time	26:43

INDIVIDUAL LEADERS
RUSHING:

IOWA: Kelly-Martin 20-47; Sargent 9-33
 MINN: Ibrahim 13-62; Williams 5-28

PASSING:

IOWA: Stanley 23-39-314, 4 TD, 1 INT
 MINN: Annexstad 17-33-218, 3 TD, 3 INT;
 Green 1-2-16, 0 TD, 1 INT

RECEIVING:

IOWA: Easley 6-52; Smith 5-68;
 Fant 4-27; Smith-Marsette 3-78
 MINN: Bateman 7-65; Johnson 6-107;
 Autman-Bell 3-61

TACKLES:

IOWA: Jones 9; Colbert 8; Gervase 6
 MINN: Huff 11; Barber 10; Cashman 7

Iowa 42, Indiana 16

Oct. 13, 2018, Memorial Stadium, Bloomington, Indiana

Iowa	14	7	14	7	--	42
Indiana	3	7	6	0	--	16

GAME RECAP

Iowa QB Nate Stanley threw a career-best six touchdowns in a 42-16 win over Indiana at Memorial Stadium. Iowa's 42 points are the most scored in a game at Bloomington since a 45-9 win in 2008.

The six touchdown passes, three each half, tie Chuck Long for the second most in Iowa single-game history. Stanley, who finished the game completing 21-of-32 passes for 320 yards, completed touchdown passes to five different receivers, marking the second time in school history five different players had a receiving touchdown (1984 Freedom Bowl). Stanley, who was named the Walter Camp Football Foundation national Offensive Player of the Week and co-Big Ten Offensive Player of the Week, is the second Hawkeye quarterback to throw for five or more touchdowns in three career games (Long).

Tight ends T.J. Hockenson (nine yards) and Noah Fant (28 yards) caught first-quarter touchdowns, while WR Nick Easley (12 yards) caught a second-quarter touchdown from Stanley to give the Hawkeyes a 21-10 advantage at halftime.

It was more of the same in the second half with RB Toren Young (11 yards) and Hockenson (54 yards) registering touchdown receptions in the third period. FB Austin Kelly scored his first career touchdown on a 4-yard catch in the fourth quarter.

Iowa had two 100-yard receivers (Hockenson 4-107; Fant 4-102) for the first time since 2011 versus Pittsburgh (Keenan Davis 10-129; M. McNutt 8-112).

In addition to catching his first career touchdown, Young rushed for a game and career-best 96 yards on 19 carries.

Iowa's defense held Indiana to 67 rushing yards, its second-lowest total of the season. Iowa has held four of its six opponents to fewer than 100 yards rushing. The Hawkeyes amassed six tackles for loss, including two sacks.

FS Jake Gervase had a team-high eight tackles, matching his career high. He also had an interception, his first of the season and fifth of his career. DE Parker Hesse totaled seven tackles, including a team-best two for loss. Sophomore Geno Stone added his second interception in two weeks to go with a forced fumble and five solo tackles.

Iowa has won five of its first six games for the eighth time in Kirk Ferentz's 20 seasons.

SCORING SUMMARY
First Quarter

IA -- T.J. Hockenson, 9-yard pass from Nate Stanley (Recinos kick)
 IA -- Noah Fant, 28-yard pass from Nate Stanley (Recinos kick)

Second Quarter

IND -- Ty Fryfogle, 33-yard pass from Peyton Ramsey (Justus kick)
 IA -- Nick Easley, 12-yard pass from Nate Stanley (Recinos kick)

Third Quarter

IA -- Toren Young, 11-yard pass from Nate Stanley (Recinos kick)
 IA -- T.J. Hockenson, 54-yard pass from Nate Stanley (Recinos kick)
 IND -- Peyton Ramsey, 12-yard run (2-point conversion failed)

Fourth Quarter

IA -- Austin Kelly, 4-yard pass from Nate Stanley (Recinos kick)

Attendance: 40,512

IOWA	TEAM STATS	IND
26	First Downs	22
32-159	Rushes-Yards	25-67
320	Passing Yards	263
21-33-1	Com-Att-Int	31-42-2
65-479	Total Offense	67-330
2-44.5	Punts-Avg.	4-44.2
0-0	Fumbles-Lost	1-0
11-110	Penalties-Yards	10-99
33:10	Possession Time	26:50

INDIVIDUAL LEADERS
RUSHING:

IOWA: Young 19-96; Sargent 10-59
 IND: Scott 8-29; Walker Jr. 4-19

PASSING:

IOWA: Stanley 21-32-320, 4 TD, 1 INT
 IND: Ramsey 31-42-263, 1 TD, 2 INT

RECEIVING:

IOWA: Hockenson 4-107; Fant 4-102; Easley 4-28
 IND: Taylor 6-28; Hale 5-51; Timian 5-35; Fryfogle 4-71

TACKLES:

IOWA: Gervase 8; Welch 8; Hesse 7
 IND: Wills Jr. 6; Ball 6; Johnson 5; Burgess 5

#19/22 Iowa 23, Maryland 0

Oct. 20, 2018, Kinnick Stadium, Iowa City, Iowa

Maryland	0	0	0	0	--	0
Iowa	3	10	10	0	--	23

GAME RECAP

Iowa shutout Maryland, 23-0, on Homecoming on a blustery day at Kinnick Stadium to earn its sixth victory of the year and become bowl eligible. The Hawkeyes registered their first shutout since 2016 (Illinois). Maryland is the fourth opponent Iowa has held to a season low in points (Iowa State, Northern Iowa, Indiana, and Maryland).

All four of Iowa's offensive scoring drives were 10 plays or more, while Iowa's final score was on a fumble recovery in the end zone.

PK Miguel Recinos scored the game's first six points with field goals of 23 and 25 yards in the first and second quarter, respectively. WR Brandon Smith scored the game's only offensive touchdown – the first of his career – on a 10-yard pass from QB Nate Stanley with eight seconds remaining in the half.

Recinos kicked a third field goal (36 yards) and DE Anthony Nelson recovered the first fumble of his career in the end zone. The fumble recovery in the end zone marked the 11th straight season the Hawkeyes tallied at least one defensive score.

The Hawkeyes dominated the entire game, maintaining the ball on offense for 40:55, which is the second highest time of possession in the Kirk Ferentz era. Maryland ran 39 plays, which is the fewest by an opponent in the Ferentz era. The Hawkeyes held the Terrapins to 115 yards of total offense, the fewest ever allowed to a Big Ten opponent and the fourth fewest all-time in the Ferentz era.

With strong wind gusts throughout the game, Iowa's offense kept the ball on the ground, rushing for a season-high 224 yards. RB Ivory Kelly-Martin posted career bests in attempts (24) and rushing yards (98). RB Mekhi Sargent carried the ball 10 times for 54 yards.

Stanley completed 11-of-22 passes for 86 yards with a touchdown and one interception. Iowa's tight ends combined for six catches for 44 yards (T.J. Hockenson 3-30; Noah Fant 3-14).

For the first time in 12 seasons, Iowa was not flagged for a penalty. The last time Iowa played a contest without being penalized was versus Ohio State on Sept. 30, 2006.

Three defensive linemen accounted for Iowa's five tackles for loss: Parker Hesse (2), A.J. Epenesa (2), and Chauncey Golston. Amani Hooker, making his third consecutive start at outside linebacker, intercepted his second pass of the season.

SCORING SUMMARY**First Quarter**

IA -- Miguel Recinos, 23-yard field goal

Second Quarter

IA -- Miguel Recinos, 25-yard field goal

IA -- Brandon Smith, 12-yard pass from Nate Stanley (Recinos kick)

Third Quarter

IA -- Miguel Recinos, 36-yard field goal

IA -- Anthony Nelson, fumble recovery in end zone (Recinos kick)

Attendance: 69,250

MD	TEAM STATS	IOWA
7	First Downs	22
23-68	Rushes-Yards	52-224
47	Passing Yards	86
6-16-1	Com-Att-Int	11-24-1
39-115	Total Offense	76-310
6-34.7	Punts-Avg.	2-46.5
2-1	Fumbles-Lost	0-0
6-46	Penalties-Yards	0-0
19:05	Possession Time	40:55

INDIVIDUAL LEADERS**RUSHING:**

MD: Leake; McFarland 6-15; Johnson 4-15

IOWA: Kelly-Martin 24-98; Sargent 10-54

PASSING:

MD: Hill 6-15-47, 0 TD, 1 INT; Pigrome 0-1-0, 0 TD, 0 INT

IOWA: Stanley 11-22-86; 1 TD, 1 INT

RECEIVING:

MD: Johnson 2-2; Jones 1-17; Davenport 1-12

IOWA: Hockenson 3-30; Fant 3-14; Easley 2-27

TACKLES:

MD: Watson 15; Davies 14; Mclean 7; Aniebonam 7; Cowart 7

IOWA: Gervase 6; Welch 5; Hesse 5

#17/16 Penn State 30, #18/18 Iowa 24

Oct. 27, 2018, Beaver Stadium, University Park, Pennsylvania

Iowa	12	5	0	7	--	24
Penn State	7	10	10	3	--	30

GAME RECAP

No. 17 Penn State rallied from an early 12-0 deficit to upend the visiting No. 18 Iowa Hawkeyes, 30-24, on a cold and wet afternoon at Beaver Stadium. The loss was Iowa's fifth straight to the Nittany Lions.

The Hawkeyes jumped out to a 12-0 lead on three special teams plays -- a safety off a blocked punt, field goal, and a TD pass in fake field goal formation. The safety was scored after Dominique Dafney blocked a Penn State punt out of the end zone. After a Miguel Recinos' 27-yard field goal, punter Colten Rastetter connected with DT Sam Brincks -- his first career score -- for a 10-yard TD in fake field goal formation.

Leading 12-7 after the first period, the Hawkeyes registered their second safety of the first half when Penn State snapped the ball over the punter and out of the end zone. Iowa collected two defensive safeties in the same game for the first time in the Kirk Ferentz era and became the first team to accomplish the feat in a Big Ten game in 10 years (Wisconsin, 2008).

The Nittany Lions evened the score on a QB Tommy Stevens 3-yard run one play after QB Nate Stanley was intercepted inside Iowa territory. Both teams exchanged field goals later in the second quarter, including a career-long 49-yarder by Recinos. The score was tied, 17-17, at halftime.

The home team scored the only points of the third quarter on a QB Trace McSorley 51-yard run and a Jake Pinegar 49-yard field goal. Iowa closed to within 27-24 after safety Geno Stone returned an interception 24 yards for a TD with 10 minutes left in the fourth quarter. It marked the 11th straight season that Iowa returned an interception for a touchdown.

Pinegar kicked his third field goal of the game -- all over 40 yards -- to put the Nittany Lions in front, 30-24, with 8:24 left remaining in regulation. Later in the quarter, Iowa drove to the Penn State 3-yard line, however Penn State intercepted Stanley to prevent the go-ahead touchdown.

RB Mekhi Sargent rushed for a game-best 91 yards on 16 carries, both personal bests. TE Noah Fant caught five passes for 56 yards in the fourth quarter. Stanley completed 18-of-49 passes for 205 yards and had two interceptions.

Defensively, Iowa forced two turnovers (one fumble, one interception) and had five tackles for loss, including three sacks. LB Amani Hooker and DT Matt Nelson paced the Hawkeyes with six tackles each.

SCORING SUMMARY**First Quarter**

IA -- Team safety

IA -- Miguel Recinos, 27-yard field goal

IA -- Sam Brincks, 10-yard pass from Colten Rastetter (Recinos kick)

PSU -- Pat Freiermuth, 18-yard pass from Tracy McSorley (Pinegar kick)

Second Quarter

IA -- Team safety

PSU -- Tommy Stevens, 3-yard rush (Pinegar kick)

IA -- Miguel Recinos, 49-yard field goal

PSU -- Jake Pinegar, 45-yard field goal

Third Quarter

PSU -- Trace McSorley, 51-yard rush (Pinegar kick)

PSU -- Jake Pinegar, 49-yard field goal

Fourth Quarter

IA -- Geno Stone, 24-yard interception return (Recinos kick)

PSU -- Jake Pinegar, 44-yard field goal

Attendance: 105,244

IOWA	TEAM STATS	PSU
23	First Downs	16
8-135	Rushes-Yards	35-118
215	Passing Yards	194
19-50-2	Com-Att-Int	13-29-1
88-350	Total Offense	64-312
7-37.0	Punts-Avg.	6-34.8
3-0	Fumbles-Lost	1-1
6-25	Penalties-Yards	6-47
35:18	Possession Time	24:42

INDIVIDUAL LEADERS**RUSHING:**

IOWA: Sargent 16-91; Young 7-18

PSU: McSorley 12-63; Sanders 17-62

PASSING:

IOWA: Stanley 18-49-205, 0 TD, 2 INT

PSU: McSorley 11-25-167, 1 TD, 1 INT;

Stevens 2-4, 0 TD, 0 INT

RECEIVING:

IOWA: Fant 5-56; Smith 4-42; Easley 4-25

PSU: Hamier 5-96; Thompsons 5-59;

Dotson 2-21

TACKLES:

IOWA: Hooker 6; Matt Nelson 6

PSU: Gross-Matos 9; Parsons 7

Purdue 38, No. 19/18 Iowa 36
 Nov. 3, 2018, Ross-Ade Stadium, West Lafayette, Indiana

Iowa	7	10	6	13	--	36
Purdue	14	7	14	3	--	38

Northwestern 14, #21 Iowa 10
 Nov. 10, 2018, Kinnick Stadium, Iowa City, Iowa

Northwestern	0	0	7	7	--	14
Iowa	0	3	7	0	--	10

GAME RECAP

Purdue kicked a 25-yard field goal with eight seconds remaining to earn a 38-36 win over the visiting nationally-ranked Iowa Hawkeyes at Ross-Ade Stadium. The victory was Purdue's third over a top-25 team at home this season and snapped Iowa's four-game win streak over the Boilermakers in West Lafayette.

Iowa rushed for four touchdowns and threw for one, while Purdue threw four touchdowns and rushed for one.

Purdue led 14-7 after the first quarter, scoring on a 36-yard TD pass and a 1-yard rush. RB Ivory Kelly-Martin crossed the goal line on a 2-yard run for the Hawkeyes.

Miguel Recinos converted his 10th straight field goal (34 yards) to close within 14-10. Both teams traded touchdowns to give Purdue a 21-17 edge at halftime.

The Boilermakers extended their advantage to 28-17 on their first play from scrimmage in the third quarter, an 82-yard pass to WR Terry Wright. Iowa responded when QB Nate Stanley completed his only TD pass of the game – a 4-yard pass to TE T.J. Hockenson – on a fourth down play.

Purdue answered Iowa's touchdown with Wright's third score of the game, this time from three yards out, to give Purdue a 35-23 cushion.

RB Mekhi Sargent scored back-to-back 1-yard touchdowns early in the fourth quarter, giving the Hawkeyes their first lead of the game with 10:19 left. The teams then traded punts before Purdue drove 43 yards on its final drive for the game-winning field goal.

Stanley completed 21-of-32 passes for 275 yards and one touchdown. His second half totals included 14-of-17 attempts for 172 yards. RB Toren Young rushed nine times for a game-high 45 yards, while Sargent and Kelly-Martin each rushed 10 times for 39 yards and combined for three scores. Hockenson and Sargent combined for eight receptions for 72 yards and one touchdown. TE Noah Fant had three catches for a team-best 85 yards, including a 65-yard catch and run, which is Iowa's longest play from scrimmage this year.

Iowa's defense forced two turnovers and amassed six tackles-for-loss, but allowed 434 yards of total offense. Purdue QB David Blough completed 23-of-32 passes for 333 yards and four touchdowns. FS Jake Gervase, who notched a game-best 10 tackles, and OLB Amani Hooker were responsible for Blough's two second-half interceptions.

SCORING SUMMARY
First Quarter

PUR -- Isaac Zico 36-yard pass from David Blough (Evans kick)

IA -- Ivory Kelly-Martin, 2-yard run (Recinos kick)

PUR -- Markell Jones, 1 yard run (Evans kick)

Second Quarter

IA -- Miguel Recinos, 34 yard field goal

PUR -- Terry Wright, 41 yard pass from David Blough (Evans kick)

IA -- Nate Stanley, 1-yard run (Recinos kick)

Third Quarter

PUR -- Terry Wright 82-yard pass from David Blough (Evans kick)

IA -- T.J. Hockenson, 4-yard pass from N. Stanley (2-point conversion failed)

PUR -- Terry Wright, 3-yard pass from David Blough (Evans kick)

Fourth Quarter

IA -- Mekhi Sargent, 1-yard run (Recinos kick)

IA -- Mekhi Sargent, 1-yard run (2-point conversion failed)

PUR -- Spencer Evans, 25-yard field goal

Attendance: 60,716

IOWA	TEAM STATS	PUR
22	First Downs	21
37-118	Rushes-Yards	31-101
275	Passing Yards	333
21-32-0	Com-Att-Int	23-32-2
69-393	Total Offense	63-434
5-35.0	Punts-Avg.	3-54.3
1-1	Fumbles-Lost	2-0
8-75	Penalties-Yards	6-60
33:57	Possession Time	26:03

INDIVIDUAL LEADERS
RUSHING:

IOWA: Young 9-45; Kelly-Martin 10-39;
Sargent 10-39

PUR: Jones 14-40; Knox 9-34; Blough 7-28

PASSING:

IOWA: Stanley 21-32-275, 1 TD, 0 INT

PUR: Blough 23-32-333, 4 TD, 2 INT

RECEIVING:

IOWA: Hockenson 4-39; Sargent 4-33;
Fant 3-85

PUR: Wright 5-146; Moore 6-31

TACKLES:

IOWA: Gervase 10; Stone 7; Hooker 5

PUR: Mosley 10; Bailey 8;
Thieneman 6; Major 6

GAME RECAP

Northwestern clinched the Big Ten West Division as a result of a 14-10 victory over 21st-ranked Iowa inside Kinnick Stadium.

Trailing 14-10, Iowa had two chances to drive the field late in the fourth quarter, but lost fumbles on its final two rushes of the game. Iowa running backs had gone 490 carries without losing a fumble prior to the two lost fumbles in the final 4:26.

The Hawkeyes took a 3-0 advantage into the locker room at halftime by virtue of a 46-yard field goal by Miguel Recinos. The Hawkeye senior had his consecutive field goals made streak end at 11 when he misfired on a 38-yard attempt in the third quarter.

The Wildcats scored the game's first touchdown on their second possession of the second half on an Isaiah Bowser 32-yard run. Later in the third period, Iowa reclaimed a 10-7 advantage on a WR Ihmir Smith-Marsette 28-yard touchdown pass from QB Nate Stanley. That possession followed safety Jake Gervase's third interception of the season in Northwestern territory.

The visitors scored the final points of the game on their first possession of the fourth quarter, a 32-yard pass from QB Clayton Thorson to WR Bennett Skowronek.

Northwestern rushed 46 times for 184 yards compared to 64 yards on 22 attempts for the Hawkeyes. Bowser totaled a game-best 165 yards rushing on 31 attempts.

Stanley completed 27-of-41 passes for 269 yards and one touchdown. Smith-Marsette paced Iowa's offense amassing a team-best 198 all-purpose yards (100 kickoff return; 90 receiving; 8 rushing). WR Nick Easley caught a game-best eight balls for 53 yards.

In addition to the interception, Gervase led the Hawkeye defense with 10 tackles. DB Matt Hankins (8) and LB Djimon Colbert (7) matched career bests in tackles, and safety Geno Stone added his team-leading fourth interception of the season.

SCORING SUMMARY
Second Quarter

IA -- Miguel Recinos, 46-yard field goal

Third Quarter

NW -- Isaiah Bowser, 34-yard run (Collins kick)

IA -- Ihmir Smith-Marsette, 28-yard pass from Nate Stanley (Recinos kick)

Fourth Quarter

NW -- Bennett Skowronek, 32-yard pass from Clayton Thorson (Collins kick)

Attendance: 66,493

NW	TEAM STATS	IOWA
19	First Downs	16
46-184	Rushes-Yards	22-64
122	Passing Yards	269
15-30-1	Com-Att-Int	27-41-0
306	Total Offense	63-333
7-40.4	Punts-Avg.	7-34.9
0-0	Fumbles-Lost	2-2
5-40	Penalties-Yards	3-35
31:06	Possession Time	28:54

INDIVIDUAL LEADERS
RUSHING:

NW: Bowser 31-165; Hanaoka 2-18

IOWA: Sargent 10-27; Young 3-14

PASSING:

NW: Thorson 15-30-122, 1 TD, 2 INT

IOWA: Stanley 27-41-269, 1 TD, 0 INT

RECEIVING:

NW: Green 5-30; Skowronek 3-45; Bowser 3-33

IOWA: Easley 8-53; Hockenson 7-89; Smith-Marsette 4-90

TACKLES:

NW: Whillock 9; Fisher 8; Gallagher 7; Pace 7

IOWA: Gervase 10; Hankins 8; Colbert 7; Hockaday 7

Iowa 63, Illinois 0

Nov. 17, 2018, Memorial Stadium, Champaign, Illinois

Iowa	7	28	14	14	--	63
Illinois	0	0	0	0	--	0

GAME RECAP

Iowa exploded for nine touchdowns, winning its fifth straight game against Illinois, in a 63-0 shutout at Memorial Stadium in Champaign, Illinois. The 63-point win is Iowa's largest margin of victory in the series history, ties for the 12th-largest in program history, and matches Illinois' worst defeat in program history.

Iowa, who snapped a three-game losing streak, led 7-0 after the first quarter on a TE Noah Fant 7-yard TD reception from QB Nate Stanley.

The Hawkeyes broke the game open in the second quarter scoring 28 points, including 21 points over a span of 2:07. RB Mekhi Sargent scored his first of two touchdowns on a 3-yard run. DE A.J. Epenesa returned a fumble 19 yards for his first career score on the next play from scrimmage. On the next possession, Epenesa blocked an Illinois punt, which resulted a TE T.J. Hockenson 11-yard TD reception on the next play. Hockenson scored his second touchdown of the game later in the second period on a 37-yard pass play, Stanley's third touchdown pass of the game.

Iowa padded its lead in the second half, scoring 14 points in both the third and fourth quarters. WR Kyle Groeneweg returned a punt 61 yards for his first career touchdown, marking Iowa's first punt return for a score since Riley McCarron (55 yards) at Illinois in 2016. The 61-yard return is Iowa's longest punt or kickoff return of the season.

Iowa's final three TD's were scored on the ground by Sargent (29 yards) and two by RB Toren Young (five and 14 yards).

Sargent rushed for a career-high 121 yards on 17 attempts and became Iowa's first 100 yard rusher since Akrum Wadley at Nebraska in 2017. Stanley completed 13-of-21 passes for 178 yards and three touchdowns. The tight end connection of Fant (3-54) and Hockenson (2-48) combined for five catches, 102 yards, and three touchdowns.

Iowa's defensive unit amassed 11 tackles for loss, three interceptions, and a forced fumble. Epenesa sparked the Hawkeyes on defense totaling a career-high eight tackles, including 3.5 for loss and 1.5 sacks, one forced fumble, one fumble recovery, one pass break-up, one QB hurry, and one blocked punt. His efforts earned the sophomore Big Ten Co-Defensive Player of the Week honors.

Kirk Ferentz became the fifth coach in conference history to win 150 games as a member of the Big Ten Conference.

SCORING SUMMARY**First Quarter**

IA -- Noah Fant, 9-yard pass from Nate Stanley (Recinos kick)

Second Quarter

IA -- Mekhi Sargent, 3-yard run (Recinos kick)

IA -- A.J. Epenesa, 19-yard fumble return (Recinos Kick)

IA -- T.J. Hockenson, 11-yard pass from Nate Stanley (Recinos kick)

IA -- T.J. Hockenson, 37-yard pass from Nate Stanley (Recinos kick)

Third Quarter

IA -- Kyle Groeneweg, 61-yard punt return (Recinos kick)

IA -- Toren Young, 5-yard run (Recinos kick)

Fourth Quarter

IA -- Mekhi Sargent, 29-yard run (Recinos kick)

IA -- Toren Young, 14-yard run (Shudak kick)

Attendance: 33,313

IOWA	TEAM STATS	ILL
20	First Downs	11
37-203	Rushes-Yards	43-134
197	Passing Yards	82
14-23-1	Com-Att-Int	12-30-3
60-400	Total Offense	73-216
5-38.2	Punts-Avg.	9-39.9
1-0	Fumbles-Lost	1-1
1-15	Penalties-Yards	7-78
28:43	Possession Time	31:17

INDIVIDUAL LEADERS**RUSHING:**

IOWA: Sargent 17-121; Young 14-67

ILL: Bonner 21-111; Norwood 4-30

PASSING:

IOWA: Stanley 13-21-178, 3 TD, 1 INT; Mansell 1-2-19, 0 TD, 0 INT

ILL: Bush 12-28-82, 0 TD, 2 INT; Rivers 0-2-0, 0 TD, 1 INT

RECEIVING:

IOWA: Fant 3-54; Smith 3-39; Hockenson 2-48

ILL: Smalling 3-27; Mays 3-24

TACKLES:

IOWA: Gervase 8; Epenesa 8; Hesse 5; Colbert 5; Welch 5

ILL: Hansen 10; Oliver 7; Phillips 7; Roundtree 6

Iowa 31, Nebraska 28

Nov. 23, 2018, Kinnick Stadium, Iowa City, Iowa

Nebraska	7	6	0	15	--	28
Iowa	7	14	7	3	--	31

GAME RECAP

Senior Miguel Recinos kicked a game-winning 41-yard field goal as time expired to lift Iowa to a 31-28 victory over Nebraska and maintain possession of the Hy-Vee Heroes Trophy for the fourth straight year.

Iowa rushed for a season-best 266 yards on 45 attempts with RB Mekhi Sargent leading the ground attack with a personal-best 173 yards and one touchdown on the ground. Sargent, who surpassed 100 rushing yards for the second straight game, amassed a game-high 177 all-purpose yards, adding four yards and one touchdown on three catches.

The Hawkeyes scored touchdowns on three of their four possessions in the first half. WR Brandon Smith caught a 12-yard TD pass from QB Nate Stanley in the first quarter, while RB Toren Young (four yards) and Sargent (15 yards) scored rushing touchdowns in the second quarter.

Iowa led 21-13 at halftime after Nebraska kicker Barret Pickering converted a 46-yard field goal as time expired.

Sargent scored his second touchdown of the day in the third quarter on a 5-yard pass from Stanley to extend Iowa's advantage to 28-13.

The visitors answered with two touchdown drives in the fourth period to even the score, 28-28, with 3:22 remaining in the game after QB Adrian Martinez found WR Kade Warner in the back of the end zone on the tying two-point conversion.

Iowa then drove 41 yards in nine plays for the game-winning field goal following a 27-yard kickoff return by Ihmir Smith-Marsette. TE T.J. Hockenson caught his game-best fifth pass for a 10-yard gain on a crucial fourth-and-eight play to advance Iowa into field goal range for the winning kick. Sargent rushed for 31 of the 41 yards on the drive.

Stanley completed 16-of-27 passes for 152 yards and two touchdowns. The junior, who engineered the third game-winning drive of his career, became the ninth Iowa QB to throw for more than 5,000 passing yards on a 25-yard pass completion to Hockenson in the first quarter.

Defensively, Iowa was credited with three sacks, raising its season total to 34, its highest single-season total since recording 34 sacks in 2003. DE Anthony Nelson had a personal-high eight tackles, including two sacks. CB Matt Hankins registered a career-best 10 tackles. CB Michael Ojemudia intercepted Martinez in the fourth quarter, marking Iowa's 18th takeaway in the second half this season, most in FBS.

SCORING SUMMARY**First Quarter**

IA -- Brandon Smith, 12-yard pass from Nate Stanley (Recinos kick)

NEB -- Jack Stoll, 4-yard pass from Adrian Martinez (Pickering kick)

Second Quarter

IA -- Toren Young, 4-yard run (Recinos kick)

NEB -- Barret Pickering, 27-yard field goal

IA -- Mekhi Sargent, 15-yard run (Recinos kick)

NEB -- Barret Pickering, 46-yard field goal

Third Quarter

IA -- Mekhi Sargent, 5-yard pass from Nate Stanley (Recinos kick)

Fourth Quarter

NEB -- Maurice Washington, 28-yard pass from A. Martinez (Pickering kick)

NEB -- Adrian Martinez, 3-yard run (2-pt conversion pass complete)

IA -- Miguel Recinos, 41-yard field goal

Attendance: 65,299

NEB	TEAM STATS	IOWA
24	First Downs	25
33-140	Rushes-Yards	45-266
260	Passing Yards	153
26-38-1	Com-Att-Int	17-28-0
71-400	Total Offense	73-419
3-38.3	Punts-Avg.	2-36.5
0-0	Fumbles-Lost	0-0
3-35	Penalties-Yards	2-20
25:19	Possession Time	34:41

INDIVIDUAL LEADERS**RUSHING:**

NEB: Martinez 17-76; Ozigbo 10-50

IOWA: Sargent 26-173; Young 18-83

PASSING:

NEB: Martinez 26-38-260, 2 TD, 1 INT

IOWA: Stanley 16-27-152, 2 TD, 0 INT

RECEIVING:

NEB: Washington 7-102; Morgan 7-81; Stoll 4-37

IOWA: Hockenson 5-54; Easley 4-29; Sargent 3-4

TACKLES:

NEB: Barry 11; Young 10; Ferguson 9

IOWA: Hankins 10; Gervase 10; Anthony Nelson 8

NOTE: 2019 Outback Bowl summary appears on p. 166.



August 29

South Dakota State at Minnesota

August 30

Tulsa at Michigan State
Massachusetts at Rutgers
Wisconsin at South Florida

August 31

Miami, Ohio at Iowa

Akron at Illinois
Ball State vs. Indiana
(Indianapolis)
Howard at Maryland
Middle Tennessee St. at Michigan
South Alabama at Nebraska
Northwestern at Stanford
Florida Atlantic at Ohio State
Idaho at Penn State
Purdue at Nevada

September 7

Rutgers at Iowa

Illinois at Connecticut
Eastern Illinois at Indiana
Syracuse at Maryland
Army at Michigan
W. Michigan at Michigan State
Minnesota at Fresno State
Nebraska at Colorado
Cincinnati at Ohio State
Buffalo at Penn State
Vanderbilt at Purdue
Central Michigan at Wisconsin

September 14

Iowa at Iowa State

Eastern Michigan at Illinois
Ohio State at Indiana
Maryland at Temple
Arizona State at Michigan State
Georgia Southern at Minnesota
Northern Illinois at Nebraska
UNLV at Northwestern
Pittsburgh at Penn State
TCU at Purdue

September 21

Connecticut at Indiana
Nebraska at Illinois
Michigan at Wisconsin
Michigan State at Northwestern
Miami, Ohio at Ohio State
Boston College at Rutgers

September 27

Penn State at Maryland

September 28

Middle Tennessee St. at Iowa

Indiana at Michigan State
Rutgers at Michigan
Minnesota at Purdue
Ohio State at Nebraska
Northwestern at Wisconsin

October 5

Iowa at Michigan

Illinois at Minnesota
Maryland at Rutgers
Michigan State at Ohio State
Northwestern at Nebraska
Purdue at Penn State
Kent State at Wisconsin

October 12

Penn State at Iowa

Michigan at Illinois
Rutgers at Indiana
Maryland at Purdue
Michigan State at Wisconsin
Nebraska at Minnesota

October 18

Ohio State at Northwestern

October 19

Purdue at Iowa

Wisconsin at Illinois
Indiana at Maryland
Michigan at Penn State
Wisconsin at Illinois
Minnesota at Rutgers

October 26

Iowa at Northwestern

Illinois at Purdue
Indiana at Nebraska
Maryland at Minnesota
Notre Dame at Michigan
Penn State at Michigan State
Liberty at Rutgers
Wisconsin at Ohio State

November 2

Rutgers at Illinois
Northwestern at Indiana
Michigan at Maryland
Nebraska at Purdue

November 9

Iowa at Wisconsin

Illinois at Michigan State
Maryland at Ohio State
Penn State at Minnesota
Nebraska at Purdue
Purdue at Northwestern

November 16

Minnesota at Iowa

Indiana at Penn State
Michigan State at Michigan
Wisconsin at Nebraska
Massachusetts at Northwestern
Ohio State at Rutgers

November 23

Illinois at Iowa

Michigan at Indiana
Michigan State at Rutgers
Nebraska at Maryland
Minnesota at Northwestern
Penn State at Ohio State
Purdue at Wisconsin

November 29

Iowa at Nebraska

November 30

Northwestern at Illinois
Indiana at Purdue
Maryland at Michigan State
Ohio State at Michigan
Rutgers at Penn State
Wisconsin at Minnesota

December 7

Big Ten Championship Game
(Indianapolis)

Hawkeye Huddles

The National I-Club hosts free, pre-game receptions prior to all away football games and prior to any Bowl game. The Hawkeye Huddles are open to all Hawkeye fans and include cash refreshments, snacks, door prizes, Herky, and the Iowa Cheerleaders. The Huddles usually begin three hours prior to kick-off and last for two hours, with the exception of the Iowa State and Northwestern huddles which will be held on Friday. For more details on our huddles and other Hawkeye events visit jointheiclub.com.

September 14 - Iowa State

Huddle Date & Time: Friday, September 13 from 4:30-6:30 p.m. (CT)

Game Time: 3 p.m.

Location: The Hall - 111 South 11th Street, West Des Moines, IA

October 5 - Michigan

Huddle Date & Time: Saturday, October 5 from 8-10 a.m. (CT)

Game Time: 11 a.m. (CT)

Location: Ferry Field

October 26 - Northwestern

Huddle Date & Time: Friday, October 25 - Time: TBA

Game Time: 11 a.m.

Location: TBA

November 9 - Wisconsin

Huddle Date & Time: Saturday, November 9 - Time: TBA

Game Time: TBA

Location: Union South - 1308 West Dayton Street, Madison, Wisconsin

November 29 - Nebraska

Huddle Date & Time: Friday, November 29 - Time: TBA

Game Time: 1:30 p.m.

Location: Embassy Suites - Downtown Lincoln - 1040 P Street, Lincoln, NE

Iowa

Football Contacts: _____ Steve Roe/Matt Weitzel
 E-mail: _____ steven-roe@uiowa.edu
 _____ matthew-weitzel@uiowa.edu
 Web Site: _____ hawkeyesports.com
 Office Phone: _____ (319) 335-9411
 Roe Cell Phone: _____ (319) 430-6346
 Weitzel Cell Phone: _____ (319) 430-8176
 Press Row Phone: _____ (319) 335-9466
 Home Game Credentials: _____ hawkeyesports.com/media

Illinois

Football Contact: _____ Kent Brown
 Secondary Contact: _____ Derek Neal
 E-mail: _____ kwbrown3@illinois.edu
 _____ drneal@illinois.edu
 Web Site: _____ fightingillini.com
 Office Phone: _____ (217) 244-6533
 Brown Cell Phone: _____ (217) 493-9795
 Press Row Phone: _____ (217) 333-1227

Iowa State

Football Contact: _____ Mike Green
 Secondary Contact: _____ Matt Shultz
 E-mail: _____ mgreen@iastate.edu
 _____ mshultz@iastate.edu
 Web Site: _____ cyclones.com
 Office Phone: _____ (515) 294-3372
 Green Cell Phone: _____ (515) 460-5804
 Press Row Phone: _____ (515) 294-8443
 Home Game Credentials: _____ cyclones.com/sb_output.aspx?form=36

Miami

Football Contact: _____ Dave Meyer
 Secondary Contact: _____ Mike Roth
 E-mail: _____ meyerd@miamioh.edu
 _____ rothmb@miamioh.edu
 Web Site: _____ MiamiRedHawks.com
 Office Phone: _____ (513) 529-4329
 Meyer Cell Phone: _____ (419) 265-0284
 Press Row Phone: _____ (513) 529-7261

Michigan

Football Contact: _____ Dave Ablauf
 Secondary Contact: _____ Chad Shepard
 E-mail: _____ dablauf@umich.edu
 _____ shepchad@umich.edu
 Web Site: _____ mgoblue.com
 Office Phone: _____ (734) 764-6456
 Ablauf Cell Phone: _____ (734) 323-2281
 Press Row Phone: _____ (734) 615-9568
 Home Game Credentials: _____ mgoblue.com/media

Middle Tennessee State

Football Contact: _____ Mark Owens
 Secondary Contact: _____ Tony Stinnett
 E-mail: _____ owens@goblueraiders.com
 _____ stinnett@goblueraiders.com
 Web Site: _____ goblueraiders.com
 Office Phone: _____ (615) 898-5057
 Owens Cell Phone: _____ (615) 631-9520

Minnesota

Football Contact: _____ Paul Rovnak
 Secondary Contact: _____ Ryan Tibbitts
 E-mail: _____ psrovnak@umn.edu
 _____ rtibbitts@umn.edu
 Web Site: _____ www.gophersports.com
 Office Phone: _____ (612) 625-9379
 Rovnak Cell Phone: _____ (651) 592-5741
 Press Row Phone: _____ (612) 626-6076

Nebraska

Football Contact: _____ Keith Mann
 Secondary Contact: _____ Shamus McKnight
 E-mail: _____ kmann@huskers.com
 _____ smcknight@huskers.com
 Web Site: _____ huskers.com
 Office Phone: _____ (402) 472-2263
 Mann Cell Phone: _____ (402) 540-0274
 Press Row Phone: _____ (402) 472-2279
 Home Game Credentials: _____ huskers.com/media

Northwestern

Football Contact: _____ Paul Kennedy
 Secondary Contact: _____ Kyle Kelley
 E-mail: _____ pkennedy@northwestern.edu
 _____ kyle.kelley@northwestern.edu
 Web Site: _____ NUSports.com
 Office Phone: _____ (847) 467-2028
 Kennedy Cell Phone: _____ (312) 497-5990
 Press Row Phone: _____ (847) 491-8835
 Home Game Credentials: _____ USports.com/media

Penn State

Football Contact: _____ Kris Petersen
 Secondary Contact: _____ Paul Marboe
 E-mail: _____ kap18@psu.edu
 Web Site: _____ goPSUsports.com
 Office Phone: _____ (814) 865-2497
 Petersen Cell Phone: _____ (814) 883-4581
 Press Row Phone: _____ (814) 863-1121

Purdue

Football Contact: _____ Matt Rector
 E-mail: _____ rector@purdue.edu
 Web Site: _____ purduesports.com
 Office Phone: _____ (765) 494-3196
 Cell Phone: _____ (765) 237-1330
 Press Row Phone: _____ (765) 494-9079 or 9080

Rutgers

Football Contact: _____ Hasim Phillips
 Secondary Contact: _____ Jimmy Gill
 E-mail: _____ hphillips@scarletknights.com
 _____ jgill@scarletknights.com
 Web Site: _____ scarletknights.com
 Office Phone: _____ (732) 445-6069
 Phillips Cell Phone: _____ (732) 470-9457
 Press Row Phone: _____ (732) 445-7028

Wisconsin

Football Contact: _____ Brian Lucas
 Secondary Contact: _____ Brian Mason
 E-mail: _____ bml@athletics.wisc.edu
 _____ Bm3@athletics.wisc.edu
 Web Site: _____ uwbadgers.com
 Lucas Cell Phone: _____ (608) 513-3987
 Press Row Phone: _____ (608) 262-7766
 Home Game Credentials: _____ go.wisc.edu/fbcredentials2019

Miami, Ohio

August 31 - Kinnick Stadium
 Iowa City, Iowa - FRYFest (6:30 p.m.)

School Facts

Location: Oxford, Ohio
Enrollment: 17,557
Nickname: RedHawks
Colors: Red & White
Conference (Division) : Mid-American (East)
President: Dr. Greg Crawford
Director of Athletics: David Saylor
Stadium: Yager Stadium
Capacity: 24,286
Playing Surface: FieldTurf

Coaches Information

Head Coach: Chuck Martin
Alma Mater (Year): Milikin (1990)
School Record (Years): 22-39 (6th)
Career Record (Years): 96-46 (12th)
Coaching Staff (Assignments):
 George Barnett (Assoc. Head Coach,
 Co-Offensive Coordinator, Offensive Line)
 Eric Koehler (Co-Offensive Coordinator)
 Spence Nowinsky (Co-Defensive Coordinator)
 John Hauser (Co-Defensive Coord./Cornerbacks)
 Doug Shearer (Special Teams Coordinator)
 Bill Brechin (Safeties)
 Israel Woolfork (Wide Receiver)
 EJ Whitlow (Defensive Line)
 Pat Welsh (Tight Ends/Recruiting)
 Lamar Conard (Running Backs)
 Luke Kelly (Strength & Conditioning)

Media Relations

Football Contact: Dave Meyer
E-Mail: meyerd@miamioh.edu
Office Phone: (513) 529-4329
Website: MiamiRedHawks.com
SID Mailing Address: 230 Millett Hall, Oxford,
 Ohio 43403
Radio Network: Miami Sports Network
Play-By-Play Announcer: Steve Baker
Radio Color Analyst: Terry Bridge

Series History

Iowa leads series: 4-0
At Iowa City: 3-0
At Oxford: 1-0
Current Streak: Iowa -- 4
Largest Iowa win: 44-19, 2001
Highest scoring game: Iowa, 45-21, 2016
Lowest scoring game: Iowa, 21-3, 2003

Squad Information

Offensive Formation: Multiple
Defensive Formation: Multiple
2018 Record: 6-6
Conference Record/Division Finish: 6-2/2nd
Lettermen Returning/Lost: 41/22
Starters Returning/Lost: 12/13

Rutgers University

September 7 - Kinnick Stadium
 Iowa City, Iowa (11 a.m.)

School Facts

Location: New Brunswick, New Jersey
Enrollment: 69,000
Nickname: Scarlet Knights
Color: Scarlet
Conference (Division): Big Ten (East)
President: Robert L. Barchi
Director of Athletics: Patrick Hobbs
Stadium: HighPoint.com
Capacity: 53,774
Playing Surface: FieldTurf

Coaches Information

Head Coach: Chris Ash
Alma Mater (Year): Drake University (1996)
School Record (Years): 7-29 (4th)
Career Record (Years): 7-29 (4th)
Coaching Staff (Assignments):
 Andy Buh (Defensive Coord./Linebackers)
 John McNulty (Offensive Coord./Quarterbacks)
 Vince Okruch (Special Teams Coord./Outside
 Linebackers)
 Noah Joseph (Co-Defensive Coord./Safeties)
 Corey Brown (Defensive Line)
 Nunzio Campanile (Tight Ends)
 Lester Erb (Wide Receivers)
 Pete Rossomando (Offensive Line)
 Kolby Smith (Running Backs)
 Jay Valai (Cornerbacks)
 Kenny Parker (Head Strength & Conditioning
 Coach)

Athletic Communications

Football Contact: Hasim Phillips
E-Mail: hphillips@scarletknights.com
Secondary Contact: Jimmy Gill
E-Mail: jgill@scarletknights.com
Office Phone: (732) 445-6069
Website: scarletknights.com
SID Mailing Address:
Radio Network: Rutgers IMG Sports Network
Play-By-Play Announcer: Chris Carlin
Color Analyst: Ray Lucas

Series History

Iowa leads series: 1-0
At Piscataway: 1-0
Current Streak: Iowa -- 1
Largest Iowa win: 14-7, 2016
Highest scoring game: 14-7, 2016
Lowest scoring game: 14-7, 2016

Squad Information

Offensive Formation: Multiple
Defensive Formation: 4-3
2018 Record: 1-11
Conference Record/Division Finish:
 0-9/7th in East
Lettermen Returning/Lost: 35/18
Starters Returning/Lost: 12/11

Iowa State University

Sept. 14 - Jack Trice Stadium
 Ames, Iowa - Iowa Corn Cy-Hawk Series (3 p.m.)

School Facts

Location: Ames, Iowa
Enrollment: 34,992
Nickname: Cyclones
Colors: Cardinal & Gold
Conference: Big 12
President: Dr. Wendy Wintersteen
Director of Athletics: Jamie Pollard
Stadium: Jack Trice Stadium
Capacity: 61,500
Playing Surface: Natural Grass

Coaches Information

Head Coach: Matt Campbell
Alma Mater (Year): Mount Union (2002)
School Record (Years): 19-19 (4th)
Career Record (Years): 54-34 (8th)
Coaching Staff (Assignments):
 Jon Heacock (Defensive Coordinator)
 Tom Manning (Offensive Coord./Run Game Coord.)
 Jeff Myers (Offensive Line)
 Nate Scheelhaase (Wide Receivers)
 Alex Golesh (Tight Ends/Recruiting Coordinator)
 Joel Gordon (Passing Game Coordinator)
 Tyson Veidt (Linebackers)
 Eli Rasheed (Defensive Line)
 D.K. McDonald (Safeties)
 Matt Caponi (Cornerbacks)
 Rudy Wade (Director of Strength & Conditioning)

Athletic Communications

Football Contact: Mike Green
E-Mail: mgreen@iastate.edu
Office Phone: 515-294-3372
Website: cyclones.com
SID Mailing Address: 1800 S. Fourth St.,
 Jacobson Building, Ames, IA 50011-1140
Radio Network: Cyclone Radio Network
Play-By-Play Announcer: John Walters
Color Analyst: Eric Heft

Series History

Iowa leads series: 44-22
At Iowa City: 25-14
At Ames: 19-8
Current Streak: Iowa -- 4
Largest Iowa win: 57-3, 1985
Largest Iowa State win: 31-0, 1978
Highest scoring game: ISU, 44-41 (3OT) in
 2011; Iowa, 44-41 (OT) in 2017
Lowest scoring game: ISU, 2-0 in 1906;
 UI, 2-0 in 1910

Squad Information

Offensive Formation: Spread
Defensive Formation: Multiple
2018 Record: 8-5
Conference Record/Finish: 6-3/T3rd
2018 Postseason: #12 Washington State
 (L, 26-28) in Valero Alamo Bowl
Lettermen Returning/Lost: 45-22
Starters Returning/Lost: 21-7

Middle Tennessee State

Sept. 28 - Kinnick Stadium
Iowa City, Iowa (TBA)

School Facts

Location: Murfreesboro, Tennessee
Enrollment: 22,050
Nickname: Blue Raiders
Colors: Royal Blue & White
Conference (Division): Conference USA (East)
President: Sidney McPhee
Director of Athletics: Chris Massaro
Stadium: Johnny "Red" Floyd Stadium
Capacity: 30,788
Playing Surface: Synthetic Turf

Coaches Information

Head Coach: Rick Stockstill
Alma Mater (Year): Florida State, 1982
School Record (Years): 87-78 (14th)
Career Record (Years): 87-78 (14th)
Coaching Staff (Assignments):
Tony Franklin (Offensive Coordinator/QBs)
Scott Shafer (Defensive Coordinator/Safeties)
Tommy West (Defensive Line)
Austin Silvoy (Wide Receivers)
Rick Mallory (Offensive Line)
Jeff Beckles (Running Backs)
Siriki Diabate (Linebackers)
Kenneth Gilstrap (Recruiting Coordinator/
Cornerbacks)
Mike Polly (Offensive Tackles/Run Game &
Special Teams Coordinator)
Dustin Royston (Defensive Line)
Matt Hickmann (Strength & Conditioning Coach)

Athletic Communications

Football Contact: Mark Owens
E-Mail: owens@goblueraiders.com
Secondary Contact: Tony Stinnett
E-Mail: stinnett@goblueraiders.com
Office Phone: 615-898-2968
Website: GoBlueRaiders.com
SID Mailing Address: 1672 Greenland Drive,
Murfreesboro, TN 37132
Radio Network: Blue Raider Network
(Learfield IMG College)
Play-By-Play Announcer: Chip Walters
Color Analyst: Wes Counts

Series History

This is the first meeting between the two teams.

Squad Information

Offensive Formation: Multiple
Defensive Formation: 4-3 Multiple
2018 Record: 8-6
Conference Record/Division Finish:
7-1/1st in East
Lettermen Returning/Lost: 49/21
Starters Returning/Lost: 10/13

University of Michigan

Oct. 5 - Michigan Stadium
Ann Arbor, Michigan (11 a.m. CT)

School Facts

Location: Ann Arbor, Michigan
Enrollment: 114,024
Nickname: Wolverines
Colors: Maize & Blue
Conference (Division): Big Ten (East)
President: Mark Schlissel
Director of Athletics: Warde Manuel
Stadium: Michigan Stadium
Capacity: 107,601
Playing Surface: FieldTurf

Coaches Information

Head Coach: Jim Harbaugh
Alma Mater (Year): Michigan (1986)
School Record (Years): 38-14 (5th)
Career Record (Years): 140-60-1 (16th)
Coaching Staff (Assignments):
Don Brown (Defensive Coord./Linebackers)
Josh Gattis (Offensive Coord./Wide Receivers)
Anthony Campanile (Linebackers)
Jay Harbaugh (Running Backs/Assistant Special
Teams Coordinator)
Ben McDaniels (Quarterbacks)
Sherrone Moore (Tight Ends)
Shaun Nua (Defensive Line)
Chris Partridge (Special Teams Coord./Safeties)
Ed Warinner (Offensive Line)
Michael Zordich (Cornerbacks)
Ben Herbert (Director of Strength & Conditioning)

Athletic Communications

Football Contact: David Ablauf
E-Mail: dablauf@umich.edu
Secondary Football Contact: Chad Shepard
E-Mail: shepchad@umich.edu
Office Phone: (734) 764-6456
Website: mgoblue.com
SID Mailing Address: Athletic Communications,
University of Michigan, 1000 S. State St., Ann
Arbor, MI 48109-2201
Radio Network: Michigan Sports Network
(Learfield IMG College)
Play-By-Play Announcer: Jim Brandstatter
Color Analyst: Dan Dierdorf

Series History

Iowa trails series: 15-41-4
At Iowa City: 8-16-1
At Ann Arbor: 7-25-3
Current Streak: Iowa -- 2
Largest Iowa win: 26-0, 1984
Largest Michigan win: 107-0, 1902
Highest scoring game: UM, 107-0, 1902
Lowest scoring game: Tie, 0-0 in 1929

Squad Information

Offensive Formation: Pro Spread
Defensive Formation: 4-3
2018 Record: 10-3
Conference Record/Division Finish:
8-1/T-1st in East
2018 Postseason: #10/10 Florida (L, 15-41) in
Chick-Fil-A Peach Bowl
Lettermen Returning/Lost: 74/26
Starters Returning/Lost: 19/9

Penn State University

Oct. 12 - Kinnick Stadium
Iowa City, Iowa (TBA)

School Facts

Location: University Park, Pennsylvania
Enrollment: 46,270
Nickname: Nittany Lions
Colors: Blue & White
Conference (Division): Big Ten (East)
President: Dr. Eric Barron
VP for Intercollegiate Athletics: Sandy Barbour
Stadium: Beaver Stadium
Capacity: 106,572
Playing Surface: Natural Grass

Coaches Information

Head Coach: James Franklin
Alma Mater (Year): East Stroudsburg (1995)
School Record (Years): 45-21 (6th)
Career Record (Years): 69-36 (9th)
Coaching Staff (Assignments):
Brent Pry (Defensive Coordinator/Linebackers)
Ricky Rahne (Offensive Coordinator/Quarterbacks)
Joe Lorig (Special Teams Coord./Def. Assistant)
Tim Banks (Co-Defensive Coordinator/Safeties)
Tyler Bowen (Off. Recruiting Coord./Tight Ends)
Gerard Parker (Passing Game Coord./Wide Receivers)
Matt Limegrover (Run Game Coord./Off. Line)
Ja'Juan Seider (Running Backs)
Terry M. Smith (Assistant Head Coach/Defensive
Recruiting Coordinator/Cornerbacks)
Sean Spencer (Assoc. HC/Run Game Coord./Def. Line)
Dwight Galt (Assistant AD, Performance
Enhancement)

Athletic Communications

Football Contact: Kristina Petersen
E-Mail: kap18@psu.edu
Cell Phone: 814-883-4581
Secondary Football Contacts:
Mark Brumbaugh, Paul Marboe
Website: GoPSUsports.com
SID Mailing Address: 201 Lasch Building,
University Park, PA 16802
Play-By-Play Announcer: Steve Jones
Color Analyst: Jack Ham

Series History

Iowa trails series: 12-16-0
At Iowa City: 5-9
At University Park: 7-7
Current Streak: Penn State -- 5
Largest Iowa win: 24-3, 2010
Largest Penn State win: 61-21, 1994
Highest scoring game: PSU, 61-21 in 1994
Lowest scoring game: UI, 6-4 in 2004

Squad Information

Offensive Formation: RPO
Defensive Formation: Multiple
2018 Record: 9-4
Conference Record/Division Finish:
6-3/3rd in East
2018 Postseason: #16/15/14 Kentucky
(L, 24-27) in Citrus Bowl
Lettermen Returning/Lost: 39/29
Starters Returning/Lost: 14/12

Purdue University

Oct. 19 - Kinnick Stadium

Iowa City, Iowa - Homecoming (11 a.m.)

School Facts
Location: West Lafayette, Indiana

Enrollment: 43,411

Nickname: Boilermakers

Colors: Old Gold & Black

Conference (Division): Big Ten (West)

President: Mitchell E. Daniels, Jr.

Director of Athletics: Mike Bobinski

Stadium: Ross-Ade Stadium

Capacity: 62,500

Playing Surface: Bermuda Grass

Coaches Information
Head Coach: Jeff Brohm

Alma Mater (Year): Louisville (1993)

School Record (Years): 13-13 (3rd)

Career Record (Years): 43-23 (5th)

Coaching Staff (Assignments):

Brian Brohm (Co-Offensive Coord./Quarterbacks)

Nick Holt (Co-Defensive Coord./Linebackers)

Anthony Poindexter (Co-Def. Coord./Secondary)

 JaMarcus Shephard (Co-Offensive Coordinator/
Wide Receivers)

Chris Barclay (Running Backs)

Greg Brown (Cornerbacks)

Reggie Johnson (Defensive Line)

Ryan Wallace (Tight Ends/Special Teams)

Dale Williams (Offensive Line)

Kevin Wolthausen (Special Teams/Defense)

Justin Lovett (Director of FB Strength & Conditioning)

Athletic Communications
Football Contact: Matt Rector

E-Mail: rector@purdue.edu

Office Phone: (765) 494-3202

Website: purduesports.com

SID Mailing Address: Mackey Arena, Room
2235, 900 John R. Wooden Drive, West
Lafayette, IN 47907

Radio Network: Boilermaker Sports Network

Play-By-Play Announcer: Tim Newton

Color Analyst: Pete Quinn

Series History
Iowa trails series: 38-48-3

At Iowa City: 21-20-2

At West Lafayette: 17-28-1

Current Streak: Purdue -- 2

Largest Iowa win: 56-0, 1922

Largest Purdue win: 58-13, 1980

Highest scoring game: UI, 49-35, 2016

Lowest scoring game: Tie, 0-0 in 1938

Squad Information
Offensive Formation: Multiple

Defensive Formation: Multiple

2018 Record: 6-7

Conference Record/Division Finish:

5-4/T-2nd in West

2018 Postseason: Auburn (L, 14-63) in Music
City Bowl

Lettermen Returning/Lost: 35/28

Starters Returning/Lost: 14/12

Northwestern University

Oct. 26 - Ryan Field

Evanston, Illinois (11 a.m.)

School Facts
Location: Evanston, Illinois

Enrollment: 8,367

Nickname: Wildcats

Color: Purple

Conference (Division): Big Ten (West)

President: Morton Schapiro

Director of Athletics: James J. Phillips, Ph.D.

Stadium: Ryan Field

Capacity: 47,130

Playing Surface: Natural Grass

Coaches Information
Head Coach: Pat Fitzgerald

Alma Mater (Year): Northwestern (1997)

School Record (Years): 96-70 (14th)

Career Record (Years): 96-70 (14th)

Coaching Staff (Assignments):

 Matt MacPherson (Associate Head Coach/
Defensive Backs)

Mike Hankwitz (Defensive Coordinator)

Mick McCall (Offensive Coord./Quarterbacks)

Jeff Genyk (Special Teams Coordinator)

Kurt Anderson (Offensive Line)

Lou Ayeni (Running Backs/Recruiting Coord.)

Bob Heffner (Superbacks)

Marty Long (Defensive Line)

Tim McGarigle (Linebackers)

Dennis Springer (Wide Receivers)

Jay Hooten (Director of Sports Performance-FB)

Athletic Communications
Football Contact: Paul Kennedy

E-Mail: pkennedy@northwestern.edu

Office Phone: (847) 467-2028

Website: NUsports.com

SID Mailing Address: 1501 Central Street,
Evanston, IL 60208

Radio Network: WGN Radio AM-720

Play-By-Play Announcer: Dave Eanet

Color Analyst: Ted Albrecht

Series History
Iowa leads series, 50-27-3

At Iowa City: 26-11

At Evanston: 24-16-3

Current Streak: Northwestern -- 3

Largest Iowa win: 78-6, 1913

Largest Northwestern win: 44-6, 1932

Highest scoring game: UI, 68-34 in 1968

Lowest scoring game: Tie, 0-0 in 1935

Squad Information
Offensive Formation: Spread

Defensive Formation: 4-3

2018 Record: 9-5

Conference Record/Division Finish:

8-1/1st in West

2018 Postseason: #17 Utah (W, 31-20) in San
Diego County Credit Union Holiday Bowl

Lettermen Returning/Lost: 66/23

Starters Returning/Lost: 13/11

University of Wisconsin

Nov. 9 - Camp Randall Stadium

Madison, Wisconsin (TBA)

School Facts
Location: Madison, Wisconsin

Enrollment: 44,411

Nickname: Badgers

Colors: Cardinal & White

Conference (Division): Big Ten (West)

Chancellor: Rebecca M. Blank

Director of Athletics: Barry Alvarez

Stadium: Camp Randall Stadium

Capacity: 80,321

Playing Surface: FieldTurf

Coaches Information
Head Coach: Paul Chryst

Alma Mater (Year): Wisconsin (1988)

School Record (Years): 42-12 (5th)

Career Record (Years): 61-31 (8th)

Coaching Staff (Assignments):

Joe Rudolph (Offensive Coord./Offensive Line)

Jim Leonhard (Def. Coord./Defensive Backs)

Bobby April III (Outside Linebackers)

Bob Bostad (Inside Linebackers)

Inoke Breckterfield (Defensive Line)

Jon Budmayr (Quarterbacks)

Ted Gilmore (Pass Game Coord./Wide Receivers)

Chris Haering (Special Teams Coordinator)

John Settle (Running Backs)

Mickey Turner (Tight Ends)

Ross Kolodziej (Head Strength & Conditioning)

Athletic Communications
Football Contact: Brian Lucas

E-Mail: bml@athletics.wisc.edu

Office Phone: (608) 263-5052

Website: uwbadgers.com

SID Mailing Address: 1440 Monroe St.,
Madison, WI 53711

Radio Network: Badger Sports Network

Play-By-Play Announcer: Matt Lepak

Color Analyst: Mike Lucas

Series History
Iowa trails series: 43-47-2

At Iowa City: 24-20-1

At Madison: 19-27-1

Current Streak: Wisconsin -- 3

Largest Iowa win: 41-0, 1968

Largest Wisconsin win: 44-0, 1894

Highest scoring game: UI, 45-28 in 1975

Lowest scoring game: UI, 6-0 in 1942;

UW, 6-0 in 1925

Squad Information
Offensive Formation: Multiple

Defensive Formation: 3-4

2018 Record: 8-5

Conference Record/Division Finish:

5-4/T-2nd in West

2018 Postseason: Miami (W, 35-3) in New Era
Pinstripe Bowl

Lettermen Returning/Lost: 42/18

Starters Returning/Lost: 11/11

University of Minnesota

Nov. 16 - Kinnick Stadium
Iowa City, Iowa - Family Weekend (TBA)

School Facts

Location: Minneapolis, Minnesota
Enrollment: 47,568
Nickname: Golden Gophers
Colors: Maroon & Gold
Conference (Division): Big Ten (West)
President: Joan Gabel
Director of Athletics: Mark Coyle
Stadium: TCF Bank Stadium
Capacity: 50,805
Playing Surface: FieldTurf

Coaches Information

Head Coach: P.J. Fleck
Alma Mater (Year): Northern Illinois (2004)
School Record (Years): 12-13 (3rd)
Career Record (Years): 42-35 (7th)
Coaching Staff (Assignments):
Kirk Ciarrocca (Offensive Coord./Quarterbacks)
Joe Rossi (Defensive Coord./Linebackers)
Rob Wenger (Special Teams Coordinator)
Kenni Burns (Asst. Head Coach/Running Backs)
Rod Chance (Cornerbacks)
Brian Callahan (Run Game Coord./Off. Line)
Joe Harasymiak (Defensive Backs/Safeties)
Jim Panagos (Defensive Line)
Clay Patterson (Tight Ends)
Matt Simon (Passing Game Coord./Wide Receivers)
Dan Nichol (Head Strength and Conditioning)

Athletic Communications

Football Contact: Paul Rovnak
E-Mail: psrovnak@umn.edu
Office Phone: (612) 625-9379
Website: gophersports.com
SID Mailing Address: Athletic Communications,
244 BFAB, 516 15th Ave. SE, Minneapolis, MN
55455
Radio Network: Gopher Sports Properties
(KFAN 100.3 FM)
Play-By-Play Announcer: Mike Grimm
Color Analyst: Darrell Thompson

Series History

Iowa trails series: 48-62-2
At Iowa City: 30-23-1
At Minneapolis: 18-39-1
Current Streak: Iowa -- 4
Largest Iowa win: 55-0, 2008
Largest Minnesota win: 75-0, 1903
Highest scoring game: UI, 49-42 in 1994
Lowest scoring game: UI, 6-0 in 1918

Squad Information

Offensive Formation: Multiple
Defensive Formation: 4-3
2018 Record: 7-6
Conference Record/Division Finish:
3-6/T-5th in West
Lettermen Returning/Lost: 53/20
Starters Returning/Lost: 17/8

University of Illinois

Nov. 23 - Kinnick Stadium
Iowa City, Iowa (TBA)

School Facts

Location: Urbana-Champaign, Illinois
Enrollment: 49,339
Nickname: Fighting Illini
Colors: Orange & Blue
Conference (Division): Big Ten (West)
President: Timothy L. Killeen
Chancellor: Robert J. Jones
Director of Athletics: Josh Whitman
Stadium: Memorial Stadium
Capacity: 60,670
Playing Surface: FieldTurf

Coaches Information

Head Coach: Lovie Smith
Alma Mater (Year): Tulsa (1980)
School Record (Years): 9-27 (4th)
Career Record (Years): 9-27 (4th)
Coaching Staff (Assignments):
Rod Smith (Offensive Coord./Quarterbacks)
Gill Byrd (Passing Game Coordinator/Safeties)
Bob Ligashesky (Special Teams Coordinator)
Mike Bellamy (Running Backs)
Austin Clark (Defensive Line)
Andrew Hayes-Stoker (Wide Receivers)
Keynodo Hudson (Cornerbacks)
Bob McClain (Offensive Line)
Cory Patterson (Tight Ends)
Miles Smith (Linebackers)
Lou Hernandez (Head Strength &
Conditioning Coach)

Athletic Communications

Football Contacts: Kent Brown & Derek Neal
E-Mails: kwbrown3@illinois.edu,
drneal@illinois.edu
Office Phone: (217) 333-1391
Website: FightingIllini.com
SID Mailing Address: 1700 S Fourth St.,
Champaign, IL 61820
Radio Network: Fighting Illini Sports Network
Play-By-Play Announcer: Brian Barnhart
Color Analyst: Martin O'Donnell

Series History

Iowa trails series: 34-38-2
At Iowa City: 18-18-2
At Champaign: 15-20
Neutral: 1-0
Current Streak: Iowa -- 5
Largest Iowa win: 63-0, 2018
Largest Illinois win: 80-0, 1902
Highest scoring game: UI, 54-28, 1990
Lowest scoring game: Tie, 0-0, 1936

Squad Information

Offensive Formation: Multiple
Defensive Formation: 4-3
2018 Record: 4-8
Conference Record/Division Finish:
2-7/7th in West
Lettermen Returning/Lost: 46/7
Starters Returning/Lost: 18/6

University of Nebraska

Nov. 29 - Memorial Stadium
Lincoln, Nebraska - Hy-Vee Heroes Game (1:30 p.m.)

School Facts

Location: Lincoln, Nebraska
Enrollment: 25,897
Nickname: Cornhuskers
Colors: Scarlet & Cream
Conference (Division): Big Ten (West)
Chancellor: Ronnie Green
Director of Athletics: Bill Moos
Stadium: Memorial Stadium/Tom Osborne Field
Capacity: 85,458
Playing Surface: FieldTurf

Coaches Information

Head Coach: Scott Frost
Alma Mater (Year): Nebraska (1997)
School Record (Years): 4-8 (2nd)
Career Record (Years): 23-15 (4th)
Coaching Staff (Assignments):
Erik Chinander (Defensive Coordinator)
Troy Walters (Offensive Coordinator/Receivers)
Jovan Dewitt (Outside Linebackers/Special Teams
Coordinator)
Greg Austin (Offensive Line)
Sean Beckton (Tight Ends)
Travis Fisher (Defensive Backs)
Ryan Held (Running Backs)
Barrett Ruud (Inside Linebackers)
Tony Tuioti (Defensive Line)
Mario Verduzco (Quarterbacks)
Zach Duval (Head Football Strength Coach)

Athletic Communications

Football Contacts: Keith Mann, Matt Smith
E-Mails: kmann@huskers.com,
msmith@huskers.com
Office Phone: (402) 472-2263
Website: huskers.com
SID Mailing Address: Athletic Communications,
One Memorial Stadium, P.O. Box 880123,
Lincoln, NE 68588-0123
Radio Network: IMG/Husker Sports Network
Play-By-Play Announcer: Greg Sharpe
Color Analyst: Matt Davison

Series History

Iowa trails series: 17-29-3
At Iowa City: 8-10
At Lincoln: 5-15-1
Neutral: 4-4-2
Current Streak: Iowa -- 4
Largest Iowa win: 56-14, 2017
Largest Nebraska win: 57-0, 1980
Highest scoring game: UI, 56-14, 2017
Lowest scoring game: Tie, 0-0 in 1896

Squad Information

Offensive Formation: Multiple
Defensive Formation: Multiple
2018 Record: 4-8
Conference Record/Division Finish:
3-6/T-5th in West
Lettermen Returning/Lost: 46/22
Starters Returning/Lost: 15/9

1889 - Played first intercollegiate game.

1899 - Admitted to Western Conference of Big Ten on Dec. 1. First undefeated season (8-0-1) was recorded under Coach Alden Knipe. Hawkeyes posted shutouts in every game except 5-5 tie with Chicago.

1900 - Second consecutive undefeated season highlighted by five shutouts to open the year. A 5-5 tie at Northwestern was only blemish.

1901 - Loss to Minnesota ended string of 23 games in a row without defeat.

1919 - Lester Belding became Iowa's first consensus All-American.

1921 - First unbeaten and untied team (7-0) won an outright Big Ten title under direction of Coach Howard Jones. Aubrey Devine was the consensus All-American quarterback. Recognized as national champions by at least one researcher (Parke Davis).

1922 - Another perfect season (7-0) included outright conference championship and selection of consensus All-American FB Gordon Locke.

1923 - Loss to Illinois ended string of 20 straight victories.

1939 - Dr. Eddie Anderson coached the legendary Ironmen team to 6-1-1 mark. Halfback Nile Kinnick was recipient of the Heisman, Maxwell and Walter Camp Trophies.

1955 - Guard Calvin Jones received the Outland Award and was consensus All-American for the second year in a row.

1956 - Won the Big Ten race and appeared in first Rose Bowl for Coach Forest Evashevski. Finished 9-1 in all games and beat Oregon State at Pasadena. Recognized as national champions by the College Football Researchers Association.

1957 - Consensus All-American tackle Alex Karras received the Outland Award.

1958 - Big Ten champions again and defeated California in the Rose Bowl. Recognized as national champions by the Football Writers Association and earned Grantland Rice Trophy by Look Magazine. Led the nation in total offense. Consensus All-American Randy Duncan was named the Helms Foundation Player of the Year and received Walter Camp Trophy.

1960 - Shared Big Ten title with Minnesota and compiled 8-1 record. Recognized as national champions by three different researchers (Berryman, Boand, Litkenhous), and Sagarin.

1963 - Notre Dame game was cancelled following the assassination of President Kennedy.

1964 - Some 28 Iowa and Big Ten offensive records were broken despite 3-6 season.

1968 - Set Big Ten scoring and total offense marks. Ed Podolak rushed for an Iowa-record 286 yards (17 attempts) against Northwestern.

1972 - Iowa Stadium was renamed Kinnick Stadium in honor of Iowa's Heisman Trophy winner of 1939. AstroTurf was installed.

1981 - Coach Hayden Fry's third season produced a Big Ten co-championship and Rose Bowl berth, earning Iowa's first winning season in 19 years. DE Andre Tippett and P Reggie Roby were consensus All-Americans.

1982 - Fourth straight first division Big Ten finish and a 28-22 Peach Bowl win over Tennessee.

1983 - Offense breaks 35 school records on way to 9-3 mark and third straight bowl trip (Gator) under Coach Hayden Fry.

1984 - Played in a postseason bowl game for the fourth straight year, defeating Texas 55-17 in the inaugural Freedom Bowl. Shut out Michigan for the first time since 1929 and won first game in 28 years at Purdue.

1985 - Won a school-record 10 games enroute to the Big Ten championship and played in the Rose Bowl (vs. UCLA) for the second time in five seasons. Spent five weeks ranked No. 1 in the nation. QB Chuck Long (winner of the Maxwell Trophy and Davey O'Brien Quarterback Award) and Larry Station were consensus All-Americans.

1986 - Champion of the ninth annual Holiday Bowl with a 39-38 triumph over San Diego State. A 9-3 overall mark helped Hayden Fry's Hawkeyes win at least eight games for the sixth consecutive season.

1987 - Ten victories tied the school record and included Holiday Bowl triumph over Wyoming (20-19). Six-game winning streak to end the year earned Iowa its fifth consecutive Top 20 finish.

1988 - Iowa played North Carolina State in the Peach Bowl, the school's eighth straight postseason appearance. A 6-4-3 season set an Iowa record for ties. TE Marv Cook was a consensus All-American.

1989 - A natural grass playing surface (PAT) was installed in Kinnick Stadium.

1990 - The capacity of Kinnick Stadium was expanded to 70,220. Iowa earned its third Big Ten title and Rose Bowl berth under Hayden Fry, posting an 8-4 overall record. Iowa's "Road Warriors" earned the trip to Pasadena by defeating Michigan State, Michigan and Illinois, all on the road. Hawkeyes ended season ranked 18th nationally. RB Nick Bell was named Big Ten MVP.

1991 - Iowa tied the school record of 10 wins, posting a 10-1-1 record. The only loss came at the hands of Big Ten champion Michigan as the Hawkeyes were 7-1 in league play. The Hawkeyes made their third appearance in the Holiday Bowl, which ended in a 13-13 tie with BYU. DE Leroy Smith earned consensus All-America status and was named Big Ten Defensive Player of the Year. Iowa ended the season ranked 10th nationally by both the AP and *CNN/USA Today*.

1992 - Iowa appeared in its second Kickoff Classic and hosted No. 1 Miami (FL) in first night game ever played in Kinnick Stadium. Iowa's fifth place Big Ten finish was the 13th first-division finish for Iowa in 14 seasons under Hayden Fry.

1993 - Iowa closed the regular season with four straight wins to earn an invitation to the inaugural Alamo Bowl in San Antonio, Texas. Iowa lost to California (37-3) in the bowl game and ended the season with a 6-6 record. Iowa's 21-3 win over Minnesota in the season finale not only assured the bowl invitation, but was also win No. 200 in the coaching career of Hayden Fry.

1994 - Iowa again closed the season fast, earning three wins and a tie in the last four games to post a 5-5-1 mark. The Hawkeyes fought back from injuries at the quarterback position to score 98 points in the final two games, wins over Northwestern and Minnesota. Five Iowa quarterbacks were injured during the year.

1995 - Following the trend of the past few seasons, Iowa closed fast, winning its final two games of the regular season to earn an invitation to the Sun Bowl. Iowa ended the year in fine fashion, racing past Pac-10 co-champion Washington 38-18 in the Sun Bowl and ending the year with an 8-4 record, including a 4-4 Big Ten mark. Iowa was ranked in the top 25 in the final polls by the *Associated Press*, *UPI* and *CNN/USA Today*.

1996 - Iowa posted a 9-3 record, including a 27-0 win over Texas Tech in the Builder's Square Alamo Bowl. The Hawkeyes posted a 6-2 Big Ten record, earning a tie for third place with Penn State. Iowa ended the season ranked 18th in the nation in both the AP poll and the *CNN/USA Today* coaches poll. PR Tim Dwight and DT Jared DeVries earned All-America honors and RB Sedrick Shaw rushed for over 1,000 yards for the third consecutive season.

1997 - If ever the Hawkeyes had a season that could have been, 1997 would be the year. Iowa posted a 7-5 overall record (4-4 in the Big Ten) and participated in the Norwest Sun Bowl, earning its third straight bowl invitation. But narrow road losses at national champion Michigan (28-24), Wisconsin (13-10) and Northwestern (15-14) put a damper on what could have been a great season. RB Tavian Banks, WR Tim Dwight and DT Jared DeVries earned All-America honors and Dwight led the nation in punt returns.

1998 - On Nov. 25, 1998, Hayden Fry announced his retirement as head coach after a successful 20-year career with the Hawkeyes. Fry had a record of 143-89-6 at Iowa and a 232-178-10 mark over his 37 seasons as a college head football coach.

Iowa struggled to a 3-8 record on the field, with five of the eight losses coming to teams ranked in the final top 25. Three Hawkeye losses came at the hands of teams ranked in the top six in the country.

Iowa was led on offense by three freshmen, as QB Kyle McCann led the team in passing, RB Ladell Betts led the team in rushing and WR Kahlil Hill led the team in receiving. Senior DT Jared DeVries earned consensus All-America honors.

1999 - Kirk Ferentz began a new coaching era as Iowa finished the season with a 1-10 record while facing what was regarded as the fourth strongest schedule in the nation. Three of Iowa's losses went down to the final play of the game, with the Hawkeyes allowing a score at Northwestern and failing to score from inside the 10-yardline in home losses to Indiana and Minnesota.

2000 - Iowa opened the season in the Eddie Robinson Classic against Kansas State on Aug. 26, marking the earliest date ever for an Iowa football game. The Hawkeyes, facing the sixth-strongest schedule in the nation, posted a 3-9 overall record. The Hawkeyes won their first overtime game ever, 26-23 at Penn State, in double overtime. A late season 27-17 win over Northwestern forced the Wildcats to share the Big Ten title. Iowa finished strong, winning two of final three games to set the table for the success of 2001 and 2002.

2001 - Iowa opened the season with three straight wins and ended the season winning three of its final four games, including a 19-16 victory over Texas Tech in the Alamo Bowl. The Hawkeyes posted an overall 7-5 record and tied for fourth in the Big Ten with a 4-4 mark. All five of Iowa's setbacks came by less than 10 points. Iowa led the Big Ten in scoring (32.6) as Coach Kirk Ferentz led Iowa to a bowl win in just his third season.

2002 - Iowa posted a perfect 8-0 record in Big Ten play to earn a share of the conference title with Ohio State. After a 3-1 start in non-conference play, the Hawkeyes began league play with a 42-35 overtime win at Penn State and went on to earn the league title in Coach Kirk Ferentz' fourth year. Iowa posted a final mark of 11-2 after a loss to Southern California in the 2003 Orange Bowl in Miami. Iowa earned its first-ever Bowl Championship Series invitation.

Ferentz earned Big Ten and national Coach of the Year honors, while 11 Hawkeyes were named first team all-Big Ten. QB Brad Banks placed second in the voting for the Heisman Trophy and was the Big Ten Conference MVP. Banks was also the Associated Press Player of the Year and earned the Davey O'Brien Award as the top quarterback in the nation. OL Eric Steinbach was the Big Ten Lineman of the year, while TE Dallas Clark earned the John Mackey Award and PK Nate Kaeding earned the Lou Groza award.

Iowa averaged over 37 points a game in leading the Big Ten in scoring for the second straight season, while the Hawkeye defense ranked fifth in the nation against the run.

2003 - For the first time in school history, Iowa won 10 or more games in consecutive seasons after posting a 10-3 mark in 2003, putting an exclamation mark on the season with a 37-17 win over Florida in the 2004 Outback Bowl.

Iowa's 21 wins over the past two seasons are the most ever for Iowa football in a two-year period. The Hawkeyes finished the season ranked eighth in the final polls, the first back-to-back top 10 finishes for Iowa football since the 1950's. Coupled with the 2003 Orange Bowl, Iowa also has played in January bowl games in consecutive seasons for the first time in the history of the program.

The Hawkeyes opened the season with four straight wins in non-conference play. After a loss at Michigan State, Iowa returned home for a 30-27 win over Michigan, handing the Wolverines their only loss in Big Ten play. After a loss at Purdue in early November, Iowa closed the regular season with wins over Minnesota and Wisconsin. The bowl win over Florida gave the Hawkeyes three straight wins over ranked opponents.

Offensive tackle Robert Gallery was named a consensus All-American and became Iowa's third Outland Trophy winner as the nation's top interior lineman. PK Nate Kaeding was also a first team All-American for the second straight season, becoming Iowa's all-time scoring leader while setting 14 school records during his career.

2004 - Winning its last eight games of the season, Iowa posted a 10-2 record, sharing the Big Ten Conference title for the second time in three seasons. The Hawkeyes defeated Wisconsin in Kinnick Stadium on the final day of the regular season to earn the title share with Michigan.

Playing in its third straight January bowl game, Iowa scored a thrilling 30-25 win over defending national champion LSU in the 2005 Capital One Bowl. The Hawkeyes scored the winning touchdown on a 56-yard pass from QB Drew Tate to senior WR Warren Holloway on the final play of the game.

Iowa started the season with a 2-2 mark before making its championship run. The win over Wisconsin increased Iowa's winning streak to 18 straight home games and 13 straight conference games, both school records.

Tate, DE Matt Roth, LB Chad Greenway and LB Abdul Hodge were named first team All-Big Ten, while Coach Kirk Ferentz was named Big Ten Conference Coach of the Year for the second time in three seasons.

2005 - Iowa finished the 2005 season with a 7-5 record and in a third place tie in the Big Ten standings. A pair of heartbreaking, last minute losses to Michigan and Northwestern is all that separated Iowa from at least a piece of its third league title in four years. The Hawkeyes' success earned them their second Outback Bowl appearance in three years.

Despite a year of triumphs and disappointments, Iowa finished the year as one of only four teams in the nation to have played in January bowl games the last four years.

LB Chad Greenway, DB Jovon Johnson and DE Kenny Iwebema were named All-Big Ten first team, while LB Abdul Hodge, RB Albert Young and PK Kyle Schlicher earned second team accolades.

2006 - Iowa started the season winning five of its first six games and becoming a fixture in the nation's top 20. The second half of the season was just the opposite as injuries took their toll and the Hawkeyes dropped five of their final six regular season contests.

But, Iowa did well enough to get invited to its sixth straight bowl game and came excruciatingly close to an upset of the defending national champion Texas Longhorns in the Alamo Bowl, before succumbing (26-24). The game was played before the biggest sports crowd ever to witness a sporting event in the Alamodome.

OL Mike Jones was named to the coaches first All-Big Ten team. OL Marshal Yanda, LB Mike Klinkenborg, TE Scott Chandler and DB Marcus Paschal were second team choices.

Iowa was the only team in the country to have three players (OL Mike Elgin, DB Adam Shada and LB Mike Klinkenborg) represented on the first academic All-America team.

2007 - Iowa finished the season with a 6-6 overall record. Iowa finished tied for fifth in the Big Ten with a 4-4 mark. After starting the season with a 2-4 record, Iowa won four of its last six and just missed being selected for a bowl game. The Hawkeyes were bowl eligible for the seventh straight season and finished in the Big Ten's upper division for the sixth time in seven years. Iowa broke the school record for fewest turnovers in a season (13).

DT Mitch King earned first team All-Big Ten accolades by the coaches and second team honors by the media. CB Charles Godfrey was recognized on the second team by the coaches and was an honorable mention honoree by the media.

Iowa's offense isn't making any excuses, but... at least 11 players who appeared on the spring, or early fall, two-deep are either off the roster or were injured for a significant amount of time. The Iowa offense could have looked much different with some of the following names on the two-deep: WR Andy Brodell, OL Dace Richardson, OL Rob Bruggeman, OL Bryan Bulaga, OL Alex Kanellis, TE Tony Moeaki, WR Colin Sandeman, WR Dominique Douglas, WR Anthony Bowman, WR Trey Stross and RB Shonn Greene.

2008 - Led by a great group of 15 seniors, Iowa won five of its last six games and earned a spot in the prestigious Jan. 1 Outback Bowl against South Carolina, winning 31-10.

The 2008 Hawkeyes finished the season with a 9-4 record and were ranked 20th in both final major polls. The Outback Bowl champions became the fourth Iowa team in the last seven years to win at least nine games. The Hawkeyes also played in a January bowl game for the fifth time in seven years.

Along the way, running back Shonn Greene broke seven school records and three school individual bowl records en route to becoming a consensus All-American and won the Doak Walker Award as the nation's top running back. Greene also was named the Big Ten's Most Valuable Player. On the defensive side, Mitch King also earned All-America honors and was named Big Ten Defensive Lineman of the Year.

The Hawkeyes tied for fourth (5-3 league record) and wound up as the league's only winner in the bowl season. Iowa's four losses came by a combined 12 points.

Iowa ranked in the top 20, nationally, in six statistical categories (5th - Pass efficiency defense, scoring defense and fewest penalty yards; 9th - rushing defense; 12th - total defense; 19th - red zone defense).

2009 - The 2009 Hawkeyes will be remembered as one of the most entertaining, talented and successful teams in Hawkeye history. The 11 wins equal (2002) the program record for victories in a season. The regular season win total of 10 was achieved for only the fourth time. For the first time ever, the Hawkeyes won their first nine games of a season. And, for the sixth time in eight years, Iowa played in a January bowl game. And, more importantly, Iowa won a BCS caliber bowl game for the first time since 1959.

Iowa posted an 11-2 overall record and a 6-2 Big Ten mark, good enough for a second place tie with Penn State. The Hawkeyes won at least nine games for the fifth time in the last eight years and won 10 games or more for the seventh time in school history.

In addition to Iowa's 24-14 win over ninth-ranked Georgia Tech in the FedEx Orange Bowl, the Hawkeyes posted road wins at Penn State, Wisconsin, Michigan State and Iowa State. An overtime loss at eventual league champion Ohio State was the only road blemish. A seven-point home loss to Northwestern was Iowa's only other loss. The Hawkeyes posted four wins by three points or less for the first time in school history.

Another road block during the 2009 season was an unusually high number of injuries to several starters. The loss of two offensive linemen, tight end, quarterback, running backs, receivers, defensive backs and a linebacker were all part of the scenario Iowa's coaching staff had to deal with. All of the above mentioned positions lost starters for at least part of the season.

The Hawkeyes ranked seventh in both major polls at the conclusion of the season, the highest final ranking for the program since 1960.

Individually, several Hawkeyes reaped the rewards of the successful season. Defensive end Adrian Clayborn was named MVP of the FedEx Orange Bowl. Coach Kirk Ferentz was named Big Ten Coach of the Year for the third time. Offensive tackle Bryan Bulaga was picked as the league's Offensive Lineman of the Year. He joined Dace Richardson (OL), Tony Moeaki (TE), Clayborn (DE), Pat Angerer (LB), Tyler Sash (DB) and Amari Spivey (DB) on the first All-Big Ten team. Six Hawkeyes were selected in the 2010 NFL Draft.

2010 - Iowa concluded the season with a 27-24 win over 12th-ranked Missouri in the Insight Bowl. The Hawkeyes earned their second straight bowl victory over a top-15 opponent and won three consecutive bowl games for the first time in school history.

The Insight Bowl win over the Tigers marked Iowa's fourth 2010 victory over a ranked opponent, the most by an Iowa team since 2003. Iowa played seven ranked opponents in 2010, the most for the Hawkeyes under Kirk Ferentz.

Iowa posted a 7-5 regular season record, including a 4-4 mark in Big Ten Conference play (fourth). The Hawkeyes placed in the first division of the Big Ten for the ninth time in the last 10 years.

Iowa's record came against one of the toughest schedules in the nation. In each of Iowa's five losses, the Hawkeyes were either tied or leading in the fourth quarter. The five losses came by a total of 18 points and the four league losses were by a collective 11 points. Iowa's most impressive wins were a 37-6 win over Michigan State, which shared the Big Ten title while posting an 11-2 overall record, and the Insight Bowl win over Missouri (10-3), which tied for the North Division title in the Big 12 Conference.

Sophomore DB Micah Hyde was named defensive Player of the Game, as his 72-yard interception return for a touchdown in the fourth quarter provided Iowa's winning margin.

Four Hawkeyes earned first team all-Big Ten honors, including DE Adrian Clayborn, DB Tyler Sash, DB Shaun Prater and WR Derrell Johnson-Koulianos. Clayborn earned consensus All-America honors and was a finalist for both the Rotary Lombardi Award and the Ted Hendricks Award. Quarterback Ricky Stanzi was a finalist for the Johnny Unitas Golden Arm Award. Punter Ryan Donahue was one of three finalists for the Ray Guy Award.

2011 - Iowa completed the season with a 7-6 overall record and a 4-4 mark in Big Ten play. The Hawkeyes were bowl eligible for the 11th straight season, dropping a 31-14 decision to Oklahoma in the 2011 Insight Bowl at Tempe, Arizona.

Iowa posted a 3-1 mark in nonconference action, with the only blemish being a three-overtime loss at Iowa State. The Hawkeyes were 1-3 against ranked opponents. Iowa defeated 13th-ranked Michigan (24-16) and lost to 13th-ranked Michigan State (37-21), both at home. Iowa lost at 22nd-ranked Nebraska (20-7) and to 14th-ranked Oklahoma at the Insight Bowl.

Iowa's offense was led by senior WR Marvin McNutt, Jr., and junior QB James Vandenberg. McNutt set single-season (1,315) and career (2,861) records for receiving yards and touchdowns (12 and 28). His 82 receptions tied the single-season record. Vandenberg threw for 3,022 yards and 25 touchdowns, completing 58.7% of his pass attempts. Marcus Coker's rushing total of 1,384 yards ranks fourth best for a single season at Iowa.

Sophomore linebackers James Morris and Christian Kirksey led the Hawkeyes in tackles, each with 110. Senior DT Mike Daniels (13.5-63) and senior DE Broderick Binns (12-58) led the team in tackles for loss. Junior CB Micah Hyde and sophomore safety Tanner Miller each had three interceptions and Hyde matched Binns with eight pass break-ups.

McNutt was named the top receiver in the Big Ten Conference, while McNutt, OL Riley Reiff and DB Shaun Prater earned first team all-Big Ten recognition. For the third straight year, Iowa had six players selected in the annual NFL draft, including Reiff, who gave the Hawkeyes a first round selection for the third straight year.

2012 - Iowa posted a 4-8 overall record, including a 2-6 mark in Big Ten play. The Hawkeyes were the only team in the nation to play in six games decided by three points or less during the regular season, posting a 2-4 mark in those games. Iowa had two games decided by a single point (1-1) and won at Michigan State in overtime. In two losses, at home to Central Michigan and Purdue, the visitors scored the winning points on a field goal on the final play.

The Hawkeyes played nine games against teams that were selected for bowl games, in addition to an eight-win Penn State team.

The Hawkeyes started fast in Big Ten play, earning a win over previously undefeated Minnesota (31-13) and the double-overtime win at Michigan State (19-16).

Senior DB Micah Hyde led the Iowa defense by earning the Tatum-Woodson Award as the top defensive back in the Big Ten. Hyde was a first team All-Big Ten selection, while senior center James Ferentz earned second team honors.

Junior linebackers Anthony Hitchens led the team in tackles (124), while junior linebacker Christian Kirksey was third in tackles (95) had two pass interceptions and four recovered fumbles.

The Iowa offense was led by sophomore running backs Mark Weisman and Damon Bullock, despite the fact that both battled injuries throughout the season. Weisman played in 10 games and rushed for 815 yards and eight scores. Quarterback James Vandenberg passed for 2,249 yards and seven touchdowns.

Hyde was drafted in the fifth round of the NFL Draft by the Green Bay Packers.

2013 - Iowa finished the season 8-5 overall and 5-3 in the Big Ten. The Hawkeyes placed second in the Legends Division. Iowa accepted an invitation to play in the 2014 Outback Bowl in Tampa, Florida, dropping a 21-14 decision to No. 14 LSU.

The 2014 Outback Bowl marked Iowa's 11th both appearance overall, and seventh January bowl appearance, since 2001. Iowa's 2013 schedule included eight bowl teams, including two teams that competed in BCS bowl games. With the 8-5 final record, Iowa was one of six BCS conference teams to have improved by four victories or more from 2012.

Iowa's five losses were to teams that finished with a combined record of 56-12, for a winning percentage of .824. The Hawkeyes earned four road wins, their highest total since 2009 (4). Iowa won three of four trophy games, winning at Iowa State, Minnesota and Nebraska, while falling to Wisconsin in Iowa City.

Iowa rushed for 2,339 rushing yards, its highest single-season total since 2008 (2,453). Junior Mark Weisman led the ground game with 975 yards and eight touchdowns on 227 attempts. Quarterback Jake Rudock completed 204-346 attempts for 2,383 yards and 18 touchdowns, while junior Kevonte Martin-Manley led the receivers with 40 receptions for 388 yards and five scores.

Three Hawkeye linebackers recorded over 100 tackles (Anthony Hitchens 112, James Morris 107, Christian Kirksey 104). It is the first time in program history three players recorded 100 tackles (tackles became official stat in 1968). Hitchens and junior OT Brandon Scherff were named the Roy J. Carver Most Valuable Players.

Three Hawkeyes were selected in the 2014 NFL Draft, including tight end C.J. Fiedorowicz (Houston, third round), Kirksey (Cleveland, third round) and Hitchens (Dallas, fourth round).

2014 - Iowa posted a 7-6 overall record, including a 4-4 record in Big Ten play. The Hawkeyes were bowl eligible for the 13th time in the last 14 seasons, dropping a 45-28 decision to Tennessee in the 2015 TaxSlayer Bowl in Jacksonville, Florida.

Iowa posted a 3-1 record in non-conference action, defeating Northern Iowa, Pittsburgh and Ball State while dropping a 20-17 decision to Iowa State on the final play of the game. In conference action the Hawkeyes lost a two-point decision to West Division champion Wisconsin and an overtime contest to Nebraska.

The Hawkeyes had three road wins, marking the first time in the Ferentz era Iowa has had back-to-back winning seasons on the road. Offensive tackle Brandon Scherff became Iowa's fourth recipient of the Outland Trophy, which goes annually to the top offensive lineman in college football. Scherff was named the Rimington-Pace Offensive Lineman of the Year in the Big Ten and was a unanimous consensus All-American.

Second team all-Big Ten honors went to OL Austin Blythe, LB Quinton Alston, DT Carl Davis, and DT Louis Trinca-Pasat and DL Drew Ott. TE Jake Duzey, SS John Lowdermilk, FS Jordan Lomax, DB Desmond King, WR Tevaun Smith and RT Andrew Donnal earned honorable mention.

Three Hawkeyes were selected in the 2015 NFL Draft. OL Brandon Scherff was selected by Washington in the first round, being the fifth player taken in the draft. DL Carl Davis was selected by Baltimore in the third round and OL Andrew Donnal was a fourth round selection of the St. Louis Rams.

2015 - Iowa opened the season 12-0 for the first time in school history, winning the Big Ten Conference West Division. The 12 wins are a program record, and the 12-game winning streak ranked fourth all-time (20, 1920-23; 14, 1899-00; 13, 2008-09). The Hawkeyes completed the year with a 12-2 record, falling in the Big Ten title game to Michigan State (19-16) and dropping a 45-16 decision to Stanford in the 2016 Rose Bowl.

Iowa finished the season ranked No. 9 in the Associated Press poll. It is the fifth time since 2002 Iowa has finished the season ranked in the top 10 (7th in 2009, 8th in 2004, 8th in 2003, 8th in 2002), and the 13th time in program history.

Head coach Kirk Ferentz was named Big Ten Coach of the Year for the fourth time in his career (2002, 2004, 2009, 2015). Ferentz was also named Eddie Robinson and Woody Hayes national Coach of the Year and earned the Bobby Dodd Award.

The Hawkeyes were 5-0 in true road games with a pair of wins over ranked opponents (#18 Wisconsin; #20 Northwestern). Iowa was one of only five schools with multiple road wins over ranked opponents. Junior QB C.J. Beathard became the only quarterback in school history to win his first 13 career starts, and one of only three Power 5 quarterbacks to win each of their first 13 career starts since 2010.

Junior DB Desmond King became the 23rd consensus All-American in school history and the eighth different Hawkeye under Kirk Ferentz to earn consensus All-America honors. King tied the single-season school record (Lou King, 1981; Nile Kinnick, 1939) with eight interceptions. He also earned the Jim Thorpe Award, which goes to the top defensive back in the nation. Iowa scored 93 points off turnovers and led the Big Ten with 19 interceptions.

Jordan Canzeri (256 vs. Illinois), Akrum Wadley (204 at Northwestern), and LeShun Daniels (195 vs. Minnesota) each rushed for at least 195 yards in a single game, making Iowa the first FBS team since LSU in 1997 to have at least three different players rush for 195-plus yards in a single game in the same season.

2016 - Iowa posted an overall 8-5 record, making its fourth straight appearance in a January bowl game. The Hawkeyes finished the regular season with three straight wins, tied for second in the Big Ten Conference West Division, and played in a bowl game for the 14th time in the last 16 seasons. The Hawkeyes fell to Florida, 30-3, at the 2017 Outback Bowl. It was Iowa's fifth Outback Bowl appearance and 10th January bowl game under Kirk Ferentz. The Hawkeyes allowed only 11 first downs in the game, tying an Outback Bowl record.

Iowa's stretch run in November included home wins over No. 2 Michigan (14-13) and No. 15 Nebraska (40-10). Earlier in the year the Hawkeyes won trophy games over Iowa State (42-3) and at Minnesota (14-7).

Senior defensive back Desmond King earned first team All-America honors for the second straight season to highlight Iowa's individual awards. Senior defensive tackle Jaleel Johnson joined King as a first team selection on the All-Big Ten honor squad, while junior linebacker Josey Jewell was a second team selection for the second consecutive season.

Iowa's offensive line earned the Joe Moore Award, presented to the best offensive line in college football. That group led the way as two Iowa running backs, senior LeShun Daniels, Jr., and junior Akrum Wadley, each rushed for over 1,000 yards.

Jewell led the Hawkeye defense for the second straight year, recording 124 tackles. King and sophomore Brandon Snyder each had three interceptions. King is the only Big Ten player in the last 20 years to have 12 or more interceptions and 1,500 or more combined kickoff and return yards. King had 14 career interceptions, tied for fourth most in program history, and 1,962 combined return yards on kickoff and punt returns. The combined punt and kick return yards rank third all-time in school history.

2017 - Iowa posted an 8-5 overall record, concluding the season with a 27-20 win over Boston College in the New Era Pinstripe Bowl. Iowa advanced to postseason play for the 15th time in the last 17 seasons while posting a 4-5 Big Ten record (T-3rd, West Division).

The season highlights included a 55-24 win over No. 3 Ohio State in Kinnick Stadium, and a 56-14 win at Nebraska to close the regular season. With wins over Minnesota and at Iowa State, the Hawkeyes won three of four trophy games. In addition to the win over Ohio State, Iowa lost to No. 4 Penn State on the final play of the game, and lost to No. 6 Wisconsin in Madison. Three of Iowa's five losses came by seven points or less, while the Hawkeyes split a pair of overtime contests (won at Iowa State, lost at Northwestern).

Senior linebacker Josey Jewell and junior defensive back Joshua Jackson led the Iowa defense. Both Jewell and Jackson earned unanimous consensus All-America honors. Jewell earned the Lott IMPACT Trophy and was a finalist for the Nagurski Trophy. Jackson was one on three finalists for the Jim Thorpe Award. Jackson led the nation with eight interceptions, while Jewell led the team in tackles and completed his career in fourth place on the career tackle chart.

Jewell was named defensive Player of the Year and Linebacker of the Year in the Big Ten, while Jackson was named the Defensive Back of the Year.

Senior offensive lineman Sean Welsh joined Jackson and Jewell in earning first-team All-Big Ten honors. Sophomore defensive end Anthony Nelson was named first-team CoSIDA Academic All-America, while junior defensive end Parker Hesse earned second team honors.

Senior running back Akrum Wadley led the Hawkeye offense, rushing for over 1,000 yards for the second consecutive season. Wadley was named MVP of the Pinstripe Bowl after collecting 283 all-purpose yards. Wadley ended his career ranked fifth in career rushing and ninth in all-purpose yards.

The Iowa defense allowed just 19.9 points per game and led the nation with 21 pass interceptions. The Hawkeyes had four interception returns for touchdowns.

2018 - Iowa completed the season with a 9-4 overall record, following a 27-22 win over No. 18 Mississippi State in the 2019 Outback Bowl. Iowa finished the season ranked 25th in the final Associated Press poll. The Hawkeyes tied for second in the Big Ten's West Division with a 5-4 league record.

Kirk Ferentz, completed his 20th season as Iowa's head coach, became the winningest head football coach in school history with win No. 144 in the season opener versus Northern Illinois. Ferentz improved his career mark to 152-101 at Iowa with his eighth bowl win.

Iowa claimed wins in trophy games against Iowa State, Minnesota and Nebraska, along with the Outback Bowl. Three of Iowa's four losses came by six points or less, with Wisconsin and Purdue each taking the lead in the final minute of play.

Sophomore tight end T.J. Hockenson led the Hawkeyes in receiving yards and was recognized with the John Mackey Award as the top tight end in the nation. In addition, Hockenson was named to multiple All-America teams and was the Kwalick-Clark Big Ten Tight End of the Year while earning first team honors.

Defensive back Amani Hooker was named the Tatum-Woodson Defensive Back of the Year in the Big Ten, while wide receiver Ihmir Smith-Marsette was recognized as the Rodgers-Dwight Big Ten Return Specialist of the Year.

Junior quarterback Nate Stanley completed 26 touchdown passes for the second straight season as Iowa averaged 31.2 points per game. Stanley has thrown 52 scoring passes and passed for over 5,300 yards in two seasons.

Defensively, Iowa ranked third in the nation in interceptions (20), after leading the nation in 2017. The Iowa defense also ranked seventh in total defense (293.6), eighth in turnovers gained (27), 11th in scoring defense (17.8) and 12th in rushing defense (109.5).

On special teams Iowa ranked fourth nationally in kickoff returns (27.3) and eighth in KO return defense (16.4).

HAWKEYES AT NIGHT

Iowa has hosted 18 night games in Kinnick Stadium's history, holding a 12-6 record in those contests. The Hawkeyes have won six of their last eight night games in Kinnick Stadium, including winning two games in both 2015 and 2016, and splitting two night games in 2017 and 2018. Below is a list of night games in Kinnick Stadium:

Date	Opponent	Result	Start Time
Sept. 5, 1992	Miami, Florida	L, 24-7	7 p.m.
Sept. 18, 1999	Northern Illinois	W, 24-0	5 p.m.
Sept. 14, 2002	Iowa State	L, 36-31	5 p.m.
Sept. 20, 2003	Arizona State	W, 21-2	5 p.m.
Sept. 30, 2006	Ohio State	L, 38-17	7 p.m.
Sept. 8, 2007	Syracuse	W, 35-0	7 p.m.
Oct. 10, 2009	Michigan	W, 30-28	7 p.m.
Oct. 2, 2010	Penn State	W, 24-3	7 p.m.
Oct. 15, 2011	Northwestern	W, 41-31	6 p.m.
Oct. 20, 2012	Penn State	L, 38-14	7 p.m.
Sept. 19, 2015	Pittsburgh	W, 27-24	7 p.m.
Nov. 14, 2015	Minnesota	W, 40-35	7 p.m.
Sept. 10, 2016	Iowa State	W, 42-3	6:30 p.m.
Nov. 12, 2016	Michigan	W, 14-13	7 p.m.
Sept. 23, 2017	Penn State	L, 21-19	6:30 p.m.
Oct. 28, 2017	Minnesota	W, 17-10	5:30 p.m.
Sept. 15, 2018	Northern Iowa	W, 38-14	6:40 p.m.
Sept. 22, 2018	Wisconsin	L, 17-28	7:35 p.m.

IOWA VS. TOP-RANKED OPPONENTS

Iowa has played 11 games (0-10-1) against top-ranked opponents in its history. Below is a list of Iowa's games vs. top-ranked foes:

Game	Date	Result, Score
Ohio State at Iowa	Sept. 30, 2006	L, 38-17
Iowa at Nebraska	Sept. 23, 2000	L, 42-13
Miami at Iowa	Sept. 5, 1992	L, 24-7
Iowa at Ohio State	Oct. 11, 1975	L, 49-0
Iowa at Ohio State	Nov. 17, 1973	L, 55-13
Michigan State at Iowa	Nov. 6, 1965	L, 35-0
Iowa at Notre Dame	Nov. 21, 1964	L, 28-0
Ohio State at Iowa	Oct. 31, 1964	L, 21-19
Iowa at Notre Dame	Nov. 21, 1953	T, 14-14
Iowa at Notre Dame	Nov. 19, 1949	L, 28-7
Minnesota at Iowa	Nov. 15, 1941	L, 34-13

IOWA IN OVERTIME

Iowa holds a 7-5 record in overtime games. Iowa won its first overtime contest, defeating Penn State 26-23 on Nov. 4, 2000, in State College, Pennsylvania. The Hawkeyes are 3-4 in single overtime, 3-0 in double overtime and 1-1 in triple overtime. Iowa is 2-2 in overtime in Kinnick Stadium and 5-3 in overtime road games. Following are Iowa's overtime games:

Date	Result	OT's	Opponent	Site
11/04/00	W, 26-23	Double	Penn State	State College, Pa.
9/28/02	W, 42-35	Single	Penn State	State College, Pa.
10/22/05	L, 23-20	Single	Michigan	Iowa City
9/09/06	W, 20-13	Triple	Syracuse	Syracuse, N.Y.
10/27/07	W, 34-27	Double	Michigan State	Iowa City
11/14/09	L, 27-24	Single	Ohio State	Columbus, Ohio
9/10/11	L, 44-41	Triple	Iowa State	Ames, Iowa
10/13/12	W, 19-16	Double	Michigan State	E. Lansing, Mich.
10/26/13	W, 17-10	Single	Northwestern	Iowa City
11/28/14	L, 37-34	Single	Nebraska	Iowa City
9/9/17	W, 44-41	Single	Iowa State	Ames, Iowa
10/21/17	L, 17-10	Single	Northwestern	Evanston, Ill.

8/31 (1-1)

2002	*	Akron	W	57-21
2013	*	Northern Illinois	L	27-30

9/7 (4-0)

1991	*	Hawaii	W	53-10
1996	*	Arizona	W	21-20
2002		Miami, OH	W	29-24
2013	*	Missouri State	W	28-14

9/14 (4-3)

1974		Michigan	L	7-24
1985	*	Drake	W	58-0
1991		Iowa State	W	29-10
1996	*	Iowa State	W	38-13
1996		Tulsa	L	20-27
2002	*	Iowa State	L	31-36
2013		at Iowa State	W	27-21

9/28 (10-3-1)

1900	*	Upper Iowa	W	57-0
1904	*	Augustana	W	33-2
1918	*	Great Lakes	L	0-10
1929	*	Carroll	W	46-0
1935	*	Bradley Tech	W	26-0
1946	*	Purdue	W	16-0
1957	*	Utah State	W	70-14
1962	*	Washington State	T	14-14
1968		Texas Christian	L	17-28
1974	*	Penn State	L	0-27
1985		Iowa State	W	57-3
1991	*	Northern Illinois	W	58-7
2002		Penn State (OT)	W	42-35
2013		at Minnesota	W	23-7

10/5 (11-5)

1901	*	Iowa Teachers	W	16-0
1912	*	Iowa Teachers	W	35-7
1918		Nebraska	W	12-0
1928	*	Monmouth	W	46-0
1935	*	South Dakota	W	47-2
1940	*	South Dakota	W	46-0
1946		Michigan	L	7-14
1957	*	Washington State	W	20-13
1963		Washington	W	17-7
1968	*	Notre Dame	L	28-51
1974		Southern Cal	L	3-41
1985	*	Michigan State (h)	W	35-31
1991	*	Michigan	L	24-43
1996	*	Michigan State (h)	W	37-30
2002	*	Purdue	W	31-28
2013	*	Michigan State	L	14-26

* -- at Iowa City

(h) -- indicates Homecoming game

10/12 (14-2)

1895	*	Doane	L	0-10
1901		Drake	W	6-5
1912	*	Cornell	W	31-0
1918	*	Coe	W	27-0
1928		Ohio State	W	6-7
1935	*	Colgate	W	12-6
1940	*	Wisconsin	W	30-12
1946	*	Nebraska	W	21-7
1957		Indiana	W	47-7
1963	*	Indiana (h)	W	37-26
1968	*	Indiana (h)	L	34-38
1974	*	Northwestern (h)	W	35-10
1985		Wisconsin	W	23-13
1991		Wisconsin	W	10-6
1996		Indiana	W	31-10
2002	*	Michigan State	W	44-16

10/19 (11-5-1)

1895		Parsons	W	28-0
1900		Iowa State	cancelled	
1901	*	Iowa State	W	12-0
1907	*	Missouri	W	21-6
1912		Chicago	L	14-34
1918	*	Cornell	W	34-0
1928	*	Illinois (h)	T	7-7
1940		Indiana	L	6-10
1946		Indiana	W	13-0
1957	*	Wisconsin (h)	W	21-7
1963	*	Wisconsin	L	7-10
1968	*	Wisconsin	W	41-0
1974		Minnesota	L	17-23
1985	*	Michigan	W	12-10
1991	*	Illinois (h)	W	24-21
1996		Penn State	W	21-20
2002		Indiana	W	24-8
2013		at Ohio State	L	24-34

10/26 (11-7)

1896	*	Kansas	W	6-0
1900	*	Drake	W	26-0
1901		Minnesota	L	0-16
1907		Drake	W	25-4
1912		Minnesota	L	7-56
1928		Wisconsin	W	14-0
1935		Illinois	W	19-0
1940		Minnesota	L	6-34
1946	*	Notre Dame	L	6-41
1957		Northwestern	W	6-0
1963		Purdue	L	0-14
1968		Purdue	L	14-44
1974	*	Illinois	W	14-12
1985		Northwestern	W	49-10
1991		Purdue	W	31-21
1996	*	Ohio State	L	26-38
2002		Michigan	W	34-9
2013	*	Northwestern	W	17-10 (OT)

11/9 (13-6)

1891		Grinnell	L	4-6
1896		Missouri	W	12-0
1901	*	Illinois	L	0-27
1907	*	Illinois	W	25-12
1912		Indiana	W	13-6
1918	*	Minnesota (h)	W	6-0
1928	*	Minnesota	W	9-7
1935	*	Minnesota (h)	L	6-13
1940		Nebraska	L	6-14
1946		Wisconsin	W	21-7
1957	*	Minnesota	W	44-20
1963	*	Minnesota	W	27-13
1968	*	Northwestern	W	68-34
1974	*	Wisconsin	L	15-28
1985	*	Illinois	W	59-0
1991	*	Indiana	W	38-21
1996	*	Northwestern	L	13-40
2002	*	Northwestern	W	62-10
2013		at Purdue	W	38-14

11/16 (9-7-1)

1889		Grinnell	L	0-24
1892	*	Grinnell	W	18-12
1901	*	Grinnell	W	17-11
1912		Iowa State	W	20-7
1918	*	Iowa State	W	21-0
1928		Purdue	L	0-7
1935		Purdue	L	6-12
1940		Notre Dame	W	7-0
1946		Minnesota	L	6-16
1957		Ohio State	L	13-17
1963		Michigan	T	21-21
1968	*	Ohio State	L	27-33
1974	*	Ohio State	L	10-35
1985		Purdue	W	27-24
1991		Northwestern	W	24-10
1996	*	Wisconsin	W	31-0
2002		Minnesota	W	45-21

11/23 (8-5-2)

1893		Nebraska	L	18-20
1907		Iowa State	L	14-20
1912	*	Wisconsin (h)	L	10-28
1918	*	Northwestern	W	23-7
1928		Michigan	T	0-0
1935		Northwestern	T	0-0
1940	*	Illinois	W	18-7
1957		Notre Dame	W	21-13
1963		Notre Dame	cancelled	
1968		Illinois	W	37-13
1974		Michigan State	L	21-60
1985	*	Minnesota	W	31-9
1991	*	Minnesota	W	23-8
1996		Minnesota	W	43-24
2012	*	Nebraska	L	7-13
2013	*	Michigan	W	24-21

11/29 (1-2-1)

1894	*	Nebraska	L	0-36
1900		Northwestern	T	5-5
1906		St. Louis	L	0-39
2013		at Nebraska	W	38-17

Year	Points Total-PPG	First Downs	Rushing Att-Yds-YPG	Passing Com-At-Int-TD	Passing Yards-YPG	Total Yds. Plays-Yds-YPG	Punts- Avg.	Fum. - Lost	Pen. Yds.
2018	405-31.2	261	488-1929-148.4	242-408-11-27	2946-226.6	896-4875-375.0	56-37.9	12-7	61-539
Opp.	231-17.8	214	435-1424-109.5	230-402-20-19	2393-184.1	837-3817-293.6	73-40.5	13-7	78-728
2017	367-28.2	226	481-1810-139.2	199-355-6-27	2473-190.2	836-4283-329.5	71-38.6	21-13	66-534
Opp.	259-19.9	244	455-1880-144.6	257-459-21-19	2767-212.8	914-4647-357.5	66-39.0	15-5	79-711
2016	324-24.9	217	502-2234-171.8	175-310-10-17	1991-153.2	812-4225-325.0	78-40.9	13-2	65-537
Opp.	245-18.8	236	492-1947-149.8	202-401-9-18	2618-201.4	893-4565-351.2	80-38.6	15-9	67-522
2015	433-30.9	284	568-2544-181.7	227-369-5-17	2862-204.4	973-5406-386.1	68-39.7	19-11	73-683
Opp.	285-20.4	270	469-1700-121.4	265-493-19-17	3074-219.6	962-4774-341.0	76-40.8	15-8	89-824
2014	367-28.5	280	514-2120-163.1	265-437-7-21	3081-237.0	951-5201-5.5	65-37.8	21-15	46-384
Opp.	333-25.6	219	495-2188-168.3	189-352-13-18	2287-175.9	847-4475-5.3	79-39.1	11-3	83-775
2013	342-26.3	256	557-2339-179.9	213-375-15-19	2562-197.1	932-4901-377.0	65-40.0	13-7	52-425
Opp.	246-18.9	207	466-1669-128.4	217-395-13-20	2271-174.7	861-3940-303.1	89-40.8	17-8	60-559
2012	232-19.3	209	404-1476-123.0	223-389-8-7	2249-187.4	793-3725-310.4	68-37.3	14-3	55-491
Opp.	275-22.9	237	473-1945-162.1	224-353-10-16	2634-219.5	826-4579-381.6	58-40.0	19-13	64-585
2011	358-27.5	266	454-1790-137.7	240-412-8-25	3052-234.8	866-4842-372.5	53-41.2	18-10	62-463
Opp.	310-23.8	278	549-2028-156.0	256-413-10-21	2898-222.9	962-4926-378.9	62-42.0	26-9	83-701
2010	376-28.9	261	449-1929-148.4	226-357-6-26	3049-234.5	806-4978-382.9	56-43.6	12-5	64-486
Opp.	221-17.0	249	407-1320-101.5	298-479-19-12	2297-230.5	886-4317-332.1	71-40.9	11-5	85-753
2009	301-23.2	232	454-1485-114.2	213-392-20-19	2887-222.1	846-4372-336.3	61-40.9	11-8	57-447
Opp.	200-15.4	195	285-1607-123.6	190-383-21-9	1988-152.9	844-3595-276.5	78-40.6	20-9	72-619
2008	394-30.3	269	515-2453-188.7	187-320-11-16	2362-181.7	835-4815-370.4	51-40.9	20-13	53-34.3
Opp.	169-13.0	215	397-1222-94.0	256-463-23-9	2656-197.3	860-3787-291.3	76-39.9	17-9	65-46.5
2007	222-18.5	203	438-1515-126.2	199-376-7-17	2281-190.1	814-3796-316.3	87-40.8	13-6	67-579
Opp.	225-18.8	227	454-1464-122.0	247-426-14-13	2750-229.2	880-4214-351.2	75-40.8	19-7	61-487
2006	310-23.8	261	432-1865-143.5	248-423-19-21	3118-239.8	855-4983-383.3	56-37.6	21-12	65-581
Opp.	269-20.7	250	480-1737-133.6	241-423-14-20	2732-210.2	903-4469-343.8	66-40.9	17-6	65-575
2005	360-30.0	272	436-2096-174.7	245-404-8-23	3093-257.8	840-5189-432.4	58-38.4	15-9	52-447
Opp.	240-20.0	256	470-1512-126.0	276-445-10-18	3080-256.7	915-4592-382.7	73-40.9	14-6	65-500
2004	292-24.3	199	428-871-72.6	239-385-14-20	2881-240.1	813-3752-312.7	66-39.9	17-5	91-675
Opp.	211-17.6	202	392-1110-92.5	234-424-17-15	2416-201.3	816-3526-293.8	67-41.2	22-15	59-485
2003	373-28.7	223	535-2241-172.4	171-320-10-19	2095-161.2	855-4336-333.5	82-40.4	20-11	81-636
Opp.	210-16.2	220	480-1205-92.7	257-462-13-11	2884-221.8	942-4089-314.5	93-39.8	22-12	71-651
2002	484-37.2	270	553-2784-214.2	182-314-5-27	2734-210.3	867-5518-424.5	53-39.5	17-11	103-873
Opp.	256-19.7	282	416-1065-81.9	300-535-20-15	3554-273.4	951-4619-355.3	78-39.4	22-11	73-559
2001	391-32.6	242	488-2104-175.3	210-323-13-20	2618-218.2	811-4722-393.5	49-35.7	17-8	78-595
Opp.	258-21.5	211	437-1405-117.1	208-377-13-15	2496-208.0	814-3901-325.1	70-40.2	15-8	61-491
2000	203-16.9	200	403-1090-90.8	230-404-11-16	2580-215.0	807-3670-305.8	74-42.5	22-9	78-652
Opp.	330-27.5	263	521-2331-194.3	216-381-9-21	2960-246.7	902-5291-440.9	56-39.8	21-8	73-646
1999	162-14.7	177	339-1028-93.5	202-376-9-6	2275-206.8	715-3303-300.3	73-41.9	20-8	59-451
Opp.	347-31.5	253	545-2698-245.3	167-296-6-23	2399-218.1	841-5097-463.4	50-40.1	12-7	69-656
1998	172-15.6	171	406-1470-80.9	153-303-15-6	2045-185.9	709-2935-266.8	77-39.3	17-8	71-600
Opp.	287-26.1	212	473-2374-187.3	158-296-12-14	2328-211.6	769-4388-398.9	63-40.0	21-12	89-760
1997	411-34.3	211	522-2604-217.0	143-271-11-24	2263-188.6	793-4867-405.6	57-41.7	22-12	69-560
Opp.	159-13.2	81	469-1816-119.1	151-336-22-13	1875-156.3	805-3304-275.3	90-37.2	22-10	76-678
1996	339-28.3	103	523-2154-179.5	168-293-12-12	2120-176.7	816-4274-356.2	59-43.1	22-12	74-595
Opp.	243-20.3	97	464-1690-140.8	169-361-17-13	2007-167.3	825-3697-308.1	77-41.2	34-16	60-456
1995	368-30.7	131	559-2398-199.8	176-309-16-15	2613-217.8	868-5011-417.6	54-41.5	21-8	95-857
Opp.	259-21.6	91	455-1503-125.3	186-354-18-15	2493-207.8	809-3996-333	65-39.7	18-9	66-577
1994	307-27.9	116	474-2431-221	142-264-13-12	2045-185.9	738-4476-406.9	42-39.7	24-16	75-734
Opp.	324-29.5	137	519-2415-219.6	130-249-9-12	1777-161.6	768-4192-381.1	50-38.6	20-13	67-552
1993	214-17.8	88	452-1296-108	195-330-12-11	2276-189.7	782-3572-297.7	66-40.9	24-10	62-565
Opp.	293-24.4	130	559-2277-189.8	164-319-18-9	2064-172	878-4341-361.8	52-36.8	25-10	64-588
1992	243-20.3	94	491-1566-130.5	247-416-13-18	2723-226.9	907-4289-357.4	64-37.1	20-10	66-551
Opp.	278-23.2	106	461-2047-170.6	184-320-18-11	2135-177.9	781-4182-348.5	60-38.7	26-14	82-664
1991	343-28.6	116	514-2128-177.3	218-346-13-19	2697-224.8	860-4825-402.1	54-32.5	15-8	57-501
Opp.	179-14.9	95	483-1464-122	160-306-12-13	1953-162.8	789-3417-284.8	72-35.5	22-11	58-495
1990	427-35.6	147	577-2699-224.9	196-322-11-17	2456-204.7	899-5155-429.6	52-35.2	32-16	65-552
Opp.	288-24	84	432-1317-109.8	204-374-13-16	2404-200.3	806-3721-310.1	69-38.7	29-18	87-660
1989	197-17.9	201	402-1323-120.3	196-352-17-13	2455-223.2	754-3778-343.5	59-37	36-21	55-459
Opp.	278-25.3	215	480-1611-146.5	182-319-12-13	2233-203	799-3844-349.5	58-39.2	20-15	56-427

Year	Points Total-PPG	First Downs	Rushing Att-Yds-YPG	Passing Com-At-Int-TD	Passing Yards-YPG	Total Yds. Plays-Yds-YPG	Punts- Avg.	Fum. - Lost	Pen. Yds.
1988	336-25.9	278	495-1741-133.9	290-470-14-18	3752-288.6	965-5493-422.5	61-36.1	24-16	70-581
Opp.	236-18.2	223	586-2186-168.2	161-326-17-11	2104-161.9	912-4290-330	73-37.7	36-18	67-537
1987	380-29.2	278	484-1695-141.3	276-448-13-23	3796-292	971-5585-429.6	59-38.8	33-18	69-576
Opp.	250-19.2	194	521-1514-116.5	150-311-22-14	2288-176	883-3802-292.5	73-38.1	25-17	82-674
1986	391-32.6	248	517-2260-188.3	186-324-14-20	2731-227.6	841-4991-415.9	52-40.5	21-14	81-689
Opp.	214-17.8	187	461-1246-103.8	168-325-23-14	2200-183.3	786-3446-287.2	74-41.4	26-16	56-540
1985	440-36.7	284	467-1896-158.0	276-420-16-30	3611-300.9	887-5507-458.9	46-38.6	20-13	60-463
Opp.	167-13.9	195	489-1446-120.5	188-347-19-9	2116-176.3	836-3562-296.8	79-37.7	27-15	59-420
1984	359-27.6	279	607-2105-161.9	226-348-16-23	3053-234.8	955-5158-396.8	70-38.3	33-19	70-596
Opp.	201-15.5	199	474-1308-118.9	204-385-19-15	2231-171.6	859-3539-272.2	64-41.4	29-18	64-504
1983	380-31.7	270	532-2408-200.7	194-346-14-20	3239-269.9	878-5647-470.6	52-37.2	25-12	84-710
Opp.	189-15.8	226	460-1593-132.8	205-413-21-12	2441-203.4	873-4034-336.2	81-40.7	23-11	63-581
1982	229-19.1	224	556-2101-175.1	163-265-12-11	1873-156.1	821-3974-331.2	68-43.8	27-14	66-587
Opp.	230-19.2	219	419-1441-120.1	226-409-20-10	2572-214.2	828-4013-334.4	61-42.2	22-14	58-535
1981	260-23.6	182	520-2153-195.7	109-214-10-7	1422-129.3	734-3575-325	57-45.4	21-14	84-666
Opp.	129-11.7	161	421-956-86.9	156-315-21-7	1834-166.7	736-2790-253.6	71-35.1	30-15	55-489
1980	154-14	174	451-1486-135.1	154-320-13-12	1918-174.4	771-3404-309.5	67-37.6	44-21	62-685
Opp.	238-21.6	204	517-1651-150.1	141-285-14-12	1913-173.9	802-3564-324	65-37.2	27-13	64-649
1979	239-21.7	209	526-2130-193.6	124-248-14-12	1669-151.7	774-3799-345.4	54-37.5	26-18	55-538
Opp.	216-19.6	206	525-1881-171	145-282-16-9	1843-167.5	807-3724-338.5	49-36.1	38-20	49-470
1978	125-11.4	144	522-1366-124.1	90-220-17-4	1083-98.5	742-2449-222.6	85-36.6	32-19	63-658
Opp.	291-26.5	215	547-2054-186.7	138-270-8-21	1947-177	817-4001-363.7	63-37.8	37-16	64-665
1977	171-15.5	160	540-1562-142	100-197-16-6	1276-116	737-2838-258	74-35.4	23-12	60-642
Opp.	229-20.8	194	566-1992-181.1	96-189-9-14	1500-136.4	755-3492-317.5	57-35.5	44-26	57-459
1976	161-14.6	172	562-2144-194.9	60-163-15-5	972-88.4	725-3116-283.3	56-35.6	39-16	64-652
Opp.	234-21.3	181	546-2072-188.4	90-204-12-8	1151-104.6	750-3223-293	62-35.3	14-6	55-841
1975	182-16.5	166	559-2406-218.7	33-125-10-3	597-54.3	684-3003-273	56-37.9	51-14	51-550
Opp.	279-25.4	223	615-2458-223.5	90-169-6-7	1282-116.5	784-3740-340	41-37.9	29-12	55-498
1974	157-14.3	192	574-1982-180.2	88-187-13-6	1193-108.5	761-3175-288.6	56-36.7	33-20	51-413
Opp.	308-28	202	586-3180-289.1	50-130-6-7	723-65.7	716-3903-354.8	46-35.8	28-18	48-503
1973	140-12.7	158	492-1599-145.4	84-217-15-5	1126-102.4	709-2725-247.7	65-35.4	43-27	46-438
Opp.	401-36.5	242	748-3848-349.8	48-107-11-7	716-65.1	855-4564-414.9	40-37.6	30-14	53-547
1972	109-9.9	135	537-1629-148.1	72-175-15-2	825-75	712-2454-223.1	75-35.2	36-17	54-504
Opp.	208-18.9	200	626-2724-247.6	72-172-11-6	989-89.9	798-3293-299.4	56-34.9	48-24	48-415
1971	121-11	134	413-897-81.5	126-282-14-9	1495-135.9	695-2392-217.5	80-35.7	21-10	45-447
Opp.	379-34.5	278	719-3572-324.7	94-197-8-8	1400-127.3	916-4972-452	48-36.1	47-22	67-588
1970	129-11.7	154	529-1935-175.9	67-176-10-4	860-78.2	705-2795-254.1	69-36.5	25-15	45-403
Opp.	259-23.5	221	565-2858-259.8	91-183-4-11	1146-104.2	748-4004-364	48-37	33-16	56-505
1969	255-25.5	238	474-2155-215.5	142-309-13	2088-208.8	783-4243-424.3	51-36.3	27-18	43-455
Opp.	275-27.5	217	580-2205-220.5	117-235-12	1614-161.4	815-3819-381.9	51-39.4	26-19	52-578
1968	322-32.2	236	530-2528-252.8	123-229-13	1876-187.6	759-4404-440.4	52-36.5	27-15	58-497
Opp.	289-28.9	237	621-2819-281.9	85-202-6	1283-128.3	823-4102-410.2	56-36.6	18-10	38-452
1967	161-16.1	180	423-1294-129.4	140-297-9	1748-174.8	720-3042-304.2	71-31.1	22-12	34-289
Opp.	277-27.7	190	564-2544-254.4	95-177-10	1311-131.1	741-3855-385.5	56-36.5	16-10	53-487
1966	86-8.6	135	408-1385-138.5	91-226-21-3	1210-121.0	634-2595-259.5	63-34.8	28-13	41-393
Opp.	253-25.3	188	463-1990-199.0	127-234-11-13	1603-160.3	697-3593-359.3	53-35.0	24-10	51-537
1965	94-9.4	128	355-848-84.8	115-288-27-4	1241-124.1	643-2089-208.9	65-39.6	20-11	52-454
Opp.	92-9.2	155	518-1710-171.0	92-174-8-6	1069-106.9	692-2779-277.9	63-37.3	26-13	50-487
1964	170-18.9	156	263-736-81.7	154-321-14-9	2125-236.1	584-2873-319.2	40-32.4	30-21	44-432
Opp.	209-23.2	174	491-1663-184.7	82-173-10-8	1154-128.2	664-2817-313.0	36-35.6	30-20	54-489
1963	126-15.8	111	333-1047-130.9	75-183-9-12	1165-145.6	526-2212-276.5	54-35.7	16-6	37-349
Opp.	112-14.0	116	384-1329-166.1	78-155-7-6	921-115.1	539-2250-281.3	47-37.5	28-17	37-375
1962	127-14.1	132	410-1560-173.3	86-169-15-8	985-109.4	579-2545-282.8	44-34.5	20-18	39-395
Opp.	166-18.4	124	378-1308-145.3	81-170-9-6	1057-117.4	548-2365-262.7	52-36.7	16-11	42-380
1961	215-23.9	150	402-1509-167.7	94-172-17-9	1319-146.5	574-2828-314.2	44-32.8	21-14	51-425
Opp.	162-18.0	124	413-1493-165.8	59-154-11-8	858-95.3	567-2351-261.2	45-34.1	27-15	47-375
1960	234-26.0	143	439-2284-253.8	39-98-7-4	511-56.7	537-2795-310.5	42-32.7	23-11	42-349
Opp.	108-12.0	129	424-1492-165.7	71-149-12-1	573-63.6	573-2319-257.7	47-37.7	27-14	42-389
1959	223-25.8	175	440-2151-239.0	104-192-8-8	1248-138.6	632-3399-377.6	31-33.4	34-19	51-478
Opp.	100-11.1	113	393-1037-115.2	74-172-13-5	1098-122.0	565-2135-237.2	48-36.2	24-14	36-388

Year	Points Total-PPG	First Downs	Rushing Att-Yds-YPG	Passing Com-At-Int-TD	Passing Yards-YPG	Total Yds. Plays-Yds-YPG	Punts- Avg.	Fum. - Lost	Pen. Yds.
1958	272-29.3	217	498-2554-255.4	124-219-11-12	1617-161.7	717-4171-417.1	36-31.3	36-20	53-536
Opp.	146-14.6	153	466-1707-170.7	84-200-15-8	1213-121.3	666-2920-292.0	51-33.9	28-18	37-321
1957	263-29.2	174	453-2170-241.1	77-146-17-11	1303-144.7	599-3473-385.8	19-32.9	30-18	46-429
Opp.	112-12.4	119	372-1014-112.6	70-169-14-4	967-107.4	541-1981-220.1	48-34.0	27-13	39-419
1956	219-21.9	149	499-2374-263.7	52-118-7-9	582-64.6	617-2956-328.4	43-34.9	25-17	39-327
Opp.	84-8.4	127	472-1451-161.2	74-153-15-6	913-101.4	625-1981-220.1	52-34.7	27-16	49-476
1955	166-17.4	157	470-1937-215.2	64-126-12-9	942-104.6	596-2879-319.8	39-34.3	36-18	44-436
Opp.	173-19.2	125	362-1479-164.3	52-122-10-12	975-108.3	484-2454-272.6	40-37.8	26-15	43-377
1954	192-21.3	136	442-2083-231.4	49-105-8-4	677-75.2	713-2613-290.4	4-37.0	30-20	N/A
Opp.	141-15.7	118	400-1496-166.2	48-119-7-5	913-101.4	519-2091-232.4	20-N/A	26-17	N/A
1953	187-20.8	138	456-2147-238.6	51-115-12-7	586-65.1	571-2733-303.6	42-40.2	31-16	55-475
Opp.	91-10.1	122	367-1050-116.7	82-181-18-9	1208-134.2	548-2528-250.9	46-39.1	21-13	48-417
1952	121-13.4	133	458-1560-173.3	73-181-20-8	985-109.4	639-2545-282.7	54-38.7	30-16	52-485
Opp.	210-24.4	159	460-1650-183.3	106-202-9-13	1523-169.2	662-3173-352.5	51-43.0	32-21	78-677
1951	161-17.8	131	465-1692-188.0	83-188-14-11	1153-128.1	653-2845-316.1	64-37.8	30-16	69-538
Opp.	233-25.9	144	434-1400-155.5	93-173-15-13	1508-167.5	607-2908-323.1	60-33.8	30-18	50-213
1950	121-13.4	124	425-1650-183.3	65-198-23-9	994-110.4	623-2644-293.7	58-40.9	32-18	58-543
Opp.	201-22.3	120	410-1242-138.0	74-163-16-13	1107-123.0	573-2349-261.0	68-37.3	23-14	60-530
1949	184-20.4	115	365-1475-163.8	66-194-16-13	1037-115.2	559-2512-279.1	51-36.4	32-18	52-438
Opp.	247-30.9	137	491-2015-223.8	73-158-13-N/A	1098-122.0	649-3113-345.8	44-40.5	32-20	60-513
1948	127-14.1	100	334-1028-128.5	66-170-14-N/A	1157-144.6	504-2185-273.1	56-37.8	27-16	32-262
Opp.	142-15.7	112	421-1742-217.8	44-115-13-N/A	780-86.7	536-2522-315.2	54-36.5	17-13	42-322
1947	145-18.1	97	359-1030-114.4	77-168-14-11	1092-121.3	547-2122-235.7	61-37.0	20-9	44-302
Opp.	179-22.4	123	407-1865-207.2	54-135-11-N/A	626-69.5	542-2491-276.7	36-34.0	31-21	32-294
1946	129-14.3	100	437-1807-200.7	39-91-12-3	352-39.1	528-2159-239.8	46-33.1	23-17	46-353
Opp.	92-10.2	97	407-1217-135.2	47-106-16-N/A	590-65.5	513-1806-200.6	59-33.8	28-17	49-402
1945	74-8.2	89	335-874-97.1	65-184-11-7	912-101.3	519-1786-198.4	74-28.0	27-14	48-357
Opp.	310-34.4	103	445-2310-256.6	33-80-16-N/A	512-56.8	525-2822-313.5	57-32.6	20-10	47-494
1944	53-6.6	58	299-904-113.0	21-69-7-1	205-25.6	973-1111-138.9	52-34.1	26-19	46-296
Opp.	240-30.0	89	413-1900-237.5	19-62-11-N/A	535-66.9	475-2435-304.4	38-36.8	15-10	70-570
1943	83-10.4	80	313-1011-126.4	40-123-11-N/A	613-76.6	436-1624-203.0	45-35.6	29-15	39-246
Opp.	153-19.1	93	383-1511-188.9	43-104-14-N/A	693-86.6	487-2204-275.5	53-32.3	20-13	52-466
1942	147-18.4	98	400-1402-140.2	45-122-12-N/A	929-92.9	522-2331-233.1	68-36.3	29-15	44-327
Opp.	135-16.9	136	507-1692-169.2	47-134-14-N/A	655-65.5	641-2347-234.7	69-34.7	19-7	45-373
1941	91-11.4	86	388-1156-144.5	32-95-14-N/A	431-53.9	483-1587-198.4	80-28.3	21-10	37-280
Opp.	99-12.4	93	382-1365-170.6	24-89-12-N/A	365-45.6	471-1730-216.3	71-31.5	19-12	33-340
1940	125-15.6	76	376-1161-145.1	19-95-11-N/A	317-39.6	471-1478-184.8	82-35.4	23-8	43-352
Opp.	98-10.8	73	N/A-1052-131.5	41-113-12-N/A	596-74.5	N/A-1648-206.0	76-32.1	29-15	33-246
1939	130-16.3	69	318-1014-126.8	36-100-16-N/A	749-93.6	418-1763-220.4	80-38.5	14-7	30-248
Opp.	91-11.4	82	N/A-1074-134.3	39-107-13-N/A	605-75.6	N/A-1679-209.9	76-34.1	14-4	29-264
1938	46-5.8	71	283-820-102.5	48-115-15-N/A	535-66.9	398-1355-169.4	62-41.7	23-12	33-318
Opp.	135-16.9	87	N/A-1446-180.8	43-122-24-N/A	564-70.5	N/A-2010-251.3	64-37.8	26-17	26-245
1937	36-4.5	77	N/A-943-117.9	43-121-9-N/A	676-84.5	N/A-1619-202.4	N/A-43	20-10	26-195
Opp.	120-15.0	67	N/A-950-118.8	27-68-22-N/A	517-64.6	N/A-1467-183.4	N/A-36.2	18-11	19-194
1936	85-10.6	79	N/A-1382-172.8	26-75-13-2	430-53.8	N/A-1812-226.5	N/A-38	N/A	N/A-225
Opp.	103-12.9	82	N/A-1448-181.0	39-86-10-N/A	569-71.1	N/A-2017-252.1	N/A-36	N/A	N/A-155
1935	122-15.3	73	316-1644-205.5	22-73-15-4	343-42.9	N/A-1987-248.4	N/A-36	N/A	N/A-305
Opp.	39-4.9	61	N/A-971-121.4	26-89-16-3	845-105.6	N/A-1616-202.0	N/A-35	N/A	N/A-242
1934	98-12.3								
Opp.	153-19.1								
1933	131-16.4								
Opp.	56-7.0								
1932	62-7.8								
Opp.	171-21.4								
1931	7-0.9								
Opp.	131-16.4								
1930	88-11.0								
Opp.	74-9.3								

Note: Detailed statistical records were not available prior to 1935, N/A= Not Available

All-Time Coaches Records

Ranked According to Total Victories

Name	Years	Overall		Big Ten	
		W-L	Pct.	W-L	Pct.
Kirk Ferentz	1999-pr.	152-101-0	.601	91-72	.558
Hayden Fry	1979-98	143-89-6	.613	96-61-5	.608
Forest Evashevski	1952-60	52-27-4	.651	33-21-2	.607
Howard Jones	1916-23	42-17-1	.708	21-12-0	.636
Eddie Anderson	1939-42, 1946-49	35-33-2	.514	21-24-2	.468
Burt Ingwersen	1924-31	33-27-4	.547	11-20-4	.371
Alden Knipe	1899-1902	29-11-4	.705	2-6-1	.278
John Chalmers	1903-05	24-8-0	.750	1-6-0	.143
Jess Hawley	1910-15	24-18-0	.571	8-11-0	.278
Bob Commings	1974-78	18-37-0	.327	13-27	.325
Jerry Burns	1961-65	16-27-2	.378	8-15-1	.354
Ray Nagel	1966-70	16-32-1	.340	11-22-2	.343
Ossie Solem	1932-36	15-21-4	.425	5-16-4	.280
A. E. Bull	1896	7-1-1	.833	---	---
Mark Catlin	1906-08	7-10-0	.412	1-3-0	.250
Leonard Raffensperger	1950-51	5-10-3	.361	2-9-1	.208
Otto Wagonhurst	1897	4-4-0	.500	---	---
Roger Sherman	1894	4-4-1	.500	---	---
Frank Lauterbur	1971-73	4-28-1	.136	3-22-1	.135
No head coach	1889-91	4-4-0	.500	---	---
E. A. Dalton	1892	3-2-1	.583	---	---
Ben Donnelly	1893	3-4-0	.429	---	---
John Griffith	1909	2-4-1	.357	0-1-0	.000
Clem Crowe	1945	2-7-0	.222	1-5-0	.167
Irl Tubbs	1937-38	2-13-1	.156	1-8-1	.150
Slip Madigan	1943-44	2-13-1	.156	0-10-1	.045

Ranked According to Overall Game Winning Percentage

Name	Years	Overall		Big Ten	
		W-L	Pct.	W-L	Pct.
A. E. Bull	1896	7-1-1	.833	---	---
John Chalmers	1903-05	24-8-0	.750	1-6-0	.143
Howard Jones	1916-23	42-17-1	.708	21-12-0	.636
Alden Knipe	1899-1902	29-11-4	.705	2-6-1	.278
Forest Evashevski	1952-60	52-27-4	.651	33-21-2	.607
Hayden Fry	1979-98	143-89-6	.613	96-51-5	.648
Kirk Ferentz	1999-pr.	152-101-0	.601	91-72	.558
E. A. Dalton	1892	3-2-1	.583	---	---
Jess Hawley	1910-15	24-18-0	.571	8-11-0	.278
Burt Ingwersen	1924-31	33-27-4	.547	11-20-4	.371
Eddie Anderson	1939-42, 1946-49	35-33-2	.514	21-24-2	.468
Roger Sherman	1894	4-4-1	.500	---	---
Otto Wagonhurst	1897	4-4-0	.500	---	---
No head coach	1889-91	4-4-0	.500	---	---
Ben Donnelly	1893	3-4-0	.429	---	---
Ossie Solem	1932-36	15-21-4	.425	5-16-4	.280
Mark Catlin	1906-08	7-10-0	.412	1-3-0	.250
Jerry Burns	1961-65	16-27-2	.378	8-15-1	.354
Leonard Raffensperger	1950-51	5-10-3	.361	2-9-1	.208
Ray Nagel	1966-70	16-32-1	.340	11-22-2	.343
John Griffith	1909	2-4-1	.357	0-1-0	.000
Bob Commings	1974-78	18-37-0	.327	13-27	.325
Clem Crowe	1945	2-7-0	.222	1-5-0	.167
Slip Madigan	1943-44	2-13-1	.156	0-10-1	.045
Irl Tubbs	1937-38	2-13-1	.156	1-8-1	.150
Frank Lauterbur	1971-73	4-28-1	.136	3-22-1	.135

All-Time Series Results

Team	First Game	W-L-T	Team	First Game	W-L-T	Team	First Game	W-L-T	Team	First Game	W-L-T
Air Force	1958	0-0-1	Des Moines YMCA	1896	1-0-0	Michigan	1900	15-41-4	Rutgers	2016	1-0-0
Akron	2002	1-0-0	Detroit	1930	1-0-0	Michigan State	1953	23-22-2	St. Louis	1905	2-1-0
Arkansas	1925	1-0-0	Doane	1895	0-1-0	Minnesota	1891	48-62-2	San Diego State	1986	1-0-0
Arkansas State	2009	1-0-0	Drake	1896	12-3-0	Mississippi State	2019	1-0-0	Simpson	1898	4-0-0
Arizona	1966	6-7-0	Eastern Illinois	2010	1-0-0	Missouri	1892	6-7-0	South Carolina	2008	1-0-0
Arizona State	1997	1-2-0	Florida	1983	1-3-0	Missouri State	2013	1-0-0	South Dakota	1917	8-0-0
Augustana	1894	2-0-0	Florida International	2008	1-0-0	Monmouth	1905	4-0-0	Southeast Oklahoma	1924	1-0-0
Ball State	2005	3-0-0	George Washington	1931	1-1-0	Montana	1954	2-0-0	Southern Cal	1925	2-7-0
Berg AAF	1945	1-0-0	Georgia Tech	2009	1-0-0	Morningside	1908	4-0-0	Stanford	2016	0-1-0
Boston College	2017	1-0-0	Great Lakes	1917	0-4-0	Nebraska	1891	17-29-3	Syracuse	1975	3-1-0
Boston University	1948	1-0-0	Grinnell	1889	11-5-1	New Mexico State	1995	1-0-0	Temple	1936	1-0-0
Bradley Tech	1930	5-0-0	Hawaii	1956	3-1-0	North Carolina State	1965	0-3-0	Tennessee	1982	1-2-0
Buffalo	2003	1-0-0	Idaho	1964	1-0-0	North Dakota	1926	1-0-0	Tennessee Tech	2011	1-0-0
Butler	1924	1-0-0	Illinois	1899	34-38-2	North Dakota State	1946	2-1-0	Texas	1984	1-1-0
Brigham Young	1991	0-0-1	Illinois State	2015	1-0-0	Northern Illinois	1985	9-1-0	Texas A&M	1931	0-1-0
California	1958	3-1-0	Indiana	1912	45-28-4	Northern Iowa	1898	17-1-0	Texas El Paso	1986	1-0-0
Camp Dodge	1918	0-0-1	Iowa Preflight	1943	0-2-0	Northwestern	1897	50-27-3	Texas Christian	1958	2-1-0
Camp Grant	1942	1-0-0	Iowa State	1894	44-22-0	Notre Dame	1921	8-13-3	Texas Tech	1996	2-0-0
Carleton	1936	1-0-0	Iowa Wesleyan	1890	1-0-0	North Texas	2015	2-0-0	Tulsa	1989	3-1-0
Carroll	1926	2-0-0	Kansas	1891	4-6-0	Ohio State	1922	15-47-3	UCLA	1938	3-6-0
Centenary	1930	0-1-0	Kansas State	1951	5-1-0	Oklahoma	1979	0-2-0	Upper Iowa	1898	2-0-0
Central Michigan	1994	2-1-0	Kent State	2001	2-0-0	Oklahoma State	1923	1-1-0	Utah	1978	0-1-0
Chicago	1894	3-9-2	Knox	1892	6-0-1	Oregon	1949	1-2-0	Utah State	1957	2-0-0
Cincinnati	1990	1-0-0	Lawrence	1924	1-0-0	Oregon State	1956	7-5-0	Wabash	1925	2-0-0
Coe	1892	9-0-0	Louisiana-Monroe	2011	1-0-0	P & S	1897	0-1-0	Washington	1937	3-3-0
Colgate	1935	1-1-0	Louisiana State	2005	1-1-0	Parsons	1895	1-0-0	Washington State	1953	3-1-1
Colorado	1988	0-2-0	Luther	1893	1-0-0	Penn College	1895	2-0-0	Washington, Mo.	1902	4-0-0
Colorado Teachers	1926	1-0-0	Maine	2008	1-0-0	Penn State	1930	12-16-0	Western Michigan	2000	1-2-0
Cornell	1891	13-1-0	Marquette	1930	1-1-0	Pittsburgh	1931	4-3-0	Wilton	1896	2-0-0
Denver	1927	1-0-0	Maryland	2014	2-1-0	Purdue	1910	38-48-3	Wisconsin	1894	43-47-2
Denver Athletic Club	1893	0-1-0	Miami, Florida	1950	0-4-0	Ripon	1928	1-0-0	Wyoming	1953	3-0-0
Des Moines	1905	1-0-0	Miami, Ohio	2001	4-0-0	Rush	1898	1-1-0	Yale	1922	1-0-0

2019 opponents listed in boldface

Air Force (Series tied, 0-0-1)

10/4/1958 ___ T ___ 13-13 _____ home

Akron (Iowa leads, 1-0)

8/31/2002 ___ W ___ 57-21 _____ home

Arkansas (Iowa leads, 1-0)

10/3/1925 ___ W ___ 25-0 _____ home

Arkansas State (Iowa leads, 1-0)

10/3/2009 ___ W ___ 24-21 _____ home

Arizona (Iowa trails, 6-7)

9/17/1966 ___ W ___ 31-20 _____ home

10/4/1969 ___ W ___ 31-19 _____ home

10/3/1970 ___ L ___ 10-17 _____ away

10/6/1973 ___ L ___ 20-23 _____ home

9/24/1977 ___ L ___ 7-41 _____ home

9/30/1978 ___ L ___ 3-23 _____ away

10/4/1980 ___ L ___ 3-5 _____ home

9/25/1982 ___ W ___ 17-14 _____ away

9/12/1987 ___ W ___ 15-14 _____ away

9/7/1996 ___ W ___ 21-20 _____ home

9/19/1998 ___ L ___ 11-35 (#16) _____ away

9/19/2009 ___ W ___ 27-17 _____ home

9/18/2010 ___ L ___ 27-34 (#24) _____ away

Arizona State (Iowa trails, 2-1)

12/31/1997 ___ L ___ 7-17 (#16) ___ El Paso, TX

9/20/2003 ___ W ___ 21-2 (#16) _____ home

9/18/2004 ___ L ___ 7-44 _____ away

Augustana (Iowa leads, 2-0)

10/20/1894 ___ W ___ 34-0 _____ away

9/27/1904 ___ W ___ 33-2 _____ home

Ball State (Iowa leads, 3-0)

9/3/2005 ___ W ___ 56-0 _____ home

9/25/2010 ___ W ___ 45-0 _____ home

9/6/2014 ___ W ___ 17-13 _____ home

Berg AAF (Iowa leads, 1-0)

9/29/1945 ___ W ___ 14-13 _____ home

Boston College (Iowa leads, 1-0)

12/27/2017 ___ W ___ 27-20 _____ New York

Boston University (Iowa leads, 1-0)

11/20/1948 ___ W ___ 34-14 _____ away

Bradley Tech (Iowa leads, 5-0)

9/27/1930 ___ W ___ 38-12 _____ home

10/1/1932 ___ W ___ 31-7 _____ home

10/7/1933 ___ W ___ 38-0 _____ home

9/28/1935 ___ W ___ 26-0 _____ home

10/9/1937 ___ W ___ 14-7 _____ home

Buffalo (Iowa leads, 1-0)

9/6/2003 ___ W ___ 56-7 _____ home

Butler (Iowa leads, 1-0)

11/8/1924 ___ W ___ 7-0 _____ home

BYU (Series tied, 0-0-1)

12/30/1991 ___ T ___ 13-13 ___ San Diego, CA

California (Iowa leads, 3-1)

1/1/1959 ___ W ___ 38-12 (#16)Pasadena, CA

9/26/1959 ___ W ___ 42-12 _____ away

9/30/1961 ___ W ___ 28-7 _____ home

12/31/1993 ___ L ___ 3-37 ___ San Antonio, TX

Camp Dodge (Series tied, 0-0-1)

11/23/1918 ___ T ___ 0-0 _____ away

Camp Grant (Iowa leads, 1-0)

10/10/1942 ___ W ___ 33-16 _____ home

Carleton College (Iowa leads, 1-0)

9/26/1936 ___ W ___ 14-0 _____ home

Carroll (Iowa leads, 2-0)

10/30/1926 ___ W ___ 21-0 _____ home

9/29/1929 ___ W ___ 46-0 _____ home

Centenary (Iowa trails, 0-1)

10/11/1930 ___ L ___ 12-19 _____ home

Central Michigan (Iowa leads, 2-1)

9/3/1994 ___ W ___ 52-21 _____ home

9/5/1998 ___ W ___ 38-0 _____ home

9/22/2012 ___ L ___ 31-32 _____ home

Chicago (Iowa trails, 3-9-2)

10/27/1894 ___ T ___ 18-18 _____ away

10/10/1896 ___ L ___ 0-6 _____ away

10/8/1898 ___ L ___ 0-36 _____ away

10/7/1899 ___ T ___ 5-5 _____ away

11/2/1900 ___ W ___ 17-0 _____ away

10/15/1904 ___ L ___ 0-39 _____ away

10/7/1905 ___ L ___ 0-42 _____ away

10/19/1912 ___ L ___ 14-34 _____ away

10/22/1913 ___ L ___ 6-23 _____ away

10/17/1914 ___ L ___ 0-7 _____ away

11/15/1919 ___ L ___ 6-9 _____ away

10/23/1920 ___ L ___ 0-10 _____ away

10/13/1928 ___ W ___ 13-0 _____ away

10/15/1938 ___ W ___ 27-14 _____ away

Cincinnati (Iowa leads, 1-0)

9/15/1990 ___ W ___ 63-10 _____ home

Coe (Iowa leads, 9-0)

10/21/1892 ___ W ___ 48-0 _____ away

10/8/1893 ___ W ___ 56-0 _____ away

10/30/1901 ___ W ___ 11-0 _____ home

9/29/1903 ___ W ___ 16-0 _____ home

9/24/1904 ___ W ___ 17-0 _____ home

9/26/1905 ___ W ___ 27-0 _____ home

11/10/1906 ___ W ___ 15-12 _____ home

10/10/1908 ___ W ___ 92-0 _____ home

10/12/1918 ___ W ___ 27-0 _____ home

Colgate (Series tied, 1-1)

10/12/1935 ___ W ___ 12-6 _____ home

10/22/1938 ___ L ___ 0-14 _____ home

Colorado (Iowa trails, 0-2)

9/17/1988 ___ L ___ 21-24 _____ home

9/26/1992 ___ L ___ 12-28 (#10) _____ away

Colorado Teachers (Iowa leads, 1-0)

10/2/1926 ___ W ___ 24-0 _____ home

Cornell (Iowa leads, 13-1)

10/24/1891 ___ W ___ 64-6 _____ home

10/13/1894 ___ W ___ 60-0 _____ away

9/27/1903 ___ W ___ 6-0 _____ home

10/1/1904 ___ W ___ 88-0 _____ home

10/9/1909 ___ W ___ 3-0 _____ home

10/21/1911 ___ L ___ 0-3 _____ away

10/12/1912 ___ W ___ 31-0 _____ home

10/15/1913 ___ W ___ 76-0 _____ home

10/10/1914 ___ W ___ 49-0 _____ home

10/2/1915 ___ W ___ 33-0 _____ away

10/7/1916 ___ W ___ 31-6 _____ home

10/6/1917 ___ W ___ 22-13 _____ home

10/19/1918 ___ W ___ 34-0 _____ home

10/09/1920 ___ W ___ 63-0 _____ home

Denver (Iowa leads, 1-0)

10/29/1927 ___ W ___ 15-0 _____ home

Denver Athletic Club (Iowa trails, 0-1)

10/15/1893 ___ L ___ 0-58 _____ away

Des Moines (Iowa leads, 1-0)

11/11/1905 ___ W ___ 72-0 _____ home

Des Moines YMCA (Iowa leads, 1-0)

11/21/1896 ___ W ___ 34-0 _____ away

Detroit (Iowa leads, 1-0)

11/1/1930 ___ W ___ 7-3 _____ away

Doane (Iowa trails, 0-1)

10/12/1895 ___ L ___ 0-10 _____ home

Drake (Iowa leads, 12-3)

10/3/1896 ___ W ___ 32-0 _____ home

11/13/1897 ___ W ___ 16-0 _____ away

10/15/1898 ___ L ___ 5-18 _____ home

10/26/1900 ___ W ___ 26-0 _____ home

10/11/1901 ___ W ___ 6-5 _____ away

10/11/1902 ___ W ___ 12-0 _____ away

10/10/1903 ___ W ___ 22-6 _____ home

10/6/1904 ___ W ___ 17-0 _____ away

11/18/1905 ___ W ___ 44-0 _____ home

10/26/1907 ___ W ___ 25-4 _____ away

11/14/1908 ___ L ___ 6-12 _____ home

11/6/1909 ___ L ___ 14-17 _____ away

11/12/1910 ___ W ___ 21-0 _____ home

9/27/1941 ___ W ___ 25-8 _____ home

9/14/1985 ___ W ___ 58-0 _____ home

Eastern Illinois (Iowa leads, 1-0)

9/4/1910 ___ W ___ 37-7 _____ home

Florida (Iowa trails, 3-1)

12/30/1983 ___ L ___ 6-14 (#11)Jacksonville, FL

1/1/2004 ___ W ___ 37-17 (#17)___ Tampa, FL

1/2/2006 ___ L ___ 24-31 (#16)___ Tampa, FL

1/2/2017 ___ L ___ 3-30 _____ Tampa, FL

Florida International (Iowa leads, 1-0)

9/06/2008 ___ W ___ 42-0 _____ home

George Washington (Series tied, 1-1)

10/31/1931 ___ W ___ 7-0 _____ home

10/28/1932 ___ L ___ 6-21 _____ away

Georgia Tech (Iowa leads, 1-0)

1/5/2010 W 24-14 (#9) Miami, FL

Great Lakes (Iowa trails, 0-4)

 11/3/1917 L 14-23 away
 9/28/1918 L 0-10 home
 10/3/1942 L 0-25 home
 9/25/1943 L 7-21 away

Grinnell (Iowa leads, 11-5-1)

 11/16/1889 L 0-24 away
 10/18/1890 L 6-11 home
 11/7/1891 L 4-6 away
 11/16/1892 W 18-12 home
 11/11/1893 L 14-36 away
 11/10/1894 W 6-0 home
 11/14/1896 W 15-6 away
 11/20/1897 W 16-12 home
 11/12/1898 T 5-5 away
 11/11/1899 W 16-0 home
 11/16/1900 W 63-2 home
 11/16/1901 W 17-11 home
 10/24/1903 W 17-0 away
 11/12/1904 W 69-0 home
 11/4/1905 W 46-0 home
 10/14/1916 W 17-7 home
 10/20/1917 L 0-10 home

Hawai'i (Iowa leads, 3-1)

 10/20/1956 W 34-0 home
 12/1/1984 W 17-6 away
 9/3/1988 L 24-27 away
 9/7/1991 W 53-10 home

Idaho (Iowa leads 1-0)

9/26/1964 W 34-24 home

Illinois (Iowa trails, 34-38-2)

 11/30/1899 W 58-0 away
 11/9/1901 L 0-27 home
 11/27/1902 L 0-80 away
 11/21/1903 W 12-0 home
 11/19/1904 L 0-29 away
 11/9/1907 W 25-12 home
 11/7/1908 L 0-22 away
 10/26/1918 L 0-19 home
 10/18/1919 L 7-9 away
 10/23/1920 L 3-20 away
 10/15/1921 W 14-2 home
 10/21/1922 W 8-7 away
 10/20/1923 L 6-9 home
 11/1/1924 L 0-36 away
 10/17/1925 W 12-10 home
 10/16/1926 L 6-13 away
 11/5/1927 L 0-14 home
 10/20/1929 T 7-7 home
 10/26/1935 W 19-0 away
 10/17/1936 T 0-0 home
 11/23/1940 W 18-7 home
 11/8/1941 W 21-0 away
 10/17/1942 L 7-12 (#5) home
 11/6/1943 L 10-19 home
 10/14/1944 L 6-40 (#14) away
 11/10/1945 L 7-48 away
 11/2/1946 L 0-7 (#11) home
 10/4/1947 L 12-35 home
 11/6/1948 L 0-14 away
 10/8/1949 L 14-20 home
 11/11/1950 L 7-21 (#10) home

 11/10/1951 L 13-40 (#2) away
 11/8/1952 L 13-33 home
 11/25/1967 L 19-21 home
 11/23/1968 W 37-13 away
 11/22/1969 W 40-0 away
 11/21/1970 W 22-16 home
 11/20/1971 L 0-31 away
 11/25/1972 W 15-14 home
 10/27/1973 L 0-50 away
 10/26/1974 W 14-12 home
 9/11/1975 L 12-27 home
 9/11/1976 L 6-24 away
 10/6/1979 W 13-7 away
 10/11/1980 L 14-20 home
 10/31/1981 L 7-24 away
 10/30/1982 W 14-13 home
 10/1/1983 L 0-33 away
 9/29/1984 W 21-16 home
 11/9/1985 W 59-0 home
 11/8/1986 L 16-20 away
 11/4/1989 L 7-31 (#8) home
 11/3/1990 W 54-28 (#5) away
 10/19/1991 W 24-21 (#13) home
 10/17/1992 W 24-14 away
 10/16/1993 L 3-49 home
 10/15/1994 L 7-47 away
 11/4/1995 L 7-26 home
 11/2/1996 W 31-21 away
 9/27/1997 W 38-10 home
 9/26/1998 W 37-14 away
 11/6/1999 L 24-40 home
 10/14/2000 L 0-31 away
 11/1/2003 W 41-10 home
 10/30/2004 W 23-13 away
 10/1/2005 W 35-7 home
 9/23/2006 W 24-7 away
 10/13/2007 W 10-6 (#18) home
 11/1/2008 L 24-27 away
 11/15/2014 W 30-14 away
 10/10/2015 W 29-20 home
 11/19/2016 W 28-0 away
 10/7/2017 W 45-16 home
 11/10/2018 W 63-0 away

Illinois State (Iowa leads, 1-0-0)

9/5/2015 W 31-14 home

Indiana (Iowa leads, 45-28-4)

 11/9/1912 W 13-6 away
 11/8/1913 W 60-0 home
 10/2/1920 W 17-7 away
 11/12/1921 W 41-0 home
 10/17/1931 T 0-0 home
 10/15/1932 L 0-12 away
 11/3/1934 T 0-0 away
 11/2/1935 T 6-6 home
 10/31/1936 L 6-13 away
 11/13/1937 L 0-3 (#17) home
 11/12/1938 L 3-7 away
 10/7/1939 W 32-29 home
 10/19/1940 L 6-10 away
 11/1/1941 W 13-7 home
 10/24/1942 W 14-13 away
 10/16/1943 T 7-7 home
 10/28/1944 L 0-32 (#17) away
 10/20/1945 L 20-52 (#8) home
 10/19/1946 W 13-0 (#18) away
 10/11/1947 W 27-14 home
 10/2/1948 L 0-7 away

 10/15/1949 W 35-9 home
 10/7/1950 L 7-20 away
 10/4/1952 L 13-20 away
 10/24/1953 W 19-13 home
 10/23/1954 W 27-14 away
 10/8/1955 W 20-6 home
 9/29/1956 W 27-0 away
 10/12/1957 W 47-7 away
 10/11/1958 W 34-13 home
 10/14/1961 W 27-8 home
 10/13/1962 W 14-10 away
 10/12/1963 W 37-26 home
 10/10/1964 W 21-20 away
 10/30/1965 L 17-21 away
 10/29/1966 W 20-19 home
 10/14/1967 L 17-21 away
 10/12/1968 L 34-38 home
 11/8/1969 W 28-17 away
 11/7/1970 W 42-13 home
 11/13/1971 L 7-14 home
 11/18/1972 L 8-16 away
 10/18/1975 W 20-10 away
 10/16/1976 L 7-14 home
 11/5/1977 L 21-24 home
 11/11/1978 L 14-34 away
 9/08/1979 L 26-30 home
 9/13/1980 W 16-7 away
 10/10/1981 W 42-28 home
 10/9/1982 W 24-20 away
 10/29/1983 W 49-3 home
 10/27/1984 W 24-20 away
 10/31/1987 W 29-21 (#11) home
 10/29/1988 L 34-45 away
 11/9/1991 W 38-21 (#25) home
 11/7/1992 W 14-0 away
 10/9/1993 L 10-16 away
 10/8/1994 L 20-27 home
 10/14/1995 W 22-13 home
 10/12/1996 W 31-10 away
 10/25/1997 W 62-0 home
 10/17/1998 L 7-14 away
 10/23/1999 L 31-38 home
 9/30/2000 L 33-45 away
 10/20/2001 W 42-28 home
 10/19/2002 W 24-8 away
 10/15/2005 W 38-21 home
 10/14/2006 L 28-31 away
 9/29/2007 L 20-38 home
 10/11/2008 W 45-9 away
 10/31/2009 W 42-24 home
 11/6/2010 W 18-13 away
 10/22/2011 W 45-24 home
 11/3/2012 L 21-24 away
 10/11/2014 W 45-29 home
 11/7/2015 W 35-27 away
 10/13/2018 W 42-16 away

Iowa Preflight (Iowa trails, 0-2)

 10/9/1943 L 0-25 home
 11/25/1944 L 6-30 home

Iowa State (Iowa leads, 44-22)

 10/1/1894 L 8-16 home
 10/26/1895 L 0-24 home
 10/5/1897 L 0-6 home
 10/28/1899 W 5-0 home
 10/18/1901 W 12-0 home
 11/1/1902 W 12-6 home
 10/29/1904 W 10-6 home

11/24/1905	W	8-0	away
11/23/1906	L	0-2	home
11/24/1907	L	14-20	away
11/13/1909	W	16-0	home
11/5/1910	W	2-0	away
11/18/1911	L	0-9	home
11/16/1912	W	20-7	away
11/15/1913	W	45-7	home
11/14/1914	W	26-6	away
11/13/1915	L	0-16	home
11/18/1916	W	19-16	away
11/24/1917	W	6-3	home
11/9/1918	W	21-0	home
11/22/1919	W	10-0	home
11/20/1920	W	14-10	away
11/4/1933	W	27-7	home
10/20/1934	L	6-31	away
9/17/1977	W	12-10	home
9/23/1978	L	0-31 (#20)	home
9/29/1979	W	30-14	home
9/27/1980	L	7-10	home
9/19/1981	L	12-23	away
9/18/1982	L	7-19	home
9/10/1983	W	51-10	away
9/8/1984	W	59-21	home
9/28/1985	W	57-3	away
9/13/1986	W	43-7	home
9/19/1987	W	48-9	away
9/24/1988	W	10-3	home
9/23/1989	W	31-21	away
9/22/1990	W	45-35	home
9/14/1991	W	29-10	away
9/12/1992	W	21-7	home
9/11/1993	W	31-28	away
9/10/1994	W	37-9	home
9/16/1995	W	27-10	away
9/14/1996	W	38-13	home
9/20/1997	W	63-20	away
9/12/1998	L	9-27	home
9/11/1999	L	10-17	away
9/16/2000	L	14-24	home
11/24/2001	L	14-17	away
9/14/2002	L	31-36	home
9/13/2003	W	40-21	away
9/11/2004	W	17-10	home
9/10/2005	L	3-23	away
9/16/2006	W	27-17	home
9/15/2007	L	13-15	away
9/13/2008	W	17-5	home
9/12/2009	W	35-3	away
9/11/2010	W	35-7	home
9/10/2011	L	41-44 (3OT)	away
9/8/2012	L	6-9	home
9/14/2013	W	27-21	away
9/13/2014	L	17-20	home
9/12/2015	W	31-17	away
9/10/2016	W	42-3	home
9/9/2017	W	44-41 (OT)	away
9/8/2018	W	13-3	home

Iowa Wesleyan (Iowa leads, 1-0)

11/1/1890 W 91-0 away

Kansas (Iowa trails, 4-6)

12/5/1891 W 18-14 away
 11/5/1892 L 4-24 away
 11/4/1893 L 24-35 away
 11/3/1894 W 14-12 home
 11/2/1895 L 0-54 away

10/26/1896 W 6-0 home
 10/30/1897 L 0-56 away
 11/21/1908 L 5-10 home
 11/20/1909 L 7-20 away
 10/29/1960 W 21-7 (#19) home

Kansas State (Iowa leads, 5-1)

9/29/1951 W 16-0 home
 9/24/1955 W 28-7 home
 10/31/1959 W 53-0 home
 9/26/1987 W 38-13 home
 9/10/1988 W 45-10 away
 8/26/2000 L 7-27 (#8) Kansas City, MO

Kent State (Iowa leads, 2-0)

9/1/2001 W 51-0 home
 9/4/2004 W 39-7 home

Knox (Iowa leads, 6-0-1)

10/29/1892 W 44-0 home
 10/1/1898 T 0-0 away
 11/18/1899 W 33-0 away
 11/2/1901 W 23-6 home
 10/1/1921 W 52-14 home
 10/7/1922 W 61-0 home
 10/6/1923 W 44-3 home

Lawrence (Iowa leads, 1-0)

10/18/1924 W 13-5 home

Louisiana Monroe (Iowa leads, 1-0)

9/24/2011 W 45-17 home

LSU (Series tied, 1-1)

1/1/2005 W 30-25 (#12) Orlando, FL
 1/1/2014 L 14-21 (#14) Tampa, FL

Luther (Iowa leads, 1-0)

10/22/1893 W 32-0 home

Maine (Iowa leads, 1-0)

8/30/2008 W 46-3 home

Marquette (Series tied, 1-1)

11/8/1930 L 0-7 away
 9/25/1948 W 14-12 home

Maryland (Iowa leads, 2-1)

10/18/2014 L 31-38 away
 10/31/2015 W 31-15 home
 10/20/2018 W 23-0 home

Miami, OH (Iowa leads 4-0)

9/8/2001 W 44-19 home
 9/7/2002 W 29-24 away
 8/30/2003 W 21-3 home
 9/3/2016 W 45-21 home

Miami, FL (Iowa trails, 0-4)

11/24/1950 L 6-14 (#14) away
 11/18/1966 L 0-44 away
 9/29/1990 L 21-48 (#10) away
 9/5/1992 L 7-24 (#1) home

Michigan (Iowa trails, 15-41-4)

11/10/1900 W 28-5 away
 11/28/1901 L 0-50 away
 11/8/1902 L 0-107 away
 11/3/1923 L 3-9 home

11/1/1924 W 9-2 away
 11/22/1928 L 7-10 away
 11/23/1929 T 0-0 away
 11/11/1933 L 6-10 away
 10/23/1937 L 6-7 home
 10/14/1939 L 7-27 away
 10/4/1941 L 0-6 away
 11/28/1942 L 14-28 (#9) away
 10/5/1946 L 7-14 away
 10/20/1951 L 0-21 home
 10/10/1953 L 13-14 (#5) away
 10/9/1954 L 13-14 (#11) away
 10/29/1955 L 21-33 (#3) away
 11/3/1956 L 14-17 (#17) home
 11/2/1957 T 21-21 (#12) away
 11/1/1958 W 37-14 away
 11/18/1961 L 14-23 away
 11/17/1962 W 28-14 home
 11/16/1963 T 21-21 away
 11/14/1964 L 20-34 (#6) home
 11/15/1969 L 6-51 (#14) home
 11/14/1970 L 0-55 (#5) away
 11/6/1971 L 7-63 (#3) away
 11/11/1972 L 0-31 (#4) home
 9/15/1973 L 7-31 (#5) home
 9/14/1974 L 7-24 (#6) away
 10/29/1977 L 6-23 (#6) away
 11/4/1978 L 0-34 (#8) home
 10/17/1981 W 9-7 (#5) away
 10/16/1982 L 7-29 home
 10/22/1983 L 13-16 (#10) away
 10/20/1984 W 26-0 home
 10/19/1985 W 12-10 (#2) home
 10/18/1986 L 17-20 (#4) away
 10/17/1987 L 10-37 away
 10/15/1988 T 17-17 (#15) home
 10/21/1989 L 12-26 (#5) home
 10/20/1990 W 24-23 (#10) away
 10/5/1991 L 24-43 (#7) home
 10/3/1992 L 28-52 (#4) away
 10/2/1993 L 7-24 (#8) away
 10/1/1994 L 14-29 (#7) home
 10/18/1997 L 24-28 (#5) away
 10/3/1998 L 9-12 (#25) home
 10/27/2001 L 26-32 (#8) home
 10/26/2002 W 34-9 (#8) away
 10/4/2003 W 30-27 (#9) home
 9/25/2004 L 17-30 (#18) away
 10/22/2005 L 20-23 (OT) home
 10/21/2006 L 6-20 (#2) away
 10/10/2009 W 30-28 home
 10/16/2010 W 38-28 away
 11/5/2011 W 24-16 (#13) home
 11/17/2012 L 17-42 (#23) away
 11/23/2013 W 24-21 home
 11/12/2016 W 14-13 (#2) home

Michigan State (Iowa leads, 23-22-2)

9/26/1953 L 7-21 (#2) home
 9/25/1954 W 14-10 (#7) home
 10/10/1959 W 37-8 home
 10/8/1960 W 27-15 (#13) away
 11/6/1965 L 0-35 (#1) home
 11/5/1966 L 7-56 (#2) away
 10/25/1969 W 19-18 home
 10/24/1970 L 0-37 away
 10/23/1971 L 3-34 away
 10/28/1972 T 6-6 home
 11/24/1973 L 6-15 home

11/23/1974	L	21-60 (#14)	away
11/22/1975	L	23-27	home
11/20/1976	W	30-17	away
11/19/1977	L	16-22	home
11/25/1978	L	7-42 (#14)	away
11/17/1979	W	33-23	home
11/22/1980	W	41-0	away
11/21/1981	W	36-7	home
11/20/1982	W	24-18	away
11/12/1983	W	12-6	away
11/10/1984	L	16-17	home
10/5/1985	W	35-31	home
10/4/1986	W	24-21 (#17)	away
10/3/1987	L	14-19	home
10/1/1988	T	10-10	away
10/7/1989	L	14-17 (#24)	home
10/6/1990	W	12-7 (#18)	away
10/23/1993	L	10-24 (#24)	away
10/22/1994	W	19-14	home
10/7/1995	W	21-7	away
10/5/1996	W	37-30	home
10/2/1999	L	3-49 (#14)	away
10/7/2000	W	21-16	home
10/13/2001	L	28-31	away
10/12/2002	W	44-16	home
9/27/2003	L	10-20	away
10/2/2004	W	38-16	home
10/27/2007	W	34-27 (2 OT)	home
10/4/2008	L	13-16	away
10/24/2009	W	15-13	away
10/30/2010	W	37-6 (#5)	home
11/12/2011	L	21-37 (#13)	home
10/13/2012	W	19-16 (2 OT)	away
10/5/2013	L	14-26	home
12/5/2015	L	13-16 (#5) Indianapolis, IN	
9/30/2017	L	10-17	away

Minnesota (Iowa trails, 48-62-2)

11/2/1891	L	4-42	home
10/26/1901	L	0-16	away
10/25/1902	L	0-34	home
10/17/1903	L	0-75	away
11/24/1904	L	0-11	home
10/21/1905	L	0-39	away
10/2/1909	L	0-41	away
10/28/1911	L	6-24	away
10/26/1912	L	7-56	away
10/24/1914	L	0-7	home
10/23/1915	L	13-51	away
11/4/1916	L	0-67	away
11/2/1918	W	6-0	home
10/25/1919	W	9-6	away
11/13/1920	W	28-7	home
11/5/1921	W	41-7	away
11/11/1922	W	28-14	home
11/17/1923	L	7-20	away
10/25/1924	W	13-0	home
11/14/1925	L	0-33	away
11/6/1926	L	0-41	home
10/22/1927	L	0-38	away
10/24/1928	W	7-6	home
11/9/1929	W	9-7	home
10/24/1931	L	0-34	away
10/22/1932	L	6-21	home
10/28/1933	L	7-19	away
10/28/1934	L	12-48	home
11/9/1935	L	6-13	home
11/7/1936	L	0-52 (#2)	away
11/6/1937	L	10-35 (#14)	home

11/5/1938	L	0-28 (#12)	away
11/18/1939	W	13-9 (#20)	home
10/26/1940	L	6-34 (#6)	away
11/15/1941	L	13-34 (#1)	home
11/14/1942	L	7-27 (#16)	away
11/13/1943	L	14-33	away
11/18/1944	L	0-46	home
11/17/1945	W	20-19	home
11/16/1946	L	6-16	away
11/15/1947	W	13-7 (#20)	home
11/13/1948	L	21-28 (#14)	home
11/5/1949	L	7-55	away
11/4/1950	W	13-0	away
11/13/1951	T	20-20	home
11/11/1952	L	7-17	away
11/14/1953	W	27-0 (#15)	home
11/13/1954	L	20-22 (#13)	away
11/5/1955	W	26-0	home
11/10/1956	W	7-0 (#6)	away
11/9/1957	W	44-20	home
11/8/1958	W	28-6	away
11/7/1959	W	33-0	home
11/5/1960	L	10-27 (#3)	away
11/11/1961	L	9-16 (#5)	home
11/10/1962	L	0-10 (#10)	away
11/9/1963	W	27-13	home
11/7/1964	L	13-14	away
10/16/1965	L	3-14	home
10/15/1966	L	0-17	away
11/4/1967	L	0-10	home
11/2/1968	W	35-28	away
11/1/1969	L	8-35	home
10/31/1970	T	14-14	away
10/16/1971	L	14-19	home
10/21/1972	L	14-43	away
10/20/1973	L	23-31	home
10/19/1974	L	17-23	away
10/25/1975	L	7-31	home
10/23/1976	W	22-12	away
10/8/1977	W	18-6	home
10/14/1978	L	20-22	away
10/20/1979	L	7-24	home
10/25/1980	L	6-24	away
10/24/1981	L	10-12	home
10/23/1982	W	21-16	away
10/19/1983	W	61-10	home
11/17/1984	L	17-23	away
11/23/1985	W	31-9	home
11/22/1986	W	30-27	away
11/21/1987	W	34-20	home
11/19/1988	W	31-22	away
11/25/1989	L	7-43	home
11/24/1990	L	24-31	away
11/23/1991	W	23-8	home
11/21/1992	L	13-28	away
11/20/1993	W	21-3	home
11/19/1994	W	49-42	away
11/25/1995	W	45-3	home
11/23/1996	W	43-24	away
11/22/1997	W	31-0	home
11/21/1998	L	7-49	away
11/20/1999	L	21-25 (#17)	home
11/18/2000	L	24-27	away
11/17/2001	W	42-24	home
11/16/2002	W	45-21	away
11/15/2003	W	40-22 (#19)	home
11/13/2004	W	29-27	away
11/19/2005	W	52-28	home
11/18/2006	L	24-34	away

11/10/2007	W	21-16	home
11/22/2008	W	55-0	away
11/21/2009	W	12-0	home
11/27/2010	L	24-27	away
10/29/2011	L	21-22	away
9/29/2012	W	31-13	home
9/28/2013	W	23-7	away
11/8/2014	L	14-51	away
11/14/2015	W	40-35	home
10/8/2016	W	14-7	away
10/28/2017	W	17-10	home
10/6/2018	W	48-31	away

Mississippi State (Iowa leads, 1-0)

1/1/2019	W	27-22	neutral
----------	---	-------	---------

Missouri (Iowa trails, 6-7)

11/9/1892	L	0-22	away
11/18/1893	W	34-12	home
11/19/1894	L	6-32	away
11/18/1895	L	0-34	away
11/9/1896	W	12-0	away
11/20/1902	L	0-6	away
11/14/1903	W	16-0	away
10/27/1906	W	24-4	home
10/19/1907	W	21-6	home
10/17/1908	L	5-10	away
10/30/1909	L	12-13	home
10/15/1910	L	0-5	away
12/28/2010	W	27-24 (#14)	Tempe, AZ

Missouri State (Iowa leads, 1-0)

9/7/2013	W	28-14	home
----------	---	-------	------

Monmouth (Iowa leads, 4-0)

9/30/1905	W	40-0	home
10/1/1927	W	32-6	home
10/7/1928	W	26-0	home
10/6/1929	W	46-0	home

Montana (Iowa leads, 1-0)

10/2/1954	W	48-6	home
9/2/2006	W	41-7	home

Morningside (Iowa leads, 4-0)

10/24/1908	W	16-0	away
10/2/1910	W	12-0	home
10/14/1911	W	11-5	away
10/9/1915	W	17-6	away

Nebraska (Iowa trails, 17-29-3)

11/25/1891	W	22-0	Omaha, NE
11/24/1892	T	10-10	Omaha, NE
11/25/1893	L	18-20	Omaha, NE
11/29/1894	L	0-36	Omaha, NE
11/19/1895	L	0-6	Omaha, NE
11/26/1896	T	0-0	Omaha, NE
11/28/1896	W	6-0	Omaha, NE
11/25/1897	L	0-6	Council Bluffs, IA
11/24/1898	W	6-5	Council Bluffs, IA
11/4/1899	W	30-0	Omaha, NE
10/31/1903	L	6-17	home
11/5/1904	L	6-17	away
10/31/1908	L	8-11	home
10/23/1909	T	6-6	away
11/22/1913	L	0-12	away
11/21/1914	L	7-16	home
11/20/1915	L	7-52	away
11/25/1916	L	17-34	home

10/13/1917	L	0-47	away
10/5/1918	W	12-0	away
10/4/1919	W	18-0	home
11/22/1930	W	12-7	home
11/7/1931	L	0-7	away
11/5/1932	L	13-14	home
11/25/1933	L	6-7	away
10/14/1934	L	13-14	away
11/20/1937	L	0-28 (#11)	away
11/19/1938	L	0-14	home
11/09/1940	L	6-14 (#12)	away
11/22/1941	L	13-14	away
9/26/1942	W	27-0	home
11/20/1943	W	33-13	away
11/04/1944	W	27-6	home
11/24/1945	L	6-13	away
10/12/1946	W	21-7	home
9/22/1979	L	21-24 (#7)	home
9/20/1980	L	0-57 (#6)	away
9/12/1981	W	10-7 (#7)	home
9/11/1982	L	7-42 (#3)	away
9/04/1999	L	7-42 (#5)	home
9/23/2000	L	13-42 (#1)	away
11/25/2011	L	7-20 (#22)	away
11/23/2912	L	7-13 (#17)	home
11/29/2013	W	38-17	away
11/28/2014	L	34-37 (OT)	home
11/27/2015	W	28-20	away
11/25/2016	W	40-10 (#15)	home
11/24/2017	W	56-14	away
11/23/2018	W	31-28	home

New Mexico State (Iowa leads, 1-0)

9/30/1995 W 59-21 home

North Carolina State (Iowa trails, 0-3)

11/20/1965 L 20-28 home
 12/31/1988 L 23-28 Atlanta, GA
 8/29/1992 L 14-24 E. Rutherford, N.J

North Dakota (Iowa leads, 1-0)

10/09/1926 W 40-7 home

North Dakota State (Iowa leads, 2-1)

9/21/1946 W 39-0 home
 9/20/1947 W 59-0 home
 9/17/2016 L 21-23 home

North Texas (Iowa leads, 1-0)

9/26/2015 W 62-16 home
 9/16/2017 W 31-14 home

Northern Illinois (Iowa leads, 9-1)

9/21/1985 W 48-20 home
 9/20/1986 W 57-3 home
 9/28/1991 W 58-7 home
 11/06/1993 W 54-20 home
 9/18/1999 W 24-0 home
 10/28/2006 W 24-14 home
 9/01/2007 W 16-3 Chicago, IL
 9/01/2012 W 18-17 Chicago, IL
 8/31/2013 L 27-30 home
 9/01/2018 W 33-7 home

Northern Iowa (Iowa leads, 17-1)

11/05/1898 L 5-11 away
 9/23/1899 W 22-0 home
 10/06/1900 W 69-0 home
 10/05/1901 W 16-0 home

10/04/1902	W	26-5	home
10/03/1903	W	29-0	home
10/22/1904	W	11-5	home
10/28/1905	W	41-5	home
10/07/1912	W	35-7	home
10/08/1913	W	45-3	home
10/03/1914	W	95-0	home
9/09/1995	W	34-13	home
9/06/1997	W	66-0	home
9/17/2005	W	45-21	home
9/05/2009	W	17-16	home
9/15/2012	W	27-16	home
8/30/2014	W	31-23	home
9/15/2018	W	38-14	home

Northwestern (Iowa leads, 50-27-3)

10/16/1897	W	12-6	away
11/23/1900	T	5-5	away
10/08/1910	L	5-10	away
11/25/1911	W	6-0	home
10/29/1913	W	78-6	away
11/07/1914	W	27-0	away
10/16/1915	W	9-6	home
11/11/1916	L	13-20	away
11/17/1917	L	14-25	away
11/16/1918	W	23-7	home
11/08/1919	W	14-7	away
11/06/1920	W	20-0	home
11/19/1921	W	14-0	away
11/25/1922	W	37-3	home
11/24/1923	W	17-14	away
11/20/1926	L	6-13	home
11/29/1927	L	0-12	away
11/21/1931	L	0-19	home
11/19/1932	L	6-44	away
10/07/1933	W	7-0	away
10/06/1934	W	20-7	away
11/23/1935	T	0-0	away
10/03/1936	L	7-18	away
11/25/1939	T	7-7	away
10/22/1949	W	28-21 (#13)	home
11/15/1952	W	39-14	away
10/26/1957	W	6-0	away
10/25/1958	W	26-20	home
10/03/1959	L	10-14 (#2)	home
10/01/1960	W	42-0 (#6)	away
10/23/1965	L	0-9	away
10/22/1966	L	15-24	home
11/11/1967	L	24-39	away
11/09/1968	W	68-34	home
10/09/1971	L	3-28	home
10/14/1972	W	23-12	away
10/13/1973	L	15-31	away
10/12/1974	W	35-10	home
11/01/1975	W	24-21	away
10/30/1976	W	13-10	home
9/10/1977	W	24-0	home
9/16/1978	W	20-3	home
10/13/1979	W	58-6	away
10/18/1980	W	25-3	home
10/03/1981	W	64-0	away
10/02/1982	W	45-7	home
10/08/1983	W	61-21	home
10/06/1984	W	31-3	away
10/26/1985	W	49-10	away
10/25/1986	W	27-20	home
11/07/1987	W	52-24	away
11/05/1988	W	35-10	home
10/28/1989	W	35-22	away

10/27/1990	W	56-14	home
11/16/1991	W	24-10	away
11/14/1992	W	56-14	home
11/13/1993	W	23-19	away
11/12/1994	W	49-13	home
11/11/1995	L	20-31 (#14)	away
11/09/1996	L	13-40 (#18)	home
11/15/1997	L	14-15	away
10/10/1998	W	26-24	home
10/16/1999	L	21-23	away
11/11/2000	W	27-17 (#12)	home
11/10/2001	W	59-16	away
11/09/2002	W	62-10	home
11/05/2005	L	27-28	away
11/4/2006	L	7-21	home
11/3/2007	W	28-17	away
9/27/2008	L	17-22	home
11/7/2009	L	10-17	home
11/13/2010	L	17-21	away
10/15/2011	W	41-31	home
10/27/2012	L	17-28	away
10/26/2013	W	17-10 (OT)	home
11/1/2014	W	48-7	home
10/17/2015	W	40-10 (#20)	away
10/1/2016	L	31-38	home
10/21/2017	L	10-17 (OT)	away
11/10/2018	L	10-14	home

Notre Dame (Iowa trails, 8-13-3)

10/8/1921	W	10-7	home
11/11/1939	W	7-6 (#3)	home
11/16/1940	W	7-0 (#7)	away
10/27/1945	L	0-56 (#2)	away
10/26/1946	L	6-41 (#2)	home
10/25/1947	L	0-21 (#2)	away
10/23/1948	L	12-27 (#2)	home
11/19/1949	L	7-28 (#1)	away
11/18/1950	T	14-14	home
11/24/1951	T	20-20	away
11/22/1952	L	0-27 (#9)	home
11/21/1953	T	14-14 (#1)	away
11/20/1954	L	18-34 (#4)	home
11/19/1955	L	14-17 (#4)	away
11/24/1956	W	48-8	home
11/23/1957	W	21-13 (#9)	away
11/22/1958	W	31-21 (#15)	home
11/21/1959	L	19-20	home
11/19/1960	W	28-0	away
11/25/1961	W	42-21	home
11/24/1962	L	12-35	away
11/21/1964	L	0-28 (#1)	away
10/7/1967	L	6-56 (#6)	away
10/5/1968	L	28-51 (#5)	home

Ohio State (Iowa trails, 15-47-3)

11/18/1922	W	12-9	away
11/27/1923	W	20-0	away
10/14/1924	T	0-0	home
10/24/1925	W	15-0	away
10/23/1926	L	6-23	home
10/8/1927	L	6-13	away
11/10/1928	W	14-7	away
10/13/1929	L	6-7	away
11/24/1934	L	7-40	away
10/7/1944	L	0-34	away
10/6/1945	L	0-42	away
10/18/1947	T	13-13	away
10/9/1948	W	14-7 (#11)	away
10/28/1950	L	21-83 (#6)	away

10/27/1951	L	21-47	away
10/25/1952	W	8-0 (#14)	home
10/16/1954	L	14-20 (#4)	away
11/12/1955	L	10-20 (#10)	away
11/17/1956	W	6-0 (#6)	home
11/16/1957	L	13-17 (#6)	away
11/15/1958	L	28-38 (#16)	home
11/14/1959	W	16-7	away
11/12/1960	W	35-12 (#3)	home
11/4/1961	L	13-29 (#5)	away
11/3/1962	W	28-14	home
11/2/1963	L	3-7 (#9)	away
10/31/1964	L	19-21 (#1)	home
11/13/1965	L	0-38	away
11/12/1966	L	10-14	home
11/18/1967	L	10-21	away
11/16/1968	L	27-33 (#2)	home
9/11/1971	L	21-52 (#11)	away
9/16/1972	L	0-21 (#3)	away
11/17/1973	L	13-55 (#1)	away
11/16/1974	L	10-35 (#4)	home
10/11/1975	L	0-49 (#1)	away
10/9/1976	L	14-34 (#10)	home
10/15/1977	L	6-27 (#4)	home
10/21/1978	L	7-31	away
11/10/1979	L	7-34 (#3)	away
11/15/1980	L	7-41 (#7)	home
9/24/1983	W	20-14 (#3)	home
9/22/1984	L	26-45 (#5)	away
11/2/1985	L	13-22 (#8)	away
11/1/1986	L	10-31 (#17)	home
11/14/1987	W	29-27	away
11/12/1988	T	24-24	home
11/11/1989	L	0-28	away
11/10/1990	L	26-27	home
11/2/1991	W	16-9 (#13)	away
10/31/1992	L	15-38	home
10/28/1995	L	35-56 (#4)	away
10/26/1996	L	26-38 (#2)	home
10/4/1997	L	7-23 (#7)	away
11/14/1998	L	14-45 (#7)	home
10/30/1999	L	11-41 (#21)	away
10/21/2000	L	10-38 (#14)	home
10/18/2003	L	10-19 (#8)	away
10/16/2004	W	33-7 (#25)	home
9/24/2005	L	6-31 (#8)	away
9/30/2006	L	17-38 (#1)	home
11/14/2009	L	24-27, OT (#10)	away
11/20/2010	L	17-20 (#8)	home
10/19/2013	L	24-34 (#4)	away
11/4/2017	W	55-24 (#3)	home

Oklahoma (Iowa trails, 0-2)

9/15/1979	L	6-21 (#3)	away
12/30/2011	L	14-31 (#19)	Tempe, AZ

Oklahoma State (Series tied, 1-1)

9/29/1923	W	29-0	home
10/4/1930	L	0-6	home

Oregon (Iowa trails, 1-2)

10/29/1949	W	34-31	home
9/16/1989	L	6-44	home
9/24/1994	L	18-40	away

Oregon State (Iowa leads, 7-5)

10/6/1956	W	14-13	home
1/1/1957	W	35-19 (#10)	Pasadena, CA
9/24/1960	W	22-12 (#10)	home
9/29/1962	W	28-8	home
9/25/1965	W	27-7	away
9/24/1966	L	3-17	home
9/30/1967	L	18-38	home
9/21/1968	W	21-20 (#8)	home
9/20/1969	L	14-42	home
9/19/1970	L	14-21	away
9/18/1971	L	19-33	away
9/23/1972	W	19-11	home

P & S (Iowa trails, 0-1)

10/23/1897	L	0-14	home
------------	---	------	------

Parsons College (Iowa leads, 1-0)

10/19/1895	W	28-0	away
------------	---	------	------

Penn College (Iowa leads, 2-0)

11/28/1895	W	14-12	away
10/14/1899	W	35-0	home

Penn State (Iowa trails, 12-16)

11/15/1930	W	19-0	home
9/25/1971	L	14-44 (#12)	home
9/30/1972	L	10-14 (#13)	away
9/29/1973	L	8-27 (#6)	away
9/28/1974	L	0-27 (#19)	home
9/27/1975	L	10-30 (#12)	home
9/25/1976	W	7-6 (#11)	away
9/17/1983	W	42-34	away
9/15/1984	L	17-20 (#12)	home
9/18/1993	L	0-31 (#14)	home
9/17/1994	L	21-61 (#6)	away
10/21/1995	L	27-41 (#19)	home
10/19/1996	W	21-20 (#10)	away
10/9/1999	L	7-31 (#2)	home
11/4/2000	W	26-23 (2OT)	away
9/29/2001	W	24-18	home
9/28/2002	W	42-35, OT (#12)	away
10/25/2003	W	26-14	home
10/23/2004	W	6-4	away
10/6/2007	L	7-27	away
11/8/2008	W	24-23 (#3)	home
9/26/2009	W	21-10 (#5)	away
10/2/2010	W	24-3 (#22)	home
10/8/2011	L	3-13	away
10/20/2012	L	14-38	home
11/5/2016	L	14-41 (#12)	away
9/23/2017	L	19-21 (#4)	home
10/27/2018	L	24-30	away

Pittsburgh (Iowa leads, 4-3)

10/3/1931	L	0-20	home
10/13/1951	W	34-17	home
9/26/1952	L	14-26	away
9/20/2008	L	20-21	away
9/17/2011	W	31-27	home
9/20/2014	W	24-20	away
9/19/2015	W	27-24	home

Purdue (Iowa trails, 38-48-3)

10/22/1910	W	16-0	home
11/11/1911	W	11-0	away
11/6/1915	L	13-19	away
10/21/1916	W	24-6	home
10/21/1921	W	13-6	away
10/28/1922	W	56-0	home
10/13/1923	W	7-0	home
11/16/1929	L	0-7	away
10/18/1930	L	0-20	home
11/14/1931	L	0-22	away
11/12/1932	L	0-18	home
11/18/1933	W	14-6	away
11/10/1934	L	6-13	home
11/16/1935	L	6-12	away
11/14/1936	L	0-13	home
10/30/1937	L	0-13	away
10/29/1938	T	0-0	home
11/4/1939	W	4-0	away
11/2/1940	L	6-21	home
10/25/1941	L	6-7	away
10/31/1942	W	13-7	home
10/23/1943	L	7-28 (#4)	away
10/21/1944	L	7-26 (#11)	home
10/13/1945	L	0-40 (#15)	away
9/28/1946	W	16-0	home
11/1/1947	L	0-21 (#16)	away
10/16/1948	L	13-20	home
10/1/1949	W	21-7	away
10/21/1950	W	33-21	home
10/6/1951	L	30-34	away
10/11/1952	L	14-41 (#16)	away
11/7/1953	W	26-0	away
11/6/1954	W	25-14 (#8)	home
10/15/1955	T	20-20	home
10/27/1956	W	21-20	away
10/24/1959	L	7-14 (#14)	away
10/22/1960	W	21-14 (#10)	home
10/28/1961	L	0-9	away
10/27/1962	L	3-26	home
10/26/1963	L	0-14	away
10/24/1964	L	14-19	home
10/9/1965	L	14-17 (#6)	home
10/8/1966	L	0-35	away
10/28/1967	L	22-41 (#7)	home
10/26/1968	L	15-44 (#7)	away
10/18/1969	L	31-35 (#17)	away
10/17/1970	L	3-24	home
10/2/1971	L	13-45	away
10/7/1972	L	0-24	home
11/3/1973	L	23-48	home
11/2/1974	L	14-38	away
11/15/1975	L	18-19	away
11/13/1976	L	0-21	home
10/22/1977	L	21-34	away
10/28/1978	L	7-34 (#17)	home
11/3/1979	L	14-20 (#15)	home
11/8/1980	L	13-58 (#17)	away
11/7/1981	W	33-7	home
11/6/1982	L	7-16	away
10/15/1983	W	31-14	home
10/13/1984	W	40-3 (#14)	away
11/16/1985	W	27-24	away
11/15/1986	W	42-14	home
10/24/1987	W	38-14	home
10/22/1988	W	31-7	away
11/18/1989	W	24-0	away
11/17/1990	W	38-9	home
10/25/1991	W	31-21	away

10/24/1992 _ L _ 16-27 _ home
 10/30/1993 _ W _ 26-17 _ home
 10/29/1994 _ T _ 21-21 _ away
 11/1/1997 _ W _ 35-17 (#18) _ home
 10/31/1998 _ L _ 14-36 _ away
 10/6/2001 _ L _ 14-23 (#21) _ away
 10/5/2002 _ W _ 31-28 _ home
 11/8/2003 _ L _ 14-27 (#16) _ away
 11/6/2004 _ W _ 23-21 _ home
 10/8/2005 _ W _ 34-17 _ away
 10/7/2006 _ W _ 47-17 _ home
 10/20/2007 _ L _ 6-31 _ away
 11/15/2008 _ W _ 22-17 _ home
 11/19/2011 _ W _ 31-21 _ away
 11/10/2012 _ L _ 24-27 _ home
 11/9/2013 _ W _ 38-14 _ away
 11/27/2014 _ W _ 24-10 _ away
 11/21/2015 _ W _ 40-20 _ home
 10/15/2016 _ W _ 49-35 _ away
 11/18/2017 _ L _ 15-24 _ home
 11/3/2018 _ L _ 36-38 _ away

Ripon College (Iowa leads, 1-0)

10/20/1928 _ W _ 61-6 _ home

Rush College (Series tied, 1-1)

10/29/1898 _ L _ 11-15 _ away
 10/21/1899 _ W _ 17-0 _ home

Rutgers (Iowa leads, 1-0)

9/24/2016 _ W _ 14-7 _ away

Saint Louis (Iowa leads, 2-1)

11/30/1905 _ W _ 31-0 _ away
 11/29/1906 _ L _ 0-39 _ away
 10/10/1925 _ W _ 41-0 _ home

San Diego State (Iowa leads, 1-0)

12/30/1986 _ W _ 39-38 _ San Diego, CA

Simpson College (Iowa leads, 4-0)

11/17/1898 _ W _ 12-0 _ home
 10/12/1900 _ W _ 47-0 _ home
 10/18/1902 _ W _ 10-0 _ away
 11/06/1903 _ W _ 35-2 _ home

South Carolina (Iowa leads, 1-0)

1/1/2009 _ W _ 31-10 _ Tampa, FL

South Dakota (Iowa leads, 8-0)

11/10/1917 _ W _ 35-0 _ home
 11/1/1919 _ W _ 26-13 _ home
 11/3/1928 _ W _ 19-0 _ home
 9/29/1934 _ W _ 34-0 _ home
 10/5/1935 _ W _ 47-2 _ home
 10/10/1936 _ W _ 33-7 _ home
 9/30/1939 _ W _ 41-0 _ home
 10/5/1940 _ W _ 46-0 _ home

Southeast Oklahoma (Iowa leads, 1-0)

10/4/1924 _ W _ 43-0 _ home

Southern Cal (Iowa trails, 2-7)

11/21/1925 _ L _ 0-18 _ away
 9/29/1950 _ W _ 20-14 _ away
 10/7/1961 _ W _ 35-34 _ away
 10/6/1962 _ L _ 0-7 _ home
 9/26/1970 _ L _ 0-48 _ home
 10/5/1974 _ L _ 3-41 _ away
 10/4/1975 _ L _ 16-27 _ home
 10/2/1976 _ L _ 0-55 _ away
 1/2/2003 _ L _ 17-38 _ Miami, FL

Stanford (Iowa trails, 0-1)

1/1/2016 _ L _ 16-45 (#5) Pasadena, CA

Syracuse (Iowa leads, 3-1)

9/20/1975 _ L _ 7-10 _ away
 9/18/1976 _ W _ 41-3 _ home
 9/9/2006 _ W _ 20-13 (2 OT) _ away
 9/8/2007 _ W _ 35-0 _ home

Temple (Iowa leads, 1-0)

11/21/1936 _ W _ 25-0 (#20) _ away

Tennessee (Iowa trails, 1-2)

12/31/1982 _ W _ 28-22 _ Atlanta, GA
 8/30/1987 _ L _ 22-23 East Rutherford, NJ
 1/2/2015 _ L _ 28-45 _ Jacksonville, FL

Tennessee Tech (Iowa leads, 1-0)

9/3/2011 _ W _ 34-7 _ home

Texas (Series, tied, 1-1)

12/26/1984 _ W _ 55-17 (#19) Anaheim, CA
 12/30/2006 _ L _ 24-26 (#18) San Antonio, TX

Texas A&M (Iowa trails, 0-1)

10/10/1931 _ L _ 0-29 _ away

Texas-El Paso (Iowa leads, 1-0)

9/27/1986 _ W _ 69-7 _ home

Texas Christian (Iowa leads, 2-1)

9/27/1958 _ W _ 17-0 _ home
 9/23/1967 _ W _ 24-9 _ home
 9/28/1968 _ L _ 17-28 _ away

Texas Tech (Iowa leads, 2-0)

12/29/1996 _ W _ 27-0 _ San Antonio, Texas
 12/29/2001 _ W _ 19-16 San Antonio, Texas

Tulsa (Iowa leads, 3-1)

9/30/1989 _ W _ 30-22 _ home
 9/4/1993 _ W _ 26-25 _ home
 9/21/1996 _ L _ 20-27 _ away
 9/13/1997 _ W _ 54-16 _ home

UCLA (Iowa trails, 3-6)

9/23/1938 _ L _ 3-27 _ away
 9/26/1947 _ L _ 7-22 _ away
 9/24/1949 _ L _ 25-41 _ home
 10/21/1955 _ L _ 13-33 (#7) _ away
 9/22/1973 _ L _ 18-55 (#18) _ away
 9/21/1974 _ W _ 21-10 (#12) _ home
 *10/1/1977 _ L _ 16-34 _ away
 9/26/1981 _ W _ 20-7 (#6) _ home
 1/1/1985 _ L _ 28-45 (#14) Pasadena, CA

* - - Iowa was awarded a forfeit

Upper Iowa (Iowa leads, 2-0)

10/22/1898 _ W _ 23-5 _ home
 9/28/1900 _ W _ 57-0 _ home

Utah (Iowa trails, 0-1)

10/7/1978 _ L _ 9-13 _ home

Utah State (Iowa leads, 2-0)

9/28/1957 _ W _ 70-14 _ home
 9/21/2002 _ W _ 48-7 _ home

Wabash College (Iowa leads, 2-0)

10/31/1925 _ W _ 28-7 _ home
 10/15/1927 _ W _ 38-0 _ home

Washington (Series tied, 3-3)

9/25/1937 _ L _ 0-14 _ away
 10/5/1963 _ W _ 17-7 _ away
 10/3/1964 _ W _ 28-18 (#10) _ home
 1/1/1981 _ L _ 0-28 (#16) Pasadena, CA
 1/1/1990 _ L _ 34-46 _ Pasadena, CA
 12/29/1995 _ W _ 38-18 (#20) _ El Paso, TX

Washington State (Iowa leads, 3-1-1)

10/3/1953 _ W _ 54-12 _ home
 10/5/1957 _ W _ 20-13 _ home
 9/28/1963 _ T _ 14-14 _ home
 9/18/1965 _ L _ 0-7 _ home
 9/27/1969 _ W _ 61-35 _ home

Washington, MO (Iowa leads, 4-0)

11/15/1902 _ W _ 61-0 _ away
 11/26/1903 _ W _ 12-2 _ away
 11/19/1910 _ W _ 38-0 _ away
 9/19/1942 _ W _ 26-7 _ home

Western Michigan (Iowa trails, 1-2)

9/9/2000 _ L _ 21-27 _ home
 11/17/2007 _ L _ 19-28 _ home
 9/21/2013 _ W _ 59-3 _ home

Wilton (Iowa leads, 2-0)

11/4/1896 _ W _ 27-0 _ home
 10/2/1897 _ W _ 22-4 _ home

Wisconsin (Iowa trails, 43-47-2)

10/29/1894 _ L _ 0-44 _ away
 11/3/1906 _ L _ 4-18 _ away
 11/2/1907 _ L _ 5-6 _ home
 11/23/1911 _ L _ 0-12 _ away
 11/4/1912 _ L _ 10-28 _ home
 11/27/1917 _ L _ 0-20 _ away
 11/15/1924 _ W _ 21-7 _ away
 11/7/1925 _ L _ 0-6 _ home
 11/13/1926 _ L _ 10-20 _ away
 11/12/1927 _ W _ 16-0 _ away
 11/17/1928 _ L _ 0-13 _ home
 10/26/1929 _ W _ 14-0 _ away
 10/8/1932 _ L _ 0-34 _ away
 10/21/1933 _ W _ 26-7 _ home
 10/16/1937 _ L _ 6-13 _ away
 10/8/1938 _ L _ 13-31 _ home
 10/28/1939 _ W _ 19-13 _ away
 10/12/1940 _ W _ 30-12 _ home
 10/18/1941 _ L _ 0-23 _ away
 10/7/1942 _ W _ 6-0 _ home
 10/2/1943 _ L _ 5-7 _ home
 11/11/1944 _ L _ 7-26 _ away
 11/3/1945 _ L _ 7-27 _ home

11/9/1946 ___ W ___ 21-7 (#15) _____ away	11/6/1976 ___ L ___ 21-38 _____ away	10/18/2008 ___ W ___ 38-16 _____ home
11/8/1947 ___ L ___ 14-46 (#19) _____ away	11/12/1977 ___ W ___ 24-8 _____ away	10/17/2009 ___ W ___ 20-10 _____ away
10/30/1948 ___ W ___ 19-13 _____ home	11/18/1978 ___ W ___ 38-24 _____ home	10/23/2010 ___ L ___ 30-31 (#10) _____ home
11/12/1949 ___ L ___ 13-35 _____ away	10/27/1979 ___ W ___ 24-13 _____ away	11/2/2013 ___ L ___ 9-28 (#22) _____ home
10/14/1950 ___ L ___ 0-14 (#15) _____ home	11/1/1980 ___ W ___ 22-13 _____ home	11/22/2014 ___ L ___ 24-26 (#14) _____ home
11/17/1951 ___ L ___ 7-34 (#8) _____ away	11/14/1981 ___ W ___ 17-7 _____ away	10/3/2015 ___ W ___ 10-6 (#19) _____ away
10/18/1952 ___ L ___ 13-42 (#12) _____ home	11/13/1982 ___ W ___ 28-14 _____ home	10/22/2016 ___ L ___ 9-17 (#10) _____ home
10/31/1953 ___ L ___ 6-10 _____ away	11/05/1983 ___ W ___ 34-14 _____ away	11/11/2017 ___ L ___ 14-38 (#6) _____ away
10/30/1954 ___ W ___ 13-7 (#8) _____ home	11/3/1984 ___ T ___ 10-10 _____ home	9/22/2018 ___ L ___ 17-28 _____ home
10/1/1955 ___ L ___ 14-37 (#17) _____ away	10/12/1985 ___ W ___ 23-13 _____ away	
10/13/1956 ___ W ___ 13-7 _____ home	10/11/1986 ___ W ___ 17-6 _____ home	Wyoming (Iowa leads, 3-0)
10/19/1957 ___ W ___ 21-7 (#13) _____ home	10/10/1987 ___ W ___ 31-10 _____ away	10/17/1953 ___ W ___ 21-7 _____ home
10/18/1958 ___ W ___ 20-9 (#4) _____ away	10/8/1988 ___ W ___ 31-6 _____ home	12/30/1987 ___ W ___ 20-19 _____ San Diego, CA
10/17/1959 ___ L ___ 16-25 _____ away	10/14/1989 ___ W ___ 31-24 _____ away	9/2/2017 ___ W ___ 24-3 _____
10/15/1960 ___ W ___ 28-21 (#12) _____ home	10/13/1990 ___ W ___ 30-10 _____ home	
10/21/1961 ___ W ___ 47-15 _____ home	10/12/1991 ___ W ___ 10-6 _____ away	Yale (Iowa leads, 1-0)
10/20/1962 ___ L ___ 14-42 (#10) _____ away	10/10/1992 ___ W ___ 23-22 _____ home	10/14/1922 ___ W ___ 6-0 _____ away
10/19/1963 ___ L ___ 7-10 (#2) _____ home	11/18/1995 ___ W ___ 33-20 _____ away	
10/17/1964 ___ L ___ 21-31 _____ away	11/16/1996 ___ W ___ 31-0 _____ home	<i>NOTE: Numbers in parentheses is AP ranking of opponent when game was played</i>
10/2/1965 ___ L ___ 13-16 _____ away	11/8/1997 ___ L ___ 10-13 _____ away	
10/1/1966 ___ L ___ 0-7 _____ home	10/24/1998 ___ L ___ 0-31 (#9) _____ home	
10/21/1967 ___ T ___ 21-21 _____ away	11/13/1999 ___ L ___ 3-41 (#9) _____ away	
10/19/1968 ___ W ___ 41-0 _____ home	10/28/2000 ___ L ___ 7-13 _____ home	
10/11/1969 ___ L ___ 17-23 _____ away	11/3/2001 ___ L ___ 28-34 _____ away	
10/10/1970 ___ W ___ 24-14 _____ home	11/2/2002 ___ W ___ 20-3 _____ home	
10/30/1971 ___ W ___ 20-16 _____ home	11/22/2003 ___ W ___ 27-21 _____ away	
11/4/1972 ___ L ___ 14-16 _____ away	11/20/2004 ___ W ___ 30-7 (#9) _____ home	
11/10/1973 ___ L ___ 7-35 _____ away	11/12/2005 ___ W ___ 20-10 (#19) _____ away	
11/9/1974 ___ L ___ 15-28 _____ home	11/11/2006 ___ L ___ 21-24 (#16) _____ home	
11/8/1975 ___ W ___ 45-28 _____ home	9/22/2007 ___ L ___ 13-17 (#9) _____ away	

Iowa Records vs. Major Conferences

Atlantic Coast _____	W-L-T
Boston College _____	1-0-0
Georgia Tech _____	1-0-0
Miami, FL _____	0-4-0
North Carolina State _____	0-3-0
Pittsburgh _____	4-3-0
Syracuse _____	3-1-0
Totals (.450) _____	9-11-0

American Athletic _____	W-L-T
Cincinnati _____	1-0-0
Temple _____	1-0-0
Totals (1.000) _____	2-0-0

Big Sky _____	W-L-T
Montana _____	1-0-0
Totals (1.000) _____	1-0-0

Big Ten _____	W-L-T
Illinois _____	34-38-2
Indiana _____	4528-4
Maryland _____	2-1
Michigan _____	15-41-4
Michigan State _____	23-22-2
Minnesota _____	48-62-2
Nebraska _____	17-29-3
Northwestern _____	50-27-3
Ohio State _____	15-47-3
Penn State _____	12-16-0
Purdue _____	38-48-3
Rutgers _____	1-0
Wisconsin _____	43-47-2
Totals (.462) _____	347-406-28

Big 12 _____	W-L-T
Iowa State _____	44-22-0
Kansas _____	4-6-0
Kansas State _____	5-1-0
Oklahoma _____	0-2-0
Oklahoma State _____	1-1-0
Texas _____	1-1-0
Texas Christian _____	2-1-0
Texas Tech _____	2-0-0
Totals (.634) _____	59-34-0

Conference USA _____	W-L-T
North Texas _____	2-0-0
Tulsa _____	3-1-0
Texas-El Paso _____	1-0-0
Totals (.857) _____	6-1-0

Mid-American _____	W-L-T
Akron _____	1-0-0
Ball State _____	3-0-0
Buffalo _____	1-0-0
Central Michigan _____	2-1-0
Kent State _____	2-0-0
Miami, Ohio _____	4-0-0
Northern Illinois _____	9-1-0
Western Michigan _____	1-2-0
Totals (.852) _____	23-4-0

Pacific-12 _____	W-L-T
Arizona _____	5-6-0
Arizona State _____	1-2-0
California _____	3-1-0
Colorado _____	0-2-0
Oregon _____	1-2-0
Oregon State _____	7-5-0
Southern California _____	2-7-0
Stanford _____	0-1-0
UCLA _____	3-6-0
Utah _____	0-1-0
Washington _____	3-3-0
Washington State _____	3-1-1
Totals (.438) _____	28-37-1

Southeastern _____	W-L-T
Arkansas _____	1-0-0
Florida _____	1-3-0
Louisiana State _____	1-1-0
Missouri _____	6-7-0
Mississippi State _____	1-0-0
South Carolina _____	1-0-0
Tennessee _____	1-2-0
Texas A&M _____	0-1-0
Totals (.462) _____	12-14-0

Mountain West _____	W-L-T
Air Force _____	0-0-1
Hawai'i _____	3-1-0
San Diego State _____	1-0-0
Utah State _____	2-0-0
Wyoming _____	3-0-0
Totals (.864) _____	9-1-1

Independents _____	W-L-T
Notre Dame _____	8-13-3
Brigham Young _____	0-0-1
Idaho _____	1-0-0
New Mexico State _____	1-0-0
Marquette _____	1-1-0
Saint Louis _____	2-1-0
Totals (.464) _____	13-15-4

Date	Opponent	Result
Nov. 23, 1912	Wisconsin	L, 10-28
Nov. 15, 1913	Iowa State	W, 45-7
Oct. 24, 1914	Minnesota	L, 0-7
Nov. 13, 1915	Iowa State	L, 0-16
Nov. 25, 1916	Nebraska	L, 17-34
Nov. 24, 1917	Iowa State	W, 6-3
Nov. 2, 1918	Minnesota	W, 6-0
Nov. 22, 1919	Iowa State	W, 10-0
Nov. 13, 1920	Minnesota	W, 28-7
Oct. 15, 1921	Illinois	W, 14-2
Nov. 11, 1922	Minnesota	W, 28-14
Oct. 20, 1923	Illinois	L, 6-9
Oct. 25, 1924	Minnesota	W, 13-0
Oct. 17, 1925	Illinois	W, 12-10
Nov. 6, 1926	Minnesota	L, 0-41
Nov. 5, 1927	Illinois	L, 0-14
Oct. 27, 1928	Minnesota	W, 7-6
Oct. 20, 1929	Illinois	T, 7-7
Nov. 15, 1930	Penn State	W, 19-0
Oct. 17, 1931	Indiana	T, 0-0
Oct. 22, 1932	Minnesota	L, 6-21
Oct. 21, 1933	Wisconsin	W, 26-7
Oct. 28, 1934	Minnesota	L, 12-48
Nov. 9, 1935	Minnesota	L, 6-13
Oct. 17, 1936	Illinois	T, 0-0
Nov. 6, 1937	Minnesota	L, 10-35
Oct. 8, 1938	Wisconsin	L, 13-31
Nov. 18, 1939	Minnesota	W, 13-9
Nov. 2, 1940	Purdue	L, 6-21
Nov. 1, 1941	Indiana	W, 13-7
Nov. 7, 1942	Wisconsin	W, 6-0
Nov. 6, 1943	Illinois	L, 10-19
Oct. 21, 1944	Purdue	L, 7-26
Nov. 3, 1945	Wisconsin	L, 7-27
Nov. 2, 1946	Illinois	L, 0-7
Oct. 11, 1947	Indiana	W, 27-14
Oct. 16, 1948	Purdue	L, 13-20
Oct. 15, 1949	Indiana	W, 35-9
Oct. 21, 1950	Purdue	W, 33-21
Oct. 20, 1951	Michigan	L, 0-21
Oct. 25, 1952	Ohio State	W, 8-0
Oct. 24, 1953	Indiana	W, 19-13
Nov. 6, 1954	Purdue	W, 25-14
Oct. 15, 1955	Purdue	T, 20-20
Nov. 3, 1956	Michigan	L, 14-17
Oct. 19, 1957	Wisconsin	W, 21-7
Oct. 25, 1958	Northwestern	W, 26-20
Oct. 10, 1959	Michigan State	W, 37-8
Oct. 22, 1960	Purdue	W, 21-14
Oct. 21, 1961	Wisconsin	W, 47-15
Oct. 27, 1962	Purdue	L, 3-26
Oct. 12, 1963	Indiana	W, 37-26
Oct. 24, 1964	Purdue	L, 14-19
Oct. 9, 1965	Purdue	L, 14-7
Oct. 22, 1966	Northwestern	L, 15-24
Oct. 28, 1967	Purdue	L, 22-41
Oct. 12, 1968	Indiana	L, 34-38
Oct. 25, 1969	Michigan State	W, 19-18
Oct. 17, 1970	Purdue	L, 3-24
Oct. 9, 1971	Northwestern	L, 3-28
Oct. 28, 1972	Michigan State	T, 6-6
Oct. 20, 1973	Minnesota	L, 23-31
Oct. 12, 1974	Northwestern	W, 35-10
Oct. 25, 1975	Minnesota	L, 7-31

Date	Opponent	Result
Oct. 16, 1976	Indiana	L, 7-14
Oct. 15, 1977	Ohio State	L, 6-27
Oct. 28, 1978	Purdue	L, 7-34
Oct. 20, 1979	Minnesota	L, 7-24
Oct. 18, 1980	Northwestern	W, 25-3
Oct. 10, 1981	Indiana	W, 42-28
Oct. 2, 1982	Northwestern	W, 45-7
Oct. 8, 1983	Northwestern	W, 61-21
Sept. 29, 1984	Illinois	W, 21-16
Oct. 5, 1985	Michigan State	W, 35-31
Oct. 11, 1986	Wisconsin	W, 17-6
Oct. 24, 1987	Purdue	W, 38-14
Oct. 8, 1988	Wisconsin	W, 31-6
Oct. 21, 1989	Michigan	L, 12-26
Oct. 27, 1990	Northwestern	W, 56-14
Oct. 19, 1991	Illinois	W, 24-21
Oct. 24, 1992	Purdue	L, 16-27
Oct. 16, 1993	Illinois	L, 3-49
Oct. 8, 1994	Indiana	L, 20-27
Oct. 14, 1995	Indiana	W, 22-13
Oct. 5, 1996	Michigan State	W, 37-30
Oct. 25, 1997	Indiana	W, 62-0
Oct. 10, 1998	Northwestern	W, 26-24
Oct. 23, 1999	Indiana	L, 31-38
Oct. 7, 2000	Michigan State	W, 21-16
Sept. 29, 2001	Penn State	W, 24-18
Oct. 5, 2002	Purdue	W, 31-28
Oct. 4, 2003	Michigan	W, 30-27
Oct. 2, 2004	Michigan State	W, 38-16
Oct. 1, 2005	Illinois	W, 35-7
Oct. 7, 2006	Purdue	W, 47-17
Sept. 29, 2007	Indiana	L, 20-38
Sept. 27, 2008	Northwestern	L, 17-22
Oct. 10, 2009	Michigan	W, 30-28
Oct. 2, 2010	Penn State	W, 24-3
Oct. 22, 2011	Indiana	W, 45-24
Sept. 29, 2012	Minnesota	W, 31-13
Oct. 5, 2013	Michigan State	L, 14-26
Oct. 11, 2014	Indiana	W, 45-29
Oct. 10, 2015	Illinois	W, 29-20
Oct. 1, 2016	Northwestern	L, 31-38
Oct. 7, 2017	Illinois	W, 45-16
Oct. 20, 2018	Maryland	W, 23-0
Totals		59-43-5

Homecoming Record vs. All Opponents

Opponent	W-L-T
Illinois	7-5-2
Indiana	10-5-1
Iowa State	3-1-0
Maryland	1-0-0
Michigan	2-3-0
Michigan State	6-1-1
Minnesota	7-9-0
Nebraska	0-1-0
Northwestern	7-4-0
Ohio State	1-1-0
Penn State	3-0-0
Purdue	6-10-1
Wisconsin	6-3-0
Totals	59-43-5

Iowa Bowl Results 16-15-1

Bowl:	Score
2019 Outback:	Iowa 27, Mississippi State 22
2017 New Era Pinstripe:	Iowa 27, Boston College 20
2017 Outback:	Florida 30, Iowa 3
2016 Rose:	Stanford 45, Iowa 16
2015 TaxSlayer:	Tennessee 45, Iowa 28
2014 Outback:	LSU 21, Iowa 14
2011 Insight:	Oklahoma, 31, Iowa 14
2010 Insight:	Iowa 27, Missouri 24
2010 Orange:	Iowa 24, Georgia Tech 14
2009 Outback:	Iowa 31, South Carolina 10
2006 Alamo:	Texas 26, Iowa 24
2006 Outback:	Florida 31, Iowa 24
2005 Capital One:	Iowa 30, LSU 25
2004 Outback:	Iowa 37, Florida 17
2003 Orange:	USC 38, Iowa 17
2001 Alamo:	Iowa 19, Texas Tech 16
1997 Sun:	Arizona State 17, Iowa 7
1996 Alamo:	Iowa 27, Texas Tech 0
1995 Sun:	Iowa 38, Washington 18
1993 Alamo:	California 37, Iowa 3
1991 Holiday:	Iowa 13, Brigham Young 13
1991 Rose:	Washington 46, Iowa 34
1988 Peach:	N. C. State 28, Iowa 23
1987 Holiday:	Iowa 20, Wyoming 19
1986 Holiday:	Iowa 39, San Diego State 38
1986 Rose:	UCLA 45, Iowa 28
1984 Freedom:	Iowa 55, Texas 17
1983 Gator:	Florida 14, Iowa 6
1982 Peach:	Iowa 28, Tennessee 22
1982 Rose:	Washington 28, Iowa 0
1959 Rose:	Iowa 38, California 12
1957 Rose:	Iowa 35, Oregon State 19

1957 Rose Bowl

Iowa -- 35, Oregon State -- 19
 Jan. 1, 1957, Rose Bowl, Pasadena, Calif.

Iowa	14	7	7	7	35
Oregon State	0	6	6	7	19

GAME RECAP

Switching from the mighty defensive role they played all season (which included four shutouts), Iowa put on a great offensive show to defeat Oregon State 35-19 in the 43rd Rose Bowl.

It was the school's first bowl appearance. Iowa assumed an early lead on game MVP Kenny Ploen's 49-yard run. Ploen also completed 9-of-10 passes. Collins Hagler scored two TDs and totaled a game-best 85 rushing yards.

Iowa played Oregon State during the regular season and had also won that encounter, 14-13.

The Rose Bowl win was the Big Ten's 10th win in 11 games against its west coast opponents. Over 15,000 Hawkeye fans attended the game.

SCORING SUMMARY

IA -- Ploen 49-yard run (Prescott kick)
 IA -- Hagler 9-yard run (Prescott kick)
 OSU -- Berry 3-yard run (kick failed)
 IA -- Happel 5-yard run (Prescott kick)
 IA -- Hagler 66-yard run (Prescott kick)
 OSU -- Beamer 1-yard run (kick failed)
 IA -- Gibbons 16-yard pass from Ploen (Prescott kick)
 OSU -- Hammack 35-yard pass from Francis (Beamer run)

Attendance: 97,126

IOWA	TEAM STATISTICS	OSU
16	First Downs	16
48-301	Rushes-yards	46-166
107	Passing yards	130
11-15-1	Passes	10-14-0
63-408	Total offense	60-296
2-36	Punts-average	3-35
3-3	Fumbles-lost	4-3
5-50	Penalties-yards	6-60

INDIVIDUAL LEADERS

RUSHING

IOWA: Hagler 10-85, Dobrino 4-64, Ploen 8-59
 OSU: Francis 15-73, Beamer 7-31

PASSING

IOWA: Ploen 9-10-0-83
 OSU: Francis 10-12-0-130

RECEIVING

IOWA: Gibbons 5-61, Harris 2-21
 OSU: Hammack 4-65, Beamer 2-31

1959 Rose BowlIowa -- 38, California -- 12
Jan. 1, 1959, Rose Bowl, Pasadena, Calif.

Iowa	7	13	12	6	38
California	0	0	6	6	12

GAME RECAP

Bob Jeter ran for 194 yards on nine carries, earned Player-of-the-Game honors and led Iowa to a 38-12 win over California in the 45th Rose Bowl.

Over 18,000 Iowa fans made the trip to Pasadena. Head Coach Forest Evashevski had to get out of his sickbed to lead Iowa to its second Rose Bowl win in three years.

Willie Fleming tallied twice for the winners. Fleming had 85 yards (nine attempts) on the ground.

The Hawkeyes set Rose Bowl records for total offense (516) and rushing offense (429). Jeter's 21.6 yards per carry average and his 81-yard TD run were Rose Bowl records.

SCORING SUMMARY

IA -- Duncan 2-yard run (Prescott kick)
 IA -- Langston 7-yard pass from Duncan (Prescott kick)
 IA -- Horn 4-yard run (kick failed)
 CAL -- Hart 1-yard run (pass failed)
 IA -- Fleming 37-yard run (pass failed)
 IA -- Jeter 81-yard run (pass failed)
 IA -- Fleming 7-yard run (pass failed)
 CAL -- Hart 17-yard pass from Kapp (run failed)

Attendance: 98,297

Iowa	TEAM STATISTICS	CAL
24	First Downs	20
55-429	Rushes-yards	53-214
87	Passing yards	130
9-14-0	Passes	9-20-2
72-516	Total offense	78-344
3-41	Punts-average	5-37
3-1	Fumbles-lost	2-2
5-55	Penalties-yards	5-35

INDIVIDUAL LEADERS**RUSHING**

IOWA: Jeter 9-194, Fleming 9-85, Gravel 3-45, Nocera 9-37
 CAL: Olguin 9-62, Patton 9-45, Kapp 10-34

PASSING

IOWA: Duncan 5-7-0-50, Ogiego 4-5-0-37
 CAL: Kapp 8-17-1-126

RECEIVING

IOWA: Prescott 3-31
 CAL: Hart 4-61, Garvin 1-31

1982 Rose BowlWashington -- 28, Iowa -- 0
Jan. 1, 1982, Rose Bowl, Pasadena, Calif.

Washington	0	13	0	15	28
Iowa	0	0	0	0	0

GAME RECAP

Washington's Jacque Robinson rushed for 142 yards and two touchdowns as the Huskies blanked Iowa 28-0 in the 68th Rose Bowl game.

One of the key plays was late in the first half when Iowa tried to convert a fourth-and-seven situation at Washington's 40-yard line. Pete Gales' pass was incomplete, and the Huskies moved the ball downfield and scored with 0:19 left for a 13-0 halftime lead.

Iowa's offense turned the ball over five times while Washington had just one turnover.

SCORING SUMMARY

W -- Robinson 1-yard run (Nelson kick)
 W -- Coty 1-yard run (pass failed)
 W -- Robinson 34-yard run (Skansi pass from Pelleur)
 W -- Cowan 3-yard run (Nelson kick)

Attendance: 105,611

WASH	TEAM STATISTICS	IOWA
22	First Downs	14
51-186	Rushes-yards	43-180
142	Passing yards	84
15-29-1	Passes	10-21-3
80-328	Total offense	64-264
7-36	Punts-average	5-47
0-0	Fumbles-lost	2-2
3-28	Penalties-yards	6-73

INDIVIDUAL LEADERS**RUSHING**

IOWA: Granger 13-80, Bohannon 10-44
 UW: Robinson 20-142

PASSING

IOWA: Gales 4-7-1-51, Bohannon 6-14-2-33
 UW: Pelleur 15-29-1-142

RECEIVING

IOWA: Brown 6-52
 UW: Skansi 4-69, Allen 5-68

1982 Peach Bowl

Iowa -- 28, Tennessee -- 22
 Dec. 31, 1982, Fulton County Stadium, Atlanta, Ga.

Iowa	0	21	7	0	28
Tennessee	7	0	12	3	22

GAME RECAP

A brilliant passing performance by Chuck Long led the Hawkeyes to a 28-22 Peach Bowl win over Tennessee. Long completed 14 of 17 first half passes for 231 yards and three touchdowns.

Iowa led 21-7 at the intermission. Long had 304 yards passing and 306 yards total offense, both Peach Bowl records.

Dave Moritz tied the bowl game record with eight receptions, all in the first half. Nineteen Peach Bowl pass from Long (Nichol kick). Iowa WR Ronnie Harmon had a pair of TD receptions.

The Peach Bowl was the first non-Rose Bowl postseason game in school history.

SCORING SUMMARY

TN -- Cockrell 6-yard run (Revez kick)
 IA -- Moritz 57-yard pass from Long (Nichol kick)
 IA -- Harmon 18-yard pass from Long (Nichol kick)
 IA -- Harmon 8-yard pass from Long (Nichol kick)
 TN -- Coleman 10-yard run (kick failed)
 IA -- Phillips 2-yard run (Nichol kick)
 TN -- Gault 19-yard pass from Cockrell (pass failed)
 TN -- Reveiz 27-yard field goal

Attendance: 50,134

IOWA	TEAM STATISTICS	TENN
24	First Downs	23
43-110	Rushes-yards	38-154
304	Passing yards	221
19-26-1	Passes	22-41-0
69-414	Total offense	79-375
5-35	Punts-average	5-45
1-1	Fumbles-lost	2-1
3-30	Penalties-yards	7-47

INDIVIDUAL LEADERS

RUSHING

IOWA: Gill 16-70, Phillips 10-34
 UT: Coleman 11-103, Furnas 12-52

PASSING

IOWA: Long 19-26-1-304
 UT: Cockrell 22-41-0-221

RECEIVING

IOWA: Moritz 8-168, Harmon 3-44, Gill 3-39
 UT: Wilson 7-62, Duncan 3-52, Miller 2-30

1983 Gator Bowl

Florida -- 14, Iowa -- 6
 Dec. 30, 1983, Gator Bowl, Jacksonville, Fla.

Iowa	0	3	3	0	6
Florida	7	7	0	0	14

GAME RECAP

Cold weather stalled a couple of high-powered offenses in the 39th annual Gator Bowl as Florida defeated Iowa 14-6. The wind chill at game time was 13 degrees below zero.

The Hawkeyes and Gators combined for six interceptions, 19 penalties and only seven of 31 third down conversions in the ragged contest.

The play of the game took place with 1:08 left in the first half. Tom Nichol, attempting to punt out of his own end zone, misplayed a high snap and Florida's Doug Drew covered it for a touchdown. Nichol scored the Hawkeyes' only points on a pair of short field goals. Owen Gill led the Hawkeye offense with 83 yards rushing.

SCORING SUMMARY

UF -- Anderson 1-yard run (Raymond kick)
 IA -- Nichol 32-yard field goal
 UF -- Drew fumble recovery in end zone (Raymond kick)
 IA -- Nichol 31-yard field goal

Attendance: 81,293

IOWA	TEAM STATISTICS	FLORIDA
16	First Downs	14
40-114	Rushes-yards	44-168
167	Passing yards	92
13-30-4	Passes	9-23-2
70-281	Total offense	67-250
2-40	Punts-average	7-38
2-1	Fumbles-lost	0-0
7-44	Penalties-yards	12-105

INDIVIDUAL LEADERS

RUSHING

IOWA: Gill 10-83, Granger 9-37, Phillips 13-33
 UF: Anderson 17-84, Williams 10-68

PASSING

IOWA: Long 13-28-4-167
 UF: Peace 9-22-2-92

RECEIVING

IOWA: Harmon 6-90
 UF: Dixon 5-55

1984 Freedom BowlIowa -- 55, Texas -- 17
Dec. 26, 1984, Anaheim Stadium, Anaheim, Calif.

Texas	0	17	0	0	17
Iowa	14	10	31	0	55

GAME RECAP

Chuck Long's passing performance surpassed all previous bowl games as the Hawkeyes blasted Texas 55-17 in the inaugural Freedom Bowl. Long completed 29 of 39 passes for 461 yards and six TDs despite a steady rain throughout the game.

Iowa scored 31 unanswered points in the third quarter. Long's third quarter totals were 12-14 passes for 241 yards and four touchdowns. Both Robert Smith (4 catches, 115 yards) and Bill Happel (8, 104) had over 100 yards receiving.

SCORING SUMMARY

IA -- Hayes 6-yard pass from Long (Nichol kick)
 IA -- Flagg 11-yard pass from Long (Nichol kick)
 TX -- Bryant 11-yard pass from Dodge (Ward kick)
 IA -- Bush 1-yard run (Nichol kick)
 TX -- Harris 1-yard pass from Dodge (Ward kick)
 TX -- Ward 46-yard field goal
 IA -- Nichol 27-yard field goal
 IA -- Nichol 35-yard field goal
 IA -- Happel 33-yard pass from Long (Nichol kick)
 IA -- Smith 49-yard pass from Long (Nichol kick)
 IA -- Helverson 4-yard pass from Long (Nichol kick)
 IA -- Hayes 15-yard pass from Long (Nichol kick)

Attendance: 24,093

TEXAS	TEAM STATISTICS	IOWA
15	First Downs	28
35-115	Rushes-yards	41-91
185	Passing yards	469
17-34-2	Passes	30-40-0
69-300	Total offense	81-560
5-43	Punts-average	4-42
3-3	Fumbles-lost	5-2
6-50	Penalties-yards	4-27

INDIVIDUAL LEADERS**RUSHING**

IOWA: Gill 17-61.
 UT: Orr 12-67, Johnson 8-56

PASSING

IOWA: Long 29-39-0-461
 UT: Dodge 16-32-2-180

RECEIVING

IOWA: Smith 4-115, Happel 8-104, Flagg 5-71, Hayes 3-70
 UT: Bryant 3-50, Duhon 1-47, Moerschell 4-40, Harris 6-37

1986 Rose BowlUCLA -- 45, Iowa -- 28
Jan. 1, 1986, Rose Bowl, Pasadena, Calif.

UCLA	10	14	7	14	45
Iowa	7	3	7	11	28

GAME RECAP

UCLA freshman tailback Eric Ball paved the way for the Bruins' 45-28 upset victory over Big Ten champion Iowa.

Ball, who didn't start, rambled for 227 yards on 22 carries. Ball scored on runs of 30, 40, six and 32 yards. Iowa QB Chuck Long completed 29 of 37 attempts for 319 yards and one score.

The Hawkeyes turned the ball over five times, including four times in the first half, as UCLA built a 24-10 lead. RB Ronnie Harmon caught a career-high 11 passes for 102 yards and Rob Houghtlin added field goals of 24 and 52 yards.

The teams combined for 889 yards of total offense and 54 first downs.

SCORING SUMMARY

IA -- Hudson 1-yard run (Houghtlin kick)
 UCLA -- Ball 30-yard run (Lee kick)
 UCLA -- Lee 42-yard field goal
 IA -- Houghtlin 24-yard field goal
 UCLA -- Ball 40-yard run (Lee kick)
 UCLA -- Ball 6-yard run (Lee kick)
 IA -- Long 4-yard run (Houghtlin kick)
 UCLA -- Sherrard 6-yard pass from Stevens (Lee kick)
 UCLA -- Ball 32-yard run (Lee kick)
 IA -- Houghtlin 52-yard field goal
 UCLA -- Stevens 1-yard run (Lee kick)
 IA -- Happel 11-yard pass from Long (K. Harmon run)

Attendance: 103,292

UCLA	TEAM STATISTICS	IOWA
29	First Downs	25
55-299	Rushes-yards	34-82
189	Passing yards	319
16-26-1	Passes	29-38-1
81-488	Total offense	72-401
2-38	Punts-average	2-32
3-2	Fumbles-lost	4-4
6-36	Penalties-yards	5-40

INDIVIDUAL LEADERS**RUSHING**

IOWA: R. Harmon 14-55, Hudson 13-53
 UCLA: Ball 22-227, Green 13-46, Farr 5-42

PASSING

IOWA: Long 29-37-1-319
 UCLA: Stevens 16-26-1-189

RECEIVING

IOWA: R. Harmon 11-102, Happel 6-89, Flagg 3-55, Smith 4-44
 UCLA: Dorrell 3-59, Sherrard 4-48, Tennell 3-30

1986 Holiday Bowl

Iowa -- 39, San Diego State -- 38
 Dec. 30, 1986, Jack Murphy Stadium, San Diego, Calif.

Iowa	7	6	8	18	39
San Diego State	6	15	7	10	38

GAME RECAP

Rob Houghtlin's 41-yard field goal as time expired culminated an 18-point blitz in the final 8:39 and helped Iowa down San Diego State 39-38 in the ninth annual Holiday Bowl.

The Hawkeyes stormed back on a pair of Mark Vlasic TD throws in the final period to take a 36-35 lead. SDSU's Kevin Rahill booted a 21-yard FG with 0:47 left to give the Aztecs a 38-36 advantage.

Kevin Harmon returned the ensuing kickoff to the SDSU 37-yard line, and Houghtlin kicked the game winner four plays later. Iowa was able to win only after converting two-point conversions following two of its final three touchdowns.

SCORING SUMMARY

IA -- Bayless 5-yard run (Houghtlin kick)
 SDSU -- Hardy 6-yard pass from Santos (kick failed)
 SDSU -- Jackson 44-yard pass from Santos (Hardy run)
 IA -- Vlasic 1-yard run (kick failed)
 SDSU -- Gilbreath 28-yard pass from Santos (Rahill kick)
 SDSU -- Gilmore 1-yard run (Rahill kick)
 IA -- Hudson 1-yard run (Smith pass from Vlasic)
 SDSU -- Hardy 6-yard run (Rahill kick)
 IA -- Cook 29-yard pass from Vlasic (Flagg pass from Hartlieb)
 IA -- Flagg 4-yard pass from Vlasic (Houghtlin kick)
 SDSU -- Rahill 21-yard field goal
 IA -- Houghtlin 41-yard field goal

Attendance: 59,473

IOWA	TEAM STATISTICS	SDSU
21	First Downs	17
41-141	Rushes-yards	36-117
222	Passing yards	298
15-29-1	Passes	21-33-2
70-363	Total offense	69-415
4-43	Punts-average	5-47
2-1	Fumbles-lost	0-0
4-17	Penalties-yards	7-70

INDIVIDUAL LEADERS

RUSHING

IOWA: Bayless 19-110, Hudson 9-43
 SDSU: Hardy 26-83, Gilmore 7-35

PASSING

IOWA: Vlasic 15-28-1-222
 SDSU: Santos 21-33-2-298

RECEIVING

IOWA: Flagg 4-66, Early 3-57, Cook 2-51
 SDSU: Jackson 2-89, Gilbreath 5-87, Gilmore 9-70

1987 Holiday Bowl

Iowa -- 20, Wyoming -- 19
 Dec. 30, 1987, Jack Murphy Stadium, San Diego, Calif.

Iowa	0	7	0	13	20
Wyoming	12	7	0	0	19

GAME RECAP

Iowa's defense and special teams scored two touchdowns and FB David Hudson tallied on a short run in the fourth period to rally the Hawkeyes to a 20-19 triumph over Wyoming in the 10th Holiday Bowl.

Merton Hanks deflected a second-period punt, the first of his two blocked kicks, and Jay Hess covered it in the end zone for a score. Anthony Wright cut the lead to 19-13 with a 33-yard interception return.

Greg Worker's 52-yard FG attempt was blocked by Hanks with 46 seconds left to preserve the victory.

Wright, who added six tackles, was Iowa's game MVP. Wyoming had a 12-0 lead before Hess got the Hawkeyes on the scoreboard, but Iowa still trailed 19-7 at halftime before pitching a shutout in the second half.

SCORING SUMMARY

W -- Worker 43-yard field goal
 W -- Worker 38-yard field goal
 W -- Loving 15-yard pass from Burnett (pass failed)
 IA -- Hess 10-yard blocked punt return (Houghtlin kick)
 W -- Abraham 3-yard run (Worker kick)
 IA -- Wright 33-yard interception return (Houghtlin kick)
 IA -- Hudson 1-yard run (pass failed)

Attendance: 61,892

IOWA	TEAM STATISTICS	WYOMING
17	First Downs	19
36-94	Rushes-yards	21-43
237	Passing yards	332
21-35-0	Passes	28-51-1
71-331	Total offense	72-375
8-42	Punts-average	6-30
1-1	Fumbles-lost	0-0
6-57	Penalties-yards	7-61

INDIVIDUAL LEADERS

RUSHING

IOWA: Harmon 12-47, Hudson 10-43
 UW: Abraham 14-39

PASSING

IOWA: Hartlieb 21-35-0-237
 UW: Burnett 28-51-1-332

RECEIVING

IOWA: Flagg 6-93, Watkins 4-72, Cook 6-43
 UW: Sargent 8-106, Loving 5-63, Wood 4-51, Joseph 4-42

1988 Peach Bowl

N. C. State -- 28, Iowa -- 23
 Dec. 31, 1988, Fulton County Stadium, Atlanta, Ga.

Iowa	3	7	7	6	23
N. C. State	7	21	0	0	28

GAME RECAP

Iowa couldn't overcome seven turnovers, including three interceptions by North Carolina State's Michael Brooks, in a 28-23 loss in the Peach Bowl.

NC State jumped out to a 28-3 lead before the Hawkeyes staged a furious comeback with 20 unanswered points. Chuck Hartlieb passed for 428 yards -- 122 to Marv Cook and 101 and two TDs to Deven Harberts -- in the catch-up effort.

The Hawkeyes trailed 28-3 just 15 minutes into the game before Hartlieb worked his magic.

The Wolfpack also committed seven turnovers, losing five fumbles. Freshman Tyrell Jackson scored two TDs for NC State.

SCORING SUMMARY

NCSU -- Davenport 1-yard run (Hartman kick)
 IA -- Murphy 30-yard field goal
 NCSU -- Peebles 75-yard pass from Montgomery (Hartman kick)
 NCSU -- Jackson 2-yard run (Hartman kick)
 NCSU -- Jackson 30-yard run (Hartman kick)
 IA -- Harberts 8-yard pass from Hartlieb (Murphy kick)
 IA -- Harberts 22-yard pass from Hartlieb (Murphy kick)
 IA -- Smith 7-yard pass from Hartlieb (pass failed)

Attendance : 44,635

IOWA	TEAM STATISTICS	NCSU
21	First Downs	24
19-46	Rushes-yards	72-236
428	Passing yards	195
30-51-4	Passes	11-23-2
70-447	Total offense	95-401
6-36	Punts-average	5-36
4-3	Fumbles-lost	8-5
4-44	Penalties-yards	4-40

INDIVIDUAL LEADERS**RUSHING**

IOWA: Saunders 6-22
 NCSU: Jackson 17-86, Crite 13-53

PASSING

IOWA: Hartlieb 30-51-4-428
 NCSU: Montgomery 7-10-1-152

RECEIVING

IOWA: Cook 8-122, Harberts 6-101, Bass 4-67
 NCSU: Peebles 2-91

1991 Rose Bowl

Washington -- 46, Iowa -- 34
 Jan. 1, 1991, Rose Bowl, Pasadena, Calif.

Iowa	0	7	7	20	34
Washington	10	23	6	7	46

GAME RECAP

Iowa charged back from a 33-7 halftime deficit to pull within 13 (39-26) with 5:07 left, but Washington held on to defeat the Hawkeyes 46-34.

Nick Bell gained 64 yards to go over 1,000 for the season (1,009) and Tony Stewart became Iowa's all-time leading rusher (2,562).

The receiving corps was a bright spot for Iowa, combining for 315 yards on 17 catches. Mike Saunders led Iowa's receivers with five catches for 99 yards and Bell totaled 85 yards on three receptions.

Bell and QB Matt Rodgers both rushed for two touchdowns.

SCORING SUMMARY

UW -- Hanson 23-yard field goal
 UW -- Hall 27-yard return of blocked punt (Hanson kick)
 IA -- Bell 15-yard run (Skillett kick)
 UW -- Hanson 38-yard field goal
 UW -- Mincy 37-yard return of interception (run failed)
 UW -- Brunell 5-yard run (Hanson kick)
 UW -- Bailey 22-yard pass from Brunell (Hanson kick)
 IA -- Rodgers 7-yard run (Skillett kick)
 UW -- Brunell 20-yard run (run failed)
 IA -- Rodgers 9-yard run (run failed)
 IA -- Bell 20-yard run (run failed)
 UW -- Bailey 31-yard pass from Brunell (Hanson kick)
 IA -- Saunders 12-yard pass from Rodgers (Velicer pass from Rodgers)

Attendance: 101,273

WASH	TEAM STATISTICS	IOWA
19	First Downs	19
40-222	Rushes-yards	39-139
163	Passing yards	315
14-25-2	Passes	17-37-4
65-385	Total Offense	76-454
4-42	Punts-average	6-33
3-1	Fumbles-lost	4-1
5-45	Penalties-yards	8-55
30:30	Possession time	29:30

INDIVIDUAL LEADERS**RUSHING**

IOWA: Bell 11-64, Montgomery 4-26, Stewart 7-21
 UW: Lewis 19-128, Bryant 3-47, Brunell 10-28

PASSING

IOWA: Rodgers 15-34-3-196, Hughes 1-1-0-66, Titley 1-1-0-53
 UW: Brunell 14-22-1-163

RECEIVING

IOWA: Saunders 5-99, Bell 3-85, Filloon 1-53
 UW: Bailey 2-53, Turner 3-36, Pierce 4-32

1991 Holiday Bowl

Iowa -- 13, Brigham Young -- 13
 Dec. 30, 1991, Jack Murphy Stadium, San Diego, Calif.

Iowa	6	7	0	0	13
BYU	0	6	0	7	13

GAME RECAP

Iowa's attempt to become the winningest team in Hawkeye history came up just short at the hands of Ty Detmer and Brigham Young.

The 1990 Heisman Trophy winner passed for 350 yards in rallying the Cougars back from a 13-0 halftime deficit. Iowa built its lead on two touchdown runs by Mike Saunders. Saunders joined Iowa's exclusive 1,000-yard in a season club. He had 103 yards on 19 carries in the Holiday Bowl to give him 1,022 for the season and 1,476 career rushing yards.

Iowa QB Matt Rodgers completed 19 of 28 passes for 221 yards. Jon Filloon caught a career-high seven passes for 107 yards in his final game as a Hawkeye. All-American defensive end Leroy Smith was injured in the first half and never returned to the Iowa lineup.

BYU had a chance to win the game with under 30 seconds to play. The Cougars had a first down on the Iowa 18-yard line with the score tied. However, Detmer's final pass was intercepted by Carlos James at the goal line.

Teddy Jo Faley led Iowa's defenders with 14 tackles, including 13 solo stops.

The Hawkeyes finished the season ranked 10th in both the AP and CNN/USA Today polls with a 10-1-1 record.

SCORING SUMMARY

IA -- Saunders 13-yard run (kick failed)

IA -- Saunders 5-yard run (Skillett kick)

BYU -- Tuipulotu 9-yard pass from Detmer (kick failed)

BYU -- Anderson 29-yard pass from Detmer (Kauffman kick)

Attendance: 60,646

BYU	TEAM STATISTICS	IOWA
26	First Downs	20
33-80	Rushes-yards	33-125
350	Passing yards	221
29-44-1	Passes	19-28-1
2-88	Punts-average	4-139
0-0	Fumbles-lost	0-0
7-60	Penalties-yards	7-61
32:23	Possession time	27:37

INDIVIDUAL LEADERS

RUSHING

IOWA: Saunders 19-103, Montgomery 7-35

BYU: Willis 13-61, Tuipulotu 12-44

PASSING

IOWA: Rodgers 19-28-1-221

BYU: Detmer 29-44-1-350

RECEIVING

IOWA: Filloon 7-107, Hughes 5-48, Cross 3-31

BYU: Tuipulotu 8-85, Rex 6-71, Drage 5-62, Nowatzke 3-60

TACKLES

IOWA: Faley 14, Polly 8, Blue 6, Clark 6, Derby 6

BYU: Hansen 9, Mitchell 9, Arnold 8, Biegel 6

1993 Alamo Bowl

California -- 37, Iowa -- 3
 Dec. 31, 1993, Alamodome, San Antonio, Texas

Iowa	0	0	3	0	3
California	6	17	7	7	37

GAME RECAP

California exploded for 17 points in the second quarter and defeated Iowa 37-3 in the inaugural Alamo Bowl.

The Golden Bears built a 9-0 lead on three field goals by Doug Brien, then expanded their advantage to 16-0 on a six-yard touchdown pass from Dave Barr to Mike Caldwell.

Iowa's deficit increased when Jerrott Willard picked off a Paul Burmeister pass and ran it 61 yards for a score just before halftime. Iowa's only points in the second half came on a 42-yard field goal by Brion Hurley in the third quarter.

Iowa finished the season with a 6-6 record. A bright spot was punter Nick Gallery, who averaged 43 yards on eight punts. Harold Jasper had four pass receptions for 55 yards to lead Iowa's receivers. Larry Blue received the Alamo Bowl Sportsmanship Award.

The game marked Coach Hayden Fry's first return to his home state for a game since he took the Iowa job 15 years earlier.

SCORING SUMMARY

Cal -- Brien 37-yard field goal

Cal -- Brien 20-yard field goal

Cal -- Brien 30-yard field goal

Cal -- Caldwell 6-yard pass from Barr (Brien kick)

Cal -- Willard 61-yard interception return (Brien kick)

IA -- Hurley 42-yard field goal

Cal -- Uwaezuoke 34-yard pass from Barr (Brien kick)

Cal -- Remington 12-yard pass from Barr (Brien kick)

Attendance: 45,716

CAL	TEAM STATISTICS	IOWA
28	First Downs	5
55-179	Rushes-yards	21-20
266	Passing yards	70
445	Total offense	90
21-28-0	Passes	6-17-1
2-42	Punts-average	8-43
3-1	Fumbles-lost	1-0
5-35	Penalties-yards	10-74
43:14	Possession time	16:46

INDIVIDUAL LEADERS

RUSHING

IOWA: Kahl 5-27, King 5-19, Shaw 4-14

CAL: Chapman 24-89, Edwards 6-42, Rutherford 10-40

PASSING

IOWA: Burmeister 6-17-1-37

CAL: Barr 21-28-0-266

RECEIVING

IOWA: Jasper 4-55, Dean 2-15

CAL: Caldwell 5-80, Uwaezuoke 2-55, Chapman 5-50

TACKLES

IOWA: Dailey 16, Sether 10, Hilliard 9

CAL: Willard 6, Spears 5

1995 Sun BowlIowa -- 38, Washington -- 18
Dec. 29, 1995, Sun Bowl Stadium, El Paso, Texas

Iowa	10	11	10	7	38
Washington	0	0	6	12	18

GAME RECAP

Iowa jumped out to the early lead and didn't look back, defeating Pac-10 co-champion Washington, 38-18, in the 62nd annual Sun Bowl.

Sedrick Shaw started the Iowa scoring by taking a handoff and running 58 yards for a touchdown only 1:52 into the game.

Kickers Brion Hurley and Zach Bromert each added a pair of field goals. A snap over the punter's head led to a safety and a 21-0 halftime lead for the Hawkeyes. Hurley kicked his third field goal of the day from 50 yards out as Iowa's lead climbed to 24 in the third quarter.

Washington got on the board for the first time at the 8:37 mark of the third quarter when Shane Fortney hit Jerome Pathon on a 30-yard touchdown pass.

Iowa fullback Michael Burger scored on runs of eight- and one-yard to increase the score to 38-6 before Washington added two late scores.

The Iowa defense recorded four sacks while forcing three fumbles.

Hawkeye running backs Shaw (135) and Tavian Banks (122) each rushed for over 100 yards. The win moved Iowa's final record to 8-4.

SCORING SUMMARY

IA -- Shaw 58-yard run (Bromert kick)
 IA -- Hurley 49-yard field goal
 IA -- Safety, punt snap out of endzone
 IA -- Bromert 33-yard field goal
 IA -- Hurley 47-yard field goal
 IA -- Hurley 50-yard field goal
 W -- Pathon, 30-yard pass from Fortney (pass failed)
 IA -- Burger 8-yard run (Bromert kick)
 IA -- Burger 1-yard run (Bromert kick)
 W -- Coleman 3-yard pass from Huard (pass failed)
 W -- Conwell 20-yard pass from Huard (run failed)

Attendance: 49,116

IOWA	TEAM STATISTICS	UW
18	First Downs	14
50-286	Rushes-yards	29-96
135	Passing yards	250
421	Total offense	346
26-11-2	Passes	37-19-0
5-39.4	Punts-average	7-27.1
1-0	Fumbles-lost	3-3
12-106	Penalties-yards	8-58
35:32	Possession time	24:28

INDIVIDUAL LEADERS**RUSHING**

IOWA: Shaw 21-135, Banks 13-122, Burger 7-39
 UW: Neal 9-65, Shehee 8-38

PASSING

IOWA: Sherman 24-11-1-135
 UW: Huard 26-14-0-194, Fortney 11-5-0-56

RECEIVING

IOWA: Slutzker 4-66, Dwight 3-40
 UW: Conwell 4-71, Pathon 4-62, Coleman 3-33

TACKLES

IOWA: Rollins 8, Diaco 6, Jackson 6
 UW: Aleaga 14, Devers 9, Jensen 9, Malloe 9, Davis 9

1996 Alamo BowlIowa -- 27, Texas Tech -- 0
Dec. 29, 1996, Alamodome, San Antonio, Texas

Iowa	6	11	0	10	27
Texas Tech	0	0	0	0	0

GAME RECAP

In its first trip back to San Antonio since losing to California 37-3 in the inaugural 1993 Alamo Bowl, Iowa's defense put on a clinic in stopping the run - one runner in particular.

Iowa's group of run-stoppers, headed by sophomore linebackers Matt Hughes and Vernon Rollins, held Doak Walker Award winner and 2,000-yard rusher Byron Hanspard to 64 yards rushing on 18 attempts. In the process the Hawkeyes shut down Texas Tech for a dominating 27-0 win.

Hanspard's longest run of the evening was 17 yards, as Iowa controlled the line of scrimmage and limited the Red Raiders to 60 yards total rushing.

The victory was Iowa's second shutout of the season (the Hawkeyes also blanked Wisconsin 31-0). And while Hanspard was held in check throughout, Iowa senior Sedrick Shaw was unstoppable as he rushed for 113 yards on 20 carries and one touchdown. Shaw's second touchdown run was impressive, as he broke three tackles enroute to the end zone.

Matt Sherman led a consistent Iowa offense with 126 yards passing - 105 to wide receiver Tim Dwight. The Hawkeye ground attack churned for 217 yards. Hughes finished with eight tackles, while Rollins added five.

Sophomore Jared DeVries finished with two sacks and five tackles, three for a loss. Shaw and DeVries were named offensive and defensive MVP's, respectively.

SCORING SUMMARY

IA -- Sherman 1-yard run (Bromert rush failed)
 IA -- Shaw 20-yard run (Knipper pass reception)
 IA -- Bromert 36-yard field goal
 IA -- Bromert 26-yard field goal
 IA -- Filer 14-yard run (Bromert kick)

Attendance: 55,677

IOWA	TEAM STATISTICS	TTU
23	First Downs	13
52-217	Rushes-yards	31-61
139	Passing yards	145
356	Total offense	206
10-17	Passes	14-32
0-0	Fumbles-lost	0-0
8-78	Penalties-yards	7-68
34:56	Possession time	25:04

INDIVIDUAL LEADERS**RUSHING**

IOWA: Shaw 20-113, Filer 4-41, Banks 13-30, Granquist 4-25
 TTU: Hanspard 18-64, Lethridge 12- (-4)

RECEIVING

IOWA: Dwight 6-105, Knipper 1-17, Willock 1-13
 TTU: Hart 4-46, McKenzie 3-38, DuBuc 3-20

PASSING

IOWA: Sherman 9-16-126, Driscoll 1-1-13
 TTU: 13-28-1-139. Cavazos 1-4-6

TACKLES

IOWA: Hughes 8, DeVries 5, Rollins 5, Ennis-Inge 5
 TTU: Brown 7, Reagor 6, Jones 5, Johnson 5

1997 Sun Bowl

Arizona State -- 17, Iowa -- 7
 Dec. 31, 1997, Sun Bowl Stadium, El Paso, Texas

Arizona State	0	10	7	0	17
Iowa	0	0	0	7	7

GAME RECAP

An incredible defensive effort by Arizona State, it picked apart Iowa's ninth-ranked offense and earned the Sun Devils a 17-7 win in the Norwest Sun Bowl.

The Sun Devil offense overshadowed Iowa, as ASU rushed for 268 yards and compiled 377 yards total offense. RB Tavian Banks sparked the offense unit on Iowa's second possession, breaking loose for a 26-yard run to the ASU 30. Unfortunately, for Iowa, ASU held the nation's fourth-best rusher to only 52 yards in the game.

In the second quarter ASU set a seven-play, 55-yard scoring drive into motion, and never looked back. The Sun Devils recovered an Iowa fumble late in the first half and added a field goal for a 10-0 halftime advantage.

Iowa was able to score on a six-play, 87-yard scoring drive, under the direction of quarterback Randy Reiners, late in the fourth quarter.

Linebackers Raj Clark and Matt Hughes led the Iowa defense, each recording 12 tackles, while CB Ed Gibson added 11. Jared DeVries contributed nine tackles, two tackles for loss and one sack.

Iowa punter Jason Baker was named Sun Bowl Special Teams MVP after averaging 48.9 yards per punt, including a Sun Bowl-record 76-yarder.

SCORING SUMMARY

ASU -- Jackson 35-yard pass from Campbell (Nycz kick)

ASU -- Nycz 20-yard field goal

ASU -- Martin 1-yard run (Nycz kick)

IA -- Carter 26-yard pass from Reiners (Bromert kick)

Attendance: 49,104

IOWA	TEAM STATISTICS	ASU
10	First Downs	18
30-19	Rushes-Yards	61-268
190	Passing Yards	109
209	Total Yards	377
12-27-0	Passes	5-11-0
8-48.9	Punts-Average	9-36.1
0-0	Fumbles-Lost	0-0
7-44	Penalties-Yards	11-90
24:31	Possession Time	35:29

INDIVIDUAL LEADERS

RUSHING

IOWA: Banks 14-52, Thein 3-5, Burger 1-1

ASU: Martin 27-169, Redmond 13-50

PASSING

IOWA: Sherman 8-22-0-120, Reiners 4-5-0-70

ASU: Campbell 5-11-0-109

RECEIVING

IOWA: Gibson 3-79, Dwight 3-51, Banks 2-12

ASU: Jackson 2-44, Mitchell 1-41

TACKLES

IOWA: Clark 12, Hughes 12, Gibson 11, Cooks 10, LaFleur 10

ASU: Jackson 7, Staat 6

2001 Alamo Bowl

Iowa -- 19, Texas Tech -- 16
 December 29, 2001, Alamodome, San Antonio, Texas

Texas Tech	0	3	7	6	16
Iowa	3	7	3	6	19

GAME RECAP

Nate Kaeding kicked a 47-yard field goal with 44 seconds to play in the game and defensive back Bob Sanders intercepted a Texas Tech pass in the endzone on the final play as Iowa defeated the Red Raiders 19-16 in the 2001 Alamo Bowl. The Hawkeyes ended the season with a 7-5 overall record with the bowl victory. The crowd of 65,232 marked the second largest crowd in Alamo Bowl history.

The Hawkeye drove 53 yards in eight plays for the final score of the game, which was the fourth field goal of the day for Kaeding. Texas Tech had tied the score at 16-16 with 2:05 remaining before Iowa's game winning drive. Iowa QB Kyle McCann accounted for most of the yardage in the final scoring drive. He completed three straight passes for 41 totals yards and then scrambled for 16 yards to the Tech 26-yardline to set up Kaeding's game winning kick.

Kaeding tied an Iowa record with the four field goals, which came from 36, 31, 46 and 47 yards. Iowa took an early 10-0 lead in the first half, using a ball control offense to keep the Red Raider passing attack on the sidelines. Tech got on the scoreboard on the final play of the half on a 50-yard field goal and tied the score at 10-10 on its first possession of the third quarter.

An interception by Iowa's Derrick Pickens led to an Iowa field goal for a 13-10 advantage and good field position led to Kaeding's 46-yard effort that put Iowa in front 16-10. Pickens was named the Outstanding Defensive Player of the Game, while RB Aaron Greiving earned that award for offense. Filling in for the injured Ladell Betts, Greiving rushed 25 times for 115 yards, including a one-yard scoring run for Iowa's only touchdown. McCann completed 19-26 passes for 161 yards, with no interceptions.

Along with the interception on the final play of the game, Sanders led the Iowa defense with 11 tackles. Grant Steen added eight stops and Benny Sapp had seven tackles and an interception. Iowa's defense held Texas Tech to just 80 net rushing yards.

SCORING SUMMARY

IA -- Kaeding 36-yard field goal

IA -- Greiving 1-yard run (Kaeding kick)

TTU -- Greathouse 50-yard field goal

TTU -- Walker 20-yard pass from Kingsbury (Treece kick)

IA -- Kaeding 31-yard field goal

IA -- Kaeding 46-yard field goal

TTU -- Treece 23-yard field goal

TTU -- Treece 37-yard field goal

IA -- Kaeding 47-yard field goal

Attendance: 65,232

TTU	TEAM STATISTICS	IOWA
20	First Downs	20
20-80	Rushes-Yards	44-178
309	Passing Yards	161
49-29-3	Passes (A-C-I)	26-19-0
389	Total Offense	339
5-37.2	Punts-Average	5-36.0
0-0	Fumbles-Lost	1-0
5-35	Penalties-Yards	5-26
24:57	Possession Time	35:03

INDIVIDUAL LEADERS

RUSHING

TTU: Kingsbury 9-42, Williams 9-30

IOWA: Greiving 25-115, Allen 7-36, McCann 7-26

PASSING

TTU: Kingsbury 29-49-309

IOWA: McCann 19-26-161

RECEIVING

TTU: Peters 8-60, Glover 6-77, Welker 6-62, Francis 5-90

IOWA: Hill 6-49, Clark 4-30, Dodge 4-26, Allen 3-38

TACKLES

TTU: Sailor 12, Hawkins 9

IOWA: Sanders 10, Steen 8, Meyer 7, Sapp 7

2003 Orange BowlSouthern California -- 38, Iowa -- 17
January 2, 2003, Orange Bowl, Pro Player Stadium, Miami, Fla.

Iowa	10	0	0	7	17
Southern Cal	7	3	14	14	38

GAME RECAP

Southern Cal's big second half lifted the Trojans past Iowa, 38-17 in the 2003 FedEx Orange Bowl. Iowa, which saw its nine-game winning streak come to an end, completed the season with an 11-2 overall record and an eighth place ranking in the final polls.

Hawkeye C. J. Jones opened the game by returning the kickoff an Orange Bowl record 100 yards, giving Iowa an early 7-0 lead. The Trojans quickly answered with a four-play, 79-yard drive that ended with a Justin Fargas four-yard run.

Iowa and USC each added 35-yard field goals before the half. Iowa had an opportunity to take the lead, but a seven-play, 41-yard drive stalled on the USC one-yard line as the half ended and USC blocked an Iowa field goal attempt on the final play.

USC controlled the second half by scoring touchdowns on its first three possessions. USC's defense stifled the Hawkeyes. Heisman Trophy winning QB Carson Palmer led USC by completing 21 of 31 passes for 303 yards and one touchdown. He was named the Orange Bowl MVP. Fargas became only the second Hawkeye opponent to eclipse 100 rushing yards as he gained 122 in 20 attempts. His rushing numbers included a 50-yard scoring scamper that marked the longest run against the Iowa defense all season.

QB Brad Banks completed 15-36 passes for 204 yards and one touchdown. Banks threw 103 consecutive passes without an interception before USC's Jason Leach picked one off in the fourth quarter. Banks also rushed eight times for 36 yards. His 423 rushing yards is an Iowa record for quarterbacks in a season.

WR Maurice Brown and TE Dallas Clark led the Iowa receivers. Brown had six receptions for 63 yards and a touchdown, while Clark tallied four receptions for 97 yards. Brown's 18-yard touchdown reception in the fourth quarter broke the school record for TD receptions in a season. Jones ran back four kickoffs for 169 yards, which is an Orange Bowl record and an Iowa bowl game record for return yards.

Defensive backs Bob Sanders and Derek Pagel led Iowa's defensive unit recording 13 and 10 tackles, respectively. The Iowa defense sacked Palmer four times, which included DE Matt Roth's team-leading 11th sack in the second quarter.

SCORING SUMMARY

IA -- Jones 100-yard kickoff return (Kaeding kick)
 USC -- Fargas 4-yard run (Killeen kick)
 IA -- Kaeding 35-yard field goal
 USC -- Killeen 35-yard field goal
 USC -- Williams 18-yard pass from Palmer (Killeen kick)
 USC -- Fargas 50-yard run (Killeen kick)
 USC -- McCullough 5-yard run (Killeen kick)
 USC -- Byrd 6-yard run (Killeen kick)
 IA -- Brown 18-yard pass from Banks (Kaeding kick)

Attendance: 75,971

USC	TEAM STATISTICS	IOWA
30	First Downs	18
49-247	Rushes-Yards	22-119
303	Passing Yards	204
21-31-0	Passes (C-A-I)	15-36-1
550	Total Offense	323
2-37.5	Punts-Average	5-42.6
2-0	Fumbles-Lost	2-1
6-45	Penalties-Yards	13-85
38:06	Possession Time	21:54

INDIVIDUAL LEADERS**RUSHING**

IOWA: Russell 9-45, Banks 8-36
 USC: Fargas 20-122, McCullough 12-76

PASSING

IOWA: Banks 15-36-204
 USC: Palmer 21-31-303

RECEIVING

IOWA: Clark 4-97, Brown 6-6
 USC: Williams 6-99, Colbert 6-81

TACKLES

IOWA: Sanders 13, Pagel 10, Worthy 7, Cole 7
 USC: Pollard 6, Grootegoed 6, Allmond 5

2004 Outback BowlIowa -- 37, Florida -- 17
January 1, 2004, Raymond James Stadium, Tampa, Fla.

Iowa	7	13	14	3	37
Florida	7	0	3	7	17

GAME RECAP

After falling behind 7-0 in the first quarter, Iowa scored 27 unanswered points en route to a 37-17 triumph over No. 17 Florida in the 2004 Outback Bowl. The victory was Iowa's first over the Gators and its first January bowl win since the 1959 Rose Bowl. After allowing an early Florida touchdown, Iowa scored on three of its next four possessions to end the half.

WR Maurice Brown caught a three-yard touchdown pass from QB Nathan Chandler to even the game at 7-7 late in the first quarter. PK Nate Kaeding converted a 47-yard field goal to give Iowa the lead, and the Hawkeyes followed with a Chandler five-yard scoring run. A 32-yard Kaeding field goal gave Iowa a 20-7 halftime lead.

Iowa maintained momentum in the second half after holding Florida to a three-and-out on its first possession. Matt Melloy blocked the Florida punt and also recovered it in the end zone for a touchdown. It marked the first time in Iowa bowl history that a Hawkeye player both blocked and recovered a punt for a touchdown.

The Gators added a field goal on their next possession, but two possessions later Iowa RB Fred Russell, who was named Outback Bowl MVP, scampered 34 yards for a touchdown to give Iowa a commanding 34-10 advantage. Kaeding added a 38-yard field goal to end Iowa's scoring.

Russell finished with 204 all-purpose yards. He carried the ball 21 times for 150 yards and one touchdown and returned three kickoffs for 54 yards. Chandler completed 13-25 passes for 170 yards, one passing touchdown, one rushing score and no interceptions. Brown caught six passes for 96 yards and one score.

Defensively, Iowa held the Gators to an Outback Bowl record-low 57 rushing yards, marking the eighth time in 2003 that the Hawkeyes held their opponents to 75 yards or less on the ground. DB Sean Considine collected a game-high nine tackles (three solo, six assists). LB Abdul Hodge registered eight stops (three solo, five assists). DT Tyler Luebke, DE Matt Roth and DE Howard Hodges each recorded one sack.

SCORING SUMMARY

UF -- Kight 70-yard pass from Leak (Leach kick)
 IA -- Brown 3-yard pass from Chandler (Kaeding kick)
 IA -- Kaeding 47-yard field goal
 IA -- Chandler 5-yard run (Kaeding kick)
 IA -- Kaeding 32-yard field goal
 IA -- Melloy 0-yard blocked punt return (Kaeding kick)
 UF -- Leach 48-yard field goal
 IA -- Russell 34-yard run (Kaeding kick)
 IA -- Kaeding 38-yard field goal
 UF -- Baker 25-yard pass from Leak (Leach kick)

Attendance: 65,372

IOWA	TEAM STATISTICS	UF
22	First Downs	16
49-328	Rushes-Yards	28-57
170	Passing Yards	268
408	Total Offense	325
13-26-0	Passes	22-41-1
7-42.6	Punts-Average	10-40.1
1-0	Fumbles-Lost	1-0
3-15	Penalties-Yards	4-43
34:10	Possession Time	25:50

INDIVIDUAL LEADERS**RUSHING**

IOWA: Russell 21-150, Lewis 12-45
 UF: Carthon 10-44, Fason 4-23

PASSING

IOWA: Chandler 13-25-170
 UF: Leak 22-41-268

RECEIVING

IOWA: Brown 6-96, Hinkel 3-44
 UF: Perez 7-70, Small 3-37

TACKLES

IOWA: Considine 9, Hodge 8
 UF: Crowder 8, Thomas 7, Bailey 7

2005 Capital One Bowl

Iowa -- 30, Louisiana State -- 25
 January 1, 2005, Florida Citrus Bowl, Orlando, Fla.

LSU	0	12	0	13	25
Iowa	7	7	3	13	30

GAME RECAP

Fifth-year senior Warren Holloway caught an improbable 56-yard game-winning touchdown pass from QB Drew Tate as time expired to lift Iowa to a thrilling 30-25 triumph over 11th-ranked LSU in the 2005 Capital One Bowl. The 56-yard bomb on the final play was arguably the best finish in bowl history. The reception was Holloway's first career touchdown.

Iowa grabbed an early 7-0 lead when Tate connected with WR Clinton Solomon on a 57-yard score on its first possession. The 57-yarder tied Iowa's longest touchdown reception in a bowl game (Dave Moritz from Chuck Long in the 1982 Peach Bowl). LSU cut the Hawkeye lead to 7-6 on a pair of field goals midway through the second quarter. Iowa extended its lead to 14-6 when Miguel Merrick blocked a punt and Sean Considine returned the ball seven yards for a touchdown. The Tigers answered on their next possession with a 74-yard touchdown run, but failed to convert the extra point.

PK Kyle Schlicher scored the only points of the third quarter on a 19-yard field goal to stretch Iowa's lead to 17-12. RB Marques Simmons scored on a four-yard run with 12:48 remaining to give the Hawkeyes a 24-12 advantage. LSU rallied with a pair of touchdown passes to WR Skyler Green (22 and three yards) as the Tigers took their first lead of the game, 25-24, with 46 seconds left.

Tate drove Iowa to the 44-yard line before throwing the pass to Holloway as the final seconds clicked off the clock. The victory gave Iowa its 10th win of the year, marking the third straight season the Hawkeyes have collected 10 wins or more.

Tate was named the Capital One Bowl MVP, while DL Jonathan Babineaux was recognized as Iowa's Defensive MVP. Tate completed 20-32 passes for 287 yards and two touchdowns. The scoring passes of 56 and 57 yards marked the first time an Iowa quarterback has tossed two touchdowns over 50 yards in a bowl game.

WR Ed Hinkel caught a career and game-high 10 passes for 93 yards, one reception shy of an Iowa bowl record. Solomon caught four passes for 81 yards and one score, while Holloway caught four passes for 72 yards and one touchdown.

Defensively, Iowa recorded 10 tackles for loss, including five sacks. LB Abdul Hodge racked up a game-high 15 tackles (10 solo), including 2.5 sacks. LB Chad Greenway tallied nine tackles (seven solo), including one for loss. Babineaux registered seven tackles (five solo), including 4.5 for loss and 2.5 sacks. Additionally, the Hawkeyes' special teams blocked two punts, including returning one for a touchdown.

Iowa finished the season ranked eighth for the third consecutive year. The Hawkeyes finished in the top 10 three straight seasons for only the second time ever (1956-58).

SCORING SUMMARY

IA -- Solomon 57-yard pass from Tate (Schlicher kick)
 LSU -- Jackson 29-yard field goal
 LSU -- Jackson 47-yard field goal
 IA -- Considine 7-yard blocked punt return (Schlicher kick)
 LSU -- Broussard 74-yard run (Jackson kick failed)
 IA -- Schlicher 19-yard field goal
 IA -- Simmons 4-yard run (Schlicher kick)
 LSU -- Green 22-yard pass from Russel (Jackson kick)
 LSU -- Green 3-yard pass from Russel (Russel pass failed)
 IA -- Holloway 56-yard pass from Tate (no PAT attempted)

Attendance: 70,229

LSU	TEAM STATISTICS	IOWA
19	First Downs	16
36-167	Rushes-Yards	29-47
228	Passing Yards	287
346	Total Offense	334
23-35-1	Passes	20-32-2
6-30.2	Punts-Average	6-49.2
1-0	Fumbles-Lost	1-0
5-42	Penalties-Yards	9-50
34:12	Possession Time	25:48

INDIVIDUAL LEADERS

RUSHING

IOWA: Simmons 13-35, Mickens 5-14
 LSU: Broussard 13-109, Addai 11-27

PASSING

IOWA: Tate 20-32-2-287
 LSU: Russell 12-15-0-128, Randall 10-15-1-89

RECEIVING

IOWA: Hinkel 10-93, Solomon 4-81
 LSU: Bowe 8-122, Green 6-59

TACKLES

IOWA: Hodge 15, Greenway 9
 LSU: Daniels 7, Turner 7

2006 Outback Bowl

Florida -- 31, Iowa -- 24
 January 2, 2006, Raymond James Stadium, Tampa, Fla.

Iowa	0	7	0	17	24
Florida	7	17	7	0	31

GAME RECAP

Florida scored the game's first 17 points and held off a late Iowa surge to defeat the Hawkeyes 31-24 in the 2006 Outback Bowl. The Gators blocked and returned an Iowa punt for a score on Iowa's first possession to take a 7-0 advantage. Florida then added a 21-yard field goal and returned an interception 60 yards to take a 17-0 lead with 1:57 left in the first half.

Iowa scored its first points on a 20-yard touchdown pass from QB Drew Tate to WR Clinton Solomon. However, the Gators answered the Hawkeye score with a touchdown with one second left in the period to take a 24-7 halftime advantage.

Florida added a 38-yard touchdown pass for the only score of the third quarter, but Iowa rallied to score 17 fourth-quarter points to make for an exciting finish. WR Ed Hinkel caught touchdown passes of four and 14 yards from Tate, while PK Kyle Schlicher converted a 45-yard field goal to cut the Florida lead to 34-21 with 1:24 left. Iowa's comeback fell short as the Hawkeyes failed to recover an onside kick. On the previous play, Iowa recovered the onside kick, only to be flagged for an offside penalty.

Tate completed 32-55 passes for 346 yards and three scores; the 32 pass completions and 55 attempts established Iowa bowl records. Hinkel caught a team-high nine passes for 87 yards and tied an Iowa bowl record with two touchdown receptions. Damian Sims tied an Iowa bowl record with five kickoff returns for 107 yards.

Florida QB Chris Leak completed 25-40 passes for 278 yards and two TDs. Leak's two touchdown passes went to Outback Bowl MVP, WR Dallas Baker, who caught 10 passes for 147 yards.

LB Abdul Hodge amassed an Outback Bowl and Iowa bowl record 19 tackles (14 solo) to lead the Hawkeye defense. DB Antwan Allen and DB Marcus Paschal each added 10 tackles, while LB Chad Greenway recorded nine stops. Allen became the first Iowa player to start in four January bowl games.

SCORING SUMMARY

UF -- McCollum 6-yard blocked punt return (Hetland kick)
 UF -- Hetland 21-yard field goal
 UF -- Brown 60-yard interception return (Hetland kick)
 IA -- Solomon 20-yard pass from Tate (Schlicher kick)
 UF -- Baker 24-yard pass from Leak (Hetland kick)
 UF -- Baker 38-yard pass from Leak (Hetland kick)
 IA -- Hinkel 4-yard pass from Tate (Schlicher kick)
 IA -- Hinkel 14-yard pass from Tate (Schlicher kick)
 IA -- Schlicher 45-yard field goal

Attendance: 65,881

IOWA	TEAM STATS	UF
23	First Downs	26
20-64	Rushes-Yards	42-169
346	Passing Yards	278
410	Total Offense	447
32-55-1	Passes	25-40-0
6-30.7	Punts-Average	3-46.3
0-0	Fumbles-Lost	1-1
8-60	Penalties-Yards	5-30
24:35	Possession Time	35:25

INDIVIDUAL LEADERS

RUSHING

IOWA: Young 13-34, Tate, 3-24
 UF: Moore 13-88, Wynn 8-34

PASSING

IOWA: Tate 32-55-1-346
 UF: Leak 25-40-0-278

RECEIVING

IOWA: Solomon 7-96, Chandler 7-89
 UF: Baker 10-147, Jackson 7-76

TACKLES

IOWA: Hodge 19, Allen 10, Paschal 10
 UF: Webb 10, Brown 7, Herring 7

2006 Alamo Bowl

Texas -- 26, Iowa -- 24
December 30, 2006, Alamodome, San Antonio, Texas

Texas	3	7	10	6	26
Iowa	14	0	7	3	24

GAME RECAP

Texas outscored Iowa 23-10 in the final three periods en route to a 26-24 Alamo Bowl victory over the Hawkeyes in front of a bowl-record 65,875 fans in the Alamodome. Iowa sprinted out of the gates, scoring touchdowns on its first two possessions. RB Albert Young scored on a one-yard run and WR Andy Brodell caught a 63-yard touchdown pass from QB Drew Tate. The 63-yard pass is the longest TD pass in Iowa bowl history.

After a Texas field goal, Iowa looked to stretch its lead to 21-3 on a nine-yard touchdown reception by TE Scott Chandler, but a flag negated the score. Texas intercepted a Tate pass in the end zone on the very next play. The Longhorns took advantage of Iowa's misfortune and turned the turnover in seven points. Iowa took a 14-10 lead into the half.

The Longhorns scored the next 10 points on a 43-yard field goal and a 72-yard touchdown pass to grab a 20-14 advantage midway through the third period. Iowa quickly answered with a four-play, 68-yard drive that culminated with a 23-yard touchdown reception by Brodell.

Texas responded with a touchdown on the following possession to go up 26-21. Iowa added a PK Kyle Schlicher 38-yard field goal late in the fourth quarter to cut the deficit to 26-24. The Longhorns became the first team to win the Alamo Bowl when trailing at the half.

Tate completed 15-25 passes for 274 yards and two touchdowns. Brodell tied an Iowa bowl record with two touchdown receptions and matched a career high with 159 receiving yards on six receptions. Furthermore, the 159 yards is an Alamo Bowl receiving record, besting Michigan's Amani Toomer's 135 yards set in 1995.

Texas QB Colt McCoy was named the Most Outstanding Offensive Player. McCoy completed 26-40 passes for 308 yards and two scores.

Four Hawkeyes recorded seven tackles or more. DB Miguel Merrick had a team-high eight tackles. DB Charles Godfrey and LB Ed Miles each were credited with seven stops.

SCORING SUMMARY

IA -- Young 1-yard run (Schlicher kick)
IA -- Brodell 63-yard pass from Tate (Schlicher kick)
UT -- Bailey 27-yard field goal
UT -- Sweed 20-yard pass from McCoy (Bailey kick)
UT -- Bailey 43-yard field goal
UT -- Charles 72-yard pass from McCoy (Bailey kick)
IA -- Brodell 23-yard pass from Tate (Schlicher kick)
UT -- Young 2-yard run (Bailey kick)
IA -- Schlicher 38-yard field goal

Attendance: 65,875

IOWA	TEAM STATS	UT
17	First Downs	17
34-89	Rushes-Yards	21-70
274	Passing Yards	308
59-363	Total Offense	61-378
15-25-1	Passes	26-40-0
5-42.4	Punts-Average	6-37.8
2-1	Fumbles-Lost	2-1
8-53	Penalties-Yards	6-60
30:56	Possession Time	29:04

INDIVIDUAL LEADERS**RUSHING**

IOWA: Young 13-64, Sims, 12-26
UT: Charles 4-26, Shipley 1-14

PASSING

IOWA: Tate 15-25-1-274
UT: McCoy 26-40-0-308

RECEIVING

IOWA: Brodell 6-159, Douglas 3-40
UT: Finley 8-46, Cosby 7-59

TACKLES

IOWA: Merrick 8, Godfrey 7, Milles 7, Gabelmann 7
UT: Miller 11, Griffin 10, Derry 6

2009 Outback Bowl

Iowa -- 31, South Carolina -- 10
January 1, 2009, Raymond James Stadium, Tampa, Fla.

South Carolina	0	0	0	10	10
Iowa	14	7	10	0	31

GAME RECAP

Iowa forced five South Carolina turnovers and scored the game's first 31 points en route to a convincing 31-10 victory at the 2009 Outback Bowl in Raymond James Stadium. This game marked Iowa's third appearance in six years at the Outback Bowl. Iowa finished the season winning six of its last seven games and pushed its all-time bowl record to 12-10-1.

RB Shonn Greene was named the bowl's Most Valuable Player after rushing for 121 yards and three touchdowns on 29 carries. The 29 attempts, three rushing scores and 18 points are new Iowa bowl records. Greene finished his junior campaign with a school single-season record 20 rushing touchdowns and 1,850 rushing yards. Additionally, he rushed for over 100 yards in all 13 games, also an Iowa single-season record.

QB Ricky Stanzi completed 13-19 passes for 147 yards and a touchdown. He completed a six-yard touchdown to WR Trey Stross on Iowa's opening drive. Iowa's tight ends combined for seven receptions and 92 yards - Brandon Myers had four catches for 49 yards, while Tony Moeaki had three for 43 yards.

Iowa led 21-0 at halftime on two Greene one-yard runs and Stross' six-yard touchdown reception. PK Daniel Murray converted an 18-yard field goal and Greene scored his third touchdown from 11 yards out to stretch Iowa's cushion to 31-0. The Gamecocks scored the final 10 points on a 10-yard pass and a 48-yard field goal.

Defensively, Iowa collected three interceptions, which tied an Iowa bowl record, and recovered two fumbles. Four of the five South Carolina miscues came in the first 30 minutes. SS Tyler Sash tied an Outback Bowl and Iowa bowl record with two thefts. He returned the two interceptions 74 total yards, which is an Iowa bowl record. DB Bradley Fletcher recorded the other interception in the end zone and also forced a fumble. LB A. J. Edds recovered both South Carolina fumbles. LB Pat Angerer had six tackles and a sack and LB Jeremiha Hunter was credited with four tackles, including two for loss, and a pass break-up.

Iowa dominated time of possession, controlling the ball for 35:54, compared to only 24:06 for South Carolina.

SCORING SUMMARY

IA -- Stross, 6-yard pass from Stanzi (Murray kick)
IA -- Greene, 1-yard run (Murray kick)
IA -- Greene, 1-yard run (Murray kick)
IA -- Murray, 18-yard field goal
IA -- Greene, 11-yard run (Murray kick)
SC -- Cook, 10-yard pass from Smelley (Succop kick)
SC -- Succop, 48-yard field goal

Attendance: 55,117

SC	TEAM STATISTICS	IOWA
17	First Downs	22
14-43	Rushes-Yards	47-181
270	Passing Yards	147
64-313	Total Offense	66-328
26-50-3	Passes	13-19-2
2-42.5	Punts-Average	2-44.0
2-2	Fumbles-Lost	2-1
10-100	Penalties-Yards	6-50
24:06	Possession Time	35:54

INDIVIDUAL LEADERS**RUSHING**

IOWA: Greene 29-121, Hampton 12-54
SC: Garcia 5-25, Maddox 3-17

PASSING

IOWA: Stanzi 13-19-1-147
SC: Garcia 9-18-0-79, Smelley 16-31-1-179

RECEIVING

IOWA: Myers 4-49, Moeaki 3-43
SC: McKinley 6-86, Barnes 5-40

TACKLES

IOWA: Angerer 6, five others with four
SC: Brinkley 11, Norwood 9, Culliver 7

2010 FedEx Orange Bowl

Iowa -- 24, Georgia Tech -- 14
 Jan. 5, 2010, Land Shark Stadium, Miami, Fla.

Iowa	14	0	3	7	24
Georgia Tech	7	0	7	0	14

GAME RECAP

Iowa turned in another dominating defensive performance in defeating ninth-ranked Georgia Tech, 24-14, in the 2010 FedEx Orange Bowl. The Hawkeyes won their second straight January bowl game and evened their record at 1-1 in BCS games.

The Iowa defense limited Georgia Tech to 155 yards total offense, including just 12 passing yards. The Yellow Jackets entered the game ranked second in the nation in rushing offense. Georgia Tech was held to just 32 net yards on 20 offensive plays in the first half.

Iowa quarterback Ricky Stanzi, after missing the final two games of the regular season due to injury, completed his first eight pass attempts in leading the Hawkeyes to a 14-0 advantage in the first period. Stanzi connected with TE Tony Moeaki for a 54-yard gain to set up the first score of the game, a four-yard completion to WR Marvin McNutt.

Iowa added a second touchdown on its next possession, as Stanzi connected with WR Colin Sandeman on a 21-yard scoring play. Stanzi completed 17-29 passes for 231 yards and the two scores.

Georgia Tech used a pass interception return for its only points of the first half, leaving Iowa with a 14-7 advantage at the break. The Hawkeyes increased the advantage to 17-7 late in the third period on a 33-yard field goal by Daniel Murray.

After Tech narrowed the margin to 17-14 early in the final period, Iowa again turned to its defense. Senior LB A. J. Edds had a pass interception and the Iowa defense forced another Tech punt with 4:54 remaining. Freshman RB Brandon Wegher sealed the win with a 32-yard scoring run with 1:56 left to play.

Wegher ended the game with 113 rushing yards on 16 carries. Moeaki had 85 yards on four receptions, Sandeman had four receptions for a career-best 53 yards and Derrell Johnson-Koulianos had four receptions for 63 yards before leaving the game in the second quarter due to injury.

DE Adrian Clayborn had nine solo tackles and was named the Most Valuable Player. Senior LB Pat Angerer added 10 tackles and Clayborn had two QB sacks.

SCORING SUMMARY

IA -- Marvin McNutt, four-yard pass from Ricky Stanzi (Murray kick)

IA -- Colin Sandeman, 21-yard pass from Stanzi (Murray kick)

GT -- Jerrard Tarrant, 40-yard int. return (Blair kick)

IA -- Daniel Murray, 33-yard field goal

GT -- Anthony Allen, one-yard run (Blair kick)

IA -- Brandon Wegher, 32-yard run (Murray kick)

Attendance: 66,131

IOWA	TEAM STATS	GA TECH
21	First Downs	9
40-172	Rushes-Yards	41-143
231	Passing Yards	12
17-29-1	Passes	2-9-1
69-403	Total Offense	50-155
4-36.0	Punts-Avg	7-49.1
2-1	Fumbles-Lost	0-0
4-25	Penalties-Yards	9-68
32:23	Possession Time	27:37

INDIVIDUAL LEADERS

RUSHING

IOWA: Wegher 16-113-1 TD; Robinson 14-59

GA TECH: Dwyer 14-49; Nesbitt 20-46

PASSING

IOWA: Stanzi 17-29-1-2TDs

GA TECH: Nesbitt 2-9-1

RECEIVING

IOWA: Moeaki 4-85; Johnson-Koulianos 4-63; Sandeman 4-53-1

GA TECH: Dwyer 2-12

TACKLES

IOWA: Angerer 10; Clayborn 9

GA TECH: Burnett 8; Tarrant 6

2010 Insight Bowl

Iowa 27, Missouri 24
 Dec. 28, 2010, Sun Devil Stadium, Tempe, Ariz.

Missouri	3	7	14	0	24
Iowa	7	10	3	7	27

GAME RECAP

Iowa used record setting performances on both offense and defense to earn a 27-24 win over 12th-ranked Missouri in the 2010 Insight Bowl. The win was the third straight bowl victory for the Hawkeyes and the fourth of the season (in eight games) against a nationally-ranked opponent.

Freshman RB Marcus Coker was the key player for the Iowa offense, rushing 33 times for 219 yards and two touchdowns. Both the rushing attempts and yards established Iowa bowl records.

Sophomore DB Micah Hyde scored the winning points with 5:32 remaining in the game on a 72-yard interception return for a touchdown. That set an Iowa bowl record and ranks as the eighth longest return in school history.

Following Hyde's touchdown, Missouri drove to the Iowa 46 on its next possession, but a pass attempt on fourth-and-six was incomplete and Iowa's offense maintained possession for the final 2:15. Iowa ended the game at the one-yard line as time expired.

Iowa won the toss and elected to start the game on offense. Coker gave the Hawkeyes an early 7-0 advantage with a one-yard scoring run to complete the opening drive. Missouri responded with a field goal on its first drive, but Coker added a 62-yard scoring run early in the second period to give Iowa a 14-3 advantage.

The Hawkeyes added a 34-yard Mike Meyer field goal later in the period before Missouri scored on a 10-yard run to cut Iowa's halftime advantage to 17-10. Brett Greenwood's interception in the end zone ended Missouri's final drive just before halftime.

Iowa's only offensive points of the second half came midway through the third period when Meyer added a 21-yard field goal for a 20-10 advantage, capping a 93-yard scoring drive. The Tigers cut the lead to 20-17 later in the third quarter and took their first advantage at 24-20 with under a minute left in the period.

Hyde's interception return, the fourth for the Hawkeyes in 13 games, was the only scoring in the final quarter.

Stanzi complemented Coker's rushing effort by completing 11-21 passes for 200 yards. Colin Sandeman (4-44) and Reisner (3-50) led Iowa's receivers.

The Iowa defense was led by Greenwood, who collected 11 tackles to go with his second quarter interception. DB Shaun Prater added nine tackles and LB James Morris had seven. DL Karl Klug and DL Christian Ballard each collected a QB sack.

SCORING SUMMARY

IA -- Marcus Coker, one-yard run (Mike Meyer kick)

MIZZOU -- Grant Ressel, 23-yard field goal

IA -- Marcus Coker, 62-yard run (Mike Meyer kick)

IA -- Mike Meyer, 34-yard field goal

MIZZOU -- Henry Josey, 10-yard run (Grant Ressel kick)

IA -- Mike Meyer, 21-yard field goal

MIZZOU -- Blaine Gabbert, seven-yard run (Grant Ressel kick)

MIZZOU -- Michael Egniew, three-yard pass from B. Gabbert (G. Ressel kick)

IA -- Micah Hyde, 72-yard interception return (Mike Meyer kick)

Attendance: 53,453

MIZZOU	TEAM STATS	IOWA
24	Score	27
32	First Downs	19
29-78	Rushes-Yards	37-225
434	Passing Yards	200
41-57-2	Passes	11-21-2
86-512	Total Offense	58-425
4-42.0	Punts-Avg	3-44.7
3-0	Fumbles-Lost	0-0
5-48	Penalties-Yards	3-19
29:49	Possession Time	30:11

INDIVIDUAL LEADERS

RUSHING

IOWA: Coker 33-219; Stanzi 2-9

MIZZOU: Lawrence 6-40; Moore 6-32

PASSING

IOWA: Stanzi 11-21-2-200

MIZZOU: Gabbert 41-57-2-434

RECEIVING

IOWA: Sandeman 4-44; Reisner 3-50

MIZZOU: Moe 15-152; Jackson 9-129

TACKLES

IOWA: Greenwood 11; Prater 9

MIZZOU: Ebner 9; Jackson 7; Rutland 7

2011 Insight Bowl

Oklahoma 31, Iowa 14
Dec. 30, 2011, Sun Devil Stadium, Tempe, Ariz.

Iowa	0	0	0	14	14
Oklahoma	7	7	7	10	31

GAME RECAP

Iowa rallied in the second half, closing to within a touchdown with 6:56 remaining, but 14th-ranked Oklahoma controlled the ball over the second half of the final period in recording a 31-14 win at the 2011 Insight Bowl.

Oklahoma built a 21-0 advantage before Iowa got its offense going in the second half. Iowa used a 16-play drive that consumed 7:50, scoring on a 5-yard pass from QB James Vandenberg to TE C. J. Fiedorowicz on the second play of the final quarter.

After holding Oklahoma to three plays on consecutive possessions, the Iowa offense drove 78 yards in 12 plays, cutting the deficit to 21-14 on a 9-yard pass from Vandenberg to RB Jordan Canzeri. Oklahoma was able to drive to the Iowa 21 before adding a field goal with 2:33 remaining for a 24-14 advantage. After Iowa failed on a fourth down attempt, the Sooners added a final touchdown in the closing minute of play.

Oklahoma took a 7-0 lead in the first period, covering five yards in two plays following a pass interception. Oklahoma's only extended offensive drive of the second quarter covered 66 yards in 13 plays as the Sooners led 14-0 at halftime.

Iowa's defense held the Sooners to just 89 yards total offense in the first half. Oklahoma, which entered the game ranked fourth in the nation in total offense, was held to 275 yards total offense, its lowest output of the season.

Vandenberg completed 23-44 passes for 216 yards and two scores, with one interception. Canzeri led Iowa's ground attack with 58 yards on 22 carries and he added six pass receptions for 28 yards and a touchdown. WR Marvin McNutt, Jr. recorded four receptions for 46 yards. He tied Iowa's single-season reception record with 82 catches in 13 games.

The Iowa defense was led by senior LB Tyler Nielsen with eight tackles, while LB Christian Kirksey added seven. Senior DT Mike Daniels recorded three tackles for loss and two QB sacks among his five tackles and senior DE Broderick Binns recorded Iowa's only pass interception.

SCORING SUMMARY

OU -- Blake Bell, 4-yard run (Mike Hunnicutt kick)
 OU -- Blake Bell, 4-yard run (Mike Hunnicutt kick)
 OU -- Trent Ratterree, 3-yard pass from Landry Jones (Mike Hunnicutt kick)
 IA -- C. J. Fiedorowicz, 5-yard pass from James Vandenberg (Mike Meyer kick)
 IA -- Jordan Canzeri, 9-yard pass from James Vandenberg (Mike Meyer kick)
 OU -- Mike Hunnicutt, 35-yard field goal
 OU -- Blake Bell, 21-yard run (Mike Hunnicutt kick)

Attendance: 54,247

IOWA	TEAM STATS	OU
14	Score	31
21	First Downs	16
37-76	Rushes-Yards	37-114
216	Passing Yards	161
23-45-2	Passes	16-25-1
82-292	Total Offense	62-275
6-44.3	Punts-Avg.	6-50.3
1-0	Fumbles-Lost	0-0
6-36	Penalties-Yards	6-45
33:14	Possession Time	26:46

INDIVIDUAL LEADERS

RUSHING

IOWA: Canzeri 22-58; White 4-20
 OU: Bell 10-51-3 TDs; Clay 9-44

PASSING

IOWA: Vandenberg 23-44-1-216-2 TDs
 OU: Jones 16-25-1-161-1 TD

RECEIVING

IOWA: Canzeri 6-28-1 TD; Davis 5-76; McNutt, Jr. 4-46
 OU: Jackson 3-45; Stills 3-31

TACKLES

IOWA: Nielsen 8; Kirksey 7
 OU: Jefferson 7; Fleming 7

2014 Outback Bowl

LSU 21, Iowa 14

Jan. 1, 2014, Outback Bowl, Raymond James Stadium, Tampa, Fla.

Iowa	0	0	7	7	14
LSU	7	7	0	7	21

GAME RECAP

No. 14 LSU scored 14-first-half points and ultimately held on to defeat Iowa, 21-14, at the 2014 Outback Bowl in Tampa.

The Tigers drove 77 yards on the first possession of the game to grab a 7-0 advantage. It marked the first offensive touchdown allowed in the opening period by Iowa since the season opener against Northern Illinois (Aug. 31).

In the second quarter, LSU capitalized on a Kevonte Martin-Manley fumbled punt at the 39-yard line, scoring seven plays later on a 14-yard rush to take a 14-0 halftime lead.

John Lowdermilk provided a spark in the third quarter, intercepting QB Anthony Jennings and returning his first career theft 71 yards to the 1-yard line. The 71-yard interception return is the 12th-longest in school history. Three plays later RB Mark Weisman scored on a 2-yard rush to cut the deficit to 14-7.

Midway through the fourth quarter, Iowa marched inside the LSU red zone, but a fourth down interception at the LSU 8-yard line thwarted a game-tying scoring drive.

LSU scored its third touchdown on a Jeremy Hill 37-yard rush, his second score of the game, with 1:50 left to play.

Iowa's Jordon Cotton returned the ensuing kickoff a career-long 96 yards to the LSU 4-yard line. The 96-yard kickoff return is the eighth-longest return in school history and longest non-touchdown kickoff return in Iowa annals. Two plays later, QB C.J. Beathard connected with Martin-Manley in the end zone for a 4-yard touchdown for the final score. Iowa was unable to recover the ensuing onside kick.

QB Jake Rudock completed 9-of-22 passes for 102 yards before leaving in the third period due to injury. Beathard completed 4-of-7 passes for 55 yards and a score.

Weisman rushed 18 times for 37 yards, while TE C.J. Fiedorowicz caught a game-high four passes for 46 yards.

Cotton's 42.7 kickoff return average on three attempts broke the Outback Bowl record for kickoff return average.

Iowa's defense did a good job containing Jennings and the LSU offense, collecting seven tackles for loss, including four sacks, and an interception. LB James Morris recorded eight tackles and reached 400 career tackles in his career -- becoming only the sixth Hawkeye to accomplish that feat.

SCORING SUMMARY

LSU -- Anthony Jennings, 2-yard run (Delahoussaye kick)
 LSU -- Jeremy Hill, 14-yard run (Delahoussaye kick)
 IA -- Mark Weisman, 2-yard run (Meyer kick)
 LSU -- Jeremy Hill, 37-yard run (Delahoussaye kick)
 IA -- Kevonte Martin-Manley, 4-yard pass from C.J. Beathard (Meyer kick)

Attendance: 51,296

IOWA	TEAM STATS	LSU
11	First Downs	15
37-76	Rushes-Yards	51-220
157	Passing Yards	82
13-30-2	Com-Att-Int	7-20-1
67-233	Total Offense	71-302
7-40.3	Punts-Avg.	10-46.9
2-1	Fumbles-Lost	0-0
2-10	Penalties-Yards	6-53
25:06	Possession Time	34:54

INDIVIDUAL LEADERS

RUSHING

IOWA: Weisman 18-37; Canzeri 7-34
 LSU: Hill 28-216

PASSING

IOWA: Rudock 9-22-102, 1 INT; Beathard 4-7-55, 1 TD
 LSU: Jennings 7-19-82, 1 INT

RECEIVING

IOWA: Fiedorowicz 4-46; Duzey 3-58
 LSU: Beckham 2-35; Landry 2-21

TACKLES

IOWA: Kirksey 10; Morris 8
 LSU: Loston 6; Welter 6; Mills 6

2015 TaxSlayer Bowl

Tennessee 45, Iowa 28
 Jan. 2, 2015, EverBank Field, Jacksonville, Fla.

Iowa	0	7	0	21	28
Tennessee	21	14	7	3	45

GAME RECAP

Tennessee scored the game's first 28 points en route to a 45-28 win over Iowa at the TaxSlayer Bowl in Jacksonville, Florida.

RB Mark Weisman rushed for two scores, while QB C.J. Beathard threw for two touchdowns to account for Iowa's scoring. Weisman scored on runs of three and one yard in the second and fourth quarters, respectively. The Hawkeye senior finished his career with 32 rushing touchdowns, one shy of the school record held by Sedrick Shaw and Tavian Banks.

Beathard connected with TE Ray Hamilton (31 yards) and WR Matt VandeBerg (18 yards) in the fourth period. Beathard finished the game completing 13-of-23 passes for 145 yards. The two passing touchdowns were a single-game career best.

WR Kevonte Martin-Manley caught three passes for 23 yards. His third reception broke the school record for career catches by a Hawkeye with 174. He finished his career with 1,799 career receiving yards, No. 13 all-time. The bowl game was the 51st career game for the Hawkeye senior; Martin-Manley joins five other players to play in 51 career games during the Kirk Ferentz era.

Jordan Canzeri led the Hawkeye ground attack, rushing 12 times for 120 yards -- his second career 100-yard game. His game totals pushed him over the 1,000 yards rushing, becoming the 45th Iowa player to accomplish the feat.

LB Josey Jewell led all players with a career-best 14 tackles and was named Iowa's TaxSlayer Bowl MVP. Jewell, a redshirt freshman, made his fourth career start. LB Quinton Alston (11) and CB Desmond King (10) also reached double-digits in tackles. CB Maurice Fleming (five) and LB Ben Niemann (four) recorded career bests in tackles.

CB Desmond King recorded his second career interception in the third quarter (37-yard return). Iowa's defense has had at least one interception in six straight bowl games.

SCORING SUMMARY

UT -- Hurd, 3-yard run (Medley kick)
 UT -- Hurd, 29-yard run (Medley kick)
 UT -- Wharton, 49-yard pass from Marlin Lane (Medley kick)
 UT -- Dobbs, 8-yard run (Medley kick)
 IA -- Mark Weisman, 3-yard run (KoeHN kick)
 UT -- Person, 19-yard pass from Joshua Dobbs (Medley kick)
 UT -- Dobbs, 11-yard run (Medley kick)
 IA -- Mark Weisman, 1-yard run (KoeHN kick)
 UT -- Medley, 28-yard field goal
 IA -- Ray Hamilton, 31-yard pass from C.J. Beathard (KoeHN kick)
 IA -- Matt VandeBerg, 18-yard pass from C.J. Beathard (KoeHN kick)

Attendance: 56,310

IOWA	TEAM STATS	UT
23	First Downs	27
35-244	Rushes-Yards	51-283
177	Passing Yards	178
15-31-1	Com-Att-Int	17-22-1
66-421	Total Offense	73-461
6-35.8	Punts-Avg.	4-37.2
1-1	Fumbles-Lost	0-0
4-37	Penalties-Yards	4-55
27:52	Possession Time	32:08

INDIVIDUAL LEADERS

RUSHING:

IOWA: Canzeri 12-120; Beathard 8-82
 UT: Hurd 16-122; Dobbs 13-76

PASSING:

IOWA: Beathard 13-23-145, 2 TD, 1 INT; Rudock 2-8-32
 UT: Dobbs 16-21-129, 1 TD, 1 INT

RECEIVING:

IOWA: Hamilton 3-51; Martin-Manley 3-23
 UT: Pearson 7-75

TACKLES:

IOWA: Jewell 14; King 10; Lowdermilk 8
 UT: Reeves-Maybin 13; McNeil 7

2016 Rose Bowl

#6 Stanford 45, #5 Iowa 16
 Jan. 1, 2016, Rose Bowl Stadium, Pasadena, California

Stanford	21	14	3	7	45
Iowa	0	0	3	13	16

GAME RECAP

Stanford raced out to a 38-0 advantage and ultimately defeated Iowa, 45-16, in the 2016 Rose Bowl. The 45 points were the most the nationally-ranked Hawkeyes allowed in 14 games.

The Cardinal scored their first four touchdowns four different ways -- pass, run, interception return, and punt return. Heisman runner-up Christian McCaffrey totaled 368 all-purpose yards, including a 75-yard scoring reception on the first play from scrimmage and a 63-yard punt return in the second period.

Stanford QB Kevin Hogan completed 12-of-21 passes for 223 yards and accounted for four touchdowns (three passing and one rushing).

Iowa was held to 287 yards of total offense, including a season-low 48 yards rushing.

Iowa quarterback C.J. Beathard completed 21-of-33 passes for 239 yards passing and two touchdowns. Beathard threw a pair of fourth-quarter scores, first a 36-yard to WR Matt VandeBerg and then a 31-yard pass to RB Akrum Wadley. VandeBerg finished the contest with a team-high four receptions for 64 yards.

Running backs LeShun Daniels and Akrum Wadley rushed for 37 and 33 yards, respectively.

Junior DB Desmond King had 182 all-purpose yards, returning seven kickoffs for 144 yards and 38 yards on one punt. He also collected five tackles on defense.

SS Miles Taylor and LB Josey Jewell led the team in tackles, each being credited with seven stops. Jewell also collected an interception, his fourth of the season and second in as many games.

Senior center Austin Blythe made his 45th consecutive start and appeared in his 50th career game. He became the 12th player to play 50 or more games under Kirk Ferentz.

SCORING SUMMARY

STAN -- Christian McCaffrey, 75-pass from Kevin Hogan (Ukropina kick)
 STAN -- Kevin Hogan, 8-yard run (Ukropina kick)
 STAN -- Quenton Meeks, 66-yard interception return (Ukropina kick)
 STAN -- Christian McCaffrey, 63-yard punt return (Ukropina kick)
 STAN -- Michael Rector, 31-pass from Kevin Hogan (Ukropina kick)
 STAN -- Conrad Ukropina, 31-yard field goal
 IA -- Marshall KoeHN, 39-yard field goal
 IA -- Matt VandeBerg, 36-yard pass from C.J. Beathard (PAT attempt failed)
 IA -- Akrum Wadley, 31-yard pass from C.J. Beathard (KoeHN kick)
 STAN -- Michael Rector, 42-yard pass from Kevin Hogan (Ukropina kick)

Attendance: 94,268

STAN	TEAM STATS	IOWA
19	First Downs	18
34-206	Rushes-Yards	38-48
223	Passing Yards	239
12-21-1	Com-Att-Int	21-33-1
55-429	Total Offense	71-287
3-36.3	Punts-Avg.	6-38.3
1-0	Fumbles-Lost	2-1
10-70	Penalties-Yards	7-50
27:09	Possession Time	32:51

INDIVIDUAL LEADERS

RUSHING:

STAN: McCaffrey 18-172; Wright 5-30
 IOWA: Daniels 10-37; Wadley 9-33

PASSING:

STAN: Higan 12-21-223, 3 TD, 1 INT
 IOWA: Beathard 21-33-239, 2 TD, 1 INT

RECEIVING:

STAN: McCaffrey 4-105; Hooper 3-23; Rector 2-73
 IOWA: VandeBerg 4-64; Mitchell 4-41; Wadley 3-60

TACKLES:

STAN: Shittu 10; Martinez 9
 IOWA: Taylor 7; Jewell 7; King 5

2017 Outback Bowl

#17 Florida 30, Iowa 3

Jan. 2, 2017, Raymond James Stadium, Tampa, Florida

Florida	3	7	7	13	30
Iowa	3	0	0	0	3

GAME RECAP

No. 17 Florida scored the game's final 30 points in a 30-3 victory over Iowa at Raymond James Stadium in the 2017 Outback Bowl. It marked the third time in 11 years that Iowa faced Florida in the Outback Bowl.

The Hawkeye defense intercepted the Gators on their first two drives, converting the second interception into three points as a result of a Keith Duncan 36-yard field goal.

Florida evened the score at 3-3 later in the first quarter on an Eddy Pineiro 44-yard field goal.

The Gators scored a touchdown late in the second period to take a 10-3 advantage into halftime. Mark Thompson caught his only pass of the game from QB Austin Appleby and took the reception 85 yards for a touchdown.

Florida added two touchdowns and a pair of field goals in the second half.

Iowa quarterback C.J. Beathard completed 7-of-23 passes for 55 yards and three interceptions. RB Akrum Wadley totaled 136 all-purpose yards, rushing for a game-high 115 yards on 22 attempts and catching a team-best four balls for 21 yards. It marked the fourth game this season that the Hawkeye tailback led the squad in receiving.

Defensively, Josey Jewell had a game-high 10 tackles, including one sack. The Hawkeye linebacker finished the season with 100-plus tackles for the second straight year (124).

DB Desmond King appeared in his 53rd career game and made his 51st career start, both program records. King recorded an interception on Florida's second possession. It was King's 14th career interception, tying Damien Robinson for fourth all-time.

Iowa's second defensive theft came from FS Brandon Snyder. Both Snyder and King finished the 2016 season with three interceptions apiece.

Appleby finished the contest completing 14-of-35 passes for 222 yards, two touchdowns, and two interceptions. RB Jordan Scarlett rushed for a team-best 94 yards on 14 carries.

SCORING SUMMARY

IA -- Keith Duncan, 36-yard field goal

FLA -- Eddy Pineiro, 44-yard field goal

FLA -- Mark Thompson, 85-yard pass from Austin Appleby (Pineiro kick)

FLA -- DeAndre Goolsby, 6-yard pass from Austin Appleby (Pineiro kick)

FLA -- Chauncey Gradner, 58-yard interception return (Pineiro kick)

FLA -- Eddy Pineiro, 25-yard field goal

FLA -- Eddy Pineiro, 48-yard field goal

Attendance: 51,119

FLA	TEAM STATS	IOWA
11	First Downs	14
32-109	Rushes-Yards	41-171
222	Passing Yards	55
14-24-2	Com-Att-Int	7-24-3
57-331	Total Offense	65-226
4-45.5	Punts-Avg.	7-39.3
1-0	Fumbles-Lost	1-0
8-60	Penalties-Yards	1-10
28:45	Possession Time	31:15

INDIVIDUAL LEADERS**RUSHING:**

FLA: Scarlett 14-94; Perine 7-19

IOWA: Wadley 22-115; Daniels 15-45

PASSING:

FLA: Appleby 14-25-222, 2 TD, 2 INT

IOWA: Beathard 7-23-55, 0 TD, 3 INT

RECEIVING:

FLA: Callaway 7-55; Goolsby 2-27; Thompson 1-85

IOWA: Wadley 4-21; Kittle 1-18; McCarron 1-11

TACKLES:

FLA: Harris 9; McMillian 7; Joseph 6

IOWA: Jewell 10; King 5; Snyder 5

2017 New Era Pinstripe Bowl

Iowa 27, Boston College 20

Dec. 27, 2017, Yankee Stadium, Bronx, New York

Iowa	3	7	7	10	27
Boston College	7	10	0	3	20

GAME RECAP

Iowa forced three turnovers and RB Akrum Wadley amassed a career-high 283 all-purpose yards in a 27-20 Iowa victory in the New Era Pinstripe Bowl at Yankee Stadium. The win snapped Iowa's five-game bowl losing streak.

Wadley, who was named Pinstripe Bowl MVP, totaled an Iowa bowl record 171 yards on five kickoff returns. He also totaled 88 rushing yards and 24 yards receiving.

The game was played in frigid temperatures, 23 degrees at kickoff with wind chills in the lower teens, and is the coldest Pinstripe Bowl on record. The Hawkeyes totaled 200 yards of offense, its lowest total in a bowl game win in program history.

Jake Gervase intercepted his third pass of the season on the third play from scrimmage, which resulted in a Miguel Recinos 24-yard field goal for the game's first score.

Boston College RB A.J. Dillon, who rushed a game-high 32 times for 157 yards, scored his only touchdown on a 4-yard run with five seconds left in the first period.

Iowa answered on its next possession with a TE Noah Fant 8-yard scoring reception from QB Nate Stanley. The TD pass was the 26th for Stanley, tying Brad Banks (2002) for second most in a single season in program annals. The score was set up by Wadley's 72-yard kickoff return, a career best.

The Eagles closed the half scoring 10 straight points -- a 39-yard pass play and a 30-yard field goal -- to take a 17-10 advantage into halftime.

Wadley scored his 35th career touchdown, which tied Sedrick Shaw for second most in program history, on a 5-yard rush midway through the third quarter to even the score.

Both teams traded field goals in the fourth quarter before the Iowa defense collected two turnovers in the final five minutes. With the game tied (20-20), DE Anthony Nelson sacked QB Darius Wade and forced a fumble that DE Parker Hesse recovered in Boston College territory. Three plays later, FB Drake Kulick scored his first career rushing touchdown on a 1-yard plunge into the end zone for the eventual game-winning score.

All-American CB Josh Jackson helped seal the win by collecting his eighth interception of the season, tying a school single-season record, on Boston College's next possession. DB Amani Hooker led Iowa's defense with 12 tackles, including two touchdown-saving stops. He was named to the Associated Press All-Bowl teams for his efforts.

WR Matt VandeBerg played in his 54th career game, more than any other player in school history. VandeBerg ended his career having at least one reception in 32 consecutive games played.

SCORING SUMMARY

IA -- Miguel Recinos, 24-yard field goal

BC -- A.J. Dillon, 4-yard run (Lichtenberg kick)

IA -- Noah Fant, 8-yard pass from Nate Stanley (Recinos kick)

BC -- Tommy Sweeney, 39-yard pass from Darius Wade (Lichtenberg kick)

BC -- Colton Lichtenberg kick, 30-yard field goal

IA -- Akrum Wadley, 5-yard run (Recinos kick)

IA -- Miguel Recinos, 38-yard field goal

BC -- Colton Lichtenberg, 24-yard field goal

IA -- Drake Kulick, 1-yard run (Recinos kick)

Attendance: 37,667

IOWA	TEAM STATS	BC
13	First Downs	16
39-101	Rushes-Yards	43-175
99	Passing Yards	208
8-15-0	Com-Att-Int	16-27-2
54-200	Total Offense	70-383
7-32.6	Punts-Avg.	6-35.5
0-0	Fumbles-Lost	1-1
3-20	Penalties-Yards	6-57
27:25	Possession Time	32:35

INDIVIDUAL LEADERS**RUSHING:**

IOWA: Wadley 22-88; Butler 10-32

BC: Dillon 32-157; Hillman 4-16

PASSING:

IOWA: Stanley 8-15-99, 1 TD, 0 INT

BC: Wade 16-27-208, 1 TD, 2 INT

RECEIVING:

IOWA: Wadley 2-24; Fant 2-8; Easley 1-32

BC: Sweeney 7-137; Callinan 3-20; White 2-27

TACKLES:

IOWA: Hooker 12; Jewell 11; Bazata 9; Gervase 8

BC: Harris 9; Jones 9; Smith 8; Allen 7

2019 Outback Bowl

Iowa 27, #18 Mississippi State 22
 Jan. 1, 2019, Raymond James Stadium, Tampa, Florida

Mississippi State	6	0	13	3	--	22
Iowa	0	17	7	3	--	27

GAME RECAP

Iowa posted an impressive 27-22 win over No. 18 Mississippi State at the 2019 Outback Bowl at Raymond James Stadium, its second straight bowl victory. The win was Iowa's first over a nationally-ranked opponent this season and first over a ranked bowl opponent since 2010.

Iowa was able to rally from a 6-0 deficit in the first quarter to upend the Bulldogs, due in large part to scoring 17 points off three turnovers and not committing a penalty. The Hawkeyes won despite totaling minus-15 yards rushing on 20 attempts, a low for an Iowa team in 32 bowl appearances.

WR Nick Easley was voted the game's MVP, catching eight passes for a career-high 104 yards and two touchdowns – the first multi-touchdown game of his career. His totals increased his career numbers to 103 receptions for 1,024 yards.

The Bulldogs got on the board first, kicking a pair of first-quarter field goals. Iowa answered with 17 unanswered points in the second quarter. Miguel Recinos kicked the first (44) of his two field goals, followed by touchdown passes from QB Nate Stanley to Easley (75 yards) and WR Ihmir Smith-Marsette (15 yards). The 75-yard play is an Iowa bowl record for longest completion and longest touchdown reception.

The Bulldogs recaptured the lead early in the third quarter, capitalizing on two Hawkeye turnovers. Mississippi State scored two touchdowns in 18 seconds.

Easley's second TD catch (8 yards) later in the third quarter gave the Hawkeyes a 24-19 advantage, a lead they did not relinquish. Mississippi State and Iowa traded field goals in the fourth quarter.

Iowa's defense stood tall on the Bulldogs' final possession, forcing Mississippi State to turn the ball over on downs at Iowa's 32-yard line.

Stanley completed his first eight pass attempts, finishing the contest with 214 yards passing and three TD's on 21-of-31 attempts. Stanley finished his junior season with 26 TD passes, tying for the second highest single-season total in school history.

TET.J. Hockenson caught three passes for 43 yards. Smith-Marsette matched his career best with four receptions and set an Outback Bowl record with 150 kickoff return yards.

DT Chauncey Golston and FS Jake Gervase collected Iowa's two interceptions, raising its season total to 20, second most in the country. Golston also recovered a fumble in the second quarter, which set the table for Iowa's second score. Golston's interception was the first of his career, while Gervase's theft in the end zone prevented a Mississippi State scoring threat in the fourth quarter.

DB Matt Hankins led all tacklers with nine, while CB Michael Ojemudia matched his career high with eight stops. DE A.J. Epenesa had a forced fumble on a sack, raising his season total a team-best 10.5, the highest single-season total by a Hawkeye since Adrian Clayborn (11.5 sacks in 2009).

SCORING SUMMARY

MSU -- Jace Christmann, 44-yard field goal

MSU -- Jace Christmann, 42-yard field goal

IA -- Miguel Recinos, 44-yard field goal

IA -- Nick Easley, 75-yard pass from Nate Stanley (Recinos kick)

IA -- Ihmir Smith-Marsette, 15-yard pass from Nate Stanley (Recinos kick)

MSU -- Kylin Hill, 1-yard pass from Nick Fitzgerald (2-point conversion failed)

MSU -- Nick Fitzgerald, 33-yard run (Christmann kick)

IA -- Nick Easley, 8-yard pass from Nate Stanley (Recinos kick)

MSU -- Jace Christmann, 20-yard field goal

IA -- Miguel Recinos, 40-yard field goal

Attendance: 40,518

MSU	TEAM STATS	IOWA
15	First Downs	11
42-190	Rushes-Yards	20-(-15)
152	Passing Yards	214
14-32-2	Com-Att-Int	21-31-1
74-342	Total Offense	51-199
5-50.4	Punts-Avg.	7-34.4
1-1	Fumbles-Lost	1-1
8-90	Penalties-Yards	0-0
33:34	Possession Time	26:26

INDIVIDUAL LEADERS

RUSHING:

MSU: Fitzgerald 20-103; Hill 12-43

IOWA: Young 3-7; Kelly-Martin 5-4

PASSING:

MSU: Fitzgerald 14-32-152, 1 TD, 2 INT

IOWA: Stanley 21-31-214, 3 TD, 1 INT

RECEIVING:

MSU: Williams 3-19; Hill 3-12; Mitchell 2-42

IOWA: Easley 8-104; Smith-Marsette 4-29; Hockenson 3-43

TACKLES:

MSU: Abram 6; Dantzler 5

IOWA: Hankins 9; Ojemudia 8

Hawkeyes Set Records in Bowl Games

Iowa set individual and team marks for Kickoff Return Yards in the 2019 Outback Bowl, as Ihmir Smith-Marsette had 150 yards on five returns.

Iowa also set team records for the Outback Bowl for Fewest First Downs Allowed (11), Fewest Penalties (0) and Fewest Penalty Yards (0).

Running back Akrum Wadley set Pinstripe Bowl records for kickoff returns (5) and KO return yards (171) in the 2017 Pinstripe Bowl win over Boston College.

DE Anthony Nelson tied the Pinstripe Bowl record with two QB sacks, P Colten Rastetter tied the record for most punts (6), and DB Jack Gervase and DB Josh Jackson tied the bowl record with one interception.

Kickoff returner C.J. Jones set an Orange Bowl record when he returned the opening kickoff 100 yards for a touchdown against Southern California in the 2003 Orange Bowl.

Kickoff returner Jordan Cotton set an Outback Bowl record for KO return average when he averaged 42.7 yards (3 for 128 yards) per return in the 2014 Outback Bowl vs. LSU.

Linebacker Abdul Hodge broke the Outback Bowl record for most tackles when he registered 19 against Florida in 2006.

Punters Nick Gallery (1996) and Jason Baker (1997) established bowl records for longest punt in two of Iowa's bowl games. Gallery had a 59-yard punt in the 1996 Alamo Bowl and Baker had a 76-yard punt in the 1997 Sun Bowl.

Individual Records

Offense

Rushing

Attempts _____ 33, Marcus Coker vs. Missouri ('10 Insight)
Yards _____ 219 Marcus Coker vs. Missouri ('10 Insight)
Touchdowns _____ 3, Shonn Greene vs. South Carolina ('09 Outback)

Passing

Attempts _____ 55, Drew Tate vs. Florida ('06 Outback)
 Completions _____ 32, Drew Tate vs. Florida ('06 Outback)
 Yards _____ 461, Chuck Long vs. Texas ('84 Freedom)
 Touchdowns _____ 6, Chuck Long vs. Texas ('84 Freedom)

Total Offense

Plays _____ 58, Drew Tate vs. Florida ('06 Outback)
Yards _____ 481, Chuck Long vs. Texas ('84 Freedom)
Touchdowns _____ 6, Chuck Long vs. Texas ('84 Freedom)

Receiving

Catches _____ 11, Ronnie Harmon vs. UCLA ('86 Rose)
Yards _____ 168, Dave Moritz vs. Tennessee ('82 Peach)
Touchdowns _____ 2, Andy Brodell vs. Texas ('06 Alamo)
2, Ed Hinkel vs. Florida ('06 Outback)
2, Deven Harberts N.C. State ('88 Peach)
2, Jonathan Hayes vs. Texas ('84 Freedom)
2, Ronnie Harmon vs. Tennessee ('82 Peach)

Scoring

Touchdowns _____ 3, Shonn Greene vs. South Carolina ('09 Outback)
Points _____ 18, Shonn Greene vs. South Carolina ('09 Outback)

Special Teams

PATs

Made _____ 7, Tom Nichol vs. Texas ('84 Freedom)
Attempted _____ 7, Tom Nichol vs. Texas ('84 Freedom)

Field Goals

Made _____ 4, Nate Kaeding vs. Texas Tech ('01 Alamo)
Attempted _____ 5, Nate Kaeding vs. Texas Tech ('01 Alamo)

Punting

Number _____ 8, Nick Gallery vs. California ('93 Alamo)
8, Jason Baker vs. Arizona State ('97 Sun)

Yards _____ 391, Jason Baker vs. Arizona State ('97 Sun)

Average _____ 52.0, Nick Gallery vs. Texas Tech ('96 Alamo)

Punt Returns

Number _____ 4, Ramon Ochoa vs. Florida ('04 Outback)
4, Tim Dwight vs. Arizona State ('97 Sun)
Yards _____ 50, Ramon Ochoa vs. Florida ('04 Outback)
Average (min. 3 ret.) _____ 12.5, Ramon Ochoa vs. Florida ('04 Outback)

Kickoff Returns

Number _____ 7, Desmond King vs. Stanford ('16 Rose)
Yards _____ 171, Akrum Wadley vs. Boston College ('17 Pinstripe)
Average _____ 42.7, Jordan Cotton vs. LSU ('14 Outback)

Defense

Records

Most Tackles _____	19, Abdul Hodge vs. Florida ('06 Outback)
Most Tackles for Loss _____	7, Sean Ridley vs. Wyoming ('87 Holiday)
Most QB Sacks _____	2.5, Jonathan Babineaux vs. LSU ('05 Capital One) 2.5, Abdul Hodge vs. LSU ('05 Capital One)
Interceptions _____	2, Tyler Sash vs. South Carolina ('09 Outback) 2, Devon Mitchell vs. Florida ('83 Gator) 2, Turk Hook vs. N.C. State ('88 Peach)
Interception Yards _____	74, Tyler Sash vs. South Carolina ('09 Outback)

Team Records

Rushing

Attempts _____	55 vs. California ('59 Rose)
Yards _____	429 vs. California ('59 Rose)
Touchdowns _____	5 vs. California ('59 Rose)

Passing

Attempts _____	55 vs. Florida ('06 Outback)
Completions _____	32 vs. Florida ('06 Outback)
Yards _____	469 vs. Texas ('84 Freedom)
Touchdowns _____	6 vs. Texas ('84 Freedom)

Total Offense

Plays _____ 82 vs. Oklahoma ('11 Insight)
Yards _____ 560 vs. Texas ('84 Freedom)

Scoring

Touchdowns _____ 7 vs. Texas ('84 Freedom)
PATs _____ 7 vs. Texas ('84 Freedom)
Field Goals _____ 5 vs. Washington ('95 Sun)
Points _____ 55 vs. Texas ('84 Freedom)

Defense

Fewest Pts. Allowed	0 vs. Texas Tech ('96 Alamo)
Lowest Total Offense	155 vs. Georgia Tech ('10 Orange)
Fewest Rushing Total	43 vs. South Carolina ('09 Outback) 43 vs. Wyoming ('87 Holiday)
Fewest Passing Yards	12 vs. Georgia Tech ('10 Orange)
Total Turnovers	7 vs. N. C. State ('88 Peach)
Interceptions	3 vs. South Carolina ('09 Outback) 3 vs. Texas Tech ('01 Alamo)
Fumble Recoveries	5 vs. N. C. State ('88 Peach)

Miscellaneous

Fewest Penalties ____ 0 vs. Mississippi State ('19 Outback)
 Fewest Penalty Yards ____ 0 vs. Mississippi State ('19 Outback)

Longest Plays

Run _____	81 yards, Bob Jeter vs. California ('59 Rose)
Pass Completion _____	75 yards, Nate Stanley to Nick Easley vs. Mississippi State ('19 Outback)
TD Reception _____	75 yards, Nick Easley from Nate Stanley vs. Mississippi State ('19 Outback)
Kickoff Return _____	100 yards, C.J. Jones vs. USC ('03 Orange)
Punt Return _____	38 yards, Desmond King vs. Stanford ('16 Rose)
Interception Return _____	72 yards, Micah Hyde vs. Missouri ('10 Insight)
Fumble Return _____	25 yards, Bill Happel vs. Oregon State ('57 Rose)
Punt _____	76 yards, Jason Baker vs. Arizona State ('97 Sun)
Field Goal _____	52 yards, Rob Houghtlin vs. UCLA ('86 Rose)

Following is a year-by-year listing of final football rankings that have included the University of Iowa.

Associated Press

1939

1. Texas A&M
2. Tennessee
3. Southern California
4. Cornell
5. Tulane
6. Missouri
7. UCLA
8. Duke
9. **IOWA**
10. Duquesne
11. Boston College
12. Clemson
13. Notre Dame
14. Santa Clara
15. Ohio State
16. Georgia Tech
17. Fordham
18. Nebraska
19. Oklahoma
20. Michigan

1953

1. Maryland
2. Notre Dame
3. Michigan State
4. Oklahoma
5. UCLA
6. Rice
7. Illinois
8. Georgia Tech
9. **IOWA**
10. West Virginia
11. Texas
12. Texas Tech
13. Alabama
14. Army
15. Wisconsin
16. Kentucky
17. Auburn
18. Duke
19. Stanford
20. Michigan

1956

1. Oklahoma
2. Tennessee
3. **IOWA**
4. Georgia Tech
5. Texas A&M
6. Miami (FL)
7. Michigan
8. Syracuse
9. Michigan State
10. Oregon State
11. Baylor
12. Minnesota

13. Pittsburgh
14. Texas Christian
15. Ohio State
16. Navy
17. George Washington
18. Southern California
19. Clemson
20. Colorado

1957

1. Auburn
2. Ohio State
3. Michigan State
4. Oklahoma
5. Navy
6. **IOWA**
7. Mississippi
8. Rice
9. Texas A&M
10. Notre Dame
11. Texas
12. Arizona State
13. Tennessee
14. Mississippi State
15. North Carolina State
16. Duke
17. Florida
18. Army
19. Wisconsin
20. Virginia Military

1958

1. Louisiana State
2. **IOWA**
3. Army
4. Auburn
5. Oklahoma
6. Air Force
7. Wisconsin
8. Ohio State
9. Syracuse
10. Texas Christian
11. Mississippi
12. Clemson
13. Purdue
14. Florida
15. South Carolina
16. California
17. Notre Dame
18. Southern Methodist
19. Oklahoma State
20. Rutgers

1960

1. Minnesota
2. Mississippi
3. **IOWA**
4. Navy
5. Missouri
6. Washington
7. Arkansas
8. Ohio State
9. Alabama
10. Duke
11. Kansas

12. Baylor
13. Auburn
14. Yale
15. Michigan State
16. Penn State
17. New Mexico State
18. Florida
19. Syracuse
19. Purdue

1981

1. Clemson
2. Texas
3. Penn State
4. Pittsburgh
5. Southern Methodist
6. Georgia
7. Alabama
8. Miami (FL)
9. North Carolina
10. Washington
11. Nebraska
12. Michigan
13. Brigham Young
14. Southern California
15. Ohio State
16. Arizona State
17. West Virginia
18. **IOWA**
19. Missouri
20. Oklahoma

1983

1. Miami (FL)
2. Nebraska
3. Auburn
4. Georgia
5. Texas
6. Florida
7. Brigham Young
8. Michigan
9. Ohio State
10. Illinois
11. Clemson
12. Southern Methodist
13. Air Force
14. **IOWA**
15. Alabama
16. West Virginia
17. UCLA
18. Pittsburgh
19. Boston College
20. East Carolina

1984

1. Brigham Young
2. Washington
3. Florida
4. Nebraska
5. Boston College
6. Oklahoma
7. Oklahoma State
8. Southern Methodist
9. UCLA
10. Southern California

11. South Carolina
12. Maryland
13. Ohio State
14. Auburn
15. Louisiana State
16. **IOWA**
17. Florida State
18. Miami (FL)
19. Kentucky
20. Virginia

1985

1. Oklahoma
2. Michigan
3. Penn State
4. Tennessee
5. Florida
6. Texas A&M
7. UCLA
8. Air Force
9. Miami (FL)
10. **IOWA**
11. Nebraska
12. Arkansas
13. Alabama
14. Ohio State
15. Florida State
16. Brigham Young
17. Baylor
18. Maryland
19. Georgia Tech
20. Louisiana State

1986

1. Penn State
2. Miami (FL)
3. Oklahoma
4. Arizona State
5. Nebraska
6. Auburn
7. Ohio State
8. Michigan
9. Alabama
10. Louisiana State
11. Arizona
12. Baylor
13. Texas A&M
14. UCLA
15. Arkansas
16. **IOWA**
17. Clemson
18. Washington
19. Boston College
20. Virginia Tech

1987

1. Miami (FL)
2. Florida State
3. Oklahoma
4. Syracuse
5. Louisiana State
6. Nebraska
7. Auburn
8. Michigan State
9. UCLA

10. Texas A&M
11. Oklahoma State
12. Clemson
13. Georgia
14. Tennessee
15. South Carolina
16. **IOWA**
17. Notre Dame
18. Southern California
19. Michigan
20. Arizona State

1990

1. Colorado
2. Georgia Tech
3. Miami (FL)
4. Florida State
5. Washington
6. Notre Dame
7. Michigan
8. Tennessee
9. Clemson
10. Houston
11. Penn State
12. Texas
13. Florida
14. Louisville
15. Texas A&M
16. Michigan State
17. Oklahoma
18. **IOWA**
19. Auburn
20. Southern California
21. Mississippi
22. Brigham Young
23. Virginia
24. Nebraska
25. Illinois

1991

1. Miami (FL)
2. Washington
3. Penn State
4. Florida State
5. Alabama
6. Michigan
7. Florida
8. California
9. East Carolina
10. **IOWA**
11. Syracuse
12. Texas A&M
13. Notre Dame
14. Tennessee
15. Nebraska
16. Oklahoma
17. Georgia
18. Clemson
19. UCLA
20. Colorado
21. Tulsa
22. Stanford
23. Brigham Young
24. North Carolina State
25. Air Force

1995

1. Nebraska
 2. Florida
 3. Tennessee
 4. Florida State
 5. Colorado
 6. Ohio State
 7. Kansas State
 8. Northwestern
 9. Kansas
 10. Virginia Tech
 11. Notre Dame
 12. Southern Cal
 13. Penn State
 14. Texas
 15. Texas A&M
 16. Virginia
 17. Michigan
 18. Oregon
 19. Syracuse
 20. Miami
 21. Alabama
 22. Auburn
 23. Texas Tech
 24. Toledo
- 25. IOWA**

1996

1. Florida
 2. Ohio State
 3. Florida State
 4. Arizona State
 5. Brigham Young
 6. Nebraska
 7. Penn State
 8. Colorado
 9. Tennessee
 10. North Carolina
 11. Alabama
 12. LSU
 13. Virginia Tech
 14. Miami (FL)
 15. Northwestern
 16. Washington
 17. Kansas State
- 18. IOWA**
19. Notre Dame
 20. Michigan
 21. Syracuse
 22. Wyoming
 23. Texas
 24. Auburn
 25. Army

2002

1. Ohio State
 2. Miami (FL)
 3. Georgia
 4. USC
 5. Oklahoma
 6. Texas
 7. Kansas State
- 8. IOWA**
9. Michigan
 10. Washington State

11. Alabama
12. North Carolina State
13. Maryland
14. Auburn
15. Boise State
16. Penn State
17. Notre Dame
18. Virginia Tech
19. Pittsburgh
20. Colorado
21. Florida State
22. Virginia
23. Texas Christian
24. Marshall
25. West Virginia

2003

1. Southern Cal
 2. Louisiana State
 3. Oklahoma
 4. Ohio State
 5. Miami
 6. Michigan
 7. Georgia
- 8. IOWA**
9. Washington State
 10. Miami, OH
 11. Florida State
 12. Texas
 13. Mississippi
 14. Kansas State
 15. Tennessee
 16. Boise State
 17. Maryland
 18. Purdue
 19. Nebraska
 20. Minnesota
 21. Utah
 22. Clemson
 23. Bowling Green
 24. Florida
 25. Texas Christian

2004

1. Southern Cal
 2. Auburn
 3. Oklahoma
 4. Utah
 5. Texas
 6. Louisville
 7. Georgia
- 8. IOWA**
9. California
 10. Virginia Tech
 11. Miami
 12. Boise State
 13. Tennessee
 14. Michigan
 15. Florida State
 16. LSU
 17. Wisconsin
 18. Texas Tech
 19. Arizona State
 20. Ohio State
 21. Boston College

22. Fresno State
23. Virginia
24. Navy
25. Pittsburgh

2008

1. Florida
 2. Utah
 3. USC
 4. Texas
 5. Oklahoma
 6. Alabama
 7. TCU
 8. Penn State
 9. Ohio State
 10. Oregon
 11. Boise State
 12. Texas Tech
 13. Georgia
 14. Mississippi
 15. Virginia Tech
 16. Oklahoma State
 17. Cincinnati
 18. Oregon State
 19. Missouri
- 20. IOWA**
21. Florida State
 22. Georgia Tech
 23. West Virginia
 24. Michigan State
 25. BYU

2009

1. Alabama
 2. Texas
 3. Florida
 4. Boise State
 5. Ohio State
 6. TCU
- 7. IOWA**
8. Cincinnati
 9. Penn State
 10. Virginia Tech
 11. Oregon
 12. Brigham Young
 13. Georgia Tech
 14. Nebraska
 15. Pittsburgh
 16. Wisconsin
 17. LSU
 18. Utah
 19. Miami, FL
 20. Mississippi
 21. Texas Tech
 22. USC
 23. Central Michigan
 24. West Virginia
 25. Clemson

2015

1. Alabama
2. Clemson
3. Stanford
4. Ohio State
5. Oklahoma

6. Michigan State
 7. TCU
 8. Houston
- 9. IOWA**
10. Ole Miss
 11. Notre Dame
 12. Michigan
 13. Baylor
 14. Florida State
 15. North Carolina
 16. LSU
 17. Utah
 18. Navy
 19. Oregon
 20. Oklahoma State
 21. Wisconsin
 22. Tennessee
 23. Northwestern
 24. Western Kentucky
 25. Florida

2018

1. Clemson
 2. Alabama
 3. Ohio State
 4. Oklahoma
 5. Notre Dame
 6. LSU
 7. Florida
 8. Georgia
 9. Texas
 10. Washington State
 11. Central Florida
 12. Kentucky
 13. Washington
 14. Michigan
 15. Syracuse
 16. Texas A&M
 17. Penn State
 18. Fresno State
 19. Army
 20. West Virginia
 21. Northwestern
 22. Utah State
 23. Boise State
 24. Cincinnati
- 25. IOWA**

United Press International

1939

Not available,
Iowa ranked 9th

1953

1. Maryland
 2. Notre Dame
 3. Michigan State
 4. UCLA
 5. Oklahoma
 6. Rice
 7. Illinois
 8. Texas
 9. Georgia Tech
- 10. IOWA**

11. Alabama
12. Texas Tech
13. West Virginia
14. Wisconsin
15. Kentucky
16. Army
17. Stanford
18. Duke
19. Michigan
20. Ohio State

1955

1. Oklahoma
 2. Michigan State
 3. Maryland
 4. UCLA
 5. Ohio State
 6. Texas Christian
 7. Georgia Tech
 8. Auburn
 9. Notre Dame
 10. Mississippi
 11. Pittsburgh
 12. Southern Cal
 13. Michigan
 14. Texas A&M
 15. Army
 16. Duke
 17. West Virginia
 18. Miami (FL)
- 19. IOWA**
20. Navy
 20. Stanford
 20. Miami (OH)

1956

1. Oklahoma
 2. Tennessee
- 3. IOWA**
4. Georgia Tech
 5. Texas A&M
 6. Miami (FL)
 7. Michigan
 8. Syracuse
 9. Minnesota
 10. Michigan State
 11. Baylor
 12. Pittsburgh
 13. Oregon State
 14. Texas Christian
 15. Southern California
 16. Wyoming
 17. Yale
 18. Colorado
 19. Navy
 20. Duke

1957

1. Ohio State
2. Auburn
3. Michigan State
4. Oklahoma
5. **IOWA**
6. Navy
7. Rice
8. Mississippi
9. Notre Dame
10. Texas A&M
11. Texas
12. Arizona State
13. Army
14. Duke
15. Wisconsin
16. Tennessee
17. Oregon
18. Clemson
19. UCLA
20. North Carolina State

1958

1. Louisiana State
 2. **IOWA**
 3. Army
 4. Auburn
 5. Oklahoma
 6. Wisconsin
 7. Ohio State
 8. Air Force
 9. Texas Christian
 10. Syracuse
 11. Purdue
 12. Mississippi
 13. Clemson
 14. Notre Dame
 15. Florida
 16. California
 17. Northwestern
 18. Southern Methodist
- * -- Only 18 teams ranked*

1960

1. Minnesota
2. **IOWA**
3. Mississippi
4. Missouri
5. Washington
6. Navy
7. Arkansas
8. Ohio State
9. Kansas
9. Alabama
11. Duke
12. Baylor
13. Michigan State
14. Auburn
15. Purdue
16. Florida
17. Texas
18. Yale
19. New Mexico State
20. Tennessee

1981

1. Clemson
2. Pittsburgh
3. Penn State
4. Texas
5. Georgia
6. Alabama
7. Washington
8. North Carolina
9. Nebraska
10. Michigan
11. Brigham Young
12. Ohio State
13. Southern Cal
14. Oklahoma
15. **IOWA**
16. Arkansas
17. Mississippi State
18. West Virginia
19. Southern Mississippi
20. Missouri

1983

1. Miami (FL)
2. Nebraska
3. Auburn
4. Georgia
5. Texas
6. Florida
7. Brigham Young
8. Ohio State
9. Michigan
10. Illinois
11. Southern Methodist
12. Alabama
13. UCLA
14. **IOWA**
15. Air Force
16. West Virginia
17. Penn State
18. Oklahoma State
19. Pittsburgh
20. Boston College

1984

1. Brigham Young
2. Washington
3. Nebraska
4. Boston College
5. Oklahoma State
6. Oklahoma
7. Florida
8. Southern Methodist
9. Southern Cal
10. UCLA
11. Maryland
12. Ohio State
13. South Carolina
14. Auburn
15. **IOWA**
16. Louisiana State
17. Virginia
18. West Virginia
19. Kentucky
20. Florida State

1985

1. Oklahoma
2. Michigan
3. Penn State
4. Tennessee
5. Air Force
6. UCLA
7. Texas A&M
8. Miami (FL)
9. **IOWA**
10. Nebraska
11. Ohio State
12. Arkansas
13. Florida State
14. Alabama
15. Baylor
16. Fresno State
17. Brigham Young
18. Georgia Tech
19. Maryland
20. Louisiana State

1986

1. Penn State
2. Miami (FL)
3. Oklahoma
4. Nebraska
5. Arizona State
6. Ohio State
7. Michigan
8. Auburn
9. Alabama
10. Arizona
11. Louisiana State
12. Texas A&M
13. Baylor
14. UCLA
15. **IOWA**
16. Arkansas
17. Washington
18. Boston College
19. Clemson
20. Florida State

1987

1. Miami (FL)
2. Florida State
3. Oklahoma
4. Syracuse
5. Louisiana State
6. Nebraska
7. Auburn
8. Michigan State
9. Texas A&M
10. Clemson
11. UCLA
12. Oklahoma State
13. Tennessee
14. Georgia
15. South Carolina
15. **IOWA**
17. Southern California
18. Michigan
19. Texas
20. Indiana

1990

1. Georgia
2. Colorado
3. Miami (FL)
4. Florida State
5. Washington
6. Notre Dame
7. Tennessee
8. Michigan
9. Clemson
10. Penn State
11. Texas
12. Louisville
13. Texas A&M
14. Michigan State
15. Virginia
16. **IOWA**
17. Nebraska
17. Brigham Young
19. Auburn
20. San Jose State
21. Syracuse
22. Southern Cal
23. Mississippi
24. Illinois
25. Virginia Tech

**USA Today
Coaches Poll**
1991

1. Washington
2. Miami (FL)
3. Penn State
4. Florida State
5. Alabama
6. Michigan
7. California
8. Florida
9. East Carolina
10. **IOWA**
11. Syracuse
12. Notre Dame
13. Texas A&M
14. Oklahoma
15. Tennessee
16. Nebraska
17. Clemson
18. UCLA
19. Georgia
20. Colorado
21. Tulsa
22. Stanford
23. Brigham Young
24. Air Force
25. North Carolina State

1995

1. Nebraska
2. Tennessee
3. Florida
4. Colorado
5. Florida State
6. Kansas State
7. Northwestern
8. Ohio State
9. Virginia Tech
10. Kansas
11. Southern Cal
12. Penn State
13. Notre Dame
14. Texas
15. Texas A&M
16. Syracuse
17. Virginia
18. Oregon
19. Michigan
20. Texas Tech
21. Auburn
22. **IOWA**
23. East Carolina
24. Toledo
25. Louisiana State

1996

1. Florida
2. Ohio State
3. Florida State
4. Arizona State
5. Brigham Young
6. Nebraska
7. Penn State
8. Colorado
9. Tennessee
10. North Carolina
11. Alabama
12. Virginia Tech
13. Louisiana State
14. Miami (FL)
15. Washington
16. Northwestern
17. Kansas State
18. **IOWA**
19. Syracuse
20. Michigan
21. Notre Dame
22. Wyoming
23. Texas
24. Army
25. Auburn

2002

1. Ohio State
2. Miami (FL)
3. Georgia
4. Southern California
5. Oklahoma
6. Kansas State
7. Texas
8. **IOWA**
9. Michigan
10. Washington State
11. North Carolina State
12. Boise State
13. Maryland
14. Virginia Tech
15. Penn State
16. Auburn
17. Notre Dame
18. Pittsburgh
19. Marshall
20. West Virginia
21. Colorado
22. Texas Christian
23. Florida State
24. Florida
25. Virginia

2003

1. Louisiana State
2. Southern Cal
3. Oklahoma
4. Ohio State
5. Miami
6. Georgia
7. Michigan
8. **IOWA**
9. Washington State
10. Florida State
11. Texas
12. Miami, OH
13. Kansas State
14. Mississippi
15. Boise State
16. Tennessee
17. Minnesota
18. Nebraska
19. Purdue
20. Maryland
21. Utah
22. Clemson
23. Bowling Green
24. Texas Christian
25. Florida

2004

1. Southern Cal
2. Auburn
3. Oklahoma
4. Texas
5. Utah
6. Georgia
7. Louisville
8. **IOWA**
9. California
10. Virginia Tech
11. Miami
12. Michigan
13. Boise State
14. Florida State
15. Tennessee
16. LSU
17. Texas Tech
18. Wisconsin
19. Ohio State
20. Arizona State
21. Boston College
22. Fresno State
23. Virginia
24. Navy
25. Florida

2008

1. Florida
2. USC
3. Texas
4. Utah
5. Oklahoma
6. Alabama
7. TCU
8. Penn State
9. Oregon
10. Georgia
11. Ohio State
12. Texas Tech
13. Boise State
14. Virginia Tech
15. Mississippi
16. Missouri
17. Cincinnati
18. Oklahoma State
19. Oregon State
20. **IOWA**
21. BYU
22. Georgia Tech
23. Florida State
24. Michigan State
25. California

2009

1. Alabama
2. Texas
3. Florida
4. Boise State
5. Ohio State
6. TCU
7. **IOWA**
8. Penn State
9. Cincinnati
10. Virginia Tech
11. Oregon
12. Brigham Young
13. Georgia Tech
14. Nebraska
15. Pittsburgh
16. Wisconsin
17. LSU
18. Utah
19. Miami (FL)
20. USC
21. Mississippi
22. West Virginia
23. Texas Tech
24. Central Michigan
25. Oklahoma State

2015

1. Alabama
2. Clemson
3. Stanford
4. Ohio State
5. Oklahoma
6. Michigan State
7. TCU
8. Houston
9. Ole Miss
10. **IOWA**
11. Michigan
12. Notre Dame
13. Baylor
14. Florida State
15. North Carolina
16. Utah
17. LSU
18. Navy
19. Oklahoma State
20. Oregon
21. Wisconsin
22. Northwestern
23. Tennessee
24. Georgia
25. Florida

Iowa in the Top 25

Since the wire services began running football polls, Iowa has finished the season ranked in the nation's Top Twenty-five 24 times. Additionally, the Hawkeyes were named national champions by the Football Writers Association in 1958, and by various rating services in 1921, 1922, 1956 and 1960. Here are Iowa's Top Twenty-five finishes by the Associated Press, United Press International and the coaches poll.

2018	No. 25 by AP
2015	No. 8 by AP and No. 10 by USA Today
2009	No. 7 by AP and ESPN/USA Today
2008	No. 20 by AP and ESPN/USA Today
2004	No. 8 by AP and ESPN/USA Today
2003	No. 8 by AP and ESPN/USA Today
2002	No. 8 by AP and ESPN/USA Today
1996	No. 18 by AP and CNN/USA Today
1995	No. 22 by CNN/USA Today/No. 25 by AP
1991	No. 10 by AP and CNN/USA Today
1990	No. 16 by UPI/No. 18 by AP
1987	No. 15 by UPI/No. 16 by AP
1986	No. 15 by UPI/No. 16 by AP
1985	No. 9 by UPI/No. 10 by AP
1984	No. 15 by UPI/No. 16 by AP
1983	No. 14 by both wire services
1981	No. 15 by UPI/No. 18 by AP
1960	No. 2 by UPI/No. 3 by AP
1958	No. 2 by both wire services
1957	No. 5 by UPI/No. 6 by AP
1956	No. 3 by both wire services
1955	No. 19 by UPI
1953	No. 9 by AP/No. 10 by UPI
1939	No. 9 by both wire services

The Heisman Trophy, honoring the most outstanding college football player in the United States, is presented by the Downtown Athletic Club of New York each year. Iowa's Nile Kinnick earned the Heisman Trophy in 1939.

Iowa's Nile Kinnick (1939) and Navy's Roger Staubach (1963) are the only veterans to win the Heisman Trophy. As part of its 2008 Memorial Day tribute to veterans, ESPN named Kinnick as one of its top 10 college athletes to serve in the armed forces.

Along with Kinnick earning the award in 1939, Iowa has had a player finish in the Top 10 in the voting on nine other occasions. Most recently, quarterback Brad Banks placed second in the balloting in 2002. Banks became the fourth Iowa player to place second in the voting, joining Alex Karras in 1957, Randy Duncan in 1958 and Chuck Long in 1985.

In 2008, RB Shonn Greene placed sixth in the voting and was the top vote getter among all running backs. Greene's sixth place finish is the highest for an Iowa running back. He was a consensus All-American and received the Doak Walker Award as the top running back in the nation.

Following are Hawkeye players who have placed in the top 10 in Heisman Trophy voting:

HB Nile Kinnick 1939 Heisman Trophy	QB Chuck Long 7th in 1984 2nd in 1985
OL Cal Jones 10th in 1955	WR Tim Dwight 7th in 1997
QB Kenny Ploen 9th in 1956	QB Brad Banks 2nd in 2002
DL Alex Karras 2nd in 1957	RB Shonn Greene 6th in 2008
QB Randy Duncan 2nd in 1958	



Running back Shonn Greene placed sixth in the voting for the 2008 Heisman Trophy, becoming the most recent Hawkeye to place in the top 10 in Heisman voting.



Nile Kinnick Heisman Trophy Acceptance Speech

"Thank you very, very, kindly, Mr. Holcombe. It seems to me that everyone is letting their superlatives run away with them this evening, but none the less, I want you to know that I'm mighty, mighty, happy to accept this trophy this evening.


Every football player in these United States dreams about winning that trophy, and of this fine trip to New York. Every player considers that trophy the acme in recognition of this kind. And the fact that I am actually receiving this trophy tonight almost overwhelms me, and I know that all of those boys who have gone before me must have felt somewhat the same way.

From my own personal viewpoint, I consider my winning this award as indirectly, a great tribute to the new coaching staff at the University of Iowa, headed by Dr. Eddie Anderson, and to my teammates sitting back in Iowa City. A finer man and a better coach never hit these United States, and a more courageous bunch of boys, never graced the gridirons of the Midwest, than that Iowa team in 1939. I wish that they might all be with me tonight to receive this trophy. They certainly deserve it.

I want to take this grand opportunity to thank collectively, all the sportswriters and all the sportscasters, and all those who have seen fit, have seen their way clear to cast a ballot in my favor for this trophy. And I also want to take this opportunity to thank Mr. Prince and his committee, the Heisman award committee, and all those connected with the Downtown Athletic Club for this trophy, and for the fine time that they're showing me. And not only for that, but for making this fine and worthy trophy available to the football players of this country.

Finally, if you will permit me, I'd like to make a comment which in my mind, is indicative, perhaps, of the greater significance of football, and sports emphasis in general in this country, and that is, I thank God I was warring on the gridirons of the Midwest, and not on the battlefields of Europe. I can speak confidently and positively that the players of this country, would much more, much rather struggle and fight to win the Heisman award, than the Croix de Guerre.

Thank you."



24

Nile Kinnick
Halfback
Adel, Iowa

No single player or team captured the imagination of Hawkeye fans more than Nile Kinnick and his legendary Ironmen team

of 1939. Kinnick, a stalwart on the playing field and in the classroom was THE model Iowa football player.

As a student, Kinnick was senior class president. He was a member of Phi Beta Kappa, the national scholastic honor society.


Maintaining a 3.4 GPA while participating in two sports, Kinnick earned a degree from the College of Commerce in 1940. He enrolled in the Iowa Law College.

As a player, his achievements are unmatched in Hawkeye history. He culminated a brilliant career in 1939 by winning the Heisman, Walter Camp and Maxwell Trophies as the nation's top player.

He made virtually every all-America team and was the Big Ten MVP. Nile is a member of Iowa's all-time football team and was named its outstanding player.

Kinnick was the spirit of Coach Eddie Anderson's Ironmen unit of '39. The Hawkeyes' 6-1-1 mark included a 7-6 upset of Notre Dame when Kinnick scored every point. He also punted 16 times for 731 yards, both Iowa records, versus the Fighting Irish.

Kinnick died in the Caribbean sea in a crash of his fighter plane while on a training flight June 2, 1943, as an ensign in the United States Navy.



62

Cal Jones
Lineman
Steubenville, Ohio

Jersey No. 62 was never worn more proudly than the three seasons Cal Jones donned it at Iowa.

One of the most intimidating linemen to wear the old gold and black, Jones was a three-time first team all-Big Ten guard. He made 22 all-American teams during his career, including a record 15 in 1954.

As team captain in 1955, Jones earned the prestigious Outland Trophy, given to the nation's top interior lineman. He was a consensus all-American twice, one of only two at Iowa. Cal is an elected member of the National Football Foundation and Helms Athletic Foundation Halls of Fame.

Jones most recently was inducted into the inaugural class of Iowa Lettermen's Club Hall of Fame. He was also chosen to the Iowa all-time football team in 1989.

A physical education major at Iowa, Jones earned a 3.0 grade-point average. He earned praise from Coach Forest Evashevski, who called him "the greatest lineman I ever coached."

The two-way guard was part of the "Steubenville Trio" (along with Frank Gilliam and Eddie Vincent) to come to Iowa from Steubenville, Ohio in the mid-1950s.

Jones died as a result of a plane crash in Canada on Dec. 9, 1956.

Throughout the years, a number of Iowa football players have been honored by winning national awards for their outstanding play on the football field.

Under Kirk Ferentz, nine Hawkeyes have combined to win 10 individual national awards, recognizing those players as the best at their position. In addition, Iowa's offensive line was recognized with the 2016 Joe Moore Award, an annual award presented to the best offensive line in college football.

Tight end T.J. Hockenson earned the John Mackey Awards in 2018, named in honor of John Mackey and symbolic of the best tight end in the nation. He was also awarded the Ozzie Newsome Award, presented by the Touchdown Club of Columbus, and was named Kwalick-Clark Big Ten Tight End of the Year.

Linebacker Josey Jewell earned the Lott IMPACT Trophy in 2017, named in honor of Ronnie Lott. Desmond King earned the Jim Thorpe Award in 2015 as the best defensive back in the nation, while Josh Jackson was one of three finalists for the Thorpe Award in 2017.

Both Jewell and Jackson earned unanimous consensus All-America honors in 2017. Jackson tied Iowa's single-season record with eight interceptions, while Jewell ranks fourth in career tackles (436). Jewell was named Nagurski-Woodson Big Ten Defensive Player of the Year and the Butkus-Fitzgerald Linebacker of the Year, while Jackson earned the Big Ten's Tatum-Woodson Defensive Back of the Year award.

King earned unanimous consensus All-America honors as a junior and was named the Tatum-Woodson Big Ten Defensive Back of the Year in addition to winning the Thorpe Award. King also won the Jack Tatum Award, presented by the Touchdown Club of Columbus. King repeated as a first team All-American in 2016 and was a semifinalist for the Thorpe Award, the Bednarik Award and the Lott IMPACT Trophy.

In 2014, senior offensive left tackle Brandon Scherff was the recipient of the Outland Trophy, emblematic of the best offensive lineman in the nation. Scherff is the fourth Iowa football player to earn the award, and the second under coach Kirk Ferentz. The native of Denison, Iowa, also earned unanimous consensus All-America recognition and was named the Rimington-Pace Offensive Lineman of the Year in the Big Ten Conference.

Jewell was one of five finalists for the Butkus Award in 2016 as a junior, after leading the team in tackles for the second straight season. Senior center Austin Blythe was one of three finalists for the 2015 Rimington Award, presented annually to the top center in the nation.

In 2013, senior Linebacker James Morris gathered several honors for his play on the field and his performance in the classroom. On the field, Morris was second team All-Big Ten and fourth team All-America (Phil Steele). He was a finalist for the Lott IMPACT Trophy and the Wuerffel Trophy.

In the classroom, he was a Capital One first-team Academic All-American. He was named a National Football Foundation National Scholar-Athlete, earning an \$18,000 post-graduate scholarship. Morris also earned an NCAA Post-Graduate Scholarship and earned the Big Ten Conference Sportsmanship Award.

Following the 2010 season, several Hawkeyes were candidates for national awards. DE Adrian Clayborn, who earned consensus All-America recognition, was a finalist for the Lombardi Award and the Ted Hendricks Award. QB Ricky Stanzi was a finalist for the Johnny Unitas Golden Arm Award and the Premier Player of College Football Award, while P Ryan Donahue was one of three finalists for the Ray Guy Award.

While posting an 11-2 overall record in 2009 and earning a victory in the FedEx Orange Bowl, the Hawkeyes gathered several postseason awards and honors. Bryan Bulaga was named the Offensive Lineman of the Year in the Big Ten and Clayborn was named national Defensive Performer of the Year by the College Football Performance Awards. Bulaga and Clayborn joined five teammates in earning first-team All-Big Ten honors.

In 2008, running back Shonn Greene earned consensus all-America honors and was named the recipient of the Doak Walker Award, which goes annually to the top running back in the nation. Greene established an Iowa single season rushing record and was the only running back in the nation to gain over 100 yards in every game. Greene was also named the Offensive Player of the Year in the Big Ten Conference. He placed sixth in the voting for the Heisman Trophy.

While Greene led the Iowa offense in 2008, tackle Mitch King was the leader of another standout Hawkeye defensive unit. King was named as the 2008 Big Ten Conference Defensive Lineman of the Year.

Offensive tackle Robert Gallery in 2003 was the recipient of the Outland Trophy. Gallery was named the Big Ten Lineman of the Year and was named a consensus all-American. He was Iowa's third Outland Trophy recipient and was the second player selected in the 2004 NFL Draft.

PK Nate Kaeding earned the Lou Groza Award as the top kicker in the nation in 2002. He also earned consensus all-America honors as a senior in 2003 and was one of three finalists for the Groza Award. Kaeding earned all-Pro recognition during his professional career and enjoyed a nine-year NFL career.

Also in 2002, Dallas Clark earned the John Mackey Award as the top tight end in the nation and QB Brad Banks was recognized with the Davey O'Brien Award as the top signal caller in the nation. Clark was named to the NFL's all-Pro team in 2009 as well.

Following the 2007 season, linebacker Mike Klinkenborg was named a National Football Foundation Scholar-Athlete, earning an \$18,000 post-graduate scholarship. A two-time first team academic all-American, Klinkenborg was also a finalist for the Draddy Award.

Along with having three players earn Player of the Year awards for their positions (QB Brad Banks, TE Dallas Clark and PK Nate Kaeding) in 2002, Iowa had a total of 11 players earn first-team All-Big Ten honors. In addition to earning the Davey O'Brien Award as the top quarterback, Banks was named Associated Press National Player of the Year, placed second in the Heisman Trophy voting and was named the Most Valuable Player and Offensive Player of the Year in the Big Ten Conference. Banks was also a finalist for the Maxwell Award and the Walter Camp Football Foundation Player of the Year.

Center Bruce Nelson in 2002 was a finalist for the Rimington Award, which goes to the top center in the nation, while Clark and OL Eric Steinbach earned consensus all-America honors. The 2002 and 2003 seasons marked just the third and fourth seasons in which Iowa has had more than one consensus selection. Steinbach, in 2002, preceded Gallery as the Big Ten Lineman of the Year.

In addition to the player honors, Ferentz has earned national recognition as well. In 2015, Ferentz was named the Eddie Robinson and Woody Hayes national Coach of the Year, while also earning the Bobby Dodd Trophy. Ferentz was both the Dave McClain and Hayes-Schembechler Big Ten Coach of the Year. The conference honor is the fourth for Ferentz in his career (2002, 2004, 2009).

Ferentz was also named national Coach of The Year by the Walter Camp Football Foundation and the Associated Press in 2002. The American Football Coaches Association (AFCA) selected Ron Aiken as the 2002 national Assistant Coach of the Year. Norm Parker, Iowa's defensive coordinator, was a finalist for the Broyles Award, which recognizes the nation's top Division I assistant coach, in both 2004 and 2005.

Outland Trophy

The Outland Trophy, selected by the Football Writers Association of America, honors the outstanding interior lineman each season.

Cal Jones, 1955
 Alex Karras, 1957
 Robert Gallery, 2003
 Mike Devlin, Semifinalist, 1992
 Brandon Scherff, 2014

Maxwell Award

Selected by the Maxwell Football Club of Philadelphia, this award is presented each season to the nation's outstanding college football player.

Nile Kinnick, 1939
 Chuck Long, 1985
 Brad Banks, Finalist, 2002
 Shonn Greene, Semifinalist, 2008
 Ricky Stanzi, Semifinalist, 2010

Davey O'Brien Award

Presented by the Davey O'Brien Educational and Charitable Trust of Fort Worth, Texas, this award honors the No. 1 quarterback in the nation each season.

Chuck Long, 1985
 Brad Banks, 2002
 Ricky Stanzi, Semifinalist, 2009
 Ricky Stanzi, Semifinalist, 2010

Associated Press National Player of the Year

Presented by the Associated Press, this award honors the college football Player of the Year, as selected by a panel of sportswriters throughout the nation.

Brad Banks, 2002

Lou Groza Award

The Lou Groza Collegiate Place-Kicker Award goes each year to the top kicker in the nation. The award is presented by the Palm Beach County Sports Commission and is determined by a national voting panel of approximately 300 sportswriters, sportscasters, college conference officials, Division I-A head football coaches, professional football kickers and previous finalists. Along with winning the award in 2002, Nate Kaeding was one of three finalists for the 2003 award.

Nate Kaeding, 2002
 Nate Kaeding, One of three finalists, 2003
 Kyle Schlicher, Semifinalist, 2005
 Mike Meyer, Semifinalist, 2011
 Mike Meyer, Semifinalist, 2012

John Mackey Award

Presented by the Nassau County Sports Commission, the John Mackey Award goes each year to the best tight end in the nation. The winner must demonstrate outstanding athletic abilities, be in good academic standing and exhibit positive sportsmanship qualities.

Dallas Clark, 2002
 Tony Moeaki, Semifinalist, 2009
 Allen Reisner, Semifinalist, 2010
 T.J. Hockenson, 2018
 Noah Fant, Semifinalist, 2018

Walter Camp Player of the Year

Randy Duncan, National Back of the Year, 1958
 Brad Banks, Finalist, 2002
 Desmond King, Finalist, 2015

Defensive Performer of the Year

This national award is presented by the College Football Performance Awards and is based on weekly defensive performance.

Adrian Clayborn, 2009

Bronko Nagurski Trophy

Pat Angerer, Finalist, 2009
 Josey Jewell, Finalist, 2017

Rimington Award

Bruce Nelson, Finalist, 2002
 Austin Blythe, Finalist, 2015

Butkus Award

Larry Station, Second, 1985
 Chad Greenway, Semifinalist, 2005
 Josey Jewell, Finalist, 2016
 Josey Jewell, Semifinalist, 2017

Ted Hendricks Award

Adrian Clayborn, Finalist, 2010

Doak Walker Award

Albert Young, Semifinalist, 2005
 Shonn Greene, 2008

Rotary Lombardi Award

Jeff Drost, Semifinalist, 1986
 Mike Devlin, Semifinalist, 1992
 Jared DeVries, Semifinalist, 1998
 Robert Gallery, Semifinalist, 2003
 Adrian Clayborn, Finalist, 2010
 Brandon Scherff, Semifinalist, 2014

Chuck Bednarik Defensive Player of the Year

Chad Greenway, Semifinalist, 2005
 Pat Angerer, Semifinalist, 2009
 Adrian Clayborn, Semifinalist, 2010
 Desmond King, Semifinalist, 2016
 Joshua Jackson, Semifinalist, 2017
 Josey Jewell, Semifinalist, 2017

Lott IMPACT Trophy

Chad Greenway, Quarterfinalist, 2005
 Abdul Hodge, Quarterfinalist, 2005
 James Morris, Finalist, 2013
 Desmond King, Semifinalist, 2016
 Josey Jewell, 2017

Jim Thorpe Award

Merton Hanks, Semifinalist, 1990
 Bob Sanders, Quarterfinalist, 2003
 Tyler Sash, Semifinalist, 2009
 Tyler Sash, Semifinalist, 2010
 Desmond King, 2015
 Desmond King, Semifinalist, 2016
 Joshua Jackson, Finalist, 2017

Ray Guy Award

Ryan Donahue, Semifinalist, 2009
 Ryan Donahue, Finalist, 2010

Mosi Tatupu Special Teams Player of the Year

Kahlil Hill, 2001

Wuerffel Trophy

James Morris, Finalist, 2013

Burlsworth Trophy

Mark Weisman, Finalist, 2014

Johnny Unitas Golden Arm Award

Ricky Stanzi, Finalist, 2010

Jack Lambert Award (Touchdown Club of Columbus)

Josey Jewell, 2017

Ozzie Newsome Award (Touchdown Club of Columbus)

T.J. Hockenson, 2018

Jack Tatum Award (Touchdown Club of Columbus)

Desmond King, 2015
 Joshua Jackson, 2017

Joe Moore Award (Most Outstanding Offensive Line)

Iowa, 2016

Silver Football Award as
Most Valuable Player in the Big Ten

Willis Glassgow (HB, 1929)
 Joe Laws (QB, 1933)
 Nile Kinnick (HB, 1939)
 Bill Reichardt (FB, 1951)
 Ken Ploen (QB, 1956)
 Randy Duncan (QB, 1958)
 Chuck Long (QB, 1985)
 Nick Bell (RB, 1990)
 Brad Banks (QB, 2002)
 Shonn Greene (RB, 2008)

Big Ten Athlete of the Year

Chuck Long, 1986

Big Ten Offensive Player of the Year

Chuck Long (QB, 1985)
 Nick Bell (RB, 1990)
 Matt Rodgers (QB, 1990)
 Tavian Banks (RB, 1997)
 Brad Banks (QB, 2002)
 Shonn Greene (RB, 2008)

Big Ten Defensive Player of the Year

Leroy Smith (DE, 1991)

Nagurski-Woodson Big Ten Defensive Player of the Year

Josey Jewell, 2017

Big Ten Offensive Lineman of the Year

Mike Haight, 1985
 Dave Croston, 1986
 Mike Devlin, 1992
 Eric Steinbach, 2002
 Robert Gallery, 2003
 Bryan Bulaga, 2009

Rimington-Pace Offensive Lineman of the Year

Brandon Scherff, 2014

Richter-Howard Big Ten Receiver of the Year

Marvin McNutt, Jr., 2011

Kwalick-Clark Big Ten Tight End of the Year

T.J. Hockenson, 2018

Big Ten Defensive Lineman of the Year

Paul Hufford, 1984
 Dave Haight, 1987
 Leroy Smith, 1991
 Jared DeVries, 1997
 Mitch King, 2008

Butkus-Fitzgerald Linebacker of the Year

Josey Jewell, 2017

Tatum-Woodson Big Ten Defensive Back of the Year

Micah Hyde, 2012
 Desmond King, 2015
 Joshua Jackson, 2017
 Amani Hooker, 2018

Rodgers-Dwight Big Ten Return Specialist of the Year

Ihmir Smith-Marsette, 2018

National Football Foundation Scholar-Athlete

John Hendricks, 1968
 Bobby Elliott, 1975
 Mike Flagg, 1987
 Derek Rose, 1998
 Mike Klindenborg, 2007
 James Morris, 2013

Draddy Award/Campbell Trophy

John Hendricks, Finalist, 1968
 Bobby Elliott, Finalist, 1975
 Mike Flagg, Finalist, 1987
 Mike Elgin, Semifinalist, 2006
 Derek Rose, Finalist, 1998
 Mike Klindenborg, Finalist, 2007
 Matt Kroul, Semifinalist, 2008
 James Morris, Finalist, 2013

AFCA Academic Achievement Award

This is a team award

Honorable Mention: 1998, 2000, 2001, 2004, 2006

Grantland Rice Trophy

Presented to the National Champion, the top-ranked team in the final Grantland Rice Super 16 Poll.

Iowa 1958 (Head Coach: Forest Evashevski, Record: 8-1-1)

AFCA Coach of the Year

Dr. Eddie Anderson, 1939

Kirk Ferentz, Region Three, 2002

Kirk Ferentz, Region Three, 2009

Kirk Ferentz, Region Three, 2015

Walter Camp Coach of the Year

Kirk Ferentz, 2002

Associated Press Coach of the Year

Kirk Ferentz, 2002

FWAA Eddie Robinson Coach of the Year

Kirk Ferentz, 2002 (1 of 4 Finalists)

Kirk Ferentz, 2004 (1 of 6 Finalists)

Kirk Ferentz, 2015

Bobby Dodd Trophy

Kirk Ferentz, 2015

Amos Alonzo Stagg Award

Hayden Fry, 2005

Big Ten Coach of the Year

(named by coaches, 1982-91)

Hayden Fry, 1990

Hayden Fry, 1991

Hayes-Schembechler Big Ten

Conference Coach of the Year

Kirk Ferentz, 2015

Dave McClain Big Ten Coach of the Year

(named by media since 1972)

Hayden Fry, 1981

Hayden Fry, 1990

Kirk Ferentz, 2002

Kirk Ferentz, 2004

Kirk Ferentz, 2009

Kirk Ferentz, 2015

Broyles Award (Assistant Coach of the Year)

Norm Parker, 2005 (one of six Finalists)

Norm Parker, 2004 (one of six Finalists)

AFCA Assistant Coach of the Year

Ron Aiken, 2002

Norm Parker, 2011

Twenty-five University of Iowa football players have earned Consensus All-America status, an honor bestowed to any player that appears on three of the five media outlets that determine All-America teams. Two players -- OL Calvin Jones (1954, 1955) and LB Larry Station (1984, 1985) -- were honored on more than one occasion.

Of the 25 players honored, eight earned Unanimous status by being recognized by each of the five media outlets used in the consensus selection process. Those players include QB Randy Duncan (1958); Station (1985); QB Chuck Long (1985); TE Dallas Clark (2002); OL Brandon Scherff (2014); DB Desmond King (2015); DB Josh Jackson (2017); and LB Josey Jewell (2017).

The media outlets used in determining consensus status include: American Football Coaches Association (AFCA); Associated Press; Football Writers Association of America (FWAA); Sporting News; and the Walter Camp Foundation.



LESTER BELDING

End - 1919
Mason City, Iowa

The University of Iowa's first consensus All-American . . . earned first team All-American honors as a sophomore . . . an Eckersall All-America pick in 1919 (third team), 1920 (second) and 1921 (third) . . . first Hawkeye named to a major All-American team . . . three-time first team all-Big Ten selection . . . starred in track at Iowa and

captained team in 1921 . . . one of the nation's premier collegiate pass catchers of his era.




AUBREY DEVINE

Quarterback - 1921
Des Moines, Iowa

Member of Iowa Lettermen's Club Hall of Fame . . . on Iowa's all-time football team . . . won Big Ten Conference Medal for Excellence in athletics and academics . . . inducted to National Football Foundation Hall of Fame . . . three-time first team all-Big Ten . . . captain of 1921 Big Ten championship team . . . led Hawkeyes in rushing, passing and scoring in

1919 and 1920 . . . drop-kicked a FG to beat Notre Dame 10-7 and break the Irish' 20-game winning streak in 1921.



GORDON LOCKE

Fullback - 1922
Denison, Iowa

Member of National Football, Helms Athletic Foundation and Iowa Lettermen's Club Halls of Fame . . . a DB on Iowa's all-time football team . . . although he played primarily FB, Locke was a Walter Camp first team All-American QB in 1922 . . . scored 72 points as senior to set a Big Ten record that stood for 12 years . . . awarded Big Ten Medal of Honor

in 1923 . . . team captain in 1922 . . . earned law degree from Iowa.




24 - NILE KINNICK

Halfback - 1939
Adel, Iowa

Voted the best player in Iowa history by fan vote . . . member of Iowa Lettermen's Club Hall of Fame . . . won the Heisman, Maxwell and Walter Camp trophies in 1939 . . . Phi Beta Kappa scholar and senior class president . . . Iowa's stadium was renamed in his honor in 1972 . . . Big Ten MVP for the legendary Ironmen team . . . his No. 24 is one

of two retired numbers at Iowa . . . member of Helms Foundation Hall of Fame.




62 - CAL JONES

Lineman - 1954 and 1955
Steubenville, Ohio

First two-time consensus All-American in Iowa history . . . winner of the Outland Trophy in 1955, awarded to nation's top interior lineman . . . named to 22 All-America teams in his career . . . his No. 62 is one of two retired numbers at Iowa . . . an OL on Iowa's all-time team . . . a three-time first team all-Big Ten pick . . . named to Iowa Lettermen's Club Hall

of Fame (1989) . . . member of the Helms Foundation Hall of Fame.




77 - ALEX KARRAS

Lineman - 1957
Gary, Indiana


Consensus All-American (making 10 teams) in 1957 . . . won Outland Trophy given to the nation's top interior lineman . . . twice an AP All-American, the first two-time pick in Iowa history . . . two-time first team all-Big Ten pick at tackle . . . named to school's all-time football team . . . member of inaugural class of the Iowa Lettermen's Club Hall of Fame . .

. played on the Hawkeyes' 1956 Rose Bowl champions . . . former NFL star with Detroit Lions.




25 - RANDY DUNCAN
Quarterback - 1958
Des Moines, Iowa

Won Big Ten and Iowa MVP honors in 1958 when he led the Hawkeyes to the Rose Bowl . . . that team won the Grantland Rice Award, symbolic of the national football championship . . . second in 1958 Heisman Trophy balloting . . . won Walter Camp Trophy and was college Player-of-the-Year by three organizations . . . two-time all-conference quarterback . . . led the Big Ten in passing as a senior . . . the No. 1 choice in the 1958 NFL Draft . . . member of National Football Foundation Hall of Fame.




99 - ANDRE TIPPETT
Defensive End - 1981
Newark, New Jersey

First consensus All-American for Coach Hayden Fry . . . two-time first team all-Big Ten . . . played for Iowa's 1981 Rose Bowl squad . . . a team captain in 1981 . . . a DE on Iowa's all-time football team . . . holds Iowa record for tackles for lost yardage in a season (20 tackles for 153 yards in 1980) . . . led Big Ten in tackles for loss (20) as a junior . . . enjoyed lengthy NFL career at New England, where he was a five-time all-Pro selection.




7 - REGGIE ROBY
Punter - 1981
Waterloo, Iowa

Consensus All-American punter as a junior in 1981 . . . first team All-American honors in 1982 . . . broke a 32-year-old NCAA record for punting average in a season (49.8 in 1981) . . . also established national career average record . . . nation's leading punter twice in career . . . two-time first team all-Big Ten . . . punted for nearly four-and-a-half miles as a collegian . . . an NFL veteran with Miami, Washington and Tampa Bay . . . earned all-Pro mention.




36 - LARRY STATION
Linebacker - 1984 & 1985
Omaha, Nebraska

One of just two Hawkeyes to gain consensus All-American honors twice . . . academic All-American . . . only player in Iowa history to lead squad in tackles four times . . . set school career tackle record (492) . . . started his last 42 games . . . finalist for Lombardi and Butkus awards in 1985 . . . three-time first team all-Big Ten pick . . . earned All-America mention all four years at Iowa . . . LB on Iowa's all-time team . . . drafted by Pittsburgh Steelers.




16 - CHUCK LONG
Quarterback - 1985
Wheaton, Illinois

Runner-up for Heisman Trophy in closest race in the award's history . . . won Maxwell Trophy, given to nation's top college player . . . first QB in NCAA history to pass for more than 10,000 career yards . . . previously held NCAA record for consecutive completions (22 vs. Indiana, 1984) . . . three-time all-Big Ten first team . . . Big Ten MVP as senior . . . threw bowl game-record six TD passes vs. Texas in Freedom Bowl . . . first-round NFL Draft selection by Detroit.




84 - MARV COOK
Tight End - 1988
West Branch, Iowa

A 1988 consensus All-America pick at TE . . . named to Iowa's all-time team . . . Hawkeyes' all-time leading receiver among TEs (126 catches) . . . two-time Iowa MVP . . . twice first team all-Big Ten . . . academic all-conference as junior . . . his 28-yard TD reception with six seconds left keyed Iowa's first win at Ohio State (in 1987) since 1959 . . . Big Ten leader in receptions (1988) . . . drafted by New England Patriots and was a two-time all-Pro selection.




8 - LEROY SMITH
Defensive End - 1991
Sicklerville, New Jersey

Consensus All-American at defensive end for Iowa's 10-1-1 team in 1991 . . . first team all-Big Ten and voted league Defensive Player of the Year by Big Ten coaches . . . set Big Ten record with 18 QB sacks as a senior, breaking 14-year old record . . . holds Iowa records for QB sacks in a season (18) and sacks in a game (had five in 16-9 win at Ohio State) . . . third defensive player to earn consensus honors under Hayden Fry at Iowa.



6 - TIM DWIGHT
Wide Receiver/Return Specialist - 1997
Iowa City, Iowa

Consensus All-American as return specialist who finished seventh in Heisman Trophy voting . . . led the nation in punt return average (16.7) . . . set Iowa and Big Ten record for career punt return yardage with 1,102 yards . . . also holds Big Ten record for career punt return TDs (five) and tied league mark with three punt return TDs in 1997 . . . ranks second at Iowa in career receiving yards (2,271) and sixth in receptions (139) . . . second special teams consensus pick under Hayden Fry and first-ever consensus selection at Iowa from Iowa City.




94 - JARED DEVRIES
 Defensive Tackle - 1998
 Aplington, Iowa

Consensus All-American after being named first team All-American by the American Football Coaches Association, Walter Camp and *The Sporting News* . . . voted as co-Most Valuable Player and was selected first team all-Big Ten by both Big Ten coaches and Big Ten media . . . holds Iowa records for tackles for loss in a season (22) and career (78) and career QB sacks (42) . . . a four-year starter, he recorded 260 career tackles . . . was Big Ten Defensive Lineman of the Year in 1997 and earned MVP honors in the 1995 Sun Bowl and 1996 Alamo Bowl.




44 - DALLAS CLARK
 Tight End - 2002
 Livermore, Iowa

Consensus All-American after being named first team All-America by the Football Writers Association of America, American Football Coaches Association, Walter Camp, Associated Press, *The Sporting News*, ESPN and CNN-SI . . . won the John Mackey Award as the nation's best tight end . . . first team all-Big Ten by league coaches and Big Ten media . . . finished career in 17th place on career receiving list with 1,281 yards on 81 receptions in just two seasons at tight end . . . came to Iowa as a walk-on linebacker and was drafted in first round of the 2003 NFL Draft by Indianapolis following his junior season.



56 - ERIC STEINBACH
 Offensive Guard - 2002
 Lockport, Illinois

Consensus All-American after being named first team All-America by the American Football Coaches Association, Walter Camp Foundation, Associated Press, *The Sporting News* and ESPN . . . honored as the 2002 Big Ten Offensive Lineman of the Year . . . first team all-Big Ten by league coaches and Big Ten media in 2002 and first team all-Big Ten by coaches in 2001 . . . named co-Most Valuable Player on offense . . . started all 13 games in 2002 at left guard for a Hawkeye line that yielded only 12 sacks, a Big Ten best . . . as junior and senior was part of Iowa offense that led the Big Ten in scoring in consecutive seasons . . . first player selected in the second round of the NFL Draft when he was taken by the Cincinnati Bengals.



78 - ROBERT GALLERY
 Offensive Tackle - 2003
 Masonville, Iowa

Consensus All-American after being named first team all-America by American Football Coaches Association, Walter Camp Foundation, Football Writers Association of America, Associated Press, *The Sporting News* and ESPN . . . earned Outland Trophy, which signifies nation's best interior lineman . . . Big Ten Conference Offensive Lineman of the Year . . . earned first team all-Big Ten honors and was academic all-Big Ten for third straight year . . . earned co-Most Valuable Player honors and was permanent team captain on offense . . . recipient of Hayden Fry "Extra Heartbeat" award after leading Iowa to share of 2002 Big Ten title and January bowl games following the 2002 and 2003 seasons.



95 - NATE KAEDING
 Place-kicker - 2003
 Coralville, Iowa

Consensus All-American after being named first team all-America by American Football Coaches Association, the Associated Press, College Football News and ESPN . . . one of three finalists for Lou Groza Award in 2003 after winning the award as the top kicker in the nation in 2002 . . . first team all-Big Ten . . . earned academic all-Big Ten honors for third straight season and was District VII academic all-American . . . selected as permanent team captain for special teams and was special teams co-Player of the Year . . . recipient of Hayden Fry "Extra Heartbeat" award after leading Iowa to share of 2002 Big Ten title and January bowl games following the 2002 and 2003 seasons.



23 - SHONN GREENE
 Running Back - 2008
 Sicklerville, New Jersey

Consensus all-American after being named first team all-America by American Football Coaches Association, Football Writers Association of America, espn.com, Walter Camp Foundation, Associated Press and *The Sporting News* . . . won the Doak Walker Award, which is given annually to the nation's top collegiate running back. . . received the *Chicago Tribune's* Silver Football Award, emblematic of the Big Ten Conference's Most Valuable Player. . . became Iowa's first consensus all-America running back since Nile Kinnick in 1939. . . became the first Iowa running back to rush for over 100 yards in all 13 games in a single-season. . . Greene was the only running back in the nation to eclipse 100 yards rushing in every game in 2008. . . finished the season ranked second nationally in rushing yardage.




94 - ADRIAN CLAYBORN
Defensive End - 2010
St. Louis, Missouri

Consensus All-American after being named first team All-America by American Football Coaches Association and Walter Camp . . . named third team All-American by the Associated Press and Phil Steele's College Football . . . was finalist for Rotary Lombardi Award and Ted Hendricks Award and a semifinalist for the Chuck Bednarik Award . . . earned first team all-Big Ten honors for second year . . . named a Permanent Team Captain and winner of Hayden Fry "Extra Heartbeat" Award . . . three-year starter at defensive end, helping Iowa post three-year record of 28-11, including three straight bowl victories for first time in school history . . . first round NFL Draft selection (20th selection overall) by Tampa Bay Buccaneers.



68 - BRANDON SCHERFF
Offensive Tackle - 2014
Denison, Iowa

Unanimous Consensus All-American after being named first team All-America by American Football Coaches Association, Football Writers Association of America, Associated Press, Walter Camp Foundation, and Sporting News . . . was also first team All-America by SI.com, USA Today, Phil Steele, CBSSports.com, Scout.com, and College Sports Madness . . . became fourth player in Iowa history to earn the Outland Trophy as the best offensive lineman in the nation . . . semifinalist for Rotary Lombardi Award . . . named Rimington-Pace Offensive Lineman of the Year in the Big Ten Conference . . . earned first team All-Big Ten honors for second straight season . . . Most Valuable Player and Permanent Team Captain, and Coaches Appreciation Award, offense . . . Hayden Fry "Extra Heartbeat" Award and Iron Hawk Award . . . started all 26 games over his final two seasons at left tackle . . . had 36 career starts while playing both tackle and guard . . . first round NFL Draft selection (fifth selection overall) by the Washington Redskins.



14 - DESMOND KING
Defensive Back - 2015
Detroit, Michigan

Unanimous Consensus All-American after being named first team All-America by American Football Coaches Association (AFCA), Football Writers Association of America (FWAA), Associated Press, Walter Camp Foundation, and Sporting News . . . was also first team All-America by ESPN.com, SI.com, USA Today, Athlon Sports, Phil Steele, CBSSports.com, Scout.com, and College Sports Madness . . . became first player in Iowa history to earn the Jim Thorpe Award as the best defensive back in the nation . . . earned Jack Tatum Award as best defensive back in the nation from Touchdown Club of Columbus . . . named Tatum-Woodson Big Ten Conference Defensive Back of the Year . . . earned first team All-Big Ten honors . . . one of five finalists for Walter Camp Player of the Year . . . has started 37 games in three

seasons and will stay in school for senior season in 2016 . . . is the sixth Hawkeye to earn consensus All-America honors as a junior (Calvin Jones, Reggie Roby, Larry Station, Dallas Clark, Shonn Greene) . . . tied school record and ranked second nationally with eight pass interceptions.



15 - JOSH JACKSON
Defensive Back - 2017
Corinth, Texas

Unanimous Consensus All-American after being named first team All-America by American Football Coaches Association (AFCA), Football Writers Association of America (FWAA), Associated Press, Walter Camp Foundation, and Sporting News . . . also named first team All-America by College Sports Madness, CollegeFootballNews.com, ESPN.com, SBNation.com, USA Today, and Phil Steele . . . seventh Hawkeye to earn consensus All-America honors as a junior (Calvin Jones, Reggie Roby, Larry Station, Dallas Clark, Shonn Greene, Desmond King) tied Iowa single-season record with eight interceptions . . . led the nation in interceptions (8) and passes defended (18), ranked second in return touchdowns (2), third in return yards (168) and fourth in pass break-ups (18) . . . named the Tatum-Woodson Defensive Back of the Year in the Big Ten and earned the Jack Tatum Award presented by the Touchdown Club of Columbus . . . one of three finalists for the Jim Thorpe Award.



43 - JOSEY JEWELL
Linebacker - 2017
Decorah, Iowa

Unanimous Consensus All-American after being named first team All-America by American Football Coaches Association (AFCA), Football Writers Association of America (FWAA), Associated Press, Walter Camp Foundation, and Sporting News . . . also named first team All-America by College Sports Madness, CollegeFootballNews.com, ESPN.com, SBNation.com, USA Today, and Phil Steele . . . recipient of the Lott IMPACT Trophy . . . named Nagurski-Woodson Defensive Player of the Year in the Big Ten, and the Butkus-Fitzgerald Linebacker of the Year . . . recipient of the Jack Lambert Award presented by the Touchdown Club of Columbus . . . finalist for the Bronko Nagurski Trophy . . . led the team in tackles for three straight seasons and ranks fourth in career tackles (436) . . . ranked fourth in the nation in tackles per game (11.3) as a senior . . . one of three Hawkeyes ever to record more than 115 tackles in three different seasons . . . three-year permanent team captain.

NATIONAL FOOTBALL FOUNDATION COLLEGE HALL OF FAME

Iowa football is well represented in college football Halls of Fame, including the National Football Foundation, the Helms Athletic Foundation and the College Football Hall of Fame.


Seven men have been named to the Halls of both foundations: Howard Jones, coach; Nile Kinnick, player; Gordon Locke, player; Fred (Duke) Slater, player; Dr. Edward Anderson, coach; Edward (Slip) Madigan, coach; Calvin Jones, player.

Four men have been named to the Hall of the Helms Foundation: Calvin Jones, player; Ossie Solem, coach; Emlen Tunnell, professional player; Eric Wilson, publicist.

Aubrey Devine, Randy Duncan, Alex Karras, Chuck Long and Larry Station have been named to the National Football Foundation Hall as players, while Earl Banks was inducted on the merits of his long-time coaching tenure at Morgan State. Former Iowa Coach Forest Evashevski was honored into the Hall of Fame in December of 2000 in New York City and Hayden Fry (2003) is the latest Iowa coach to be inducted.

Evashevski coached Iowa from 1952-60, compiling a 42-27-4 record. The Hawkeyes finished in the top five nationally in 1956, 1957, 1958 and 1960 under Evashevski, who later served as Iowa's Athletic Director.

Fry was inducted as a member of the 2003 Hall of Fame class at the 46th annual awards dinner on Dec. 9, 2003, at the Waldorf Astoria in New York City. Fry was officially enshrined at the Hall in South Bend, Indiana, in August, 2004. The College Football Hall of Fame is now located in Atlanta, Georgia. Fry is Iowa's winningest head coach with 143 wins. He led the Hawkeyes to three Big Ten titles and Rose Bowl appearances and coached the Hawkeyes in 14 bowl games.




Eddie Anderson
 Head Coach
 (1939-42, 1946-49)
 Inducted 1971



Earl Banks
 as Morgan State Head Coach
 (1960-73)
 Inducted 1992




Aubrey "Aub" Devine
 Quarterback (1919-21)
 Inducted 1973




Randy Duncan
 Quarterback (1956-58)
 Inducted 1997




Forest "Evy" Evashevski
 Head Coach (1952-60)
 Inducted 2000




Hayden Fry
 Head Coach (1979-98)
 Inducted 2003




Calvin Jones
 Guard (1953-55)
 Inducted 1980



Howard Jones
 Head Coach (1916-23)
 Inducted 1951




Alex Karras
 Tackle (1955-57)
 Inducted 1991



Nile Kinnick
 Halfback (1937-39)
 Inducted 1951




Gordon Locke
 Fullback (1920-22)
 Inducted 1960




Chuck Long
 Quarterback (1981-85)
 Inducted 1999



Slip Madigan
 Head Coach (1943-44)
 Inducted 1974



Duke Slater
 Tackle (1918-21)
 Inducted 1951



Larry Station
 Linebacker (1982-85)
 Inducted, 2009

Inductees are selected by a vote of the National Iowa Varsity Club Hall of Fame Advisory Committee. All former Hawkeye athletes who meet the established Varsity Club Hall of Fame Criteria for their sport, and completed their eligibility at least 10 years prior to selection, are eligible for the Hall of Fame.

A coach or administrator must have retired or left the university at least five years prior to selection. A maximum of seven inductees may be selected to the Hall of Fame each year.

Listed below are each of the 53 inductees who have played football for the Hawkeyes or served as Iowa's head football coach, or assistant coach. Listed below each name are the years they coached or competed for the Iowa football program. Several of the Hall of Fame members also competed in other sports.

Bill Brashier

Assistant Football Coach
1979-1995

Forest Evashevski

Head Football Coach, 1952-60

John Hayden Fry

Head Football Coach, 1978-98

Howard Jones

Head Football Coach, 1916-23

Brad Banks

Football, 2001-02

Irving "Stub" Barron

Football, 1913-15
Wrestling, 1914-16

Fred Becker

Football, 1916

Lester Belding

Football, 1918-21
Track, 1920-22

Craig Clemons

Football, 1969-71

Marv Cook

Football, 1985-88

Al Couppee

Football, 1939-41

Dick Crayne

Football, 1933-35
Track, 1934

Frank Cuhel

Football, 1927-28
Track, 1926, 1927-28

Aubrey Devine

Football, 1919-21
Basketball, 1920-22
Track, 1920-22

Jared DeVries

Football, 1995-98

Jack Dittmer

Football, 1946-49
Baseball, 1947-50
Basketball, 1950

Randy Duncan

Football, 1956-58

Tim Dwight

Football, 1994-97
Track, 1996-99

Mick Enich

Football, 1938-40

Robert Gallery

Football, 2000-03

Jim Gibbons

Football, 1955-57

Willis Glasgow

Football, 1927-29
Baseball, 1927-29

Dave Haight

Football, 1985-88

Homer Harris

Football, 1935-37

Jerry Hilgenberg

Football, 1951-53
Baseball, 1952-53

Bob Jeter

Football, 1957-59

Calvin Jones

Football, 1953-55

Nate Kaeding

Football, 2000-03

Alex Karras

Football, 1956-57

Nile Kinnick

Football, 1937-39
Basketball, 1938

Paul Krause

Football, 1961-63
Baseball, 1962-63

Joe Laws

Football, 1931-33
Baseball, 1932-33

Gordon Locke

Football, 1920-22

Chuck Long

Football, 1982-85

Emerson "Spike"**Nelson**

Football, 1925-27
Track, 1926-28

John Niland

Football, 1963-65

Don Norton

Football, 1957-59

Kenny Ploen

Football, 1954-56
Track, 1955

Erwin Prasse

Football, 1937-39
Basketball, 1938-40
Baseball, 1938-40

William Reichardt

Football, 1949-51

Mike Reilly

Football, 1961-63

Bob Sanders

Football, 2000-03

Francis William "Zud"**Schammel**

Football, 1938-40

Ozzie Simmons

Football, 1932, 1933

Duke Slater

Football, 1918-21
Track, 1919-21

Leroy Smith

Football, 1989-91

Larry Station

Football, 1982-85

Walter "Stub" Stewart

Football, 1907-09
Basketball, 1908-10
Baseball, 1908-10

Andre Tippet

Football, 1979-81

Sherwyn Thorson

Football, 1959-61
Wrestling, 1960, 1962

Emlen Tunnell

Football, 1946-47

Samuel Clyde Williams

Football, 1898-1901
Baseball, 1898-1901
Track, 1900-02

Bashir Yamini

Track, 1996-99
Football, 1998-99

Year	Player, Position	Teams
1916	Fred Becker, T	(Eck)
1919	Lester Belding, E*	(Men)
1921	Duke Slater, T	(Eck, R)
	Aubrey Devine, QB*	(C, FW, Eck)
	Gordon Locke, FB	(R)
1922	Gordon Locke, FB*	(C, Eck, R)
1925	Dick Romey, E	(LM)
1926	Emerson Nelson, T	(NYS)
1928	Peter Westra, T	(F, NEA)
1929	Willis Glassgow, HB	(GR, NEA, FA, NYS, CP)
1933	Francis Schammel, G	(AP, UP, NANA)
1935	Ozzie Simmons, HB	(TSN)
1939	Nile Kinnick, TB*	(Col, AP, UP, INS, NYS, NEA, H, A-AB, CP, NYDN, TSN)
1940	Mike Enich, T	(NYN, TSN)
1953	Jerry Hilgenberg, C	(L, FBW)
	Cal Jones, G	(NBC)
1954	Cal Jones, G*	(ABC, L, TSN, AAB, UP, Jet, NEA, CP, CBS, FBW, NYN, A-P, MP, PSN, G-R, WR)
1955	Cal Jones, G*	(UP, TSN, L, NYN, Jet, WR, FBW, A-AB)
1956	Alex Karras, T	(AP, H, L, NBC, FBW, CP)
	Ken Ploen, QB	(NBC, ABC, FL)
1957	Alex Karras, T*	(AP, UP, INS, L, H, NEA, NBC, TSN, FBW, A-P, CP)
	Jim Gibbons, E	(UP, H, TSN, T, L, FBW, NYDN)
1958	Randy Duncan, QB*	(AP, UPI, NEA, TSN, L, FBW, Helms, NYDN, FBC)
	Curt Merz, E	(L, NBC, FBW)
1959	Don Norton, E	(L, NBC, FBW)
1960	Larry Ferguson, HB	(L, FBW)
	Mark Manders, G	(L, FBW, NYN, TSN)
1961	Bill VanBuren	(TSN)
1963	Mike Reilly, G	(L, FBW)
1964	Karl Noonan, E	(NEA, FD)
1965	John Niland, G	(TSN, Time)
	Dave Long, DE	(NYN)
1971	Craig Clemons, CB	(NEA, TSN, Time)
1975	Rod Walters, T	(TSN, Time, NEA)
	Joe Devlin, G	(TSN, Time)
1979	Dennis Mosley, RB	(CF)
1981	Andre Tippet, DE*	(AP, UPI, FBW, FN, WTBS)
	Reggie Roby, P*	(AP, UPI, FN, WC, WTBS)
1982	Reggie Roby, P	(WC)
1984	Jon Hayes, TE	(G)
	Larry Station, LB*	(AP, UPI, WC, K)
1985	Ronnie Harmon, RB	(FN, Miz)
	Chuck Long, QB*	(AP, UPI, FN, FBW, K, Merc, WC, TSN, S-H, G, Miz)
	Larry Station, LB*	(AP, UPI, FN, FBW, K, Merc, WC, S-H, Miz)
1986	Dave Croston, OT	(FBW, TSN, CPN)

Year	Player, Position	Teams
1988	Marv Cook, TE*	(UPI, K, FN, G, CT)
	Dave Haight, NG	(WC, FN)
1990	Merton Hanks, DB	(NEA)
1991	Leroy Smith, DE*	(AP, K)
1992	Mike Devlin, C	(K, FBW)
1996	Tim Dwight, WR	(FBW)
1997	Tim Dwight, WR*	(AP, TSN, FBW, FBC)
1998	Jared DeVries, DT*	(FBC, TSN, WC)
2002	Brad Banks, QB	(WC)
	Dallas Clark, TE*	(FBW, FBC, WC, AP, TSN, ESPN, CNNSI)
	Nate Kaeding, PK	(FBW, TSN, CNNSI, ESPN)
	Bruce Nelson, C	(FBW, CNNSI)
	Eric Steinbach, OG*	(FBC, WC, AP, TSN, ESPN)
2003	Robert Gallery, OT*	(AP, WC, FBC, FWAA, TSN, ESPN)
	Nate Kaeding, PK*	(AP, CFN, FBC, ESPN)
2008	Shonn Greene, RB*	(AP, ESPN, FWAA, WC, TSN)
2009	Pat Angerer, LB	(FWAA, CFN)
	Bryan Bulaga, OL	(TSN)
2010	Adrian Clayborn, DE*	(AFCA, WC)
2011	Riley Reiff, OL	(PFW)
2014	Brandon Scherff, OL*	(AFCA, FWAA, AP, WC, TSN, CNNSI, PS, USA, CBS, Scout, CSM)
2015	Desmond King, DB *	(WC, AP, AFCA, FWAA, TSN, ESPN, ATH, USA, SI, PFF, PS, CSM)
2016	Desmond King, DB	(ATH, CSM, PFF, SI, USA)
2017	Josh Jackson, DB*	(AFCA, AP, FWAA, TSN, WC, CSM, CFN, ESPN, SB, USA, PS)
	Josey Jewell, LB*	(AFCA, AP, FWAA, TSN, WC, CSM, CFN, ESPN, SB, USA, PS)
2018	T.J. Hockenson, TE	(AFCA, USA)

* - - Indicates consensus all-American

SECOND TEAM ALL-AMERICANS

Year	Player, Position	Teams
1912	James Trickey, T	(C)
1916	Fred Becker, T	(n/a)
1919	Duke Slater, T	(C, Eck)
1920	Lester Belding, E	(Eck)
1921	Gordon Locke, FB	(Eck)
	Duke Slater, T	(C, FW)
1922	Max Kadesky, E	(C)
1924	John Hancock, T	(BE)
1925	Dick Romey, E	(GR)
1926	Emerson Nelson, T	(BE, AP)
1928	Willis Glassgow, HB	(CP, NANA)
	Peter Westra, T	(NYS, NANA)
1929	Willis Glassgow, HB	(UP)
1933	Joe Laws, QB	(Col, NANA)
	Francis Schammel, G	(H)
1934	Ozzie Simmons, HB	(INS, NANA)
1935	Ozzie Simmons, HB	(NEA, NANA, AP)
1939	Erwin Prasse, E	(UP)
1940	Mike Enich, T	(UP)
1948	William Kay, T	(AP)
1951	Bill Reichardt, FB	(A-P)
1953	Jerry Hilgenberg, C	(AP)
1954	Cal Jones, G	(AP)
1955	Cal Jones, G	(NEA, AP)
1956	Alex Karras, T	(UP, NEA)
	Ken Ploen, QB	(AP)
	Frank Gilliam, E	(NEA)
	Donald Suchy, C	(CP, INS)
1957	Jim Gibbons, E	(CP)
1959	Don Norton, E	(TSN, NEA)
1960	Mark Manders, G	(AP, FBC, ABC)
	Wilburn Hollis, QB	(ABC)
1963	Mike Reilly, G	(AP)
1964	John Niland, G	(NEA)
	Karl Noonan, E	(AP)
1965	John Niland, G	(AP)
1971	Craig Clemons, CB	(CP, US)
1979	Dennis Mosley, RB	(UPI)
1980	John Harty, DT	(UPI, NEA)
1981	Andre Tippet, DE	(NEA)
	Pat Dean, NG	(UPI)
1982	Reggie Roby, P	(UPI, NEA)
	Mark Bortz, DT	(UPI)
1983	Larry Station, LB	(FN)
	Joel Hilgenberg, C	(TSN)
1984	Ronnie Harmon, RB	(TSN)
1986	Dave Croston, OT	(UPI, G)
1987	Dave Haight, NG	(TSN)
1988	Marv Cook, TE	(AP)
1990	Nick Bell, RB	(FN)
1991	Leroy Smith, DE	(FN)
1996	Tim Dwight, WR	(TSN)
1997	Tavian Banks, RB	(FN)
1997	Jared DeVries, DT	(AP, FN)

Year	Player, Position	Teams
1998	Jared DeVries, DT	(AP)
2002	Brad Banks, QB	(AP, TSN, CNNSI)
	Nate Kaeding, PK	(AP)
	Eric Steinbach, OG	(CNNSI)
	Colin Cole, DT	(TSN, CNNSI)
2003	Bob Sanders, SS	(AP)
2004	Chad Greenway, LB	(CNNSI)
	Matt Roth, DE	(AP, WC)
2005	Chad Greenway, LB	(AP, WC, CNNSI)
2008	Mitch King, DT	(AP, WC, ESPN. com)
	Seth Olsen, OT	(TSN)
2009	Pat Angerer, LB	(AP, WC)
	Bryan Bulaga, OL	(AP, WC)
2013	Brandon Scherff, OL	(FWAA, PS)
2016	Desmond King, DB	(AP, FWAA, PS, SB, WC)
2018	T.J. Hockenson, TE	(AP, FWAA, PS, WC)
	Amani Hooker, DB	(AP, USA)

AWARDS KEY

A-AB -- All American Board; ABC -- television; AFCA -- American Football Coaches Association; AP -- Associated Press; A-P -- All Players; ATH - Athlon Sports; BE -- Billy Evans; CBS -- radio; CF -- Citizen's Foundation; CFN -- College Football News; Col Colliers; CNNSI -- Sports Illustrated; CP -- Central Press; CPN -- College & Pro Newsweekly; CSM -- College Sports Madness; CT -- Chicago Tribune; Eck -- Eckersall; ESPN; F -- Farrell; FA -- Football Annual; FBC -- Football Coaches; FD -- Football Digest; FL -- Frank Leahy; FN -- Football News; FW -- Football World; FWAA -- Football Writers Association of America; G -- Gannett; GR -- Grantland Rice; G-R -- Gridiron Record; H -- Hearst; Helms -- Helms Foundation; INS -- International News Service; Jet -- Jet Magazine; K -- Kodak; L -- Look; LM -- Liberty Magazine; Men -- Frank Menke Syndicate; Merc -- Mercedes; Miz -- Mizlou; MP -- Metropolitan Papers; NBC -- television; NANA -- North American Newspaper Alliance; NEA -- News Enterprise Association; NYDN -- New York Daily News; NYN -- New York News; NYS -- New York Sun; PFW -- Pro Football Weekly; PS -- Phil Steele Publications; PFF -- ProFootballFocus. com; PSN -- Pitts Smith News; R -- Reed; SB -- SB Nation; Scout -- Scout.com; SI - Sports Illustrated.com; S-H -- Scripps Howard; T -- Today; Time -- Time Magazine; TSN -- The Sporting News; UP -- United Press; UPI -- United Press International; US -- Universal Sports; USA -- USA Today; WC -- Walter Camp; WR -- Williamson Rating, WTBS -- television.

In conjunction with the 100 years of Hawkeye football celebration in 1989, Iowa fans selected an all-time team. The squad features 11 players on offense and defense, two kickers and 15 special mention players who received strong fan support.

Nile Kinnick, the 1939 Heisman, Walter Camp and Maxwell Trophy winner, was voted the most outstanding player in school history.

Most Outstanding Player - Nile Kinnick, halfback

Offense

Pos.	Player	Years
E	Marv Cook	1985-88
E	Jim Gibbons	1955-57
OL	Mike Enich	1938-40
OL	Calvin Jones	1953-55
OL	Jerry Hilgenberg	1951-53
OL	John Niland	1963-65
OL	Fred "Duke" Slater	1918-21
QB	Chuck Long	1982-85
RB	Ozzie Simmons	1934-36
RB	Aubrey Devine	1919-21
RB	Ronnie Harmon	1982-85
PK	Rob Houghtlin	1985-87

Special Mention

OL	Dave Croston	1984-86
OL	Joe Devlin	1973-75
QB	Randy Duncan	1956-58
RB	Larry Ferguson	1959-62
RB	Joe Laws	1931-33
RB	Ed Podolak	1966-68
RB	Bill Reichardt	1949-51
E	Erwin Prasse	1937-39

Defense

Pos.	Player	Years
E	Frank Gilliam	1953-56
E	Andre Tippet	1979-81
DL	Mark Bortz	1979-82
DL	Dave Haight	1985-88
DL	Alex Karras	1956-57
LB	Mike Reilly	1961-63
LB	Larry Station	1982-85
DB	Craig Clemons	1969-71
DB	Willis Glassgow	1927-29
DB	Gordon Locke	1920-22
DB	Ken Ploen	1954-56
P	Reggie Roby	1979-82

Special Mention

E	Lester Belding	1918-21
LB	Wally Hilgenberg	1961-63
DB	Devon Mitchell	1982-85
DE	Joe Mott	1985-88
LB	Brad Quast	1986-89
DB	Bill Reichardt	1949-51
DB	Bobby Stoops	1979-82
DB	Mike Stoops	1981-84

Gannett News Selects All-Time Team

The Gannett News Service, in conjunction with the start of the year 2000, selected a University of Iowa All-time Football Team.

Offense

Pos.	Player	Years
WR	Tim Dwight	1994-97
OL	Duke Slater	1918-21
OL	Alex Karras	1956-57
C	Jerry Hilgenberg	1951-53
OL	John Niland	1963-65
OL	John Alt	1980-83
TE	Marv Cook	1985-88
QB	Chuck Long	1981-85
RB	Nile Kinnick	1937-39
RB	Ronnie Harmon	1982-85
FB	Bill Reichardt	1949-51

Defense

Pos.	Player	Years
DL	Lester Belding	1918-21
DL	Mike Enich	1938-40
DL	Calvin Jones	1953-55
DL	Jared DeVries	1995-98
DL	Dave Haight	1983-85
LB	Andre Tippet	1979-81
LB	Larry Station	1982-85
LB	Leroy Smith	1989-91
DB	Paul Krause	1961-63
DB	Willis Glassgow	1927-29
DB	Gordon Locke	1920-22

Chicago Sun-Times Names Iowa's Best

In October, 1961, *Chicago Sun-Times* sports reporter Jack Clarke selected an all-time team of Iowa Hawkeyes who played between 1919 and 1961. Following is that list of players:

Pos.	Player	Year
End	Lester Belding	1919
Tackle	Duke Slater	1921
Guard	Calvin Jones	1954
Center	Jerry Hilgenberg	1953
Guard	Francis Schammel	1934
Tackle	Alex Karras	1956
End	Erwin Prasse	1939
Back	Aubrey Devine	1921
Back	Nile Kinnick	1939
Back	Willis Glassgow	1929
Back	Gordon Locke	1921

Academic All-Americans**First Team**

Year	Name, Position
1952	Bill Fenton, E
1953	Bill Fenton, E
1975	Bob Elliott, DB
1985	Larry Station, LB
2001	Aaron Kampman, DL
2005	Mike Elgin, OL
2006	Mike Elgin, OL
	Mike Klinkenborg, LB
	Adam Shada, DB
2007	Mike Klinkenborg, LB
	Adam Shada, DB
2013	James Morris, LB
2017	Anthony Nelson, DL

Second Team

Year	Name, Position
1971	Dave Triplett, RB
1974	Bob Elliott, DB
1983	Larry Station, LB
1987	Chuck Hartlieb, QB
1992	Jason Olejniczak, DB
1997	Matt Reischl, OL
1998	Matt Reischl, OL
2000	Aaron Kampman, DL
2002	Nate Kaeding, PK
2014	Mark Weisman, RB
2015	Jordan Lomax, DB
2017	Parker Hesse, DL
2018	Anthony Nelson, DL

All-District

Year	Name, Position
1953	Jerry Hilgenberg, C
1992	Matt Whitaker, TE
1993	Jason Olejniczak, DB
1999	Aaron Kampman, DL
	Thad Sheldon, OL
	Rob Thein, RB
2000	Andrew Lightfoot, OL
2001	Andrew Lightfoot, OL
2002	Jared Clauss, DL
	Andrew Lightfoot, OL
2003	Jared Clauss, DL
	Nate Kaeding, PK
2004	Kody Asmus, OL
	Mike Elgin, OL
	Sean Considine, DB
2005	Andy Fenstermaker, P
	Mike Klinkenborg, LB
	Adam Shada, DB
2007	Anton Narinskiy, DL
2008	Rob Bruggeman, OL
	Anton Narinskiy, DL
	Julian Vandervelde, OL
2009	Julian Vandervelde, OL
2010	Tyler Nielsen, LB
	Jeff Tarpinian, LB
	Julian Vandervelde, OL
2011	Steve Bigach, DL
	Tyler Nielsen, LB
	James Vandenberg, QB
2012	Steve Bigach, DL
	James Morris, LB
	James Vandenberg, QB
2013	Jake Rudock, QB
	Brett Van Sloten, OL
2014	Jordan Lomax, DB

**National Football Foundation
Scholar-Athletes**

Year	Name
1968	John Charles Hendricks
1975	Bob Elliott
1987	Mike Flagg
1998	Derek Rose
2007	Mike Klinkenborg
2013	James Morris

Academic All-Big Ten

Year	Name, Position
1953	Bill Fenton, E
	Jerry Hilgenberg, C

1954	Warren Lawson, C
------	------------------

1955	Dick Deasy, T
------	---------------

1956	Frank Bloomquist, G
------	---------------------

1966	Bob Gibbs, HB
	Tony Williams, HB

1967	Tony Williams, HB
------	-------------------

1968	Ray Manning, E
------	----------------

1969	Ray Manning, E
	Steve Penney, R
	Kerry Reardon, WB

1970	Ray Manning, E
	Kerry Reardon, WB

1971	Dave Triplett, SE
------	-------------------

1974	Dave Bryant, NG
	Bob Elliott, DB
	Jim Hilgenberg, C
	Brandt Yocum, TE

1975	Dennis Armington, LB
	Bob Elliott, DB
	Jim Hilgenberg, C
	Nick Quartaro, PK
	Brandt Yocum, TE

1976	Rod Sears, DB
------	---------------

1978	Greg Gilbaugh, OG
	Tim Gutshall, LB
	Mario Pace, DB

1980	Dave Mayhan, OG
	Brad Webb, DE

1981	Dave Mayhan, OG
	Brad Webb, DE

1983	Dave Chambers, DB
------	-------------------

1984	Bill Happel, WR
	Larry Station, LB

1985	Mike Flagg, TE
	Bill Happel, WR
	Rob Houghtlin, PK
	Larry Station, LB

1986	Dave Croston, OL
	Mike Flagg, TE
	J. J. Puk, LB
	Mark Vlasic, QB

Year Name, Position

1987	Marv Cook, TE
	Mike Flagg, TE
	Chuck Hartlieb, QB
	J. J. Puk, LB
	Herb Wester, OL

1988	Mike Ertz, OL
	Greg Fedders, OL
	Chuck Hartlieb, QB

1989	Mike Ertz, OL
------	---------------

1990	Mike Dailey, LB
	Teddy Jo Faley, LB
	Jim Hartlieb, QB
	Mike Martens, WR
	Jason Olejniczak, DB
	Matt Whitaker, TE

1991	Mike Dailey, LB
	Teddy Jo Faley, LB
	Jim Hartlieb, QB
	Mike Martens, WR
	Jason Olejniczak, DB
	Matt Whitaker, TE

1992	Jim Hartlieb, QB
	Jason Olejniczak, DB
	Matt Whitaker, TE

1993	Jeff Andrews, DE
	Matt Eyde, QB
	Jason Olejniczak, DB

1994	Eric Hilgenberg, DE
	Josh McKillip, FB
	Jeff Westhoff, LB

1995	Trevor Bollers, FB
	Michael Burger, TE
	Aaron Granquist, FB
	Kory Hauser, QB
	Eric Hilgenberg, DE
	Matt Hughes, LB
	Aron Klein, DL
	Matt Reischl, OL
	Todd Romano, PK
	Derek Rose, OL
	Ted Serama, OL
	Jeff Westhoff, LB
	John Wilder, OL
	Chris Zdzenicki, DL

1996	Trevor Bollers, FB
	Michael Burger, RB
	Bill Ennis-Inge, DE
	Aaron Granquistm FB
	Matt Hughes, LB
	Aron Klein, DL
	Matt Reischl, OL
	Derek Rose, OL
	Ted Serama, OL
	Rob Thein, RB

Year	Name, Position	Year	Name, Position	Year	Name, Position	Year	Name, Position
1997	Plez Atkins, DB Trevor Bollers, FB Michael Burger, FB Matt Hughes, LB Aron Klein, DL Matt Reischl, OL Derek Rose, OL Rob Thein, RB	2002	Tony Burrier, LB Jared Clauss, DL Sean Considine, DB Adam Densmore, OL Robert Gallery, OT Erik Jensen, TE Nate Kaeding, PK Will Lack, OL Andrew Lightfoot, OL John Mickelson, OL John Morscheiser, DL Bruce Nelson, C Pete Traynor, OL	2007	Rob Bruggeman, OL A. J. Edds, LB Bryon Gattas, LB Brett Greenwood, DB Mike Humpal, LB Mike Klinkenborg, LB Matt Kroul, DL Bryan Mattison, DE Gavin McGrath, LB Brett Morse, FB Jayme Murphy, DB Daniel Murray, PK Anton Narinskiy, DL Daniel Olszta, LS Michael Sabers, TE Adam Shada, DB Jeff Tarpinian, LB Julian Vandervelde, OL	2011	Steve Bigach, DL Eric Guthrie, P Casey Kreiter, LS James Morris, LB Nick Nielsen, WR Tyler Nielsen, LB Woody Orne, OL Terrance Pryor, LB Steven Staggs, WR Kyle Steinbrecher, DB Jack Swanson, DB Brett Van Sloten, OL James Vandenberg, QB Jason White, RB
1998	Jay Bickford, OL Michael Burger, FB Mike Dolezal, LB Ryan Hansen, DB Matt Hughes, LB Kevin Kasper, WR Aron Klein, DL Kyle McCann, QB Roger Meyer, LB Matt Reischl, OL Derek Rose, OL Thad Sheldon, DL Joe Slattery, DB Matt Stockdale, DB Rob Thein, RB	2003	Kody Asmus, LS Nathan Chandler, QB Jared Clauss, DL Sean Considine, DB Brian Ferentz, OL Robert Gallery, OT Jacob Gancarczyk, LB Erik Jensen, TE Nate Kaeding, PK Ryan Majerus, TE Matt Melloy, WR Tom Revak, LB	2008	Wes Aeschliman, OL Rob Bruggeman, OL A. J. Edds, LB Matt Kroul, DT Nick Kuchel, WR Gavin McGrath, LB Brett Morse, FB Jayme Murphy, RB Daniel Murray, PK Anton Narinskiy, DL Tyler Nielsen, LB Seth Olsen, OL Michael Sabers, TE Andy Schulze, LS Jeff Tarpinian, LB Julian Vandervelde, OL	2012	Quinton Alston, LB Steve Bigach, DL Marcus Collins, LB Cole Fisher, OL Casey Kreiter, LS James Morris, LB Nick Nielsen, WR Travis Perry, LB Don Shumpert, WR Steven Staggs, WR Jack Swanson, DB Louis Trinca-Pasat, DL Brett Van Sloten, OL James Vandenberg, QB Mark Weisman, FB
1999	Ryan Barton, WR Jay Bickford, OL A. J. Blazek, OL Jay Dittman, DL Mike Dolezal, LB Ryan Hansen, DB Aaron Kampman, LB Kevin Kasper, WR Roger Meyer, LB Thad Sheldon, DL Joe Slattery, DB Matt Stockdale, DB Rob Thein, RB	2004	Kody Asmus, LS C. J. Barkema, TE Sean Considine, DB Mike Elgin, C Mike Humpal, LB Ryan Majerus, TE Matt Melloy, WR Alex Willcox, DL	2009	A. J. Edds, LB Josh Koeppel, OL Nick Kuchel, WR Travis Meade, DL Brett Morse, FB Jayme Murphy, RB Daniel Murray, PK Tyler Nielsen, LB Jack Swanson, DB Jeff Tarpinian, LB James Vandenberg, QB Julian Vandervelde, OL Jason White, DB	2013	Conor Boffeli, OL Cole Fisher, LB George Kittle, TE Casey Kreiter, LS Jordan Lomax, DB Nolan MacMillan, OL Riley McCarron, WR James Morris, LB Drew Ott, DL Travis Perry, LB Jake Rudock, QB Don Shumpert, WR Louis Trinca-Pasat, DL Brett Van Sloten, OL Mark Weisman, RB
2000	Ryan Barton, WR A. J. Blazek, OL Jared Clauss, DL Mike Dolezal, LB Ryan Hansen, DB Aaron Kampman, DL Kevin Kasper, WR Andrew Lightfoot, OL Roger Meyer, LB Bruce Nelson, C Matt Stockdale, DB Pete Traynor, OL Tony Burrier, LB	2005	C. J. Barkema, TE Andrew Becker, DB Bret Chinander, LB Mike Elgin, OG Andy Fenstermaker, P Mike Humpal, LB Mike Klinkenborg, LB Matt Kroul, DL Ryan Majerus, TE Matt Melloy, WR Daniel Olszta, LS Cy Phillips, QB Kevin Sherlock, FB Adam Shada, DB Paul Wilson, FB	2010	Steve Bigach, DL Justin Greiner, DB Josh Koeppel, OL Nick Kuchel, WR Nolan MacMillan, OL Brett Morse, FB Daniel Murray, PK Tyler Nielsen, LB Ross Petersen, LB Colin Sandeman, WR Jack Swanson, DB Jeff Tarpinian, LB Brett Van Sloten, OL James Vandenberg, QB Julian Vandervelde, OL Jason White, DB	2014	Nathan Bazata, DL Ike Boettger, OL Jake Duzey, TE Cole Fisher, LB George Kittle, TE Jordan Lomax, DB Riley McCarron, WR Drew Ott, DL Travis Perry, LB Macon Plewa, FB Jake Rudock, QB Louis Trinca-Pasat, DL Matt Vandenberg, WR Ryan Ward, OL Mark Weisman, RB
2001	Jeremy Allen, FB Tony Burrier, LB Jared Clauss, DL Sean Considine, DB Mike Dolezal, LB Robert Gallery, OT Erik Jensen, TE Nate Kaeding, PK Aaron Kampman, DL Andrew Lightfoot, OL Kyle McCann, QB Roger Meyer, LB Bruce Nelson, C Matt Stockdale, DB	2006	Mike Elgin, OG Andy Fenstermaker, P Mike Humpal, LB Mike Klinkenborg, LB Matt Kroul, DL Ryan Majerus, TE Daniel Olszta, LS Adam Shada, DB				

Year	Name, Position
2015	Nathan Bazata, DL Adam Cox, FB Jake Duzey, TE Cole Fisher, LB Parker Hesse, DE Josey Jewell, LB George Kittle, TE Jordan Lomax, DB Riley McCarron, WR Matt Nelson, DE Drew Ott, DL Travis Perry, LB Macon Plewa, FB Brandon Snyder, DB Matt VandeBerg, WR Kevin Ward, DB
2016	Nathan Bazata, DL C.J. Beathard, QB Jake Gervase, DB Parker Hesse, DE Garret Jansen, DL Josey Jewell, LB George Kittle, TE Drake Kulick, FB Riley McCarron, WR Anthony Nelson, DE Matt Nelson, DE Ben Niemann, LB Levi Paulsen, OL Peter Pekar, TE Miguel Recinos, K Brady Ross, FB Brandon Snyder, DB Nate Vejvoda, TE Kevin Ward, LB Ryan Ward, OL Sean Welsh, OL

Year	Name, Position
2017	Lane Akre, FB Nathan Bazata, DL Shaun Beyer, TE Brandon Bishop, WR Sam Brincks, DL Sam Cook, RB Dominique Dafney, WR James Daniels, OL Jake Gervase, DB Parker Hesse, DL T.J. Hockenson, TE Jake Hulet, DL Garret Jansen, DL Josey Jewell, LB Austin Kelly, LB Drake Kulick, FB John Milani, DB Anthony Nelson, DL Matt Nelson, DL Ben Niemann, LB Nick Niemann, LB Landan Paulsen, OL Levi Paulsen, OL Peter Pekar, TE Colten Rastetter, P Miguel Recinos, K Brady Reiff, DL Brady Ross, FB Ryan Schmidt, QB Caleb Shudak, K Brandon Snyder, DB Jacob Sobotka, LB Nate Stanley, QB Jackson Subbert, LS Matt VandeBerg, WR Nate Vejvoda, TE Kevin Ward, LB Tyler Wiegers, QB Nate Wieting, TE Jon Wisnieski, TE Toren Young, RB

Year	Name, Position
2018	Shaun Beyer, TE Sam Brincks, DE Drew Cook, TE Noah Feldman, TE Jake Gervase, DB Kyle Groeneweg, WR Parker Hesse, DE T.J. Hockenson, TE Garret Jansen, DL Mark Kallenberger, OL Austin Kelly, FB Jack Koerner, DB Joe Ludwig, FB John Milani, DB Anthony Nelson, DE Matt Nelson, DE Nick Niemann, LB Landan Paulsen, OL Levi Paulsen, OL Colten Rastetter, P Miguel Recinos, K Brady Reiff, DL Brady Ross, FB Ryan Schmidt, QB Bryce Schulte, TE Caleb Shudak, K Nate Stanley, QB Jackson Subbert, LS Drew Thomas, WR Nate Vejvoda, TE Kristian Welch, LB Nate Wieting, TE Toren Young, RB

Year	Name, Position	Year	Name, Position	Year	Name, Position	Year	Name, Position
1900	Clyde Williams, QB Joe Warner, T	1957	Alex Karras, T Jim Gibbons, E Frank Bloomquist, G Randy Duncan, QB	1987	Kerry Burt, DB Marv Cook, TE Quinn Early, WR Dave Haight, NG Chuck Hartlieb, QB Rob Houghtlin, K	2004	Matt Roth, DE Chad Greenway, LB Drew Tate, QB Abdul Hodge, LB Jonathan Babineaux, DL
1912	James Trickey, T	1958	Randy Duncan, QB Willie Fleming, HB	1988	Marv Cook, TE Dave Haight, NG Deven Harberts, WR Chuck Hartlieb, QB Bob Kratch, OT Joe Mott, DE Brad Quast, LB	2005	Chad Greenway, LB Kenny Iwebema, DL Jovon Johnson, DB
1913	Ralph McGinnis, FB	1959	Don Norton, E Bill Lapham, C Bob Jeter, HB	1989	Jim Johnson, DL Brad Quast, LB	2006	Mike Jones, OL
1916	Fred Becker, T	1960	Mark Manders, G Larry Ferguson, HB Wilburn Hollis, QB	1990	Nick Bell, RB Melvin Foster, LB Merton Hanks, DB Jim Johnson, DT Matt Rodgers, QB Matt Ruhland, DT Michael Titley, TE	2007	Mitch King, DT
1918	Harry Hunzelman, G Ronald Reed, E	1962	Larry Ferguson, HB	1991	Rob Baxley, OT John Derby, LB Mike Devlin, C Ron Geater, DT Danan Hughes, WR Matt Rodgers, QB Mike Saunders, RB Leroy Smith, DE	2008	Shonn Greene, RB Mitch King, DT Brandon Myers, TE Seth Olsen, OL
1919	Fred Slater, T Fred Lohman, FB Lester Belding, E Aubrey Devine, QB	1963	Mike Reilly, G Wally Hilgenberg, G	1992	Alan Cross, TE Scott Davis, OT Mike Devlin, C Carlos James, DB Mike Wells, DT	2009	Pat Angerer, LB Bryan Bulaga, OL Adrian Clayborn, DL Tony Moeaki, TE Dace Richardson, OL Tyler Sash, DB Amari Spivey, DB
1920	Fred Slater, T Aubrey Devine, QB Lester Belding, E	1964	Gary Snook, QB Karl Noonan, E	1993	Mike Wells, DT	2010	Adrian Clayborn, DL Derrell Johnson-Koulianos, WR Shaun Prater, DB Tyler Sash, DB
1921	Fred Slater, T Aubrey Devine, QB Gordon Locke, FB Lester Belding, E John Heldt, C Chester Mead, G Max Kadesky, E	1965	John Niland, G	1995	Nick Gallery, P	2011	Marvin McNutt, Jr., WR Shaun Prater, DB Riley Reiff, OL
1922	Gordon Locke, FB Paul Minick, G George Thompson, T	1968	Ed Podolak, TB Jon Meskimen, G Jon Meskimen, G	1996	Jared DeVries, DT Nick Gallery, P Damien Robinson, DB Sedrick Shaw, RB Ross Verba, OT	2012	Micah Hyde, DB
1923	Lowell Otte, E	1969	Craig Clemons, CB	1997	Tavian Banks, RB Jared DeVries, DL Tim Dwight, WR/KR Mike Goff, OL	2013	C.J. Fiedorowicz, TE B.J. Lowery, DB Brandon Scherff, OL
1924	Lowell Otte, E John Hancock, T Leland Parkin, QB William Fleckenstein, G	1971	Brian Rollins, SE	1998	Jared DeVries, DT	2014	Brandon Scherff, OL
1925	Richard Romey, E	1973	Earl Douthitt, DB	1999	Aaron Kampman, DL Bob Sanders, DB Eric Steinbach, OL	2015	Desmond King, DB Jordan Walsh, OL
1926	Emerson Nelson, T	1974	Rod Walters, T Joe Devlin, G	2000	Brad Banks, QB Fred Barr, LB Dallas Clark, TE Colin Cole, DT Robert Gallery, OT Howard Hodges, DE Nate Kaeding, PK Bruce Nelson, C Fred Russell, RB Bob Sanders, SS Eric Steinbach, OG	2016	Jaleel Johnson, DL Desmond King, DB
1927	Emerson Nelson, T	1975	Tom Rusk, LB	2001	Robert Gallery, OT Abdul Hodge, LB Nate Kaeding, PK Matt Roth, DE Bob Sanders, DB	2017	Joshua Jackson, DB Josey Jewell, LB Sean Welsh, OL
1928	Peter Westra, T Richard Brown, C Fred Roberts, G Willis Glassgow, HB	1977	Dennis Mosley, RB Leven Weiss, LB Jay Hilgenberg, C	2002	Robert Gallery, OT Abdul Hodge, LB Nate Kaeding, PK Matt Roth, DE Bob Sanders, DB	2018	A.J. Epenesa, DE Noah Fant, TE T.J. Hockenson, TE Amani Hooker, DB Ihmir Smith-Marsette, RS
1929	Fred Roberts, G Willis Glassgow, HB	1979	Andre Tippett, DE				
1933	Joe Laws, QB Francis Schammel, G	1980	Mark Bortz, DT Mel Cole, LB Pat Dean, NG Ron Hallstrom, OT Reggie Roby, P Andre Tippett, DE Lou King, CB				
1934	Ozzie Simmons, HB	1981	Mark Bortz, DT Reggie Roby, P Bobby Stoops, DB				
1935	Ozzie Simmons, HB	1982	John Alt, OT Paul Hufford, DT Chuck Long, QB Dave Moritz, WR Larry Station, LB Mike Stoops, DB				
1937	Nile Kinnick, TB Robert Lannon, E	1983	Ronnie Harmon, RB Paul Hufford, DT George Little, DT Chuck Long, QB Devon Mitchell, DB Larry Station, LB Mike Stoops, DB				
1938	Erwin Prasse, E	1984	Jeff Drost, DT Mike Haight, OT Ronnie Harmon, RB Rob Houghtlin, K Chuck Long, QB Jay Norvell, DB Hap Peterson, NG Larry Station, LB				
1939	Erwin Prasse, E Nile Kinnick, HB Mike Enich, T	1985	Rick Bayless, RB Dave Croston, OT Jeff Drost, DT Dave Haight, NG Bob Kratch, OG				
1940	Mike Enich, T	1986					
1942	Tom Farmer, QB						
1946	Earl Banks, G Dick Hoerner, FB						
1948	William Kay, T						
1950	Bill Reichardt, FB						
1951	Bill Reichardt, FB						
1952	Bill Fenton, E						
1953	Cal Jones, G Jerry Hilgenberg, C						
1954	Cal Jones, G						
1955	Cal Jones, G Eddie Vincent, HB						
1956	Alex Karras, T Ken Ploen, QB Donald Suchy, C Frank Gilliam, E						



Second Team All-Big Ten

Year	Name, Position
1948	Bob McKenzie, E
1949	Jack Dittmer, E
1953	Bill Fenton, E
1954	Frank Gilliam, E
	John Hall, T
	Earl Smith, B
	Eddie Vincent, B
1955	Eddie Vincent, B
1957	Robert Cummings, G
	Richard Klein, T
1958	Gary Grouwinkler, G
	Ray Jauch, HB
	Curt Merz, E
1959	Bill Lapham, C
	Ray Jauch, HB
1960	Sherwyn Thorson, G
1961	Bill Van Buren, C
	Al Hinton, T
	Sherwyn Thorson, G
	Cloyd Webb, E
1962	Earl McQuiston, G
1963	Paul Krause, HB
	Cloyd Webb, E
1964	John Niland, OG
1965	Bill Briggs, DT
	Dan Hilsabeck, LB
1966	Dick Gibbs, DB
	Dave Moreland, LB
1967	Al Bream, E
	Silas McKinnie, FB
	Steve Wilson, DB
1968	Al Bream, E
	Steve Wilson, DB
1969	Craig Clemons, DB
	Larry Ely, LB
	Ray Manning, E
	Layne McDowell, DT
1970	Craig Clemons, DB
	Layne McDowell, DT
	Levi Mitchell, HB
	John Muller, OT
1971	John Muller, OT
1972	John Muller, OT
	Earl Douthitt
	Andre Jackson, LB
	Rick Penny, DB
1973	Earl Douthitt, DB
1974	Joe Devlin, OG
	Lynn Heil, E
1975	Dave Bryant, MG
	Andre Jackson, LB
	Brandt Yocum, E
1976	Tom Rusk, LB
1977	John Harty, DT
	Tom Rusk, LB
1978	Tom Rusk, LB
	Brad Reid, WR
	John Harty, DT
1979	John Harty, DT
	Reggie Roby, P
1980	Keith Chapelle, WR
	Pat Dean, MG
	Jay Hilgenberg, C
	Andre Tippet, E
1981	Todd Simonsen, LB

Year	Name, Position
1982	John Alt, OT
	Joel Hilgenberg, C
	Brett Miller, OT
	Eddie Phillips, RB
	Larry Station, LB
1983	Joel Hilgenberg, C
	Joe Levelis, OG
	Tony Wancett, DL
1984	Owen Gill, RB
	Jonathon Hayes, TE
	Mike Haight, OT
	Keith Hunterm DB
	Kevin Spitzig, LB
1985	Mike Flagg, TE
	Bill Happel, WR
	Tom Humphrey, OG
	Devon Mitchell, DB
1986	Mike Flagg, TE
	Rob Houghtlin, PK
1987	Dick Sistrunk, DB
1988	Jeff Koeppel, OLB
1989	Jeff Koeppel, OLB
	Bill Anderson, OG
	Merton Hanks, DB
	Matt Ruhland, DL
1990	Rob Baxley, OT
	Nick Bell, RB
	John Derby, LB
	Mike Devlin, C
	Matt Ruhland, DL
	Mike Titley, TE
1991	Rob Baxley, OT
	John Derby, LB
	Alan Cross, TE
	Ron Geater, DL
	Mike Devlin, C
	Matt Rodgers, QB
1992	Mike Devlin, C
	Alan Cross, TE
	Scott Davis, OT
	Mike Ferroni, OG
	Danan Hughes, WR
	Carlos James, DB
1993	Larry Blue, DE
	Nick Gallery, P
	Matt Purdy, G
	Mike Wells, DL
1994	Matt Purdy, G
	Parker Wildeman, DL
1995	Matt Purdy, G
	Bobby Diaco, LB
	Scott Slutzker, TE
1996	Jared DeVries, DL
	Tim Dwight, WR
	Tom Knight, DB
	Damien Robinson, DB
	Matt Sherman, QB
1997	Tim Dwight, WR
	Plez Atkins, DB
	Derek Rose, C
1998	Eric Thigpen, DB
1999	Ladell Betts, RB
	Matt Bowen, DB
2000	Ladell Betts, RB
	Kevin Kasper, WR

Year	Name, Position
2001	Ladell Betts, RB
	Aaron Kampman, DL
	David Porter, OT
	Bob Sanders, DB
	Eric Steinbach, OG
2002	David Porter, OT
	Fred Barr, LB
	Howard Hodges, DL
	Nate Kaeding, K
	Derek Pagel, DB
	Fred Russel, RB
	Grant Steen, LB
2003	Howard Hodges, DL
	Fred Russel, RB
	Chad Greenway, LB
	Abdul Hodge, LB
2004	Abdul Hodge, LB
	Jonathon Babineaux, DL
	Clinton Solomon, WR
	Drew Tate, QB
2005	Abdul Hodge, LB
	Jovon Johnson, DB
	Kyle Schlicher, K
	Albert Young, RB
2006	Scott Chandler, TE
	Mike Jones, OG
	Mike Klinkenborg, LB
	Marcus Paschal, DB
	Marshal Yanda, OT
2007	Charles Godfrey, DB
	Mike Humpal, LB
	Mitch King, DL
	Bryan Mattison, DL
2008	Pat Angerer, LB
	Rob Bruggeman, OL
	Bryan Bulaga, OL
	Kyle Calloway, OL
	Ryan Donahue, P
	Matt Kroul, DL
	Brandon Myers, TE
	Amari Speivey, DB
2009	Kyle Calloway, OL
	Ryan Donahue, P
	A. J. Edds, LB
	Rafael Eubanks, OL
	Brett Greenwood, DB
	Derrell Johnson-Koulianos, WR
	Tony Moeaki, TE
	Dace Richardson, OL
	Amari Spivey, DB

Year	Name, Position
2010	Brett Greenwood, DB
	Jeremiha Hunter, LB
	Marvin McNutt, Jr., WR
	Riley Reiff, OL
	Allen Reisner, TE
	Karl Klug, DT
	Julian Vandervelde, OL
2011	Broderick Binns, DL
	Marcus Coker, RB
	Mike Daniels, DL
	Adam Gettis, OL
	Micah Hyde, CB
2012	James Ferentz, OL
2013	Carl Davis, DL
	Anthony Hitchens, LB
	Mike Meyer, PK
	James Morris, LB
	Brett Van Sloten, OL
2014	Quinton Alston, LB
	Austin Blythe, OL
	Carl Davis, DL
	Drew Ott, DL
	Louis Trinca-Pasat, DL
2015	C.J. Beathard, QB
	Austin Blythe, OL
	Josey Jewell, LB
	Marshall Koehn, PK
2016	Josey Jewell, LB
	Jaleel Johnson, DL
	Desmond King, RS
2017	Sean Welsh, OL
2018	A.J. Epenesa, DE
	Noah Fant, TE
	T.J. Hockenson, TE
	Alaric Jackson, OL
	Anthony Nelson, DE
	Ross Reynolds, OL
	Ihmir Smith-Marsette, RS

Third Team All-Big Ten

Year	Name, Position
2015	Jordan Canzeri, RB
	Jordan Lomax, DB
	Nate Meier, DE
2016	Ron Coluzzi, P
	Akrum Wadley, RB
	Sean Welsh, OL
	James Daniels, OL
	Cole Croston, OL
2017	Noah Fant, TE
	Anthony Nelson, DL
	Akrum Wadley, RB
2018	Anthony Nelson, DE
	Keegan Render, OL
	Ross Reynolds, OL

Note: Individual Big Ten award winners are listed on p. 172.

Year	Name, Position
1889	Martin Sampson, HB
1890	Arthur Smith, QB
1891	Frank Pierce, QB
1892	Allen Sanford, HB
1893	Lloyd Elliott, FB
1894	Prince Sawyer, QB
1895	Kalita Leighton, G
1896	Iver Iverson, C
1897	J. Walker, G
1898	Samuel Hobbs, FB
1899	Moray Eby, T
1900	John Griffith, FB
1901	Clyde Williams, QB
1902	H.S. Hollenbeck, G
1903	C.H. Coulthard, E
1904	Nyle Jones, HB
1905	A.E. McGowan, FB
1906	George Allen, HB
1907	R.A. White, E
1908	Charles Kirk, FB
1909	H.R. Gross, T
1910	M.W. Hyland, E
1911	J.R. Murphy, FB HB
1912	Henry Hanson, G
1913	Ralph McGinnis, FB
1914	A.H. Gunderson, E
1915	Irving Barron, T
1916	Charles Laun, FB
1917	J.E. Davis, HB
1918	Ronald Reed, E

Year	Name, Position
1919	Fred Lohman, FB
1920	William Kelly, QB
1921	Aubrey Devine, HB
1922	Gordon Locke, FB
1923	Glenn Miller, HB
1924	Leland Parkin, QB
1925	Harold Griffen, C
1926	Paul Smith, E
1927	Emerson Nelson, T
1928	Richard Brown, C
1929	Willis Glassgow, HB
1930	Grover Higdon, G
1931	Oliver Sansen, FB
1932	Marcus Magnussen, C
1933	Tom Moore, C
1934	Russell Fisher, HB
1935	Richard Crayne, FB
1936	John Hild, HB Ted Osmaloski, C
1937	Homer Harris, E
1938	Jack Eicherly, HB
1939	Erwin Prasse, E
1940	Mike Enich, T
1941	William Diehl, C
1943	Robert Liddy, G William Barbour, E
1952	Bill Fenton, E
1953	Andrew Hough, T
1954	George Broeder, FB
1955	Calvin Jones, G
1956	Richard Deasy, T Donald Suchy, C

Year	Name, Position
1957	Jim Gibbons, E
1958	John Nocera, FB
1959	Don Norton, E Ray Jauch, HB
1960	Jerry Mauren, HB
1961	Bill Van Buren, C Wilburn Hollis, QB
1962	Larry Ferguson, HB
1963	Paul Krause, HB Wally Hilgenberg, G
1964	Tony Giacobazzi, E
1965	Karl Noonan, FL
1966	Dick Gibbs, DB Dan Hilsabeck, LB
1967	Tony Williams, DB Silas McKinnie, TB
1968	Ed Podolak, TB Steve Wilson, DB
1969	Jon Meskimen, OL Larry Ely, LB
1970	Ray Manning, TE Dan McDonald, LB
1971	Geoff Michelosen, OB Craig Clemons, DB
1972	Craig Darling, OL Dave Harris, TB Dave Simms, LB
1973	Dan Dickel, DE Brian Rollins, SE Roger Jerrick, C
1974	Dan McCarney, OG Earl Douthitt, DB
1975	Andre Jackson, LB Brandt Yocom, TE
1976	Tom Grine, TE Jim Caldwell, DB
1977	Jim Hilgenberg, C Dean Moore, LB

Year	Name, Position
1978	Jon Lazar, FB Tom Rusk, LB Tim Gutshall, LB Dave Becker, DB
1979	Jim Molini, DE Mario Pace, DB Sam Palladino, OT Cedric Shaw, DB Jim Swift, TE
1980	Kent Ellis, DB John Harty, DT Dean McKillip, FB Matt Petrzela, OT Bryan Skradis, DE Phil Suess, QB
1981	Tracy Crocker, DB Pete Gales, QB Bruce Kittle, OT Andre Tippet, DE Brad Webb, DE
1982	Mark Bortz, DT Norm Granger, FB Mike Hufford, TE Brett Miller, OT Bobby Stoops, DB
1983	Norm Granger, FB Jon Roehlk, OG Dave Strobel, DE
1984	Owen Gill, RB Jonathan Hayes, TE Paul Hufford, DT Keith Hunter, DB Kevin Spitzig, LB
1985	Mike Haight, OT Ronnie Harmon, RB Chuck Long, QB Hap Peterson, NG Larry Station, LB
1986	Dave Croston, OT George Davis, LB Jeff Drost, DT Ken Sims, DB Mark Vlasic, QB
1987	Kerry Burt, DB Quinn Early, WR Mike Flagg, TE Dave Haight, NG J.J. Puk, LB Herb Wester, OT

Year	Name, Position	Year	Name, Position	Year	Name, Position	Year	Name, Position
1988	Marv Cook, TE Dave Haight, NG Chuck Hartlieb, QB Bob Kratch, OT Jim Reilly, LB	1999	Matt Bowen, DB Scott Pospisil, DL Randy Reiners, QB Travis Senters, LB Rob Thein, FB	2008	Rob Bruggeman, OL Shonn Greene, RB Mitch King, DL Matt Kroul, DL Gavin McGrath, LB	2017	Joshua Jackson, DB Josey Jewell, LB Nate Stanley, QB Kevin Ward, LB Sean Welsh, OL
1989	Bill Anderson, OL Richard Bass, FB Jeff Koepfel, DL Tom Poholsky, QB Brad Quast, LB Anthony Wright, DB	2000	Jason Baker, P A.J. Blazek, OL Anthony Herron, DL Kevin Kasper, WR LeVar Woods, LB	2009	Pat Angerer, LB Adrian Clayborn, DE A.J. Edds, LB Tony Moeaki, TE Ricky Stanzi, QB	2018	Jake Gervase, DB Parker Hesse, DE Keegan Render, OL Nate Stanley, QB
1990	Greg Aegerter, OL Merton Hanks, DB Jim Johnson, DL Tony Stewart, RB	2001	Ladell Betts, RB Aaron Kampman, DL Kyle McCann, QB Derek Pagel, DB Matt Stockdale, DB	2010	Adrian Clayborn, DE Brett Greenwood, DB Karl Klug, DT Brett Morse, FB Ricky Stanzi, QB		
1991	Rob Baxley, OL John Derby, LB Matt Rodgers, QB Leroy Smith, DE	2002	Brad Banks, QB Fred Barr, LB Colin Cole, DT Nate Kaeding, PK Bruce Nelson, C	2011	Mike Daniels, DL Eric Guthrie, P Marvin McNutt, Jr. WR Tyler Nielsen, LB James Vandenberg, QB		
1992	Mike Devlin, C Bret Bielema, DL	2003	Robert Gallery, OT Howard Hodges, DE Nate Kaeding, PK Fred Russell, RB Bob Sanders, DB	2012	James Ferentz, OL Christian Kirksey, LB Mike Meyer, PK James Morris, LB James Vandenberg, QB		
1993	Larry Blue, DE Paul Burmeister, QB Mike Wells, DT	2004	Jonathan Babineaux, DL Matt Roth, DE Ed Hinkel, WR Sean Considine, DB Pete McMahon, OL David Bradley, P	2013	Christian Kirksey, LB Casey Kreiter, LS James Morris, LB Brett Van Sloten, OL Mark Weisman, RB		
1994	John Hartlieb, LB Harold Jasper, WR Ryan Terry, RB Parker Wildeman, DL	2005	Brian Ferentz, OL Ed Hinkel, WR Marcus Schnoor, RB Chad Greenway, LB Abdul Hodge, LB	2014	Quinton Alston, LB Brandon Scherff, OL Louis Trinca-Pasat, DL Mark Weisman, RB		
1995	Lloyd Bickham, DL Chris Jackson, DB Matt Purdy, OL Casey Wiegmann, OL	2006	Marshal Yanda, OL Mike Elgin, OL Miguel Merrick, DB Mike Klinkenborg, LB Bryan Mattison, DE	2015	C.J. Beathard, QB Austin Blythe, OL Josey Jewell, LB Jordan Lomax, DB Drew Ott, DE		
1996	Bill Ennis-Inge, DE Tom Knight, DB Sedrick Shaw, RB Ross Verba, OL	2007	Tom Busch, FB Mike Humpal, LB Bryan Mattison, DE Daniel Olszta, OL Albert Young, RB	2016	C.J. Beathard, QB LeShun Daniels, Jr., RB Josey Jewell, LB Desmond King, DB Ron Coluzzi, P		
1997	Kerry Cooks, DB Tim Dwight, WR Jon LaFleur, DT Matt Sherman, QB						
1998	Michael Burger, FB Jared DeVries, DT Matt Hughes, LB Derek Rose, OL						

Year	Name, Position	Year	Name, Position	Year	Name, Position	Year	Name, Position
1924	Leland Parkin, QB	1970	Dave Clement, LB	1991	Rob Baxley, OL Gary Clark, DB Rod Davis, DL John Derby, LB Jon Filloon, WR Ron Geater, DT Eddie Polly, DB Matt Rodgers, QB Mike Saunders, RB Jeff Skillett, K Leroy Smith, DL Dave Turner, OL Brian Wise, DB	2005	Abdul Hodge, LB Chad Greenway, LB Ed Hinkel, WR Albert Young, RB
1925	Donald Graham, FB	1971	Craig Clemons, DB			2006	Mike Klinkenborg, LB Marshal Yanda, OL
1926	Nick Kutsch, HB	1972	Dan Dickel, DE	1992	Mike Devlin, C Carlos James, DB Mike Wells, DT	2007	Mike Humpal, LB Albert Young, RB
1927	Emerson Nelson, T	1973	Brian Rollins, SE	1993	Larry Blue, DE Paul Burmeister, QB Harold Jasper, WR Mike Wells, DT	2008	* Shonn Greene, RB Mitch King, DT
1928	Willis Glassgow, HB	1974	Rob Fick, QB	1994	Kent Kahl, FB Marquis Porter, DB Parker Wildeman, DL	2009	Pat Angerer, LB Ricky Stanzi, QB
1929	* Willis Glassgow, HB	1975	Andre Jackson, LB	1995	Bobby Diaco, LB Sedrick Shaw, RB Casey Wiegmann, C	2010	Karl Klug, DL Ricky Stanzi, QB
1930	Oliver Sansen, FB	1976	Butch Caldwell, QB Tom Grine, TE	1996	Tim Dwight, WR Damien Robinson, DB Sedrick Shaw, RB Ross Verba, OT	2011	Broderick Binns, DL Marvin McNutt, Jr., WR
1931	Oliver Sansen, FB	1977	Dean Moore, LB Rod Sears, DB	1997	Tavian Banks, RB Kerry Cooks, DB Jared DeVries, DL Tim Dwight, WR	2012	James Ferentz, OL Micah Hyde, DB
1932	Joe Laws, HB	1978	Brad Reid, SE	1998	Jared DeVries, DL Derek Rose, C	2013	Anthony Hitchens, LB Brandon Scherff, OL
1933	* Joe Laws, HB	1979	Dennis Mosley, RB	1999	Ladell Betts, RB Matt Bowen, DB	2014	Brandon Scherff, OL Louis Trinca-Pasat, DL
1934	Dick Crayne, FB	1980	Keith Chappelle, WR	2000	Kevin Kasper, WR LeVar Woods, LB	2015	C.J. Beathard, QB Desmond King, DB
1935	Dick Crayne, FB	1981	Mel Cole, LB	2001	Ladell Betts, RB Bob Sanders, DB	2016	C.J. Beathard, QB LeShun Daniels, Jr., RB Josey Jewell, DB
1936	Homer Harris, E	1982	Bobby Stoops, DB	2002	* Brad Banks, QB C. J. Jones, WR Andrew Lightfoot, OG Bruce Nelson, C David Porter, OT Ben Sobieski, OG Eric Steinbach, OG Fred Barr, LB Scott Boleyn, DB Colin Cole, DT D. J. Johnson, DB Derek Pagel, DB	2017	Josey Jewell, LB Akrum Wadley, RB
1937	Bob Lannon, E	1983	Norm Granger, FB Chuck Long, QB Dave Moritz, WR	2003	Robert Gallery, OT Bob Sanders, DB	2018	T.J. Hockenson, TE Amani Hooker, DB
1938	Erwin Prasse, E	1984	Ronnie Harmon, RB	2004	Drew Tate, QB Jonathan Babineaux, DL		
1939	* Nile Kinnick, HB	1985	Nate Creer, DB Mike Haight, OT Bill Happel, SE Ronnie Harmon, TB Scott Helverson, WB Tom Humphrey, OG * Chuck Long, QB George Millett, DE Devon Mitchell, DB Jay Norvell, DB Kelly O'Brien, OG Hap Peterson, NG Larry Station, LB				
1940	Mike Enich, T						
1941	William Diehl, C						
1942	Tom Farmer, QB						
1943	Bob Liddy, G						
1944	Bob Snyder, C						
1945	Arthur Johnson, FB						
1946	William Kay, T						
1947	Harold Schoener, E						
1948	Al DiMarco, QB						
1949	Jack Dittmer, E						
1950	Harold Bradley, T						
1951	* Bill Reichardt, FB						
1952	William Fenton, E						
1953	William Fenton, E						
1954	Warren Lawson, C						
1955	Jerry Reichow, QB						
1956	* Ken Ploen, QB						
1957	Bob Commings, G						
1958	* Randy Duncan, QB						
1959	Don Norton, E						
1960	Bernie Wyatt, HB						
1961	Al Hinton, T						
1962	Larry Ferguson, HB						
1963	Mike Reilly, G						
1964	Karl Noonan, FL						
1965	Dave Long, DE						
1966	Dick Gibbs, DB						
1967	Silas McKinnie, TB						
1968	Ed Podolak, TB						
1969	Larry Ely, LB						

* -- won Chicago Tribune Silver Trophy given to Big Ten MVP

1936 NFL Draft

Rd. 1 Dick Crayne, Brooklyn (4th) FB

1938 NFL Draft

Rd. 5 Bob Lawson, Philadelphia

1939 NFL Draft

Rd. 16 Frank Balazs, Green Bay B

1940 NFL Draft

Rd. 2 Nile Kinnick, Brooklyn HB

Rd. 9 Erwin Prasse, Detroit E

Rd. 20 Henry Luebcke, Green Bay OL

1941 NFL Draft

Rd. 10 Mike Enich, Green Bay OL

1942 NFL Draft

Rd. 3 Bill Green, Green Bay FB

Rd. 10 Bill Diehl, Detroit OL

Rd. 20 Al Couppee, Washington B

1943 NFL Draft

Rd. 2 Tom Farmer, Cleveland RB

Rd. 8 Bill Parker, Cleveland E

Rd. 16 Bill Burkett, Brooklyn E

1945 NFL Draft

Rd. 2 Stan Mohrbacher, Detroit OL

Rd. 3 Forest Masterson, Chicago Bears C

Rd. 12 Ben Trickey, Detroit

Rd. 14 Chuck Uknes, Cleveland

Rd. 16 Jim Keane, Chicago Bears E

Rd. 17 Dick Hoerner, Cleveland RB

Rd. 17 Bruno Niedziela, Chicago Bears T

Rd. 19 Sam Vacanti, New York Giants

Rd. 21 Ted Curren, Brooklyn HB

1946 NFL Draft

Rd. 11 Tom Hand, Green Bay

1947 NFL Draft

Rd. 13 Bob Sullivan, Boston HB

Rd. 21 Hal Schoener, N. Y. Giants E

Rd. 22 Jim Smith, Washington QB

Rd. 29 Herb Schoener, Washington FB/E

1947 AAFC Draft

Rd. 16 Bruno Niedziela, Chicago Rockets T

Rd. 17 Bob Sullivan, L. A. Rams HB

Rd. 20 Russ Benda, Chicago Rockets OL

Rd. 24 Dave Day, Chicago Rockets OL

Dick Hoerner, Cleveland FB

1948 NFL Draft

Rd. 17 Joe Grothus, New York Giants OL

Rd. 21 Dick Woodward, N. Y. Giants C

Rd. 25 Jim Shoa, Boston

1948 AAFC Draft

Rd. 9 Lou King, Buffalo QB

1949 NFL Draft

Rd. 4 Bill Kay, New York Giants OL

Rd. 11 Jim Cozad, Los Angeles Rams OL

Rd. 18 Webb Halbert, Chicago Cardinals

Rd. 25 Ralph Doran, New York Giants HB

1949 AAFC Draft

Rd. 25 Joe Grothus, Baltimore OL

1950 NFL Draft

Rd. 9 Don Winslow, Washington OL

1951 NFL Draft

Rd. 25 Glenn Drah, Philadelphia QB

Rd. 30 Jerry Faske, San Francisco

1952 NFL Draft

Rd. 7 Bill Reichardt, Green Bay RB

Rd. 8 Hubert Johnson, Washington

1954 NFL Draft

Rd. 4 Jerry Hilgenberg, Cleveland OL

Rd. 12 Don Chelf, Baltimore G

Rd. 14 Jim Head, Cleveland

Rd. 16 Dusty Rice, New York Giants HB

1955 NFL Draft

Rd. 3 John Hall, Cleveland T

Rd. 16 Don Suchy, Cleveland OL

Rd. 20 Lou Matykievicz, Pittsburgh LB

Rd. 29 Dick Klein, Chicago Bears T

1956 NFL Draft

Rd. 4 Jerry Reichow, Detroit QB

Rd. 5 Jim Freeman, L. A. Rams E

Rd. 9 Cal Jones, Detroit OL

Rd. 6 Eddie Vincent, L. A. Rams HB

Rd. 12 Roger Swedberg, San Francisco OL

1957 NFL Draft

Rd. 7 Frank Gilliam, Green Bay E

Rd. 10 Don Dobrino, Washington HB

Rd. 16 John Nocera, Philadelphia LB

Rd. 19 Ken Ploen, Cleveland QB

1958 NFL Draft

Rd. 1 Alex Karras, Detroit (10th) DT

Rd. 4 Frank Rigney, Philadelphia T

Rd. 5 Jim Gibbons, Cleveland E

Rd. 14 Bill Lapham, Philadelphia C

Rd. 17 Bill VanBuren, Philadelphia OL

Rd. 18 John Burroughs, Philadelphia T

Rd. 26 Frank Bloomquist, Washington OL

1959 NFL Draft

Rd. 1 Randy Duncan, Green Bay (1st) QB

Rd. 6 Mac Lewis, Chicago Cardinals OT

Rd. 7 Mitch Ogiedo, Washington QB

Rd. 28 Fred Long, Baltimore FB

1960 NFL Draft

Rd. 2 Bob Jeter, Green Bay DB/HB

Rd. 3 Curt Merz, Philadelphia E

Rd. 5 Don Norton, Philadelphia E

Rd. 18 Charley Lee, Pittsburgh T

Rd. 19 Bob Hain, Philadelphia OL

1960 AFL Draft

1st pick Bob Hain, L. A. Chargers OL

1st pick Don Horn, L. A. Chargers FB

1st pick Ray Jauch, Buffalo HB

1st pick Bob Jeter, L. A. Chargers DB/HB

1st pick Curt Merz, New York Titans E

1st pick Don Norton, Minneapolis E

1st pick Olen Treadway, Denver QB

1961 NFL Draft

Rd. 14 Willie Fleming, Philadelphia HB

Rd. 19 Bernie Wyatt, Pittsburgh HB

Exp. Bill Lapham, Minnesota C

1961 AFL Draft

Rd. 10 Charley Lee, Houston T

1962 NFL Draft

Rd. 4 Larry Ferguson, Detroit RB

Rd. 7 Sherwyn Thorson, L. A. Rams OL

Rd. 9 Wilburn Hollis, St. Louis QB

Rd. 13 Bill Whisler, San Francisco E

1962 AFL Draft

Rd. 3 Sherwyn Thorson, Boston OL

Rd. 6 Al Hinton, Dallas Texans T

Rd. 13 Wilburn Hollis, New York Titans QB

Rd. 17 Larry Ferguson, Oakland HB

Rd. 23 Bill VanBuren, Houston C

Rd. 32 Bernie Wyatt, Houston HB

1963 NFL Draft

Rd. 10 Earl McQuiston, Green Bay OL

Rd. 12 Bill Perkins, Dallas Cowboys FB/E

Rd. 14 Joe Williams, New York Giants FB

Rd. 15 Matt Szykowny, Pittsburgh QB

1964 NFL Draft

Rd. 2 Paul Krause, Washington DB

Rd. 4 Wally Hilgenberg LB

Rd. 4 Mike Reilly, Chicago Bears LB

Rd. 12 Bob Sherman, Pittsburgh B

Rd. 13 Cloyd Webb, Chicago Bears DE

Rd. 17 Gus Kasapis, Chicago Bears T

NOTE: Players selected in the first round of the NFL Draft have the number of their selection included.

1964 AFL Draft

Rd. 5	Mike Reilly, Buffalo	LB
Rd. 8	Wally Hilgenberg, Denver	LB
Rd. 11	Cloyd Webb, Buffalo	DE
Rd. 12	Paul Krause, Denver	DB

1965 NFL Draft

Rd. 20	Tony Giacobazzi, St. Louis	E
--------	----------------------------	---

1966 NFL Draft

Rd. 1	John Niland, Dallas (5th)	OG
Rd. 3	Al Randolph, San Francisco	DB
Rd. 3	Dave Long, St. Louis	DE
Rd. 4	Gary Snook, St. Louis	QB
Rd. 5	Bill Briggs, New York Giants	DE
Rd. 11	Cliff Wilder, New York Giants	E
Exp.	Dave Recher, Atlanta	C
Exp.	Bob Sherman, Atlanta	B

1966 AFL Draft

Rd. 6	Dave Long, Houston	DE
Rd. 13	John Niland, Oakland	OG

1966 AFL Redshirt Draft

Rd. 6	Joe Beauchamp, San Diego	
-------	--------------------------	--

1967 NFL/AFL Draft

Rd. 7	Bob Ziolkowski, Green Bay	T
Rd. 13	Rich Gibbs, San Francisco	DB

1969 NFL/AFL Draft

Rd. 2	Ed Podolak, Kansas City	RB
Rd. 14	Al Bream, Kansas City	WR

1970 NFL Draft

Rd. 4	Paul Laaveg, Washington	OL
Rd. 6	Mike Cilek, Cleveland	QB
Rd. 13	Rich Stepanek, Atlanta	OL
Rd. 16	Larry Ely, Cincinnati	LB

1971 NFL Draft

Rd. 6	Kerry Reardon, Kansas City	DB
Rd. 9	Tim Sullivan, Minnesota	FB
Rd. 10	Layne McDowell, Boston	OL

1972 NFL Draft

Rd. 1	Craig Clemons, Chicago (12th)	DB
Rd. 6	Charles Bolden, Dallas	DB
Rd. 9	Larry Horton, Chicago	DT

1973 NFL Draft

Rd. 7	John Muller, Green Bay	OL
Rd. 8	Craig Darling, Minnesota	OL
Rd. 8	Bill Windauer, Baltimore	DT
Rd. 15	Charles Cross, Pittsburgh	DB

1974 NFL Draft

Rd. 7	Dan Dickel, Baltimore	LB
-------	-----------------------	----

1975 NFL draft

Rd. 7	Earl Douthitt, Chicago	DB
-------	------------------------	----

1976 NFL Draft

Rd. 1	Rod Walters, Kansas City (14th)	OL
Rd. 2	Joe Devlin, Buffalo	OL
Rd. 2	Jim Jensen, Dallas	RB
Rd. 7	Rod Wellington, Kansas City	RB
Rd. 9	Warren Peiffer, New Orleans	DT
Exp.	Earl Douthitt, Tampa Bay	DB
Exp.	Larry Ely, Tampa Bay	LB

1978 NFL Draft

Rd. 9	Dean Moore, San Francisco	LB
Rd. 10	Barry Tomasetti, Dallas	DL

1979 NFL Draft

Rd. 9	Tom Rusk, New York Giants	LB
Rd. 12	Dave Becker, Chicago	DB

1980 NFL Draft

Rd. 9	Dennis Mosley, Minnesota	RB
Rd. 9	Jim Swift, Seattle	TE

1981 NFL Draft

Rd. 2	John Harty, San Francisco	DL
Rd. 11	Keith Chappelle, Atlanta	WR
Rd. 11	Matt Petrzalka, San Diego	OL

1982 NFL Draft

Rd. 1	Ron Hallstrom, Green Bay (22nd)	OL
Rd. 2	Andre Tippet, New England	LB

1983 NFL Draft

Rd. 5	Brett Miller, Atlanta	OL
Rd. 6	Reggie Roby, Miami	P
Rd. 8	Mark Bortz, Chicago	OL

1984 NFL Draft

Rd. 1	John Alt, Kansas City (21st)	OL
Rd. 4	Joel Hilgenberg, New Orleans	OL
Rd. 5	Norm Granger, Dallas	FB
Rd. 6	Joe Levelis, Dallas	OL
Rd. 10	Dave Moritz, San Francisco	SE

1985 NFL Draft

Rd. 2	Owen Gill, Seattle	FB
Rd. 2	Jon Hayes, Kansas City	TE
Rd. 3	George Little, Miami	DL
Rd. 8	Dave Strobel, Cincinnati	DE

1986 NFL Draft

Rd. 1	Chuck Long, Detroit (12th)	QB
Rd. 1	Ronnie Harmon, Buffalo (16th)	RB
Rd. 1	Mike Haight, New York Jets (22nd)	OL
Rd. 4	Devon Mitchell, Detroit	DB
Rd. 11	Larry Station, Pittsburgh	LB

1987 NFL Draft

Rd. 3	Dave Croston, Green Bay	OL
Rd. 3	Chris Gambol, Indianapolis	OL
Rd. 4	Mark Vlasic, San Diego	QB
Rd. 8	Jeff Drost, Green Bay	DL

1988 NFL Draft

Rd. 3	Quinn Early, San Diego	WR
Rd. 4	Kevin Harmon, Seattle	RB
Rd. 5	Herb Wester, Cincinnati	OL
Rd. 10	Joe Schuster, Philadelphia	DL

1989 NFL Draft

Rd. 3	Marv Cook, New England	TE
Rd. 3	Bob Kratch, New York Giants	OL
Rd. 3	Joe Mott, New York Jets	LB
Rd. 12	Chuck Hartlieb, Houston	QB

1990 NFL Draft

Rd. 7	Bill Anderson, Chicago	OL
Rd. 10	Brad Quast, New York Jets	LB

1991 NFL Draft

Rd. 2	Nick Bell, LA Raiders	RB
Rd. 5	Merton Hanks, San Francisco	DB
Rd. 10	Michael Titley, Miami	TE
Rd. 11	Tony Stewart, Seattle	RB

1992 NFL Draft

Rd. 7	Ron Geater, Denver	DL
Rd. 8	Mike Saunders, Pittsburgh	RB
Rd. 11	Rob Baxley, Phoenix	OL
Rd. 12	Matt Rodgers, Buffalo	QB

1993 NFL Draft

Rd. 5	Mike Devlin, Buffalo	OL
Rd. 6	Scott Davis, New York Giants	OL
Rd. 7	Danan Hughes, Kansas City	WR

1994 NFL Draft

Rd. 4	Mike Wells, Minnesota	DL
-------	-----------------------	----

1995 NFL Draft

Rd. 6	Fritz Fequiere, Denver	OL
-------	------------------------	----

1996 NFL Draft

Rd. 3	Scott Slutzker, Indianapolis	TE
-------	------------------------------	----

1997 NFL Draft

Rd. 1	Tom Knight, Arizona (9th)	DB
Rd. 1	Ross Verba, Green Bay (30th)	OL
Rd. 3	Sedrick Shaw, New England	RB
Rd. 4	Damien Robinson, Philadelphia	DB

1998 NFL Draft

Rd. 3	Mike Goff, Cincinnati	OL
Rd. 4	Tavian Banks, Jacksonville	RB
Rd. 4	Tim Dwight, Atlanta	WR
Rd. 5	Kerry Cooks, Minnesota	DB

Exp. -- expansion selections

1999 NFL Draft

Rd. 3	Jared DeVries, Detroit	DL
Rd. 6	Eric Thigpen, Atlanta	DB

2000 NFL Draft

Rd. 5	Austin Wheatley, New Orleans	TE
Rd. 6	Matt Bowen, St. Louis	DB

2001 NFL Draft

Rd. 6	Kevin Kasper, Denver	WR
-------	----------------------	----

2002 NFL Draft

Rd. 2	Ladell Betts, Washington	RB
Rd. 5	Aaron Kampman, Green Bay	DL
Rd. 6	Kahlil Hill, Atlanta	WR

2003 NFL Draft

Rd. 1	Dallas Clark, Indianapolis (24th)	TE
Rd. 2	Eric Steinbach, Cincinnati	OL
Rd. 2	Bruce Nelson, Carolina	C
Rd. 5	Derek Pagel, New York Jets	DB
Rd. 5	Ben Sobieski, Buffalo	OL

2004 NFL Draft

Rd. 1	Robert Gallery, Oakland (2nd)	OL
Rd. 2	Bob Sanders, Indianapolis	DB
Rd. 3	Nate Kaeding, San Diego	PK
Rd. 7	Jared Clauss, Tennessee	DL
Rd. 7	Erik Jensen, St. Louis	TE

2005 NFL Draft

Rd. 2	Matt Roth, Miami	DE
Rd. 2	Jonathan Babineaux, Atlanta	DL
Rd. 4	Sean Considine, Philadelphia	DB
Rd. 6	Tony Jackson, Seattle	TE
Rd. 6	Pete McMahon, Oakland	OL

2006 NFL Draft

Rd. 1	Chad Greenway, Minnesota (17th)	LB
Rd. 3	Abdul Hodge, Green Bay	LB

2007 NFL Draft

Rd. 3	Marshal Yanda, Baltimore	OL
Rd. 4	Scott Chandler, San Diego	TE
Rd. 7	Mike Elgin, New England	OL

2008 NFL Draft

Rd. 3	Charles Godfrey, Carolina	DB
Rd. 4	Ken Iwebema, Arizona	DE
Rd. 6	Mike Humpal, Pittsburgh	LB

2009 NFL Draft

Rd. 3	Shonn Greene, New York Jets	RB
Rd. 3	Bradley Fletcher, St. Louis	DB
Rd. 4	Seth Olsen, Denver	OL
Rd. 6	Brandon Myers, Oakland	TE

2010 NFL Draft

Rd. 1	Bryan Bulaga, Green Bay (23rd)	OL
Rd. 2	Pat Angerer, Indianapolis	LB
Rd. 3	Amari Spivey, Detroit	DB
Rd. 3	Tony Moeaki, Kansas City	TE
Rd. 4	A. J. Edds, Miami	LB
Rd. 6	Kyle Calloway, Buffalo	OL

2011 NFL Draft

Rd. 1	Adrian Clayborn, Tampa Bay (20th)	DE
Rd. 4	Christian Ballard, Minnesota	DL
Rd. 5	Ricky Stanz, Kansas City	QB
Rd. 5	Karl Klug, Tennessee	DL
Rd. 5	Julian Vandervelde, Philadelphia	OL
Rd. 6	Tyler Sash, New York Giants	DB

2012 NFL Draft

Rd. 1	Riley Reiff, Detroit (23rd)	OL
Rd. 4	Mike Daniels, Green Bay	DL
Rd. 5	Adam Gettis, Washington	OL
Rd. 5	Shaun Prater, Cincinnati	DB
Rd. 6	Marvin McNutt, Jr., Philadelphia	WR
Rd. 7	Jordan Bernstine, Washington	DB

2013 NFL Draft

Rd. 5	Micah Hyde, Green Bay	DB
-------	-----------------------	----

2014 NFL Draft

Rd. 3	C.J. Fiedorowicz, Houston	TE
Rd. 3	Christian Kirksey, Cleveland	LB
Rd. 4	Anthony Hitchens, Dallas	LB

2015 NFL Draft

Rd. 1	Brandon Scherff, Washington (5th)	OL
Rd. 3	Carl Davis, Baltimore	DL
Rd. 4	Andrew Donnal, St. Louis	OL

2016 NFL Draft

Rd. 7	Austin Blythe, Indianapolis	OL
-------	-----------------------------	----

2017 NFL Draft

Rd. 3	C.J. Beathard, San Francisco	QB
Rd. 4	Jaleel Johnson, Minnesota	DL
Rd. 5	George Kittle, San Francisco	TE
Rd. 5	Desmond King, Los Angeles	DB

2018 NFL Draft

Rd. 2	James Daniels, Chicago	OL
Rd. 2	Josh Jackson, Green Bay	DB
Rd. 4	Josey Jewell, Denver	LB

2019 NFL Draft

Rd. 1	T.J. Hockenson, Detroit (8th)	TE
Rd. 1	Noah Fant, Denver (20th)	TE
Rd. 4	Anthony Nelson, Tampa Bay	DE
Rd. 4	Amani Hooker, Tennessee	DB

**Iowa Draft Selections
Under Kirk Ferentz (70)****By Position**

Offensive Line:	17
Tight End:	11
Wide Receiver:	3
Running Back:	2
Quarterback:	2
Defensive Backs:	14
Defensive Line:	12
Linebackers:	8
Kickers:	1
Total:	70

By Round

First Round:	9
Second Round:	9
Third Round:	12
Fourth Round:	13
Fifth Round:	12
Sixth Round:	10
Seventh Round:	5
Total:	70

Hawkeyes in the NFL (as of May, 2019)

Player	Pos.	Current Team	NFL Service
C.J. Beathard	QB	San Francisco 49'ers	2 years
Austin Blythe	OL	Los Angeles Rams	3 years
Ike Boettger	OL	Buffalo Bills	1 year
Bryan Bulaga	OL	Green Bay Packers	10 years
Adrian Clayborn	DE	Atlanta Falcons	9 years
Cole Croston	OL	New England Patriots	2 years
James Daniels	OL	Chicago Bears	1 year
Mike Daniels	DL	Green Bay Packers	8 years
Carl Davis	DL	Cleveland Browns	5 years
Andrew Donnal	OL	Detroit Lions	5 years
Noah Fant	TE	Denver Broncos	1st year
James Ferentz	OL	New England Patriots	6 years
Adam Gettis	OL	Atlanta Falcons	8 years
Anthony Hitchens	LB	Kansas City Chiefs	5 years
T.J. Hockenson	TE	Detroit Lions	1st year
Amani Hooker	DB	Tennessee Titans	1st year
Micah Hyde	DB	Buffalo Bills	7 years
Josh Jackson	DB	Green Bay Packers	1 year
Josey Jewell	LB	Denver Broncos	1 year
Jaleel Johnson	DL	Minnesota Vikings	2 years
Desmond King	DB	Los Angeles Chargers	2 years
Christian Kirksey	LB	Cleveland Browns	5 years
George Kittle	TE	San Francisco 49'ers	2 years
Casey Kreiter	LS	Denver Broncos	4 years
Greg Mabin	DB	San Francisco 49'ers	2 years
Anthony Nelson	DE	Tampa Bay Buccaneers	1st year
Ben Niemann	LB	Kansas City Chiefs	1 year
Riley Reiff	OL	Minnesota Vikings	8 years
Brandon Scherff	OL	Washington Redskins	5 years
Marshal Yanda	OL	Baltimore Ravens	13 years

Free Agents

Player	Pos.	Current Team
Nick Easley	WR	Buffalo Bills
Jake Gervase	DB	Los Angeles Rams
Parker Hesse	DE	Tennessee Titans
Matt Nelson	OL/DL	Detroit Lions
Keegan Render	OL	Philadelphia Eagles
Ross Reynolds	OL	San Francisco 49ers

Hawkeyes in the Canadian Football League

Player	Pos.	Current Team	CFL Service
Faith Ekakitie	DL	Montreal	2 years
Jovon Johnson	DB	Saskatchewan	11 years
Nolan MacMillan	OL	Ottawa	5 years
Tevaun Smith	WR	Edmonton	1 year

Name	Pos.	Teams	Years
Sam Aiello	OL	Bears	2004
John Alt	OL	Chiefs	1984-96
Jeremy Allen	FB	Vikings	2002-03
Pat Angerer	LB	Colts	2010-13
Jonathan Babineaux	DL	Falcons	2005-2016
Frank Balaz	B	Packers	1939-41
Jason Baker	P	49ers, Chiefs, Colts & Panthers	2001-11
Christian Ballard	DL	Vikings	2011-12
Tavian Banks	RB	Jaguars & Saints	1998-00; 2003
Rob Baxley	OL	Cardinals	1992-93
Rick Bayless	RB	Vikings	1989
*C.J. Beathard	QB	49ers	2017-
Dave Becker	DB	Bears	1980
Les Belding	E	Rock Island	1925
Nick Bell	RB	Raiders	1991-93
Jordan Bernstine	DB	Redskins	2012
Ladell Betts	RB	Redskins, Saints	2002-11
*Austin Blythe	OL	Colts & Rams	2016-
*Ike Boettger	OL	Bills	2018-
Conor Boffeli	OL	Bears & Browns	2014-15
Mark Bortz	OL	Bears	1983-94
Matt Bowen	DB	Rams, Packers, Redskins & Bills	2000-06
Harold Bradley	G	Browns & Eagles	1954-58
Bill Briggs	DE	Redskins	1966-67
Andy Brodell	WR	Packers	2009
Maurice Brown	WR	Saints	2004
Rob Bruggeman	OL	Buccaneers, Falcons, Chiefs	2009-11
*Bryan Bulaga	OL	Packers	2010-
James Butler	RB	Raiders	2018
Kyle Calloway	OL	Bills	2010
Greg Castillo	DB	Chiefs	2013
Edgar Cervantes	FB	Giants	2004
Nathan Chandler	QB	Bills	2004
Scott Chandler	TE	Chargers, Cowboys, Bills & Patriots	2007-15
Don Chelf	G	Bills	1960-61
Dallas Clark	TE	Colts, Buccaneers, Ravens	2003-13
Jared Clauss	DL	Titans	2004-06
*Adrian Clayborn	DE	Buccaneers, Falcons & Patriots	2011-
Craig Clemons	DB	Bears	1972-77
Colin Cole	DT	Vikings, Packers, Seahawks & Panthers	2003-11; 13-15
Sean Considine	DB	Eagles, Jaguars, Ravens	2005-12
Marv Cook	TE	Patriots, Bears & Rams	1989-95
Kerry Cooks	DB	Vikings, Packers & Seahawks	1998-2001
Al Couppee	B	Redskins	1946
Dick Crayne	FB	Brooklyn	1936-37
*Cole Croston	OL	Patriots	2017-
Dave Croston	OL	Packers	1987-89
LeShun Daniels, Jr.	RB	Redskins	2017
*James Daniels	OL	Bears	2018-
*Mike Daniels	DL	Packers	2012-
*Carl Davis	DL	Ravens & Browns	2015-
Keenan Davis	WR	Browns & Dolphins	2013
Scott Davis	OL	Giants	1993-97
John Derby	LB	Lions	1992-93
Joe Devlin	OL	Bills	1976-89
Mike Devlin	OL	Bills & Cardinals	1993-99
Jared DeVries	DL	Lions	1999-2010
Dan Dickel	LB	Colts & Lions	1974-78
Ryan Donahue	P	Lions	2011
*Andrew Donnal	OL	Rams, Ravens, Lions	2015-
Earl Douthitt	DB	Bears	1975

Name	Pos.	Teams	Years
Jeff Drost	DL	Packers	1987-88
Randy Duncan	QB	Cowboys	1961
Tim Dwight	WR	Falcons, Chargers, Patriots & Jets	1998-2006
A.J. Edds	LB	Dolphins, Colts, Patriots & Jets	2010-2012; 14
Quinn Early	WR	Chargers, Saints, Bills & Jets	1988-98
Mike Elgin	OL	Patriots & Colts	2007, 08
Harold Ely	G	Bears	1932
Larry Ely	LB	Bengals & Bears	1970-71, 75
Dick Evans	E	Packers	1940, 43
*Noah Fant	TE	Broncos	2019-
Tom Farmer	RB	Rams & Redskins	1946-48
Shipley Farroh	G	Steelers	1938
Brian Ferentz	OL	Falcons	2007
*James Ferentz	OL	Texans, Broncos & Patriots	2014-
Larry Ferguson	RB	Lions	1963
C.J. Fiedorowicz	TE	Texans	2014-17
Darrell Fisher	HB	Buffalo	1925
Bill Fleckenstein	G	Bears	1925-30
Zeron Flemister	TE	Redskins, Patriots & Raiders	2000-05
Bradley Fletcher	DB	Rams & Eagles	2009-15
Bob Fosdick	G	Minneapolis & Rock Island	1923-24
Wes Fry	RB	New York Yankees	1927
Nick Gallery	P	Jets	1997-98
Robert Gallery	OL	Raiders, Seahawks	2004-11
Chris Gambol	OL	Colts, Chargers, Lions & Patriots	1987-91
Ron Geater	DL	Broncos	1992
Adam Gettis	OL	Giants, Redskins, Steelers, Buccaneers & Falcons	2012-
Bill Glasgow	HB	Portsmouth & Chicago Cardinals	1931
Jim Gibbons	E	Lions	1958-68
Damon Gibson	WR	Bengals & Browns	1998-99
Owen Gill	FB	Seahawks, Rams & Buccaneers	1985-87
Charles Godfrey	DB	Falcons & Panthers	2008-15
Mike Goff	OL	Bengals, Chargers & Chiefs	1998-2009
Norm Granger	FB	Cowboys	1984
Shonn Greene	RB	Jets & Titans	2009-14
Chad Greenwood	LB	Vikings	2006-16
Glen Greenwood	HB	Bears	1924
Harold Griffen	C	Packers	1928
Lorin Haggerty	FB	Brooklyn	1930
Mike Haight	OL	Jets & Redskins	1986-92
John Hall	T	Giants	1955
Ron Hallstrom	OL	Packers & Eagles	1982-93
Merton Hanks	DB	49ers & Seahawks	1991-99
Kevin Harmon	RB	Seahawks & Chiefs	1988-89
Ronnie Harmon	RB	Bills, Chargers & Oilers	1986-97
Chuck Hartlieb	QB	Oilers	1989
John Harty	DL	49ers	1981-86
Jonathan Hayes	TE	Chiefs & Steelers	1985-96
John Heidt	C	Columbus	1923, 26
Anthony Herron	DL	Lions	2001-03
Brad Herman	TE	Patriots	2012
Jay Hilgenberg	OL	Bears, Browns & Saints	1981-93
Joel Hilgenberg	OL	Saints	1984-93
Wally Hilgenberg	LB	Lions & Vikings	1964-79
Kahlil Hill	WR	Falcons & Seahawks	2002-03
Ed Hinkel	WR	Colts	2006
*Anthony Hitchens	LB	Cowboys & Chiefs	2014-
Abdul Hodge	LB	Packers, Bengals & Panthers	2006-10
*T.J. Hockenson	TE	Lions	2019-
Howard Hodges	DE	Chargers	2004-06

Name	Pos.	Teams	Years
Dick Hoerner	RB	Rams	1947-51
*Amani Hooker	DB	Titans	2019-
Larry Horton	DT	Bears	1972-73
Danan Hughes	WR	Chiefs & Saints	1993-98
Mike Humpal	LB	Steelers	2008
Jeremiha Hunter	LB	Saints	2011
*Micah Hyde	DB	Packers & Bills	2013-
Ken Iwebema	DE	Cardinals	2008-11
Tony Jackson	TE	Seahawks & Giants	2005-06
Erik Jensen	TE	Rams & Steelers	2004-05
Ernie Jensen	T	Cleveland	1931
Jim Jensen	RB	Cowboys, Broncos & Packers	1976-77, 79-82
Leo Jensvold	QB	Bears	1931
Bob Jeter	DB	Packers & Bears	1963-73
D.J. Johnson	DB	Jets	2004-06
*Josh Jackson	DB	Packers	2018-
*Josey Jewell	LB	Broncos	2018-
*Jaleel Johnson	DL	Vikings	2017-
C.J. Jones	WR	Browns, Seahawks, Bengals & Broncos	2003-09
Mike Jones	OL	Chargers & Bears	2007, 08
Max Kadesky	E	Rock Island	1923
Nate Kaeding	PK	Chargers	2004-12
Aaron Kampman	DL	Packers & Jaguars	2002-11
Alex Karras	DT	Lions	1958-70
Kevin Kasper	WR	Broncos, Cardinals, Patriots & Seahawks	2001-07
Jim Keane	E	Bears & Packers	1946-52
Matt Kelsh	E	Brooklyn	1930
*Desmond King	DB	Chargers	2017-
Mitch King	DL	Titans, Colts, Saints	2009-11
*Christian Kirksey	LB	Browns	2014-
*George Kittle	TE	49ers	2017-
Dick Klein	T	Bears, Steelers, Patriots & Raiders	1958-64
Karl Klug	DL	Titans	2011-17
Tom Knight	DB	Cardinals, Patriots & Ravens	1997-2003
Marshall Koehn	PK	Bengals & Giants	2017-18
Bob Kratch	OL	Giants & Patriots	1989-96
Paul Krause	DB	Redskins & Vikings	1964-80
*Casey Kreiter	LS	Broncos	2016-
Henry Krieger Coble	TE	Broncos, Colts & Rams	2016-18
Matt Kroul	DL/OL	Jets	2009-11
Paul Laaveg	OS	Redskins	1970-75
Bill Lapham	C	Eagles & Vikings	1960-61
Larry Lawrence	QB	Raiders & Buccaneers	1974-76
Joe Laws	QB	Packers	1934-45
George Lewis	LB	Dolphins	2005
Mac Lewis	OT	Bears	1958
George Little	DL	Dolphins	1985-88
Chuck Long	QB	Lions & Rams	1986-94
Dave Long	DE	Cardinals & Saints	1966-72
Tyler Luebke	DL	Redskins	2005
*Greg Mabin	DB	Bills & 49ers	2017-
Forest Masterson	C	Bears	1945
Gus Mastrogny	E	Bears	1931
Bryan Mattison	DE/OL	Jets, Ravens, Rams, Chiefs	2008-12
Riley McCarron	WR	Patriots	2017-18
Jeremy McKinney	OL	Rams, Browns, Texans & Cowboys	1998-02
Pete McMahon	OL	Raiders & Browns	2005-06
Marvin McNutt, Jr.	WR	Eagles, Dolphins, Panthers, & Redskins	2012-14

Name	Pos.	Teams	Years
Miguel Merrick	DB	Chargers	2007
Bus Mertes	B	Bears, Dons, Colts, & Giants	1945-50
Curt Merz	E	Texans & Chiefs	1962-68
Ed Miles	LB	Dolphins & Falcons	2007-08
Brett Miller	OL	Falcons, Chargers and Jets	1983-93
Jim Miller	G	Falcons	1971 72, 74
Paul Minnick	G	Packers	1928-29
Devon Mitchell	DB	Lions	1986-89
Charlie Mockmore	G	Rock Island	1920
Tony Moeaki	TE	Chiefs, Bills, Seahawks, Falcons & Bears	2010-16
Dean Moore	LB	49ers	1978
James Morris	LB	Patriots, Giants & Cowboys	2014-16
Joe Mott	LB	Jets & 49ers	1989-93
Brandon Myers	TE	Raiders, Giants & Buccaneers	2009-16
Denny Myers	T	Bears	1931
*Anthony Nelson	DE	Buccaneers	2019-
Bruce Nelson	C	Panthers	2003-05
Don Nelson	G	Brooklyn	1937
Bruno Niedziela	T	Chicago Rockets (AAFC)	1947
*Ben Niemann	LB	Chiefs	2018-
John Niland	OG	Cowboys & Eagles	1966-76
Jerry Niles	B	Giants	1946-47
John Nocera	LB	Eagles & Broncos	1959-63
Karl Noonan	E	Dolphins	1966-72
Don Norton	E	Chargers	1960-66
Jay Norvell	LB	Bears	1986-88
Seth Olsen	OL	Broncos, Vikings, Colts	2009-12
Forrest Olson	G	New York Yankees	1927
Glenn Olson	HB	Cleveland	1940
Lowell Otte	E	Buffalo	1927
Derek Pagel	DB	Jets	2003-05
Oran Pape	B	Packers, Redskins & Eagles	1930, 32-33
Marcus Paschal	DB	Eagles, Falcons, Ravens	2007-11
Warren Peiffer	DT	Saints, Raiders	1976, 77
Bill Perkins	FB	Jets	1963
Carl Pignatelli	FB	Cleveland	1931
Ed Podolak	RB	Chiefs	1969-77
David Porter	OL	Packers & Bills	2003-04
Scott Pospisil	DL	Chargers	2002-03
Shaun Prater	DB	Bengals, Eagles, Vikings & Cardinals	2012-16
Ken Price	LB	Patriots	1971
Derek Price	TE	Lions	1996
Alvin Randolph	DB	49ers, Packers, Bengals, Vikings, Lions & Bills	1966-74
Kerry Reardon	DB	Chiefs	1971-76
Dave Recher	C	Eagles	1965-68
Bill Reichardt	RB	Packers	1952
Jerry Reichow	QB	Lions, Eagles & Vikings	1956-64
Mike Reilly	LB	Bears & Vikings	1964-69
*Riley Reiff	OL	Lions & Vikings	2012-
Allen Reisner	TE	Jaguars, Ravens & Vikings	2011-16
Fred Roberts	T	Portsmouth	1930-32
Damien Robinson	DB	Buccaneers, Jets & Seahawks	1997-2004
Derreck Robinson	DL	Chargers, Dolphins, Cowboys & Browns	2005-10
Reggie Roby	P	Dolphins, Redskins, Buccaneers, Oilers & 49ers	1983 98
Matt Rodgers	QB	Bills	1992-93
George Rogge	E	Chicago Cardinals & St. Louis	1931 34
Matt Roth	DE	Dolphins & Browns	2005-11
Eric Rothwell	OL	Chiefs	2004
Fred Russell	RB	Dolphins, Bears & Rams	2004-06

Name	Pos.	Teams	Years
Bob Sanders	DB	Colts & Chargers	2004-10
Ollie Sansen	FB	Brooklyn	1932-35
Tyler Sash	DB	Giants	2011-12
Francis Schammel	G	Packers	1937
*Brandon Scherff	OL	Redskins	2015-
Vin Schleusner	T	Portsmouth	1930-31
Herm Schneidman	B	Packers	1935-39
Joe Schuster	DL	Eagles	1988-89
Sedrick Shaw	RB	Patriots, Browns	1997-99
Bob Sherman	B	Steelers	1964-65
Hal Schoener	E	49ers	1948-50
Herb Schoener	E	Redskins	1948-49
Fred Slater	T	Milwaukee, Rock Island & Chicago Cardinals	1922-31
Scott Slutzker	TE	Colts & Saints	1996-99
Bob Smith	B	Lions	1949-54
Tevaun Smith	WR	Colts & Jaguars	2016-18
Ben Sobieski	OL	Bills & 49ers	2003-05
Clinton Solomon	WR	Rams	2006-07
Amari Spivey	DB	Lions	2010-12
Ricky Stanzi	QB	Chiefs, Jaguars, Giants, Lions & Browns	2011-15
Larry Station	LB	Steelers	1986
Grant Steen	OLB	Patriots	2004
Eric Steinbach	OL	Bengals & Browns	2003-11
Bob Sullivan	HB	Pittsburgh & Brooklyn	1947-48
Jeff Tarpinian	LB	Patriots, Texans	2011-14
Drew Tate	QB	Rams	2007

Name	Pos.	Teams	Years
Ryan Terry	RB	Cardinals	1995
George Thompson	G	Rock Island	1923-25
Andre Tippett	LB	Patriots	1982-93
Matt Tobin	OL	Eagles, Seahawks & Patriots	2013-18
Chuck Tollefson	G	Packers	1944-46
Louis Trinca-Pasat	DL	Rams	2016-
Emlen Tunnell	DB	Giants & Packers	1948-61
James Vandenberg	QB	Vikings	2013
Julian Vandervelde	OL	Eagles	2011-16
Ross Verba	OL	Packers, Browns & Lions	1997-05
Mark Vlasic	QB	Chargers, Chiefs, Buccaneers	1987-93
Rod Walters	OL	Chiefs	1976, 78-80
Mike Wells	DL	Lions & Bears	1994-2001
Austin Wheatley	TE	Saints & Cowboys	2000-01
Casey Wiegmann	OL	Colts, Jets, Bears, Chiefs & Broncos	1996-2011
Bill Windauer	DT	Colts, Dolphins, Giants & Falcons	1973-76
LeVar Woods	LB	Cardinals, Bears & Lions	2001-07
Dick Woodward	C	Giants & Redskins	1950-51, 53
Kevin Worthy	LB	Rams	2004
Guido Wyland	G	Rock Island	1920
Bashir Yamini	WR	Titans, Cowboys & Panthers	2000-01
*Marshal Yanda	OL	Ravens	2007-
Jim Youel	B	Redskins	1946-48
Albert Young	RB	Vikings	2008-11
Markus Zusevics	OL	Patriots	2012-13

***On 2019 NFL roster or selected in 2019 NFL Draft. Does not include 2019 free agents.**

Hawkeyes in the Super Bowl

Player	Team	Super Bowl	Player	Team	Super Bowl
Jonathan Babineaux	Atlanta	LI	C.J. Jones	New England	XLII
Austin Blythe	Los Angeles Rams	LIII	Kevin Kasper	New England	XXXIX
Mark Bortz	Chicago	XX	Bob Kratch	NY Giants/New England	XXV, XXXI
Bryan Bulaga	Green Bay	XLV	Paul Krause	Minnesota	IV, VIII, IX, XI
Dallas Clark	Indianapolis	XLI, XLIV	Henry Krieger Coble	Los Angeles Rams	LIII
Adrian Clayborn	Atlanta/New England	LI, LIII	Paul Laaveg	Washington	VII
Sean Considine	Baltimore	XLVI	Riley McCarron	New England	LII, LIII
Cole Croston	New England	LII, LIII	Curt Merz	Kansas City	I
Mike Devlin	Buffalo	XXVIII	Tony Moeaki	Seattle	XLVII
Tim Dwight	Atlanta	XXXIII	James Morris	New England	XLVII
James Ferentz	Denver/New England	L, LII, LIII	Bruce Nelson	Carolina	XXXVIII
Melvin Foster	Dallas	XXVII	John Niland	Dallas	V, VI
Charles Godfrey	Atlanta	LI	Karl Noonan	Miami	V, VI
Merton Hanks	San Francisco	XXIX	Ed Podolak	Kansas City	IV
Ronnie Harmon	San Diego	XXIX	Mike Reilly	Minnesota	IV
John Harty	San Francisco	XVI	Reggie Roby	Miami	XIX
Jonathan Hayes	Pittsburgh	XXX	Matt Rodgers	Buffalo	XXVII
Jay Hilgenberg	Chicago	XX	Bob Sanders	Indianapolis	XLI, XLIV
Wally Hilgenberg	Minnesota	IV, VIII, IX, XI	Tyler Sash	New York Giants	XLVI
Ken Iwebema	Arizona	XLIII	Jeff Tarpinian	New England	XLVI
Erik Jensen	Pittsburgh	XL	Andre Tippett	New England	XX
Jim Jensen	Denver	XII	Ross Verba	Green Bay	XXXI
Bob Jeter	Green Bay	I	Marshal Yanda	Baltimore	XLVI

Blue-Gray

1947	Lou King, QB
1949	Bob McKenzie, E Don Winslow, T
1951	Bill Reichardt, FB
1955	Roger Swedberg, T Roger Wiegmann, FB
1959	John Sawin, T
1960	Jerry Mauren, HB
1961	Sherwyn Thorson, G Bernie Wyatt, HB
1963	Lonnie Rogers, HB Gus Kasapis, T
1965	Dave Long, DE Bill Briggs, DT
1968	Al Bream, E Barry Crees, WB
1969	Mike Cilek, QB Paul Laaveg, OT Melvin Morris, T
1971	Craig Clemons, DB
1972	Bill Windauer, DT Jerry Nelson, MG
1975	Rick Penney, DB Dave Bryant, NG
1977	Barry Tomasetti, OT Jim Hilgenberg, C
1979	Dennis Mosley, RB Cedric Shaw, DB Jim Molini, DE
1980	John Harty, DT Jay Hilgenberg, C Keith Chappelle, WR
1989	Bill Anderson, OL Jeff Koeppel, NG
1992	Alan Cross, TE Jeff Nelson, DT Ted Velicer, OT
1999	Matt Bowen, DB Zeron Flemister, TE Tarig Holman, DB
2000	Jason Baker, P Anthony Herron, DL Kevin Kasper, WR LeVar Woods, LB

Challenge Bowl

1977	Tom McLaughlin, QB
-------------	--------------------

Coaches' All-Star

1961	Mark Manders, G
1962	Al Hinton, T Sherwyn Thorson, G
1963	Larry Ferguson, HB
1964	Wally Hilgenberg, G Gary Fletcher, C
1976	Mark Fetter, FB

**College Football
All-Star Classic**

2013	Greg Castillo, DB Matt Tobin, OL James Vandenberg, QB
-------------	---

East-West Shrine

1925	Wesley Fry, FB
1930	Willis Glassgow, HB
1931	Harold Ely, T
1934	Joe Laws, HB Francis Schammel, G
1936	Dick Crayne, HB
1941	Mike Enich, T Ray Murphy, FB
1942	Al Couppee, QB
1943	Bill Burkett, E
1944	William Baughman, C
1948	Harold Shoener, E Bob Smith, HB
1949	Dick Woodard, C
1953	Don Chelf, T Jerry Hilgenberg, C
1954	George Broeder, FB John Hall, T
1955	Jerry Reichow, QB Calvin Jones, G
1957	Jim Gibbons, E Alex Karras, T
1959	Bob Jeter, HB Ray Jauch, HB Don Norton, E
1960	Mark Manders, G
1961	Bill Van Buren, C
1962	Larry Ferguson, HB Earl McQuiston, G
1963	Mike Reilly, G Paul Krause, HB
1965	Karl Noonan, FL John Niland, G
1968	Ed Podolak, TB
1969	Larry Ely, LB
1970	Kerry Reardon, SE
1975	Rod Walters, OT
1979	Jim Swift, TE
1981	Ron Hallstrom, OL
1982	Reggie Roby, P Mark Bortz, DT
1983	Joe Levelis, OT
1985	Scott Helverson, WB
1988	Bob Kratch, OL
1989	Bill Anderson, OL
1990	Melvin Foster, LB Tony Stewart, RB
1991	Mike Saunders, RB Leroy Smith, DE
1992	Mike Devlin, C Danan Hughes, WR
1993	Mike Wells, DT
1995	Casey Wiegmann, OL

1997	Kerry Cooks, DB
1998	Derek Rose, C Eric Thigpen, DB
2000	Jason Baker, P
2002	Kahlil Hill, WR Aaron Kampman, DL
2003	Brad Banks, QB Eric Steinbach, OL
2004	Jared Clauss, DT
2005	Pete McMahon, OL Derreck Robinson, DE
2007	Drew Tate, QB
2008	Kenny Iwebema, DE Bryan Mattison, DE
2009	Seth Olsen, OL Bradley Fletcher, CB
2010	Kyle Calloway, OL
2011	Ryan Donahue, P Karl Klug, DL
2012	Shaun Prater, DB Markus Zusevics, OL
2013	Keenan Davis, WR James Ferentz, OL Micah Hyde, DB
2015	Jordan Lomax, DB

Grid Iron Classic

1999	Zeron Flemister, TE
2003	Fred Barr, LB C. J. Jones, WR
2004	Maurice Brown, WR Nathan Chandler, QB Kevin Worthy, LB
2005	David Bradley, P

Hula Bowl

1955	George Broeder, FB
1956	Calvin Jones, G
1957	Frank Gilliam, E
1958	Alex Karras, T Jim Gibbons, E
1959	Randy Duncan, QB
1960	Ray Jauch, HB
1961	Mark Manders, G Charles Lee, T
1962	Bill Van Buren, C
1963	Larry Ferguson, HB Earl McQuiston, G
1964	Mike Reilly, G Wally Hilgenberg, G
1965	Tony Giacobazzi, E
1966	Karl Noonan, FL John Niland, OG
1967	Silas McKinnie, TB
1968	Ed Podolak, TB
1969	Larry Ely, LB
1970	Kerry Reardon, SE
1978	Dave Becker, DB
1979	Dennis Mosley, RB
1980	Keith Chappelle, SE Jay Hilgenberg, C

1981	Andre Tippett, DE
1983	John Alt, OT Norm Granger, FB Joel Hilgenberg, C
1984	Owen Gill, FB
1986	Ken Sims, DB
1987	Kerry Burt, DB Mike Flagg, TE
1988	Marv Cook, TE Chuck Hartlieb, QB
1990	Nick Bell, RB Merton Hanks, DB
1991	Leroy Smith, DE
1992	Mike Devlin, C Alan Cross, TE Danan Hughes, WR
1994	Fritz Fequiere, OL
1995	Matt Purdy, OL Casey Wiegmann, OL
1996	Bill Ennis-Inge, DE
1997	Tavian Banks, RB
1998	Eric Thigpen, FS
1999	Matt Bowen, DB Zeron Flemister, TE Bashir Yamini, WR
2000	Kevin Kasper, WR
2002	Kahlil Hill, WR Jerry Montgomery, DL
2003	Brad Banks, QB Derek Pagel, DB David Porter, OL
2004	Fred Russell, RB
2005	Tony Jackson, TE
2006	Antwan Allen, DB Brian Ferentz, OL Jovon Johnson, DB Ed Hinkel, WR Clinton Solomon, WR
2007	Mike Elgin, OL
2008	Mike Humpal, LB

Japan Bowl

1979	Dave Holsclaw, PK
1980	Keith Chappelle, WR Jay Hilgenberg, C John Harty, DT
1981	Andre Tippet, DE
1982	Brett Miller, OT
1983	John Alt, OT Joel Hilgenberg, C
1984	Owen Gill, FB
1985	Bill Happel, WR Ronnie Harmon, TB Chuck Long, QB Larry Station, LB
1986	Dave Croston, OT Jeff Drost, DT Robert Smith, WR Mark Vlasic, QB
1987	Quinn Early, WR Mike Flagg, TE Kevin Harmon, RB
1988	Marv Cook, TE Dave Haight, NG Chuck Hartlieb, QB
1989	Brad Quast, LB
1990	Nick Bell, RB Matt Ruhland, DL
1991	Ron Geater, DT Matt Rodgers, QB Mike Saunders, RB
1992	Mike Devlin, C Danan Hughes, WR

King Classic

1989 Brad Quast, LB

Las Vegas Classic

2004 Grant Steen, LB

North-South

1948	Bill Kay, T
1953	Bill Fenton, E George Rice, HB
1954	Warren Lawson, C Lou Matykiewicz, E
1955	Jim Freeman, E
1957	Frank Bloomquist, G Bob Commings, G Frank Rigney, T
1959	Don Horn, FB Curt Merz, E Bill Lapham, C
1960	Lloyd Humphreys, C
1961	Bill Whisler, E
1962	Bill Perkins, FB
1963	Cloyd Webb, E Gary Fletcher, C Wally Hilgenberg, G
1964	Tony Giacobazzi, E Phillip Deutsch, T
1969	Jon Meskimen, G
1970	Layne McDowell, DT Tim Sullivan, FB
1972	Craig Darling, OG

Senior Bowl

1952	Bill Reichardt, FB
1954	Jerry Hilgenberg, C Don Chelf, T
1956	Jerry Reichow, QB Jim Freeman, E
1958	Jim Gibbons, E Alex Karras, T Frank Rigney, T
1960	Bill Lapham, C Don Norton, E Olen Treadway, QB Curt Merz, E
1964	Paul Krause, E
1970	Layne McDowell, DT
1971	Craig Clemons, DB
1975	Rod Walters, OT Jim Jensen, HB
1979	Jim Swift, TE
1983	Joel Hilgenberg, C
1995	Scott Slutzker, TE
1996	Sedrick Shaw, RB Ross Verba, DB
1997	Tim Dwight, WR Mike Goff, OL
1998	Jared DeVries, DT Matt Hughes, LB
2002	Ladell Betts, RB
2003	Colin Cole, DT Eric Steinbach, OL Bruce Nelson, C
2004	Maurice Brown, WR Nate Kaeding, PK Bob Sanders, DB
2005	Jonathan Babineaux, DL Sean Considine, DB Matt Roth, DE
2006	Chad Greenway, LB Abdul Hodge, LB
2007	Scott Chandler, TE Marshal Yanda, OL Charles Godfrey, DB
2008	Mitch King, DT
2009	A. J. Edds, LB
2011	Christian Ballard, DL Adrian Clayborn, DL Ricky Stanzi, QB
2012	Mike Daniels, DL Marvin McNutt, Jr., WR
2013	C.J. Fiedorowicz, TE Christian Kirksey, LB
2014	Carl Davis, DL Louis Trinca-Pasat, DL
2015	Austin Blythe, OL Henry Krieger Coble, TE
2016	C.J. Beathard, QB Jaleel Johnson, DL Desmond King, DB
2017	Akrum Wadley, RB Sean Welsh, OL
2018	Anthony Nelson, DL

Tribune All-Star

1934	Joe Laws, HB
1936	Dick Crayne, FB
1939	Frank Balazs, FB
1940	Nile Kinnick, HB Floyd Dean, HB Dick Evans, E
1941	Ken Pettit, E
1942	Bill Diehl, C Bill Green, RB Jim Walker, T
1943	Tom Hand, C Jim Youell, QB Bob Penaluna, G
1945	Stan Mohrbacher, T
1947	Bruno Niedziela, T
1949	Bill Kay, T Al DiMarco, QB
1950	Don Winslow, G
1952	Bill Reichardt, FB
1954	Jerry Hilgenberg, C Bill Fenton, E
1956	Jerry Reichow, QB Edward Vincent, HB
1958	Jim Gibbons, E Alex Karras, T
1959	Charles Lewis, T
1960	Bill Lapham, C
1963	Larry Ferguson, HB
1964	Wally Hilgenberg, G Mike Reilly, G Paul Krause, HB
1966	Al Randolph, DB John Niland, OG
1969	Ed Podolak, HB
1972	Craig Clemons, DB
1976	Joe Devlin, OG Jim Jensen, HB Rod Walters, OT

All-Star Honors**Jerry Reichow**

Most Valuable Player, 1955 East-West Shrine Game

Paul Krause

Most Valuable Player, 1964 Senior Bowl

Craig Clemons

Best Defensive Back, 1971 Senior Bowl

Fred Russell

Team MVP, 2004 Hula Bowl

Carl Davis

Practice Player of the Week, defense, 2015 Senior Bowl

Iowa football has been a popular choice for football fans, as Iowa's attendance figures would indicate. But the Hawkeyes have also been a favorite for television viewers as well. Every Iowa game over the past 17 seasons has been televised. All 12 of Iowa's regular season games during the 2019 season will again be televised. The Hawkeyes have a 235-153-5 overall television record, and during one stretch (1955 to 1959) went 10 games without a defeat.

1953 (1-0) Network
 10/24 _ Iowa 19, Indiana 13 _____ NBC

1954 (1-0) Network
 9/25 _ Iowa 14, Michigan State 10 _____ ABC

1955 (1-1) Network
 10/29 _ Michigan 33, Iowa 21 _____ NBC
 11/5 _ Iowa 26, Minnesota 0 _____ CBS

1956 (3-0) Network
 9/29 _ Iowa 27, Indiana 0 _____ NBC
 11/10 _ Iowa 7, Minnesota 0 _____ NBC
 1/1 _ Iowa 35, Oregon State 19 _____ NBC

1957 (1-0-1) Network
 11/2 _ Iowa 21, Michigan 21 _____ NBC
 11/23 _ Iowa 21, Notre Dame 13 _____ NBC

1958 (3-0) Network
 10/18 _ Iowa 20, Wisconsin 9 _____ NBC
 11/22 _ Iowa 31, Notre Dame 21 _____ ABC
 1/1 _ Iowa 38, California 12 _____ NBC

1959 (1-1) Network
 10/10 _ Iowa 37, Michigan State 8 _____ NBC
 10/24 _ Purdue 14, Iowa 7 _____ ABC

1960 (2-0) Network
 10/15 _ Iowa 28, Wisconsin 21 _____ ABC
 11/12 _ Iowa 35, Ohio State 12 _____ ABC

1961 (1-1) Network
 10/7 _ Iowa 35, Southern Cal 34 _____ ABC
 11/11 _ Minnesota 16, Iowa 9 _____ ABC

1964 (1-0) Network
 10/3 _ Iowa 28, Washington 18 _____ NBC

1965 (1-1) Network
 9/25 _ Iowa 27, Oregon State 7 _____ NBC
 11/6 _ Michigan State 35, Iowa 0 _____ NBC

1969 (2-0) Network
 10/25 _ Iowa 19, Michigan State 18 _____ ABC
 11/8 _ Iowa 28, Indiana 17 _____ ABC

1971 (0-1) Network
 9/25 _ Penn State 44, Iowa 14 _____ ABC

1977 (1-1) Network
 9/17 _ Iowa 12, Iowa State 10 _____ ABC
 10/28 _ Purdue 34, Iowa 7 _____ ABC

1981 (1-2) Network
 10/24 _ Minnesota 12, Iowa 10 _____ ABC
 11/14 _ Iowa 17, Wisconsin 7 _____ ABC
 1/1 _ Washington 28, Iowa 0 _____ NBC

1982 (3-0) Network
 10/9 _ Iowa 24, Indiana 20 _____ CBS
 10/30 _ Iowa 14, Illinois 13 _____ CBS
 12/31 _ Iowa 28, Tennessee 22 _____ CBS

1983 (2-2) Network
 9/10 _ Iowa 51, Iowa State 10 _____ ABC
 9/24 _ Iowa 20, Ohio State 14 _____ CBS
 10/22 _ Michigan 16, Iowa 13 _____ ABC
 12/31 _ Florida 14, Iowa 6 _____ ABC

1984 (5-3-1) Network
 9/8 _ Iowa 59, Iowa State 21 _____ REG
 9/22 _ Ohio State 45, Iowa 26 _____ CBS
 9/29 _ Iowa 21, Illinois 16 _____ CBS
 10/20 _ Iowa 26, Michigan 0 _____ CBS
 10/27 _ Iowa 24, Indiana 20 _____ REG
 11/3 _ Iowa 10, Wisconsin 10 _____ CBS
 11/10 _ Michigan State 17, Iowa 16 _____ REG
 11/17 _ Minnesota 23, Iowa 17 _____ REG
 12/26 _ Iowa 55, Texas 17 _____ METRO

1985 (5-2) Network
 9/28 _ Iowa 57, Iowa State 3 _____ RAYCOM
 10/5 _ Iowa 35, Michigan State 31 _____ CBS
 10/19 _ Iowa 12, Michigan 10 _____ CBS
 11/2 _ Ohio State 22, Iowa 13 _____ CBS
 11/16 _ Iowa 27, Purdue 24 _____ CBS
 11/23 _ Iowa 31, Minnesota 9 _____ WTBS
 1/1 _ UCLA 45, Iowa 28 _____ NBC

1986 (4-2) Network
 9/13 _ Iowa 43, Iowa State 7 _____ WTBS
 10/4 _ Iowa 24, Michigan State 21 _____ CBS
 10/18 _ Michigan 20, Iowa 17 _____ CBS
 11/1 _ Ohio State 31, Iowa 10 _____ WTBS
 11/22 _ Iowa 30, Minnesota 27 _____ WTBS
 12/30 _ Iowa 39, San Diego State 38 _____ REG

1987 (4-3) Network
 8/30 _ Tennessee 23, Iowa 22 _____ ABC
 9/19 _ Iowa 48, Iowa State 9 _____ REG
 10/3 _ Michigan St. 19, Iowa 14 _____ BIG TEN
 10/17 _ Michigan 37, Iowa 10 _____ ABC
 10/24 _ Iowa 38, Purdue 14 _____ ABC
 10/31 _ Iowa 29, Indiana 21 _____ BIG TEN
 12/30 _ Iowa 20, Wyoming 19 _____ ESPN

1988 (3-3-3) Network
 9/3 _ Hawaii 27, Iowa 24 _____ REG
 9/24 _ Iowa 10, Iowa State 3 _____ BIG TEN
 10/1 _ Iowa 10, Michigan State 10 _____ ABC
 10/15 _ Iowa 17, Michigan 17 _____ ABC
 10/22 _ Iowa 31, Purdue 7 _____ BIG TEN
 10/29 _ Indiana 45, Iowa 34 _____ ABC
 11/12 _ Iowa 24, Ohio State 24 _____ BIG TEN
 11/19 _ Iowa 31, Minnesota 22 _____ BIG TEN
 12/31 _ N. C. State 28, Iowa 23 _____ MISLOU

1989 (1-3) Network
 9/23 _ Iowa 31, Iowa State 21 _____ REG
 10/21 _ Michigan 26, Iowa 12 _____ ABC
 11/4 _ Illinois 31, Iowa 7 _____ ABC
 11/11 _ Ohio State 28, Iowa 0 _____ ESPN

1990 (4-2) Network
 9/22 _ Iowa 45, Iowa State 35 _____ REG
 10/20 _ Iowa 24, Michigan 23 _____ ESPN
 11/3 _ Iowa 54, Illinois 28 _____ ABC
 11/10 _ Ohio State 27, Iowa 26 _____ ABC
 11/17 _ Iowa 38, Purdue 9 _____ ABC
 Jan. 1 _ Washington 46, Iowa 34 _____ ABC

1991 (6-1-1) Network
 9/7 _ Iowa 53, Hawaii 10 _____ ESPN
 9/14 _ Iowa 29, Iowa State 10 _____ REG
 10/5 _ Michigan 43, Iowa 24 _____ ABC
 10/19 _ Iowa 24, Illinois 21 _____ ABC
 10/26 _ Iowa 31, Purdue 21 _____ ESPN
 11/2 _ Iowa 16, Ohio State 9 _____ ABC
 11/9 _ Iowa 38, Indiana 21 _____ ABC
 12/31 _ Iowa 13, BYU 13 _____ ESPN

1992 (2-5) Network
 8/28 _ N. C. State 24, Iowa 14 _____ RAYCOM
 9/5 _ Miami (FL) 24, Iowa 7 _____ ABC
 9/12 _ Iowa 21, Iowa State 7 _____ ESPN
 9/26 _ Colorado 28, Iowa 12 _____ ABC
 10/3 _ Michigan 52, Iowa 28 _____ ABC
 10/17 _ Iowa 24, Illinois 14 _____ ESPN
 10/31 _ Ohio State 38, Iowa 15 _____ ABC

1993 (1-4) Network
 9/11 _ Iowa 31, Iowa State 28 _____ ABC
 9/18 _ Penn State 31, Iowa 0 _____ ABC
 10/2 _ Michigan 24, Iowa 7 _____ ESPN
 11/23 _ Michigan State 24, Iowa 10 _____ ESPN
 12/31 _ California 37, Iowa 3 _____ ESPN

1994 (1-2) Network
 9/10__ Iowa 37, Iowa State 9 _____ ABC
 9/17__ Penn State 61, Iowa 21 _____ ESPN2
 10/1__ Michigan 29, Iowa 14 _____ ABC

1995 (5-4) Network
 9/16__ Iowa 27, Iowa State 10 _____ REG
 10/7__ Iowa 21, Michigan St. 7 _____ BIG TEN
 10/14__ Iowa 22, Indiana 13 _____ ESPN2
 10/21__ Penn State 41, Iowa 27 _____ ABC
 10/28__ Ohio State 56, Iowa 35 _____ ESPN
 11/4__ Illinois 26, Iowa 7 _____ ESPN
 11/11__ Northwestern 31, Iowa 20 _____ BIG TEN
 11/18__ Iowa 33, Wisconsin 20 _____ ESPN2
 12/29__ Iowa 38, Washington 18 _____ CBS

1996 (8-3) Network
 9/7__ Iowa 21, Arizona 20 _____ ESPN
 9/14__ Iowa 38, Iowa State 13 _____ ABC
 9/21__ Tulsa 27, Iowa 20 _____ REG
 10/5__ Iowa 37, Michigan State 30 _____ ESPN2
 10/19__ Iowa 21, Penn State 20 _____ ESPN2
 10/26__ Ohio State 38, Iowa 26 _____ ABC
 11/2__ Iowa 31, Illinois 21 _____ BIG TEN
 11/9__ Northwestern 40, Iowa 13 _____ ABC
 11/16__ Iowa 31, Wisconsin 0 _____ ESPN
 11/23__ Iowa 43, Minnesota 24 _____ ESPN2
 12/20__ Iowa 27, Texas Tech 0 _____ ESPN

1997 (5-5) Network
 9/6__ Iowa 66, Northern Iowa 0 _____ E-REG
 9/20__ Iowa 63, Iowa State 20 _____ ABC
 9/27__ Iowa 38, Illinois 10 _____ ESPN2
 10/4__ Ohio State 23, Iowa 7 _____ ABC
 10/18__ Michigan 28, Iowa 24 _____ ESPN
 10/25__ Iowa 62, Indiana 0 _____ E-REG
 11/1__ Iowa 35, Purdue 17 _____ ESPN2
 11/8__ Wisconsin 13, Iowa 10 _____ ESPN
 11/15__ Northwestern 15, Iowa 14 _____ ESPN2
 12/31__ Arizona State 17, Iowa 7 _____ CBS

1998 (3-6) Network
 9/5__ Iowa 38, C. Michigan 0 _____ E-REG
 9/12__ Iowa State 27, Iowa 9 _____ ESPN2
 9/19__ Arizona 35, Iowa 11 _____ FOX
 9/26__ Iowa 37, Illinois 14 _____ E-REG
 10/3__ Michigan 12, Iowa 9 _____ ABC
 10/10__ Iowa 26, Northwestern 24 _____ ESPN2
 10/17__ Indiana 14, Iowa 7 _____ E-REG
 10/24__ Wisconsin 31, Iowa 0 _____ ABC
 11/14__ Ohio State 45, Iowa 14 _____ ABC

1999 (1-8) Network
 9/4__ Nebraska 42, Iowa 7 _____ ABC
 9/11__ Iowa State 17, Iowa 10 _____ FOX
 9/18__ Iowa 24, Northern Illinois 0 _____ E-REG
 10/2__ Michigan State 49, Iowa 3 _____ E-REG
 10/9__ Penn State 31, Iowa 7 _____ E-REG
 10/16__ Northwestern 23, Iowa 21 _____ E-REG
 10/30__ Ohio State 41, Iowa 11 _____ E-REG
 11/13__ Wisconsin 41, Iowa 3 _____ ABC
 11/20__ Minnesota 25, Iowa 21 _____ E-REG

2000 (3-7) Network
 8/26__ Kansas State 27, Iowa 7 _____ FOX
 9/16__ Iowa State 24, Iowa 14 _____ E-REG
 9/23__ Nebraska 42, Iowa 13 _____ ABC
 9/30__ Indiana 45, Iowa 33 _____ E-REG
 10/7__ Iowa 21, Michigan State 16 _____ E-REG
 10/21__ Ohio State 38, Iowa 10 _____ E-REG
 10/28__ Wisconsin 13, Iowa 7 _____ E-REG
 11/4__ Iowa 26, Penn St. 23 (2 OT) _____ E-REG
 11/11__ Iowa 27, Northwestern 17 _____ E-REG
 11/18__ Minnesota 27, Iowa 24 _____ E-REG

2001 (6-5) Network
 9/1__ Iowa 51, Kent State 0 _____ E-REG
 9/8__ Iowa 44, Miami, OH 19 _____ E-REG
 9/29__ Iowa 24, Penn State 18 _____ ESPN
 10/6__ Purdue 23, Iowa 14 _____ ESPN
 10/13__ Michigan St. 31, Iowa 28 _____ ESPN2
 10/20__ Iowa 42, Indiana 28 _____ E-REG
 10/27__ Michigan 32, Iowa 26 _____ ABC
 11/3__ Wisconsin 34, Iowa 28 _____ E-REG
 11/10__ Iowa 59, Northwestern 16 _____ E-REG
 11/24__ Iowa State 17, Iowa 14 _____ FOX
 12/29__ Iowa 19, Texas Tech 16 _____ ESPN

2002 (11-2) Network
 8/31__ Iowa 57, Akron 21 _____ E-REG
 9/7__ Iowa 29, Miami, OH 24 _____ E-REG
 9/14__ Iowa State 36, Iowa 31 _____ ESPN2
 9/21__ Iowa 48, Utah State 7 _____ E-REG
 9/28__ Iowa 35, Penn State 28 (OT) _____ ESPN
 10/5__ Iowa 31, Purdue 28 _____ ESPN
 10/12__ Iowa 44, Michigan State 16 _____ ESPN
 10/19__ Iowa 24, Indiana 6 _____ E-REG
 10/26__ Iowa 34, Michigan 9 _____ E-REG
 11/2__ Iowa 20, Wisconsin 3 _____ ESPN
 11/9__ Iowa 62, Northwestern 10 _____ ESPN2
 11/16__ Iowa 45, Minnesota 21 _____ ESPN
 1/2__ USC 38, Iowa 17 _____ ABC

2003 (10-3) Network
 8/30__ Iowa 21, Miami, OH 3 _____ ESPN2
 9/6__ Iowa 56, Buffalo 7 _____ E-REG
 9/13__ Iowa 40, Iowa State 21 _____ FOX
 9/20__ Iowa 21, Arizona State 2 _____ ESPN2
 9/27__ Michigan State 20, Iowa 10 _____ E-REG
 10/4__ Iowa 30, Michigan 27 _____ ABC
 10/18__ Ohio State 19, Iowa 10 _____ ABC
 10/25__ Iowa 26, Penn State 14 _____ ABC
 11/1__ Iowa 41, Illinois 10 _____ E-REG
 11/8__ Purdue 26, Iowa 14 _____ ESPN
 11/15__ Iowa 40, Minnesota 22 _____ ESPN
 11/22__ Iowa 27, Wisconsin 21 _____ ABC
 1/1__ Iowa 37, Florida 17 _____ ESPN

2004 (10-2) Network
 9/4__ Iowa 39, Kent State 7 _____ E-REG
 9/11__ Iowa 17, Iowa State 10 _____ E-REG
 9/18__ Arizona State 44, Iowa 7 _____ E-REG
 9/25__ Michigan 30, Iowa 17 _____ ABC
 10/2__ Iowa 38, Michigan State 16 _____ E-REG
 10/16__ Iowa 33, Ohio State 7 _____ ABC
 10/23__ Iowa 6, Penn State 4 _____ ESPN2
 10/30__ Iowa 23, Illinois 13 _____ E-REG
 11/6__ Iowa 23, Purdue 21 _____ ESPN
 11/13__ Iowa 29, Minnesota 27 _____ ESPN
 11/20__ Iowa 30, Wisconsin 7 _____ ESPN
 1/1__ Iowa 30, LSU 25 _____ ABC

2005 (7-5) Network
 9/4__ Iowa 56, Ball State 0 _____ E-REG
 9/10__ Iowa State 23, Iowa 3 _____ ABC
 9/17__ Iowa 45, Northern Iowa 21 _____ E-REG
 9/24__ Ohio State 31, Iowa 6 _____ ABC
 10/1__ Iowa 35, Illinois 7 _____ E-REG
 10/8__ Iowa 34, Purdue 17 _____ ESPN
 10/15__ Iowa 38, Indiana 21 _____ E-REG
 10/22__ Michigan 23, Iowa 20 (OT) _____ ABC
 11/5__ Northwestern 28, Iowa 27 _____ ESPN
 11/12__ Iowa 20, Wisconsin 10 _____ ESPN
 11/19__ Iowa 52, Minnesota 28 _____ ESPN2
 1/2__ Florida 31, Iowa 24 _____ ESPN

2006 (6-7) Network
 9/2__ Iowa 41, Montana 7 _____ ESPN2
 9/9__ Iowa 20, Syracuse 13 (2 OT) _____ ABC
 9/16__ Iowa 27, Iowa State 17 _____ ESPN
 9/23__ Iowa 24, Illinois 7 _____ E-REG
 9/30__ Ohio State 38, Iowa 17 _____ ABC
 10/7__ Iowa 47, Purdue 17 _____ ESPN2
 10/14__ Indiana 31, Iowa 28 _____ ESPN2
 10/21__ Michigan 20, Iowa 6 _____ ABC
 10/28__ Iowa 24, N. Illinois 21 _____ ESPN2
 11/4__ Northwestern 21, Iowa 7 _____ E-REG
 11/11__ Wisconsin 24, Iowa 21 _____ ESPN
 11/18__ Minnesota 34, Iowa 24 _____ E-REG
 12/30__ Texas 26, Iowa 24 _____ ESPN

2007 (6-6) Network

9/1 ___ Iowa 16, N. Illinois 3 _____ ESPN2
 9/8 ___ Iowa 35, Syracuse 0 _____ BTN
 9/15 ___ Iowa State 15, Iowa 13 _____ VERSUS
 9/22 ___ Wisconsin 17, Iowa 13 _____ ABC
 9/29 ___ Indiana 38, Iowa 20 _____ BTN
 10/6 ___ Penn State 27, Iowa 7 _____ ABC
 10/13 ___ Iowa 10, Illinois 6 _____ ESPN2
 10/20 ___ Purdue 31, Iowa 6 _____ ESPN2
 10/27 ___ Iowa 34, Michigan St. 27 (2 OT) ESPN2
 11/3 ___ Iowa 28, Northwestern 17 _____ ESPN2
 11/10 ___ Iowa 21, Minnesota 16 _____ BTN
 11/17 ___ W. Michigan 28, Iowa 19 _____ BTN

2008 (9-4) Network

8/30 ___ Iowa 46, Maine 3 _____ BTN
 9/6 ___ Iowa 42, Fla. International 0 _____ BTN
 9/13 ___ Iowa 17, Iowa State 5 _____ BTN
 9/20 ___ Pittsburgh 21, Iowa 20 _____ ESPN2
 9/27 ___ Northwestern 22, Iowa 17 _____ ESPN-C
 10/4 ___ Michigan State 16, Iowa 13 _____ ESPN2
 10/11 ___ Iowa 45, Indiana 9 _____ BTN
 10/18 ___ Iowa 38, Wisconsin 16 _____ BTN
 11/1 ___ Illinois 27, Iowa 24 _____ ABC
 11/8 ___ Iowa 24, Penn State 23 _____ ABC
 11/15 ___ Iowa 22, Purdue 17 _____ BTN
 11/22 ___ Iowa 55, Minnesota 0 _____ BTN
 1/1 ___ Iowa 31, South Carolina 10 _____ ESPN

2009 (11-2) Network

9/5 ___ Iowa 17, Northern Iowa 16 _____ BTN
 9/12 ___ Iowa 35, Iowa State 3 _____ FOX
 9/19 ___ Iowa 27, Arizona 17 _____ ABC
 9/26 ___ Iowa 21, Penn State 10 _____ ABC
 10/3 ___ Iowa 24, Arkansas State 21 _____ ESPN2
 10/10 ___ Iowa 30, Michigan 28 _____ ABC
 10/17 ___ Iowa 20, Wisconsin 10 _____ ESPN
 10/24 ___ Iowa 15, Michigan State 13 _____ BTN
 10/31 ___ Iowa 42, Indiana 24 _____ ESPN
 11/7 ___ Northwestern 17, Iowa 10 _____ ESPN
 11/14 ___ Ohio State 27, Iowa 24 (OT) _____ ABC
 11/21 ___ Iowa 12, Minnesota 0 _____ ESPN
 1/5 ___ Iowa 24, Georgia Tech 14 _____ FOX

2010 (8-5) Network

9/4 ___ Iowa 37, Eastern Illinois 7 _____ BTN
 9/11 ___ Iowa 35, Iowa State 7 _____ ABC
 9/18 ___ Arizona 34, Iowa 27 _____ ESPN
 9/25 ___ Iowa 45, Ball State 0 _____ BTN
 10/2 ___ Iowa 24, Penn State 3 _____ ESPN
 10/16 ___ Iowa 38, Michigan 28 _____ ABC
 10/23 ___ Wisconsin 31, Iowa 30 _____ ABC
 10/30 ___ Iowa 37, Michigan State 6 _____ ABC
 11/6 ___ Iowa 18, Indiana 13 _____ BTN
 11/13 ___ Northwestern 21, Iowa 17 _____ ESPN
 11/20 ___ Ohio State 20, Iowa 17 _____ ABC
 11/27 ___ Minnesota 27, Iowa 24 _____ BTN
 12/28 ___ Iowa 27, Missouri 24 _____ ESPN

2011 (7-6) Network

9/3 ___ Iowa 34, Tennessee Tech 7 _____ BTN
 9/10 ___ Iowa State 44, Iowa 41 (3OT) _____ FSN
 9/17 ___ Iowa 31, Pittsburgh 27 _____ ESPN2
 9/24 ___ Iowa 45, ULM 17 _____ BTN
 10/8 ___ Penn State 13, Iowa 3 _____ ABC
 10/15 ___ Iowa 41, Northwestern 31 _____ BTN
 10/22 ___ Iowa 45, Indiana 24 _____ BTN
 10/29 ___ Minnesota 22, Iowa 21 _____ BTN
 11/5 ___ Iowa 24, Michigan 16 _____ ESPN
 11/12 ___ Michigan State 37, Iowa 21 _____ ESPN2
 11/19 ___ Iowa 31, Purdue 21 _____ BTN
 11/25 ___ Nebraska 20, Iowa 7 _____ ABC
 12/30 ___ Oklahoma 31, Iowa 14 _____ ESPN

2012 (4-8) Network

9/1 ___ Iowa 18, N. Illinois 17 _____ ESPN2
 9/8 ___ Iowa State 9, Iowa 6 _____ BTN
 9/15 ___ Iowa 27, Northern Iowa 16 _____ BTN
 9/22 ___ Central Michigan 32, Iowa 31 _____ BTN
 9/29 ___ Iowa 31, Minnesota 13 _____ ESPN2
 10/13 ___ Iowa 19, Michigan St. 16 (2OT) ESPN
 10/20 ___ Penn State 38, Iowa 14 _____ BTN
 10/27 ___ Northwestern 28, Iowa 17 _____ ESPN2
 11/3 ___ Indiana 24, Iowa 21 _____ BTN
 11/10 ___ Purdue 27, Iowa 24 _____ BTN
 11/17 ___ Michigan 42, Iowa 17 _____ ESPN
 11/23 ___ Nebraska 13, Iowa 7 _____ ABC

2013 (8-5) Network

8/31 ___ N. Illinois 30, Iowa 27 _____ BTN
 9/7 ___ Iowa 28, Missouri State 14 _____ BTN
 9/14 ___ Iowa 27, Iowa State 21 _____ FS1
 9/21 ___ Iowa 59, W. Michigan 3 _____ BTN
 9/28 ___ Iowa 23, Minnesota 7 _____ ABC
 10/5 ___ Michigan State 26, Iowa 14 _____ ESPN2
 10/19 ___ Ohio State 34, Iowa 24 _____ ABC
 10/26 ___ Iowa 17, Northwestern 10 (OT) BTN
 11/2 ___ Wisconsin 28, Iowa 9 _____ ABC
 11/9 ___ Iowa 38, Purdue 14 _____ BTN
 11/23 ___ Iowa 24, Michigan 21 _____ BTN
 11/29 ___ Iowa 38, Nebraska 17 _____ ABC
 1/1 ___ LSU 21, Iowa 14 _____ ESPN

2014 (7-6) Network

8/31 ___ Iowa 31, Northern Iowa 23 _____ BTN
 9/6 ___ Iowa 17, Ball State 13 _____ ESPN2
 9/13 ___ Iowa State 20, Iowa 17 _____ ESPN
 9/20 ___ Iowa 24, Pittsburgh 20 _____ ESPN2
 9/27 ___ Iowa 24, Purdue 10 _____ BTN
 10/11 ___ Iowa 45, Indiana 29 _____ ESPN2
 10/18 ___ Maryland 38, Iowa 31 _____ ESPN2
 11/1 ___ Iowa 48, Northwestern 7 _____ BTN
 11/8 ___ Minnesota 51, Iowa 14 _____ ESPN2
 11/15 ___ Iowa 30, Illinois 14 _____ BTN
 11/22 ___ Wisconsin 26, Iowa 24 _____ ABC
 11/18 ___ Nebraska 37, Iowa 34 (OT) _____ ABC
 1/2 ___ Tennessee 45, Iowa 28 _____ ESPN

2015 (12-2) Network

9/5 ___ Iowa 31, Illinois State 14 _____ BTN
 9/12 ___ Iowa 31, Iowa State 17 _____ FOX
 9/19 ___ Iowa 27, Pittsburgh 24 _____ BTN
 9/26 ___ Iowa 62, North Texas 16 _____ ESPN2
 10/3 ___ Iowa 10, Wisconsin 6 _____ ESPN
 10/10 ___ Iowa 29, Illinois 20 _____ ESPN2
 10/17 ___ Iowa 40, Northwestern 10 _____ ABC
 10/31 ___ Iowa 31, Maryland 15 _____ ABC
 11/7 ___ Iowa 35, Indiana 27 _____ ESPN
 11/14 ___ Iowa 40, Minnesota 35 _____ BTN
 11/21 ___ Iowa 40, Purdue 20 _____ ESPN2
 11/27 ___ Iowa 28, Nebraska 20 _____ ABC
 12/5 ___ Michigan State 16, Iowa 13 _____ FOX
 1/1 ___ Stanford 45, Iowa 16 _____ ESPN

Legend

BTN -- Big Ten Network, Big Ten -- Big Ten Conference regional network, FS1 -- FOX Sports 1, FOX -- FOX Sports,
 REG -- Iowa or opponent regional network, E-REG -- ESPN Regional, ESPN-C -- ESPN Classic

2016 (8-5) _____ Network

9/3 ___ Iowa 45, Miami Ohio 21 _____ ESPN2
 9/10 ___ Iowa 42, Iowa State 3q _____ BTN
 9/17 ___ N. Dakota State 23, Iowa 21 _____ ESPN2
 9/24 ___ Iowa 14, Rutgers 7 _____ ESPN2
 10/1 ___ Northwestern 38, Iowa 31 _____ ESPN2
 10/8 ___ Iowa 14, Minnesota 7 _____ ESPN2
 10/15 ___ Iowa 49, Purdue 35 _____ ESPN2
 10/22 ___ Wisconsin 17, Iowa 9 _____ ESPN
 11/5 ___ Penn State 41, Iowa 14 _____ BTN
 11/12 ___ Iowa 14, Michigan 13 _____ ABC
 11/19 ___ Iowa 28, Illinois 0 _____ BTN
 11/25 ___ Iowa 40, Nebraska 10 _____ ABC
 1/2 ___ Florida 30, Iowa 3 _____ ABC

2017 (8-5) _____ Network

9/2 ___ Iowa 24, Wyoming 3 _____ BTN
 9/9 ___ Iowa 44, Iowa State 41 (OT) _____ ESPN2
 9/16 ___ Iowa 31, North Texas 14 _____ ESPN2
 9/23 ___ Penn State 21, Iowa 19 _____ ABC
 9/30 ___ Michigan State 17, Iowa 10 _____ FS1
 10/7 ___ Iowa 45, Illinois 16 _____ BTN
 10/21 ___ Northwestern 17, Iowa 10 (OT) ESPN2
 10/28 ___ Iowa 17, Minnesota 10 _____ FS1
 11/4 ___ Iowa 55, Ohio State 24 _____ ESPN
 11/11 ___ Wisconsin 38, Iowa 14 _____ ABC
 11/18 ___ Purdue 24, Iowa 15 _____ BTN
 11/24 ___ Iowa 56, Nebraska 14 _____ FS1
 12/28 ___ Iowa 27, Boston College 20 _____ ESPN

2018 (9-4) _____ Network

9/1 ___ Iowa 33, Northern Illinois 7 _____ BTN
 9/8 ___ Iowa 13, Iowa State 3 _____ FOX
 9/15 ___ Iowa 38, Northern Iowa 14 _____ BTN
 9/22 ___ Wisconsin 28, Iowa 17 _____ FOX
 10/6 ___ Iowa 48, Minnesota 31 _____ BTN
 10/13 ___ Iowa 42, Indiana 16 _____ ESPN2
 10/20 ___ Iowa 23, Maryland 0 _____ ESPN2
 10/27 ___ Penn State 30, Iowa 24 _____ ESPN
 11/3 ___ Purdue 38, Iowa 36 _____ ESPN2
 11/10 ___ Northwestern 14, Iowa 10 _____ FOX
 11/17 ___ Iowa 63, Illinois 0 _____ BTN
 11/23 ___ Iowa 31, Nebraska 28 _____ FOX
 1/1 ___ Iowa 27, Mississippi State 22 _____ ESPN2

Iowa's Record by Network

ABC:	41-55-1
Big Ten:	13-3-1
Big Ten Network:	33-11
CBS:	12-4-1
ESPN:	36-25-1
ESPN2:	30-17
ESPN Regional:	28-16
ESPN Classic:	1-0
ESPNU:	9-1
FOX:	6-8
Fox Sports 1/FS1:	3-1
Metro:	1-0
Mislou:	0-1
NBC:	10-4-1
Raycom:	1-1
Regional:	8-4
Versus:	0-1
WTBS:	3-1
Total:	235-153-5

No coach
1889 (0-1-0)

11/16 ____ L ____ Grinnell ____ 0-24

1890 (1-1-0)

10/18 ____ L * ____ Grinnell ____ 6-14

____ L ____ Iowa Medical ____ 10-22

11/27 ____ W ____ Iowa Wesleyan ____ 91-0

1891 (3-2-0)

10/24 ____ W * ____ Cornell ____ 64-6

11/2 ____ L * ____ Minnesota ____ 4-42

11/9 ____ L ____ Grinnell ____ 4-6

11/26 ____ W ____ Nebraska ____ 22-0

12/5 ____ W ____ Kansas ____ 18-14

Coach E.A. Dalton
1892 (3-2-1)

10/21 ____ W ____ Coe ____ 48-0

10/29 ____ W * ____ Knox ____ 44-0

11/5 ____ L ____ Kansas ____ 4-24

11/12 ____ L ____ Missouri ____ 0-22

11/16 ____ W * ____ Grinnell ____ 18-12

11/24 ____ T ____ Nebraska ____ 10-10

Coach Ben Donnelly
1893 (3-4-0)

10/7 ____ W ____ Coe ____ 56-0

10/14 ____ L ____ Denver Ath. Club ____ 0-58

10/21 ____ W * ____ Luther ____ 32-0

11/4 ____ L ____ Kansas ____ 24-35

11/11 ____ L ____ Grinnell ____ 14-36

11/18 ____ W * ____ Missouri ____ 34-12

11/30 ____ L ____ Nebraska ____ 18-20

Coach Roger Sherman
1894 (4-4-1)

10/1 ____ L * ____ Iowa State ____ 8-16

10/13 ____ W * ____ Cornell ____ 60-0

10/20 ____ W ____ Augustana ____ 34-0

10/27 ____ T ____ Chicago ____ 18-18

10/29 ____ L ____ Wisconsin ____ 0-44

11/3 ____ W * ____ Kansas ____ 14-12

11/10 ____ W * ____ Grinnell ____ 6-0

11/19 ____ L ____ Missouri ____ 6-32

11/29 ____ L ____ *Nebraska ____ 0-36

No coach
1895 (2-5-0)

10/12 ____ L * ____ Doane ____ 0-10

10/19 ____ W ____ Parsons ____ 28-0

10/28 ____ L * ____ Iowa State ____ 0-24

11/2 ____ L ____ Kansas ____ 0-52

11/18 ____ L ____ Missouri ____ 0-34

11/19 ____ W ____ Penn College ____ 14-12

11/28 ____ L ____ Nebraska ____ 0-6

Coach A.E. Bull
1896 (7-1-1)

10/3 ____ W * ____ Drake ____ 32-0

10/10 ____ L ____ Chicago ____ 0-6

10/26 ____ W * ____ Kansas ____ 6-0

11/4 ____ W * ____ Wilton ____ 27-0

11/9 ____ W ____ Missouri ____ 12-0

11/14 ____ W ____ *Grinnell ____ 15-6

11/21 ____ W ____ *D.M. YMCA ____ 34-0

11/26 ____ T ____ *Nebraska ____ 0-0

11/28 ____ W ____ *Nebraska ____ 6-0

Coach Otto Wagonhurst
1897 (4-4-0)

10/2 ____ W * ____ Wilton ____ 22-4

10/16 ____ W ____ Northwestern ____ 12-6

10/23 ____ L * ____ P & S ____ 0-14

10/30 ____ L ____ Kansas ____ 0-56

11/5 ____ L * ____ Iowa State ____ 0-6

11/13 ____ W ____ Drake ____ 16-0

11/20 ____ W * ____ Grinnell ____ 16-12

11/25 ____ L ____ Nebraska ____ 0-6

Coach Alden Knipe
1898 (3-4-2)

10/1 ____ T ____ *Knox ____ 0-0

10/8 ____ L ____ Chicago ____ 0-38

10/15 ____ L * ____ Drake ____ 5-18

10/22 ____ W * ____ Upper Iowa ____ 23-5

10/29 ____ L ____ *Rush ____ 11-15

11/5 ____ L * ____ Iowa Teachers ____ 5-11

11/12 ____ T ____ Grinnell ____ 5-5

11/17 ____ W * ____ Simpson ____ 12-0

11/24 ____ W ____ Nebraska ____ 6-5

1899 (8-0-1)

9/23 ____ W * ____ Iowa Teachers ____ 22-0

10/7 ____ T ____ Chicago ____ 5-5

10/14 ____ W * ____ Penn ____ 35-0

10/21 ____ W * ____ Rush ____ 17-0

10/28 ____ W * ____ Iowa State ____ 5-0

11/4 ____ W ____ Nebraska ____ 30-0

11/11 ____ W * ____ Grinnell ____ 16-6

11/18 ____ W * ____ Knox ____ 33-0

11/30 ____ W ____ Illinois ____ 58-0

1900 (7-0-1, 2-0-1)

9/28 ____ W * ____ Upper Iowa ____ 57-0

10/6 ____ W * ____ Iowa Teachers ____ 68-0

10/13 ____ W * ____ Simpson ____ 47-0

10/19 ____ ____ Iowa State ____ cancelled

10/26 ____ W * ____ Drake ____ 26-0

11/2 ____ W ____ Chicago ____ 17-0

11/10 ____ W ____ Michigan ____ 28-5

11/17 ____ W * ____ Grinnell ____ 63-2

11/29 ____ T ____ Northwestern ____ 5-5

1901 (6-3-0, 0-3-0)

10/5 ____ W * ____ Iowa Teachers ____ 16-0

10/12 ____ W ____ Drake ____ 6-5

10/19 ____ W * ____ Iowa State ____ 12-0

10/26 ____ L ____ Minnesota ____ 0-16

10/30 ____ W * ____ Coe ____ 11-0

11/2 ____ W * ____ Knox ____ 23-6

11/9 ____ L * ____ Illinois ____ 0-27

11/16 ____ W * ____ Grinnell ____ 17-11

11/28 ____ L ____ Michigan ____ 0-50

1902 (5-4-0, 0-3-0)

10/4 ____ W * ____ Iowa Teachers ____ 63-5

10/11 ____ W * ____ Drake ____ 12-0

10/18 ____ W * ____ Simpson ____ 10-0

10/25 ____ L * ____ Minnesota ____ 0-34

11/1 ____ W * ____ Iowa State ____ 12-6

11/8 ____ L ____ Michigan ____ 0-107

11/15 ____ W ____ Washington (MO) ____ 61-0

11/20 ____ L ____ Missouri ____ 0-6

11/27 ____ L ____ Illinois ____ 0-80

Coach John Chalmers
1903 (9-2-0, 1-1-0)

9/27 ____ W * ____ Cornell ____ 6-0

9/30 ____ W * ____ Coe ____ 16-0

10/3 ____ W * ____ Iowa Teachers ____ 29-0

10/9 ____ W * ____ Drake ____ 22-6

10/17 ____ L ____ Minnesota ____ 0-75

10/24 ____ W ____ Grinnell ____ 17-0

10/31 ____ L * ____ Nebraska ____ 6-17

11/6 ____ W * ____ Simpson ____ 35-2

11/14 ____ W ____ Missouri ____ 16-0

11/21 ____ W * ____ Illinois ____ 12-0

11/26 ____ W ____ Washington (MO) ____ 12-2

1904 (7-4-0, 0-3-0)

9/24 ____ W * ____ Coe ____ 17-0

9/28 ____ W * ____ Augustana ____ 33-2

10/1 ____ W * ____ Cornell ____ 88-0

10/8 ____ W ____ Drake ____ 17-0

10/15 ____ L ____ Chicago ____ 0-39

10/22 ____ W * ____ Iowa Teachers ____ 11-5

10/29 ____ W * ____ Iowa State ____ 10-6

11/5 ____ L ____ Nebraska ____ 6-17

11/12 ____ W * ____ Grinnell ____ 69-0

11/19 ____ L ____ Illinois ____ 0-29

11/24 ____ L ____ Minnesota ____ 0-11

1905 (8-2-0, 0-2-0)

9/26 ____ W * ____ Coe ____ 27-0

9/30 ____ W * ____ Monmouth ____ 40-0

10/7 ____ L ____ Chicago ____ 0-42

10/21 ____ L ____ Minnesota ____ 0-39

10/28 ____ W * ____ Iowa Teachers ____ 41-5

11/4 ____ W * ____ Grinnell ____ 45-0

11/11 ____ W * ____ Des Moines ____ 72-0

11/18 ____ W * ____ Drake ____ 44-0

11/25 ____ W ____ Iowa State ____ 8-0

11/30 ____ W ____ St. Louis ____ 31-0

Coach Mark Catlin
1906 (2-3-0, 0-1-0)

10/27 ____ W * ____ Missouri ____ 26-4

11/3 ____ L ____ Wisconsin ____ 4-18

11/10 ____ W * ____ Coe ____ 15-12

11/24 ____ L * ____ Iowa State ____ 0-2

11/29 ____ L ____ St. Louis ____ 0-39

1907 (3-2-0, 1-1-0)

10/19 ____ W * ____ Missouri ____ 21-6

10/26 ____ W ____ Drake ____ 25-4

11/2 ____ L * ____ Wisconsin ____ 5-6

11/9 ____ W * ____ Illinois ____ 25-12

11/23 ____ L ____ Iowa State ____ 14-20

1908 (2-5-0, 0-1-0)

10/10 ____ W * ____ Coe ____ 92-0

10/17 ____ L ____ Missouri ____ 5-10

10/24 ____ W ____ Morningside ____ 16-0

10/31 ____ L * ____ Nebraska ____ 8-11

11/7 ____ L ____ Illinois ____ 0-22

11/14 ____ L * ____ Drake ____ 6-12

11/21 ____ L * ____ Kansas ____ 5-10

Coach John Griffith
1909 (2-4-1, 0-1-0)

10/2 ____ L ____ Minnesota ____ 0-41

10/9 ____ W * ____ Cornell ____ 3-0

10/23 ____ T ____ Nebraska ____ 6-6

10/30 ____ L * ____ Missouri ____ 12-13

11/6 ____ L ____ Drake ____ 14-17

11/13 ____ W * ____ Iowa State ____ 16-0

11/20 ____ L ____ Kansas ____ 7-20

Coach Jess Hawley**1910 (5-2-0, 1-1-0)**

10/4	W	*	Morningside	12-0
10/8	L		Northwestern	5-10
10/15	L		Missouri	0-5
10/22	W	*	Purdue	16-0
11/5	W		Iowa State	2-0
11/12	W	*	Drake	21-0
11/19	W		Washington (MO)	38-0

1911 (3-4-0, 2-2-0)

10/14	W		*Morningside	11-5
10/21	L		*Cornell	0-3
10/28	L		Minnesota	6-24
11/4	L		Wisconsin	0-12
11/11	W		Purdue	11-0
11/18	L	*	Iowa State	0-9
11/25	W	*	Northwestern	6-0

1912 (4-3-0, 1-3-0)

10/5	W	*	Iowa Teachers	35-7
10/12	W	*	Cornell	31-0
10/19	L		Chicago	14-34
10/26	L		Minnesota	7-56
11/9	W		Indiana	13-6
11/16	W		Iowa State	20-7
11/23	L	*	Wisconsin (h)	10-28

1913 (5-2-0, 2-1-0)

10/4	W	*	Iowa Teachers	45-3
10/6	W	*	Cornell	76-0
10/18	L		Chicago	6-23
10/25	W		Northwestern	78-6
11/8	W	*	Indiana	60-0
11/15	W	*	Iowa State (h)	45-7
11/22	L		Nebraska	0-12

1914 (4-3-0, 1-2-0)

10/3	W	*	Iowa Teachers	95-0
10/10	W	*	Cornell	49-0
10/17	L		Chicago	0-7
10/24	L	*	Minnesota (h)	0-7
11/7	W		Northwestern	27-0
11/14	W		Iowa State	26-6
11/21	L	*	Nebraska	7-16

1915 (3-4-0, 1-2-0)

10/2	W	*	Cornell	33-0
10/9	W		Morningside	17-6
10/16	W	*	Northwestern	9-6
10/23	L		Minnesota	13-51
11/6	L		Purdue	13-19
11/13	L	*	Iowa State (h)	0-16
11/20	L		Nebraska	7-52

Coach Howard Jones**1916 (4-3-0, 1-2-0)**

10/7	W	*	Cornell	31-6
10/14	W	*	Grinnell	17-7
10/21	W	*	Purdue	24-6
10/28	L		Minnesota	0-67
11/11	L		Northwestern	13-20
11/18	W		Iowa State	19-16
11/25	L	*	Nebraska (h)	17-34

1917 (3-5-0, 0-2-0)

10/6	W	*	Cornell	22-13
10/13	L		Nebraska	0-47
10/20	L	*	Grinnell	0-10
10/27	L		Wisconsin	0-20
11/3	L	*	Great Lakes	14-23
11/10	W	*	South Dakota	35-0
11/17	L		Northwestern	14-25
11/24	W	*	Iowa State (h)	6-3

1918 (6-2-1, 2-1-0)

9/28	L	*	Great Lakes	0-10
10/5	W		Nebraska	12-0
10/12	W	*	Coe	27-0
10/19	W	*	Cornell	34-0
11/2	L	*	Illinois	0-19
11/9	W	*	Minnesota (h)	6-0
11/16	W	*	Iowa State	21-0
11/23	W	*	Northwestern	23-7
11/30	T		Camp Dodge	0-0

1919 (5-2-0, 2-2-0)

10/4	W	*	Nebraska	18-0
10/18	L		Illinois	7-9
10/25	W		Minnesota	9-6
11/1	W	*	South Dakota	26-13
11/8	W		Northwestern	14-7
11/15	L		Chicago	6-9
11/22	W	*	Iowa State (h)	10-0

1920 (5-2-0, 3-2-0)

10/2	W		Indiana	14-7
10/9	W	*	Cornell	63-0
10/16	L		Illinois	3-20
10/23	L		Chicago	0-10
11/6	W	*	Northwestern	20-0
11/13	W	*	Minnesota (h)	28-7
11/20	W		Iowa State	14-10

1921 (7-0-0, 5-0-0)

10/1	W	*	Knox	52-14
10/8	W	*	Notre Dame	10-7
10/15	W	*	Illinois (h)	14-2
10/29	W		Purdue	13-6
11/5	W		Minnesota	41-7
11/12	W	*	Indiana	41-0
11/19	W		Northwestern	14-0

1922 (7-0-0, 5-0-0)

10/7	W	*	Knox	61-0
10/14	W		Yale	6-0
10/21	W		Illinois	8-7
10/28	W	*	Purdue	56-0
11/11	W	*	Minnesota (h)	28-14
11/18	W		Ohio State	12-9
11/25	W	*	Northwestern	37-3

1923 (5-3-0, 3-3-0)

9/29	W	*	Oklahoma A&M	20-0
10/6	W	*	Knox	44-3
10/13	W	*	Purdue	7-0
10/20	L	*	Illinois (h)	6-9
10/27	W		Ohio State	20-0
11/3	L	*	Michigan	3-9
11/17	L		Minnesota	7-20
11/24	W		Northwestern	17-14

Coach Burt Ingwersen**1924 (6-1-1, 3-1-1)**

10/4	W	*	SE Oklahoma	43-0
10/14	T	*	Ohio State	0-0
10/18	W	*	Lawrence	13-5
10/25	W	*	Minnesota (h)	13-0
11/1	L		Illinois	0-36
11/8	W	*	Butler	7-0
11/15	W		Wisconsin	21-7
11/22	W		Michigan	9-2

1925 (5-3-0, 2-2-0)

10/3	W	*	Arkansas	26-0
10/10	W	*	St. Louis	41-0
10/17	W	*	Illinois (h)	12-10
10/24	W		Ohio State	15-0
10/31	W	*	Wabash	28-7
11/7	L	*	Wisconsin	0-6
11/14	L		Minnesota	0-33
11/21	L		Southern Cal	0-18

1926 (3-5-0, 0-5-0)

10/2	W	*	Colorado Teachers	24-0
10/9	W	*	North Dakota	40-7
10/16	L		Illinois	6-13
10/23	L		Ohio State	6-23
10/30	W	*	Carroll	21-0
11/6	L	*	Minnesota (h)	0-41
11/13	L		Wisconsin	10-20
11/20	L	*	Northwestern	6-13

1927 (4-4-0, 1-4-0)

10/1	W	*	Monmouth (@ Iowa Field)	32-6
10/8	L	*	Ohio State	6-13
10/15	W	*	Wabash	38-0
10/22	L		Minnesota	0-38
10/29	W	*	Denver	15-0
11/5	L	*	Illinois (h)	0-14
11/12	W		Wisconsin	16-0
11/19	L		Northwestern	0-12

1928 (6-2-0, 3-2-0)

10/6	W	*	Monmouth	26-0
10/13	W		Chicago	13-0
10/20	W	*	Ripon	61-6
10/27	W	*	Minnesota (h)	7-6
11/3	W	*	South Dakota	19-0
11/10	W		Ohio State	14-7
11/17	L	*	Wisconsin	0-13
11/24	L		Michigan	7-10

1929 (4-2-2, 2-2-2)

9/28	W	*	Carroll (at Iowa Field)	46-0
10/5	W	*	Monmouth	46-0
10/12	L		Ohio State	6-7
10/19	T	*	Illinois (h)	7-7
10/26	W		Wisconsin	14-0
11/9	W	*	Minnesota	9-7
11/16	L		Purdue	0-7
11/23	T		Michigan	0-0

1930 (4-4-0, 0-1-0)

9/27	W	*	Bradley Tech	38-12
10/4	L	*	Oklahoma A&M	0-6
10/11	L	*	Centenary	12-19
10/18	L	*	Purdue	0-20
11/1	W		Detroit	7-3
11/8	L		Marquette	0-7
11/15	W	*	Penn State (h)	19-0
11/22	W	*	Nebraska	12-7

1931 (1-6-1, 0-3-1)

10/3	L	*	Pittsburgh	0-20
10/10	L		Texas A&M	0-29
10/17	T	*	Indiana (h)	0-0
10/24	L		Minnesota	0-34
10/31	W	*	George Washington	7-0
11/7	L		Nebraska	0-7
11/14	L		Purdue	0-22
11/21	L	*	Northwestern	0-19

Coach Ossie Solem
1932 (1-7-0, 0-5-0)

10/1	W	* Bradley Tech	31-7
10/8	L	Wisconsin	0-34
10/15	L	Indiana	0-12
10/22	L	* Minnesota (h)	6-21
10/28	L	Geo. Washington	6-21
11/5	L	* Nebraska	13-14
11/12	L	* Purdue	0-18
11/19	L	Northwestern	6-44

1933 (5-3-0, 3-2-0)

9/30	W	Northwestern	7-0
10/7	W	* Bradley Tech	38-0
10/21	W	* Wisconsin (h)	26-7
10/28	L	Minnesota	7-19
11/4	W	* Iowa State	27-7
11/11	L	Michigan	6-10
11/18	W	Purdue	14-6
11/25	L	Nebraska	6-7

1934 (2-5-1, 1-3-1)

9/29	W	* South Dakota	34-0
10/6	W	Northwestern	20-7
10/13	L	Nebraska	13-14
10/20	L	Iowa State	6-31
10/27	L	* Minnesota (h)	12-48
11/3	T	Indiana	0-0
11/10	L	* Purdue	6-13
11/24	L	Ohio State	7-40

1935 (4-2-2, 1-2-2)

9/28	W	* Bradley Tech	26-0
10/5	W	* South Dakota	47-2
10/12	W	* Colgate	12-6
10/26	W	Illinois	19-0
11/2	T	* Indiana	6-6
11/9	L	* Minnesota (h)	6-13
11/16	L	Purdue	6-12
11/23	T	Northwestern	0-0

1936 (3-4-1, 0-4-1)

9/26	W	* Carleton	14-0
10/3	L	Northwestern	7-18
10/10	W	* South Dakota	33-7
10/17	T	* Illinois (h)	0-0
10/31	L	Indiana	6-13
11/7	L	Minnesota	0-52
11/14	L	* Purdue	0-13
11/21	W	Temple	25-0

Coach Irl Tubbs
1937 (1-7-0, 0-5-0)

9/25	L	Washington	0-14
10/9	W	* Bradley Tech	14-7
10/16	L	Wisconsin	6-13
10/23	L	* Michigan	6-7
10/30	L	Purdue	0-13
11/6	L	* Minnesota (h)	10-35
11/13	L	* Indiana	0-3
11/20	L	Nebraska	0-28

1938 (1-6-1, 1-3-1)

9/23	L	UCLA	3-27
10/8	L	* Wisconsin (h)	13-31
10/15	W	Chicago	27-14
10/22	L	* Colgate	0-14
10/29	T	* Purdue	0-0
11/5	L	Minnesota	0-28
11/12	L	Indiana	3-7
11/19	L	* Nebraska	0-14

Coach Eddie Anderson
1939 (6-1-1, 4-1-1)

9/30	W	* South Dakota	41-0
10/7	W	* Indiana	32-29
10/14	L	Michigan	7-27
10/28	W	Wisconsin	19-13
11/4	W	Purdue	4-0
11/11	W	* Notre Dame	7-6
11/18	W	* Minnesota (h)	13-9
11/25	T	Northwestern	7-7

1940 (4-4-0, 2-3-0)

10/5	W	* South Dakota	46-0
10/12	W	* Wisconsin	30-12
10/19	L	Indiana	6-10
10/26	L	Minnesota	6-34
11/2	L	* Purdue (h)	6-21
11/9	L	Nebraska	6-14
11/16	W	Notre Dame	7-0
11/23	W	* Illinois	18-7

1941 (3-5-0, 2-4-0)

9/27	W	* Drake	25-8
10/4	L	Michigan	0-6
10/18	L	Wisconsin	0-23
10/25	L	Purdue	6-7
11/1	W	* Indiana (h)	13-7
11/8	W	Illinois	21-0
11/15	L	* Minnesota	13-34
11/22	L	Nebraska	13-14

1942 (6-4-0, 3-3-0)

9/19	W	* Washington (MO)	26-7
9/26	W	* Nebraska	27-0
10/3	L	* Great Lakes	0-25
10/10	W	* Camp Grant	33-16
10/17	L	* Illinois	7-12
10/24	W	Indiana	14-13
10/31	W	* Purdue	13-7
11/7	W	* Wisconsin (h)	6-0
11/14	L	Minnesota	7-27
11/28	L	Michigan	14-28

Coach Slip Madigan
1943 (1-6-1, 0-4-1)

9/25	L	Great Lakes	7-21
10/2	L	* Wisconsin	5-7
10/9	L	* Iowa Preflight	0-25
10/16	T	* Indiana	7-7
10/23	L	Purdue	7-28
11/6	L	* Illinois (h)	10-19
11/13	L	Minnesota	14-33
11/20	W	Nebraska	33-13

1944 (1-7-0, 0-6-0)

10/7	L	Ohio State	0-34
10/14	L	Illinois	6-40
10/21	L	* Purdue (h)	7-26
10/28	L	Indiana	0-32
11/4	W	* Nebraska	27-6
11/11	L	Wisconsin	7-26
11/18	L	* Minnesota	0-46
11/25	L	* Iowa Preflight	6-30

Coach Clem Crowe
1945 (2-7-0, 1-5-0)

9/29	W	* Berg AAF	14-13
10/6	L	Ohio State	0-42
10/13	L	Purdue	0-40
10/20	L	* Indiana	20-52
10/27	L	Notre Dame	0-56
11/3	L	* Wisconsin (h)	7-27
11/10	L	Illinois	7-48
11/17	W	* Minnesota	20-19
11/24	L	Nebraska	6-13

Coach Eddie Anderson
1946 (5-4-0, 3-3-0)

9/21	W	* North Dakota St.	39-0
9/28	W	* Purdue	16-0
10/5	L	Michigan	7-14
10/12	W	* Nebraska	21-7
10/19	W	Indiana	13-0
10/26	L	* Notre Dame	6-41
11/2	L	* Illinois (h)	0-7
11/9	W	Wisconsin	21-7
11/16	L	Minnesota	6-16

1947 (3-5-1, 2-3-1)

9/20	W	* North Dakota St.	59-0
9/26	L	UCLA	7-22
10/4	L	* Illinois	12-35
10/11	W	* Indiana (h)	27-14
10/18	T	Ohio State	13-13
10/25	L	Notre Dame	0-21
11/1	L	Purdue	0-21
11/8	L	Wisconsin	14-46
11/15	W	* Minnesota	13-7

1948 (4-5-0, 2-4-0)

9/25	W	* Marquette	14-12
10/2	L	Indiana	0-7
10/9	W	Ohio State	14-7
10/16	L	* Purdue (h)	13-20
10/23	L	* Notre Dame	12-27
10/30	W	* Wisconsin	19-13
11/6	L	Illinois	0-14
11/13	L	* Minnesota	21-28
11/20	W	Boston Univ.	34-14

1949 (4-5-0, 3-3-0)

9/24	L	* UCLA	25-41
10/1	W	Purdue	21-7
10/8	L	* Illinois	14-20
10/15	W	* Indiana (h)	35-9
10/22	W	* Northwestern	28-21
10/29	W	* Oregon	34-31
11/5	L	Minnesota	7-55
11/12	L	Wisconsin	13-35
11/19	L	Notre Dame	7-28

Coach Leonard Raffensperger
1950 (3-5-1, 2-4-0)

9/29	W	Southern Cal	20-14
10/7	L	Indiana	7-20
10/14	L	* Wisconsin	0-14
10/21	W	* Purdue (h)	33-21
10/28	L	Ohio State	21-83
11/4	W	Minnesota	13-0
11/11	L	* Illinois	7-21
11/18	T	* Notre Dame	14-14
11/24	L	Miami (FL)	6-14

1951 (2-5-2, 0-5-1)

9/29	W	*	Kansas State	16-0
10/6	L		Purdue	30-34
10/13	W	*	Pittsburgh	34-17
10/20	L	*	Michigan (h)	0-21
10/27	L		Ohio State	21-47
11/3	T	*	Minnesota	20-20
11/10	L		Illinois	13-40
11/17	L		Wisconsin	7-34
11/24	T		Notre Dame	20-20

Coach Forest Evashevski**1952 (2-7-0, 2-5-0)**

9/27	L		Pittsburgh	14-26
10/4	L		Indiana	13-20
10/11	L		Purdue	14-41
10/18	L	*	Wisconsin	13-42
10/25	W	*	Ohio State (h)	8-0
11/1	L		Minnesota	7-17
11/8	L	*	Illinois	13-33
11/15	W		Northwestern	39-14
11/22	L	*	Notre Dame	0-27

1953 (5-3-1, 3-3-0)

9/26	L	*	Michigan State	7-21
10/3	W	*	Washington State	54-12
10/10	L		Michigan	13-14
10/17	W	*	Wyoming	21-7
10/24	W	*	Indiana (h)	19-13
10/31	L		Wisconsin	6-10
11/7	W		Purdue	26-0
11/14	W	*	Minnesota	27-0
11/21	T		Notre Dame	14-14

1954 (5-4-0, 4-3-0)

9/25	W	*	Michigan State	14-10
10/2	W	*	Montana	48-6
10/9	L		Michigan	13-14
10/16	L		Ohio State	14-20
10/23	W		Indiana	27-14
10/30	W	*	Wisconsin	13-7
11/6	W	*	Purdue (h)	25-14
11/13	L		Minnesota	20-22
11/20	L	*	Notre Dame	18-34

1955 (3-5-1, 2-3-1)

9/24	W	*	Kansas State	28-7
10/1	L		Wisconsin	14-37
10/8	W	*	Indiana	20-6
10/15	T	*	Purdue (h)	20-20
10/21	L		UCLA	13-33
10/29	L		Michigan	21-33
11/5	W	*	Minnesota	26-0
11/12	L		Ohio State	10-20
11/19	L		Notre Dame	14-17

1956 (9-1-0, 5-1-0)

9/29	W		Indiana	27-0
10/6	W	*	Oregon State	14-13
10/13	W	*	Wisconsin	13-7
10/20	W	*	Hawaii	34-0
10/27	W		Purdue	21-20
11/3	L	*	Michigan (h)	14-17
11/10	W		Minnesota	7-0
11/17	W	*	Ohio State	6-0
11/24	W	*	Notre Dame	48-8
1/1	W	%	Oregon State (n)	35-19

%- Rose Bowl at Pasadena, California

1957 (7-1-1, 4-1-1)

9/28	W	*	Utah State	70-14
10/5	W	*	Washington State	20-13
10/12	W		Indiana	47-7
10/19	W	*	Wisconsin (h)	21-7
10/26	W		Northwestern	6-0
11/2	T		Michigan	21-21
11/9	W	*	Minnesota	44-20
11/16	L		Ohio State	13-17
11/23	W		Notre Dame	21-13

1958 (8-1-1, 5-1-0)

9/27	W	*	TCU	17-0
10/4	T	*	Air Force	13-13
10/11	W	*	Indiana	34-13
10/18	W		Wisconsin	20-9
10/25	W	*	Northwestern (h)	26-20
11/1	W		Michigan	37-14
11/8	W		Minnesota	28-6
11/15	L	*	Ohio State	28-38
11/22	W	*	Notre Dame	31-21
1/1	W	%	California (n)	38-12

%- Rose Bowl at Pasadena, California

1959 (5-4-0, 3-3-0)

9/26	W		California	42-12
10/3	L	*	Northwestern	10-14
10/10	W	*	Michigan State (h)	37-8
10/17	L		Wisconsin	16-25
10/24	L		Purdue	7-14
10/31	W	*	Kansas State	53-0
11/7	W	*	Minnesota	33-0
11/14	W		Ohio State	16-7
11/21	L	*	Notre Dame	19-20

1960 (8-1-0, 5-1-0)

9/24	W	*	Oregon State	22-12
10/1	W		Northwestern	42-0
10/8	W		Michigan State	27-15
10/15	W	*	Wisconsin	28-21
10/22	W	*	Purdue (h)	21-14
10/29	W	*	Kansas	21-7
11/5	L		Minnesota	10-27
11/12	W	*	Ohio State	35-12
11/19	W		Notre Dame	28-0

Coach Jerry Burns**1961 (5-4-0, 2-4-0)**

9/30	W	*	California	28-7
10/7	W		Southern Cal	35-34
10/14	W	*	Indiana	27-8
10/21	W	*	Wisconsin (h)	47-15
10/28	L		Purdue	0-9
11/4	L		Ohio State	13-29
11/11	L	*	Minnesota	9-16
11/18	L		Michigan	14-23
11/25	W	*	Notre Dame	42-21

1962 (4-5-0, 3-3-0)

9/29	W	*	Oregon State	28-8
10/6	L	*	USC	0-7
10/13	W		Indiana	14-10
10/20	L		Wisconsin	14-42
10/27	L	*	Purdue (h)	3-26
11/3	W	*	Ohio State	28-14
11/10	L		Minnesota	0-10
11/17	W	*	Michigan	28-14
11/24	L		Notre Dame	12-35

1963 (3-3-2, 2-3-1)

9/28	T	*	Washington State	14-14
10/5	W		Washington	17-7
10/12	W	*	Indiana (h)	37-26
10/19	L	*	Wisconsin	7-10
10/26	L		Purdue	0-14
11/2	L		Ohio State	3-7
11/9	W	*	Minnesota	27-13
11/16	T		Michigan	21-21
11/23			Notre Dame	cancelled

1964 (3-6-0, 1-5-0)

9/26	W	*	Idaho	34-24
10/3	W	*	Washington	28-18
10/10	W		Indiana	21-20
10/17	L		Wisconsin	21-31
10/24	L	*	Purdue (h)	14-19
10/31	L	*	Ohio State	19-21
11/7	L		Minnesota	13-14
11/14	L	*	Michigan	20-34
11/21	L		Notre Dame	0-28

1965 (1-9-0, 0-7-0)

9/18	L	*	Washington State	0-7
9/25	W		Oregon State	27-7
10/2	L		Wisconsin	13-16
10/9	L	*	Purdue (h)	14-17
10/16	L	*	Minnesota	3-14
10/23	L		Northwestern	0-9
10/30	L		Indiana	17-21
11/6	L	*	Michigan State	0-35
11/13	L		Ohio State	0-38
11/20	L	*	North Carolina St.	20-28

Coach Ray Nagel**1966 (2-8-0, 1-6-0)**

9/17	W	*	Arizona	31-20
9/24	L	*	Oregon State	3-17
10/1	L	*	Wisconsin	0-7
10/8	L		Purdue	0-35
10/15	L		Minnesota	0-17
10/22	L	*	Northwestern (h)	15-24
10/29	W	*	Indiana	20-19
11/5	L		Michigan State	7-56
11/12	L	*	Ohio State	10-14
11/18	L		Miami (FL)	0-44

1967 (1-8-1, 0-6-1)

9/23	W	*	TX Christian	24-9
9/30	L	*	Oregon State	18-38
10/7	L		Notre Dame	6-56
10/14	L		Indiana	17-21
10/21	T		Wisconsin	21-21
10/28	L	*	Purdue (h)	22-41
11/4	L	*	Minnesota	0-10
11/11	L		Northwestern	24-39
11/18	L		Ohio State	10-21
11/25	L	*	Illinois	19-21

1968 (5-5-0, 4-3-0)

9/21	W	*	Oregon State	21-20
9/28	L		TX Christian	17-28
10/5	L	*	Notre Dame	28-51
10/12	L	*	Indiana (h)	34-38
10/19	W	*	Wisconsin	41-0
10/26	L		Purdue	14-44
11/2	W		Minnesota	35-28
11/9	W	*	Northwestern	68-34
11/16	L	*	Ohio State	27-33
11/23	W		Illinois	37-13

1969 (5-5-0, 3-4-0)

9/20	L	* Oregon State	14-42
9/27	W	* Washington State	61-35
10/4	W	* Arizona	31-19
10/11	L	Wisconsin	17-23
10/18	L	Purdue	31-35
10/25	W	* Michigan State (h)	19-18
11/1	L	* Minnesota	8-35
11/8	W	Indiana	28-17
11/15	L	* Michigan	6-51
11/22	W	Illinois	40-0

1970 (3-6-1, 3-3-1)

9/19	L	Oregon State	14-21
9/26	L	* Southern Cal	0-48
10/3	L	Arizona	10-17
10/10	W	* Wisconsin	24-14
10/17	L	* Purdue (h)	3-24
10/24	L	Michigan State	0-37
10/31	T	Minnesota	14-14
11/7	W	* Indiana	42-13
11/14	L	Michigan	0-55
11/21	W	* Illinois	22-16

Coach Frank Lauterbur
1971 (1-10-0, 1-8-0)

9/11	L	Ohio State	21-52
9/18	L	Oregon State	19-33
9/25	L	* Penn State	14-44
10/2	L	Purdue	13-45
10/9	L	* Northwestern (h)	3-28
10/16	L	* Minnesota	14-19
10/23	L	Michigan State	3-34
10/30	W	* Wisconsin	20-16
11/6	L	Michigan	7-63
11/13	L	* Indiana	7-14
11/20	L	Illinois	0-31

1972 (3-7-1, 2-6-1)

9/16	L	Ohio State	0-21
9/23	W	* Oregon State	19-11
9/30	L	Penn State	10-14
10/7	L	* Purdue	0-24
10/14	W	Northwestern	23-12
10/21	L	Minnesota	14-43
10/28	T	* Michigan State (h)	6-6
11/4	L	Wisconsin	14-16
11/11	L	* Michigan	0-31
11/18	L	Indiana	8-16
11/25	W	* Illinois	15-14

1973 (0-11-0, 0-8-0)

9/15	L	* Michigan	7-31
9/22	L	UCLA	18-55
9/29	L	Penn State	8-27
10/6	L	* Arizona	20-23
10/13	L	Northwestern	15-31
10/20	L	* Minnesota (h)	23-31
10/27	L	Illinois	0-50
11/3	L	* Purdue	23-48
11/10	L	Wisconsin	7-35
11/17	L	Ohio State	13-55
11/24	L	* Michigan State	6-15

Coach Bob Commings
1974 (3-8-0, 2-6-0)

9/14	L	Michigan	7-24
9/21	W	* UCLA	21-10
9/28	L	* Penn State	0-27
10/5	L	Southern Cal	3-41
10/12	W	* Northwestern (h)	35-10
10/19	L	Minnesota	17-23
10/26	W	* Illinois	14-12
11/2	L	Purdue	14-38
11/9	L	* Wisconsin	15-28
11/16	L	* Ohio State	10-35
11/23	L	Michigan State	21-60

1975 (3-8-0, 3-5-0)

9/13	L	* Illinois	12-27
9/20	L	Syracuse	7-10
9/27	L	* Penn State	10-30
10/4	L	* Southern Cal	16-27
10/11	L	Ohio State	0-49
10/18	W	Indiana	20-10
10/25	L	* Minnesota (h)	7-31
11/1	W	Northwestern	24-21
11/8	W	* Wisconsin	45-28
11/15	L	Purdue	18-19
11/22	L	* Michigan State	23-27

1976 (5-6-0, 3-5-0)

9/11	L	Illinois	6-24
9/18	W	* Syracuse	41-3
9/25	W	Penn State	7-6
10/2	L	Southern Cal	0-55
10/9	L	* Ohio State	14-34
10/16	L	* Indiana (h)	7-14
10/23	W	Minnesota	22-12
10/30	W	* Northwestern	13-10
11/6	L	Wisconsin	21-38
11/13	L	* Purdue	0-21
11/20	W	Michigan State	30-17

1977 (5-6-0, 3-5-0)

9/10	W	* Northwestern	24-0
9/17	W	* Iowa State	12-10
9/24	L	* Arizona	7-41
10/1	W	# UCLA	16-34
10/8	W	* Minnesota	18-6
10/15	L	* Ohio State (h)	6-27
10/22	L	Purdue	21-34
10/29	L	Michigan	6-23
11/5	L	* Indiana	21-24
11/12	W	Wisconsin	24-8
11/19	L	* Michigan State	16-22

#awarded forfeit by NCAA

1978 (2-9-0, 2-6-0)

9/16	W	* Northwestern	20-3
9/23	L	* Iowa State	0-31
9/30	L	Arizona	3-23
10/7	L	* Utah	9-13
10/14	L	Minnesota	20-22
10/21	L	Ohio State	7-31
10/28	L	* Purdue (h)	7-34
11/4	L	* Michigan	0-34
11/11	L	Indiana	14-34
11/18	W	* Wisconsin	38-24
11/25	L	Michigan State	7-42

Coach Hayden Fry
1979 (5-6-0, 4-4-0)

9/8	L	* Indiana	26-30
9/15	L	Oklahoma	6-21
9/22	L	* Nebraska	21-24
9/29	W	* Iowa State	30-14
10/6	W	Illinois	13-7
10/13	W	Northwestern	58-6
10/20	L	* Minnesota (h)	7-24
10/27	W	Wisconsin	24-13
11/3	L	* Purdue	14-20
11/10	L	Ohio State	7-34
11/17	W	* Michigan State	33-23

1980 (4-7-0, 4-4-0)

9/13	W	Indiana	16-7
9/20	L	Nebraska	0-57
9/27	L	* Iowa State	7-10
10/4	L	* Arizona	3-5
10/11	L	* Illinois	14-20
10/18	W	* Northwestern (h)	25-3
10/25	L	Minnesota	6-24
11/1	W	* Wisconsin	22-13
11/8	L	Purdue	13-58
11/15	L	* Ohio State	7-41
11/22	W	Michigan State	41-0

1981 (8-4-0, 6-2-0)

9/12	W	* Nebraska	10-7
9/19	L	Iowa State	12-23
9/26	W	* UCLA	20-7
10/3	W	Northwestern	64-0
10/10	W	* Indiana (h)	42-28
10/17	W	Michigan	9-7
10/24	L	* Minnesota	10-12
10/31	L	Illinois	7-24
11/7	W	* Purdue	33-7
11/14	W	Wisconsin	17-7
11/21	W	* Michigan State	36-7
1/1	L	% Washington (n)	0-28

% -- Rose Bowl at Pasadena, California

1982 (8-4-0, 6-2-0)

9/11	L	Nebraska	7-42
9/18	L	* Iowa State	7-19
9/25	W	Arizona	17-14
10/2	W	* Northwestern (h)	45-7
10/9	W	Indiana	24-20
10/16	L	* Michigan	7-29
10/23	W	Minnesota	21-16
10/30	W	* Illinois	14-13
11/6	L	Purdue	7-16
11/13	W	* Wisconsin	28-14
11/20	W	Michigan State	24-18
12/31	W	% Tennessee (n)	28-22

% -- Peach Bowl at Atlanta, Georgia

1983 (9-3-0, 7-2-0)

9/10	W	Iowa State	51-10
9/17	W	Penn State	42-34
9/24	W	* Ohio State	20-14
10/1	L	Illinois	0-33
10/8	W	* Northwestern (h)	61-21
10/15	W	* Purdue	31-14
10/22	L	Michigan	13-16
10/29	W	* Indiana	49-3
11/5	W	Wisconsin	34-14
11/12	W	Michigan State	12-6
11/19	W	* Minnesota	61-10
12/30	L	% Florida (n)	6-14

% -- Gator Bowl at Jacksonville, Florida

1984 (8-4-1, 5-3-1)

9/8	W	*	Iowa State	59-21
9/15	L	*	Penn State	17-20
9/22	L		Ohio State	26-45
9/29	W	*	Illinois (h)	21-16
10/6	W		Northwestern	31-3
10/13	W		Purdue	40-3
10/20	W	*	Michigan	26-0
10/27	W		Indiana	24-20
11/3	T	*	Wisconsin	10-10
11/10	L	*	Michigan State	16-17
11/17	L		Minnesota	17-23
12/1	W		Hawaii	17-6
12/26	W	%	Texas (n)	55-17

% - - Freedom Bowl at Anaheim, California

1985 (10-2-0, 7-1-0)

9/14	W	*	Drake	58-0
9/21	W	*	Northern Illinois	48-20
9/28	W		Iowa State	57-3
10/5	W	*	Michigan State (h)	35-31
10/12	W		Wisconsin	23-13
10/19	W	*	Michigan	12-10
10/26	W		Northwestern	49-10
11/2	L		Ohio State	13-22
11/9	W	*	Illinois	59-0
11/16	W		Purdue	27-24
11/23	W	*	Minnesota	31-9
1/1	L	%	UCLA (n)	28-45

% - - Rose Bowl at Pasadena, California

1986 (9-3-0, 5-3-0)

9/13	W	*	Iowa State	43-7
9/20	W	*	Northern Illinois	57-3
9/27	W	*	UTEP	69-7
10/4	W		Michigan State	24-21
10/11	W	*	Wisconsin (h)	17-6
10/18	L		Michigan	17-20
10/25	W	*	Northwestern	27-20
11/1	L	*	Ohio State	10-31
11/8	L		Illinois	16-20
11/15	W	*	Purdue	42-14
11/22	W		Minnesota	30-27
12/30	W	%	San Diego State (n)	39-38

% - - Holiday Bowl, at San Diego, California

1987 (10-3-0, 6-2-0)

8/30	L	\$	Tennessee (n)	22-23
9/12	W		Arizona	15-14
9/19	W		Iowa State	48-9
9/26	W	*	Kansas State	38-13
10/3	L	*	Michigan State	14-19
10/10	W		Wisconsin	31-10
10/17	L		Michigan	10-37
10/24	W	*	Purdue (h)	38-14
10/31	W	*	Indiana	29-21
11/7	W		Northwestern	52-24
11/14	W		Ohio State	29-27
11/21	W	*	Minnesota	34-20
12/30	W	%	Wyoming (n)	20-19

\$ - - Kickoff Classic at East Rutherford, New Jersey
% - - Holiday Bowl at San Diego, California

1988 (6-4-3, 4-1-3)

9/3	L		Hawaii	24-27
9/10	W		Kansas State	45-10
9/17	L	*	Colorado	21-24
9/24	W	*	Iowa State	10-3
10/1	T		Michigan State	10-10
10/8	W	*	Wisconsin (h)	31-6
10/15	T	*	Michigan	17-17
10/22	W		Purdue	31-7
10/29	L		Indiana	34-45
11/5	W	*	Northwestern	35-10
11/12	T	*	Ohio State	24-24
11/19	W		Minnesota	31-22
12/31	L	%	North Carolina St. (n)	23-28

% - - Peach Bowl, at Atlanta, Georgia

1989 (5-6-0, 3-5-0)

9/16	L	*	Oregon	6-44
9/23	W		Iowa State	31-21
9/30	W	*	Tulsa	30-22
10/7	L	*	Michigan State	14-17
10/14	W		Wisconsin	31-24
10/21	L	*	Michigan (h)	12-26
10/28	W		Northwestern	35-22
11/4	L	*	Illinois	7-31
11/11	L		Ohio State	0-28
11/18	W		Purdue	24-0
11/25	L	*	Minnesota	7-43

1990 (8-4-0, 6-2-0)

9/15	W	*	Cincinnati	63-10
9/22	W	*	Iowa State	45-35
9/29	L		Miami (FL)	21-48
10/6	W		Michigan State	12-7
10/13	W	*	Wisconsin	30-10
10/20	W		Michigan	24-23
10/27	W	*	Northwestern (h)	56-14
11/3	W		Illinois	54-28
11/10	L	*	Ohio State	26-27
11/17	W	*	Purdue	38-9
11/24	L	*	Minnesota	24-31
1/1	L	%	Washington (n)	34-46

% - - Rose Bowl at Pasadena, California

1991 (10-1-1, 7-1-0)

9/7	W	*	Hawaii	53-10
9/14	W		Iowa State	29-10
9/28	W	*	Northern Illinois	58-7
10/5	L	*	Michigan	24-43
10/12	W		Wisconsin	10-6
10/19	W	*	Illinois (h)	24-21
10/26	W		Purdue	31-21
11/2	W		Ohio State	16-9
11/9	W	*	Indiana	38-21
11/16	W		Northwestern	24-10
11/23	W	*	Minnesota	23-8
12/30	T	%	Brigham Young (n)	13-13

% - - Holiday Bowl at San Diego, California

1992 (5-7-0, 4-4-0)

8/29	L	\$	N.C. State (n)	14-24
9/5	L	*	Miami (FL)	7-24
9/12	W	*	Iowa State	21-7
9/26	L		Colorado	12-28
10/3	L		Michigan	28-52
10/10	W	*	Wisconsin	23-22
10/17	W		Illinois	24-14
10/24	L	*	Purdue (h)	16-27
10/31	L	*	Ohio State	15-38
11/7	W		Indiana	14-0
11/14	W	*	Northwestern	56-14
11/21	L		Minnesota	13-28

\$ - - Kickoff Classic at East Rutherford, New Jersey

1993 (6-6-0, 3-5-0)

9/4	W	*	Tulsa	26-25
9/11	W		Iowa State	31-28
9/18	L	*	Penn State	0-31
10/2	L		Michigan	7-24
10/9	L		Indiana	10-16
10/16	L	*	Illinois (h)	3-49
10/23	L		Michigan State	10-24
10/30	W	*	Purdue	26-17
11/6	W	*	Northern Illinois	54-20
11/13	W		Northwestern	23-19
11/20	W	*	Minnesota	21-3
12/31	L	%	California (n)	3-37

% - - Builders Square Alamo Bowl at San Antonio, Texas

1994 (5-5-1, 3-4-1)

9/3	W	*	Central Michigan	52-21
9/10	W	*	Iowa State	37-9
9/17	L		Penn State	21-61
9/24	L		Oregon	18-40
10/1	L	*	Michigan	14-29
10/8	L	*	Indiana (h)	20-27
10/15	L		Illinois	7-47
10/22	W	*	Michigan State	19-14
10/29	T		Purdue	21-21
11/12	W	*	Northwestern	49-13
11/19	W		Minnesota	49-42

1995 (8-4-0, 4-4-0)

9/9	W	*	Northern Iowa	34-13
9/16	W		Iowa State	27-10
9/30	W	*	New Mexico State	59-21
10/7	W		Michigan State	21-7
10/14	W	*	Indiana (h)	22-13
10/21	L	*	Penn State	27-41
10/28	L		Ohio State	35-56
11/4	L	*	Illinois	7-26
11/11	L		Northwestern	20-31
11/18	W		Wisconsin	33-20
11/25	W	*	Minnesota	45-3
12/29	W	%	Washington (n)	38-18

% - - Sun Bowl at El Paso, Texas

1996 (9-3-0, 6-2-0)

9/7	W	*	Arizona	21-20
9/14	W	*	Iowa State	38-13
9/21	L		Tulsa	20-27
10/5	W	*	Michigan State (h)	37-30
10/12	W		Indiana	31-10
10/19	W		Penn State	21-20
10/26	L	*	Ohio State	26-38
11/2	W		Illinois	31-21
11/9	L	*	Northwestern	13-40
11/16	W	*	Wisconsin	31-0
11/23	W		Minnesota	43-24
12/29	W	%	Texas Tech (n)	27-0

% - - Builders Square Alamo Bowl at San Antonio, Texas

1997 (7-5-0, 4-4-0)

9/6	W	*	Northern Iowa	66-0
9/13	W	*	Tulsa	54-16
9/20	W		Iowa State	63-20
9/27	W	*	Illinois	38-10
10/4	L		Ohio State	7-23
10/18	L		Michigan	24-28
10/25	W	*	Indiana (h)	62-0
11/1	W	*	Purdue	35-17
11/8	L		Wisconsin	10-13
11/15	L		Northwestern	14-15
11/22	W	*	Minnesota	31-0
12/31	L	%	Arizona State (n)	7-17

% - - Norwest Sun Bowl at El Paso, Texas

1998 (3-8-0, 2-6-0)

9/5	W	*	Central Michigan	38-0
9/12	L	*	Iowa State	9-27
9/19	L		Arizona	11-35
9/26	W		Illinois	37-14
10/3	L	*	Michigan	9-12
10/10	W	*	Northwestern (h)	26-24
10/17	L		Indiana	7-14
10/24	L	*	Wisconsin	0-31
10/31	L		Purdue	14-36
11/14	L	*	Ohio State	14-45
11/21	L		Minnesota	7-49

Coach Kirk Ferentz
1999 (1-10-0, 0-8-0)

9/4	L	*	#5 Nebraska	7-42
9/11	L		Iowa State	10-17
9/18	W	*	Northern Illinois	24-0
10/2	L		#14 Michigan State	3-49
10/9	L	*	#2 Penn State	7-31
10/16	L		Northwestern	21-23
10/23	L	*	Indiana (h)	31-38
10/30	L		#21 Ohio State	11-41
11/6	L	*	Illinois	24-40
11/13	L		#9 Wisconsin	3-41
11/20	L	*	#17 Minnesota	21-25

2000 (3-9-0, 3-5-0)

8/26	L	\$	#8 Kansas State (n)	7-27
9/9	L	*	Western Michigan	21-27
9/16	L	*	Iowa State	14-24
9/23	L		#1 Nebraska	13-42
9/30	L		Indiana	33-45
10/7	W	*	#25 Michigan State (h)	21-16
10/14	L		Illinois	0-31
10/21	L	*	#13 Ohio State	10-38
10/28	L	*	Wisconsin	7-13
11/4	W		Penn State (2 OT)	26-23
11/11	W	*	#18 Northwestern	27-17
11/18	L		Minnesota	24-27

\$ -- Eddie Robinson Classic at Kansas City, Missouri

2001 (7-5-0, 4-4-0)

9/1	W	*	Kent State	51-0
9/8	W	*	Miami (OH)	44-19
9/29	W	*	Penn State (h)	24-18
10/6	L		#18 Purdue	14-23
10/13	L		Michigan State	28-31
10/20	W	*	Indiana	42-28
10/27	L	*	#8 Michigan	26-32
11/3	L		Wisconsin	28-34
11/10	W		Northwestern	59-16
11/17	W	*	Minnesota	42-24
11/24	L		Iowa State	14-17
12/29	W	%	Texas Tech (n)	19-16

% -- SYLVANIA Alamo Bowl at San Antonio, Texas

2002 (11-2-0, 8-0-0)

8/31	W	*	Akron	57-21
9/7	W		Miami (OH)	29-24
9/14	L	*	Iowa State	31-36
9/21	W	*	Utah State	48-7
9/28	W		#12 Penn State (OT)	42-35
10/5	W	*	Purdue (h)	31-28
10/12	W	*	Michigan State	44-16
10/19	W		Indiana	24-8
10/26	W		#8 Michigan	34-9
11/2	W	*	Wisconsin	20-3
11/9	W	*	Northwestern	62-10
11/16	W		Minnesota	45-21
1/2/03	L	%	#5 Southern Cal (n)	17-38

% -- FedEx Orange Bowl at Miami, Florida

2003 (10-3-0, 5-3-0)

8/30	W	*	Miami (OH)	21-3
9/6	W	*	Buffalo	56-7
9/13	W		Iowa State	40-21
9/20	W	*	#16 Arizona State	21-2
9/27	L		Michigan State	10-20
10/4	W	*	#9 Michigan (h)	30-27
10/18	L		#8 Ohio State	10-19
10/25	W	*	Penn State	26-14
11/1	W	*	Illinois	41-10
11/8	L		#14 Purdue	14-27
11/15	W	*	#17 Minnesota	40-22
11/22	W		Wisconsin	27-21
1/1/04	W	%	#17 Florida (n)	37-17

% -- Outback Bowl at Tampa, Florida

2004 (10-2-0, 7-1-0)

9/4	W	*	Kent State	39-7
9/11	W	*	Iowa State	17-10
9/18	L		Arizona State	7-44
9/25	L		#18 Michigan	17-30
10/2	W	*	Michigan State (h)	38-16
10/16	W	*	#23 Ohio State	33-7
10/23	W		Penn State	6-4
10/30	W		Illinois	23-13
11/6	W	*	Purdue	23-21
11/13	W		Minnesota	29-27
11/20	W	*	#9 Wisconsin	30-7
1/1/05	W	%	#11 LSU (n)	30-25

% -- Capital One Bowl at Orlando, Florida

2005 (7-5-0, 5-3-0)

9/3	W	*	Ball State	56-0
9/10	L		Iowa State	3-23
9/17	W	*	Northern Iowa	45-21
9/24	L		#8 Ohio State	6-31
10/1	W	*	Illinois (h)	35-7
10/8	W		Purdue	34-17
10/15	W	*	Indiana	38-21
10/22	L	*	Michigan (OT)	20-23
11/5	L		Northwestern	27-28
11/12	W		#19 Wisconsin	20-10
11/19	W	*	Minnesota	52-28
1/2	L	%	#16 Florida (n)	24-31

% -- Outback Bowl at Tampa, Florida

2006 (6-7-0, 2-6-0)

9/2	W	*	Montana	41-7
9/9	W		Syracuse (2 OT)	20-13
9/16	W	*	Iowa State	27-17
9/23	W	*	Illinois	24-7
9/30	L	*	#1 Ohio State	17-38
10/7	W	*	Purdue (h)	47-17
10/14	L		Indiana	28-31
10/21	L		#3 Michigan	6-20
10/28	W	*	Northern Illinois	24-14
11/4	L	*	Northwestern	7-21
11/11	L	*	#15 Wisconsin	21-24
11/18	L		Minnesota	24-34
12/30	L	%	#16 Texas (n)	24-26

% -- Alamo Bowl at San Antonio, Texas

2007 (6-6-0, 4-4-0)

9/1	W	%	Northern Illinois (n)	16-3
9/8	W	*	Syracuse	35-0
9/15	L		Iowa State	13-15
9/22	L		#7 Wisconsin	13-17
9/29	L	*	Indiana	20-38
10/6	L		Penn State	7-27
10/13	W	*	#18 Illinois	10-6
10/20	L		Purdue	6-31
10/27	W	*	Michigan State (2 OT)	34-27
11/3	W		Northwestern	28-17
11/10	W	*	Minnesota	21-16
11/17	L	*	Western Michigan	19-28

% -- Soldier Field at Chicago, Illinois

2008 (9-4-0, 5-3-0)

8/30	W	*	Maine	46-3
9/6	W	*	Florida International	42-0
9/13	W	*	Iowa State	17-5
9/20	L		Pittsburgh	20-21
9/27	L	*	Northwestern	17-22
10/4	L		Michigan State	13-16
10/11	W		Indiana	45-9
10/18	W	*	Wisconsin	38-16
11/1	L		Illinois	24-27
11/8	W	*	#3 Penn State	24-23
11/15	W	*	Purdue	22-17
11/22	W		Minnesota	55-0
1/1	W	%	South Carolina (n)	31-10

% -- Outback Bowl at Tampa, Florida

2009 (11-2-0, 6-2-0)

9/5	W	*	Northern Iowa	17-16
9/12	W		Iowa State	35-3
9/19	W	*	Arizona	27-17
9/26	W		#4 Penn State	21-10
10/3	W	*	Arkansas State	24-21
10/10	W	*	Michigan	30-28
10/17	W		Wisconsin	20-10
10/24	W		Michigan State	15-13
10/31	W	*	Indiana	42-24
11/7	L	*	Northwestern	10-17
11/14	L		#8 Ohio State (OT)	24-27
11/21	W	*	Minnesota	12-0
1/5	W	%	#9 Georgia Tech (n)	24-14

% -- FedEx Orange Bowl, at Miami, Florida

2010 (8-5-0, 4-4-0)

9/4	W	*	Eastern Illinois	37-7
9/11	W	*	Iowa State	35-7
9/18	L		#18 Arizona	27-34
9/25	W	*	Ball State	45-0
10/2	W	*	#20 Penn State (h)	24-3
10/16	W		#24 Michigan	38-28
10/23	L	*	#10 Wisconsin	30-31
10/30	W	*	#5 Michigan State	37-6
11/6	W		Indiana	18-13
11/13	L		Northwestern	17-21
11/20	L	*	#7 Ohio State	17-20
11/27	L		Minnesota	24-27
12/28	W	%	#12 Missouri (n)	27-24

% -- Insight Bowl, at Tempe, Arizona

2011 (7-6-0, 4-4-0)

9/3	W	*	Tennessee Tech	34-7
9/10	L		Iowa State	41-44 (3 OT)
9/17	W	*	Pittsburgh	31-27
9/24	W	*	Louisiana-Monroe	45-17
10/8	L		Penn State	3-13
10/15	W	*	Northwestern	41-31
10/22	W	*	Indiana	45-24
10/29	L		Minnesota	21-22
11/5	W	*	#13 Michigan	24-16
11/12	L	*	#13 Michigan State	21-37
11/19	W		Purdue	31-21
11/25	L		#22 Nebraska	7-20
12/30	L		#14 Oklahoma (n)	14-31

% - - Insight Bowl, at Tempe, Arizona

2012 (4-8-0, 2-6-0)

9/1	W	%	Northern Illinois (n)	18-17
9/8	L	*	Iowa State	6-9
9/15	W	*	Northern Iowa	27-16
9/22	L	*	Central Michigan	31-32
9/29	W	*	Minnesota (h)	31-13
10/13	W		Michigan State	19-16 (2OT)
10/20	L	*	Penn State	14-38
10/27	L		Northwestern	17-28
11/3	L		Indiana	21-24
11/10	L	*	Purdue	24-27
11/17	L		#21 Michigan	17-42
11/23	L	*	#14 Nebraska	7-13

% - - Soldier Field at Chicago, Illinois

2013 (8-5-0, 5-3-0)

8/31	L	*	Northern Illinois	27-30
9/7	W	*	Missouri State	28-14
9/14	W		Iowa State	27-21
9/21	W	*	Western Michigan	59-3
9/28	W		Minnesota	23-7
10/5	L	*	Michigan State (h)	14-26
10/19	L		#3 Ohio State	24-34
10/26	W	*	Northwestern	17-10 (OT)
11/2	L	*	Wisconsin	9-28
11/9	W		Purdue	38-14
11/23	W	*	Michigan	24-21
11/29	W		Nebraska	38-17
1/1	L	%	LSU (n)	14-21

% - - Outback Bowl at Tampa, Florida

2014 (7-6-0, 4-4-0)

8/31	W	*	Northern Iowa	31-23
9/06	W	*	Ball State	17-13
9/13	L	*	Iowa State	17-20
9/20	W		Pittsburgh	24-20
9/27	W		Purdue	24-10
10/11	W	*	Indiana (h)	45-29
10/18	L		Maryland	31-38
11/01	W	*	Northwestern	48-7
11/08	L		Minnesota	14-51
11/15	W		Illinois	30-14
11/22	L	*	#14 Wisconsin	24-26
11/28	L	*	Nebraska	34-37 (OT)
1/02	L	%	Tennessee (n)	28-45

% - - TaxSlayer Bowl at Jacksonville, Florida

2015 (12-2-0, 8-0-0)

9/5	W	*	Illinois State	31-14
9/12	W		Iowa State	31-17
9/19	W	*	Pittsburgh	27-24
9/26	W	*	North Texas	62-16
10/3	W		#18/19 Wisconsin	10-6
10/10	W	*	Illinois (h)	29-20
10/17	W		#20/21 Northwestern	40-10
10/31	W	*	Maryland	31-15
11/7	W		Indiana	35-27
11/14	W	*	Minnesota	40-35
11/21	W	*	Purdue	40-20
11/27	W		Nebraska	28-20
12/5	L	\$	#5/5 Michigan State	13-16
1/1	L	%	#5/6 Stanford	16-45

\$ -- Big Ten Championship Game at Indianapolis, Ind.

% -- Rose Bowl at Pasadena, California

2016 (8-5-0, 6-3-0)

9/3	W	*	Miami Ohio	45-21
9/10	W	*	Iowa State	42-3
9/17	L	*	North Dakota State	21-23
9/24	W		Rutgers	14-7
10/1	L	*	Northwestern (h)	31-38
10/8	W		Minnesota	14-7
10/15	W		Purdue	49-35
10/22	L	*	#10 Wisconsin	9-17
11/5	L		#12 Penn State	14-41
11/12	W	*	#2 Michigan	14-13
11/19	W		Illinois	28-0
11/25	W	*	#15 Nebraska	40-10
1/2	L	%	#17 Florida	3-30

% - - Outback Bowl at Tampa, Florida

2017 (8-5, 4-5)

9/2	W	*	Wyoming	24-3
9/9	W		Iowa State	44-41 (OT)
9/16	W	*	North Texas	31-14
9/23	L	*	#4 Penn State	19-21
9/30	L		Michigan State	10-17
10/7	W	*	Illinois (h)	45-16
10/21	L		Northwestern	10-17 (OT)
10/28	W	*	Minnesota	17-10
11/4	W	*	#3 Ohio State	55-24
11/11	L		#6 Wisconsin	14-38
11/21	L	*	Purdue	15-24
11/24	W		Nebraska	56-14
12/27	W	%	Boston College (n)	27-20

% - - Pinstripe Bowl at Bronx, New York

2018 (9-4, 5-4)

9/1	W	*	Northern Illinois	33-7
9/8	W	*	Iowa State	13-3
9/15	W	*	Northern Iowa	38-14
9/23	L	*	#18/16 Wisconsin	17-28
10/6	W		Minnesota	48-31
10/13	W		Indiana	42-16
10/20	W	*	Maryland (h)	23-0
10/27	L		#16/17 Penn State	24-30
11/3	L		Purdue	36-38
11/10	L	*	Northwestern	10-14
11/17	W		Illinois	63-0
11/23	W	*	Nebraska	31-28
1/1	W	%	#18 Mississippi State (n)	27-22

% - - Outback Bowl at Tampa, Florida

* - - at Iowa City

(h) - - indicates Homecoming game

Floyd of Rosedale *Iowa vs. Minnesota*

To the winner of the Iowa-Minnesota football game goes possession of a statue of a pig named "Floyd of Rosedale."

A bet in 1935 between Minnesota Governor Floyd B. Olson and Iowa Governor Clyde Herring gave birth to Floyd of Rosedale. Tensions between the two state universities had been running high and a wager was made in an effort to relieve the situation.

After Iowa lost the 1935 game, Herring presented Olson with Floyd of Rosedale, a full-blooded champion pig and a brother of BlueBoy from Will Rogers' movie *State Fair*. Olson gave the pig to the University of Minnesota and commissioned St. Paul sculptor Charles Brioscho to capture Floyd's image.

The result is a bronze pig 21 inches long and 15 inches high and weighs in at 98.3 pounds. Floyd currently resides in Iowa City as a result of Iowa's 48-31 victory last season in Minneapolis. Minnesota holds a 42-40-2 advantage in the series with Floyd of Rosedale on the line.

The winning university is entitled to keep the trophy until it loses the annual battle.



Heartland Trophy *Iowa vs. Wisconsin*

The Heartland Trophy was inaugurated in 2004 and goes each year to the winner of the football battle between Iowa and Wisconsin.

The trophy was designed and crafted by artist and former Iowa football player Frank Strub. The trophy, which is a bull mounted on a walnut base (native to both Wisconsin and Iowa), has been inscribed with the scores of all games in the long-time series. The teams have met 92 times, with Wisconsin holding a 47-43-2.

Wisconsin leads the series, 8-5, since the inception of the Heartland Trophy in 2004. Wisconsin retained possession of the Heartland Trophy following its 28-17 win in Iowa City last season.

The winning university is entitled to keep the trophy until it loses the annual battle.



Cy-Hawk Trophy *Iowa vs. Iowa State*

When The University of Iowa resumed its football series with Iowa State in 1977, the Des Moines Athletic Club donated a trophy to be awarded to the winner of the annual in-state battle.

The original Cy-Hawk Trophy featured a football player in the classic running back pose and a likeness of both Herky the Hawkeye and Cy the Cardinal. A new Cy-Hawk Trophy, selected through a fan vote, was introduced for the 2012 contest, which is a part of the Iowa Corn Cy-Hawk Series.

The Hawkeyes hold a 44-22 advantage in the series that began in 1894, including a 28-13 margin since 1977 when the Cy-Hawk Trophy was first awarded. Iowa retained possession of the Cy-Hawk Trophy with a 13-3 victory last season in Kinnick Stadium.

The winning university is entitled to keep the trophy until it loses the annual battle.




The Heroes Game *Iowa vs. Nebraska*

The Heroes Game was created to highlight the border rivalry between Iowa and Nebraska. The institutions annually honor one citizen from each of their respective states who are admired for their brave deeds and noble qualities.

These heroes are nominated by friends, neighbors or co-workers and are guests of the two teams at the game, where they are honored on-field. Each will also have their name and hometown etched on the Heroes Trophy.

Nebraska holds a 29-17-3 advantage in the all-time series. The trophy resides in Iowa City following Iowa's 31-28 victory in Kinnick Stadium last season.



Herky and the Hawkeyes

The University of Iowa borrowed its athletic nickname from the state of Iowa many years ago.

The name Hawkeye was originally applied to a hero in a fictional novel, *The Last of the Mohicans*, written by James Fenimore Cooper. Author Cooper had the Delaware Indians bestow the name on a white scout who lived with them.

In 1838, 12 years after the book was published, people in the territory of Iowa acquired the nickname, chiefly through the efforts of Judge David Rorer of Burlington and James Edwards of Fort Madison.

Edwards, editor of the *Fort Madison Patriot*, moved his paper to Burlington in 1843 and renamed it the *Burlington Hawk Eye*. The two men continued their campaign to popularize the name and territorial officials eventually gave it their formal approval.

The Hawkeye nickname gained a tangible symbol in 1948 when a cartoon character, later to be named Herky the Hawk, was hatched. The creator was Richard Spencer III, instructor of journalism.

The impish hawk was an immediate hit and he acquired a name through a statewide contest staged by the athletic department. John Franklin, a Belle Plaine alumnus, was the man who suggested Herky.

Since his birth over 60 years ago, Herky has symbolized Iowa athletics and epitomized University life. He even donned a military uniform during the Korean War and became the insignia of the 124th Fighter Squadron.

During the mid 1950s Herky came to life at a football game as the Iowa mascot. Since then Herky has been a familiar figure at Iowa athletic events.



YEARLY RECORD

Year	Coach	Overall Games				Big Ten Games				
		W-L-T	Home	Away	Off. Avg.	Def. Avg.	W-L-T	Rank	Home	Away
1889	none	0-1-0	0-0-0	0-1-0	0.0	24.0				
1890	none	1-1-0	0-1-0	1-0-0	48.5	5.5				
1891	none	3-2-0	1-1-0	2-1-0	22.4	13.6				
1892	E. A. Dalton	3-2-1	2-0-0	1-2-1	20.7	11.3				
1893	Ben Donnelly	3-4-0	2-0-0	1-4-0	25.4	23.0				
1894	Roger Sherman	4-4-1	2-1-0	2-3-1	16.2	17.6				
1895	none	2-5-0	0-2-0	2-3-0	6.0	20.0				
1896	A. E. Bull	7-1-1	3-0-0	4-1-1	14.7	1.3				
1897	Otto Wagonhurst	4-4-0	2-2-0	2-2-0	8.3	13.0				
1898	Alden Knipe	3-4-2	2-1-0	1-3-2	7.4	10.6				
1899	Alden Knipe	8-0-1	5-0-0	3-0-1	24.6	0.6				
1900	Alden Knipe	7-0-1	5-0-0	2-0-1	38.9	1.5	2-0-1	1st	0-0-0	2-0-1
1901	Alden Knipe	6-3-0	5-1-0	1-2-0	9.4	12.8	0-3-0	8th	0-1-0	0-2-0
1902	Alden Knipe	5-4-0	2-1-0	3-3-0	13.4	26.4	0-3-0	7th	0-0-0	0-3-0
1903	John Chalmers	9-2-0	6-1-0	3-1-0	15.5	9.3	1-1-0	5th	1-0-0	0-1-0
1904	John Chalmers	7-4-0	6-0-0	1-4-0	23.4	9.9	0-3-0	T7th	0-0-0	0-3-0
1905	John Chalmers	8-2-0	6-0-0	2-2-0	30.9	8.6	0-2-0	T7th	0-0-0	0-2-0
1906	Mark Catlin	2-3-0	2-1-0	0-2-0	8.6	15.0	0-1-0	7th	0-0-0	0-1-0
1907	Mark Catlin	3-2-0	2-1-0	1-1-0	18.0	9.6	1-1-0	4th	1-0-0	0-1-0
1908	Mark Catlin	2-5-0	1-3-0	1-2-0	18.9	9.3	0-1-0	6th	0-0-0	0-1-0
1909	John Griffith	2-4-1	2-1-0	0-3-1	8.3	13.9	0-1-0	7th	0-0-0	0-1-0
1910	Jess Hawley	5-2-0	3-0-0	2-2-0	13.4	2.1	1-1-0	4th	1-0-0	0-1-0
1911	Jess Hawley	3-4-0	1-2-0	2-2-0	4.9	7.6	2-2-0	5th	1-0-0	1-2-0
1912	Jess Hawley	4-3-0	2-1-0	2-2-0	18.6	19.7	1-3-0	7th	0-1-0	1-2-0
1913	Jess Hawley	5-2-0	4-0-0	1-2-0	44.3	7.3	2-1-0	T2nd	1-0-0	1-1-0
1914	Jess Hawley	4-3-0	2-2-0	2-1-0	29.1	5.1	1-2-0	7th	0-1-0	1-1-0
1915	Jess Hawley	3-4-0	1-1-0	2-3-0	13.1	21.3	1-2-0	7th	1-0-0	0-2-0
1916	Howard Jones	4-3-0	3-1-0	1-2-0	17.3	22.3	1-2-0	7th	1-0-0	0-2-0
1917	Howard Jones	3-5-0	3-1-0	0-4-0	11.4	17.6	0-2-0	8th	0-0-0	0-2-0
1918	Howard Jones	6-2-1	5-2-0	1-0-1	13.7	4.0	2-1-0	T4th	2-1-0	0-0-0
1919	Howard Jones	5-2-0	3-0-0	2-2-0	12.9	6.3	2-2-0	6th	0-0-0	2-2-0
1920	Howard Jones	5-2-0	3-0-0	2-2-0	20.3	7.7	3-2-0	5th	2-0-0	1-2-0
1921	Howard Jones	7-0-0	4-0-0	3-0-0	26.4	5.1	5-0-0	1st	2-0-0	3-0-0
1922	Howard Jones	7-0-0	4-0-0	3-0-0	29.7	4.7	5-0-0	1st	3-0-0	2-0-0
1923	Howard Jones	5-3-0	3-2-0	2-1-0	15.5	6.9	3-3-0	6th	1-2-0	2-1-0
1924	Burt Ingwersen	6-1-1	5-0-1	1-1-0	13.3	6.3	3-1-1	3rd	1-0-1	2-1-0
1925	Burt Ingwersen	5-3-0	4-1-0	1-2-0	15.1	9.3	2-2-0	T4th	1-1-0	1-1-0
1926	Burt Ingwersen	3-5-0	3-1-0	0-4-0	14.1	14.6	0-5-0	T9th	0-2-0	0-3-0
1927	Burt Ingwersen	4-4-0	3-2-0	1-2-0	13.4	10.4	1-4-0	T9th	0-2-0	1-2-0
1928	Burt Ingwersen	6-2-0	4-1-0	2-1-0	18.4	5.3	3-2-0	T4th	1-1-0	2-1-0
1929	Burt Ingwersen	4-2-2	3-0-1	1-2-1	16.0	3.5	2-2-2	5th	1-0-1	1-2-1
1930	Burt Ingwersen	4-4-0	3-3-0	1-1-0	11.0	9.3	0-1-0	9th	0-1-0	0-0-0
1931	Burt Ingwersen	1-6-1	1-2-1	0-4-0	0.9	16.4	0-3-1	10th	0-1-1	0-2-0
1932	Ossie Solem	1-7-0	1-3-0	0-4-0	7.8	21.4	0-5-0	10th	0-2-0	0-3-0
1933	Ossie Solem	5-3-0	3-0-0	2-3-0	16.4	7.0	3-2-0	T5th	1-0-0	2-2-0
1934	Ossie Solem	2-5-1	1-2-0	1-3-1	12.3	19.1	1-3-1	9th	0-2-0	1-1-1
1935	Ossie Solem	4-2-2	3-1-1	1-1-1	15.3	4.9	1-2-2	7th	0-1-1	1-1-1
1936	Ossie Solem	3-4-1	2-1-1	1-3-0	10.6	12.9	0-4-1	T7th	0-1-1	0-3-0
1937	Irl Tubbs	1-7-0	1-3-0	0-4-0	4.5	15.0	0-5-0	10th	0-3-0	0-2-0
1938	Irl Tubbs	1-6-1	0-3-1	1-3-0	5.8	16.9	1-3-1	7th	0-1-1	1-2-0
1939	Eddie Anderson	6-1-1	4-0-0	2-1-1	16.3	11.4	4-1-1	2nd	2-0-0	2-1-1
1940	Eddie Anderson	4-4-0	3-1-0	1-3-0	15.6	12.3	2-3-0	6th	2-1-0	0-2-0
1941	Eddie Anderson	3-5-0	2-1-0	1-4-0	11.4	12.3	2-4-0	6th	1-1-0	1-3-0
1942	Eddie Anderson	6-4-0	5-2-0	1-2-0	14.7	13.5	3-3-0	T6th	2-1-0	1-2-0
1943	Slip Madigan	1-6-1	0-3-1	1-3-0	10.4	19.1	0-4-1	9th	0-2-1	0-2-0

Year	Coach	W-L-T	Overall Games				W-L-T	Big Ten Games		
			Home	Away	Off. Avg.	Def. Avg.		Rank	Home	Away
1944	Slip Madigan	1-7-0	1-3-0	0-4-0	6.6	30.0	0-6-0	9th	0-2-0	0-4-0
1945	Clem Crowe	2-7-0	2-2-0	0-5-0	8.2	34.4	1-5-0	T9th	1-2-0	0-3-0
1946	Eddie Anderson	5-4-0	3-2-0	2-2-0	14.3	10.2	3-3-0	4th	1-1-0	2-2-0
1947	Eddie Anderson	3-5-1	3-1-0	0-4-1	16.1	19.9	2-3-1	T6th	2-1-0	0-2-1
1948	Eddie Anderson	4-5-0	2-3-0	2-2-0	14.1	15.8	2-4-0	T5th	1-2-0	1-2-0
1949	Eddie Anderson	4-5-0	3-2-0	1-3-0	20.4	27.4	3-3-0	T5th	2-1-0	1-2-0
1950	Leonard Raffensperger	3-5-1	1-2-1	2-3-0	13.4	22.3	2-4-0	6th	1-2-0	1-2-0
1951	Leonard Raffensperger	2-5-2	2-1-1	0-4-1	17.8	25.9	0-5-1	9th	0-1-1	0-4-0
1952	Forest Evashevski	2-7-0	1-3-0	1-4-0	13.4	24.4	2-5-0	7th	1-2-0	1-3-0
1953	Forest Evashevski	5-3-1	4-1-0	1-2-1	20.8	10.1	3-3-0	T5th	2-1-0	1-2-0
1954	Forest Evashevski	5-4-0	4-1-0	1-3-0	21.3	15.7	4-3-0	5th	3-0-0	1-3-0
1955	Forest Evashevski	3-5-1	3-0-1	0-5-0	17.4	19.2	2-3-1	7th	2-0-1	0-3-0
1956	Forest Evashevski	9-1-0	5-1-0	4-0-0	21.9	8.4	5-1-0	1st	2-1-0	3-0-0
1957	Forest Evashevski	7-1-1	4-0-0	3-1-1	29.2	12.4	4-1-1	3rd	2-0-0	2-1-1
1958	Forest Evashevski	8-1-1	4-1-1	4-0-0	29.3	14.6	5-1-0	1st	2-1-0	3-0-0
1959	Forest Evashevski	5-4-0	3-2-0	2-2-0	25.8	11.1	3-3-0	6th	2-1-0	1-2-0
1960	Forest Evashevski	8-1-0	5-0-0	3-1-0	26.0	12.0	5-1-0	1st	3-0-0	2-1-0
1961	Jerry Burns	5-4-0	4-1-0	1-3-0	23.9	18.0	2-4-0	7th	2-1-0	0-3-0
1962	Jerry Burns	4-5-0	3-2-0	1-3-0	14.1	18.4	3-3-0	T5th	2-1-0	1-2-0
1963	Jerry Burns	3-3-2	2-1-1	1-2-1	15.8	14.0	2-3-1	8th	2-1-0	0-2-1
1964	Jerry Burns	3-6-0	2-3-0	1-3-0	18.9	23.2	1-5-0	9th	0-3-0	1-2-0
1965	Jerry Burns	1-9-0	0-5-0	1-4-0	9.4	9.2	0-7-0	10th	0-3-0	0-4-0
1966	Ray Nagel	2-8-0	2-4-0	0-4-0	8.6	25.3	1-6-0	10th	1-3-0	0-3-0
1967	Ray Nagel	1-8-1	1-4-0	0-4-1	16.1	27.7	0-6-1	T9th	0-3-0	0-3-1
1968	Ray Nagel	5-5-0	3-3-0	2-2-0	32.2	28.9	4-3-0	T5th	2-2-0	2-1-0
1969	Ray Nagel	5-5-0	3-3-0	2-2-0	25.5	27.5	3-4-0	T5th	1-2-0	2-2-0
1970	Ray Nagel	3-6-1	3-2-0	0-4-1	12.9	25.9	3-3-1	4th	3-1-0	0-2-1
1971	Frank Lauterbur	1-10-0	1-4-0	0-6-0	11.0	35.5	1-8-0	10th	1-3-0	0-5-0
1972	Frank Lauterbur	3-7-1	2-2-1	1-5-0	10.0	19.0	2-6-1	T8th	1-2-1	1-4-0
1973	Frank Lauterbur	0-11-0	0-5-0	0-6-0	12.7	36.5	0-8-0	T9th	0-4-0	0-4-0
1974	Bob Commings	3-8-0	3-3-0	0-5-0	12.8	28.0	2-6-0	T7th	2-2-0	0-4-0
1975	Bob Commings	3-8-0	1-5-0	2-3-0	16.5	25.4	3-5-0	T7th	1-3-0	2-2-0
1976	Bob Commings	5-6-0	2-3-0	3-3-0	14.6	21.3	3-5-0	T7th	1-3-0	2-2-0
1977	Bob Commings	5-6-0	3-4-0	2-2-0	15.0	20.8	3-5-0	T6th	1-3-0	2-2-0
1978	Bob Commings	2-9-0	2-4-0	0-5-0	11.4	23.4	2-6-0	8th	2-2-0	0-4-0
1979	Hayden Fry	5-6-0	2-4-0	3-2-0	21.7	19.6	4-4-0	5th	1-3-0	3-1-0
1980	Hayden Fry	4-7-0	2-4-0	2-3-0	14.0	21.6	4-4-0	4th	2-2-0	2-2-0
1981	Hayden Fry	8-4-0	5-1-0	3-3-0	21.7	13.1	6-2-0	T1st	3-1-0	3-1-0
1982	Hayden Fry	8-4-0	3-2-0	5-2-0	19.1	19.2	6-2-0	3rd	3-1-0	3-1-0
1983	Hayden Fry	9-3-0	5-0-0	4-3-0	31.7	15.8	7-2-0	3rd	5-0-0	2-2-0
1984	Hayden Fry	8-4-1	3-2-1	5-2-0	27.6	15.5	5-3-1	T4th	2-1-1	3-2-0
1985	Hayden Fry	10-2-0	6-0-0	4-2-0	36.7	15.6	7-1-0	1st	4-0-0	3-1-0
1986	Hayden Fry	9-3-0	6-1-0	3-2-0	32.6	17.8	5-3-0	T3rd	3-1-0	2-2-0
1987	Hayden Fry	10-3-0	4-1-0	6-2-0	30.0	19.3	6-2-0	T2nd	3-1-0	3-1-0
1988	Hayden Fry	6-4-3	3-1-2	3-3-1	25.9	17.9	4-1-3	T3rd	2-0-2	2-1-1
1989	Hayden Fry	5-6-0	1-5-0	4-1-0	17.9	25.3	3-5-0	T6th	0-4-0	3-1-0
1990	Hayden Fry	8-4-0	5-1-0	3-3-0	35.6	24.0	6-2-0	T1st	3-1-0	3-1-0
1991	Hayden Fry	10-1-1	5-1-0	5-0-1	28.6	14.9	7-1-0	2nd	3-1-0	4-0-0
1992	Hayden Fry	5-7-0	3-3-0	2-4-0	20.3	23.2	4-4-0	5th	2-2-0	2-2-0
1993	Hayden Fry	6-6-0	4-2-0	2-4-0	17.8	24.4	3-5-0	8th	2-2-0	1-3-0
1994	Hayden Fry	5-5-1	4-2-0	1-3-1	27.9	29.5	3-4-1	7th	2-2-0	1-2-1
1995	Hayden Fry	8-4-0	4-2-0	4-2-0	30.7	21.6	4-4-0	6th	2-2-0	2-2-0
1996	Hayden Fry	9-3-0	4-2-0	5-1-0	28.3	20.3	6-2-0	T3rd	2-2-0	4-0-0
1997	Hayden Fry	7-5-0	6-0-0	1-5-0	34.3	13.3	4-4-0	T6th	4-0-0	0-4-0
1998	Hayden Fry	3-8-0	2-4-0	1-4-0	15.6	26.1	2-6-0	T7th	1-3-0	1-3-0

YEARLY RECORD

Year	Coach	Overall Games					Big Ten Games			
		W-L-T	Home	Away	Off. Avg.	Def. Avg.	W-L-T	Rank	Home	Away
1999	Kirk Ferentz	1-10-0	1-5-0	0-5-0	14.7	31.5	0-8-0	11th	0-4-0	0-4-0
2000	Kirk Ferentz	3-9-0	2-4-0	1-5-0	16.9	27.5	3-5-0	8th	2-2-0	1-3-0
2001	Kirk Ferentz	7-5-0	5-1-0	2-4-0	32.6	21.5	4-4-0	T4th	3-1-0	1-3-0
2002	Kirk Ferentz	11-2-0	6-1-0	5-1-0	37.2	19.7	8-0-0	T1st	4-0-0	4-0-0
2003	Kirk Ferentz	10-3-0	7-0-0	3-3-0	28.7	16.2	5-3-0	T4th	4-0-0	1-3-0
2004	Kirk Ferentz	10-2-0	6-0-0	4-2-0	24.3	17.6	7-1-0	T1st	4-0-0	3-1-0
2005	Kirk Ferentz	7-5-0	5-1-0	2-4-0	30.0	20.0	5-3-0	T3rd	3-1-0	2-2-0
2006	Kirk Ferentz	6-7-0	4-3-0	2-4-0	23.8	20.7	2-6-0	T8th	1-3-0	1-3-0
2007	Kirk Ferentz	6-6-0	4-2-0	2-4-0	18.5	18.8	4-4-0	T-5th	3-1-0	1-3-0
2008	Kirk Ferentz	9-4-0	6-1-0	3-3-0	30.3	13.0	5-3-0	T-4th	3-1-0	2-2-0
2009	Kirk Ferentz	11-2-0	6-1-0	5-1-0	23.2	15.4	6-2-0	T-2nd	3-1-0	3-1-0
2010	Kirk Ferentz	8-5-0	5-2-0	3-3-0	28.9	17.0	4-4-0	T-4th	4-0-0	0-4-0
2011	Kirk Ferentz	7-6-0	6-1-0	1-5-0	27.5	23.8	4-4-0	4th-Div.	3-1-0	1-3-0
2012	Kirk Ferentz	4-8-0	2-5-0	2-3-0	19.3	22.9	2-6-0	6th-Div.	1-3-0	1-3-0
2013	Kirk Ferentz	8-5-0	4-3-0	4-2-0	26.3	18.9	5-3-0	2nd-Div.	2-2-0	3-1-0
2014	Kirk Ferentz	7-6-0	4-3-0	3-3-0	28.2	25.6	4-4-0	4th-Div.	2-2-0	2-2-0
2015	Kirk Ferentz	12-2-0	7-0-0	5-2-0	30.9	20.4	8-0-0	1st-Div.	4-0-0	4-0-0
2016	Kirk Ferentz	8-5-0	4-3-0	4-2-0	24.9	18.8	6-3-0	2nd-Div.	2-2-0	4-1-0
2017	Kirk Ferentz	8-5-0	5-2-0	3-3-0	28.2	19.9	4-5-0	T3rd-Div.	3-2-0	1-3-0
2018	Kirk Ferentz	9-4-0	5-2-0	4-2-0	31.2	17.8	5-4-0	T2nd-Div.	2-2-0	3-2-0
Totals		650-557-39	405-221-16	245-336-23			329-378-25		180-146-13	149-232-12

-A-

Abraham, Ryan _____ 1994
 Adams, Mark _____ 1987,88
 Aegerter, Greg _____ 1988,89,90
 Aeschliman, Wes _____ 2006,07,08
 Age, Louis _____ 1968
 Ahlgren, Don _____ 1956
 Aiello, Sam _____ 2000,01,03
 Akin, Austin _____ 1931
 Akin, Paul _____ 1935
 Aldrich, Charles _____ 1892,93,94
 Alexander, Archie _____ 1909,10,11
 Alexander, Dave _____ 1983,85,86,87
 Allen, Antwan _____ 2002,03,04,05
 Allen, George _____ 1903,05,06
 Allen, Greg _____ 1991,92,94
 Allen, Jeremy _____ 1998,99,2000,01
 Allen, Joseph _____ 1893,94
 Allen, Robert _____ 1937,38
 Allendorf, Kevin _____ 1989
 Allison, Greg _____ 1967,68,69
 Allison, William _____ 1895
 Alston, Quinton _____ 2011,12,13,14
 Alt, John _____ 1980,81,82,83
 Alvis, Dominic _____ 2011,12,13
 Ambrose, Phil _____ 1977
 Anderson, Bill _____ 1986,87,88,89
 Anderson, Richard _____ 1935,36,37
 Anderson, Robert _____ 1965,66,67
 Anderson, Ross _____ 1940,41,47
 Anderson, Tim _____ 1985,86,87,88
 Andrews, Jeff _____ 1993
 Andruska, Bruno _____ 1938,39,40
 Angel, Kevin _____ 1985
 Angerer, Pat _____ 2006,08,09
 Ankeny, Gerald _____ 1939,40,41
 Annis, Daryl _____ 1943
 Anttila, Jeff _____ 1990,91,92,93
 Arkeilpane, James _____ 1976,77,78
 Armil, Paul _____ 1926,27,28
 Armington, Dennis _____ 1974,75
 Arzberger, Bob _____ 1943
 Ash, William _____ 1932,34
 Asmus, Kody _____ 2003,04
 Atkins, Plez _____ 1994,95,96,97
 Atkinson, William _____ 1903,04
 Audlehelm, Joe _____ 2011

-B-

Babineaux, Jonathan _____ 2000,02,03,04
 Bachman, Jay _____ 1983
 Bailey, Bill _____ 1981,82,83
 Bailey, Charles _____ 1891
 Bain, Ryan _____ 2005,06
 Baird, Burton _____ 1911
 Baker, Jason _____ 1997,98,99,2000
 Baker, Mark _____ 1898
 Balazs, Frank _____ 1936,37,38
 Baldwin, Marty _____ 1992
 Ball, Marty _____ 1979,80,82
 Ballard, Christian _____ 2007,08,09,10
 Balliet, Michael _____ 1890
 Banwart, Cole _____ 2018
 Barden, Mark _____ 1970

Banks, Brad _____ 2001,02
 Banks, Earl _____ 1946,47,48,49
 Banks, Kirk _____ 1982,84
 Banks, Tavian _____ 1994,95,96,97
 Banton, Oscar _____ 1910,11
 Banwart, Cole _____ 2017
 Barbera, Kevin _____ 1961
 Barbour, William _____ 1942,43
 Barkema, C. J. _____ 2002,04,05
 Barnhart, Rod _____ 1967,68,69
 Barr, Fred _____ 1999,2000,01,02
 Barron, Irving _____ 1913,14,15
 Barton, Gregory _____ 1967
 Barton, Ryan _____ 1998,99,2000
 Bartells, Del _____ 1946
 Bash, Roy _____ 1968,69,70
 Bass, Richard _____ 1986,87,88,89
 Bateman, Howard _____ 1906
 Bates, Jefferson _____ 1993,94
 Bates, Toney _____ 1993
 Batterson, Tim _____ 1985,86,87
 Baughman, Bill _____ 1943
 Baxley, Rob _____ 1988,89,90,91
 Bayless, Rick _____ 1984,85,86,87
 Bazata, Nathan _____ 2015,16,17
 Beard, Jeff _____ 1987
 Beathard, C.J. _____ 2013,14,15,16
 Becker, Andrew _____ 2004,05
 Belleus, Walner _____ 2004
 Becker, Dave _____ 1976,77,78
 Becker, Fred _____ 1916
 Belding, Lester _____ 1918,19,20,21
 Bell, Charles _____ 1909
 Bell, Nick _____ 1988,89,90
 Bell, Wendell _____ 1970,71
 Benda, Russell _____ 1946,47
 Benjamin, Wendell _____ 1929,30
 Bennett, Bernard _____ 1950,51,52
 Bennett, George _____ 1993,94,95
 Bennett, Mike _____ 1985
 Benschoter, Doug _____ 1975,76,77,78
 Benskin, William _____ 1944
 Bergstrom, Wallace _____ 1939
 Bernstine, Jordan _____ 2007,08,10,11
 Berrie, Tyrone _____ 1985,86,87,88
 Berry, John _____ 1901,02,04
 Betts, Ladell _____ 1998,99,2000,01
 Beutjer, Jon _____ 2000
 Bevill, William _____ 1967,68,69
 Beyer, Shaun _____ 2017,18
 Bickford, Jay _____ 1998,99
 Bickham, Lloyd _____ 1993,94,95
 Bielema, Bret _____ 1989,90,91,92
 Bigach, Steve _____ 2011,12
 Bilek, Guy _____ 1966,67
 Binns, Broderick _____ 2008,09,10,11
 Bishop, Willie _____ 1986
 Bjork, Donald _____ 1950
 Blackburn, James _____ 1915
 Blackmore, Ausman _____ 1898
 Blackmore, Ralph _____ 1896,97
 Blaha, Bob _____ 1974,76
 Blair, Fred _____ 1892
 Blatcher, Phil _____ 1978,79,80,81

Blazek, A. J. _____ 1999,2000
 Bleeker, John _____ 1917
 Block, Lawrence _____ 1917,18,19,20
 Bloomquist, Frank _____ 1955,56,57
 Blue, Larry _____ 1989,91,92,93
 Blum, Tyler _____ 2006,07,08
 Blythe, Austin _____ 2012,13,14,15
 Bobek, Jeff _____ 1980
 Boddicker, Dan _____ 1983
 Boettger, Ike _____ 2014,15,16,17
 Boettner, Scott _____ 1975
 Boffeli, Conor _____ 2012,13
 Bohannon, Gordy _____ 1979,81
 Bolan, Mike _____ 1985,86
 Bolden, Charles _____ 1968
 Boleyn, Scott _____ 2001,02
 Bollers, Trevor _____ 1994,96,97,98
 Bolton, Leonard _____ 1974,75
 Bonior, David _____ 1966
 Boone, Pat _____ 1992,93,94
 Boothe, Charles _____ 1952,53
 Borchers, Kory _____ 2001,02,03
 Bortz, Mark _____ 1979,80,81,82
 Bostwick, Robert _____ 1949,50
 Boudreaux, Tyrone _____ 1992
 Bowen, Carl _____ 1945
 Bowen, Carl T. _____ 1913
 Bowen, Donald _____ 1955,56,57
 Bowen, Matt _____ 1997,98,99
 Bower, Bo _____ 2014,15,16,17
 Bowers, Jacob _____ 2004
 Bowersox, Mike _____ 1988
 Bowlin, Richard _____ 1935,36
 Bowlsby, Clifton _____ 1915
 Bowlsby, John _____ 1975
 Bradley, Bill _____ 1979,80,81
 Bradley, David _____ 2001,02,03,04
 Bradley, Howard _____ 1949,50
 Bradley, Phil _____ 1989,90,91
 Brady, Charles _____ 1937,38
 Brady, Mike _____ 1976,77,78,79
 Brandt, Duane _____ 1949,50,51
 Bream, Allan _____ 1966,67,68
 Breault, Steve _____ 1989,90,92
 Bremner, William _____ 1890,94,98
 Brent, Julius _____ 2018
 Brevi, Chris _____ 2004
 Briggs, Charles _____ 1901
 Briggs, William _____ 1963,64,65
 Brincks, Sam _____ 2015,16,17,18
 Bristol, Joe _____ 1949,50,51
 Britzmann, Burt _____ 1950,51,52
 Brockway, James _____ 1898,1900
 Brodell, Andy _____ 2005,06,07,08
 Broeder, George _____ 1951,52,53,54
 Broghamer, Bill _____ 1983
 Bromert, Zach _____ 1995,96,97,98
 Brooks, Dave _____ 1969,70
 Brooks, Rick _____ 1971,73
 Brown, Corey _____ 1996,97,98,99
 Brown, Greg _____ 1987,88,89,90
 Brown, Jeff _____ 1979,80,81
 Brown, John _____ 1958,59
 Brown, Maurice _____ 2002,03

Brown, Mikkell _____ 1999,2000
 Brown, Steve _____ 1984
 Brown, Richard _____ 1926,27,28
 Browne, Dave _____ 1981,82
 Brownlee, Sam _____ 2004,05,06
 Brueckner, Carl _____ 1913,14
 Bruggeman, Rob _____ 2007,08
 Brugman, Francis _____ 1907
 Bryant, Dave _____ 1972,73,74,75
 Buch, Doug _____ 1989,90,91,92
 Buch, Jeff _____ 2000
 Buckley, Roy _____ 1903
 Buckley, Fred _____ 1901,02,03
 Buckley, George _____ 1910,11,12
 Budzik, Bernard _____ 1962,63,64
 Buggs, Glenn _____ 1981,82,83
 Bulaga, Bryan _____ 2007,08,09
 Bullock, Damon _____ 2011,12,13,14
 Buntz, Andrew _____ 1949,50,51
 Burger, Michael _____ 1995,96,97,98
 Burke, Kenny _____ 1978
 Burke, Louis _____ 1979,80
 Burke, Mike _____ 1986,87,88
 Burkett, Charles _____ 1943
 Burkett, Bill _____ 1940,41,42
 Burks, Shanty _____ 1973,74,75,77
 Burmeister, Paul _____ 1992,93
 Burns, ? _____ 1895
 Burrell, Doug _____ 1984,85
 Burrier, Emmett _____ 1898,1900
 Burrier, Tony _____ 1999,2000,01,02
 Burroughs, John _____ 1955,56,58
 Burt, Kerry _____ 1984,85,86,87
 Busch, Tom _____ 2004,05,06,07
 Bush, Fred _____ 1982,83,84,85
 Bush, Larry _____ 1973,74
 Busk, Russell _____ 1937,38,39
 Butler, Dave _____ 1974,75
 Butler, James _____ 2017
 Byard, Rich _____ 1971
 Byers, Clar _____ 1926
 Byers, Herbert _____ 1944
 Byrd, Joseph _____ 1947

-C-

Cabalka, Tom _____ 1970,71,73
 Caldwell, Butch _____ 1972,73,75,76
 Caldwell, Jim _____ 1973,74,75,76
 Calhoun, John _____ 1960,61
 Callaghan, Mark _____ 1976,77
 Calloway, Kyle _____ 2007,08,09
 Campbell, Johnny _____ 1972,73,74,75
 Campbell, Vince _____ 1981,82
 Canzeri, Jordan _____ 2011,13,14,15
 Caplan, Arnold _____ 1949,50,51
 Carberry, Joseph _____ 1913,14
 Carberry, William _____ 1906,07,08
 Carlsen, John _____ 1930
 Carlsen, Oakley _____ 1927,28
 Carlson, Raymond _____ 1946,47,48
 Carr, Spencer _____ 1893
 Carroll, John _____ 1983
 Carter, Ricchard _____ 1995,96,97
 Case, Lyman _____ 1930,31

IOWA FOOTBALL

2019 MEDIA GUIDE

Iowa Hawkeye Football | 217

Epps, Herschel _____ 1970
 Erb, James _____ 1981
 Ertz, Mike _____ 1988,89
 Eshareturi, George _____ 2004
 Essy, Mark _____ 1973,74
 Estes, John _____ 1947
 Eubanks, Rafael _____ 2006,07,08,09
 Evans, Ben _____ 2010
 Evans, Gary _____ 1976
 Evans, Richard _____ 1937,38,39
 Evenden, John _____ 1966
 Ewen, Ettore _____ 2006
 Ewen, Roger _____ 1959
 Eyde, Matt _____ 1992,93

-F-

Fagerlind, Paul _____ 1944,45
 Faind, Rod _____ 1967
 Fairchild, Ron _____ 1949,50,51
 Falconer, Adrian _____ 2015,16
 Faley, Teddy Jo _____ 1990,91,92
 Fant, Noah _____ 2016,17,18
 Farmer, Thomas _____ 1940,41,42
 Farrell, John _____ 1970,71,72
 Farroh, Mike _____ 1928,29
 Farroh, Shipley _____ 1936,37
 Faske, Jerold _____ 1948,49,50
 Favrow, Jim _____ 1980
 Fechter, Russell _____ 1946
 Fedders, Greg _____ 1987,88,89
 Fee, Joseph _____ 1908,09
 Fenstermaker, Andy _____ 2005,06
 Fenton, Bill _____ 1951,52,53
 Fequiere, Fritz _____ 1992,93,94
 Ferentz, Brian _____ 2003,04,05
 Ferentz, James _____ 2010,11,12
 Ferentz, Steve _____ 2015,16
 Ferguson, Dalton _____ 2015,16,17,18
 Ferguson, James _____ 1942
 Ferguson, Larry _____ 1959,60,62
 Ferren, William _____ 1891
 Ferroni, Mike _____ 1989,90,91,92
 Ferry, Terry _____ 1964,65
 Fetter, Mark _____ 1972,73,74,75
 Feuerbach, Kerry _____ 1975,76
 Fiedorowicz, C. J. _____ 2010,11,12,13
 Ficeli, John _____ 1965,66
 Fick, Rob _____ 1971,74
 Filer, Rodney _____ 1993,94,95,96
 Filloon, Jon _____ 1988,90,91
 Fischer, Alan _____ 1962
 Fischer, Darrell _____ 1923,24
 Fisher, Cole _____ 2013,14,15
 Fisher, Hugh _____ 1962
 Fisher, Raymond _____ 1931,32,33
 Fisher, Russell _____ 1933,34
 Fisher, Scott _____ 1992
 Fitzgerald, Greg _____ 1984
 Flagg, Mike _____ 1984,85,86,87
 Fleckenstein, Bill _____ 1923,24
 Fleming, Maurice _____ 2013,14,15
 Fleming, Willie _____ 1958
 Flemister, Zeron _____ 1996,98,99
 Fletcher, Bradley _____ 2005,06,07,08

Fletcher, Gary _____ 1962,63
 Flood, Bud _____ 1944
 Folland, Brian _____ 1984
 Follett, Mike _____ 2002,03,04,05
 Fontes, John _____ 1971
 Ford, John _____ 1943
 Forgy, Joe _____ 2011
 Forte, Jeff _____ 1981
 Fosdick, Robert _____ 1915,16
 Foster, Gerald _____ 1931,33,34
 Foster, Melvin _____ 1987,88,89,90
 Foster, Palmer _____ 2013
 Frantz, Tom _____ 1979,80
 Frantz, Mike _____ 1974
 Frazier, Chris _____ 1992
 Frazier, Jim _____ 1977,78,80,81
 Freeman, James _____ 1953,54,55
 Freeman, Marshall _____ 2003
 Frey, Harry _____ 1943
 Fritzel, Carl _____ 1906,07
 Fry, Westley _____ 1923,24,25
 Fryauf, Donald _____ 1948
 Frye, George _____ 1939,40,41
 Frymire, Richard _____ 1951,52
 Fuahala, Hausia _____ 1993,94
 Fuhrman, John _____ 1927,28,29
 Furlong, Kevin _____ 1957,58

-G-

Gabelmann, Zach _____ 2003,04,05,06
 Gaffey, Daniel _____ 2017
 Gaglione, Joe _____ 2012
 Gaines, Richard _____ 1895,96
 Gair, Anthony _____ 2013,14,15,16
 Gales, Pete _____ 1978,79,80,81
 Gallagher, Frank _____ 1936,37
 Gallagher, Jack _____ 1933,34,35
 Gallagher, James _____ 1917
 Gallagher, William B. _____ 1937,39,40
 Gallagher, William F. _____ 1943
 Gallery, John _____ 2005
 Gallery, Nick _____ 1993,94,95,96
 Gallery, Robert _____ 2000,01,02,03
 Galloway, Ledrue _____ 1924
 Gambol, Chris _____ 1985,86
 Gancarczyk, Jacob _____ 2003
 Gardner, Drew _____ 2006,07,08
 Gardner, John _____ 1895,96,97
 Garmon, Greg _____ 2012
 Garretson, Herman _____ 1914,15
 Gates, Ben _____ 2004,05
 Gattas, Bryon _____ 2006,07
 Gaul, Tommy _____ 2013,14
 Gear, Bruce _____ 1983,84,85,86
 Geary, Chad _____ 2006,07,08,09
 Geater, Ron _____ 1988,90,91
 Gehrke, Del _____ 1964
 Geigel, Robert _____ 1946,47,48,49
 George, Leon _____ 1945
 Gerleman, Loren _____ 1981,82
 German, Burt _____ 1891
 Gervase, Jake _____ 2016,17,18
 Gettis, Adam _____ 2010,11
 Ghere, Jesse _____ 1999

Giacobazzi, Tony _____ 1962,63,64
 Gibbons, James _____ 1955,56,57
 Gibbs, Frank _____ 1903
 Gibbs, Richard _____ 1965,66
 Gibbs, Robert _____ 1966,67,68
 Gibson, Damon _____ 1995,96,97
 Gibson, Ed _____ 1995,96,97
 Giesen, Glen _____ 1999
 Gilbaugh, Greg _____ 1977,78,79,80
 Gilleard, Burdell _____ 1940
 Gill, Owen _____ 1981,82,83,84
 Gillette, Charles _____ 1892
 Gilliam, Frank _____ 1953,54,56
 Gilson, Chad _____ 2014
 Gimm, Jonathan _____ 2009,11,12
 Ginsberg, Louis _____ 1945,48,49,50
 Glasener, Paul _____ 1943
 Glass, Bill _____ 1983,84
 Glasgow, Willis _____ 1927,28,29
 Glonek, Paul _____ 1987
 Gochenour, Ed _____ 1988,89
 Godfrey, Charles _____ 2004,05,06,07
 Goff, Mike _____ 1994,95,96,97
 Golden, Paul _____ 1945
 Golston, Chauncey _____ 2018
 Goodman, Grant _____ 1985,86,87,88
 Gordenier, Sheldon _____ 1934,35
 Gorrell, Andrew _____ 1889
 Graham, Donald _____ 1923,24,25
 Granger, Norm _____ 1980,81,82,83
 Granquist, Aaron _____ 1995,96
 Grant, Duane _____ 1966,67,68
 Grant, Marcus _____ 2011
 Gray, Lee _____ 2004
 Grayson, Lemuel _____ 1977,78,79,80
 Gravel, William _____ 1956,57,58
 Green, Dennis _____ 1968,69,70
 Green, Jeff _____ 1978
 Green, Lester _____ 1954
 Green, Steve _____ 1988
 Green, Thomas _____ 1905
 Green, William C. _____ 1939,40,41
 Green, William F. _____ 1948,49,50
 Greene, Chris _____ 1992
 Greene, Shonn _____ 2005,06,08
 Greenway, Chad _____ 2002,03,04,05
 Greenwood, Brett _____ 2007,08,09,10
 Greenwood, Glen _____ 1917,18
 Greiner, Justin _____ 2010
 Greiving, Aaron _____ 2000,01
 Grier, Robert _____ 1962,63
 Griffen, Harold _____ 1923,24,25
 Griffin, Festus _____ 1896
 Griffith, Dwight _____ 1901,03,04
 Griffith, John _____ 1897,98,99,00
 Grigsby, Herb _____ 2005,06
 Grimm, Lloyd _____ 1926,27,28
 Grine, Tom _____ 1974,75,76
 Griswold, Bryce _____ 2009
 Grogan, Tom _____ 1981,82,83
 Gross, Raymond _____ 1907,08,09
 Gross, Samuel _____ 1913,14,15
 Grothus, Joseph _____ 1943,46,47,48
 Grouwink, Gary _____ 1956,57,58

Grubb, Frank _____ 1915,16
 Gruver, Bob _____ 1967,69
 Gunderson, Arthur _____ 1912,13,14
 Guthrie, Eric _____ 2011
 Gusolis, Frank _____ 1894
 Gustafson, Robert _____ 1945
 Gutshall, Tim _____ 1976,77,78
 Guy, Willie _____ 1993,94,95
 Guzowski, Anthony _____ 1946,47,48

-H-

Haganman, Kyle _____ 2010
 Hager, John _____ 1979
 Hagerty, Lorin _____ 1927,29
 Hagler, Collins _____ 1955,56,57
 Haight, Dave _____ 1985,86,87,88
 Haight, Mike _____ 1983,84,85
 Hain, Robert _____ 1958,59
 Hall, John _____ 1952,53,54
 Hall, Shane _____ 1998,99,2000,01
 Hall, Shelley _____ 1891
 Hallstrom, Ron _____ 1981
 Halliburton, James _____ 1948
 Haltom, Warren _____ 1934
 Haluska, Blake _____ 2013
 Hamilton, Chris _____ 1969
 Hamilton, Ray _____ 2011,12,13,14
 Hammann, Gregg _____ 1984
 Hammond, Jack _____ 1945
 Hampton, Jewel _____ 2008
 Hancock, John _____ 1922,23,24
 Hand, Tom _____ 1942,45
 Hankins, Matt _____ 2017,18
 Hanks, Merton _____ 1987,88,89,90
 Hanlon, Thomas _____ 1909
 Hanna, Tim _____ 1982,83
 Hansen, James _____ 1944
 Hansen, Ryan _____ 1998,99,2000
 Hanson, Henry _____ 1909,11,12
 Hantelmann, Harold _____ 1930,31
 Happel, Bill _____ 1983,84,85
 Happel, William _____ 1955,56,57
 Haralson, Aramis _____ 2001
 Harberts, Deven _____ 1987,88
 Hardt, Kim _____ 1971
 Hardy, Mike _____ 2012,13,14
 Harmon, Kevin _____ 1985,86,87
 Harmon, Ronnie _____ 1982,83,84,85
 Harrell, George _____ 1959
 Harrington, Herlyn _____ 1979,80
 Harris, Carl _____ 1965
 Harris, Dave _____ 1970,71,72
 Harris, Fred _____ 1955,56,57
 Harris, Homer _____ 1935,36,37
 Harris, Sammie _____ 1960,61,62
 Harthorne, Romero _____ 1972
 Hartlieb, Chuck _____ 1986,87,88
 Hartlieb, Jim _____ 1989,90,91,92
 Hartlieb, John _____ 1991,92,93,94
 Hartman, Craig _____ 1983,84
 Harty, Frank _____ 1980
 Harty, John _____ 1977,78,79,80
 Hass, Wilmon _____ 1932
 Hastings, Irving _____ 1906,07,08

Hatch, James _____ 1952,54
 Hatch, Toni _____ 1955,56
 Hauge, Gerhard _____ 1930
 Haugo, Tom _____ 1967,68
 Haussman, Robert _____ 1956
 Hawley, Ron _____ 1982,83
 Hawkins, Max _____ 1939,40
 Hawthorne, George _____ 1988,89
 Hay, Jim _____ 1930
 Hayes, Jonathan _____ 1982,83,84
 Hayes, John _____ 1966,67
 Hayes, Robert _____ 1894
 Hayes, Tom _____ 1968,69,70
 Hayman, Phillip _____ 1952
 Haymen, Phil _____ 1973
 Hazard, Charles _____ 1907,08,09
 Head, James _____ 1954
 Headington, Ronald _____ 1946,47,48
 Heald, Albert _____ 1890
 Hearn, Greg _____ 1973
 Hedgeman, Eric _____ 1982,83
 Hegg, Phil _____ 1976
 Heil, Lynn _____ 1972,73,74
 Heldt, John _____ 1918,19,20,21
 Helgens, James _____ 1961
 Helms, Jory _____ 2003
 Helverson, Scott _____ 1984,85
 Hendricks, John _____ 1965,66,67
 Hendryx, Richard _____ 1964,65
 Henlon, Jason _____ 1993,94
 Heppner, Joe _____ 1973,74
 Herbert, Vane _____ 1901
 Herbst, Taylor _____ 2009
 Herington, Ken _____ 1970
 Herman, Brad _____ 2008,09,10,11
 Herman, Robert _____ 1937
 Herrera, Hugo _____ 2000
 Herrig, Carl _____ 1894
 Herron, Anthony _____ 1997,98,99,2000
 Hess, Jack _____ 1951,52
 Hess, Jay _____ 1987
 Hess, John _____ 1894
 Hesse, Parker _____ 2015,16,17,18
 Hickman, Randall _____ 1930,31
 Higdon, Grover _____ 1929,30
 Hild, John _____ 1934,35,36
 Hilgenberg, Eric _____ 1994,95
 Hilgenberg, Jay _____ 1977,78,79,80
 Hilgenberg, Jerry _____ 1951,52,53
 Hilgenberg, Jim _____ 1974,75,77
 Hilgenberg, Joel _____ 1980,81,82,83
 Hilgenberg, Wally _____ 1961,62,63
 Hill, Bobby _____ 1975,78,79
 Hill, Kahlil _____ 1998,2000,01
 Hilliard, Loren _____ 1962
 Hilliard, Matt _____ 1990,91,92,93
 Hillyer, Jacob _____ 2012,13,14,15
 Hilsabaek, Daniel _____ 1964,65,66
 Hines, Don _____ 1925,26
 Hinkel, Ed _____ 2002,03,04,05
 Hinton, Alfred _____ 1959,60,61
 Hitchens, Anthony _____ 2010,11,12,13
 Hobbs, Darrell _____ 1977,78
 Hobbs, Samuel _____ 1895,96,97,98

Hockaday, Jack _____ 2016,17,18
 Hockenson, T.J. _____ 2017,18
 Hodge, Abdul _____ 2002,03,04,05
 Hodges, Howard _____ 2000,01,02,03
 Hodoway, Stephen _____ 1964,66
 Hoerlein, Hans _____ 1910
 Hoerner, Dick _____ 1942,46
 Hoff, Robert _____ 1948,49,50
 Hoffman, Lloyd _____ 1933
 Hoinkes, Karl _____ 1970
 Hogarty, John _____ 1979
 Holbrook, Frank _____ 1895,96
 Hollenbeck, Henry _____ 1901,02
 Hollis, Wilburn _____ 1959,60,61
 Holloway, Warren _____ 2002,03,04
 Holman, Tarig _____ 1997,98,99
 Holmes, Bob _____ 1974,75
 Holmes, Frank _____ 1970,71,72
 Holmes, George _____ 1915
 Holmstrom, Tim _____ 1977,78
 Holsclaw, Dave _____ 1977,78,79
 Holtorf, Gene _____ 1976,79
 Honnold, Brian _____ 1991
 Hook, Tork _____ 1987,88,89
 Hooker, Amani _____ 2016,17,18
 Hooks, Mike _____ 1980,82,83,84
 Hoover, Dwight _____ 1933,34,35
 Horn, Donald _____ 1957,58,59
 Hornaday, Mike _____ 1993
 Hornok, Mark _____ 1994
 Horton, Larry _____ 1970,71
 Hosier, Scott _____ 1993,94
 Hough, Andrew _____ 1951,52,53
 Houghtlin, Rob _____ 1985,86,87
 Houghton, Max _____ 1912,13,14
 House, Jason _____ 1994,95,96,97
 Hoveland, Jason _____ 2002
 Howard, Joseph _____ 1943
 Howard, Sherman _____ 1946
 Howell, Lloyd _____ 1899
 Hudson, David _____ 1985,86,87,88
 Hudson, James _____ 1943
 Huff, Terry _____ 1964,67
 Hufford, Joe _____ 1976,77,78
 Hufford, Mike _____ 1980,81,82,83
 Hufford, Paul _____ 1982,83,84
 Hughes, Danan _____ 1989,90,91,92
 Hughes, Matt _____ 1995,96,97,98
 Hughes, Thomas _____ 1943
 Hujsak, Jim _____ 1989,90,91
 Hulet, Jake _____ 2015,17
 Hull, John _____ 1892
 Humpal, Mike _____ 2005,06,07
 Humphrey, Tom _____ 1984,85
 Humphreys, Lloyd _____ 1958,59,60
 Humphries, Charlie _____ 1982
 Hunter, Jack _____ 1945,46
 Hunter, Jeremiha _____ 2007,08,09,10
 Hunter, Keith _____ 1981,82,83,84
 Huntmark, Cody _____ 2007
 Huntrods, Clint _____ 2005,06
 Hunzelman, Harry _____ 1916,17,18,19
 Hurley, Brion _____ 1993,94,95,96
 Hutchinson, Roy _____ 1952

Hyde, Micah _____ 2009,10,11,12
 Hyland, Mike _____ 1908,09,10

-I-

Ibanez, Raul _____ 1979,80
 Ingersoll, Clarence _____ 1893,94
 Inman, Donald _____ 1952,54
 Ireland, Robert _____ 1943
 Irvine, Charles _____ 1937,38
 Iverson, Iver _____ 1894,95,96
 Iwebema, Kenny _____ 2004,05,06,07

-J-

Jackson, Alaric _____ 2017,18
 Jackson, Andre _____ 1972,73,74,75
 Jackson, Andrew _____ 1966,67,68
 Jackson, Chris _____ 1992,93,94,95
 Jackson, Dave _____ 1974
 Jackson, Josh _____ 2015,16,17
 Jackson, Mike _____ 1976,77,79
 Jackson, Tony _____ 2001,02,03,04
 Jackson, Trey _____ 1982
 Jacobsen, Grover _____ 1914,15
 Jagodinski, Shawn _____ 1993
 Jakoubek, Frank _____ 1934,36
 James, Carlos _____ 1990,91,92
 Janda, Jon _____ 1957
 Jansen, Garrett _____ 2016,17,18
 Jansen, Jeff _____ 1980,81
 Jaqua, Franklin _____ 1920
 Jasper, Harold _____ 1991,92,93,94
 Jauch, Ray _____ 1957,58,59
 Jaye, John _____ 1976
 Jehle, Kenneth _____ 1955
 Jenkins, Albert _____ 1916,17
 Jenkinson, Jerry _____ 1957
 Jensen, Erik _____ 2000,01,02,03
 Jensen, Jim _____ 1972,73,74,75
 Jenvold, Leo _____ 1928,29,30
 Jenvold, Lloyd _____ 1929,30
 Jerrick, Roger _____ 1971,72,73
 Jeschke, Bob _____ 1975
 Jessen, Ernest _____ 1926,27,28
 Jeter, Bob _____ 1957,58,59
 Jewell, John _____ 1907
 Jewell, Josey _____ 2014,15,16,17
 Jewell, Walter _____ 1917
 Johnson, Arthur _____ 1945
 Johnson, Craig _____ 1971,73
 Johnson, D. J. _____ 1998,99,2001,02
 Johnson, Eliza _____ 1892
 Johnson, Jaleel _____ 2014,15,16
 Johnson, Jerry _____ 1969,70,71
 Johnson, Jim _____ 1987,88,89,90
 Johnson, Jovon _____ 2002,03,04,05
 Johnson, Troy _____ 2007,08,09,10
 Johnson-Koulianos, Derrell _____ 2007,08,09,10
 Johnston, Albert _____ 1903
 Johnston, Ubherth _____ 1949,50,51
 Jones, Amani _____ 2016,17,18
 Jones, C. J. _____ 2001,02
 Jones, Cal _____ 1953,54,55
 Jones, Charlie _____ 1981

Jones, Jamar _____ 1992,93
 Jones, Kenny _____ 1991
 Jones, Mike _____ 2003,04,05,06
 Jones, Nyle _____ 1901,03,04
 Jorden, R. E. _____ 1904
 Joseph, Straun _____ 1981

-K-

Kadesky, Max _____ 1920,21,22
 Kaeding, Nate _____ 2000,01,02,03
 Kahl, Kent _____ 1993,94
 Kaiser, Jim _____ 1970,71,72
 Kaisershot, Quentin _____ 1947,49
 Kallenberger, Mark _____ 2018
 Kampman, Aaron _____ 1998,99,2000,01
 Kane, Roger _____ 1942,46
 Kanellis, Alex _____ 2005,06
 Kanellis, Eldan _____ 1955
 Karras, Alex _____ 1956,57
 Karras, Paul _____ 1958
 Kasapis, Gus _____ 1961,62,63
 Kasper, Kevin _____ 1998,99,2000
 Katz, Ralph _____ 1944,45
 Kaufmann, Robert _____ 1919,20
 Kay, William _____ 1945,46,47,48
 Keane, James _____ 1942
 Kelley, James _____ 1934,35,38
 Kellogg, Don _____ 1983,84
 Kelly, Austin _____ 2016,17,18
 Kelly, Leo _____ 1916,17
 Kelly, William _____ 1937
 Kelly, William F. _____ 1897
 Kelly William S. _____ 1918,19,20
 Kelly-Martin, Ivory _____ 2017,18
 Kelso, Jack _____ 1944,47
 Kemp, Paul _____ 1952,53
 Kennedy, Rick _____ 1992
 Kenny, John _____ 2014
 Kent, Ed _____ 1983
 Kent, Maurice _____ 1904,05,06
 Kepler, Richard _____ 1894,95
 Keppy, Mitch _____ 2016
 Keppy, Myron _____ 1986,87
 Kerkhoff, Jared _____ 1998
 Kersten, William _____ 1944,51
 Kerwick, Joseph _____ 1914,15
 Kesselring, Kyle _____ 2005
 Kidd, Dillon _____ 2014,15
 Killbreath, James _____ 1965
 Kimber, Lloyd _____ 1987
 Kimble, Dalton _____ 1964,65
 King, Cliff _____ 1991,92,93
 King, Desmond _____ 2013,14,15,16
 King, Louis Jr. _____ 1946,47
 King, Lou _____ 1978,79,80,81
 King, Mitch _____ 2005,06,07,08
 Kinnick, Nile _____ 1937,38,39
 Kirk, Archie _____ 1912,13,14
 Kirk, Carrol _____ 1906,07,08
 Kirkland, Tommy _____ 1972
 Kirksey, Christian _____ 2010,11,12,13
 Kittle, Bruce _____ 1977,78,79,81
 Kittle, George _____ 2013,14,15,16

Klein, Aron _____ 1995,96,97,98
 Klein, Richard _____ 1956,57
 Klimczak, Mike _____ 1974,75
 Kline, John _____ 1991,92,93
 Klingenberg, Theodore _____ 1897
 Klinkenborg, Mike _____ 2004,05,06,07
 Kloewer, Delmar _____ 1956,57
 Klug, Karl _____ 2008,09,10
 Klumpar, Emil _____ 1936,37
 Kluver, Tyler _____ 2014,15,16,17
 Knapp, David _____ 1890
 Knapp, Karl _____ 1904
 Knight, Tom _____ 1992,94,95,96
 Knipper, Chris _____ 1995,96,97
 Knotts, Melvin _____ 1957
 Knowlton, Will _____ 1906,07
 Knutson, Thomas _____ 1964,65,66
 Koehn, Marshall _____ 2014,15
 Koepfel, Jeff _____ 1986,87,88,89
 Koepfel, Josh _____ 2008,09,10
 Koerner, Jack _____ 2018
 Kokolus, Harry _____ 1971,72,73
 Kooiker, Aaron _____ 1993,94,95
 Koranda, Shawn _____ 2000
 Kornbrath, Connor _____ 2012,13,14
 Kostubala, Gary _____ 1984,85,86
 Kouba, Lumir _____ 1932
 Kraguski, Paul _____ 1923,24,25
 Kramer, Jeff _____ 1997,98
 Kratch, Bob _____ 1985,86,87,88
 Krause, Paul _____ 1961,62,63
 Kreamer, Robert _____ 1962
 Kreider, Andy _____ 1992,93
 Kreiter, Casey _____ 2011,12,13
 Kresensky, Walter _____ 1909
 Kress, George _____ 1953,55,56
 Krga, Robert _____ 1966
 Krieger Coble, Henry _____
 2012,13,14,15
 Kriehner, Herman _____ 1977,78
 Krill, William _____ 1965
 Kriz, Frank _____ 1917
 Kriz, Jerome _____ 1931
 Kriz, Leo _____ 1921,22,23
 Kroemer, Mike _____ 1990
 Kroul, Matt _____ 2005,06,07,08
 Krull, Dave _____ 1969
 Kuchel, Nick _____ 2009,10
 Kuempel, Andy _____ 2008,09
 Kuhn, Marvin _____ 1934
 Kujawa, Paul _____ 1989,90,91,92
 Kulick, Drake _____ 2016,17
 Kutsch, Nicholas _____ 1925,26

-L-

Laaveg, Paul _____ 1967,68,69
 Lack, Will _____ 2002
 Ladick, Gary _____ 1974,75
 LaFleur, Dan _____ 1972,73,74
 LaFleur, Jon _____ 1994,95,96,97
 Lage, Robert _____ 1949,50,51
 Lagomarcino, James _____ 1944
 Lagota, John _____ 1965
 Lamb, Bush _____ 1935,36,37

Lamerton, William _____ 1897
 Lamot, Roger _____ 1965,66
 Lampkin, Marvin _____ 1990,91,92
 Lane, Coleman _____ 1968
 Lange, Bill _____ 1990,92,93
 Lange, J. P. _____ 1995,96,97
 Langston, Jeff _____ 1956,58,59
 Lannon, Robert _____ 1935,36,37
 Lapham, William _____ 1957,58,59
 Larrabee, William _____ 1891,92
 Larsen, Blake _____ 2004
 Larsen, Gary _____ 1965,66,67
 Larson, Howard _____ 1943
 Laster, Richard _____ 1946,47,48,49
 Latta, George _____ 1961,62,63
 Lattimore, Cedrick _____ 2016,17,18
 Laufenberg, Doug _____ 1992,93
 Laun, Charles _____ 1915,16,17
 Lauterbach, Robert _____ 1942
 Lavery, Michael _____ 1966,67
 Lawrence, James _____ 1946,47
 Lawrence, Larry _____ 1968,69
 Law, Nico _____ 2011,12,13
 Laws, Joe _____ 1931,32,33
 Lawson, Bobby _____ 1976
 Lawson, Bud _____ 1952,53,54
 Lazar, Jon _____ 1975,76,77,78
 Lee, Charles _____ 1958,59,60
 Lee, J. F. _____ 1904
 Lee, Phil _____ 1992
 Lees, Paul _____ 1959
 Legler, Charles _____ 1968,70
 LeGrand, Lucas _____ 2016
 Leighton, Kalita _____ 1894,95,96
 Leinbaugh, Lyle _____ 1952,53
 Leppert, Wade _____ 2008,09
 Leonard, Aaron _____ 1976,77
 Leshyn, John _____ 1958
 Levelis, Joe _____ 1981,82,83
 Lewis, Edward _____ 1889
 Lewis, Farley _____ 1965
 Lewis, George _____ 2000,01,02,04
 Lewis, Jermelle _____ 2002,03,04
 Lewis, Mac _____ 1956,57,58
 Leytze, Rudolph _____ 1934,35
 LeZotte, Robert _____ 1962,64
 Liddy, Robert _____ 1942,43,46
 Liggett, Eugene _____ 1935,36
 Lightfoot, Andrew _____
 1999,2000,01,02
 Linebarger, Tom _____ 1980
 Lindenmeyer, Fred _____ 1936,37
 Lindsey, Edwin _____ 1951,52,53
 Link, Dave _____ 1970
 Littig, Victor _____ 1893,94
 Little, Ernest _____ 1900
 Little, George _____ 1981,82,83,84
 Locke, Gordon _____ 1920,21,22
 Loehlein, Harold _____ 1945
 Loftin, Ryan _____ 1996,97,98
 Lohman, Fred _____ 1918,19
 Lomax, Jordan _____ 2011,13,14,15
 Long, Chuck _____ 1982,83,84,85
 Long, David _____ 1963,64,65

Long, Jerry _____ 1949,50
 Long, Pat _____ 1971
 Longley, Earl _____ 1920
 Longley, Robert _____ 1947,48,49
 Lopos, Mike _____ 1974
 Loufek, Robert _____ 1931,32
 Love Jordan, J. C. _____ 1980,82,83,84
 Lowdermilk, John _____ 2011,12,13,14
 Lowe, William _____ 2009,10
 Lowery, B. J. _____ 2010,11,12,13
 Ludwig, Joe _____ 2018
 Luebcke, Henry _____ 1938,39,40
 Luebke, Tyler _____ 2003,04
 Lund, Ira _____ 1945
 Lutz, Richard _____ 1970,71
 Lynch, Lorin _____ 1970,71
 Lyon, Lynn _____ 1961,62

-M-

Mabin, Greg _____ 2014,15,16
 Mackey, Chris _____ 1977
 MacMillan, Nolan _____ 2010,12,13
 Macy, Clarence _____ 1901
 Mady, Hal _____ 1992,93,94
 Magnussen, Marcus _____ 1929,32
 Maher, John _____ 1940,41
 Mahmens, Mark _____ 1977,78,79
 Maine, Ernest _____ 1895
 Majerus, Ryan _____ 2003,04,05,06
 Major, Phillip _____ 1965,66,67
 Malmer, Clark _____ 1971
 Malone, Jerry _____ 1984
 Manders, Mark _____ 1958,59,60
 Manning, Ray _____ 1968,69,70
 Manson, Jason _____ 2005,06
 Mannino, Alfred _____ 1942
 Marchese, Henry _____ 2018
 Marchese, John _____ 1985
 Marciano, Peter _____ 1986,87,88,89
 Mares, George _____ 1901
 Marsh, Rick _____ 1973,75
 Marshall, Ed _____ 1989
 Martens, Mike _____ 1991
 Martin, Dennis _____ 1980
 Martin, Richard _____ 1943
 Martin-Manley, Kevonte _____
 2011,12,13,14
 Masden, Howard _____ 1932
 Mason, Wayne _____ 1935,36
 Massaquoi, Siaka _____ 2000,01
 Masterson, Forrest _____ 1942,44
 Mastrogary, Nick _____ 1929,30
 Matheson, Eldean _____ 1953,54,55
 Matson, Gordon _____ 1934,36
 Matter, Dan _____ 1975,76
 Mattingly, Dave _____ 1977
 Mattison, Bryan _____ 2004,05,06,07
 Matykievicz, Louis _____ 1952,53,54
 Mauren, Gerald _____ 1959,60
 Mauro, Jim _____ 1985,86,87
 Mayer, Mike _____ 1975,76,77,78
 Mayhan, Dave _____ 1978,79,80,81
 Mazzeri, Marc _____ 1986,87,88
 McBride, Daniel _____ 1952

McCann, Kyle _____ 1998,99,2000,01
 McCarney, Dan _____ 1972,73,74
 McCarron, Riley _____ 2013,14,15,16
 McCarty, Paul _____ 1982,83
 McCormick, Ryan _____ 1997,98,99
 McCullouch, Brian _____ 1993,94
 McCutchen, William _____ 1965,66
 McDonald, Daniel _____ 1968,69,70
 McDonnell, Jack _____ 1948
 McDowell, Floyd _____ 1934,35
 McDowell, Ivory _____ 1963, 64
 McDowell, Larry _____ 1964,65,66
 McDowell, Layne _____ 1968,69,70
 McEniry, Matthew _____ 1890
 McFadden, William _____ 1906
 McGinnis, Ralph _____ 1911,12,13
 McGrath, Gavin _____ 2007,08
 McGowan, Kirk _____ 1989
 McGowen, Earle _____ 1903,04,05
 McGuire, James _____ 1964
 McGwire, Dan _____ 1987
 McHugh, James _____ 1966
 McIntyre, Scott _____ 1922,23
 McKee, Howard _____ 1915,16
 McKenzie, Robert _____ 1947,48,49
 McKillip, Dean _____ 1978,79,80
 McKinley, Michael _____ 1894
 McKinney, Jeremy _____ 1994,95,96,97
 McKinnie, Silas _____ 1965,66,67
 McKinsty, James _____ 1946
 McLain, Edwin _____ 1937,38,39
 McLain, Mayes _____ 1928
 McLaughlin, Aaron _____ 1993
 McLaughlin, Greg _____ 1997,2000
 McLaughlin, Jordan _____ 2007,08
 McLaughlin, Russell _____ 1944
 McLaughlin, Tom _____ 1974,75,76,77
 McLaurin, Marqueas _____ 2000,01
 McMahan, Peter _____ 2001,02,03,04
 McManus, Greg _____ 1968
 McMillan, Casey _____ 2012
 McNeil, Harry _____ 1896
 McNulty, Jim _____ 1973,74,75,76
 McNutt, Jr., Marvin _____ 2009,10,11
 McQuiston, Earl _____ 1960,61,62
 Mead, Chester _____ 1920,21,22
 Meade, Travis _____ 2007,09
 Meek, Kenneth _____ 1954
 Meggers, Frank _____ 1898,99
 Meidlinger, Brian _____ 2003
 Meier, Nathan _____ 2013,14,15
 Meister, Melvin _____ 1897
 Melendez, Marcos _____ 1968,70
 Melloy, Matt _____ 2003,04,05
 Meloy, Charles _____ 1911,12
 Meltzer, Sam _____ 1931
 Mendenhall, Leland _____ 1916
 Mendenhall, Otho _____ 1915
 Mends, Aaron _____ 2015,16,17,18
 Menzel, Bruce _____ 1992
 Merrick, Miguel _____ 2003,04,05,06
 Merriweather, Kaevon _____ 2018
 Merten, Francis _____ 1931
 Mertes, Bus _____ 1941

Merz, Curt _____ 1957,58,59
 Meskimen, Jon _____ 1967,68,69
 Meyer, Mike _____ 2010,11,12,13
 Meyer, Richard _____ 1948,50
 Meyer, Roger _____ 1998,99,2000,01
 Meyers, Joseph _____ 1896,97
 Michel, Phil _____ 1978,80
 Michelosen, Geoff _____ 1969,70,71
 Michelosen, Jock _____ 1972,73,74
 Mickelson, John _____ 2002
 Mickens, Aaron _____ 2001,02,04
 Middleton, G. M. _____ 1897
 Middleton, Pete _____ 1990
 Mielke, Ernest _____ 1958,59
 Milani, James _____ 1952
 Milani, John _____ 2018
 Miles, Edmond _____ 2003,04,05,06
 Miller, Allan _____ 1958,59
 Miller, Brett _____ 1981,82
 Miller, Chris _____ 1996
 Miller, Craig _____ 1968
 Miller, Doug _____ 1997,98,99
 Miller, Glenn _____ 1921,22,23
 Miller, Henry _____ 1941
 Miller, James _____ 1968,69,70
 Miller, John _____ 1932
 Miller, Leo _____ 1963,65
 Miller, Mike _____ 1988,89,90
 Miller, Robert _____ 1944
 Miller, Scott _____ 1966,67,68
 Miller, Skip _____ 1998
 Miller, Tanner _____ 2010,11,12,13
 Millett, George _____ 1982,83,85
 Minick, Paul _____ 1920,21,22
 Mitchell, Jr., Derrick _____ 2015
 Mitchell, Devon _____ 1982,83,84,85
 Mitchell, Levi _____ 1969,70,71
 Mitchell, Mark _____ 1994,95,96
 Mitchell, Robert _____ 1964
 Mix, Royce _____ 1972,73
 Mockmore, Charles _____ 1918,19
 Moeaki, Tony _____ 2005,06,07,09
 Moffitt, Howard _____ 1931,32
 Mohrbacher, Stanley _____ 1943,44
 Molinaro, Ryan _____ 2002
 Molini, Jim _____ 1976,77,78,79
 Mollet, Gene _____ 1975
 Monroe, Gordon _____ 1966
 Montgomery, Jerry _____
 1998,99,2000,01
 Montgomery, Lew _____ 1989,90,91,92
 Montgomery, Marcus _____ 1995
 Moore, Dean _____ 1975,76,77
 Moore, Fred _____ 1904,05
 Moore, Joseph _____ 1940
 Moore, Robert _____ 1934
 Moore, Robert H. _____ 1927,28
 Moore, Thomas _____ 1959,60
 Moore, Thomas W. _____ 1931,32,33
 Moran, Terrance _____ 1953,54
 Moreland, David _____ 1964,65,66
 Moritz, Dave _____ 1981,82,83
 Morris, James _____ 2010,11,12,13
 Morris, Melvin _____ 1967,68,69

Morrissey, Ed _____ 1972,73
 Morrow, Diauntae _____ 2008
 Morscheiser, John _____ 2002
 Morse, Brett _____ 2007,08,09,10
 Morton, Ray _____ 1898,99,1900
 Morton, Rod _____ 1977,78,79
 Moses, Dezman _____ 2007
 Moses, James _____ 1964,65
 Mosley, Dennis _____ 1976,77,78,79
 Mosley, Eugene _____ 1959,60
 Moss, David _____ 1965
 Moss, Riley _____ 2018
 Mossbrucker, Trent _____ 2008,12
 Mott, Joe _____ 1985,86,87,88
 Moylan, Devan _____ 2004,05,06,07
 Mulherin, Mick _____ 1992,93,94,95
 Mullen, Scott _____ 1998,99,2000
 Muller, John _____ 1969,70,72
 Mulligan, Terry _____ 1964,65,66
 Mullins, Michael _____ 1965
 Murphy, Bernard _____ 1904,05,07
 Murphy, Dave _____ 1985,86
 Murphy, George _____ 1986,87,88,89
 Murphy, James Jr. _____ 1938,39,40
 Murphy, James Sr. _____ 1909,10,11
 Murphy, Jayme _____ 2007,08,09
 Murray, Daniel _____ 2007,08,09,10
 Myers, Boone _____ 2014,15,16,17
 Myers, Brandon _____ 2005,06,07,08
 Myers, Dennis _____ 1927,28,29
 Myers, Ed _____ 1973,74
 Myers, Harl _____ 1892,93

-N-

Naber, Mearl _____ 1948,49
 Nardo, Tom _____ 2011
 Narinskiy, Anton _____ 2007,08
 Narum, Carl _____ 1905
 Nead, Wilbur _____ 1937,38
 Neal, Fred _____ 1890
 Neidig, Milo _____ 1910
 Nelson, Anthony _____ 2016,17,18
 Nelson, Bruce _____ 1999,2000,01,02
 Nelson, Donald _____ 1934,35,36
 Nelson, Doug _____ 1972
 Nelson, Emerson _____ 1925,26,27
 Nelson, Irving _____ 1928,29
 Nelson, Jeff _____ 1990,91,92
 Nelson, Jerry _____ 1969,70,72
 Nelson, Mark _____ 1971
 Nelson, Matt _____ 2015,16,17,18
 Nelson, Elmo _____ 1930,31
 Nemmers, Brett _____ 1994
 Neubauer, Matt _____ 2003
 Neuman, Scott _____ 1989
 Newborg, Jake _____ 2018
 Newland, Jeffrey _____ 1966,67
 Ney, John _____ 1910,11
 Nichol, Tom _____ 1981,82,83,84
 Niedbala, William _____ 1962,63
 Niedziela, Bruno _____ 1942,46
 Nielsen, Nick _____ 2010,11,12
 Nielsen, Tyler _____ 2008,09,10,11
 Niemann, Ben _____ 2014,15,16,18

Niemann, Nick _____ 2017,18
 Niland, John _____ 1963,64,65
 Niles, Jerry _____ 1938,45
 Noard, Galen _____ 1967,68
 Noble, Dudley _____ 1950,51
 Nocera, John _____ 1956,57,58
 Noonan, Karl _____ 1963,64,65
 Nordman, Gerald _____ 1949,51
 Nordmann, Don _____ 2010
 Norgaard, Jens _____ 1938,39
 Norton, Donald _____ 1957,58,59
 Norvell, Jay _____ 1985
 Nourse, Craig _____ 1964
 Novack, Gerald _____ 1958,59
 Nugent, Clement _____ 1922
 Nubent, Lee _____ 1917

-O-

Oakes, Dave _____ 1978,79,80,81
 Oberland, Jared _____ 2008
 O'Brien, Kelly _____ 1981,82,84,85
 O'Brien, Willis _____ 1909,10,11
 Ochiltree, H. E. _____ 1902
 Ochoa, Ramon _____ 2002,03
 Odems, Demo _____ 1993,94,95,96
 O'Donnell, Jerry _____ 1965,66
 Ogiego, Mitchell _____ 1958
 O'Hara, Richard _____ 1964,65
 O'Hare, Cody _____ 1998,99,2000,01
 Ojemudia, Michael _____ 2016,17,18
 Olejniczak, Jason _____ 1990,91,92,93
 Olejniczak, Lon _____ 1979,80,82,83
 Oliver, Chris _____ 1998,99,2000,01
 Olsen, Seth _____ 2005,06,07,08
 Olson, Forrest _____ 1923,24,26
 Olson, Glenn _____ 1936,37,38
 Olszta, Daniel _____ 2005,06,07
 O'Meara, Paki _____ 2007,08,09,10
 O'Neal, Charles _____ 1926,27
 Oostendorp, John _____ 1992
 Orne, Woody _____ 2011
 Ortlieb, Jon _____ 1994,95,96
 Osby, Don _____ 1969,70,71
 Osmaloski, Ted _____ 1934,35,36
 Ott, Drew _____ 2013,14,15
 Otte, M. Lowell _____ 1922,23,24
 Otto, J. Robert _____ 1941
 Ousley, Bobby _____ 1972,74
 Outsey, Jameer _____ 2015

-P-

Pace, Mario _____ 1976,77,78,79
 Page, Bernard _____ 1932,33,34
 Pagel, Derek _____ 1999,2000,01,02
 Palladino, Sam _____ 1976,77,78,79
 Palmer, Bart _____ 1999
 Palmer, Chris _____ 1992,93
 Palmer, George _____ 1952
 Palmer, John _____ 1987,88,89
 Pape, Oran _____ 1928,29
 Paquette, Peter _____ 1966,67
 Parker, Guerdon _____ 1919,20,21
 Parker, Jonathan _____ 2015
 Parker, William _____ 1940,41,42

Parkin, Leland _____ 1922,23,24
 Parleman, Stanford _____ 1973
 Parsons, Charles _____ 1912,13,14
 Parsons, Lawrence _____ 1932
 Paschal, Marcus _____ 2003,04,05,06
 Patterson, Cornelius _____ 1966,67
 Patyk, John _____ 1977
 Paulsen, Joseph _____ 1948,49,50
 Paulsen, Landan _____ 2018
 Paulsen, Levi _____ 2016,17,18
 Paulson, Steve _____ 1972
 Payne, O. J. _____ 2002
 Pedersen, Jim _____ 1969
 Pekar, Jim _____ 1980,81
 Peiffer, Warren _____ 1972,73,75
 Pekar, Peter _____ 2016,17
 Pellegrino, Orlando _____ 1956
 Pence, Lawrence _____ 1898
 Penaluna, Robert _____ 1941,42
 Penney, Rick _____ 1972,73,75
 Penney, Steve _____ 1969,70,71
 Penningroth, Walter _____ 1911,13
 Perkins, William _____ 1960,61,62
 Perrin, Delbert _____ 1940,50
 Perrine, James _____ 1908
 Perry, Dayton _____ 1960,61,62
 Perry, Travis _____ 2012,13,14,15
 Person, George _____ 1978
 Person, Nate _____ 1979,80
 Petersen, Ronald _____ 1949,50,51
 Petersen, Ross _____ 2007,10
 Peterson, Frank _____ 1917
 Peterson, Hap _____ 1982,83,84,85
 Peterson, Tariq _____ 1997,98,99
 Petzelka, Matt _____ 1977,78,79,80
 Pettit, Kenneth _____ 1938,39,40
 Phillips, Cy _____ 2005
 Phillips, Eddie _____ 1980,81,82,83
 Phillips, Mark _____ 1974,75
 Phillips, Michael _____ 1967,68
 Phillips, Robert A. _____ 1951,52,53
 Phillips, Robert _____ 1946,47,48
 Pickens, Derrick _____ 2000,01
 Pierce, Charles _____ 1956,57
 Pierce, Frank _____ 1889,90,91
 Pignatelli, Carl _____ 1927,29
 Pipkins, James _____ 1987,88
 Piro, Doug _____ 1976
 Plate, Scott _____ 1990,91,92,93
 Plewa, Macon _____ 2013,14,15
 Ploen, Ken _____ 1954,55,56
 Podolak, Charles _____ 1970,71
 Podolak, Ed _____ 1966,67,68
 Poholsky, Tom _____ 1986,87,88,89
 Polite, Eddie _____ 1984
 Pollio, Henry _____ 2000
 Polly, Ed _____ 1988,89,90,91
 Poluga, Cheter _____ 1938
 Porter, Bo _____ 1992,93,94
 Porter, David _____ 2000,01,02
 Pospisil, Scott _____ 1999
 Postler, Austin _____ 2008
 Postler, Paul _____ 1978,79,80,81
 Powell, Damond _____ 2013,14

Powell, William _____ 1968
 Powers, Howard _____ 1895
 Powers, Milton _____ 1889,90
 Poynton, Jim _____ 1987,88,89
 Prasse, Erwin _____ 1937,38,39
 Prater, Shaun _____ 2008,09,10,11
 Prescott, Robert _____ 1956,57,58
 Price, Derek _____ 1994,95
 Price, Ken _____ 1968,70
 Pritchard, Irving _____ 1893
 Pryor, Richard _____ 1984,85,86
 Pryor, Shalor _____ 1997
 Pryor, Terrance _____ 2011
 Pugh, Jevon _____ 2007
 Puk, J. J. _____ 1986,87
 Pudder, Emery _____ 1960,61
 Purdy, Matt _____ 1992,93,94,95
 Pyles, Arthur _____ 1917,19

-Q-

Quartaro, Nick _____ 1974,75,76
 Quast, Brad _____ 1986,87,88,89
 Quest, Matt _____ 1992,93

-R-

Radloff, Fred _____ 1932,33,34
 Raih, David _____ 2002
 Raitt, Travis _____ 1998
 Randolph, Alvin _____ 1964,65
 Rastetter, Colton _____ 2017,18
 Rath, Gordon _____ 1920
 Rathjen, Wil _____ 2014
 Rathke, Scott _____ 2001
 Reardon, Bill _____ 1993,94,95,96
 Reardon, Jerry _____ 1970,71,72
 Reardon, Kerry _____ 1968,69,70
 Recher, David _____ 1962,63,64
 Recinos, Miguel _____ 2016,17,18
 Redman, Matt _____ 1997
 Reed, Ronald _____ 1916,17,18
 Reedquist, Lawrence _____ 1928,29
 Rees, Bob _____ 1990,91,92
 Reichardt, Doug _____ 1974,75
 Reichardt, Bill _____ 1949,50,51
 Riechow, Garet _____ 1953,54,55
 Reichow, William _____ 1954,55
 Reid, Brad _____ 1977,78,79
 Reiff, Brady _____ 2017,18
 Reiff, Riley _____ 2009,10,11
 Reilly, Jim _____ 1985,86,87,88
 Reilly, Mike _____ 1961,62,63
 Reinhardt, Franklin _____ 1965
 Reiners, Randy _____ 1997,98,99
 Reischl, Matt _____ 1995,96,97,98
 Reisen, Jacob _____ 2012
 Reisner, Allen _____ 2007,08,09,10
 Reister, Harold _____ 1951,52
 Render, Keegan _____ 2015,16,17,18
 Renn, Tom _____ 1976,77,79
 Repass, Maurice _____ 1910
 Restelli, William _____ 1964,65
 Revak, Tom _____ 2003
 Reynolds, Robert _____ 1947
 Reynolds, Ross _____ 2016,17,18

Ricciardulli, Tony _____ 1980
 Rice, George _____ 1951,52,53
 Rice, Harry _____ 1925,26
 Rich, Fred _____ 1974
 Richards, Joe _____ 1933,34
 Richardson, Burt _____ 1991
 Richardson, Dace _____ 2005,06,09
 Rickards, Robbertto _____ 1999,2000
 Riddle, Fred _____ 1962,63
 Ridley, Sean _____ 1987
 Rigg, George _____ 1892
 Rigney, Frank _____ 1955,56,57
 Rigtrup, Keith _____ 1997
 Riley, Donald _____ 1949,50,51
 Riley, Tom _____ 1980
 Rinderknecht, Reed _____ 1991
 Ringer, William _____ 1960
 Ritchie, Joe _____ 1971
 Roberson, Ernie _____ 1971,72,73
 Roberts, Fred _____ 1927,28,29
 Roberts, Jay _____ 1962,63
 Roberts, Jermire _____ 2002,03
 Robertson, Cornelius _____ 1983
 Robinson, Adam _____ 2009,10
 Robinson, Damien _____ 1993,94,95,96
 Robinson, Derreck _____ 2001,02,03,04
 Robinson, Leonard _____ 1893
 Robshaw, James _____ 1962
 Roby, Reggie _____ 1979,80,81,82
 Rockwood, Merle _____ 1904,05,06
 Rodawig, Don _____ 1925
 Rodgers, Matt _____ 1988,89,90,91
 Roehlk, Jon _____ 1980,81,82,83
 Rogers, Alexander _____ 1930,31
 Rogers, Alfred _____ 1893
 Rogers, Brad _____ 2010,11,12
 Rogers, Felton _____ 1960,61
 Rogers, Lonnie _____ 1961,62,63
 Rogers, Matt _____ 1998
 Rogge, George _____ 1929,30
 Roland, Charles _____ 1965,66
 Rollins, Brian _____ 1971,72,73
 Rollins, Vernon _____ 1995,96,97,99
 Romano, Todd _____ 1992,93,94,95
 Romey, Richard _____ 1923,24,25
 Rook, Robert _____ 1933
 Roos, Nate _____ 2005
 Rose, Bill _____ 1970
 Rose, Derek _____ 1996,97,98
 Rose, Kenneth _____ 1944
 Ross, Bill _____ 1978
 Ross, Brady _____ 2016,17,18
 Ross, Thomas _____ 1966
 Roth, Matt _____ 2001,02,03,04
 Rothwell, Eric _____ 2003
 Roussell, Mark _____ 1992,93,94
 Rowell, Chris _____ 2008,09
 Ruck, Fred _____ 1949,50,51
 Rudock, Jake _____ 2013,14
 Rudolph, John _____ 1987
 Rugamba, Manny _____ 2016,17
 Ruhland, Matt _____ 1988,89,90
 Rusk, Tom _____ 1975,76,77,78
 Runta, Jerry _____ 1977

Russell, Fred _____ 2001,02,03
 Russo, Robert _____ 1960
 Ryan, Karlin _____ 1963,64,65
 Ryan, Ron _____ 1988,90
 Ryther, Bryan _____ 2006

-S-

Sabers, Michael _____ 2007,08
 Saidat, Ed _____ 1998,99
 Salter, Bob _____ 1973,74,75
 Sambo, Mike _____ 1974,77
 Sampson, Martin _____ 1889,90
 Samuelson, Loe _____ 1931,32
 Sandeman, Colin _____ 2007,08,09,10
 Sanders, Bob _____ 2000,01,02,03
 Sanford, Allen _____ 1889,90,91,92
 Sangster, James _____ 1950,51
 Sangster, William _____ 1943
 Sansen, Oliver _____ 1929,30,31
 Santos, Moses _____ 1988,89,90,91
 Sapp, Benny _____ 2000,01
 Sargent, Mekhi _____ 2018
 Sash, Tyler _____ 2008,09,10
 Saunders, Eddie _____ 1972
 Saunders, Mike _____ 1988,89,90,91
 Sawin, John _____ 1958,59
 Sawyer, Emmett _____ 1952
 Sawyer, Prince _____ 1892,93,94
 Scanlon, George _____ 1918
 Scantlebury, Wilbur _____ 1923,24
 Schaefer, Alan _____ 1970,71
 Schammel, Francis _____ 1932,33
 Scheel, Jay _____ 2016
 Schenk, Albert _____ 1966,68
 Scherff, Brandon _____ 2011,12,13,14
 Schick, Dave _____ 1975
 Schilling, Scott _____ 1978,79,80
 Schirmer, John _____ 1923,24,25
 Schleusner, Vincent _____ 1927,28
 Schlicher, Kyle _____ 2004,05,06
 Schlickman, Greg _____ 1978
 Schmidt, Christian _____ 1932
 Schmidt, Marvin _____ 1926,27
 Schmidt, Rick _____ 1984,85,86
 Schmitt, Bob _____ 1987,88
 Schneidman, Herman _____ 1932,34
 Schnoor, Marcus _____ 2002,03,05
 Schooley, Philip _____ 1965
 Schoonover, Bill _____ 1970,71
 Schuette, Alan _____ 1969
 Schultz, Bill _____ 1973,74,75,76
 Schultz, Dan _____ 1976
 Schulze, Andrew _____ 2007,08,09,10
 Schuster, Joe _____ 1983,84,86,87
 Schweizer, Edsel _____ 1942
 Schwin, Frederick _____ 1903,04,05
 Schwind, Mike _____ 1992
 Scott, Doug _____ 1991
 Scott, Homer _____ 1916,18
 Scott, William _____ 1958
 Sears, Rod _____ 1976,77
 Secl, William _____ 1933,34,35
 Seidel, Aaron _____ 1907,08
 Seidel, Earl _____ 1905

Sennott, Tim _____ 1983,84,85
 Senters, Travis _____ 1997,98,99
 Serama, Ted _____ 1995,96
 Sessi, Geno _____ 1957
 Sether, Scott _____ 1992,93
 Sgro, Dominick _____ 1957
 Shada, Adam _____ 2004,05,06,07
 Shakoor, Damani _____ 1994,95
 Shambaugh, George _____ 1892
 Shaw, Cedric _____ 1976,77,78,79
 Shaw, Sedrick _____ 1993,94,95,96
 Shay, Zach _____ 1998
 Sheehan, Dan _____ 1943,45
 Sheeler, Ernie _____ 1975,76,77
 Sheets, Wallace _____ 1956
 Sheldon, Thad _____ 1998,99
 Shelton, Adolphus _____ 2002,05
 Sherlock, Kevin _____ 2005
 Sherman, Matt _____ 1994,95,96,97
 Sherman, Robert _____ 1962,63
 Shipanick, Donald _____ 1958,59
 Shoaf, James _____ 1946,47,48
 Shoener, Harold _____ 1946,47
 Shoener, Herbert _____ 1946,47
 Shrader, ? _____ 1898
 Shuck, Terry _____ 1954,55
 Shumpert, Don _____ 2010,12,13
 Shuttleworth, V. Craven _____ 1920,21,22
 Sibert, Mike _____ 1992
 Siberts, Frank _____ 1900,01,02
 Sibery, Donald _____ 1967,69
 Signor, Austin _____ 2006,07
 Simmons, Don _____ 1935,36
 Simmons, Eric _____ 2014,15
 Simmons, Marques _____ 2004,05
 Simmons, Ozzie _____ 1934,35,36
 Simms, Dave _____ 1970,71,72
 Simons, Obern _____ 1945
 Simonsen, Todd _____ 1978,79,80,81
 Simpson, Gary _____ 1963,64,65
 Sims, Bob _____ 1971,72
 Sims, Damian _____ 2004,05,06,07
 Sims, Ken _____ 1983,84,85,86
 Sindlinger, Mark _____ 1983,84,85,86
 Sistrunk, Dwight _____ 1986,87
 Six, Norman _____ 1954,55
 Skelley, Ike _____ 1926
 Skillett, Jeff _____ 1988,89,90,91
 Skogman, Kyle _____ 1970,72,73
 Skradis, Bryan _____ 1977,78,79,81
 Slater, Duke _____ 1918,19,20,21
 Slatery, Joe _____ 1998,99
 Sleeper, Colin _____ 2011,12
 Slowik, Eric _____ 1991
 Slutzker, Scott _____ 1992,93,94,95
 Smeltzer, Charles _____ 1890
 Smiley, Keaton _____ 1985,86,88
 Smith, Arthur _____ 1889,90
 Smith, Bob _____ 1946,47
 Smith, Brandon _____ 2018
 Smith, Cameron _____ 2000
 Smith, Chris _____ 2000,01,02,03
 Smith, Don _____ 1926,27

Smith, Earl _____ 1953,54,55
 Smith, Frederick _____ 1937,38
 Smith, Gavin _____ 2013
 Smith, Jerminic _____ 2015,16
 Smith, John _____ 1976
 Smith, John James _____ 1946
 Smith, Leroy _____ 1989,90,91
 Smith, Narty _____ 1973
 Smith, Nelson _____ 1944,45
 Smith, Paul _____ 1925,26
 Smith, P. B. _____ 1901
 Smith, Robert _____ 1983,84,85,86
 Smith, Sean _____ 1988,90
 Smith, Tevaun _____ 2012,13,14,15
 Smith, Tom _____ 1969
 Smith, William _____ 1965,66,67
 Smith, Willie Ray _____ 1962
 Smith-Marsette, Ihmir _____ 2017,18
 Snider, Herman _____ 1938,39,40
 Snook, Gary _____ 1963,64,65
 Snyder, Brandon _____ 2015,16
 Snyder, Robert _____ 1944,47,48
 Sobieski, Ben _____ 1997,98,2001,02
 Sodergren, Chuck _____ 1976,77
 Soliday, Jason _____ 1990
 Solomon, Clinton _____ 2002,04,05
 Solomon, Richard _____ 1969,70,71
 Somodi, Richard _____ 1965,66
 Sorensen, Robert _____ 1964
 Spaan, James _____ 1958
 Spading, Kyle _____ 2009
 Spanjers, Peter _____ 1950,51,52
 Speaker, John _____ 1974
 Spearman, Reggie _____ 2013,14
 Spears, Melvin _____ 2015
 Spievey, Amari _____ 2008,09
 Spitzig, Kevin _____ 1980,81,83,84
 Spranger, Mark _____ 1984,85,86
 Spurbek, Wayne _____ 1945
 Staak, John _____ 1941,42
 Staggs, Steven _____ 2011,12
 Stanley, Nate _____ 2017,18
 Stanton, James _____ 1895,96
 Stanzi, Ricky _____ 2008,09,10
 Station, Larry _____ 1982,83,84,85
 Stauss, William _____ 1940,41,42
 Stearnes, Robert _____ 1951,52,53,54
 Stech, Roger _____ 1974,75,77
 Steen, Grant _____ 2000,01,02,03
 Steinbach, Eric _____ 1999,2000,01,02
 Steinbrecher, Kyle _____ 2011
 Steinke, Dan _____ 1974
 Stemplar, Tom _____ 1981
 Stepanek, Richard _____ 1967,68,69
 Stephens, Roger _____ 1943
 Stevenson, Mike _____ 1978
 Stewart, Tony _____ 1987,88,89,90
 Stewart, Walter _____ 1907,08,09
 Stiles, Frank _____ 1891,92
 Stockdale, Matt _____ 1998,99,2000,01
 Stoik, Tony _____ 1969
 Stoltenberg, Walter _____ 1904
 Stone, Andrew _____ 2015
 Stone, Geno _____ 2017,18

Stoops, Bobby _____ 1979,80,81,82
 Stoops, Mark _____ 1987,88,89
 Stoops, Mike _____ 1981,83,84
 Streff, Jack _____ 1904,05,06
 Strobel, Dave _____ 1981,82,84
 Stross, Trey _____ 2006,07,08,09
 Stutsman, Isaac _____ 1907,08
 Stutsman, John _____ 1931,32
 Suchy, Donald _____ 1954,55,56
 Suchomel, Todd _____ 1980
 Suess, Phil _____ 1978,79,80
 Sullivan, Eddie _____ 1982
 Sullivan, Robert _____ 1946
 Sullivan, Tim _____ 1967,68,70
 Sunderman, Frank _____ 1971,72
 Swain, Gary _____ 1965
 Swaney, Harold _____ 1931,33
 Swanson, Jack _____ 2009,10,11,12
 Swartzendruber, Donald _____ 1950,51
 Swedberg, Rodger _____ 1953,54,55
 Swenson, Roger _____ 1968
 Swift, Jim _____ 1976,77,78,79
 Sykes, Joseph _____ 1918,20
 Synhorst, John _____ 1918
 Szykowny, Matthew _____ 1960,61,62

-T-

Tarpinian, Jeff _____ 2007,08,09,10
 Tate, Drew _____ 2003,04,05,06
 Taylor, Miles _____ 2014,15,16,17
 Taylor, Tyrone _____ 1986
 Tedore, John _____ 1946,47,48
 Terlouw, Kyle _____ 2015
 Terrell, Charles _____ 1903
 Terrell, Henry _____ 1943
 Terry, Ryan _____ 1992,93,94
 Teyro, George _____ 1932,33,34
 Theer, Richard _____ 1956,57
 Thein, Rob _____ 1996,97,98,99
 Thiele, Richard _____ 1966
 Thigpen, Eric _____ 1995,96,97,98
 Thomas, Brice _____ 1928,29
 Thomas, Charles _____ 1895,96
 Thomas, Floyd _____ 1910
 Thomas, John _____ 1977
 Thomas, Sidney _____ 1972,73,74
 Thomas, Steve _____ 1986,87
 Thompson, Arthur _____ 1906
 Thompson, Dale _____ 1943
 Thompson, George _____ 1920,21,22
 Thompson, Rich _____ 1976
 Thorson, Sherwyn _____ 1959,60,61
 Thurtle, Phil _____ 1931
 Tillison, Lance _____ 2007,08,10
 Tippet, Andre _____ 1979,80,81
 Titley, Michael _____ 1989,90
 Tobin, Matt _____ 2011,12
 Tofson, Duane _____ 1955
 Tollefson, Charles _____ 1938,39,40
 Tomasetti, Barry _____ 1975,76,77
 Tompkins, Nelson _____ 1930,31
 Tompras, George _____ 1965
 Towle, ? _____ 1897
 Towner, John _____ 1949,50,51

Townsend, James _____ 2004
 Townsend, Orville _____ 1965
 Trappe, Christoph _____ 2000
 Traynor, John _____ 2003
 Traynor, Pete _____ 2000,01,02
 Treadway, Olen _____ 1957,58,59
 Trickey, Ben _____ 1941,42
 Trickey, James _____ 1910,11,12
 Trickey, Kenneth _____ 1931
 Trinca-Pasat, Louis _____ 2012,13,14
 Triplett, Dave _____ 1970,71
 Triplett, Orle _____ 1916
 Trippeer, Kyle _____ 1998,2000
 Tucker, Donald _____ 1960
 Tunnell, Emlen _____ 1946,47
 Tupper, William _____ 1905
 Turici, Richard _____ 1961,62
 Turner, Austin _____ 1949,50,51
 Turner, Dave _____ 1988,90,91
 Turner, Josh _____ 2018
 Turner, Milton _____ 1978
 Turner, Stephen _____ 1958
 Tyrrell, William _____ 1893
 Tyson, Demetrius _____ 1976

-U-

Ucman, Joseph _____ 1964
 Uhlenhake, Clay _____ 1979,80,81,82
 Uknes, Charles _____ 1942
 Urban, Albert _____ 1942
 Urchek, Mark _____ 1972
 Ure, Samuel _____ 1892
 Uselman, Joe _____ 2000,01
 Usinowicz, Paul _____ 1965,66,67

-V-

Vacanti, Sam _____ 1942
 Van Briesen, B. J. _____ 1999
 Van Buren, William _____ 1955,60,61
 Vande Walle, Curtis _____ 1965
 VandeBerg, Matt _____ 2013,14,15,17
 Vandenberg, James _____ 2009,10,11,12
 Vandervelde, Julian _____ 2007,08,09,10
 Vang, Scott _____ 1990
 Van Meter, Harold _____ 1912
 VanOosterhout, Peter _____ 1892,93
 Van Sloten, Brett _____ 2010,11,12,13
 Vazquez, Steve _____ 1975,76,77,78
 Veit, Eugene _____ 1956,57
 Vejvoda, Nathan _____ 2016
 Velicer, Ted _____ 1989,90,91,92
 Verba, Ross _____ 1993,94,95,96
 Vincent, Eddie _____ 1953,54,55
 Vlasic, Mark _____ 1984,85,86
 Vollenweider, Henry _____ 1939,41
 Voltmer, Carl _____ 1926
 VonLackum, Herman _____ 1911,12
 VonLackum, John _____ 1917
 Vrieze, Jon _____ 1983,84,85,86

-W-

Wade, Barrington _____ 2018
 Wadley, Akrum _____ 2015,16,17
 Wagler, Scott _____ 1935,36
 Wagnen, Dave _____ 1973,74,75
 Wagner, Steve _____ 1976,77,78
 Wahls, Jason _____ 1995
 Walding, Lynn _____ 1975,76
 Walker, Cornelius _____ 1934,35,36
 Walker, David _____ 2003,05
 Walker, James _____ 1939,40,41
 Walker, James C. _____ 1895,96,97
 Walker, James H. _____ 1902
 Walker, Marion _____ 1956
 Walker, Steve _____ 1973,74
 Wallace, Robert _____ 1962
 Wallace, Tom _____ 1968
 Walsh, Jordan _____ 2012,13,14,15
 Walters, Rod _____ 1972,73,74,75
 Wanket, Tony _____ 1983,84
 Ward, Brian _____ 1978
 Ward, Kevin _____ 2015,16,17
 Ward, Ryan _____ 2014,15,16
 Ward, Tom _____ 1987,88
 Warner, Joseph _____ 1898,99,1900
 Warrington, John _____ 1930
 Waschek, Jim _____ 1971,72,73
 Washburn, Roy _____ 1905,06
 Washington, Lester _____ 1972,73,74
 Washington, Nate _____ 1973,75,76
 Watkins, David _____ 1960,61
 Watkins, Travis _____ 1987,88,89
 Watters, Bert _____ 1899,1900,03
 Waugh, Harry _____ 1943
 Webb, Brad _____ 1978,79,80,81
 Webb, Chris _____ 1993,94
 Webb, Cloyd _____ 1961,62,63
 Webb, Ivory _____ 1980,81
 Webb, Scott _____ 2000,01,02
 Webber, Harold _____ 1934
 Weeks, Seth _____ 1910
 Wegher, Brandon _____ 2009
 Wehrle, Roger _____ 1963
 Weiland, Frank _____ 1901
 Weires, Bill _____ 1985
 Weisman, Mark _____ 2012,13,14
 Weiss, Leven _____ 1976,77,78,79
 Welch, Kristian _____ 2016,17,18
 Weller, Wendell _____ 1945
 Welk, Steve _____ 1973
 Wellington, Rod _____ 1973,74,75
 Wells, Mike _____ 1990,91,92,93
 Welsh, Sean _____ 2014,15,16,17
 Welt, Anthony _____ 1964
 Wendling, Mike _____ 1971,72
 Werner, Jon _____ 1991
 Wessels, Ladd _____ 1989
 Wester, Herb _____ 1984,85,86,87
 Westhoff, Jeff _____ 1995
 Weston, Lee _____ 1965
 Westra, Peter _____ 1927,28,29
 Wheatley, Austin _____ 1997,98,99
 Whipka, Joe _____ 1970
 Whisler, Bill _____ 1959,60,61

Whitaker, Matt _____ 1990,91,92
 White, Edward H. _____ 1904
 White, Edward S. _____ 1893
 White, Ike _____ 1971,72,73
 White, J. D. _____ 1989
 White, Jason _____ 2009,10,11
 White, Roy _____ 1904,05,07
 Wiegers, Tyler _____ 2015,17
 Wiegmann, Casey _____ 1993,94,95
 Wiegmann, Roger _____ 1953,54,55
 Wienke, John _____ 2011,12
 Wiese, Marlin _____ 1964
 Wieting, Nate _____ 2016,17,18
 Wildeman, Parker _____ 1993,1994
 Wilder, Clifford _____ 1963
 Wilkes, Troy _____ 1989
 Wilkins, Glen _____ 1903
 Willcox, Alex _____ 2004,05,07
 Willer, James _____ 1930
 Willet, James _____ 1956
 Willey, Dan _____ 1977,78,79
 Williams, Chester _____ 1960
 Williams, Dan _____ 2001
 Williams, Dwayne _____ 1979,80
 Williams, Fred _____ 1898
 Williams, Hermon _____ 1894
 Williams, Jerry _____ 1961
 Williams, Joel _____ 1960,61
 Williams, John _____ 1966
 Williams, Lranzie _____ 1951
 Williams, Louis _____ 1962,63,64
 Williams, Reggie _____ 1994,95
 Williams, Richie _____ 2005
 Williams, Samuel 1898,99,1900,01
 Williams, Tony _____ 1965,66,67
 Williams, Virgil _____ 1959
 Willis, Joe _____ 1976,77
 Willis, Ernest _____ 1914
 Willock, Richard _____ 1995,96,97
 Wilson, Marcus _____ 2006
 Wilson, Max _____ 1913,14,15
 Wilson, Paul _____ 2005
 Wilson, Robert _____ 1949,50,51

Wilson, Steve _____ 1966,67,68
 Wilson, Vincent _____ 1999
 Windauer, Bill _____ 1969,70,72
 Winslow, Donald _____ 1944,47,48,49
 Winton, James _____ 1960,62
 Winston, Nate _____ 1974,75,76
 Wirfs, Tristan _____ 2017,18
 Wirth, Dan _____ 1984,85,86,87
 Wischmeier, Robert _____ 1944
 Wise, Brian _____ 1988,89,90,91
 Wisnieski, Jon _____ 2017
 Wojan, Steve _____ 1974,76,77
 Woodard, Ralph _____ 1945,47,48,49
 Woodard, Richard _____ 1944,46,47,48
 Woodhouse, Donald A. _____ 1949,50
 Woodhouse, Donald E. _____ 1949
 Woodland, Tom _____ 1978
 Woods, LeVar _____ 1998,99,2000
 Woolston, Frank _____ 1891,92
 Worthy, Kevin _____ 2000,01,02,03
 Wozniak, Ben _____ 1978,79
 Wright, Anthony _____ 1986,87,88,89
 Wright, Ben _____ 1964
 Wright, Benson _____ 1891
 Wright, Charles _____ 1897
 Wyatt, Bernie _____ 1959,60,61
 Wyland, Guido _____ 1916

-Y-

Yacullo, Mike _____ 1981,82
 Yamini, Bashir _____ 1998,99
 Yanda, Marshal _____ 2005,06
 Yauck, Robert _____ 1960,61
 Yegge, John Paul _____ 1926,27
 Yelton, Bob _____ 1942
 Yocom, Brandt _____ 1972,74,75
 Yoder, Scott _____ 1997
 Youel, James _____ 1940,41,42
 Young, Albert _____ 2005,06,07
 Young, Devonte _____ 2016,17,18
 Young, Earl _____ 1926,27
 Young, Harry _____ 1971
 Young, Toren _____ 2017,18

-Z-

Zaehring, Paul _____ 1943
 Zaun, Drew _____ 2014
 Zdzenicki, Chris _____ 1997
 Zender, Robert _____ 1947
 Zinn, Donald _____ 1960
 Ziolkowski, Robert _____ 1963,64
 Zollman, Philip _____ 1892
 Zusevics, Markus _____ 2009,10,11



Kinnick Stadium, home for the Iowa football team, served its 89th season of hosting Hawkeye football games in 2018. Currently the 28th largest college owned stadium in the nation (69,250), Kinnick Stadium ranks as one of college football's finest facilities and is routinely filled on Saturdays each fall.

The \$89 million Kinnick Edge project, which will be completed for the 2019 season, provides enhancements to the north end zone of Kinnick Stadium. The latest upgrade includes over 1,600 indoor and outdoor club seats as part of an entirely new north end zone.

The Kinnick Edge project includes new restrooms, concourse areas, upgraded concession locations and food options, and new videoboards in the north end zone. A new playing surface is also being installed prior to the 2019 season.

A two-year, \$90 million restoration and renovation project for the stadium was completed prior to the start of the 2006 season. The project, which was the largest such undertaking ever for Iowa athletics, included an entirely new south end zone and a new press and hospitality facility. The south end zone project, which included new locker rooms, training room and media facilities for the Hawkeye football team on game days, was completed prior to the 2005 season.

The Paul J. Brechler Press Box, a completely new four-level press and hospitality facility, opened for the 2006 season. The facility extends the full length of the west side of the stadium. It includes 47 private viewing suites and over 1,000 club seats.

The south end zone renovation also provided a new entry plaza (Krause Family Plaza) to the south entrance, wider seats throughout most of the stadium, new and upgraded restroom facilities and concession areas, and an upgraded sound system.

Iowa draws sellout crowds for a majority of all home games, including 72 of the last 107 games over the last 17 seasons. Iowa had a sellout streak of 36 straight games snapped in its 2008 home finale.

Iowa ranked 21st in home attendance in 2018 with its average of 68,043, and annually ranks among the top 25 schools in the nation in home attendance. Big Ten Conference football games in 2018 drew over 6.3 million fans, surpassing six million fans for the seventh straight year. The Big Ten annually ranks first or second nationally in home attendance.

Construction on the original 53,000-seat stadium was completed Oct. 5, 1929, at a cost of \$497,151.42. Original construction took six months, but the stadium has undergone several facelifts since. Seats were added to the south end zone in 1956, raising the capacity to 60,000. The north end zone was enclosed and capacity increased to 66,000 prior to the 1983 season. With three expansion projects completed since that time, the seating capacity at Kinnick Stadium reached 70,585. Kinnick Stadium has 20 miles of bleacher seats and is 79 rows high on each side. The seating upgrades that are part of the Kinnick Edge project reduced the current capacity to 69,250.

Beside the expansions, an artificial surface was installed in 1972. That carpet was replaced in 1981. Prior to the 1989 season a natural grass playing field, Prescription Athletic Turf, was installed. The playing surface was replaced with new sod prior to 1997 and 2005.

The playing surface was replaced prior to the 2009 season, this time with state-of-the-art Field Turf, and replaced again prior to the 2017 season. Permanent practice lights were installed prior to the 2012 season and upgraded to provide broadcast-quality lighting prior to the 2015 season.

The playing surface in Kinnick Stadium in 2017 featured an Iowa logo for the first time since the conclusion of the 1980 football season, as the Tigerhawk was installed at midfield on the new FieldTurf playing surface. The stadium playing surface was without a University logo since a block "I" adorned the center of the field from 1972 through 1980. Artificial turf was first installed prior to the 1972 season and the block "I" appeared at midfield until a new surface was installed prior to the 1981 season, without a logo at midfield.

The original five floor press box was constructed in 1958 at a cost of \$490,628.62, and was located between the 25 yard lines on the west side of the stadium. Between 1995 and 1999, the Kinnick Stadium press box underwent a \$3 million improvement and renovation project, which included the addition of 18 private viewing suites and the remodeling of all five levels. The original press box was demolished in December, 2005.

Spectators attending home games of the Iowa Hawkeyes enjoy all the benefits of watching a game on television, thanks to the installation of all new and expanded video boards and scoreboards prior to the 2013 season. The \$9 million upgrade included large scale, HD video display units, which offer spectators live game action, instant replays and other features. In addition to the expanded main board in the south end zone, two additional video boards and a video ribbon were added to the south end zone. Upgraded scoreboards will be in place prior to the 2019 season, with a large jumbotron on the north end matching the current south end.

Kinnick Stadium has a rich history, beginning with a 46-0 Hawkeye win over Monmouth in the facility's first game. The Hawkeyes tied Illinois 7-7 in the dedication game Oct. 19, 1929.

In 1972, the name was changed from Iowa Stadium to Kinnick Stadium in honor of Iowa's 1939 Heisman Trophy winner, Nile Kinnick. His No. 24 jersey was retired by the school due to his success as a scholar-athlete at the University.

Iowa's all time record in Kinnick Stadium is 289-186-15. Iowa's longest home winning streak of 22 games spanned the 2002 to 2005 seasons. The Hawkeyes have had 12 undefeated home seasons, including 2003, 2004 and 2015. Iowa posted a 6-1 home record in 2002, 2008, 2009 and 2011.

The school's all-time home total attendance record was set in 2006 (494,095 fans) and matched in both 2010 and 2011. The average per game record (70,585) was established in 2005 and matched in 2006, 2007, 2010 and 2011. Iowa's record season attendance mark for all games is 905,840 set in 1990, a 75,487 per game average.

KINNICK STADIUM YEAR-BY-YEAR ATTENDANCE

Year	Home Total	Home Avg.	Season Total	Season Avg.	Year	Home Total	Home Avg.	Season Total	Season Avg.
1934	84,000	28,000	195,500	24,438	1977	377,410	53,916	651,869	59,261
1935	116,000	23,200	193,000	24,125	1978	319,289	53,214	595,281	54,116
1936	64,000	16,000	186,200	23,275	1979	358,245	59,708	674,581	61,326
1938	64,000	16,000	152,000	19,000	1980	359,750	59,958	668,008	60,728
1939	129,500	32,375	234,500	29,313	1981	360,381	60,064	801,550	66,796
1940	106,700	26,675	262,730	32,837	1982	297,766	59,553	692,455	57,705
1941	88,200	29,400	199,539	24,942	1983	330,610	66,122	879,338	73,278
1942	110,400	15,771	179,043	17,904	1984	396,784	66,131	764,793	58,830
1943	41,200	10,300	106,849	12,831	1985	396,773	66,129	827,795	68,983
1944	42,200	10,550	111,056	13,882	1986	*472,041	67,434	852,604	71,050
1945	64,100	16,025	212,502	23,611	1987	338,500	67,700	769,187	59,168
1946	197,811	39,562	384,191	42,688	1988	406,200	67,700	773,190	59,476
1947	187,844	46,961	488,752	54,306	1989	406,200	67,700	680,171	61,834
1948	212,708	42,542	356,542	39,616	1990	414,349	69,058	*905,840	*75,487
1949	218,021	43,604	356,352	39,594	1991	420,424	70,071	772,358	64,363
1950	222,921	44,584	456,473	50,719	1992	420,234	70,039	797,025	66,419
1951	157,883	39,471	392,563	43,618	1993	403,842	67,307	746,480	62,207
1952	181,164	45,291	349,467	38,829	1994	409,516	68,253	691,637	62,876
1953	211,109	42,222	406,570	45,174	1995	410,226	68,371	804,265	67,022
1954	245,421	49,084	491,608	54,623	1996	416,425	69,404	741,004	61,750
1955	201,072	50,268	545,025	60,558	1997	405,788	67,631	824,701	68,725
1956	306,478	51,079	534,550	53,455	1998	409,981	68,330	644,541	58,595
1957	203,709	50,927	500,856	55,651	1999	380,786	63,464	711,744	64,704
1958	329,673	54,912	630,262	63,026	2000	366,737	61,123	688,495	57,375
1959	279,400	55,880	518,894	57,655	2001	387,987	64,665	687,476	57,290
1960	264,100	52,820	506,590	56,288	2002	452,498	64,643	872,788	67,138
1961	290,250	58,050	516,360	57,373	2003	460,584	65,798	896,753	68,891
1962	281,216	56,212	478,828	53,203	2004	422,382	70,397	896,171	74,681
1963	230,200	57,550	463,096	57,887	2005	423,510	*70,585	831,425	69,285
1964	266,391	53,278	483,697	53,744	2006	494,095	*70,585	846,690	65,130
1965	263,700	52,740	513,198	51,319	2007	423,510	*70,585	814,403	67,867
1966	278,628	46,438	498,688	49,869	2008	491,186	70,169	834,519	64,194
1967	241,993	48,399	506,550	50,655	2009	491,499	70,214	913,813	70,293
1968	294,126	49,021	473,811	47,381	2010	494,095	*70,585	859,122	66,086
1969	301,287	50,218	504,083	50,408	2011	494,095	*70,585	880,168	67,705
1970	248,643	49,728	490,438	49,043	2012	493,315	70,474	813,426	73,948
1971	233,150	46,630	569,876	51,807	2013	469,872	67,125	866,912	66,686
1972	220,833	44,166	537,504	48,864	2014	472,584	67,512	762,818	58,678
1973	217,846	43,569	616,884	56,080	2015	441,992	63,142	925,382	66,099
1974	291,600	48,600	571,185	51,926	2016	487,591	69,656	766,321	58,948
1975	320,690	53,448	531,319	48,302	2017	464,357	66,337	847,399	65,185
1976	267,327	53,465	614,382	55,853	2018	476,302	68,043	804,804	61,908

*indicates Iowa record. No attendance figures were kept for the 1929-1933 and 1937 seasons.

**Largest Home Crowds***Following 1990 expansion*

Attend.	Opponent	Date
70,585	Michigan	11/12/16
70,585	Wisconsin	10/22/16
70,585	North Dakota State	9/17/16
70,585	Iowa State	9/10/16
70,585	Minnesota	11/14/15
70,585	Iowa State	9/13/14
70,585	Michigan State	11/12/11
70,585	Michigan	11/5/11
70,585	Indiana	10/22/11
70,585	Northwestern	10/15/11
70,585	Louisiana-Monroe	9/24/11
70,585	Pittsburgh	9/17/11
70,585	Tennessee Tech	9/8/11
70,585	Ohio State	11/20/10
70,585	Michigan State	10/30/10
70,585	Wisconsin	10/23/10
70,585	Penn State	10/2/10
70,585	Ball State	9/25/10
70,585	Iowa State	9/11/10
70,585	Eastern Illinois	9/04/10
70,585	Minnesota	11/21/09
70,585	Northwestern	11/7/09
70,585	Indiana	10/31/09
70,585	Michigan	10/10/09
70,585	Arizona	9/19/09
70,585	Penn State	11/8/08
70,585	Wisconsin	10/18/08
70,585	Northwestern	9/27/08
70,585	Iowa State	9/13/08
70,585	FL International	9/6/08
70,585	Maine	8/30/08
70,585	Western Michigan	11/17/07
70,585	Minnesota	11/10/07
70,585	Michigan State	10/27/07
70,585	Illinois	10/13/07
70,585	Indiana	9/29/07
70,585	Syracuse	9/8/07
70,585	Wisconsin	11/11/06
70,585	Northwestern	11/4/06
70,585	Northern Illinois	10/28/06
70,585	Purdue	10/7/06
70,585	Ohio State	9/30/06
70,585	Iowa State	9/16/06
70,585	Montana	9/2/06
70,585	Minnesota	11/19/05
70,585	Michigan	10/22/05
70,585	Indiana	10/15/05
70,585	Illinois	10/1/05
70,585	Northern Iowa	9/17/05
70,585	Ball State	9/3/05
70,397	Wisconsin	11/20/04
70,397	Purdue	11/6/04
70,397	Ohio State	10/16/04
70,397	Michigan State	10/2/04
70,397	Iowa State	9/11/04
70,397	Kent State	9/4/04
70,397	Minnesota	11/15/03
70,397	Illinois	11/1/03
70,397	Penn State	10/25/03

Attend.	Opponent	Date
70,397	Michigan	10/4/03
70,397	Arizona State	9/20/03
70,397	Wisconsin	11/2/02
70,397	Iowa State	9/14/02
70,397	Michigan	10/27/01
70,397	Iowa State	9/16/00
70,397	Nebraska	9/4/99
70,397	Wisconsin	10/24/98
70,397	Northwestern	10/10/98
70,397	Michigan	10/3/98
70,397	Iowa State	9/12/98
70,397	Purdue	11/1/97
70,397	Illinois	9/29/97
70,397	Northwestern	11/9/96
70,397	Ohio State	10/26/96
70,397	Michigan State	10/5/96
70,397	Iowa State	9/14/96
70,397	Illinois	11/4/95
70,397	Penn State	10/21/95
70,397	Northern Iowa	9/9/95
70,397	Michigan	10/1/94
70,397	Iowa State	9/10/94
70,397	Illinois	10/16/93
70,397	Penn State	9/18/93
70,397	Ohio State	10/31/92
70,397	Purdue	10/24/92
70,397	Wisconsin	10/10/92
70,397	Iowa State	9/12/92
70,397	Miami (FL)	9/5/92
70,389	Iowa State	9/22/90

Largest Home Crowds*Prior to 1990 expansion*

Attend.	Opponent	Date
67,700	Minnesota	11/25/89
67,700	Illinois	11/4/89
67,700	Michigan	10/21/89
67,700	Michigan State	10/7/89
67,700	Tulsa	9/30/89
67,700	Oregon	9/16/89
67,700	Ohio State	11/12/88
67,700	Northwestern	11/5/88
67,700	Michigan	10/15/88
67,700	Wisconsin	10/8/88
67,700	Iowa State	9/24/88
67,700	Colorado	9/17/88
67,700	Minnesota	11/21/87
67,700	Indiana	10/31/87
67,700	Purdue	10/24/87
67,700	Michigan State	10/3/87
67,700	Kansas State	9/26/87
67,700	Wisconsin	10/11/86
67,700	Iowa State	9/13/86

Largest Home Crowds*Prior to 1983 expansion*

Attend.	Opponent	Date
60,160	Nebraska	9/12/1981
60,150	Wisconsin	10/21/1961
60,145	Iowa State	9/27/1980
60,114	Purdue	11/7/1981
60,103	Michigan State	11/21/1981

Largest Road Crowds

Attend.	Opponent	Date
112,784	Michigan	10/16/10
111,496	Michigan	10/26/02
111,428	Michigan	9/25/04
110,923	Michigan	10/21/06
109,316	Penn State	9/26/09
108,951	Penn State	10/6/07
108,247	Penn State	9/28/02
108,062	Penn State	10/23/04
106,505	Michigan	10/18/97
106,194	Penn State	11/05/16
106,192	Michigan	10/3/92
105,915	Michigan	10/17/81
105,897	Michigan	10/18/86
*105,611	Washington	1/1/82
105,517	Michigan	10/20/90
105,455	Ohio State	11/14/09
105,423	Michigan	10/2/93
105,406	Michigan	10/17/87
105,244	Penn State	10/27/18
105,225	Ohio State	9/24/05
105,044	Ohio State	10/18/03
104,617	Michigan	10/29/77
104,559	Michigan	10/22/83
103,497	Penn State	10/8/11
*103,292	UCLA	1/1/86
*101,273	Washington	1/1/91
*98,297	California	1/1/59
*97,126	Oregon State	1/1/57

**Rose Bowl*

Individual
Scoring

Points _____ 30 _____ by Mike Northington, Purdue, 11/3/73
 TDs _____ 5 _____ by Mike Northington, Purdue, 11/3/73
 PATs _____ 9 _____ by Jeff Skillett vs. Cincinnati, 9/15/90
 FGs _____ 5 _____ by David Fuess, Tulsa, 9/30/89

Rushing

Attempts _____ 48 _____ by Sean Glover, Indiana, 10/14/95
 Yards _____ 314 _____ by Tavian Banks vs. Tulsa, 9/13/97
 TDs _____ 5 _____ by Mike Northington, Purdue, 11/3/73

Passing

Attempts _____ 60 _____ by Scott Mullen vs. Indiana, 10/23/99
 60 _____ by Eric Hunter, Purdue, 11/17/90
 Completions _____ 37 _____ by Blake Powers, Indiana, 10/15/05
 Yards _____ 433 _____ by Gino Torretta, Miami (FL), 9/5/92
 TDs _____ **5** _____ **by Nate Stanley vs. Ohio State, 11/4/17**
 5 _____ by Chuck Long vs. Northern Illinois, 9/21/85
 5 _____ by Fred Riddle vs. Indiana, 10/12/63
 Interceptions _____ 7 _____ by Gary Snook vs. N. Carolina St., 11/20/65

Receiving

Catches _____ 14 _____ by Dan Bitson, Tulsa, 9/30/89
 Yards _____ 235 _____ by Dan Bitson, Tulsa, 9/30/89
 TDs _____ 4 _____ by Ed Hinkel vs. Minnesota, 11/19/05

Total Offense

Plays _____ 74 _____ by Scott Mullen vs. Indiana, 10/23/99
 Yards _____ 473 _____ by Scott Mullen vs. Indiana, 10/23/99
 *TDR _____ **5** _____ **by Nate Stanley vs. Ohio State, 11/4/17**
 5 _____ by Brad Banks vs. Northwestern, 11/2/02
 5 _____ by Chuck Long vs. Michigan State, 10/5/85
 5 _____ by Chuck Long vs. Northern Illinois, 9/21/85
 5 _____ by Mike Northington, Purdue, 11/3/73
 5 _____ by Fred Riddle vs. Indiana, 10/12/63

**indicates touchdowns responsible for*

Team
Scoring

Points _____ 70 _____ vs. Utah State, 9/28/57
 TDs _____ 10 _____ vs. Utah State, 9/28/57
 10 _____ vs. Texas-El Paso, 9/27/86
 PATs _____ 9 _____ vs. Cincinnati, 9/15/90
 FGs _____ 5 _____ by Tulsa, 9/30/89

Rushing

Attempts _____ 82 _____ vs. South Dakota, 10/5/40
 Yards _____ 595 _____ by Minnesota, 10/28/34
 TDs _____ 9 _____ vs. Cincinnati, 9/15/90

Passing

Attempts _____ 61 _____ vs. Indiana, 10/23/99
 Completions _____ 36 _____ vs. Indiana, 10/23/99
 Yards _____ 575 _____ vs. Northwestern, 10/8/83
 TDs _____ 6 _____ vs. Northern Illinois, 9/21/85
 Interceptions _____ 7 _____ vs. North Carolina State, 11/20/65

Total Offense

Plays _____ 104 _____ by Notre Dame, 10/5/68
 Yards _____ 713 _____ vs. Northwestern, 10/8/83

Miscellaneous

First Downs _____ 36 _____ vs. Washington State, 9/27/69
 Penalty Yards _____ 145 _____ by Notre Dame, 11/22/52

Longest Plays

Run _____ 96 _____ by Eddie Vincent vs. Purdue, 11/6/54
 Pass _____ 95 _____ by Brad Banks to Dallas Clark,
 vs. Purdue, 10/5/02
 Punt Return _____ 94 _____ by Bob Longley vs. Oregon, 10/29/49
 Kickoff Return _____ 100 _____ by Joe Williams vs.
 Notre Dame, 11/25/61
 Interception Return _____ 100 _____ by Rod Woodson, Purdue, 11/15/86
 Fumble Return _____ 84 _____ by Dayton Perry vs. Purdue, 10/22/60
 Blocked Punt Return _____ 66 _____ by Jim Walker vs. Wisconsin, 10/12/40
 Blocked FG Return _____ 87 _____ by LeVar Woods vs.
 Northern Illinois, 9/18/99
 Punt _____ 96 _____ by George O'Brien, Wisconsin, 10/18/52
 Field Goal _____ 57 _____ by Marshall Koehn
 vs. Pittsburgh, 9/19/15
 57 _____ by Lee Pistor, Arizona, 9/24/77

NOTE: Players listed in boldface are current players.

The University of Iowa Athletics Department established the “Kinnick Stadium Wall of Honor” prior to the start of the 2013 season.

Nine former Hawkeyes have their name and jersey number displayed on the lowest ribbon adjacent the letters of the Paul W. Brechler Press Box. The numbers coincide with the jersey number each player wore their senior season.

To be considered for inclusion on the Kinnick Stadium Wall of Honor, former UI football players must be a member of the UI Varsity Club Hall of Fame, and meet one of the following three criteria:

1. Member of both the National Football Foundation College Football Hall of Fame and the Helms Athletic Foundation Hall of Fame*
2. Member of one of the two above mentioned nationally recognized Halls of Fame, and a consensus All-American
3. Two-time Consensus All-American

**The Helms Athletic Foundation is no longer active, rendering it invalid for future consideration.*

#1 – Aubrey Devine (1919-21)

Devine won the Big Ten Conference Medal for Excellence in athletics and academics, and was quarterback and captain of Iowa's 1921 Big Ten championship team. He led the Hawkeyes in rushing, passing, and scoring in 1919 and 1920. He drop-kicked a field goal to beat Notre Dame, 10-7, in 1921, as Iowa earned a share of its first mythical national championship.

#25 – Randy Duncan (1956-58)

Duncan won Big Ten and Iowa MVP honors when he led the Hawkeyes to a Rose Bowl title in 1959. He finished second in the 1958 Heisman Trophy balloting. Duncan was a two-time all-conference pick, earned Walter Camp and Player of the Year honors from three organizations, and was the No. 1 pick in the 1958 NFL draft. Iowa shared the mythical national title in both 1956 and 1958, while also earning the Grantland Rice Award in 1958, symbolic of the national football championship.

#62 – Calvin Jones (1953-55)

Jones was named to 22 All-America teams in his career and in 1955 was named winner of the Outland Trophy, awarded to the nation's top interior lineman. He was Iowa's first two-time consensus All-American, and his No. 62 jersey is one of only two numbers retired by the Hawkeyes.

#77 – Alex Karras (1956-57)

Karras was a Rose Bowl champion and a consensus All-American in 1957. He was the first two-time AP All-American in Iowa history and a winner of the Outland Trophy, awarded to the nation's top interior lineman. Karras was Heisman Trophy runner-up in 1957, and a member of the inaugural class of the Iowa Lettermen's Club Hall of Fame.

#24 – Nile Kinnick (1937-39)

Kinnick won the only Heisman Trophy in school history when he swept the Heisman, Maxwell and Walter Camp awards in 1939. He was the Big Ten MVP for Iowa's legendary 1939 Ironmen team. He was a Phi Beta Kappa scholar and senior class president, his No. 24 jersey is one of two retired numbers at Iowa, and in 1972 the Hawkeyes' stadium was named in his honor.

#1 – Gordon Locke (1920-22)

Locke primarily played fullback during his Hawkeye career, but in 1922 he was a Walter Camp first team All-America quarterback, and he's listed as a defensive back on Iowa's all-time football team. He scored 72 points as a senior to set a then-Big Ten record, and was awarded the Big Ten Medal of Honor (1923).

#16 – Chuck Long (1982-85)

Long quarterbacked the Hawkeyes to the 1986 Rose Bowl, the same year he became the first player in NCAA history to pass for more than 10,000 career yards. He finished runner-up in the closest Heisman Trophy contest in the award's history in 1985, and previously held the NCAA record for consecutive completions with 22 at Indiana (1984). Long was named a first team All-Big Ten performer three times, including 1985 when he was named conference MVP.

#15 – Duke Slater (1918-21)

Fred “Duke” Slater was a seven-time letterman at the University of Iowa, competing in football and track from 1918-21. He was an All-Big Ten tackle for the Hawkeyes from 1919-21, and an All-America track and field athlete from 1920-21. He is a member of Iowa's all-time team. In 1928, Slater earned his law degree from the University of Iowa, and in 1951 he became the first black player inducted into the inaugural College Football Hall of Fame.

#36 – Larry Station (1982-85)

Station was named a consensus All-American in 1984 and 1985, becoming just the second Hawkeye in program history to earn multiple honors. He is the only player in school history to lead the team in tackles four times, and in 1985 finished his career with the all-time tackles record (492). Station started the final 42 games of his career, earned All-America mention in each of his four seasons, and is a linebacker on Iowa's all-time football team. He was a finalist for the Lombardi and Butkus awards in 1985, and was a three-time first team All-Big Ten honoree. He is Iowa's most recent induction into the College Football Hall of Fame.

NOTE: The Iowa football records and best performances, compiled by the Iowa Athletic Communications Office, begin with the 1939 season, commonly called the "Modern Era" of Big Ten and NCAA athletics. **Throughout the records section, players listed in bold face are current Iowa players.**

Scoring

Points

Game _____ 24 on 11 occasions
 (last by Akrum Wadley at Northwestern, 10/17/2015)
 Season _____ 120 by Shonn Greene, 2008
 120 by Nate Kaeding, 2002
 Career _____ 373 by Nate Kaeding, 2000-03

Kicking Points

Game _____ 17 by Kyle Schlicher at Minnesota, 11/13/2004
 Season _____ 120 by Nate Kaeding, 2002
 Career _____ 367 by Nate Kaeding, 2000-03

Touchdowns

Game _____ 4 on 11 occasions
 (last by Akrum Wadley at Northwestern, 10/17/2015)
 Season _____ 20 by Shonn Greene, 2008
 Career _____ 36 by Tavian Banks, 1994-97

Cons. Carries ____ 3 by Aaron Greving vs. Kent State, 9/1/2001

Field Goals

Game _____ 5 by Kyle Schlicher at Minnesota, 11/13/2004
 Season _____ 21 by Kyle Schlicher, 2004
 21 by Rob Houghtlin, 1987
 Career _____ 67 by Nate Kaeding, 2000-03
 Consecutive ____ 22 by Nate Kaeding, 2001-02

FG Attempts

Game _____ 5 by Mike Meyer vs. Northern Illinois, 9/01/2012
 5 by Mike Meyer at Indiana, 11/06/2010
 5 by Kyle Schlicher at Minnesota, 11/13/2004
 Season _____ 30 by Rob Houghtlin, 1987
 Career _____ 83 by Nate Kaeding, 2000-03

PATs Made

Game _____ 9 on two occasions
 (last by Zach Bromert vs. Iowa State, 9/20/1997)
 Season _____ 57 by Nate Kaeding, 2002
 Career _____ 167 by Nate Kaeding, 2000-03
 Consecutive ____ 122, Mike Meyer, 2010-13

PAT Attempts

Game _____ 9 on six occasions
 (last by Zach Bromert vs. Indiana, 10/25/1997)
 Season _____ 58 by Nate Kaeding, 2002
 Career _____ 169 by Nate Kaeding, 2000-03

Rushing

Attempts

Game _____ 43 by Jordan Canzeri vs. Illinois, 10/10/2015
 Season _____ 316 by Sedrick Shaw, 1995
 Career _____ 837 by Sedrick Shaw, 1993-96

Yards Gained

Game _____ 314 by Tavian Banks vs. Tulsa, 9/13/1997
 Season _____ 1,850 by Shonn Greene, 2008
 Career _____ 4,156 by Sedrick Shaw, 1993-96

Touchdowns

Game _____ 4 on seven occasions
 (last by Akrum Wadley at Northwestern, 10/17/2015)
 Season _____ 20 by Shonn Greene, 2008
 Career _____ 33 by Tavian Banks, 1994-97
 33 by Sedrick Shaw, 1993-96

Receiving

Receptions

Game _____ 13 by Kevin Kasper at Ohio State, 10/30/1999
 13 by Nick Bell at Indiana, 10/29/1988
 Season _____ 82 by Marvin McNutt, Jr., 2011
 82 by Kevin Kasper, 2000
 Career _____ 174 by Kevonte Martin-Manley, 2011-14

Yards Gained

Game _____ 256 by Quinn Early vs. Northwestern, 11/7/1987
 Season _____ 1,315 by Marvin McNutt, Jr., 2011
 Career _____ 2,861 by Marvin McNutt, Jr., 2008-2011

Touchdowns

Game _____ 4 by Ed Hinkel vs. Minnesota, 11/19/2005
 4 by Quinn Early vs. Northwestern, 11/7/1987
 Season _____ 12 by Marvin McNutt, Jr., 2011
 Career _____ 28 by Marvin McNutt, Jr., 2008-2011

Passing

Attempts

Game _____ 60 by Scott Mullen vs. Indiana, 10/23/1999
 60 by Chuck Hartlieb vs. Indiana, 10/29/1988
 Season _____ 460 by Chuck Hartlieb, 1988
 Career _____ 1,203 by Chuck Long, 1981-85

Completions

Game _____ 44 by Chuck Hartlieb vs. Indiana, 10/29/1988
 Season _____ 288 by Chuck Hartlieb, 1988
 Career _____ 782 by Chuck Long, 1981-85
 Consecutive ____ 22 by Chuck Long vs. Indiana, 1984

Completion Percentage

Game _____ 100% by Brad Banks (10-10)
 vs. Northwestern, 11/09/2002
 Season _____ 67.1% by Chuck Long (216 of 322), 1984
 Career _____ 65.0% by Chuck Long (782 of 1,203), 1981-85

Yards Gained

Game _____ 558 by Chuck Hartlieb vs. Indiana, 10/29/1988
 Season _____ 3,738 by Chuck Hartlieb, 1988
 Career _____ 10,461 by Chuck Long, 1981-85

Touchdowns

Game _____ 7 by Chuck Hartlieb vs. Northwestern, 11/7/1987
 Season _____ 27 by Chuck Long, 1985
 Career _____ 74 by Chuck Long, 1981-85

Pass Efficiency (since 1979)

Season _____ 157.63 by Ricky Stanzi, 2010
 Career _____ 155.53 by Brad Banks, 2001-02

NOTE: Players listed in boldface are current players.

Total Offense

Yards Gained

Game _____ 516 by Chuck Hartlieb vs. Indiana, 10/29/1988
 Season _____ 3,530 by Chuck Hartlieb, 1988
 Career _____ 10,254 by Chuck Long, 1981-85

Punt Returns

Number

Game _____ 9 by Nile Kinnick vs. Indiana, 10/7/1939
 Season _____ 40 by Ramon Ochoa, 2003
 Career _____ 124 by Peter Marciano, 1986-89

Yards Returned

Game _____ 201 by Nile Kinnick vs. Indiana, 10/7/1939
 Season _____ 495 by Ramon Ochoa, 2003
 Career _____ 1,102 by Tim Dwight, 1994-97

Touchdowns

Game _____ 2 by Kevonte Martin-Manley vs. W. Michigan, 9/21/2013
 Season _____ 3 by Tim Dwight, 1997
 Career _____ 5 by Tim Dwight, 1994-97

Kickoff Returns

Number

Game _____ 9 by Tim Dwight vs. Ohio State, 10/28/1995
 Season _____ 43 by Earl Douthitt, 1973
 Career _____ 78 by Earl Douthitt, 1972-74

Yards Returned

Game _____ 187 by Sid Thomas vs. Michigan State, 11/23/1974
 Season _____ 994 by Earl Douthitt, 1973
 Career _____ 1,762 by Earl Douthitt, 1972-74

Touchdowns

Game _____ 1, on several occasions
 (last by Jordan Cotton vs. Penn State, 10/20/12)
 Season _____ 1, on several occasions
 (last by Jordan Cotton vs. Penn State, 10/20/12)
 Career _____ 2 by Derrell Johnson-Koulianos, 2009 and 2010
 2 by Kahlil Hill, 1998 and 2000

Punting

Number

Game _____ 16 by Nile Kinnick vs. Notre Dame, 11/11/1939
 #Season _____ 86 by Ryan Donahue, 2007
 Career _____ 272 by Jason Baker, 1997-00

Yards

Game _____ 731 by Nile Kinnick vs. Notre Dame, 11/11/1939
 Season _____ 3,533 by Ryan Donahue, 2007
 Career _____ 11,304 by Jason Baker, 1997-00

Average

Game (min. 4) _____ 55.8 by Reggie Roby vs. Nebraska, 9/12/1981
 Season _____ 49.8 by Reggie Roby, 1981
 Career _____ 45.4 by Reggie Roby, 1979-82
 # - - Big Ten Record

Interceptions

Return Yards

Season _____ 203, Tyler Sash, 2009
 Career _____ 392, Tyler Sash, 2008-10

Number

Game _____ 3, Josh Jackson vs. Ohio State, 11/4/2017
 3, Tyler Sash at Iowa State, 9/12/2009
 *3, Grant Steen at Indiana, 10/19/2002
 Season _____ 8 by Desmond King, 2015
 8 by Lou King, 1981
 8 by Nile Kinnick, 1939
 Career _____ 18 by Devon Mitchell, 1982-85
 18 by Nile Kinnick, 1937-39

Touchdowns

Game _____ 2 by Josh Jackson at Wisconsin, 11/11/17
 2 by B.J. Lowery vs. Western Michigan, 9/21/13
 Season _____ 2 by Josh Jackson at Wisconsin, 11/11/17
 2 by B.J. Lowery, 2013
 2 by Christian Kirksey, 2012
 2 by Micah Hyde, 2010
 2 by Tom Knight, 1995
 2 by Plez Atkins, 1995
 Career _____ 3 by Desmond King, 2013-16
 3 by Tom Knight, 1992, 1994-96

* - - ties NCAA record for a linebacker

Tackles

Number

Game _____ 29 by Dave Clement vs. Oregon State, 9/19/1970
 Season _____ 171 by Andre Jackson, 1972
 Career _____ 492 by Larry Station, 1982-85

Solos

Game _____ 18 by George Davis vs. Minnesota, 11/17/1984
 Season _____ 105 by Tom Rusk, 1977
 Career _____ 308 by Larry Station, 1982-85

Assists

Game _____ 22 by Dave Clement vs. Oregon State, 9/19/1970
 Season _____ 88 by Andre Jackson, 1972
 Career _____ 220 by James Morris, 2010-13

For Loss

Game _____ 6 (23 yds.) by Leroy Smith vs. Ohio State, 11/2/1991
 Season _____ 25 (93 yds.) by Jonathan Babineaux, 2004
 Career _____ 79 (409 yds.) by Jared DeVries, 1995-1998

For Loss (yardage)

Game _____ 53 (4 tackles) by Ron Geater vs. Purdue, 10/25/1991
 Season _____ 153 (20 tackles) by Andre Tippett, 1980
 Career _____ 409 (79 tackles) by Jared DeVries, 1995-1998

QB Sacks

Game _____ 5 (21 yds.) by Leroy Smith vs. Ohio State, 11/2/1991
 Season _____ 18 (101 yds.) by Leroy Smith, 1991
 Career _____ 43 (323 yds.) by Jared DeVries, 1995-1998

Blocked Kicks

Game _____ 2 by Kenny Iwebema vs. Syracuse, 9/8/2007
 2 by Kenny Iwebema vs. Illinois, 10/1/2005
 2 by Sean Considine at Iowa State, 9/13/2003
 2 by Maurea Crain vs. Minnesota, 11/21/1992
 2 by Merton Hanks vs. Wyoming, 12/30/1987
 Season _____ 5 by Jim Caldwell, 1973
 Career _____ 7 by Merton Hanks, 1987-90

Scoring

Points

Game _____ 70 vs. Utah State, 9/28/1957
 Season _____ 484 in 2002
 Per game _____ 48.5 in 1890

Touchdowns

Game _____ 10 vs. Texas-El Paso, 9/27/1986
 _____ 10 vs. Utah State, 9/28/1957
 Season _____ 60 in 2002

Field Goals

Game _____ 5 at Minnesota, 11/13/2004
 _____ 5 vs. Washington, 12/29/1995
 Season _____ 21 in 2004, 2002 and 1987

PATs Made

Game _____ 9 vs. Iowa State, 9/20/1997
 _____ 9 vs. Cincinnati, 9/15/1990
 Season _____ 57 in 2002

Rushing

Attempts

Game _____ 82 at Minnesota, 11/2/1968
 _____ 82 vs. South Dakota, 10/5/1940
 Season _____ 607 in 1984

Yards Gained

Game _____ 517 vs. Minnesota, 11/19/1983
 Season _____ 2,784 in 2002
 Per game _____ 255.4 in 1958

Yards/Attempt

Game _____ 11.0 vs. Minnesota, 11/19/1983
 Season _____ 5.3 in 1997

Touchdowns

Game _____ 9 vs. Cincinnati, 9/15/1990
 Season _____ 38 in 1990

Passing

Attempts

Game _____ 62 at Indiana, 10/29/1988
 Season _____ 470 in 1988

Completions

Game _____ 44 at Indiana, 10/29/1988
 Season _____ 290 in 1988

Completion Percentage

Game _____ 1.000 (12-12) vs. Northwestern, 11/9/2002
 Season _____ .657 (276-420) in 1985

Yards Gained

Game _____ 584 at Northwestern, 11/7/1987
 Season _____ 3,796 in 1987
 Per game _____ 300.9 in 1985

Touchdowns

Game _____ 7 at Northwestern, 11/7/1987
 Season _____ 30 in 1985

Total Offense

Plays

Game _____ 101 at Minnesota, 11/2/1968
 Season _____ 971 in 1987

Yards Gained

Game _____ 713 vs. Northwestern, 10/8/1983
 Season _____ 5,647 in 1983
 Per game _____ 470.6 in 1983

First Downs

Number

Game _____ 36 vs. Washington State, 9/27/1969
 Season _____ 284 in 1985
 Per game _____ 23.7 in 1985

Kickoff Returns

Number

Season _____ 64 in 1973

Yards Returned

Season _____ 1,381 in 1973
 Per return _____ 29.0 in 1941

Punt Returns

Number

Season _____ 48 in 2003

Yards Returned

Season _____ 636 in 1997
 Per return _____ 17.0 in 1940

Punting

Number

Game _____ 16 vs. Notre Dame, 11/11/1939
 Season _____ 87 in 2007

Yards

Game _____ 731 vs. Notre Dame, 11/11/1939
 Season _____ 3,551 (87 punts, 40.8 avg.) in 2007

Yards/Punt

Game _____ 55.8 vs. Nebraska, 9/12/1981
 Season _____ 45.5 in 1981

Scoring

Points

Game_____ 0 on 53 occasions (last at Illinois, 11/17/2018)
 Season_____ 5 in 1899
 Per game_____ 0.6 in 1899

Touchdowns

Game_____ 0 on 68 occasions (last at Illinois, 11/17/2018)
 Season_____ 1 in 1899

Rushing

Attempts

Game_____ 17 at Purdue, 11/18/1989
 Season_____ 362 in 1955

Yards Gained

Game_____ (-73) at Purdue, 11/18/1989
 Season_____ 950 in 1937
 Per game_____ 79.7 in 1981

Yards/Attempt

Game_____ (-4.2) at Purdue, 11/18/1989
 Season_____ 2.4 in 1981

Touchdowns

Game_____ 0 on many occasions (last at Illinois, 11/17/2018)
 Season_____ 1 in 1899

Passing

Attempts

Game_____ 1 vs. South Dakota, 10/5/1940
 _____ 1 at Notre Dame, 10/27/1945
 Season_____ 62 in 1944

Completions

Game_____ 0 on many occasions
 _____ 2 vs. Georgia Tech, 1/5/2010
 _____ 2 vs. Purdue, 10/24/1992
 _____ 2 vs. Michigan State, 10/3/1987
 Season_____ 19 in 1944

Completion Percentage

Game_____ .000 on many occasions
 _____ .200 vs. Michigan State, 10/3/1987
 Season_____ .270 in 1941

Yards Gained

Game_____ -7 vs. Notre Dame, 10/23/1948
 Season_____ 365 in 1941
 Per game_____ 45.6 in 1941

Touchdowns

Game_____ 0 on many occasions (last at Illinois, 11/17/2018)
 Season_____ 0 on many occasions

First Downs

Number

Game_____ 2 vs. South Dakota, 10/5/1940
 _____ 2 vs. Nebraska, 11/4/1944
 Season_____ 67 in 1937
 Per game_____ 8.4 in 1937

Tackles

For Loss

Game_____ 16 vs. Northwestern (-92 yards), 11/16/1991
 Season_____ 114 in 1995

QB Sacks

Game_____ 9 at Purdue (-74 yards), 11/18/1989
 Season_____ 61 in 1991

Turnovers

Interceptions

Game_____ 7 vs. Wisconsin, 11/13/1982
 Season_____ 23 in 2008 (13 games)
 _____ 23 in 1987 (13 games)
 _____ 23 in 1986 (12 games)

Fumbles Recovered

Game_____ 7 at Purdue, 10/1/1949
 Season_____ 26 in 1977

Total Offense

Plays

Game_____ 39 vs. Wyoming, 10/17/1953
 Season_____ 475 in 1944

Yards Gained

Game_____ 49 at Northwestern, 10/6/1984
 Season_____ 1,467 in 1937
 Per game_____ 183.3 in 1937

Rushing (min. 175 yards)

	Name	Att-Yds.	TDs	Opponent	Date
1.	Tavian Banks	29-314	4	Tulsa	9/13/1997
2.	Ed Podolak	17-286	2	Northwestern	11/9/1968
3.	Jordan Canzeri	43-256	4	Illinois	10/10/2015
4.	Marcus Coker	32-252	2	Minnesota	10/29/2011
5.	Sedrick Shaw	42-250	1	Michigan State	10/7/1995
6.	Phil Blatcher	27-247	2	Michigan State	11/21/1981
7.	Dennis Mosley	39-229	2	Iowa State	9/29/1979
8.	Marcus Coker	33-219	2	Missouri	12/28/2010
9.	Mark Weisman	27-217	3	Central Michigan	9/22/2012
	Shonn Greene	25-217	4	Wisconsin	10/18/2008
	Nick Bell	31-217	3	Wisconsin	10/14/1989
12.	Sedrick Shaw	41-214	3	Wisconsin	11/18/1995
13.	Shonn Greene	30-211	2	Purdue	11/15/2008
14.	Akrum Wadley	26-204	4	Northwestern	10/17/2015
	Tavian Banks	18-204	2	Northern Iowa	9/6/1997
16.	Albert Young	38-202	2	Northwestern	11/5/2005
	Jim Jensen	21-202	2	Indiana	10/18/1975
18.	Eddie Phillips	36-198	1	Minnesota	10/23/1982
19.	LeShun Daniels, Jr.	26-195	3	Minnesota	11/14/2015
20.	Fred Russell	17-194	1	Minnesota	11/16/2002
	Tony Stewart	32-194	0	Iowa State	9/24/1988
	Bob Jeter	9-194	1	California	1/1/1959
23.	Frank Holmes	34-193	2	Oregon State	9/23/1972
24.	Ronnie Harmon	28-191	3	Illinois	9/29/1984
25.	Rick Bayless	33-183	0	Northwestern	10/25/1986
	Jerry Faske	20-183	1	Northwestern	10/22/1949
27.	Tavian Banks	18-182	3	Iowa State	9/14/1996
	Kevin Harmon	31-182	3	Iowa State	9/19/1987
29.	Mark Weisman	30-180	2	Missouri State	9/7/2013
30.	Albert Young	34-179	2	Michigan State	10/27/2007
31.	Sedrick Shaw	32-178	1	Iowa State	9/16/1995
32.	Mark Weisman	21-177	1	Minnesota	9/29/2012
33.	Akrum Wadley	15-176	1	Purdue	10/15/2016
	Jeff Brown	31-176	0	Indiana	9/13/1980
35.	Dennis Green	18-175	2	Texas Christian	9/28/1968
36.	Mekhi Sargent	26-173	1	Nebraska	11/23/2018

Receiving (min. 150 yards)

	Name	No-Yds.	TDs	Opponent	Date
1.	Quinn Early	10-256	4	Northwestern	11/7/1987
2.	Deven Harberts	11-233	1	Indiana	10/29/1988
3.	Bill Happel	9-207	3	N. Illinois	9/21/1985
4.	Dave Moritz	11-192	2	Indiana	10/29/1983
5.	Keith Chappelle	12-191	2	Illinois	10/11/1980
6.	Tim Dwight	8-188	1	Northwestern	11/9/1996
7.	Tim Dwight	8-187	3	Iowa State	11/20/1997
8.	Marvin McNutt, Jr.	6-184	3	Indiana	10/22/2011
9.	D. Johnson-Koulianos	7-181	1	Minnesota	11/22/2008
10.	Dave Moritz	8-168	1	Tennessee	12/31/1982
11.	Scott Slutzker	8-167	0	Penn State	10/21/1995
12.	Clinton Solomon	5-166	2	Purdue	10/8/2005
13.	Jim Gibbons	9-164	2	Minnesota	11/9/1957
14.	Al Bream	12-160	2	Illinois	11/25/1967
15.	Andy Brodell	6-159	2	Texas	12/30/2006
	Andy Brodell	7-159	1	Minnesota	11/18/2006
	Marv Cook	9-159	1	Ohio State	11/14/1987
18.	Clinton Solomon	9-157	1	Minnesota	11/13/2004
	Dave Triplett	7-157	1	Wisconsin	10/30/1971
20.	Marvin McNutt, Jr.	4-155	1	Indiana	10/31/2009
	Karl Noonan	10-155	1	Wisconsin	10/17/1964
	Emlen Tunnell	6-155	3	Indiana	10/11/1947

Receiving (min. 150 yards) - Continued

	Name	No-Yds.	TDs	Opponent	Date
23.	Scott Helverson	8-154	2	Iowa State	9/28/1985
24.	Marvin McNutt, Jr.	9-151	2	Purdue	11/19/2011
	Ed Hinkel	7-151	4	Minnesota	11/19/2005
	Jack Dittmer	5-151	2	Boston U.	11/20/1948

Passing (min. 300 yards)

	Name	Comp-Att	Yds.	TDs	Opponent	Date
1.	Chuck Hartlieb	44-60	558	3	Indiana	10/29/1988
2.	Chuck Hartlieb	25-32	471	7	Northwestern	11/7/1987
3.	Chuck Long	29-39	461	6	Texas	12/26/1984
4.	Chuck Hartlieb	30-51	428	3	N.C. State	12/31/1988
5.	Scott Mullen	36-60	426	0	Indiana	10/23/1999
6.	Chuck Long	23-33	420	3	Northwestern	10/8/1983
7.	James Vandenberg	31-48	399	1	Pittsburgh	9/17/2011
	Chuck Long	19-26	399	6	Northwestern	10/26/1985
9.	Jon Beutjer	30-47	380	4	Indiana	9/30/2000
	Chuck Long	30-39	380	4	Michigan State	10/5/1985
11.	Matt Sherman	21-28	374	2	Penn State	10/21/1995
12.	Chuck Long	17-21	369	4	Purdue	10/13/1984
13.	Chuck Hartlieb	27-43	362	1	Michigan	10/17/1987
14.	Chuck Hartlieb	24-40	360	2	Ohio State	11/12/1988
15.	Drew Tate	19-33	357	3	Purdue	10/8/2005
16.	Drew Tate	26-36	354	2	Minnesota	11/18/2006
17.	Drew Tate	19-32	351	4	Minnesota	11/19/2005
18.	Drew Tate	32-55	346	3	Florida	1/2/2006
19.	Chuck Long	16-30	345	2	Penn State	9/17/1983
20.	Drew Tate	25-37	340	1	Michigan State	10/2/2004
	Scott Mullen	28-51	340	3	Minnesota	11/20/1999
22.	Ricky Stanzi	13-26	337	2	Indiana	10/31/2009
23.	Matt Sherman	18-37	334	2	Ohio State	10/28/1995
24.	Nate Stanley	27-41	333	5	Iowa State	9/9/2017
	Drew Tate	24-39	333	2	Minnesota	11/13/2004
	Chuck Hartlieb	20-37	333	1	Ohio State	11/14/1987
27.	Drew Tate	26-39	331	3	Ohio State	10/16/2004
28.	Matt Sherman	19-24	331	3	Northwestern	11/12/1994
29.	Chuck Hartlieb	26-41	328	2	Minnesota	11/21/1987
30.	Jake Rudock	33-52	322	2	Ball State	9/6/2014
31.	Pete Gales	23-46	321	1	Purdue	11/8/1980
32.	Nate Stanley	21-32	320	6	Indiana	10/13/2018
33.	Chuck Long	29-37	319	1	UCLA	1/1/1986
34.	Jake Rudock	32-56	317	2	Maryland	10/18/14
	Chuck Hartlieb	19-34	317	3	Purdue	10/24/1987
36.	Mike Cilek	27-48	316	2	Illinois	11/22/1967
37.	Nate Stanley	23-39	314	4	Minnesota	10/13/2018
38.	Scott Mullen	23-34	314	2	W. Michigan	9/9/2000
39.	Jake Rudock	20-30	311	2	Wisconsin	11/22/14
40.	Gary Snook	26-49	310	2	Purdue	10/24/1964
41.	Nate Stanley	23-28	309	2	N. Iowa	9/15/2018
	Gary Snook	18-36	309	2	Minnesota	11/7/1964
43.	Jake Christensen	24-42	308	3	Indiana	9/29/2007
	Jim Hartlieb	25-39	308	3	Michigan	10/3/1992
45.	Chuck Long	19-26	304	3	Tennessee	12/31/1982
	Olen Treadway	26-41	304	1	Wisconsin	10/17/1959

Total Offense (min. 350 yards)

	Name	Rush	Pass	Total	Opponent	Date
1.	Chuck Hartlieb	(42)	558	516	Indiana	10/29/1988
2.	Chuck Long	20	461	481	Texas	12/26/1984
3.	Scott Mullen	47	426	473	Indiana	10/23/1999
4.	Chuck Hartlieb	1	471	472	Northwestern	11/7/1987
5.	Chuck Hartlieb	(18)	428	410	N.C. State	12/31/1988
6.	Chuck Long	6	399	405	Northwestern	10/26/1985
7.	Chuck Long	(22)	420	398	Northwestern	10/8/1983
8.	James Vandenberg	(-8)	399	391	Pittsburgh	9/17/2011
9.	Jon Beutjer	10	380	390	Indiana	9/30/2000
10.	Chuck Long	5	380	385	Michigan State	10/5/1985
11.	Pete Gales	50	321	371	Purdue	11/8/1980
12.	Drew Tate	24	346	370	Florida	1/2/2006
13.	Drew Tate	12	357	369	Purdue	10/8/2005
14.	Drew Tate	11	354	365	Minnesota	11/18/2006
15.	Ricky Stanzi	24	337	361	Indiana	10/31/2009
16.	Chuck Long	(9)	369	360	Purdue	10/13/1984
17.	Jake Rudock	36	322	358	Ball State	9/6/2014
18.	Drew Tate	5	351	356	Minnesota	11/19/2005
19.	Drew Tate	24	331	355	Ohio State	10/16/2004

Scoring

	Name	Points	TDs-PAT	Opponent	Date
1.	Akrum Wadley	24	4-0	Northwestern	10/17/2015
	Jordan Canzeri	24	4-0	Illinois	10/10/2015
	Shonn Greene	24	4-0	Wisconsin	10/18/2008
	Ed Hinkel	24	4-0	Minnesota	11/19/2005
	Tavian Banks	24	4-0	Iowa State	9/20/1997
	Tavian Banks	24	4-0	Tulsa	9/13/1997
	Mike Saunders	24	4-0	Indiana	11/9/1991
	Quinn Early	24	4-0	Northwestern	11/7/1987
	Owen Gill	24	4-0	Iowa State	9/10/1983
	Dennis Mosley	24	4-0	Indiana	9/8/1979
	Larry Lawrence	24	4-0	Minnesota	11/2/1968
12.	Nile Kinnick	23	3-5	South Dakota	9/30/1939
13.	38 players tied with 18 (last time by Akrum Wadley at Nebraska, 11/24/2017)				

Interceptions

	Name	INT	Opponent	Date
1.	Josh Jackson	3	Ohio State	11/4/2017
	Tyler Sash	3	Iowa State	9/12/2009
	Grant Steen	3	Indiana	10/19/2002

Interceptions Returns for Touchdowns

	Name	TDs	Opponent	Date
1.	Josh Jackson	2 (43 & 52 yards)	Wisconsin	11/11/17
	B.J. Lowery	2 (35 & 13 yards)	Western Michigan	9/21/2013

Punt Returns for Touchdowns

	Name	TDs	Opponent	Date
1.	K. Martin-Manley	2 (83 & 63 yds.)	W. Michigan	9/21/13

Tackles (min. 20 tackles)

	Name	Total	Solo-Ast.	Opponent	Date
1.	Dave Clement	29	7-22	Oregon State	9/19/1970
2.	Bobby Diaco	26	10-16	Indiana	10/14/1995
3.	Dave Brooks	26	13-13	Illinois	11/21/1970
4.	Bob Sanders	25	14-11	Indiana	10/20/2001
5.	Dave Moreland	23	15-8	Minnesota	10/15/1966
6.	Greg Allison	22	7-15	Purdue	10/26/1968
	Andre Jackson	22	13-9	Michigan State	10/28/1972
8.	Mike Phillips	21	7-14	Purdue	10/26/1968
	Andre Jackson	21	8-13	Ohio State	9/16/1972
	Andre Jackson	21	11-10	Purdue	11/15/1975
	Larry Station	21	17-4	Minnesota	11/17/1984
	Jim Reilly	21	14-7	Indiana	10/29/1988
13.	Abdul Hodge	20	14-6	Michigan	10/22/2005
	Dave Clement	20	11-9	Illinois	11/21/1970
	Andre Jackson	20	15-5	Minnesota	10/21/1972
	Andre Jackson	20	13-7	Michigan	9/15/1973
	Andre Jackson	20	15-5	UCLA	9/22/1973
	Bob Salter	20	12-8	Ohio State	11/17/1973
	Tom Rusk	20	16-4	UCLA	10/1/1977
	Larry Station	20	13-7	Purdue	10/15/1983
	George Davis	20	18-2	Minnesota	11/17/1984
	Larry Station	20	17-3	Michigan State	10/5/1985
	Dave Haight	20	14-6	Michigan	10/18/1986
	Brad Quast	20	12-8	Iowa State	9/24/1988
	Melvin Foster	20	13-7	Michigan State	10/6/1990
	Eric Thigpen	20	11-9	Wisconsin	10/24/1998

NOTE: Players listed in boldface are current players.

Rushing (min. 700 yards)

	Name	Att-Yards	Avg	TDs	Year
1.	Shonn Greene	307-1,850	6.0	20	2008
2.	Tavian Banks	260-1,691	6.5	17	1997
3.	Sedrick Shaw	316-1,477	4.7	15	1995
4.	Marcus Coker	281-1,384	4.9	15	2011
5.	Fred Russell	282-1,355	4.8	7	2003
6.	Albert Young	249-1,334	5.4	8	2005
7.	Dennis Mosley	270-1,267	4.7	12	1979
8.	Fred Russell	220-1,264	5.7	9	2002
9.	Ronnie Harmon	223-1,166	5.2	9	1985
10.	Rick Bayless	216-1,150	5.3	10	1986
11.	Sedrick Shaw	224-1,116	5.0	9	1996
12.	Akrum Wadley	252-1,109	4.4	10	2017
13.	Ladell Betts	232-1,090	4.7	5	2000
14.	Akrum Wadley	168-1,081	6.4	10	2016
15.	Ladell Betts	222-1,060	4.8	10	2001
16.	LeShun Daniels, Jr.	213-1,058	5.0	10	2016
17.	Tony Stewart	215-1,036	4.8	8	1988
18.	Mike Saunders	216-1,022	4.7	10	1991
19.	Nick Bell	166-1,009	6.1	12	1990
20.	Sedrick Shaw	170-1,002	5.9	7	1994
21.	Jordan Canzeri	183-984	5.4	12	2015
22.	Mark Weisman	227-975	4.3	8	2013
23.	Albert Young	206-968	4.7	6	2007
24.	Adam Robinson	203-941	4.6	10	2010
25.	Ed Podolak	154-937	6.1	8	1968
26.	Owen Gill	199-920	4.6	4	1984
27.	Ronnie Harmon	190-907	4.8	11	1984
28.	Levi Mitchell	205-900	4.4	3	1970
29.	Ladell Betts	189-857	4.5	5	1999
30.	Tony Stewart	157-844	5.4	3	1990
31.	Adam Robinson	181-834	4.6	5	2009
32.	Mark Weisman	159-815	5.1	8	2012
33.	Mark Weisman	213-812	3.8	16	2014
34.	Eddie Phillips	166-806	4.9	5	1982
35.	Owen Gill	129-798	6.2	10	1983
36.	Albert Young	178-779	4.4	7	2006
37.	Eddie Phillips	162-778	4.8	8	1983
38.	Mekhi Sargent	159-745	4.7	9	2018
39.	Phil Blatcher	157-737	4.7	8	1981
	Bill Reichardt	178-737	4.2	2	1951
41.	Kevin Harmon	151-715	4.7	6	1987
42.	Jermelle Lewis	123-709	5.8	8	2002

Passing (min. 1,500 yards)

	Name	Comp-Att	Pct.	Yards	TDs	Year
1.	Chuck Hartlieb	288-460	.626	3,738	17	1988
2.	Chuck Long	260-388	.670	3,297	27	1985
3.	Chuck Hartlieb	217-334	.650	3,092	19	1987
4.	James Vandenberg	232-404	.574	3,022	25	2011
5.	Ricky Stanzi	221-345	.641	3,004	25	2010
6.	Chuck Long	216-322	.671	2,871	22	1984
7.	Nate Stanley	235-396	.593	2,852	26	2018
8.	Drew Tate	219-352	.622	2,828	22	2005
9.	C.J. Beathard	223-362	.616	2,809	17	2015
10.	Drew Tate	233-375	.621	2,786	20	2004
11.	Drew Tate	207-352	.588	2,623	18	2006
12.	Chuck Long	157-265	.592	2,601	14	1983
13.	Brad Banks	170-294	.578	2,573	26	2002
14.	Matt Sherman	170-295	.576	2,546	14	1995
15.	Nate Stanley	196-351	.558	2,437	26	2017
16.	Jake Rudock	213-345	.617	2,436	16	2014
17.	Ricky Stanzi	171-304	.562	2,417	17	2009
18.	Jake Rudock	204-346	.590	2,383	18	2013
19.	Matt Rodgers	185-283	.654	2,275	14	1991
20.	Jake Christensen	198-370	.535	2,269	17	2007
21.	James Vandenberg	223-389	.573	2,249	7	2012
22.	Matt Rodgers	187-310	.603	2,228	15	1990
23.	Matt Rodgers	178-312	.571	2,222	12	1989
24.	Paul Burmeister	184-309	.596	2,152	10	1993
25.	Gary Snook	151-311	.485	2,062	11	1964
26.	Nathan Chandler	165-307	.537	2,040	18	2003
27.	Kyle McCann	167-252	.663	2,028	16	2001
28.	Ricky Stanzi	150-254	.591	1,956	14	2008
29.	C.J. Beathard	170-301	.565	1,929	17	2016
30.	Matt Sherman	154-264	.583	1,918	12	1996
31.	Larry Lawrence	113-239	.473	1,680	10	1969
32.	Chuck Long	148-227	.652	1,678	11	1982
33.	Jim Hartlieb	144-226	.637	1,579	12	1992

NOTE: Players listed in boldface are current players.

INDIVIDUAL SEASON BESTS

Receiving (min. 600 yards)

	Name	No-Yards	Avg.	TDs	Year
1.	Marvin McNutt, Jr.	82-1,315	16.0	12	2011
2.	Keith Chappelle	64-1,037	16.2	6	1980
3.	Kevin Kasper	82-1,010	12.3	7	2000
4.	Quinn Early	63-1,004	15.9	10	1987
5.	Maurice Brown	48-966	20.1	11	2002
6.	Karl Noonan	59-933	15.8	4	1964
7.	Dave Moritz	50-912	18.2	5	1983
8.	Clinton Solomon	58-905	15.6	6	2004
9.	Bill Happel	56-901	16.1	8	1985
10.	Deven Harberts	53-880	16.6	6	1988
11.	Marvin McNutt, Jr.	53-861	16.2	8	2010
12.	Kahlil Hill	59-841	14.3	8	2001
13.	Tim Dwight	46-816	17.7	9	1995
14.	Marv Cook	49-803	16.4	2	1987
15.	Clinton Solomon	46-800	17.4	7	2005
16.	Marv Cook	63-767	12.2	3	1988
17.	T.J. Hockenson	49-760	15.5	6	2018
18.	Danan Hughes	43-757	17.6	8	1991
19.	Tim Dwight	51-751	14.7	4	1996
20.	Derrell Johnson-Koulianos	45-750	16.7	2	2009
21.	Derrell Johnson-Koulianos	46-745	16.2	10	2010
22.	Ed Hinkel	63-744	11.8	7	2004
23.	Dallas Clark	43-742	17.3	4	2002
24.	Kerry Reardon	43-738	17.2	6	1969
25.	Ronnie Harmon	35-729	20.8	5	1983
26.	Andy Brodell	39-724	18.6	5	2006
27.	Keenan Davis	50-713	14.3	4	2011
28.	Al Bream	55-704	12.8	5	1967
	Tim Dwight	42-704	16.8	8	1997
30.	Matt Vandenberg	65-703	10.8	4	2015
	Scott Helverson	54-703	13.0	5	1985
32.	Ronnie Harmon	60-699	11.7	1	1985
33.	Marvin McNutt, Jr.	34-674	19.8	8	2009
34.	Kevin Kasper	60-664	11.1	3	1999
35.	Dominique Douglas	49-654	13.3	2	2006
	Derrell Johnson-Koulianos	44-639	14.5	3	2008
37.	Bill Happel	47-632	13.4	3	1984
38.	Harold Jasper	33-621	18.8	2	1994
39.	Kahlil Hill	58-619	10.7	5	2000
40.	Dave Moritz	41-605	14.8	3	1982
41.	Alan Cross	55-600	10.9	5	1992
	Jim Mauro	30-600	20.0	5	1986

Total Offense (min. 1,600 yards)

	Name	Rush	Pass	Total	TDR*	Year
1.	Chuck Hartlieb	(-208)	3,738	3,530	18	1988
2.	Chuck Long	(-125)	3,297	3,172	29	1985
3.	James Vandenberg	61	3,022	3,083	28	2011
4.	C.J. Beathard	237	2,809	3,046	23	2015
5.	Ricky Stanzi	(-6)	3,004	2,998	27	2010
6.	Brad Banks	423	2,573	2,996	31	2002
7.	Chuck Hartlieb	(-159)	3,092	2,933	20	1987
8.	Drew Tate	41	2,828	2,869	23	2005
9.	Nate Stanley	4	2,852	2,856	27	2018
10.	Drew Tate	124	2,623	2,747	18	2006
11.	Chuck Long	(-154)	2,871	2,717	26	1984
12.	Drew Tate	(-76)	2,786	2,710	22	2004
13.	Jake Rudock	176	2,436	2,612	19	2014
14.	Jake Rudock	218	2,383	2,601	23	2013
15.	Chuck Long	(-60)	2,601	2,541	19	1983
16.	Matt Rodgers	140	2,275	2,415	18	1991
17.	Matt Sherman	(-153)	2,546	2,393	15	1995
18.	Ricky Stanzi	(-31)	2,417	2,386	17	2009
19.	Nate Stanley	(-115)	2,437	2,322	26	2017
20.	Matt Rodgers	64	2,228	2,292	24	1990
21.	Jake Christensen	0	2,269	2,269	18	2007
22.	James Vandenberg	16	2,249	2,265	11	2012
23.	Nathan Chandler	138	2,040	2,178	24	2003
24.	Matt Rodgers	(-74)	2,222	2,148	14	1989
25.	Kyle McCann	78	2,028	2,106	19	2001
26.	Larry Lawrence	406	1,680	2,086	15	1969
27.	Gary Snook	(-18)	2,062	2,044	15	1964
28.	Ricky Stanzi	20	1,956	1,976	14	2008
29.	C.J. Beathard	(-13)	1,929	1,916	19	2016
30.	Paul Burmeister	(-257)	2,152	1,895	13	1993
	Shonn Greene	1,850	0	1,850	20	2008
32.	Chuck Long	121	1,678	1,799	15	1982
33.	Matt Sherman	(-186)	1,918	1,732	13	1996
34.	Tavian Banks	1,691	0	1,691	17	1997
35.	Jim Hartlieb	60	1,579	1,639	14	1992

*TDR -- touchdowns responsible for

NOTE: Players listed in boldface are current players.

Scoring (min. 70 points)

	Name	Points	TDs-PAT-FG	Year
1.	Shonn Greene	120	20-0-0	2008
	Nate Kaeding	120	0-57-21	2002
3.	Tavian Banks	114	19-0-0	1997
4.	Nate Kaeding	106	1-40-20	2003
5.	Rob Houghtlin	105	0-48-19	1985
6.	Rob Houghtlin	104	0-41-21	1987
7.	Miguel Recinos	98	0-47-17	2018
8.	Mark Weisman	96	16-0-0	2014
	Dennis Mosley	96	16-0-0	1979
10.	Marshall Koehn	95	0-47-16	2015
11.	Kyle Schlicher	94	0-43-17	2005
12.	Kyle Schlicher	92	0-29-21	2004
	Sedrick Shaw	92	15-1-0	1995
14.	Marcus Coker	90	15-0-0	2011
	Mike Meyer	89	0-41-16	2013
	Daniel Murray	89	0-32-19	2009
	Tom Nichol	89	0-41-16	1984
18.	Mike Meyer	86	0-44-14	2011
	Tom Nichol	86	0-44-14	1983
20.	Nate Kaeding	85	0-49-12	2001
	Nick Bell	84	14-0-0	1990
22.	Jeff Skillett	83	0-47-12	1990
23.	Rob Houghtlin	81	0-39-14	1986
24.	Akrum Wadley	78	13-0-0	2017
	Akrum Wadley	78	13-0-0	2016
	Jordan Canzeri	78	13-0-0	2015
	Mike Saunders	78	13-0-0	1991
28.	Miguel Recinos	77	0-44-11	2017
29.	Mike Meyer	76	0-25-17	2012
30.	Marshall Koehn	74	0-38-12	2014
31.	Mike Meyer	73	0-31-14	2010
	Zach Bromert	72	0-51-7	1997
	Ronnie Harmon	72	12-0-0	1984
	Marvin McNutt, Jr.	72	12-0-0	2011
35.	Kyle Schlicher	71	0-32-13	2006
36.	Trent Mossbrucker	70	0-31-13	2008

Interceptions (min. 6 interceptions)

	Name	No-Yards	Avg.	TDs	Year
1.	Josh Jackson	8-168	21.0	2	2017
	Desmond King	8-118	14.8	1	2015
	Lou King	8-62	7.8	0	1981
	Nile Kinnick	8-52	6.5	0	1939
5.	Kerry Burt	7-15	2.1	0	1987
	Jay Norvell	7-93	13.3	0	1985
	Steve Wilson	7-83	11.9	0	1967
8.	Tyler Sash	6-203	33.8	1	2009
	Jovon Johnson	6-81	13.5	0	2003
	Damien Robinson	6-99	16.5	0	1996
	Plez Atkins	6-96	16.2	2	1995
	Mike Stoops	6-154	25.7	0	1983
	Rod Sears	6-50	8.3	0	1976

Tackles (min. 115 tackles)

	Name	Total	Solo-Ast	Year
1.	Andre Jackson	171	83 88	1972
2.	Abdul Hodge	158	98-60	2005
3.	Chad Greenway	156	95-61	2005
4.	Pat Angerer	145	48-97	2009
5.	Abdul Hodge	141	84-57	2003
6.	Dave Clement	140	75 65	1970
	Jim Reilly	139	82 57	1988
	Dave Simms	139	84 55	1971
9.	Larry Station	138	81 57	1983
	Tom Rusk	138	105 33	1977
11.	Larry Station	137	85 52	1984
12.	Josey Jewell	136	69-67	2017
13.	Matt Hughes	136	92-44	1996
14.	Bobby Diaco	134	62-72	1995
15.	Brad Quast	133	78 55	1988
16.	Chad Greenway	132	78-54	2003
17.	Mike Dailey	131	82-49	1993
18.	Dave Brooks	130	75 55	1970
19.	Mike Klinkenborg	129	61-68	2006
	George Davis	129	82 47	1986
	Larry Station	129	91 38	1985
22.	Dan LaFleur	127	75 52	1973
23.	Josey Jewell	126	62-64	2015
	Vernon Rollins	126	77-49	1996
	Dave Haight	126	81 45	1987
	Andre Jackson	126	83 43	1975
	Mel Cole	125	72 53	1980
28.	Josey Jewell	124	58-66	2016
	Anthony Hitchens	124	56-68	2012
	Rod Barnhart	124	70 54	1967
31.	Mike Humpal	123	46-77	2007
32.	Bob Sanders	122	78-44	2001
	Mike Phillips	119	77 42	1968
34.	Dave Simms	117	63 54	1972
35.	Cole Fisher	116	60-56	2015
	Abdul Hodge	116	79-37	2004
	Fred Barr	116	73-43	2001
	Bobby Diaco	116	67-49	1994
	Melvin Foster	116	38 78	1989
40.	Dan LaFleur	115	74 41	1974

NOTE: Players listed in boldface are current players.

INDIVIDUAL CAREER BESTS

Rushing (min. 1,000 yards)

Name	Att-Yards	Avg.	TDs	Years
1. Sedrick Shaw	837-4,156	5.0	33	1993-96
2. Ladell Betts	831-3,686	4.4	25	1998-01
3. Albert Young	660-3,173	4.8	23	2004-07
4. Tavian Banks	505-2,977	5.9	33	1994-97
5. Akrum Wadley	536-2,872	5.4	28	2014-17
6. Fred Russell	514-2,760	5.4	17	2001-03
7. Mark Weisman	599-2,602	4.3	32	2012-14
8. Tony Stewart	532-2,562	4.8	17	1987-90
9. Owen Gill	489-2,556	5.2	22	1981-84
10. Ronnie Harmon	443-2,271	5.1	22	1982-85
11. Shonn Greene	376-2,228	5.9	22	2005-06, 08
12. Eddie Phillips	465-2,177	4.7	19	1980-83
13. Dennis Mosley	458-2,133	4.6	14	1976-79
14. Jordan Canzeri	390-2,073	5.3	14	2011, 2013-15
15. Marcus Coker	395-2,006	5.1	18	2010-2011
16. Levi Mitchell	425-1,927	4.5	10	1969-71
17. LeShun Daniels, Jr.	408-1,888	4.6	19	2013-2016
18. Adam Robinson	384-1,775	4.6	15	2009-10
19. Nick Bell	311-1,748	5.6	18	1988-90
20. Ed Podolak	407-1,710	4.2	14	1966-68
21. Bill Reichardt	384-1,665	4.3	6	1949-51
22. Jim Jensen	367-1,661	4.5	9	1972-75
23. David Hudson	340-1,629	4.8	24	1985-88
24. Tim Sullivan	357-1,584	4.4	15	1967-70
25. Rick Bayless	317-1,561	4.9	13	1984-87
26. Damian Sims	279-1,504	5.4	13	2004-07
27. Mike Saunders	309-1,476	4.8	16	1988-91
28. Ryan Terry	293-1,443	4.9	12	1992-94
29. Silas McKinnie	254-1,390	5.5	10	1965-67
30. Eddie Vincent	227-1,373	6.0	11	1953-55
31. Larry Ferguson	215-1,297	6.0	10	1959-62
32. Jerry Faske	223-1,240	5.6	9	1948-50
33. Jon Lazar	304-1,225	4.0	7	1975-78
34. Kevin Harmon	243-1,151	4.7	12	1984-87
35. Jermelle Lewis	226-1,150	5.1	10	2002-04
36. Bill Green	299-1,135	3.8	13	1939-41
37. Norm Granger	203-1,099	5.4	5	1980-83
38. Lew Montgomery	266-1,093	4.1	17	1989-92
39. Damon Bullock	290-1,074	3.7	4	2011-14
40. Marvin Lampkin	256-1,066	4.2	5	1989-92
41. Phil Blatcher	213-1,061	5.0	10	1978-81
Butch Caldwell	330-1,061	3.2	12	1972-76
43. George Rice	238-1,050	4.4	12	1951-53
44. George Broeder	256-1,025	4.0	7	1951-54
45. Bob Jeter	171-1,016	5.9	7	1957-59
46. Ray Jauch	177-1,010	5.7	6	1957-59
47. Mark Fetter	242-1,006	4.2	6	1972-75

NOTE: Players listed in boldface are current players.

Total Offense (min. 2,500 yards)

Name	Rush	Pass	Yards	Years
1. Chuck Long	(-207)	10,461	10,254	1981-85
2. Drew Tate	135	8,292	8,427	2003-06
3. Ricky Stanzi	(-4)	7,377	7,373	2007-10
4. Matt Rodgers	130	6,725	6,855	1988-81
5. Chuck Hartlieb	(-364)	6,934	6,570	1986-88
6. C.J. Beathard	429	5,562	5,991	2013-16
7. Matt Sherman	(-451)	6,399	5,948	1994-97
8. James Vandenberg	67	5,786	5,853	2009-12
9. Nate Stanley	(-111)	5,351	5,240	2016-pr.
10. Jake Rudock	394	4,819	5,213	2012-14
11. Kyle McCann	(-134)	4,349	4,215	1998-01
12. Sedrick Shaw	4,156	0	4,156	1993-96
13. Ed Podolak	1,710	2,316	4,026	1966-68
14. Gary Snook	79	3,738	3,817	1963-65
15. Brad Banks	574	3,155	3,729	2001-02
16. Ladell Betts	3,686	23	3,709	1998-01
17. Larry Lawrence	567	2,987	3,554	1968-69
18. Jake Christensen	27	2,950	2,977	2006-08
Tavian Banks	2,977	0	2,977	1994-97
20. Randy Duncan	104	2,615	2,719	1956-58
21. Butch Caldwell	1,061	1,651	2,712	1972-76
22. Scott Mullen	84	2,625	2,709	1997-00
23. Paul Burmeister	(-265)	2,943	2,678	1991-93
24. Tony Stewart	2,562	8	2,570	1987-90
25. Owen Gill	2,556	0	2,556	1981-84

Passing (min. 2,000 yards)

Name	Comp-Att	Pct.	Yards	TDs	Years
1. Chuck Long	782-1,203	.650	10,461	74	1981-85
2. Drew Tate	665-1,090	.610	8,292	61	2003-06
3. Ricky Stanzi	542-907	.598	7,377	56	2007-10
4. Chuck Hartlieb	512-802	.638	6,934	37	1986-88
5. Matt Rodgers	550-905	.608	6,725	41	1988-91
6. Matt Sherman	448-776	.577	6,399	43	1994-97
7. James Vandenberg	507-888	.571	5,786	35	2009-12
8. C.J. Beathard	454-782	.581	5,562	40	2013-16
9. Nate Stanley	436-747	.584	5,351	52	2016-pr.
10. Jake Rudock	417-691	.604	4,819	34	2012-14
11. Kyle McCann	357-603	.592	4,349	23	1998-01
12. Gary Snook	280-631	.443	3,738	20	1963-65
13. Brad Banks	213-362	.588	3,155	30	2001-02
14. Larry Lawrence	201-395	.509	2,987	17	1968-69
15. Jake Christensen	257-468	.549	2,950	21	2006-08
16. Paul Burmeister	242-419	.578	2,943	16	1990-93
17. Scott Mullen	229-428	.535	2,625	11	1997-00
18. Randy Duncan	186-328	.564	2,615	23	1956-58
19. Ed Podolak	172-398	.432	2,316	8	1966-68
20. Nathan Chandler	177-327	.541	2,201	19	2002-03
21. Phil Suess	175-325	.538	2,196	12	1977-80
22. Jim Hartlieb	181-291	.622	2,064	17	1989-92
23. Matt Szykowny	155-290	.534	2,038	14	1960-62
24. Randy Reiners	142-279	.509	2,008	16	1996-99

Receiving (min. 1,000 yards)

Name	No-Yards	Avg.	TDs	Years
1. Marvin McNutt, Jr.	170-2,861	16.8	28	2008-2011
2. D. Johnson-Koulianos	173-2,616	15.1	17	2007-10
3. Tim Dwight	139-2,271	16.3	21	1994-97
4. Danan Hughes	146-2,216	15.2	21	1989-92
5. Ronnie Harmon	146-2,045	14.0	10	1982-85
6. Kevin Kasper	157-1,974	12.6	11	1997-00
7. Dave Moritz	109-1,912	17.5	9	1980-83
8. Kahlil Hill	152-1,892	12.4	15	1998-01
9. Clinton Solomon	118-1,864	15.8	14	2002, 2004-05
10. Harold Jasper	107-1,863	17.4	8	1991-94
11. Quinn Early	106-1,845	17.4	13	1984-87
12. Marv Cook	126-1,825	14.5	6	1986-88
13. Kevonte Martin-Manley	174-1,799	10.3	12	2011-14
14. Travis Watkins	108-1,765	16.3	10	1986-89
15. Bill Happel	112-1,685	15.0	10	1982-85
16. Matt VandeBerg	134-1,686	12.6	10	2013-17
17. Al Bream	114-1,642	14.4	7	1966-68
18. Ed Hinkel	135-1,588	11.8	15	2002-05
19. Maurice Brown	84-1,515	18.0	15	2000-03
20. Tevaun Smith	102-1,500	14.7	7	2012-15
21. Karl Noonan	102-1,478	14.5	4	1963-65
22. Keenan Davis	112-1,470	13.1	7	2009-12
23. Scott Chandler	117-1,467	12.5	10	2003-06
24. Robert Smith	69-1,438	20.8	16	1983-86
25. Andy Brodell	91-1,395	15.3	9	2005-08
26. Keith Chappelle	86-1,377	16.0	9	1979-80
27. Kerry Reardon	81-1,361	16.8	11	1968-70
28. Dallas Clark	81-1,281	15.8	8	2001-02
29. Bill Schultz	57-1,272	22.3	9	1973-76
30. Scott Slutzker	95-1,261	13.3	5	1992-95
31. Alan Cross	96-1,259	13.1	8	1989-92
32. Mike Flagg	86-1,187	13.8	13	1984-87
33. Deven Harberts	66-1,170	17.7	8	1987-88
34. Jon Filloon	80-1,164	14.6	3	1988-91
35. Scott Helverson	84-1,149	13.7	13	1983-86
36. Jim Gibbons	69-1,099	15.9	11	1955-57
37. Noah Fant	78-1,083	13.9	19	2016-18
38. T.J. Hockenson	73-1,080	14.8	9	2017-18
39. Barry Crees	66-1,069	16.2	2	1966-68
40. Cloyd Webb	61-1,029	16.9	10	1961-63
41. Nick Easley	103-1,024	9.9	9	2017-18

All-Purpose Yards (min. 2,500 yards)

Name	Rush	Rec	PR	KR	Total	Year
1. Sedrick Shaw	4,225	438	0	380	5,043	1993-96
2. Ronnie Harmon	2,271	2,045	7	662	4,985	1982-85
3. Tim Dwight	322	2,271	1,102	1,195	4,890	1994-97
4. Ladell Betts	3,686	702	0	9	4,397	1998-01
5. D. Jn-Koulianos	65	2,616	0	1,575	4,256	2007-10
6. Tavian Banks	2,977	388	5	785	4,155	1994-97
7. Albert Young	3,173	703	0	245	4,121	2004-07
8. Kahlil Hill	9	1,892	556	1,509	3,966	1998-01
9. Akrum Wadley	2,872	761	0	271	3,904	2014-17
10. Danan Hughes	(-3)	2,216	0	1,161	3,374	1989-92
11. Tony Stewart	2,562	387	0	399	3,348	1991-94
12. Harold Jasper	0	1,863	532	938	3,333	1991-94
13. Levi Mitchell	1,927	459	0	881	3,267	1969-71
14. Fred Russell	2,760	45	0	337	3,142	2001-03
15. Owen Gill	2,544	475	0	0	3,019	1981-84
16. Marvin McNutt, Jr.	63	2,861	0	0	2,924	2008-11
17. Jordan Canzeri	2,073	420	0	258	2,751	2011, 13-15
18. Dennis Mosley	2,133	339	0	278	2,750	1976-79
19. Eddie Phillips	2,177	430	13	39	2,659	1980-83

Scoring (min. 100 points)

Name	Points	TDs-PAT-FG	Years
1. Nate Kaeding	373	1-166-67	2000-03
2. Mike Meyer	324	0-141-61	2010-13
3. Rob Houghtlin	290	0-128-54	1985-87
4. Tom Nichol	277	0-142-45	1981-84
5. Kyle Schlicher	260	0-107-51	2004-06
6. Tavian Banks	218	36-1-0	1994-97
Zach Bromert	218	0-140-26	1995-98
8. Sedrick Shaw	214	35-2-0	1993-96
Jeff Skillett	214	0-112-34	1988-91
10. Akrum Wadley	210	35-0-0	2014-17
11. Mark Weisman	198	33-0-0	2011-14
12. Tim Dwight	192	32-0-0	1994-97
Ronnie Harmon	192	32-0-0	1982-85
14. Miguel Recinos	180	0-93-29	2015-18
15. Marshall Koehn	170	0-86-28	2012-15
16. David Hudson	166	27-2-0	1985-88
17. Marvin McNutt, Jr.	168	28-0-0	2008-11
18. Ladell Betts	162	27-0-0	1998-01
19. Daniel Murray	158	0-59-33	2007-10
20. Albert Young	150	25-0-0	2004-07
21. Mike Saunders	144	24-0-0	1988-91
Nick Bell	132	22-0-0	1988-90
Owen Gill	132	22-0-0	1981-84
24. Danan Hughes	128	21-1-0	1989-92
25. George Rice	126	21-0-0	1951-53
26. Eddie Phillips	120	20-0-0	1980-83
27. Jordan Canzeri	119	17-0-0	2011, 13-15
28. LeShun Daniels, Jr.	116	19-1-0	2013-16
29. D. Johnson-Koulianos	114	19-0-0	2007-10
Shonn Greene	114	19-0-0	2005-06, 08
Kahlil Hill	114	19-0-0	1998-01
Tony Stewart	114	19-0-0	1987-90
33. Dennis Mosley	108	18-0-0	1976-79
Marcus Coker	108	18-0-0	2010-11
35. Nick Quartaro	106	0-55-17	1974-76
36. Ed Hinkel	102	17-0-0	2002-05
Fred Russell	102	17-0-0	2000-03
Lew Montgomery	102	17-0-0	1989-92
Robert Smith	102	17-0-0	1983-86
40. Wilburn Hollis	100	16-2-0	1959-61

INDIVIDUAL CAREER BESTS

Interceptions (min. 8 interceptions)

	Name	No-Yards	Avg.	TDs	Years
1.	Devon Mitchell	18-202	11.2	0	1982-85
	Nile Kinnick	18-91	5.0	0	1937-39
3.	Jovon Johnson	17-183	10.8	1	2002-05
4.	Desmond King	14-231	16.5	3	2013-16
	Damien Robinson	14-196	14.0	0	1993-96
6.	Tyler Sash	13-392	30.2	1	2008-10
7.	Brett Greenwood	12-83	6.9	0	2007-10
	Steve Wilson	12-118	9.8	0	1966-68
	Plez Atkins	11-153	13.9	2	1994-97
	Brad Quast	11-217	19.7	1	1986-89
11.	Tom Knight	10-237	23.7	3	1993-96
	Merton Hanks	10-78	7.8	0	1987-90
	Kerry Burt	10-46	4.6	0	1984-87
	Lou King	10-90	9.0	0	1978-81
15.	Mike Stoops	9-194	21.6	0	1981-84
	Scott Plate	9-60	6.7	0	1990-93
	Rod Sears	9-166	18.4	1	1975-77
	Craig Clemons	9-23	2.6	0	1969-71
19.	Josh Jackson	8-168	21.0	2	2015-17
	Micah Hyde	8-142	17.8	2	2009-12
	Antwan Allen	8-78	9.8	0	2002-05
	Tarig Holman	8-36	4.5	0	1996-99
	Jason Olejniczak	8-43	5.4	1	1990-93
	Nate Creer	8-60	7.5	0	1982-85
	Bobby Stoops	8-80	10.0	0	1979-82
	Jim Caldwell	8-68	8.5	0	1973-76
	Rick Penney	8-100	12.5	0	1972-75

Tackles (min. 200 tackles)

	Name	Total	Solo	Ast.	Years
1.	Larry Station	492	308	184	1982-85
2.	Andre Jackson	465	275	190	1972-75
3.	Abdul Hodge	453	289	164	2002-05
4.	Josey Jewell	437	211	226	2014-17
5.	Brad Quast	435	234	201	1986-89
6.	Chad Greenway	416	252	164	2002-05
7.	James Morris	400	180	220	2010-13
8.	Fred Barr	376	217	159	1999-02
9.	Tom Rusk	361	247	114	1975-78
10.	Matt Hughes	354	206	148	1995-98
11.	Bob Sanders	348	235	113	2000-03
12.	Dave Haight	346	213	133	1985-88
13.	Aaron Kampman	342	209	133	1998-01
14.	Melvin Foster	337	155	182	1987-90
15.	Bobby Diaco	334	175	159	1992-95
16.	George Davis	330	216	114	1983-86
17.	Christian Kirksey	315	151	164	2010-13
18.	Mike Wells	313	185	128	1990-93
	Damien Robinson	291	183	108	1993-96
20.	Jason Olejniczak	275	176	99	1990-93
21.	Todd Simonsen	272	152	120	1979-81
22.	Anthony Hitchens	270	125	145	2010-13
	Rick Penney	270	178	92	1972-75
24.	Jeremiha Hunter	269	87	182	2007-10
25.	Pat Dean	266	170	96	1978-81
26.	Rod Barnhart	264	165	99	1967-69
27.	Desmond King	263	174	89	2013-16
28.	John Derby	262	151	111	1988-91
29.	Craig Clemons	261	182	79	1969-71
30.	Jared DeVries	260	164	96	1995-98
31.	Dave Simms	256	147	109	1971-72
32.	Dave Bryant	253	181	72	1972-75

Tackles (min. 200 tackles) - Continued

	Name	Total	Solo	Ast.	Years
33.	Pat Angerer	248	87	161	2006-09
	Merton Hanks	248	166	82	1987-90
35.	Dan LaFleur	247	152	95	1972-74
36.	Jim Johnson	245	145	100	1987-90
37.	Mel Cole	244	144	100	1978-81
38.	Leven Weiss	240	158	82	1976-79
39.	Micah Hyde	237	153	84	2009-12
	Vernon Rollins	237	128	109	1995-97
41.	Antwan Allen	235	174	61	2002-05
	Kevin Spitzig	235	146	89	1980-84
43.	Bo Bower	234	106	128	2014-17
	Matt Kroul	234	84	150	2005-08
45.	Dave Brooks	232	134	98	1969-70
	John Harty	232	136	96	1977-80
47.	Mark Bortz	231	126	105	1979-82
48.	Bobby Stoops	230	129	101	1979-82
49.	Brett Greenwood	229	117	112	2007-10
	Roger Meyer	229	140	89	1998-01
51.	Mitch King	228	123	105	2005-08
52.	Mike Klinkenborg	224	104	120	2004-07
53.	Tanner Miller	222	118	104	2010-13
	Matt Bowen	222	142	80	1996-99
55.	A.J. Edds	221	72	149	2006-09
	Earl Douthitt	221	148	73	1972-74
57.	Layne McDowell	220	136	84	1968-70
58.	Matt Hilliard	219	126	93	1990-93
59.	Tyler Sash	217	109	108	2008-10
60.	Shanty Burks	215	151	64	1973-77
61.	Colin Cole	213	138	75	1999-02
62.	Jeff Drost	212	137	75	1983-86
63.	Parker Wildeman	211	122	89	1991-94
64.	Eddie Polly	209	120	89	1988-915
	Jim Reilly	209	129	80	1985-88
66.	Ed Miles	207	119	88	2003-06
	Brian Wise	207	136	71	1988-91
68.	Jon LaFleur	206	119	87	1994-97
69.	Leroy Smith	203	141	62	1988-91
70.	Miguel Merrick	202	142	60	2003-06
	Mike Dailey	202	124	78	1990-93
72.	Ben Niemann	201	109	92	2014-17
73.	Jordan Lomax	200	98	102	2012-15
	Larry Blue	200	129	71	1989-93
	Mike Dolezal	200	113	87	1998-01

NOTE: Players listed in boldface are current players.

Rushing Offense

	Opponent	Att-Yds	TD	Date
1.	Minnesota	47-517	7	11-19-1983
2.	Washington State	65-464	6	9-27-1969
3.	Cincinnati	67-455	9	9-15-1990
4.	Wisconsin	69-439	5	11-8-1975
5.	Northwestern	49-431	6	11-9-1968
6.	California	55-429	5	1-1-1959
7.	Notre Dame	45-409	6	11-24-1956
8.	Tulsa	51-408	4	9-13-1997
9.	Michigan State	63-397	3	11-21-1981
10.	Washington State	51-396	7	10-3-1953

Passing Offense

	Opponent	Co-Att	Yds	TD	Date
1.	Northwestern	32-44	584	7	11-7-1987
2.	Northwestern	28-43	575	5	10-8-1983
3.	Indiana	44-62	558	3	10-29-1988
4.	Texas	30-40	469	6	12-26-1984
5.	Purdue	20-29	438	4	10-13-1984
6.	N.C. State	30-51	428	3	12-31-1988
7.	Indiana	36-61	426	0	10-23-1999
8.	Indiana	25-39	409	3	10-29-1983
9.	Northwestern	19-26	399	6	10-26-1985
10.	Pittsburgh	31-48	399	3	9-17-2011

Total Offense

	Opponent	Rush-Pass	Total	Date
1.	Northwestern	138-575	713	10-8-1983
2.	Washington State	464-232	696	9-27-1969
3.	Northwestern	90-584	674	11-7-1987
4.	Cincinnati	455-207	662	9-15-1990
5.	Northern Iowa	379-279	658	9-6-1997
	Indiana	249-409	658	10-29-1983
7.	Minnesota	517-139	656	11-19-1983
8.	Utah State	320-328	648	9-28-1957
9.	Northwestern	431-208	639	11-9-1968
10.	Tulsa	408-217	625	9-13-1997

Scoring Offense

	Opponent	Score	Date
1.	Northern Iowa	95-0	10-3-1914
2.	Coe	92-0	10-10-1908
3.	Iowa Wesleyan	91-0	11-1-1890
4.	Cornell	88-0	10-1-1904
5.	Northwestern	78-6	10-29-1913
6.	Cornell	76-0	10-15-1913
7.	Des Moines	72-0	11-11-1905
8.	Utah State	70-14	9-28-1957
9.	Texas El Paso	69-7	9-27-1986
	Grinnell	69-0	11-12-1904

Rushing Defense

	Opponent	Att-Yds	TD	Date
1.	Purdue	17 (73)	0	11-18-1989
2.	Drake	27 (36)	0	9-14-1985
3.	Texas El Paso	29 (30)	0	9-27-1986
	Indiana	28 (30)	0	10-12-1957
5.	Purdue	21 (22)	1	11-17-1990
6.	Kansas State	31 (21)	0	9-29-1951
7.	Wisconsin	20 (-18)	1	11-18-1995
8.	Kent State	19 (-13)	0	9-4-2004
	Indiana	27 (-13)	0	11-7-1992
10.	Iowa State	30 (-11)	0	9-6-1997
	Iowa State	30 (11)	0	9-13-1986

Passing Defense

	Opponent	Co-Att	Yds	Int	Date
1.	Notre Dame	1-8	(7)	3	10-23-1948
2.	Minnesota	0-4	0	0	10-21-1972
	Purdue	0-3	0	1	10-26-1968
	Ohio State	0-3	0	0	11-12-1955
	Kansas State	0-8	0	2	9-24-1955
	Nebraska	2-6	0	2	11-24-1945
	Wisconsin	0-5	0	1	11-3-1945
	Notre Dame	0-1	0	0	10-27-1945
	Great Lakes	0-4	0	0	10-3-1942
	Michigan	0-4	0	0	10-4-1941

Total Defense

	Opponent	Rush-Pass	Total	Date
1.	Northwestern	19-30	49	10-6-1984
2.	Kansas State	67-0	67	9-24-1955
3.	Kansas State	(-21)-89	68	9-29-1951
4.	Cincinnati	23-46	69	9-15-1990
5.	N. Dakota St.	40-36	76	9-21-1946
6.	Northwestern	6-72	78	10-3-1981
	Hawaii	67-11	78	10-20-1956
8.	Wisconsin	36-46	82	10-12-1991
9.	Kansas State	11-70	81	10-31-1959
	Minnesota	59-22	81	11-14-1953

Scoring Defense

0, on 53 occasions (last at Illinois, 11/17/2018)

Rushing Offense

	Year	G	Att-Yards	TDs	Avg/G
1.	1960	9	439-2,284	29	253.8
2.	1968	10	530-2,528	32	252.8
3.	1957	9	453-2,170	27	241.1
4.	1959	9	440-2,151	24	239.0
5.	1953	9	456-2,147	21	238.6
6.	1954	9	442-2,083	25	231.4
7.	1990	12	577-2,699	38	224.9
8.	1994	11	474-2,431	26	221.0
9.	1975	11	559-2,406	18	218.7
10.	1997	12	552-2,604	25	217.0

Passing Offense

	Year	G	Co-Att	Yards	Avg/G
1.	1985	12	276-420	3,611	300.9
2.	1987	13	276-448	3,796	292.0
3.	1988	13	290-470	3,752	288.6
4.	1983	12	194-346	3,239	269.9
5.	2005	12	245-404	3,093	257.8
6.	2004	12	239-385	2,881	240.1
7.	2006	13	248-423	3,118	239.8
8.	2014	13	265-437	3,081	237.0
9.	1964	9	154-321	2,125	236.1
10.	1984	13	226-348	3,053	234.8
	2011	13	240-412	3,052	234.8

Total Offense

	Year	G	Rush-Pass	Total	Avg/G
1.	1983	12	2,408-3,239	5,647	470.6
2.	1985	12	1,896-3,611	5,507	458.9
3.	1968	10	2,528-1,876	4,404	440.4
4.	2005	12	2,096-3,093	5,189	432.4
5.	1990	12	2,699-2,456	5,155	429.6
	1987	13	1,789-3,796	5,585	429.6
7.	2002	13	2,784-2,734	5,518	424.5
8.	1969	10	2,155-2,088	4,243	424.3
9.	1988	13	1,741-3,752	5,493	422.5
10.	1995	12	2,398-2,613	5,011	417.6

Scoring Offense (since 1940)

	Year	G	Pts	Avg/G
1.	2002	13	484	37.2
2.	1985	12	440	36.7
3.	1990	12	427	35.6
4.	1997	12	411	34.3
5.	2001	12	391	32.6
	1986	12	391	32.6
7.	1968	10	322	32.2
8.	1983	12	380	31.7
9.	2018	13	405	31.2
10.	2015	14	433	30.9

Rushing Defense

	Year	G	Att-Yards	TDs	Avg/G
1.	1981	12	421-956	7	79.7
2.	2002	13	416-1065	17	81.9
3.	2004	12	392-1,110	8	92.5
4.	2003	13	480-1,205	10	92.7
5.	2008	12	383-1,179	7	98.2
6.	1984	13	474-1,308	7	100.6
7.	2010	13	407-1,320	13	101.5
8.	1986	12	461-1,246	9	103.8
9.	2018	13	435-1,424	9	109.5
10.	1990	12	432-1,317	16	109.8

Passing Defense

	Year	G	Co-Att	Yards	Avg/G
1.	1973	11	48-107	716	65.1
2.	1946	9	47-106	490	65.5
3.	1974	11	50-130	723	65.7
4.	1947	9	54-135	626	69.6
5.	1948	9	44-115	780	86.7
6.	1972	11	78-172	989	89.9
7.	1960	9	71-149	827	91.9
8.	1961	9	59-154	858	95.3
9.	1956	10	74-153	913	101.4
10.	1976	11	90-204	1,151	104.6

Total Defense

	Year	G	Rush-Pass	Total	Avg/G
1.	1946	9	1,217-590	1,806	200.7
2.	1957	9	1,014-967	1,981	220.1
3.	1956	10	1,285-783	2,068	229.8
4.	1981	12	956-1,834	2,790	232.5
5.	1959	9	1,037-1,098	2,135	237.2
6.	1953	9	1,050-1,208	2,528	250.9
7.	1960	9	1,492-827	2,319	257.7
8.	1950	9	1,242-1,107	2,349	261.0
9.	1961	9	1,493-858	2,351	261.2
10.	1962	9	1,308-1,057	2,365	262.8

Scoring Defense (since 1940)

	Year	G	Pts	Avg/G
1.	1956	10	84	8.4
2.	1953	9	91	10.1
3.	1946	9	92	10.2
4.	1959	9	100	11.1
5.	1960	9	108	12.0
6.	1940	8	98	12.3
	1941	8	99	12.3
8.	1957	9	112	12.4
9.	2008	13	169	13.0
	1981	12	157	13.0

Rushing
(ranked according to net yards gained)

Year	Player	Att-Yds	TDs
1933	Dick Crayne	161-655	7
1934	Dick Crayne	128-432	7
1935	Ozzie Simmons	113-580	5
1936	Ozzie Simmons	98-592	5
1937	Nile Kinnick	95-214	2
1938	Jerry Niles	51-176	2
1939	Nile Kinnick	106-374	5
1940	Bill Green	115-483	5
1941	Bill Green	114-420	5
1942	Charles Uknes	84-445	4
1943	Bill Gallagher	72-314	2
1944	Bill Kersten	106-301	1
1945	Arthur Johnson	65-290	2
1946	Bob Smith	109-503	4
1947	Bob Smith	110-395	5
1948	Jerry Faske	73-491	2
1949	Ralph Doran	53-342	4
1950	Bill Reichardt	138-585	0
1951	Bill Reichardt	178-737	2
1952	George Broeder	86-311	3
1953	George Broeder	96-410	3
1954	Eddie Vincent	95-618	5
1955	Eddie Vincent	73-381	5
1956	Ken Ploen	86-487	6
1957	Collins Hagler	67-456	3
1958	Ray Jauch	76-524	2
1959	Bob Jeter	108-609	4
1960	Larry Ferguson	90-665	6
1961	Bill Perkins	62-380	2
1962	Larry Ferguson	113-547	3
1963	Bobby Grier	98-406	0
1964	Dalton Kimble	68-284	6
1965	Silas McKinnie	89-286	0
1966	Silas McKinnie	124-516	1
1967	Silas McKinnie	166-588	9
1968	Ed Podolak	154-937	8
1969	Steve Penney	102-484	1
1970	Levi Mitchell	205-900	3
1971	Levi Mitchell	149-623	3
1972	Dave Harris	136-621	4
1973	Jim Jensen	111-509	5
1974	Jim Jensen	163-659	1
1975	Dave Schick	90-482	2
1976	Jon Lazar	95-392	3
1977	Jon Lazar	100-411	3
1978	Jon Lazar	108-423	1
1979	Dennis Mosley	270-1,267	12
1980	Jeff Brown	132-673	1
1981	Phil Blatcher	145-708	8
1982	Eddie Phillips	166-806	5
1983	Owen Gill	129-798	10
1984	Owen Gill	199-920	4
1985	Ronnie Harmon	223-1,166	9
1986	Rick Bayless	216-1,150	10
1987	Kevin Harmon	151-715	6
1988	Tony Stewart	215-1,036	8
1989	Nick Bell	117-603	4
1990	Nick Bell	166-1,009	12
1991	Mike Saunders	216-1,022	10

Year	Player	Att-Yds	TDs
1992	Marvin Lampkin	171-653	2
1993	Ryan Terry	157-664	5
1994	Sedrick Shaw	170-1,002	7
1995	Sedrick Shaw	316-1,477	15
1996	Sedrick Shaw	224-1,116	9
1997	Tavian Banks	260-1,691	17
1998	Ladell Betts	188-679	5
1999	Ladell Betts	189-857	5
2000	Ladell Betts	232-1,090	5
2001	Ladell Betts	222-1,060	10
2002	Fred Russell	220-1,264	9
2003	Fred Russell	282-1,355	7
2004	Sam Brownlee	94-227	0
2005	Albert Young	249-1,334	8
2006	Albert Young	178-779	7
2007	Albert Young	206-968	6
2008	Shonn Greene	307-1,850	20
2009	Adam Robinson	181-834	5
2010	Adam Robinson	203-941	10
2011	Marcus Coker	281-1,384	15
2012	Mark Weisman	159-815	8
2013	Mark Weisman	227-975	8
2014	Mark Weisman	213-812	16
2015	Jordan Canzeri	183-984	12
2016	Akrum Wadley	168-1081	10
2017	Akrum Wadley	252-1,109	10
2018	Mekhi Sargent	159-745	9

Passing
(ranked according to yards gained)

Year	Player	Com-Att	Yards
1943	Roger Stephens	12	231
1944	Dick Woodard	11	128
1945	Jerry Niles	63	889
1946	Emlen Tunnell	28-58	228
1947	Al DiMarco	49-100	644
1948	Al DiMarco	64-161	1,105
1949	Glenn Drahn	51-145	735
1950	Glenn Drahn	55-168	835
1951	Burt Britzmann	68-150	942
1952	Burt Britzmann	37-94	515
1953	Lou Matykiewicz	18-44	234
1954	Jerry Reichow	34-73	386
1955	Jerry Reichow	48-88	722
1956	Ken Ploen	33-64	386
1957	Randy Duncan	70-119	1,124
1958	Randy Duncan	106-179	1,397
1959	Olen Treadway	86-147	1,014
1960	Wilburn Hollis	22-62	289
1961	Matt Szykowny	79-120	1,078
1962	Matt Szykowny	59-115	737
1963	Gary Snook	34-90	667
1964	Gary Snook	151-311	2,062
1965	Gary Snook	95-230	1,009
1966	Ed Podolak	77-191	1,041
1967	Ed Podolak	79-162	1,014
1968	Larry Lawrence	88-156	1,307
1969	Larry Lawrence	113-239	1,680
1970	Roy Bash	32-70	473
1971	Frank Sunderman	109-235	1,297
1972	Kyle Skogman	24-57	356

Year	Player	Com-Att	Yards
1973	Butch Caldwell	36-99	549
1974	Rob Fick	79-165	1,059
1975	Tom McLaughlin	23-87	358
1976	Butch Caldwell	37-101	616
1977	Tom McLaughlin	78-152	1,081
1978	Jeff Green	41-103	556
1979	Phil Suess	88-159	1,165
1980	Phil Suess	87-166	1,031
1981	Gordy Bohannon	72-142	999
1982	Chuck Long	148-227	1,678
1983	Chuck Long	157-265	2,601
1984	Chuck Long	216-322	2,871
1985	Chuck Long	260-388	3,297
1986	Mark Vlasic	108-180	1,456
1987	Chuck Hartlieb	217-334	3,092
1988	Chuck Hartlieb	288-460	3,738
1989	Matt Rodgers	178-312	2,222
1990	Matt Rodgers	187-310	2,228
1991	Matt Rodgers	185-283	2,275
1992	Jim Hartlieb	144-226	1,579
1993	Paul Burmeister	184-309	2,152
1994	Ryan Driscoll	78-154	1,018
1995	Matt Sherman	170-295	2,546
1996	Matt Sherman	154-264	1,918
1997	Matt Sherman	82-158	1,199
1998	Kyle McCann	86-159	1,179
1999	Scott Mullen	126-226	1,415
2000	Scott Mullen	74-141	877
2001	Kyle McCann	167-252	2,028
2002	Brad Banks	170-294	2,573
2003	Nathan Chandler	165-307	2,040
2004	Drew Tate	233-375	2,786
2005	Drew Tate	219-352	2,828
2006	Drew Tate	207-352	2,623
2007	Jake Christensen	198-370	2,269
2008	Ricky Stanzi	150-254	1,956
2009	Ricky Stanzi	171-304	2,417
2010	Ricky Stanzi	221-345	3,004
2011	James Vandenberg	237-404	3,022
2012	James Vandenberg	223-389	2,249
2013	Jake Rudock	204-306	2,383
2014	Jake Rudock	213-345	2,436
2015	C.J. Beathard	223-362	2,809
2016	C.J. Beathard	170-301	1,929
2017	Nate Stanley	196-351	2,437
2018	Nate Stanley	235-396	2,852

Note: Players listed in boldface are current players.

Receiving

(ranked according to yards gained)

Year	Player	No-Yds	TDs
1943	Bill Barbour	10-179	1
1944	John Stewart	7-46	1
1945	Harold Loehlein	11-165	1
1946	Dick Hoerner	6-72	0
1947	Emlen Tunnell	12-262	4
1948	Bob McKenzie	22-382	0
1949	Bob McKenzie	22-313	5
1950	Bill Reichardt	11-95	0
1951	Fred Ruck	25-274	2
1952	Dan McBride	29-448	3
1953	Frank Gilliam	12-71	2
1954	Frank Gilliam	15-223	1
1955	Jim Gibbons	16-257	3
1956	Jim Gibbons	17-255	4
1957	Jim Gibbons	36-587	4
1958	Don Norton	25-374	4
1959	Don Norton	30-428	4
1960	Felton Rogers	8-96	0
1961	Cloyd Webb	25-425	4
1962	Paul Krause	16-214	1
1963	Cloyd Webb	24-424	4
1964	Karl Noonan	59-933	4
1965	Karl Noonan	43-545	0
1966	Al Bream	30-418	1
1967	Al Bream	55-703	5
1968	Ray Manning	35-426	5
1969	Kerry Reardon	43-738	2
1970	Kerry Reardon	27-438	2
1971	Dave Triplett	28-426	3
1972	Brian Rollins	29-378	2
1973	Brian Rollins	33-408	1
1974	Bill Schultz	25-432	1
1975	Bill Schultz	8-238	2
1976	Tom Grine	12-195	0
1977	Mike Brady	26-357	0
1978	Jon Lazar	18-72	1
1979	Brad Reid	25-290	0
1980	Keith Chappelle	64-1,037	6
1981	Jeff Brown	20-301	2
1982	Dave Moritz	41-605	3
1983	Dave Moritz	50-912	5
1984	Bill Happel	47-632	3
1985	Ronnie Harmon	60-699	1
1986	Jim Mauro	30-600	5
1987	Quinn Early	63-1,004	10
1988	Marv Cook	63-767	3
1989	Travis Watkins	36-583	4
1990	Danan Hughes	29-410	5
1991	Danan Hughes	43-757	8
1992	Alan Cross	55-640	5
1993	Harold Jasper	38-641	2
1994	Harold Jasper	33-621	2
1995	Tim Dwight	46-816	9
1996	Tim Dwight	51-751	4
1997	Tim Dwight	42-704	8
1998	Kahlil Hill	35-432	2
1999	Kevin Kasper	60-664	3
2000	Kevin Kasper	82-1,010	7
2001	Kahlil Hill	59-841	8
2002	Maurice Brown	48-966	11
2003	Maurice Brown	33-507	4

Year	Player	No-Yds	TDs
2004	Clinton Solomon	63-905	6
2005	Clinton Solomon	46-800	7
2006	Andy Brodell	39-724	5
2007	D. Johnson-Koulianos	38-482	2
2008	D. Johnson-Koulianos	44-639	3
2009	D. Johnson-Koulianos	45-750	2
2010	Marvin McNutt, Jr.	53-861	8
2011	Marvin McNutt, Jr.	82-1,315	12
2012	K. Martin-Manley	52-571	2
	Keenan Davis	47-571	1
2013	K. Martin-Manley	40-388	5
2014	Tevaun Smith	43-596	3
2015	Matt VandeBerg	65-703	4
2016	Riley McCarron	42-517	4
2017	Nick Easley	51-530	4
2018	T.J. Hockenson	49-760	6

Scoring

(ranked according to points scored)

Year	Player	TD-FG-PAT	Pts
1933	Dick Crayne	7-0-0	42
1934	Dick Crayne	7-0-0	42
1935	Dick Crayne	3-6-2	38
1936	Ozzie Simmons	5-0-0	30
1937	Nile Kinnick	2-0-0	12
1938	Jerry Niles	2-0-4	16
1939	Nile Kinnick	5-0-11	41
1940	Bill Green	5-0-0	30
1941	Bill Green	5-0-0	30
1942	Bill Burkett	5-0-0	30
1943	Roger Stephens	4-0-0	24
1944	Nelson Smith	3-0-0	18
1945	Art Johnson	3-0-0	18
1946	Bob Sullivan	2-1-10	25
1947	Bob Smith	5-0-0	30
1948	Jack Dittmer	5-0-0	30
1949	Bill Reichardt	4-0-20	44
1950	Jerry Faske	4-0-0	24
1951	George Rice	9-0-0	54
1952	George Broeder	3-0-0	18
	Dan McBride	3-0-0	18
1953	George Rice	10-0-0	60
1954	Earl Smith	11-0-0	66
1955	Eddie Vincent	5-0-0	30
1956	Ken Ploen	6-0-2	38
1957	Bob Prescott	3-1-21	42
1958	Willie Fleming	11-0-0	66
1959	Don Horn	7-0-0	42
1960	Wilburn Hollis	11-0-1	68
1961	Joe Williams	9-0-0	54
1962	Larry Ferguson	3-0-0	18
1963	Paul Krause	6-0-0	36
1964	Dalton Kimble	8-0-0	48
1965	Bob Anderson	0-6-10	28
1966	Bob Anderson	0-5-9	24
1967	Silas McKinnie	9-0-1	56
1968	Larry Lawrence	10-0-0	60
1969	Alan Schuette	0-7-24	45
1970	Tim Sullivan	6-0-0	36
1971	Harry Kokolus	0-4-13	25
1972	Dave Harris	4-0-0	24
	Frank Holmes	4-0-0	24

Year	Player	TD-FG-PAT	Pts
1973	Jim Jensen	6-0-4	40
1974	Rod Wellington	5-0-0	30
1975	Nick Quartaro	0-7-19	40
1976	Nick Quartaro	0-7-18	39
1977	Dave Holsclaw	0-9-12	39
1978	Brad Reid	6-0-0	36
1979	Dennis Mosley	16-0-0	96
1980	Keith Chappelle	6-0-0	36
1981	Tom Nichol	0-11-26	59
1982	Tom Nichol	0-4-31	43
1983	Tom Nichol	0-14-44	86
1984	Tom Nichol	0-16-41	89
1985	Rob Houghtlin	0-19-48	105
1986	Rob Houghtlin	0-14-39	81
1987	Rob Houghtlin	0-21-41	104
1988	Jeff Skillett	0-11-31	64
1989	George Murphy	0-4-23	35
1990	Nick Bell	14-0-0	84
1991	Mike Saunders	13-0-0	78
1992	Danan Hughes	6-0-1	38
1993	Todd Romano	0-19-10	49
1994	Kent Kahl	9-0-0	54
1995	Sedrick Shaw	15-0-1	92
1996	Tavian Banks	10-0-1	62
1997	Tavian Banks	19-0-0	114
1998	Ladell Betts	5-0-0	30
	Zach Bromert	0-18-4	30
	Kahlil Hill	5-0-0	30
1999	Tim Douglas	0-6-19	37
2000	Nate Kaeding	0-14-20	62
2001	Nate Kaeding	0-12-49	85
2002	Nate Kaeding	0-21-57	120
2003	Nate Kaeding	1-20-40	106
2004	Kyle Schlicher	0-21-29	92
2005	Kyle Schlicher	0-17-43	94
2006	Kyle Schlicher	0-13-32	71
2007	Albert Young	7-0-0	42
2008	Shonn Greene	20-0-0	120
2009	Daniel Murray	0-19-32	89
2010	Mike Meyer	0-14-31	73
2011	Marcus Coker	15-0-0	90
2012	Mike Meyer	0-17-25	76
2013	Mike Meyer	0-16-41	89
2014	Mark Weisman	16-0-0	96
2015	Marshall Koehn	0-16-47	95
2016	Akrum Wadley	13-0-0	78
2017	Akrum Wadley	13-0-0	78
2018	Miguel Recinos	0-17-47	98

Interceptions
(ranked according to number)

Year	Player	No-Yards	Avg
1954	Jerry Reichow	2-0	0.0
1955	Jerry Reichow	3-10	3.3
1956	Bill Happel	4-94	23.5
1957	Collins Hagler	4-29	7.3
1958	Don Horn	4-15	3.8
1959	Ray Jauch	3-68	22.7
1960	Bernie Wyatt	3-0	0.0
1961	not available		
1962	not available		
1963	not available		
1964	Ivory McDowell	4-14	3.5
1965	not available		
1966	Dick Gibbs	5-68	13.6
1967	Steve Wilson	7-83	11.9
1968	Steve Wilson	5-35	7.0
1969	Chris Hamilton	3-34	11.3
1970	Craig Clemons	3-0	0.0
1971	Craig Clemons	4-23	5.8
1972	Rick Penney	5-77	15.4
1973	Earl Douthitt	2-47	23.5
1974	Jim Caldwell	2-27	13.5
1975	Bob Elliott	2-0	0.0
1976	Rod Sears	6-50	8.3
1977	Rod Sears	3-116	38.7
1978	Dave Becker	3-12	4.0
1979	Kent Ellis	3-67	22.3
	Bobby Stoops	3-16	5.3
1980	Tracy Crocker	3-62	20.7
1981	Lou King	8-62	7.8
1982	Bobby Stoops	4-42	10.5
1983	Mike Stoops	6-154	25.7
1984	Devon Mitchell	5-110	22.0
1985	Jay Norvell	7-93	13.3
1986	Keaton Smiley	5-45	9.0
1987	Kerry Burt	7-15	2.1
1988	Brad Quast	4-151	37.8
	Tork Hook	4-37	9.3
1989	Brad Quast	4-34	8.5
1990	Merton Hanks	4-27	6.8
1991	Carlos James	2-30	15.0
	Gary Clark	2-5	2.5
	Scott Plate	2-4	2.0
	Eddie Polly	2-3	1.5

Note: Players listed in boldface are current players.

Year	Player	No-Yards	Avg
1992	Carlos James	4-61	15.3
1993	Scott Plate	5-56	11.2
1994	Marquis Porter	3-32	10.7
1995	Plez Atkins	6-97	16.2
1996	Damien Robinson	6-99	16.5
1997	Eric Thigpen	3-30	10.0
1998	Tarig Holman	3-0	0.0
	Eric Thigpen	3-17	5.7
1999	Tarig Holman	3-30	10.0
2000	Ryan Hansen	3-58	19.3
2001	Bob Sanders	4-24	6.0
2002	Derek Pagel	4-89	22.2
	Jovon Johnson	4-71	17.8
2003	Jovon Johnson	6-81	13.5
2004	Antwan Allen	4-54	13.5
	Jovon Johnson	4-13	3.3
2005	Jovon Johnson	3-18	6.0
	Adam Shada	3-9	3.0
2006	Adam Shada	3-113	37.7
	Miguel Merrick	3-7	2.3
	Mike Humpal	3-0	0.0
2007	Charles Godfrey	5-33	6.6
2008	Tyler Sash	5-147	29.4
	Pat Angerer	5-134	6.8
2009	Tyler Sash	6-203	33.8
2010	Brett Greenwood	5-23	4.6
2011	Tanner Miller	3-114	38.0
	Micah Hyde	3-0	0.0
2012	Christian Kirksey	2-86	43.0
	Tom Donatell	2-18	9.0
	Greg Castillo	2-2	1.0
2013	James Morris	4-29	7.3
2014	Desmond King	3-72	24.0
	John Lowdermilk	3-48	16.0
2015	Desmond King	8-118	14.8
2016	Desmond King	3-41	13.7
	Brandon Snyder	3-5	1.7
2017	Josh Jackson	8-168	21.0
2018	Jake Gervase	4-50	12.5
	Amani Hooker	4-60	15.0
	Geno Stone	4-24	6.0

Tackles
(ranked according to total tackles)

Year	Player	Solo-At	Total
1966	Dave Moreland	60-34	94
1967	Rod Barnhart	74-50	124
1968	Mike Phillips	77-42	119
1969	Dave Brooks	59-43	102
1970	Dave Clement	75-65	140
1971	Dave Simms	84-55	139
1972	Andre Jackson	83-88	171
1973	Dan LeFleur	75-52	127
1974	Dan LeFleur	74-41	115
1975	Andre Jackson	83-43	126
1976	Tom Rusk	71-43	114
1977	Tom Rusk	105-33	138
1978	Tom Rusk	68-38	106
1979	Leven Weiss	72-40	112
1980	Mel Cole	72-53	125
1981	Mel Cole	56-38	94
1982	Larry Station	51-37	88
1983	Larry Station	81-57	138
1984	Larry Station	85-52	137
1985	Larry Station	91-38	129
1986	George Davis	82-47	129
1987	Dave Haight	81-45	126
1988	Jim Reilly	82-57	139
1989	Melvin Foster	38-78	116
1990	Melvin Foster	56-51	107
1991	John Derby	69-38	107
1992	Jason Olejniczak	46-53	99
1993	Mike Dailey	82-49	131
1994	Bobby Diaco	67-49	116
1995	Bobby Diaco	62-72	134
1996	Matt Hughes	92-44	136
1997	Matt Hughes	60-50	110
1998	Matt Bowen	54-38	92
1999	Matt Bowen	76-33	109
2000	LeVar Woods	58-39	97
2001	Bob Sanders	78-44	122
2002	Fred Barr	58-56	114
2003	Abdul Hodge	84-57	141
2004	Abdul Hodge	79-37	116
2005	Abdul Hodge	98-60	158
2006	Mike Klinkenborg	61-68	129
2007	Mike Klinkenborg	46-77	123
2008	Pat Angerer	45-62	107
2009	Pat Angerer	48-97	145
2010	Jeremiha Hunter	29-61	90
2011	James Morris	52-58	110
	Christian Kirksey	62-48	110
2012	Anthony Hitchens	56-68	124
2013	Anthony Hitchens	54-58	112
2014	John Lowdermilk	58-45	103
2015	Josey Jewell	62-64	126
2016	Josey Jewell	58-66	124
2017	Josey Jewell	69-67	136
2018	Jake Gervase	49-40	89

Quarterback Sacks

Yr.	Player	Sacks-Yds.
1986	Dave Haight	7-51
1987	Mike Burke	3-18
1988	Joe Mott	9-69
1989	Jim Johnson	12-70
	Rod Davis	7-35
1990	Matt Ruhland	7-65
1991	Leroy Smith	18-101
1992	Larry Blue	10-72
1993	Larry Blue	11-73
1994	Parker Wildeman	10-67
	Bill Ennis-Inge	12-76
1995	Jared DeVries	12-92
1996	Jared DeVries	13-104
1997	Jared DeVries	8-85
1998	Jared DeVries	10-69
1999	Scott Pospisil	6-26
2000	Derrick Pickens	7-26
2001	Aaron Kampman	9-34
2002	Matt Roth	10-54
2003	Matt Roth	12-83
2004	Jonathan Babineaux	11-63
2005	Kenny Iwebema	7-38
2006	Bryan Mattison	6.5-57
2007	Bryan Mattison	9.0-54
2008	Mitch King	4.0-37
2009	Adrian Clayborn	11.5-87
2010	Karl Klug	5.5-47
2011	Mike Daniels	9-53
2012	Joe Gaglione	5.0-24
2013	James Morris	8.0-47
2014	Drew Ott	8.0-41
2015	Nate Meier	7.0-44
2016	Jaleel Johnson	7.5-50
2017	Anthony Nelson	7.5-39
2018	A.J. Epenesa	10.5-66

Tackles For Loss

Yr.	Player	Tackles-Yds.
1967	Greg Allison	13-37
1968	William Bevil	2-15 *
	Daniel McDonald	2-7 *
	Layne McDowell	2-14 *
1969	Daniel McDonald	7-52 *
1970	Jerry Nelson	7-53 *
1971	Craig Clemons	3-8 *
	Richard Solomon	3-5 *
	Harry Young	3-6 *
1972	Dan Dickel	5-30 *
1973	Dan Dickel	11-39
1974	Lynn Heil	10-32
1975	Dave Bryant	15-58
1976	Doug Benschoter	6-18
1977	Jim Molini	10-69
	Steve Vazquez	9-38
1978	Dave Becker	9-40
1979	Bryan Skradis	7-33
1980	Andre Tippett	20-153
1981	Andre Tippett	14-77
1982	Mark Bortz	10-50
1983	Tony Wancket	16-81
1984	Vernon Little	13-81
	Jeff Drost	15-65
1985	Larry Station	15-59
	Jeff Drost	11-67
1986	Dave Haight	11-53
1987	Dave Haight	14-50
1988	Joe Mott	21-79
1989	Jim Johnson	21-111
1990	Rod Davis	12-41
1991	Leroy Smith	22-119
1992	Mike Wells	17-62
1993	Mike Wells	17-70
1994	Parker Wildeman	17-77
1995	Jared DeVries	19-104
1996	Jared DeVries	22-133
1997	Jared DeVries	19-81
1998	Jared DeVries	19-91
1999	Scott Pospisil	9-34
2000	Jerry Montgomery	11-31
2001	Aaron Kampman	17-54
2002	Colin Cole	18-61
2003	Jovon Johnson	16-92
2004	Jonathan Babineaux	25-93
2005	Abdul Hodge	11-27
2006	Mitch King	12-49
2007	Bryan Mattison	9.0-54
2008	Mitch King	4.0-37
2009	Adrian Clayborn	20.0-107
2010	Karl Klug	13.0-67
2011	Mike Daniels	13.5-63
2012	James Morris	9.0-40
	Joe Gaglione	9.0-32
2013	James Morris	18.0-68
2014	Drew Ott	12.0-54
2015	Nate Meier	10.5-52
2016	Jaleel Johnson	10.0-54
2017	Josey Jewell	13.5-61
2018	A.J. Epenesa	16.5-81

* - not all games included

Run

96	_____	Eddie Vincent vs. Purdue, 11/6/1954
92	_____	Royce Mix vs. Illinois, 11/25/1972
91	_____	Larry Ferguson vs. Ohio State, 11/12/1960
89	_____	Tavian Banks vs. Iowa State, 9/14/1996
87	_____	Rick Bayless vs. Northern Illinois, 9/20/1986
87	_____	Ed Podolak vs. Northwestern, 10/22/1966
86	_____	Ronnie Harmon vs. Iowa State, 9/8/1984
85	_____	Larry Ferguson vs. Oregon State, 9/24/1960
82	_____	Tavian Banks vs. Iowa State, 9/20/1997
82	_____	Tom Smith vs. Washington State, 9/27/1969
81	_____	Bob Jeter vs. California, 1/1/1959
80	_____	Sedrick Shaw vs. Central Michigan, 9/3/1994
80	_____	Eddie Phillips vs. Minnesota, 11/19/1983
80	_____	Brad Reid vs. Wisconsin, 11/18/1978
78	_____	Butch Caldwell vs. Michigan State, 11/24/1973
78	_____	James Hatch vs. Illinois, 11/8/1952
77	_____	Dennis Mosley vs. Iowa State, 9/17/1977
76	_____	Jim Jensen vs. Indiana, 10/18/1975
75	_____	Akrum Wadley vs. Nebraska, 11/25/2016
75	_____	Akrum Wadley at Purdue, 10/15/2016
75	_____	Jordan Canzeri vs. Illinois, 10/10/2015
75	_____	Adam Robinson vs. Iowa State, 9/11/2010
75	_____	Shonn Greene vs. Purdue, 11/15/2008

Pass

95	_____	Banks to Clark vs. Purdue, 10/5/2002
95	_____	Hartlieb to Early vs. Northwestern, 11/7/1987
93	_____	Vlasic to Early vs. Northwestern, 10/25/1986
92	_____	Stanzi to McNutt, Jr., vs. Indiana, 10/31/2009
89	_____	Long to Smith vs. Northwestern, 10/26/1985
88	_____	Vandenberg to McNutt, Jr., vs. Tennessee Tech, 9/3/2011
87	_____	Snook to Nourse vs. Minnesota, 11/7/1964
86	_____	Grogan to Smith vs. Northwestern, 10/8/1983
85	_____	Beathard to T. Smith vs. Michigan State, 12/05/2015
85	_____	Rudock to Duzey at Ohio State, 10/19/2013
82	_____	Beathard to T. Smith vs. North Texas, 9/26/2015
80	_____	Sunderman to Triplett vs. Wisconsin, 10/30/1971
80	_____	Szykowny to Ferguson vs. Wisconsin, 10/20/1962
80	_____	Duncan to Sessi vs. Utah State, 9/28/1957
80	_____	Vandenberg to McNutt, Jr., vs. Indiana, 10/22/2011
78	_____	Tate to Solomon at Purdue, 10/8/2005
78	_____	Caldwell to Schultz vs. Ohio State, 11/17/1973
78	_____	Lawrence to Reardon vs. Arizona, 10/4/1969
77	_____	Beathard to McCarron vs. Nebraska, 11/25/2016
77	_____	Long to Harmon vs. Penn State, 9/17/1983
77	_____	Farmer to Mertes to Couppee vs. Minnesota, 11/15/1941
76	_____	Riddle to Krause vs. Indiana, 10/12/1963
76	_____	Dobrinio to Smith vs. Notre Dame, 11/20/1954
75	_____	Nate Stanley to Nick Easley vs. Mississippi State, 1/1/2019
75	_____	McCann to Hill vs. Indiana, 10/20/2001
75	_____	Mullen to Hill vs. Western Michigan, 9/16/2000
75	_____	Suess to Mosley vs. Wisconsin, 10/27/1979

NOTE: Players listed in boldface are current players.

Kickoff Return

100	_____	C.J. Jones vs. Southern California, 1/2/2003
100	_____	Joe Williams vs. Notre Dame, 11/25/1961
100	_____	George Rice vs. Purdue, 10/6/1951
99	_____	Derrell Johnson-Koulianos at Ohio State, 11/14/2009
99	_____	Norm Granger vs. Indiana, 10/10/1981
99	_____	Bill Reichardt vs. Oregon, 10/29/1949
97	_____	Dave Schick vs. Northwestern, 11/1/1975
96	_____	Jordan Cotton vs. LSU, 1/01/14
95	_____	Kerry Reardon vs. Northwestern, 11/9/1968
94	_____	Jermelle Lewis vs. Michigan State, 10/12/2002
92	_____	Jordan Cotton vs. Penn State, 10/20/2012
92	_____	Levi Mitchell vs. Washington State, 9/27/1969
92	_____	Henry Vollenweider vs. South Dakota, 9/30/1939
90	_____	Kahlil Hill vs. Michigan State, 10/7/2000
88	_____	Derrell Johnson-Koulianos at Minnesota, 11/27/2010
88	_____	Kahlil Hill vs. Central Michigan, 9/5/1998
88	_____	Dick Hoerner vs. Michigan, 11/28/1942
86	_____	Tim Dodge at Michigan State, 10/2/1999
77	_____	Desmond King vs. Wisconsin, 10/22/2016
77	_____	Bill Burkett vs. Nebraska, 11/9/1940
76	_____	Kahlil Hill vs. Penn State, 9/29/2001
75	_____	Ricchard Carter vs. Iowa State, 9/14/1996
74	_____	Ihmir Smith-Marsette at Nebraska, 11/24/17
72	_____	Akrum Wadley vs. Boston College, 12/27/17

Punt Return

95	_____	Bill Happel at Minnesota, 11/17/1984
94	_____	Bob Longley vs. Oregon, 10/29/1949
92	_____	Tim Dwight vs. Indiana, 10/25/1997
90	_____	Jovon Johnson vs. Ball State, 9/3/2005
89	_____	Peter Marciano vs. Minnesota, 11/22/1986
86	_____	Tim Dwight vs. Ohio State, 10/26/1996
83	_____	Kevonte Martin-Manley vs. W. Michigan, 9/21/2013
83	_____	Walner Belleus at Arizona State, 9/18/2004
83	_____	Tim Dwight vs. Penn State, 10/19/1996
82	_____	Paul Krause vs. Michigan, 11/17/1962
81	_____	Andy Brodell vs. Iowa State, 9/13/2008
80	_____	Gerald Mauren vs. Notre Dame, 11/21/1959
76	_____	Earl Smith vs. Ohio State, 10/16/1954
72	_____	Willie Fleming vs. Michigan, 11/1/1958
70	_____	Ramon Ochoa vs. Buffalo, 9/6/2003
68	_____	Harold Jasper vs. Oregon, 9/24/1994
67	_____	Tony Collins vs. Illinois, 9/27/1997
65	_____	C.J. Jones vs. Michigan, 10/27/2001
64	_____	Karl Noonan vs. Oregon State, 9/25/1965
63	_____	Kevonte Martin-Manley vs. W. Michigan, 9/21/2013
62	_____	Kahlil Hill vs. Central Michigan, 9/5/1998
61	_____	Kyle Groeneweg vs. Illinois, 11/17/18
61	_____	Tim Dwight vs. Michigan, 10/18/1997
58	_____	Ed Hinkel vs. Northwestern, 11/2/2002
57	_____	Kahlil Hill vs. Illinois, 9/26/1998
56	_____	Andy Brodell vs. Northern Illinois, 9/1/2007
55	_____	Riley McCarron at Illinois, 11/19/2016
55	_____	Robert Smith vs. Purdue, 10/15/1983
54	_____	Ed Hinkel vs. Penn State, 9/28/2002
51	_____	C.J. Jones vs. Kent State, 9/1/2001
49	_____	Ed Hinkel at Arizona State 9/18/2004
48	_____	Kahlil Hill vs. Northwestern, 11/10/2001
44	_____	Desmond King vs. Nebraska, 11/25/2016
44	_____	Tim Dwight vs. Minnesota, 11/22/1997
42	_____	Paki O'Meara vs. Eastern Illinois, 9/04/2010

Interception Return

98	Adam Shada vs. Purdue, 10/7/2006
98	Tanner Miller vs. Northwestern, 10/15/2011
94	Brad Quast at Kansas State, 9/10/1988
94	Bobby Stearns vs. Montana, 10/2/1954
90	Rod Sears vs. Purdue, 10/22/1977
89	Brandon Snyder vs. Illinois, 10/7/17
89	Shaun Prater vs. Tennessee Tech, 9/3/2011
88	Desmond King vs. Maryland, 10/31/2015
88	Bo Bower vs. North Texas, 9/26/2015
86	Tyler Sash vs. Indiana, 10/31/2009
85	Dick Gibbs vs. Indiana, 10/30/1965
81	Brian Wise vs. Kansas State, 9/10/1988
72	Micah Hyde vs. Missouri, 12/28/2010
71	John Lowdermilk vs. LSU, 1/01/14
70	Matt Bowen vs. Indiana, 10/25/1997
68	Christian Kirksey vs. Minnesota, 9/29/2012
66	Micah Hyde vs. Michigan State, 10/30/2010
62	Derek Pagel vs. Michigan State, 10/12/2002
60	J.P. Lange vs. Indiana, 10/25/1997
60	Tom Knight vs. Indiana, 10/14/1995
58	Tyler Sash at Minnesota, 11/22/2008
57	Amari Spivey at Minnesota, 11/22/2008
57	Tom Knight vs. Indiana, 10/12/1996
52	Josh Jackson at Wisconsin, 11/11/17
52	James Morris vs. Tennessee Tech, 9/3/2011
51	Sean Considine at Penn State 10/23/2004
49	James Morris vs. Iowa State, 9/08/2012
48	Tyler Sash vs. South Carolina, 1/1/2009
47	Joe Slattery vs. Illinois, 9/26/1998
45	Tyler Sash vs. South Carolina, 1/1/2009
43	Josh Jackson at Wisconsin, 11/11/17

Fumble Return

84	Dayton Perry vs. Purdue, 10/22/1960
72	Kevin Worthy vs. Akron, 8/31/2002
52	Christian Kirksey vs. Northern Illinois, 8/31/2013
51	Kerry Cooks vs. Iowa State, 9/10/1994
47	Abdul Hodge vs. Penn State, 10/25/2003
45	Christian Kirksey vs. Penn State, 10/20/2012

Blocked Field Goal Return

87	LeVar Woods vs. Northern Illinois, 9/18/1999
85	Antwan Allen vs. Purdue, 10/05/2002

Blocked PAT Return

99	D.J. Johnson vs. Penn State, 9/28/2002
----	--

Field Goal

58	Tim Douglas vs. Illinois, 9/26/1998
57	Marshall Koehn vs. Pittsburgh, 9/19/2015
56	Tom Nichol vs. Michigan, 10/22/1983
55	Nate Kaeding vs. Minnesota, 11/15/2003
55	Nate Kaeding vs. Penn State, 9/28/2002
55	Rob Houghtlin vs. Iowa State, 9/19/1987
54	Brion Hurley vs. Iowa State, 9/14/1996
53	Todd Romano vs. Tulsa, 9/4/1993
52	Marshall Koehn vs. Pittsburgh, 9/21/14
52	Rob Houghtlin vs. UCLA, 1/1/1986
51	Nate Kaeding vs. Purdue, 10/05/2002
51	Nate Kaeding vs. Utah State, 9/21/2002
51	Tim Douglas vs. Illinois, 9/26/1998
51	Tim Douglas vs. Illinois, 9/26/1998
51	Brion Hurley vs. Michigan State, 10/5/1996
51	Dave Holsclaw vs. Michigan State, 11/19/1977
50	Mike Meyer vs. Northern Illinois, 9/01/2012
50	Mike Meyer vs. Iowa State, 9/10/2011
50	Nate Kaeding at Wisconsin, 11/22/2003
50	Brion Hurley vs. Minnesota, 11/23/1996
50	Brion Hurley vs. Washington, 12/29/1995
50	Brion Hurley vs. Wisconsin, 11/18/1995
50	Brion Hurley vs. Michigan State, 10/7/1995
50	Rob Houghtlin vs. Northern Illinois, 9/21/1985
49	Miguel Recinos at Penn State, 10/27/2018

Punt

83	Lonnie Rogers vs. Oregon State, 9/26/1962
82	Ryan Donahue vs. Michigan State, 10/27/2007
79	Jason Baker vs. Illinois, 9/26/1998
79	Joe Heppner vs. Wisconsin, 11/10/1973
76	Ryan Donahue vs. Northwestern, 11/3/2007
76	Jason Baker vs. Arizona State, 12/31/1997
75	David Bradley vs. Minnesota, 11/15/2003
75	Nick Gallery vs. Indiana, 10/14/1995
74	Jason Baker vs. Illinois, 10/14/2000
73	Ryan Donahue at Northwestern, 11/13/2010
73	Ryan Donahue vs. Northwestern, 11/07/2009
73	Nick Gallery vs. Ohio State, 10/26/1996
73	Nile Kinnick vs. Indiana, 10/7/1939
71	Ryan Donahue vs. Wisconsin, 10/23/2010
70	Nick Gallery vs. Purdue, 10/30/1993
70	Gary Kostrubala vs. Michigan State, 10/5/1985
69	Colten Rastetter vs. Northern Illinois, 9/1/2018
69	Jason Baker vs. Iowa State, 9/16/2000
69	Nick Gallery vs. Indiana, 10/12/1996
69	Reggie Roby vs. Purdue, 11/7/1981
69	Dan Matter vs. Illinois, 9/11/1976
68	Ryan Donahue at Purdue, 10/20/2007
61	Ryan Gersonde at Northwestern, 10/21/2017

NOTE: Players listed in boldface are current players.

Kickoff Returns

100	___	C.J. Jones vs. Southern California, 1/2/2003
100	___	Joe Williams vs. Notre Dame, 11/25/1961
100	___	George Rice vs. Purdue, 10/6/1951
99	___	Derrell Johnson-Koulianos at Ohio State, 11/14/2009
99	___	Norm Granger vs. Indiana, 10/10/1981
99	___	Bill Reichardt vs. Oregon, 10/29/1949
97	___	Dave Schick vs. Northwestern, 11/1/1975
95	___	Kerry Reardon vs. Northwestern, 11/9/1968
94	___	Jermelle Lewis vs. Michigan State, 10/12/2002
92	___	Jordan Cotton vs. Penn State, 10/20/2012
92	___	Levi Mitchell vs. Washington State, 9/27/1969
92	___	Henry Vollenweider vs. South Dakota, 9/30/1939
90	___	Kahlil Hill vs. Michigan State, 10/7/2000
88	___	Derrell Johnson-Koulianos at Minnesota, 11/27/2010
88	___	Kahlil Hill vs. Central Michigan, 9/5/1998
88	___	Dick Hoerner vs. Michigan, 11/28/1942
77	___	Bill Burkett vs. Nebraska, 11/9/1940
43	___	Ernest Crank vs. Northwestern, 11/14/1992

Punt Returns
(Does not include blocked punt returns)

95	___	Bill Happel vs. Minnesota, 11/17/1984
94	___	Bob Longley vs. Oregon, 10/29/1949
92	___	Tim Dwight vs. Indiana, 10/25/1997
90	___	Jovon Johnson vs. Ball State, 9/3/2005
89	___	Peter Marciano vs. Minnesota, 11/22/1986
86	___	Tim Dwight vs. Ohio State, 10/26/1996
83	___	Kevonte Martin-Manley vs. W. Michigan, 9/21/2013
83	___	Walner Belleus at Arizona State, 9/18/2004
83	___	Tim Dwight vs. Penn State, 10/19/1996
82	___	Paul Krause vs. Michigan, 11/17/1962
81	___	Andy Brodell vs. Iowa State, 9/13/2008
80	___	Gerald Mauren vs. Notre Dame, 11/21/1959
76	___	Earl Smith vs. Ohio State, 10/16/1954
72	___	Willie Fleming vs. Michigan, 11/1/1958
68	___	Harold Jasper vs. Oregon, 9/24/1994
67	___	Tony Collins vs. Illinois, 9/27/1997
65	___	C.J. Jones vs. Michigan, 10/27/2001
64	___	Karl Noonan vs. Oregon State, 9/25/1965
63	___	Kevonte Martin-Manley vs. W. Michigan, 9/21/2013
62	___	Kahlil Hill vs. Central Michigan, 9/5/1998
61	___	Kyle Groeneweg at Illinois, 11/17/2018
61	___	Tim Dwight vs. Michigan, 10/18/1997
58	___	Ed Hinkel vs. Northwestern, 11/2/2002
57	___	Kahlil Hill vs. Illinois, 9/26/1998
55	___	Riley McCarron at Illinois, 11/19/2016
55	___	Robert Smith vs. Purdue, 10/15/1983
44	___	Tim Dwight vs. Minnesota, 11/22/1997

Interception Returns

98	___	Tanner Miller vs. Northwestern, 10/15/2011
98	___	Adam Shada vs. Purdue, 10/7/2006
94	___	Brad Quast vs. Kansas State, 9/10/1988
94	___	Bobby Stearns vs. Montana, 10/2/1954
90	___	Rod Sears vs. Purdue, 10/22/1977
89	___	Brandon Snyder vs. Illinois, 10/7/2017
89	___	Shaun Prater vs. Tennessee Tech, 9/3/2011
88	___	Desmond King vs. Maryland, 10/31/2015
88	___	Bo Bower vs. North Texas, 9/26/2015
86	___	Tyler Sash vs. Indiana, 10/31/2009
85	___	Dick Gibbs vs. Indiana, 10/30/1965
81	___	Brian Wise vs. Kansas State, 9/10/1988
72	___	Micah Hyde vs. Missouri, 12/28/2010
70	___	Matt Bowen vs. Indiana, 10/25/1997
68	___	Christian Kirksey vs. Minnesota, 9/29/2012
66	___	Micah Hyde vs. Michigan State, 10/30/2010
62	___	Derek Pagel vs. Michigan State, 10/12/2002
60	___	J.P. Lange vs. Indiana, 10/25/1997
60	___	Tom Knight vs. Indiana, 10/14/1995
57	___	Amari Spivey at Minnesota, 11/22/2008
57	___	Tom Knight vs. Indiana, 10/12/1996
52	___	Josh Jackson at Wisconsin, 11/11/2017
47	___	Joe Slattery vs. Illinois, 9/26/1998
47	___	Jovon Johnson vs. Northern Iowa, 9/17/2005
47	___	Chad Greenway vs. Kent State, 9/04/2004
47	___	Chris Smith vs. Miami, OH, 9/08/2001
43	___	Josh Jackson at Wisconsin, 11/11/2017
41	___	Desmond King at Purdue, 10/15/2016
35	___	Desmond King vs. Indiana, 10/11/2014
35	___	B.J. Lowery vs. Western Michigan, 9/21/2013
34	___	Josey Jewell vs. North Texas, 9/26/2015
34	___	Jason Olejniczak vs. Wisconsin, 10/13/1990
33	___	Shaun Prater vs. Penn State, 10/2/2010
31	___	Plez Atkins vs. Northern Iowa, 9/09/1095
30	___	Amani Hooker vs. Ohio State, 11/4/2017
28	___	Tom Knight at Northwestern, 11/11/1995
24	___	Geno Stone at Penn State, 10/27/2018
23	___	Plez Atkins vs. New Mexico State, 9/30/1995
20	___	Broderick Binns at Arizona, 9/18/2010
18	___	Christian Kirksey at Indiana, 11/03/2012
17	___	John Lowdermilk vs. Nebraska, 11/28/2014
13	___	B.J. Lowery vs. Western Michigan, 9/21/2013
4	___	Parker Hesse at Nebraska, 11/27/2015

Fumble Returns

84	___	Dayton Perry vs. Purdue, 10/22/1960
72	___	Kevin Worthy vs. Akron, 8/31/2002
52	___	Christian Kirksey vs. Northern Illinois, 8/31/2013
51	___	Kerry Cooks vs. Iowa State, 9/10/1994
19	___	A.J. Epenesa at Illinois, 11/17/2018
9	___	Micah Hyde vs. Purdue, 11/10/2012

Blocked Field Goal Returns

87	___	LeVar Woods vs. Northern Illinois, 9/18/1999
85	___	Antwan Allen vs. Purdue, 10/05/2002

Blocked PAT Return

99	___	D.J. Johnson vs. Penn State, 9/28/2002
----	-----	--

NOTE: Players listed in boldface are current players.

NEWSPAPERS

Associated Press

Phone: 515-243-3281/1-800-453-2113
505 5th Ave., Suite 1000
Des Moines, Iowa 50309
Sports Editor: Luke Meredith
E-mail: lm Meredith@ap.org
Iowa City office: 319-337-5615

The Burlington Hawk Eye

Box 10, 800 S. Main St.
Burlington, Iowa 52601-0010
Phone: 319-754-8461
Sports Editor: TBA

Cedar Rapids Gazette

Phone: 319-398-8258
500 Third Ave. SE
Cedar Rapids, Iowa 52401
Iowa FB Writer: Marc Morehouse
E-mail: marc.morehouse@thegazette.com
Columnist: Mike Hlas
E-mail: mike.hlas@thegazette.com

Daily Iowan

Phone: 319-335-5848
E131 AJB
University of Iowa
Iowa City, Iowa 52242
Sports Editor: Anna Kayser
E-mail: anna-kayser@uiowa.edu

Des Moines Register

Phone: 515-284-8162
400 Locust St., Suite 500
Des Moines, Iowa 50309
Iowa FB Writer: Chad Leistikow
E-mail: cleistik@dmreg.com

Iowa City Press Citizen

Phone: 319-339-7367
123 N. Linn St., Suite 2E
Iowa City, Iowa 52245
Iowa Football Writer: Mark Emmert
E-mail: MEmmert@dmreg.com

Moline Dispatch

Phone: 800-272-6397/309-757-4974
1720 Fifth Ave.
Moline, Illinois 61265

Quad City Times

Phone: 1-800-437-4648
500 E. Third St.
Davenport, Iowa 52801
Iowa FB Writer: Steve Batterson
E-mail: sbatterson@qctimes.com
Sports Columnist: Don Dossie
E-mail: ddossie@qctimes.com
Sports Editor: Matt Coss
E-mail: mcoss@qctimes.com

Waterloo Courier

Phone: 319-291-1467/1-800-798-1702
100 E. 4th Street
Waterloo, Iowa 50704
Iowa FB Writer: Doug Newhoff
E-mail: Doug.Newhoff@wfcourier.com

TELEVISION

KCCI-TV (CBS)

Phone: 515-247-8812/515-247-8811
888 Ninth St.
Des Moines, Iowa 50309
Sports Director: Scott Reister
E-mail: sreister@hearst.com
E-mail: sports@kcci.com

KCRG-TV (ABC)

Phone: 319-398-8325 or
365-9999 or 1-800-332-5443
501 Second Ave. SE
Cedar Rapids, Iowa 52401
Sports Director: Scott Saville
E-mail: scott.saville@kcrq.com

KGAN-TV (CBS)

Phone: 319-730-6153/800-642-6140
600 Old Marion Road NE
Cedar Rapids, Iowa 52402
Interim Sports Director:
Zach Hanley
E-mail: zhanley@sbgvtv.com

KTIV-TV

Phone: 800-234-5848
Sioux City, Iowa
Sports Director: Brad Pautsch
E-mail: bpautsch@ktiv.com

KWQC-TV (NBC)

Phone: 563-383-7079
805 Brady St.
Davenport, Iowa 52803
Sports Director: Joey Donia
E-mail: news@kwqc.com

KWWL-TV (NBC)

Phone: 319-291-1290/
1-800-947-7746/319-291-1240
News Room
511 E. 5th St.
Waterloo, Iowa 50703
Sports Director: Rick Coleman
E-mail: rcoleman@kwwl.com

WHBF-TV (CBS)

Phone: 309-786-5441, ext. 150
231 18th St.
Rock Island, Illinois 61201
Sports Director: Jay Kidwell
Iowa Reporter: Adam Rossow
E-mail: arossow@whbf.com

WHO-TV (NBC)

Phone: 515-242-3739/1-800-835-1313
1801 Grand Ave.
Des Moines, Iowa 50308
Sports Director: Keith Murphy
E-mail: Sports@whotv.com

WOI-TV (ABC)

Phone: 515-457-9645, ext. 137
3903 West Town Parkway
West Des Moines, Iowa 50266
Sports Director: Jon Schaeffer
E-mail: jschaeffer@weareiowa.com

WQAD-TV (ABC)

Phone: 309-736-3325/736-3300
3003 Park 16th St.
Moline, Illinois 61265
Sports Director: Matt Randazzo
E-mail: matt.randazzo@wqad.com

RADIO

KCIJ

Phone: 319-354-1242
PO Box 2118
Iowa City, Iowa 52244
Sports: Tommy Lang
E-mail: tommylang1630@gmail.com
E-mail: kcijam@gmail.com

KGMY

Phone: 319-363-2061
1110 26th Ave. SW
Cedar Rapids, Iowa 52404
Sports Director: Scott Unash
E-mail: scott.unash@1600espn.com

KKRQ

Phone: 319-395-0530/319-329-3714
iHeartMedia
Cedar Rapids/Iowa City
Senior VP of Programming: JJ Cook
E-mail: JJCook@iheartmedia.com

KMRY

Phone: 319-393-1450
1957 Blairs Ferry Road NE
Cedar Rapids, Iowa 52402
Sports: Jim Ecker
E-Mail: Sports@kmryradio.com

KRUI

Phone: 319-335-9525/508-244-1852
379 IMU
Iowa City, Iowa 52242
Sports Director: Miles Klotz
E-mail: mklotz@krui.fm

KXIC

Phone: 319-354-9500
1 Stephen Atkins Drive
Iowa City, Iowa 52240
Program Director: Mark Pitz
E-mail: MarkPitz@iheartmedia.com

KXNO

Phone: 515-245-8851/515-245-8900
2141 Grand Ave.
Des Moines, Iowa 50312
Program Director: Andrew Downs
E-mail: AndrewDowns@iheartmedia.com

RADIO IOWA

Phone: 515-282-1984
2700 Grand Ave., Suite 103
Des Moines, Iowa 50312
Sports Director: Todd Kimm
E-mail: tkimm@learfield.com
Reporter: Dar Danielson
E-mail: DDanielson@learfield.com

WHO

Phone: 515-245-8900
2141 Grand Ave.
Des Moines, Iowa 50312
Program Director: Mike Dorwart
E-mail: mike@WHORadio.com

WMT

Phone: 319-395-0530/800-933-7767
600 Old Marion Rd. NE
Cedar Rapids, Iowa 52402
Program Director: Randy Lee
E-mail: RandyLee@wmradio.com
Sports: Andy Petersen
E-mail: andypetersen@iheartmedia.com

WEBSITES

AllHawkeyes.com

Editor: Pat Harty
E-Mail: AllHawkeyesPat@gmail.com
Phone: 319-359-8603

HawkeyeInsider.com

Writer: David Eickholt
Email: david.eickholt@gmail.com
Phone: 435-668-9657
Contributor: Sean Bock
Email: seanbock4@gmail.com
Phone: 630-210-2633

HawkeyesMic.com

Editor/Publisher: John Patchett
E-Mail: john@hawkeyesmic.com
Reporter: Tyler Tjelmeland
E-Mail: tyler@hawkeyesmic.com
Reporter: Jack Brandsgard
E-Mail: jbrandsgard@hawkeyesmic.com
Phone: 319-800-9100/866-744-2957

HawkeyeNation.com

Iowa Reporter: Rob Howe
E-Mail: robhoweh@iheartmedia.com
Phone: 319-621-4850

HawkeyeReport.com

Editor: Tom Kakert
E-mail: Tkakert@aol.com
Phone: 563-508-4641

TheAthletic.com

Writer: Scott Dochterman
E-Mail: sdochterman@theathletic.com
Phone: (816) 752-0780

Voice of the Hawkeyes

Editor: Todd Brommelkamp
E-mail: editor@voiceofthehawkeyes.com
Phone: 319-530-2272

The Iowa Hawkeyes play their home football games in Kinnick Stadium (capacity 69,250), located on the west campus in the heart of the University's athletic complex. It is a few minutes drive from Interstate 80 and 380 and is less than 30 minutes from the Eastern Iowa Airport in Cedar Rapids.

The Paul J. Brechler Press Box is on the west side and accessible by elevator or stairs. The facility is named in honor of the former UI athletic director (1947-60). It was completed prior to the 2006 season as part of the two-year, \$90 million renovation of Kinnick Stadium.

The four-level facility extends from goal line to goal line. The media section, including the press section, radio and television booths and game management operations, are located on the fourth level. Level one includes private suites and indoor club seating, level two includes outdoor club seating and level three is private suites.

Refreshments and snacks are available throughout each game. A pregame meal is served for the media, as well as sandwiches postgame.

Ferentz Conferences/Interview Requests - Coach Kirk Ferentz holds a media conference each Tuesday during the season in the Stew and LeNore Hansen Football Performance Center. Players are also available, upon request, each Tuesday.

Player requests must be made following each game, either after a Saturday game or by 9 a.m. (CT) Sunday morning, for the following week. Out of town media should contact the UI Athletic Communications office on Mondays to arrange telephone interviews.

Coach Ferentz is available each Tuesday during the Big Ten Conference coaches teleconference (11:40 a.m., CT), and, is also available via teleconference for visiting media outlets. Those teleconferences are held each Tuesday. Contact UI Athletic Communications for the teleconference times, phone number and passcode.

Credentials - Season and single-game credential requests for Iowa football may be requested online. Please apply for credentials at hawkeyesports.com/media, or contact Traci Wagner (traci-wagner@hawkeyesports.com, 319-335-9411) for instructions. Season requests must be received by Aug. 9, to assure a season seat in the press box.

Once a credential request is submitted, you will receive an automatic reply stating that your request has been received. You will receive another notification when your request has been approved or denied. Credentials will be mailed if the request is received 10 days prior to a game. Credentials may also be picked up in the Athletic Communications office before 2 p.m. on the Friday prior to game day, or left at the media Will Call gate (Gate I, northeast corner) at Kinnick Stadium on game day. Late requests that cannot be picked up in advance will not include parking.

Reporters may not use a credential to cover the game for another newspaper, television station, radio station or internet site. Failure to comply will result in both agencies credentials being revoked for the entire season.

Credential language, which appears on all credentials issued for Iowa football, is printed on the following page of this guide. All rules and regulations listed are enforced by the University of Iowa Athletics Department and the Big Ten Conference.

Parking - Requests for parking should be made when requesting credentials online. Media parking is located in Ramp 3 at the northeast corner of Kinnick Stadium (corner of Hawkins Drive and

Evashevski Drive), or Ramp 4, east of the southeast corner of the stadium (South Grand Avenue).

To access Ramp 3 (address is 800 Evashevski Drive, Iowa City), you must approach Ramp 3 from the north on Hawkins Drive, as Hawkins Drive is closed to traffic between Evashevski Drive and Melrose Avenue 2.5 hours prior to kickoff.

For best access to Ramp 4 (address is 39 South Hospital Drive), use Melrose Avenue from the west, turn left on South Grand Avenue, and turn left into Ramp 4. From the east, use Grand Avenue from Riverside Drive and turn right into Ramp 4 from South Grand Avenue.

Television stations needing satellite truck parking must contact Traci Wagner (319-335-9411) early in the week prior to that Saturday's game, to make arrangements. Truck parking is located outside the southeast corner of Kinnick Stadium (Gate M) adjacent to Hawkins Drive.

Media Entrances - Members of the media are encouraged to enter Kinnick Stadium at the northeast corner of the stadium (Gate I, immediately across from Ramp 3) and proceed through the north and west concourses to elevator F, located at the midway point of the west stands. Media may also enter through Gate F on the west side of Kinnick Stadium.

Photo/TV Credentials - Photo credentials must be requested following the same guidelines as mentioned above. A photo room is located at the northeast corner of the Kinnick Stadium playing field (please note new location). Photo credentials must be presented in order to receive a vest for sideline photography. Entrance to the photo room from the playing field is at the northeast corner of the field. From the concourse, use the stairs in the north end of the east stands (near Gate I).

Photo vests must be checked out from the photo room and worn to allow access to the playing field. Vests must be returned to the photo room 10-15 minutes following the conclusion of each game.

For television crews, one credential issued to each outlet will have access to the fourth level of the press box, although television stations are not allowed to video tape from the press box. TV camera personnel on the sidelines must adhere to all sideline policies. Each television crew will be provided one credential granting access to the fourth level of the press box, although a press box seat is not assigned.

An overhead high 50 press box angle of the game from the HawkVision video boards in Kinnick Stadium may be obtained by contacting in advance: Mike Moriarity (mike-moriarity@uiowa.edu).

Services - Complete play-by-play, halftime statistics, final team and individual stats, complete defensive stats, drive charts, participation charts and quotes from both head coaches are available following each home game. Stat Broadcast is available for each home game via statbroadcast.com (password required).

The Kinnick Stadium press facility closes four hours following the conclusion of postgame press conferences.

Telephones - Iowa provides a limited number of telephones in the main press box area for use on a first-come, first-serve basis. Media requiring their own phone lines should call 319-335-2945 and ask for a work order clerk.

High Speed Internet Access - Hard wire high speed internet access is available at every media seat in the Kinnick Stadium press box. Wireless internet access is available, with a username and password, both in the press box and in the postgame interview

rooms. Please ask for IT assistance in the press box should you need wireless access on game day.

Postgame Information via E-Mail - All game statistics, notes, and quotes are e-mailed from Kinnick Stadium following Iowa home games when requested. This information is filed in PDF format and is sent within 30-45 minutes following home games. To receive this information, contact a member of the Iowa Athletic Communications staff. This information is also posted on the Iowa website, hawkeyesports.com, following each home game.

Press Conference Transcripts - Transcripts of Tuesday press conferences and home game postgame press conferences with Coach Kirk Ferentz, are provided by ASAP Transcripts. Transcripts of Ferentz press conferences are available for download via hawkeyesports.com and e-mail.

Accommodations - A directory of hotels, motels, restaurants and available air transportation can be found on page 254 of this guide. The UI Athletic Communications office does offer assistance in securing hotel rooms in the area upon request. Contact Rhonda Wetjen in the UI Athletic Communications office (319-335-9411) for reservations.

Postgame Interviews - Members of the media should contact Steve Roe or Matt Weitzel with player requests prior to leaving the press box. UI Athletic Communications staff will be departing the press box with approximately five minutes remaining in the game.

Both team locker room facilities are located beneath the south end zone stands. All player and coaches interviews will take place in the designated media rooms. You may follow a member of the UI Athletic Communications staff from the press box or ask for directions on getting to the postgame media rooms.

Both head coaches are available (in different interview rooms) following the cooling off period, with player interviews to follow. Coach Ferentz' postgame comments are televised on the monitors in the media section of the Brechler press box and the photo room. Quotes from both head coaches are distributed following the interview sessions.

The Iowa locker room is closed to the media. Selected Iowa players are available in the Iowa interview room.

Field Access - Credentialed members of the media are allowed field access up to 45 minutes prior to kickoff. Members of the media are not allowed field access during the game until five minutes or less remain in the contest. Members of the media will be held at the northwest corner of the playing field until under two minutes remain, and will then be allowed to proceed immediately to the north end zone for postgame interviews.

Recruit Interviews - The University of Iowa is committed to full compliance with NCAA Division I rules, and per NCAA Rule 13.10.1, members of the media are not allowed to have any type of in-person, face-to-face contact with a prospective student-athlete and/or interview a prospective student-athlete (either by telephone or any other communication medium) while that prospective student-athlete is visiting the University of Iowa in conjunction with our athletics programs (i.e., official or unofficial visits).

Any violation of this rule falls solely on the University of Iowa. Therefore, if a member of the media is unable to adhere to this rule and becomes a liability, the University of Iowa will retain the right to revoke media credentials.

The Hawkeye Radio Network - Fans of the University of Iowa following the Hawkeyes on radio can tune in on their favorite station throughout the state of Iowa and the Midwest.

The radio voice of the Hawkeyes is Gary Dolphin, a Cascade, Iowa native who handles all play-by-play action of both Iowa football and men's basketball. In addition, Dolphin also serves as the host of the weekly coach's shows during the season with football Coach Kirk Ferentz and men's basketball Coach Fran McCaffery. Dolphin is a three-time Iowa Sportscaster of the Year. He is in his 23rd year of broadcasting Iowa football and basketball on the Hawkeye Radio Network. Dolphin, overall, is in his 47th year of play-by-play broadcasting, which includes seven years of broadcasting basketball games for Northwestern University. He served as the Network Television Coordinator for the Chicago Bears from 1989-99.

Dolphin is joined on all University of Iowa football broadcasts by former Hawkeye and NFL great Ed Podolak. A native of Atlantic, Iowa, Podolak was a three-year letterman for the Hawkeyes (1966-68) as a quarterback and running back. He enjoyed a lengthy professional career with the Kansas City Chiefs and is a member of the Chiefs Hall of Fame. He has been a part of Iowa football broadcasts for 37 years and over 445 games. Iowa's sideline reporter is Rob Brooks, son of Hall of Fame broadcaster, Bob Brooks.

The Hawkeye Radio Network, a production of Learfield Communications, Inc. of Jefferson City, Missouri, blankets the state of Iowa and bordering states with more than 50 stations providing live coverage. The Hawkeyes can also be heard on the World Wide Web (hawkeyesports.com) via Hawkeye All-Access, and on Sirius and XM satellite radio.

Credential Language - The following is the information printed on the University of Iowa game day media credential. All rules and regulations listed are enforced by the University of Iowa Athletics Department and the Big Ten Conference.

This working credential is subject in all respects to the Media Credential Criteria and Policies set forth by the Big Ten Conference as in effect from time to time. This working credential is issued for the sole purpose of providing facility access to an accredited agency's employee who has a legitimate working function (media or game service) in conjunction with this event. It is non-transferable and non-assignable and any duplication or alteration of this document is prohibited. Any unauthorized use of this credential subjects the bearer to ejection from the facility and prosecution for criminal trespass. Any secondary use of any picture, photograph, audio description, video, film/tape, drawing or other description of a game taken or made by the accredited organization or individual to whom this credential has been issued (including, but not limited to use in delayed editorial or non-editorial advertising, sales promotion or merchandising) is prohibited without prior specific written approval of the Big Ten Conference. Nothing in these terms and conditions authorizes or allows bearer to violate any of the trademarks, copyright and other proprietary rights of the Big Ten Conference. A maximum of two minutes (2:00) of game video footage (without audio) may be utilized during the 96 hours following the conclusion of the game solely within regularly scheduled bona fide news programming distributed via television, including such television programming simulcast on the internet, wireless or other forms of media, but otherwise may not be distributed on the internet, wireless or other forms of media.

ACCEPTANCE OF THIS CREDENTIAL CONSTITUTES AGREEMENT BY THE BEARER AND HIS OR HER ORGANIZATION TO ABIDE BY THE FOREGOING CONDITIONS.

Air Transportation from Eastern Iowa Airport

Allegiant Air _____	702-505-8888	Frontier Airlines _____	800-432-1359
American Airlines _____	800-433-7300	United Airlines _____	800-864-8331
Delta Airlines _____	800-221-1212		

Hotels/Motels - Area Code is 319


AmericInn, 2597 Holiday Rd., Coralville _____	625-2400
Baymont Inn & Suites, 200 6th St., Coralville _____	337-9797
Clarion Highlander Hotel, 2525 N. Dodge St., Iowa City _____	354-2000
Comfort Inn, 214 W. 9th St., Coralville _____	337-8382
Comfort Suites, 2431 James St., Coralville _____	338-3400
Country Inn & Suites, 2571 Heartland Pl., Coralville _____	545-8464
Days Inn & Suites, 704 1st Ave., Coralville _____	351-0400
Drury Inn & Suites, 815 1st Ave, Coralville, IA 52241 _____	337-4891
Dutch Country Inn, 110 E. Ave., Kalona _____	656-3611
Graduate Iowa City Hotel, 210 S. Dubuque St., Iowa City _____	337-4058
Hampton Inn, 1200 1st Ave., Coralville _____	351-6600
Hampton Inn, 4 Sturgis Corner Dr., Iowa City _____	339-8000
Heartland Inn, 87 2nd St., Coralville _____	351-8132
Heritage Inn Amana Colonies, 2185 U Ave., Williamsburg _____	668-2700
Hilton Garden Inn, 328 S Clinton St, Iowa City _____	248-6100
Holiday Inn Express Hotel & Suites, 970 25th Ave., Coralville _____	625-5000
Homewood Suites by Hilton, 921 E. 2nd St., Coralville _____	338-3410
Home2 Suites by Hilton, 740 Coral Ridge Ave, Coralville _____	337-5011
HotelVetro Studio Suites, 201 S. Linn St., Iowa City _____	337-4961
Hyatt Place, 255 E Court St, Iowa City _____	569-2780
Iowa House Hotel, 121 Iowa Memorial Union, Iowa City _____	335-3513
MainStay Suites, 2491 Holiday Rd., Coralville _____	625-2200
Marriott Hotel and Conference Center, 300 E. 9th St., Coralville _____	688-4000
Quality Inn, 209 W. 9th St., Coralville _____	351-8144
Radisson Hotel, 1220 1st Ave., Coralville _____	351-5049
Ramada Williamsburg, 2211 U Ave., Williamsburg _____	668-1175
Residence Inn by Marriott, 2681 James St., Coralville _____	338-6000
Riverside Golf Resort, 3184 Hwy. 22, Riverside _____	648-1234
Sleep Inn & Suites, 485 Madison Ave. N, North Liberty _____	665-2700
SpringHill Suites, 1001 25th Ave, Coralville _____	625-1001
Super 8 Motel, 611 1st Ave., Coralville _____	337-8388
The Hotel at Kirkwood Center, 7725 Kirkwood Blvd. SW, Cedar Rapids _____	848-8700
Travel Lodge, 2216 N. Dodge St., Iowa City _____	351-1010

Dining Options

For complete listings of restaurants in the Iowa City-Coralville area, please visit:

<http://www.thinkiowacity.com/restaurants>

<http://downtowniowacity.com/eat-drink>



In Memory

John Raffensperger

John Raffensperger, University of Iowa volunteer assistant track coach and long-time Iowa high school educator and Hall of Fame track and field coach, died April 22, 2019. He was 78.

Raffensperger worked on the Iowa football and basketball statistical crews for 50 years. In 2012, he was named an honorary letterwinner at the University of Iowa. His father, Leonard Raffensperger, was Iowa football head coach from 1950-51.

The man known to many as "Raff" is regarded as one of the greatest high school track and field coaches in the state of Iowa. As head coach of Iowa City High School, he became the first coach to win 10 Iowa high school state championships. He was elected to the Iowa Track Coaches Hall of Fame in 1997 and retired in 2003. Iowa City High's track is named John Raffensperger Track.

Raff returned to the track in 2007, joining the Hawkeye program with former prep standout and current Iowa head coach Joey Woody. He served on the Hawkeye coaching staff for 13 years.

He and his wife, Sharon, were married more than 50 years and lived in Iowa City. They have two sons and three grandchildren.



The Hawkeye Visions Endowment Program: Hawkeye Visions is an on-going campaign, which seeks to build an endowment capable of covering the cost, via earnings, of UI student-athlete scholarships. The program currently includes over 200 scholarships ranging from fully endowed scholarships, partially endowed, in development or scholarships pledged via an estate gift. The following Visionary and Leadership Scholarships will be awarded for the 2019-20 academic year.

Visionary Level Scholarships

Beth and Bob Allsop Point Guard Scholarship
John and Ruth Beckman Scholarships
Ray Carlson Lineman Scholarship
Mark C. Falb Quarterback Scholarship
Bill and John Fenton Football Scholarship
George C. and Nora Foerstner Memorial and Alex A. and JoAnn F. Meyer Football Scholarships
Russ and Ann Gerdin Family Football Scholarships
Russ and Ann Gerdin Family Men's Basketball Scholarships
Russ and Ann Gerdin Family Women's Basketball Scholarship
Russ and Ann Gerdin Family Wrestling Scholarship
Russ and Ann Gerdin Family Athletic Scholarship
Leonard A. and Marlene S. Hadley Center Football Scholarship
Mike "Hammer" Hammond Football Scholarship Fund
Robert G. and Annalee Jacoby Hockridge Wrestling Scholarship
Jim and Rhonda Juhlin Men's Basketball Scholarship

Nile Kinnick Leadership Scholarship
Mary Lee Hawkeye Spirit Scholarships
Gus and Theo Mastrogany Football End Scholarship
Robert W. and Jean C. Otilie Athletic Scholarships
Ned and Reba Postels Family Men's Basketball Scholarship
James Rohweder Baseball Second Baseman Scholarship
James Rohweder Softball Second Baseman Scholarship
Keith and Justine Schulte "6th-Man" Men's Basketball Scholarship
John and Peg Slusher Softball Catcher Scholarship
Roland and Esther Smith Men's Athletic Scholarships
Roland and Esther Smith Women's Athletic Scholarships
Arthur E. Stanley Football Scholarships
Chris Street Memorial Men's Basketball Scholarship
Dale L. Tieden Football Scholarships
Henry B. and Patricia B. Tippie Athletic Scholarships
Dr. Virginia M. Weimar Women's Basketball Scholarship
Jim and Susan Woods Offensive Lineman Scholarship

Leadership Level Scholarships

Dr. C.F. "Larry" and Lois Barrett Football Scholarship
Micheal and Patricia Beal Women's Basketball Scholarship
P. Sue Beckwith, M.D., Women's Basketball Scholarship
P. Sue Beckwith, M.D., Rowing Scholarship
Warren and Harriet Berman Family Football Scholarship
Warren and Harriet Berman Family Men's Basketball Scholarship
Mike Boddicker Baseball Scholarship
Lester Bookey Memorial Scholarship
Patty and Tom Buroker Football Scholarship
Thomas L. Cardella Football Scholarship
B. W. "Wayne" Carpenter Family Football Scholarship
Carver Scholarship/Slater Award
Gene and Jennie Clay Football Scholarship
John and Mary Ann Colloton Men's Basketball Scholarship
John and Mary Ann Colloton Football Scholarship
John and Mary Ann Colloton Women's Basketball Scholarship
John and Mary Ann Colloton Wrestling Scholarship
Catherine Nackle Cooper Men's Basketball Scholarship
Brad and Peggy Davis Golf Scholarship
Tom and Shari Davis Men's Basketball Manager Scholarship
Doran Family Gymnastics Scholarship
C. W. "Bump" Elliott Football Scholarship
Dr. Brent and Ellen Feller Men's Basketball Scholarship
John Ferentz Memorial Football Scholarship
Fitzgerald Family Women's Basketball Scholarship
Hayden Fry Captain's Scholarship
Eugene and Pat Gauron Women's Tennis Scholarship
Al Grady Memorial Football Scholarship
Carol Hauptert Football Scholarship
Donald W. and Marilyn Heineking Baseball Scholarship
Donald W. and Marilyn Heineking Football Scholarship
Donald W. and Marilyn Heineking Men's Cross Country/Track Scholarship
Donald W. and Marilyn Heineking Men's Basketball Manager's Scholarship
Donald W. and Marilyn Heineking Softball Scholarship
Donald W. and Marilyn Heineking Volleyball Scholarship
Donald W. and Marilyn Heineking Women's Basketball Scholarship
Donald W. and Marilyn Heineking Wrestling Scholarship
Theo and Glenda Hitchens Football Scholarship
Theo and Glenda Hitchens Men's Basketball Scholarship
James Hoak Men's Golf Scholarship
Iowa Style Wrestling Scholarship
Richard O. Jacobson Football Scholarship
Johnson County I-Club Football Scholarship
Johnson County I-Club Wrestling Scholarship
Bud and Georgia Johnson Women's Basketball Scholarship
Bud and Georgia Johnson Volleyball Scholarship
Nile Kinnick Memorial Scholarships
Nile Kinnick Scholarship for Women
Ron Kirchhoff Men's Basketball Scholarship
Don and Joyce Klimes Football Scholarship
W. A. Krause Football Scholarship
Gary Kurdelmeier Wrestling Scholarship
Robert and Dorothy Lee Scholarship
Michael and Chelle Lehman Volleyball Scholarship
Jack and Ailene Liechty Men's Golf Scholarship
Jack and Ailene Liechty Football Scholarship

Jack and Ailene Liechty Men's Basketball Scholarship
Jack and Ailene Liechty Women's Basketball Scholarship
Linn County I-Club Football Scholarship
Lohaus Men's Basketball Scholarship
Paul Mason Memorial Scholarship
Bob and Jo Lynne Meskimen Family Football Scholarship
Monday Morning Quarterback Club Football Scholarship
Terry and Susan Mulligan Football Scholarship
Terry and Susan Mulligan Men's Swimming Scholarship
Bucky O'Connor Men's Basketball Scholarship
Bucky O'Connor Men's Golf Scholarship
Dennis and Donna Oldorf Athletic Scholarship
Robert and Ruth Bywater Olson Football Scholarship
Bob and Dorothy Otto Football Scholarship
Dave Paulson Baseball Scholarship
Whitey and Grace Piro Football Scholarship
William and Kay Pitlik Wrestling Scholarship
William and Kay Pitlik Football Scholarships
William and Kay Pitlik Softball Scholarship
William and Kay Pitlik Women's Basketball Scholarship
William and Kay Pitlik Field Hockey Scholarship
Polk County I-Club Football Scholarship
Polk County I-Club Softball Scholarship
Rigler Family Football Scholarship
Bob Root Memorial Football Scholarship
Stella Wolff Sanford Women's Scholarship
Douglas D. Schnoebelen Women's Basketball Scholarship
John and Dorothy Sill Wrestling Scholarship
Val, Marilyn and Gary Skarda Family Baseball Scholarship
Betty and Bob Stein Family Swimming Scholarship
Professor Ralph I. and Barbara G. Stephens Women's Basketball Scholarship
Marshall Stewart Athletic Scholarship
Dennis and Janice Oliver Strang Football Scholarship
John Streif Men's Basketball Scholarship
Ben Trickey Memorial Scholarship
Raymond K. and Susan K. Vawter Football Scholarship
W. David Ward Football Scholarship
George Wine Sports Information Scholarship
Earl and Edna Yoder Football Scholarship

The Hawkeye Visions Endowment Program: Investing in a Winning Future!

To make a gift or for more information about the Hawkeye Visions Endowment Program, please contact Director of Development Sloane Tyler at (319-467-3736), Sloane.Tyler@foriowa.org, or (800) 648-6973. Please visit jointheclub.com for more information. The UI Center for Advancement is the preferred channel of support for private contributions to all areas of the University of Iowa.

Athletic Endowed Scholarship Gift Minimums

Visionary Scholarships require a gift of at least \$1,000,000

Naming example: The Jane Doe Women's Basketball Point Guard Scholarship

Leadership Scholarships require a gift of at least \$500,000

Naming example: The Doe Family Baseball Scholarship

Sustaining Scholarships require a gift of at least \$100,000

Naming example: The John and Jane Doe Athletic Scholarship

The Athletic Communications Office is located in Suite S300 in Carver-Hawkeye Arena. The office phone number is 319/335-9411.

Your hosts in the Paul J. Brechler Press Box include UI Athletic Communications staff members Steve Roe, James Allan, Chris Brewer, Jack Rossi, Traci Wagner and Matthew Weitzel, along with Darren Miller, director of content, Brian Ray, UI athletics director of photography and assistant director of photography Stephen Mally. The Athletic Communications staff also includes interns Shane Sturtz and Hannah Ossman, and student staff members Sam Basler, Andrew Breitfelder, Natalie Iacopetti, Hannah Myers, Grace Tafolla, Bailey Turner, and Peter Zucker.

Roe was named Director of Athletic Communications in July, 2011, after serving as interim director for one year. He joined the Hawkeye staff in 1990 and was named associate director in 1997. The Iowa City native earned his bachelor's degree from Buena Vista University and his master's degree from Northeast Louisiana University. Steve and his wife, Janet, have a daughter, Nike, and a son, James, two granddaughters, Teagan (14) and Lydia (6), and a grandson, Jack (9). Both Nike (law degree) and James (bachelor's degree) earned degrees from the University of Iowa.

Wagner is in her 21st year as an assistant after previously serving as a student assistant for four years and as an intern for two years. A native of Iowa Falls, Wagner earned her bachelor's degree in 1997 with a double major in journalism and communication studies. Traci and her husband, Jason, have a son, Nick, and a daughter, Sydney.

Weitzel was named associate director in July, 2012, after serving as assistant director since 1998. Weitzel graduated from the University of Iowa in 1997 with a bachelor's degree in journalism and mass communication, with an emphasis in business. The native of Mundelein, Illinois, was a student in the sports information office for three years. Weitzel and his wife, Carrie, live in Iowa City.

Brewer was named associate director in 2016 after serving as an assistant director since 2009. He was named Division I Wrestling Sports Information Director of the Year by the National Wrestling Media Association (NWMA) in 2016. In 2004, the Iowa City native earned his English degree from the University of Iowa and served as a graduate assistant with the Detroit Lions media relations department. He and his wife, Brooke, have a daughter, Elyse, and a son, Del.

Miller was named director of athletic content in 2016 after serving as director of new media in the University of Iowa athletics department for 10 years. Prior to that, Miller spent nearly 20 years working in the newspaper and sports information professions. He is a 1984 graduate of Tipton (Iowa) High School and a 1988 graduate of Wartburg College, majoring in communication arts (journalism/public relations). Miller and his wife, Ann, have four children: Ashley, Melissa, Brittney and Kyle, and one grandson, Ryker.

Allan was named associate director of content in 2016 follow-

ing seven years as a full-time assistant. It is Allan's second stint in the office, as he served as a student assistant from 2000-04. Allan returned to Iowa City after serving as the sports information director at the University of Missouri-Kansas City from 2005-10, and as the athletics media relations intern at Texas Christian University in 2004-05. The Hampton, Iowa, native earned his bachelor's degree in journalism from the University of Iowa in May, 2004. He and his wife, Mary Ann, have four children, Jonathan, Will, Eleanor, and Olivia.

Ray joined the UI athletics department in December, 2013, as serves as the athletics department director of photography. Ray previously was the Iowa City chief photographer and senior visual journalist for the Cedar Rapids Gazette and is a Davenport, Iowa native. Ray earned a bachelor's degree from Iowa in journalism and psychology in 2002. Brian and his wife, Joanna, have a son, Boston, and a daughter, Joslynn.

Rossi joined the staff as a fulltime member in June, 2018. He served as a student assistant in the Athletic Communications office as an undergraduate and as an intern for two years. Rossi is a native of Gurnee, Illinois, and earned his bachelor's degree from Iowa in Journalism in 2016.

Mally is in his first year as assistant director of photography for the athletics department. Prior to joining the Hawkeye staff Stephen was a staff photographer at the Cedar Rapids Gazette.



**Steve
Roe**



**James
Allan**



**Chris
Brewer**



**Stephen
Mally**



**Darren
Miller**



**Brian
Ray**



**Jack
Rossi**



**Traci
Wagner**



**Matthew
Weitzel**

George Wine Scholarship Benefits University of Iowa Student Interns



Dr. Barrie Anderson, spouse of former University of Iowa Sports Information Director George Wine, has established the George Wine Memorial Scholarship Fund. The fund provides a scholarship each semester to a senior student intern who is employed in the UI Athletic Communications office. Wine served as Iowa's Sports Information Director from 1968-1993.



*fight for
Iowa*



2019 Iowa Football Leadership Group



Heroes Game



Cy-Hawk



Outback Bowl



Floyd of Rosedale

