

Overall: 20-13

Big Ten: 9-9

Home: 13-4

Away: 4-6

Neutral: 3-3

Date	Opponent	Result	Attend.	Top Scorer	Top Rebounder
Nov. 8	UNC Wilmington	W, 82-39	15,293	14, Jarrod Uthoff	7, McCabe, Uthoff, Olaseni
Nov. 10	Nebraska-Omaha	W, 83-75	14,271	20, Aaron White	15, Aaron White
Nov. 14	Maryland Eastern Shore	W, 109-63	13,374	22, Aaron White	11, Jarrod Uthoff
Nov. 17	Abilene Christian	W, 103-41	14,733	27, Roy Devyn Marble	7, Aaron White
Nov. 22	Penn	W, 86-55	15,400	19, Jarrod Uthoff	8, Adam Woodbury
^ Nov. 28	vs. Xavier	W, 77-74 (OT)	2,258	30, Roy Devyn Marble	11, Gabriel Olaseni
^ Nov. 29	vs. UTEP	W, 89-53	2,664	17, Aaron White	10, Jarrod Uthoff
^ Nov. 30	vs. Villanova	L, 83-88 (OT)	2,593	24, Roy Devyn Marble	6, Melsahn Basabe
\$ Dec. 3	Notre Dame	W, 98-93	15,400	20, Aaron White	7, Aaron White
# Dec. 7	vs. Drake	W, 83-66	14,512	15, Melsahn Basabe	9, Jarrod Uthoff
Dec. 9	Fairleigh Dickinson	W, 92-59	13,501	14, Gabriel Olaseni	11, Melsahn Basabe
+ Dec. 13	at #16 Iowa State	L, 82-85	14,384	25, Aaron White	17, Aaron White
Dec. 22	Arkansas-Pine Bluff	W, 86-61	15,400	16, Jarrod Uthoff	7, Zach McCabe
* Dec. 31	Nebraska	W, 67-57	15,400	15, Roy Devyn Marble	8, Roy Devyn Marble
* Jan. 5	at #4 Wisconsin	L, 71-75	17,249	27, Roy Devyn Marble	9, Melsahn Basabe
* Jan. 9	Northwestern	W, 93-67	14,016	18, Aaron White	10, Basabe, White
* Jan. 12	at #3 Ohio State	W, 84-74	18,809	22, Roy Devyn Marble	10, Melsahn Basabe
* Jan. 19	Minnesota	W, 94-73	15,400	18, Aaron White	7, Basabe, Olaseni
* Jan. 22	at #21 Michigan	L, 67-75	12,707	17, White, Basabe	7, Aaron White
* Jan. 25	at Northwestern	W, 76-50	8,117	14, Marble, Olaseni	10, Gabriel Olaseni
* Jan. 28	#6 Michigan State	L, 69-71 (OT)	15,400	21, Roy Devyn Marble	7, Aaron White
* Feb. 1	at Illinois	W, 81-74	16,618	17, Roy Devyn Marble	12, Gabriel Olaseni
* Feb. 4	#25 Ohio State	L, 69-76	15,400	16, Mike Gesell	7, Aaron White
* Feb. 8	#10 Michigan	W, 85-67	15,400	26, Roy Devyn Marble	10, Melsahn Basabe
* Feb. 15	at Penn State	W, 82-70	10,428	16, Melsahn Basabe	8, Melsahn Basabe
* Feb. 22	#16 Wisconsin	L, 74-79	15,400	21, Roy Devyn Marble	7, Aaron White
* Feb. 25	at Minnesota	L, 89-95	14,625	24, Roy Devyn Marble	9, Aaron White
* Feb. 27	at Indiana	L, 86-93	17,472	20, Roy Devyn Marble	9, Aaron White
* March 2	Purdue	W, 83-76	15,400	21, Roy Devyn Marble	10, Aaron White
* March 6	at #22 Michigan State	L, 76-86	14,797	24, Roy Devyn Marble	3, Woodbury, Olaseni, Uthoff
* March 8	Illinois	L, 63-66	15,400	12, Aaron White	8, Aaron White
% March 13	vs. Northwestern	L, 62-67	18,596	25, Roy Devyn Marble	9, Jarrod Uthoff
& March 19	vs. Tennessee	L, 65-78	11,534	16, Adam Woodbury	8, Adam Woodbury

^ - Battle 4 Atlantis -- Paradise Island, Bahamas

\$ - Big Ten / ACC Challenge

+ - Iowa Corn Cy-Hawk Series

- Hy-Vee Big Four Classic -- Des Moines, Iowa

* - Big Ten Conference Game

% - Big Ten Tournament -- Indianapolis

& - NCAA Tournament -- Dayton, Ohio

Attendance Summary	Games	Totals	Average
Home	17	254,588	14,976
Away	10	145,206	14,520
Neutral	6	52,157	8,693
Totals	33	451,951	13,695

OVERALL GAMES: 20-13

Player	G-GS	FG-FGA	PCT	3-pt.			FT-FTA	PCT	REB	AVG	PF-D	AST	TO	BK	ST	PTS	AVG	MIN
				FG-FGA	PCT	PCT												
Marble	33-33	183-436	.420	52-149	.349	142-199	.714	106	3.2	64-0	118	57	7	60	560	17.0	30.2	
White	33-33	143-245	.584	8-31	.258	130-161	.807	220	6.7	39-1	50	59	19	32	424	12.8	28.1	
Gesell	33-33	90-240	.375	29-92	.315	49-73	.671	67	2.0	64-1	128	42	4	43	258	7.8	23.8	
Uthoff	33-0	84-168	.500	17-40	.425	67-82	.817	152	4.6	38-0	26	31	35	11	252	7.6	18.2	
Basabe	32-31	92-164	.561	1-1	1.000	46-68	.676	182	5.7	49-0	10	33	26	12	231	7.2	17.8	
Oglesby	21-1	48-110	.436	31-77	.403	11-15	.733	31	1.5	35-0	27	10	1	10	138	6.6	19.5	
Olaseni	33-0	70-140	.500	0-0	.000	73-100	.730	163	4.9	77-1	14	24	43	9	213	6.5	16.7	
McCabe	33-1	67-172	.390	28-82	.341	39-52	.750	96	2.9	83-7	41	26	1	17	201	6.1	15.8	
Woodbury	33-33	70-136	.515	0-0	.000	49-69	.710	130	3.9	84-2	27	34	19	18	189	5.7	16.9	
Jok	27-0	38-95	.400	16-46	.348	27-34	.794	25	0.9	18-0	19	13	3	9	119	4.4	9.4	
Clemmons	32-0	24-47	.511	6-16	.375	24-39	.615	41	1.3	34-0	54	29	4	11	78	2.4	11.3	
Denning	10-0	6-11	.545	2-7	.286	0-0	.000	3	0.3	1-0	4	1	0	1	14	1.4	4.3	
Meyer	12-0	2-10	.200	1-5	.200	1-2	.500	15	1.3	5-0	4	6	1	1	6	0.5	4.3	
Ukah	9-0	1-4	.250	0-0	.000	1-2	.500	6	0.7	0-0	0	1	1	0	3	0.3	2.9	
Stokes	14-0	1-6	.167	0-0	.000	1-2	.500	4	0.3	10-0	0	2	0	0	3	0.2	3.1	
Team								90	2		3							
TOTAL	33	919-1984	.463	191-546	.350	660-898	.735	1331	40.3	603-12	532	371	164	234	2689	81.5	40.0	
OPP.	33	804-1938	.415	229-722	.317	484-686	.706	1101	33.4	717-20	423	439	112	209	2321	70.3	40.0	

Score by Periods:	1	2	OT	Total
Iowa	1338	1323	28	2689
Opponents	1051	1225	45	2321

BIG TEN GAMES ONLY: 9-9 (6TH)

Player	G-GS	FG-FGA	PCT	3-pt.			FT-FTA	PCT	REB	AVG	PF/D	AST	TO	BK	ST	PTS	AVG	MIN
				FG-FGA	PCT	PCT												
Marble	18-18	108-247	.437	33-81	.407	80-108	.741	6	13.4	47-0	63	38	5	29	329	18.3	32.7	
White	18-18	79-148	.534	5-21	.238	77-99	.778	128	7.1	19-0	27	31	12	20	240	13.3	31.1	
Gesell	18-18	61-153	.399	17-55	.309	38-56	.679	39	2.2	34-0	78	31	3	27	177	9.8	26.1	
Basabe	17-16	53-88	.602	1-1	1.000	25-33	.758	92	5.4	26-0	8	17	15	6	132	7.8	18.8	
Oglesby	18-1	42-95	.442	26-64	.406	10-13	.769	28	1.6	32-0	23	7	1	9	120	6.7	19.6	
Olaseni	18-0	40-68	.588	0-0	.000	38-53	.717	86	4.8	43-1	5	11	18	4	118	6.6	16.7	
Woodbury	18-18	34-67	.507	0-0	.000	31-44	.705	66	3.7	42-0	8	20	14	11	99	5.5	16.5	
Uthoff	18-0	31-76	.408	4-18	.222	22-30	.733	55	3.1	19-0	13	16	15	6	88	4.9	16.0	
McCabe	18-1	27-78	.346	10-38	.263	14-21	.667	43	2.4	50-4	25	15	1	12	78	4.3	14.9	
Jok	12-0	4-9	.444	2-4	.500	4-6	.667	3	0.3	6-0	2	1	0	2	14	1.2	3.9	
Clemmons	17-0	4-12	.333	0-2	.000	6-13	.462	15	0.9	17-0	14	13	0	4	14	0.8	7.1	
Denning	2-0	0-0	.000	0-0	.000	0-0	.000	0	0.0	0-0	0	0	0	0	0	0.0	1.0	
Meyer	1-0	0-0	.000	0-0	.000	0-0	.000	1	1.0	0-0	0	0	0	0	0	0.0	1.0	
Ukah	4-0	0-2	.000	0-0	.000	0-0	.000	0	0.0	0-0	0	0	0	0	0	0.0	1.0	
Stokes	6-0	0-0	.000	0-0	.000	0-0	.000	1	0.2	3-0	0	0	0	0	0	0.0	1.2	
Team								49	1		3							
IOWA	18	483-1042	.464	98-285	.344	345-476	.725	667	37.1	339-5	266	204	85	130	1409	78.3	40.0	
OPP.	18	455-1016	.448	127-361	.352	287-396	.725	578	32.1	388-9	232	229	69	119	1324	73.6	40.0	

Score by Periods:	1	2	OT	Total
Iowa	680	721	8	1409
Opponents	613	701	10	1324

CATEGORY	IOWA		OPPONENTS		
Points	High	109	Md. Eastern Shore	95	Minnesota
	Low	63	Illinois	39	UNC Wilmington
FG Made	High	38	Abilene Christian	35	Notre Dame
	Low	18	Michigan State	14	Abilene Christian
FG Att.	High	70	Fairleigh Dickinson/Indiana	75	Md. Eastern Shore
	Low	47	Arkansas-Pine Bluff	44	Northwestern
FG%	High	.623	Abilene Christian	.612	Minnesota
	Low	.323	Northwestern	.222	UNC Wilmington
3FG Made	High	11	Villanova	14	Villanova
	Low	1	Nebraska	2	UNC Wilmington
3FG Att.	High	25	Minnesota	38	Villanova
	Low	6	Nebraska	15	Illinois/Indiana
3FG%	High	.588	Arkansas-Pine Bluff/Michigan	.588	Michigan State
	Low	.150	Ohio State	.087	UNC Wilmington
FTM	High	38	Nebraska-Omaha	27	Indiana
	Low	8	Wisconsin	5	UNC Wilmington
FTA	High	49	Nebraska-Omaha	38	Indiana
	Low	9	Wisconsin	9	Northwestern
FT% (min. 10)	High	.889	Northwestern	.846	Wisconsin
	Low	.564	Nebraska	.500	UNC Wilmington
Off. Reb.	High	20	Nebraska-Omaha/Xavier	19	UNC Wilmington/Xavier
	Low	5	Abilene Christian	4	Ohio State
Def. Reb.	High	40	UNC Wilmington	32	Villanova
	Low	14	Michigan State	12	Arkansas-Pine Bluff
Total Reb.	High	57	Md. Eastern Shore	49	Xavier
	Low	27	Michigan State	20	Northwestern
Assists	High	25	Abilene Christian	20	Notre Dame/Michigan State
	Low	7	Michigan State	4	Northwestern
Steals	High	14	Penn	19	Arkansas-Pine Bluff
	Low	2	UTEP/Tennessee	1	Purdue
Blocks	High	12	UNC Wilmington	8	Fairleigh Dickinson
	Low	1	Iowa State/Minnesota/Michigan State	0	Abilene Christian
Turnovers	High	27	Arkansas-Pine Bluff	25	Penn
	Low	5	Abilene Christian/UTEP/Drake/Purdue	7	UTEP/Notre Dame
Fouls	High	28	Villanova/Tennessee	30	Nebraska-Omaha
	Low	10	UNCW/Abilene Christian	14	Tennessee

GAME-BY-GAME SPECIALTY STATS					
Date	Opponent	Pts. Off		2nd	
		TO's	Paint	Chance	Bench
IA-Opp.	IA-Opp.	IA-Opp.	IA-Opp.	IA-Opp.	IA-Opp.
11/8	UNC-Wilmington	16-7	42-16	14-10	49-16
11/10	Nebraska-Omaha	17-23	30-26	13-19	35-15
11/14	Md.-Eastern Shore	18-21	44-30	16-16	53-19
11/17	Abilene Christian	29-4	46-16	9-5	51-16
11/22	Penn	30-10	30-30	13-14	45-12
11/28	vs. Xavier	22-19	29-38	23-12	24-20
11/29	vs. UTEP	14-2	35-24	14-7	48-24
11/30	vs. Villanova	24-16	30-24	6-17	31-36
12/3	Notre Dame	4-20	38-50	12-15	39-7
12/7	vs. Drake	13-5	42-12	29-5	39-7
12/9	Fairleigh Dickinson	13-6	54-26	24-5	51-28
12/13	at #16 Iowa State	13-12	46-42	13-12	18-19
12/22	Arkansas-Pine Bluff	18-20	32-28	15-7	47-24
12/31	Nebraska	13-13	38-22	11-15	19-12
1/5	at #4 Wisconsin	10-6	36-12	23-7	18-16
1/9	Northwestern	16-12	34-26	9-12	25-27
1/12	at #3 Ohio State	27-11	44-32	7-14	19-23
1/19	Minnesota	27-15	28-34	21-14	43-18
1/22	at #21 Michigan	10-20	38-32	12-14	8-11
1/25	at Northwestern	8-8	32-22	10-6	32-13
1/28	#6 Michigan State	12-6	28-28	8-12	15-18
2/1	at Illinois	19-18	36-34	20-6	32-15
2/4	#25 Ohio State	13-12	40-32	11-2	27-13
2/8	#10 Michigan	17-14	34-18	11-6	11-7
2/15	at Penn State	11-6	24-40	9-17	17-24
2/22	#16 Wisconsin	13-6	32-32	8-13	35-21
2/25	at Minnesota	27-15	36-30	15-5	9-26
2/27	at Indiana	17-18	52-42	15-11	26-42
3/2	Purdue	18-4	32-38	11-11	26-14
3/6	at #22 Michigan St	25-21	26-24	15-10	26-27
3/8	Illinois	23-9	30-28	16-12	15-20
3/13	vs. Northwestern	12-7	22-20	14-7	30-8
3/20	vs. Tennessee	8-6	30-32	6-9	35-4

IOWA AND OPPONENT INDIVIDUAL HIGH PERFORMANCES

CATEGORY	IOWA	OPPONENTS
Points	30	Roy Devyn Marble vs. Xavier
Field Goals Made	11 (11-15)	Aaron White vs. Iowa State
Field Goals Attempted	24	Roy Devyn Marble vs. Wisconsin
Field Goal Percentage (min. 5 made)	.900 (9-10)	Aaron White vs. Md. Eastern Shore
3-Point Field Goals Made	6 (6-10)	Roy Devyn Marble vs. Michigan
3-Point Field Goals Attempted	10	Roy Devyn Marble vs. Xavier/Michigan
3-Point Field Goals Pct. (min. 4 made)	.800 (4-5)	Three Players
Free Throws Made	11 (11-14)	Roy Devyn Marble vs. Nebraska-Omaha
Free Throws Attempted	14 (11-14)	Roy Devyn Marble vs. Nebraska-Omaha
Free Throw Pct. (min. 7 made)	1.000 (10-10)	Aaron White vs. Northwestern
Offensive Rebounds	7	Gabriel Olaseni vs. Xavier
Defensive Rebounds	12	Aaron White vs. Iowa State
Total Rebounds	17	Aaron White vs. Iowa State
Assists	11	Roy Devyn Marble vs. Wisconsin
Steals	6	Roy Devyn Marble vs. Penn
Blocks	5	Gabriel Olaseni vs. UNCW
Turnovers	6	Roy Devyn Marble vs. Illinois

Season Bests

Player	Points	3-Pointers	Rebounds	Assists	Blocks	Steals
Melsahn Basabe	17, Michigan	1, Michigan State	11, FDU	2, Michigan	4, Penn State	3, Villanova
Anthony Clemmons	11, Omaha	2, UA-Pine Bluff	4, twice	7, Xavier	2, Omaha	1, eleven times
Kyle Denning	3, twice	1, twice	1, three times	2, ACU	---	1, ACU
Mike Gesell	16, Ohio State	4, Penn State	5, twice	8, Michigan	1, four times	3, twice
Peter Jok	15, ACU	3, ACU	7, Drake	4, twice	1, three times	2, twice
Roy Devyn Marble	30, Xavier	4, three times	8, Nebraska	11, Wisconsin	2, twice	6, Penn
Zach McCabe	14, twice	4, Villanova	7, UNCW	4, Michigan	1, Indiana	3, Minnesota
Kyle Meyer	3, UMES	1, UMES	7, UMES	2, UMES	1, Northwestern	1, ACU
Josh Oglesby	17, twice	5, Minnesota	4, Illinois	3, Michigan	1, Nebraska	3, Purdue
Gabriel Olaseni	15, Illinois	---	12, Illinois	2, three times	5, UNCW	2, Minnesota
Darius Stokes	2, UMES	---	2, Penn	---	---	---
Okey Ukah	2, UTEP	---	2, twice	---	1, UMES	---
Jarrod Uthoff	19, Penn	3, twice	11, UMES	3, twice	4, UNCW	1, eleven times
Aaron White	25, Iowa State	1, six times	17, Iowa State	7, Notre Dame	2, twice	3, three times
Adam Woodbury	16, Tennessee	---	11, Iowa State	4, UA-Pine Bluff	2, five times	3, Michigan State

Career Bests

Player	Points	3-Pointers	Rebounds	Assists	Blocks	Steals
Melsahn Basabe	25, Michigan, '11	1, Michigan State, '14	14, Iowa State, '10	2, four times	7, Iowa State, '10	3, Villanova, '13
Anthony Clemmons	14, Iowa State, '12	2, four times	4, five times	9, Coppin St., '12	2, Omaha, '13	3, three times
Kyle Denning	6, SCSU, '12	2, SCSU, '12	1, twice	2, twice	---	1, twice
Mike Gesell	23, UNI, '12	4, twice	6, twice	8, SCSU	1, fourteen times	4, Minnesota, '13
Peter Jok	15, ACU, '13	3, ACU, '13	7, Drake, '13	4, twice	1, three times	2, twice
Roy Devyn Marble	31, Oregon, '12	7, Oregon, '12	9, Indiana, '12	11, Wisconsin, '14	3, Boise State, '11	6, Penn, '13
Zach McCabe	20, three times	4, four times	10, Minnesota, '12	4, twice	2, twice	4, five times
Kyle Meyer	3, UMES, '13	1, UMES, '13	7, UMES, '13	2, UMES, '13	1, N'western, '14	1, ACU, '13
Josh Oglesby	24, Indiana, '12	6, Indiana, '12	5, twice	4, twice	2, Wichita St., '12	3, Purdue, '14
Gabriel Olaseni	14, twice	---	11, Xavier, '13	3, Nebraska	7, Illinois, '13	2, three times
Okey Ukah	2, UTEP, '13	---	2, twice	---	1, UMES, '13	---
Jarrod Uthoff	19, Penn, '13	3, twice	11, UMES, '13	3, twice	4, UNCW, '13	1, eleven times
Darius Stokes	2, six times	---	5, SCSU, '12	1, three times	1, four times	1, Clemson, '11
Aaron White	27, Penn State, '13	2, four times	17, Iowa State, '13	7, Notre Dame, '13	3, three times	4, twice
Adam Woodbury	16, Tennessee, '14	---	11, Iowa State, '13	4, UA-Pine Bluff, '13	3, three times	3, Michigan St, '14

Iowa won seven of its last nine games finishing runner-up in the 2013 National Invitation Tournament.

2014 IOWA BASKETBALL TEAM HIGHLIGHTS

- Iowa won 20 games or more in consecutive seasons for the first time since 2004-05/2005-06.
- Iowa returned to the NCAA Tournament for the first time since 2006. The Hawkeyes, who played in their 23rd tournament, fell 78-65 in overtime to Tennessee in the first round.
- Fran McCaffery is one of 12 coaches to guide four different teams to the NCAA Tournament.
- Iowa finished sixth in the Big Ten standings for the second consecutive season. McCaffery has posted upper division finishes in each of the past two seasons at Iowa and 14-of-18 seasons as a head coach. He has posted 20 wins or more six of the last eight seasons, including the last two at Iowa (2013 and 2014).
- Iowa's senior class amassed 53 home wins during its four-year career. The 53 wins tie for fourth in program history. Iowa's 1988, 2008 and 2009 seniors won 54 home games.
- Iowa scored 2,689 points, which are the fifth most in program history.
- Iowa attempted 660 free throws -- the third most in program history.

2014 INDIVIDUAL HIGHLIGHTS

- Roy Devyn Marble (first) and Aaron White (third) were all-conference honorees. Marble is Iowa's first all-conference first team honoree since Adam Haluska in 2007.
- Roy Devyn Marble is believed to be only the second Big Ten player (Gary Grant of Michigan) since 1985-86 with 1,650+ points, 375+ assists, 450+ rebounds, and 175+ steals.
- Roy Devyn Marble finished his Hawkeye career in the top 10 in nine different categories.
- Aaron White was the only player in the country to shoot better than 55 percent from the field and 80 percent from the free throw line in 2013-14. White, who amassed 1,301 points, became just the fourth Hawkeye to accumulate 1,300+ points as a junior, joining Roy Marble (1,441), Ronnie Lester (1,423) and Jess Settles (1,303).
- Junior Gabriel Olaseni is one of only four players in the country (minimum 160 rebounds) with more offensive rebounds (82) than defensive (81).
- Peter Jok shot at a 34.8 percent clip from 3-point range, which is eighth best for an Iowa freshman.
- Melsahn Basabe denied 26 shots, which ties for ninth best for a Hawkeye senior.

MARBLE, WHITE EARN POSTSEASON RECOGNITION

Roy Devyn Marble was named to the All-Big Ten first team by the coaches and media voting panel, while Aaron White was recognized on the third team. Marble becomes the first Hawkeye since Adam Haluska in 2007 to be named to the first team.

Marble was also honored on the NABC first-team All-District team and the USBWA All-District squad.

CENTER OF ATTENTION

Iowa got 12.2 points, 8.9 rebounds and 1.9 blocks of production per game from its center position of Adam Woodbury and Gabriel Olaseni.

ATTENDANCE ON THE RISE

Iowa's attendance has increased each season since Fran McCaffery's arrival in Iowa City, improving 57 percent since 2010. The Hawkeyes averaged 11,635 in 16 games in 2011; 11,908 fans in 19 contests in 2012; 13,625 in 20 games in 2013; and 14,976 in 17 games this season. Iowa's attendance boost from 2012 to 2013 ranked as the eighth-largest in the country. The Hawkeyes sold out 11 games in 2014, including 8-of-9 Big Ten games.

Overall, an average of 15,276 fans attended Iowa's 33 games. The 15,276 average is the second-best average in program history. Iowa averaged 15,314 fans in 28 games in 1990.

VARIETY OF WEAPONS

Iowa had five players who average 7.2 points or more. Senior Roy Devyn Marble led the way averaging 17 points per contest, followed by Aaron White (12.8), Mike Gesell (7.8), Jarrod Uthoff (7.6), and Melsahn Basabe (7.2). Josh Oglesby (6.6), Gabriel Olaseni (6.5) and Zach McCabe (6.1) averaged six points or better.

TENNESSEE EDGES IOWA IN OVERTIME IN NCAA TOURNAMENT

- Iowa led by as many as 12 points in the first half, but Tennessee rallied to send the game to overtime and ultimately prevail 78-65 in an NCAA Tournament first round game played at Dayton Arena in Dayton, Ohio.
- Two Hawkeyes scored in double figures: Adam Woodbury (16) and Peter Jok (10). Woodbury, whose 16 points are a career high, joins Kevin Boyle as the only Hawkeyes with 16+ points, 8+ rebounds and 1+ assist in their first career NCAA Tournament game. Jok joins Kenyon Murray as the only Iowa freshman to score 10+ points and shoot 80+% in an NCAA Tournament contest.
- Iowa's reserves outscored Tennessee's bench 35-4. The Volunteers were led by starting power forward Jarnell Stokes, who posted a double-double (18 points and 13 rebounds).
- The Hawkeyes shot 87 percent (13-of-15) from the foul line. Tennessee attempted twice as many free throws as Iowa (25-of-30, .833).
- Zach McCabe finished his Hawkeye career with nine points and six rebounds.

MARBLES RISING AMONG FATHER-SON SCORING COMBOS

Iowa's Roy Marble (1986-89) and Roy Devyn Marble (2011-present) finished their collegiate careers second (3,810) among father-son combos, playing at the same school, behind the Burt's of Iona (4,568). The Marble's are sixth overall.

GESELL JOINS ELITE GROUP

Through two seasons, guard Mike Gesell became just the third Hawkeye to ever amass 550+ points, 200+ assists, 150+ rebounds and 75+ steals. Gesell has 553 points, 217 assists, 155 rebounds and 83 steals. Gesell joins Jeff Horner (632 points, 204 assists, 292 rebounds and 78 steals) and Dean Oliver (631 points, 267 assists, 184 rebounds and 93 steals).

IN THE RANKINGS

Iowa was ranked for 16 consecutive weeks this season, climbing as high as 10th in both the Associated Press and Coaches polls on Jan. 20. Iowa began the season receiving votes in both polls.

BASABE JOINS TEAMMATES IN 1,000-POINT CLUB

Melsahn Basabe (1,119) joined teammates Roy Devyn Marble (1,694) and Aaron White (1,301) in Iowa's 1,000-point club against Northwestern on Jan. 9. Marble netted his 1,000th point in the 2013 regular season finale against Nebraska, while White passed 1,000 points against Notre Dame (Dec. 3) earlier this year.

Basabe, White, and Marble become Iowa's fifth trio of players on the same team to reach the 1,000-point threshold, and first trio since 2005.

2014 -- Roy Devyn Marble, Melsahn Basabe, Aaron White
2005 -- Jeff Horner, Greg Brunner, Pierre Pierce
1996 -- Jess Settles, Chris Kingsbury, Kenyon Murray
1989 -- Ed Horton, BJ Armstrong, Roy Marble
1988 -- Jeff Moe, BJ Armstrong, Roy Marble

ATTACKING THE RIM

Iowa nearly made (660) more free throws than its opponents attempted (686). Furthermore, the Hawkeyes attempted 476 free throws during league play; 52 more than second place Wisconsin (424).

Iowa's 27.2 free-throw attempts average, ranked 15th nationally. The Hawkeyes ranked ninth in the country in made free throws (20.0). Iowa made 38 free throws against Nebraska-Omaha on Nov. 10, which tie as the fourth most in a single-game in program history.

Junior Aaron White is on pace to shatter the school's free-throw makes record. White currently ranks seventh with 423 career makes, while senior Roy Devyn Marble is sixth (432). White (562) is also climbing Iowa's free-throw attempts chart, ranking seventh. White made all 10 free throw attempts against Northwestern on Jan. 9 -- he is 1-of-8 Hawkeyes ever to make all free throw attempts in a game played in Carver-Hawkeye Arena (minimum 10 attempts).

MARBLE TIES SCHOOL RECORD

Roy Devyn Marble tied the school record for 3-pointers in a half when he drained six in the first half vs. Michigan on Feb. 8. Marble tied Chris Kingsbury, who sank six in the first half versus Drake on Nov. 29, 1994, and Justin Johnson, who made six in the second stanza against Indiana on Jan. 2, 2008.

HAWKEYE HONORS**Roy Devyn Marble**

- First Team All-Big Ten (coaches and media)
- USBWA All-District VI
- NABC First Team All-District
- Second Team All-America by *College Sports Madness*
- Naismith Trophy Top 30 Midseason Watch List
- Battle 4 Atlantis All-Tournament Team
- B1G Player of the Week & Athlon's National Player of the Week, Jan. 13

Zach McCabe

- Battle 4 Atlantis All-Tournament Team

Aaron White

- Third Team All-Big Ten (coaches and media)

ON POINT

Point guard Mike Gesell scored in double figures in seven of the last 11 games, which included a stretch of five straight games -- the longest stretch of his career.

In 33 games, Gesell ranked first in the Big Ten and 12th nationally in assist-to-turnover ratio (3.0). The sophomore has 553 career points, just past halfway to the 1,000-point club.

Gesell posted 10 points, eight assists, and three steals in Iowa's win over nationally-ranked Michigan. It marked just the fifth time since 1996-97 that a Hawkeye amassed 10+ points, 8+ assists and 3+ steals in a game (Andre Woolridge three times and Jeff Horner). He had 13 points, six assists and no turnovers at Minnesota on Feb. 25. He netted 15 points in Iowa's win over Purdue on March 1 and contributed 11 points and, assists, four rebounds and two steals against Illinois in the regular season finale.

BENCH MOB

Iowa's reserves played a large role in Iowa's 20 victories. Overall, Iowa's bench averaged 30.6 points, 18.8 rebounds and 2.7 blocks. The Hawkeye reserves' rebounding average was tops in the country, while their scoring and blocks rank third best.

In victories, Hawkeye reserves average 35.9 points and 21.7 rebounds, while in losses Iowa's bench averages 22.5 points and 14.5 rebounds.

REBOUNDING BOOST

Last year, Iowa owned a +4.7 rebounding margin, while this season the Hawkeyes had a +7.0 advantage on the glass -- a +2.3 margin of improvement from a year ago. Iowa's rebounding margin of +7.0 ranked 11th in the country.

Iowa ranked 12th in the nation in defensive rebounding (26.9) and 22nd in offensive rebounding (13.5).

HAWKEYES RANK HIGH IN STATISTICS

Iowa led the Big Ten in scoring (81.5) and scoring margin (+11.2). The Hawkeyes also ranked second in the league in rebounding margin (+7.0), assists (16.1), turnover margin (+2.1), and blocks (5.0).

Iowa ranked ninth in the country in ninth in scoring (81.5); 11th in rebounding margin (+7.0) and assists (16.1); 12th in scoring margin (+11.2); 20th in assist-to-turnover ratio (1.4); and 40th in blocks (5.0).

Individually, Mike Gesell ranked 12th in the nation in assist-to-turnover ratio (3.0) and Roy Devyn Marble ranked 62nd in steals (1.8).

WINNING ON THE ROAD

- Iowa posted four Big Ten road victories this season. The last time Iowa had four conference road wins was 10 years ago during the 2003-04 season.

- Iowa won three straight conference road games (Northwestern, Illinois and Penn State) this season. The last time Iowa accomplished that feat was the 1997-98 season.

BLOCK PARTY

Junior Gabriel Olaseni blocked at least three shots five times this season. His 43 blocks ranked 10th in the Big Ten (1.3 average). The center rejected five shots in the season opener against UNC Wilmington. Sophomore Jarrod Uthoff denied 34 shots (1.1 average), a total that ranked 11th in the league. As a team, Iowa ranked second in the Big Ten, and 40th nationally, in rejections (5.0).

MARBLE FINISHED HIS IOWA CAREER STRONG

Roy Devyn Marble led the Hawkeyes in scoring in seven of the last 10 games, including netting 20+ points in 6-of-7 games -- the longest stretch of his career.

His scoring average (17.0) was the highest by a Hawkeye since Adam Haluska averaged 20.5 points in 2007. Marble (329, 18.3 ppg) concluded conference play second in league scoring, just five points behind Nebraska's Terran Pettaway (334, 18.6 ppg).

Marble is one of only two Hawkeyes to amass 550+ points, 100+ rebounds, 100+ assists and 60+ steals as a senior (B.J. Armstrong).

Marble, who was first team All-Big Ten and all-district by the USBWA and NABC, finished his Iowa career fifth in all-time scoring with 1,694 points. He netted 21 or more points 12 times this season, including 26 against Michigan on Feb. 8 and 21 versus Wisconsin on Feb. 22.

The native of Southfield, Mich., averaged 18.3 points, 3.5 assists, 3.4 rebounds and 1.6 steals in league play. Marble was the only B1G player to average 17+ points, 3+ assists and 1.6+ steals.

Marble had 21 points and a career-high 11 assists -- his first career double-double -- vs. Wisconsin on Feb. 22. Marble became only the third player in the country with 20+ points and 10+ assists against an AP Top 25 opponent in 2013-14. It marked just the third time the last 18 years an Iowa player posted 20+ points and 10+ assists in a game (Jeff Horner in 2004 and Jake Kelly in 2009).

The senior guard averaged 20.5 points, 3.4 rebounds and 3.4 assists versus top teams in the Big Ten standings this year (Wisconsin, Michigan, Michigan State, and Ohio State).

The 6-foot-6, 200-pound guard averaged 28 points in the six career games when attempting eight 3-pointers or more.

Marble surpassed Jeff Horner for seventh place on Iowa's all-time steals list in Iowa's game at Indiana on Feb. 27.

His 10 steals in six Big Ten Tournament games tie as second best by a Hawkeye, while his 12.7 scoring average, 27 free-throw attempts and 21 free-throw makes rank fifth best.

SHARPSHOOTER

Junior Josh Oglesby, who missed the first 12 games of the season due to an injured foot, came on strong towards the end of the season. Oglesby tied a season high of 17 points (8-of-12 FG, including 1-of-3 from 3-point range) against Wisconsin on Feb. 22. Oglesby scored 15 of his 17 points in the second half. Oglesby followed up that performance scoring 16 points (5-of-10 FG, including 4-of-9 from 3-point territory), in a starting role, at Minnesota on Feb. 25 -- marking the first time since his third and fourth game his freshman season that he reached double figures in consecutive games.

Oglesby made his first four 3-point attempts in his season debut following injury against Arkansas-Pine Bluff (Dec. 22) and then once again against Minnesota (Jan. 19). The junior finished with 13 and 17 points, respectively. Oglesby made a season-high five 3-pointers against Minnesota on Jan. 19 in Iowa City.

Oglesby made at least one trey in 12 of the last 14 games and 16-of-21 games in 2013-14. Furthermore, he made two or more triples in four of the last seven contests. Oglesby averaged a single-season best 6.6 points per game this season and is shot at a 40-percent clip from 3.

Oglesby was one of Iowa's top perimeter players in league play, scoring 6.7 points and boasting a 3.3 assist-to-turnover ratio in the 18-game conference slate.

WHITE HOT

Junior Aaron White ranked first on the team in rebounding (6.7), and second in scoring (12.8), and third in steals (32) and assists (60). White was the only Big Ten player to average 13+ points and 7+ rebounds during league play this season.

White became the first Hawkeye ever to register 1,300+ points, 650+ rebounds, 100+ steals and 100+ assists by his junior season.

White is the only player in the country to shoot better than 55 percent from the field and 80 percent from the foul line. He shot 58 percent from the field and 81 percent from the charity stripe.

White became the fifth player, since 1960, to lead the Hawkeyes in rebounding three consecutive seasons. White joins Don Nelson (1960-62); Kevin Kunnert (1971-73); Bruce King (1975-77); and Greg Brunner (2004-06).

White became the 41st Hawkeye to surpass 1,000 career points with his 19th point scored with one second remaining at the free throw line versus Notre Dame (Dec. 3). He reached the 1,000-point milestone in his 82nd career game. He currently ranks 18th in Iowa scoring.

White became the first Hawkeye since Luke Recker (Nov. 14, 2001) to post 18+ points, 10+ rebounds and 5+ assists in a game when he had 18 points, 10 rebounds and five assists against the Wildcats on Jan. 9 in Iowa City.

The native of Strongsville, Ohio, became the first Hawkeye in 10 years to amass 25 points and 17 rebounds in a game at Iowa State on Dec. 13. The last Hawkeye to accomplish the feat was Jared Reiner on March 1, 2003, at Indiana. The 17 rebounds are the most in a single-game since Greg Brunner cleared 23 against Minnesota on Jan. 18, 2006.

IOWA FASTBREAKS

- Iowa was 13-2 when holding opponents to 70 points or less.
- Iowa ranked 25th in the Sagarin, 26th in the BPI, 28th in the KenPom ratings, and 56th in the official NCAA RPI.
- Iowa averaged 81.5 points per game, its highest scoring average since the 1994-95 Iowa team averaged 83.6 points. The 81.5 points are the second-highest scoring average by a Fran McCaffery-coached team; his 1987-88 Lehigh squad averaged 82 points.
- Iowa averaged 11.4 more points this season (81.5 ppg) compared to last (70.1 ppg).
- The Hawkeyes out-rebounded 23 of their 33 opponents.
- Aaron White and Gabriel Olaseni each posted a team-best four double-doubles. The four double-doubles tie for the ninth most in the Big Ten this season.
- Iowa, Michigan and North Carolina were the only teams with a road win against an AP top-three team this season. The Hawkeyes won at then-No. 3 Ohio State (84-74) on Jan. 12.
- Iowa's win over No. 3 Ohio State on Jan. 12, marked Iowa's first over a top-five team since an 83-65 victory at second-ranked Missouri on Dec. 15, 2001, in Columbia, Mo.
- Iowa was 15-6 this season when making five 3-pointers or more. Iowa was 8-3 in Big Ten play when sinking at least five triples.
- Iowa handed Michigan (18 points) and Minnesota (21 points) their most lop-sided losses this season.
- Iowa beat multiple AP Top 10 Big Ten teams in the regular season for the first time since 1990-91.
- Iowa's 18-point win over Michigan was Iowa's largest vs. an AP Top 10 team since beating No. 2 Missouri by 18 on Dec 15, 2001.

- Roy Devyn Marble averaged 15.9 points in Iowa’s 20 victories, and 18.7 points in its 13 defeats.
- Iowa started 5-2, or better, in Big Ten play for the 12th time. Each of the previous 11 teams made the NCAA Tournament. Iowa’s 1969-70 team started 7-0, while its 1981-82 and 1986-87 squads started conference play 6-1.
- The last time an Iowa team started conference play 8-4 was the 2005-06 team, which started 9-3.
- Junior forward Aaron White ranked first in the Big Ten in field goal percentage (.584) and ninth in free throw percentage (.807).
- Iowa was the last Big Ten team to lose at home this season, falling 71-69, to No. 6/7 Michigan State on Jan. 28.
- Iowa is 34-6 when scoring 80 or more points, the last four seasons. The Hawkeyes are 39-1 when holding opponents to fewer than 61 points, the last four seasons - with the one loss coming to Michigan State (59-56) at the Big Ten Tournament last season.
- Iowa was credited with 20 or more assists seven times this season. The Hawkeyes ranked 11th nationally in assists (16.1).
- Iowa held Michigan State leading scorer, Gary Harris, to a season-low nine points Jan. 28, in Iowa City.
- Iowa finished its nonconference schedule 11-2 for the second straight season.
- Iowa scored 80-plus points in each of its first five games for the fourth time in school history (also 1986-87, 1994-95 & 1997-98).

BASABE MOVED UP

Senior Melsahn Basabe finished his career as one of only 10 Hawkeyes to ever amass 1,100+ points and 750+ rebounds.

Basabe posted three double-doubles this season, averaged 7.2 points and 5.7 rebounds per game. After playing only one minute vs. Wisconsin and missing the Minnesota game due to illness, Basabe returned to action at Indiana (Feb. 27), scoring 14 points on 7-of-11 shooting from the field. Basabe’s started his 100th game of his career against Northwestern at the Big Ten Tournament.

Basabe’s 752 career rebounds were the most among active Big Ten players this season.

Since the start of the year, Basabe moved past Ryan Bowen for fourth place on Iowa’s career blocked shots. He finished his career with 148 and in fourth place.

Basabe led the team in blocked shots in each of his first three seasons with the Hawkeyes. Additionally, he collected 11 blocks in his career at the Big Ten Tournament, third most by a Hawkeye (15 by Erik Hansen and 12 by Greg Brunner).

Basabe led the Hawkeyes in scoring (16), rebounding (8) and blocks (4) at Penn State (Feb. 15). It marked the second time since the 1996-97 season a Hawkeye had 16+ points, 8+ rebounds and 4+ blocks in a game -- with Basabe posting the other occurrence his freshman season (2010-11).

UTHOFF, OLASENI, OGLESBY LEADING HAWKEYES OFF BENCH

Gabriel Olaseni, Josh Oglesby, and Jarrod Uthoff averaged a combined 18.3 points, 10.5 rebounds and 2.4 blocks per game coming off the bench for the Hawkeyes. Uthoff ranked fourth on the team in scoring (7.6) and fourth in rebounding (4.6); Olaseni ranked first on the squad in rejections (1.3) and third in rebounding (4.9); while Oglesby averageed 6.6 points and 1.5 rebounds.

Uthoff poured in 17 points on 5-of-6 shooting from the field, including a perfect 3-of-3 shooting from 3-point range, and 4-of-4

from the foul line against Northwestern at the Big Ten Tournament. The three triples equal a personal best for the redshirt sophomore.

Olaseni averaged an offensive rebound every six minutes played. More than half of Olaseni’s rebounds were offensive (82 of 163); the center was second in the league (overall games) in offensive rebounding (2.5). Olaseni, shared the team lead with four double-doubles. Olaseni’s four double-doubles are the most by a Big Ten reserve in 2013-14. Olaseni put up career highs at Illinois (15 points and 12 rebounds) on Feb. 1.

IOWA’S STATISTICAL COMPARISONS

	All Games	Big Ten	Home Games	Away Games	Iowa Wins	Iowa Losses
Record	20-13	9-9	13-4	7-9	20-0	0-13
Points	81.5	78.3	84.5	78.3	86.7	73.5
Opp. Pts	70.3	73.6	65.8	75.2	64.3	79.5
FG%	.463	.464	.483	.443	.480	.438
FG Def.	.415	.448	.387	.447	.377	.481
3-PT%	.350	.344	.382	.321	.388	.297
3-pt. Def.	.317	.352	.279	.358	.267	.394
FT%	.735	.725	.723	.751	.739	.725
REB	40.3	37.1	41.5	39.1	43.5	35.4
AST	16.1	14.8	16.9	15.3	17.1	14.6
TO	11.2	11.3	11.3	11.2	11.1	11.5
STL	7.1	7.2	7.6	6.5	7.5	6.5
BLK	5.0	4.7	5.5	4.4	5.7	3.8

HAWKEYES FINISH RUNNERS-UP AT BATTLE 4 ATLANTIS

Iowa won its first two games over Xavier (77-74 in overtime) and UTEP (89-53) before being edged by Villanova in the championship game (88-83 in overtime) at the Battle 4 Atlantis holiday tournament held at Paradise Island in the Bahamas.

The Hawkeyes rallied from a 15-point deficit in their first contest against Xavier to win, but surrendered a 15-point first-half advantage to Villanova in the championship. Both contests went to overtime. Iowa cruised to a 36-point victory over UTEP in the semifinals.

Seniors Roy Devyn Marble and Zach McCabe were honored on the all-tournament team. Marble led all scorers averaging 20.3 points, while also averaging 4.7 rebounds and 4.3 assists in the three games. His 61 points in the three contests tie the tournament record with Minnesota’s Andre Hollins (2012), while his 24 points against Villanova are the most by a player in a Battle 4 Atlantis championship game. McCabe averaged 13 points, shooting 50 percent from the field (14-of-28) and 3-point territory (8-of-16).

WORLD TRAVELERS

Iowa traveled to France and the United Kingdom in August to compete in six exhibition games. The Hawkeyes posted a 5-1 record against professional teams, boasting a +22.0 scoring margin.

Aaron White led the team, averaging 13.6 points, followed by Peter Jok (13.3), Melsahn Basabe (12.6) and Roy Devyn Marble (11.2).

Prior to traveling with his teammates to Europe in August, White also competed for Team USA at the World University Games in Russia in July. The Hawkeye junior played in five countries in five months: Russia (July), England (August), France (August), United States (November), and Bahamas (November).

School	1st Mtg.	Last Mtg.	W-L	School	1st Mtg.	Last Mtg.	W-L	School	1st Mtg.	Last Mtg.	W-L
Abilene Christian	1986	1986	2-0	Colorado College	1949	1950	2-0	Howard	2012	2012	1-0
Air Force Academy	2005	2005	1-0	Colorado State	1954	1980	2-2	Idaho	1982	1982	0-1
Alabama	2007	2010	1-1	Concordia (MO)	1930	1930	0-1	Idaho State	2008	2010	2-0
Alabama-Birmingham	1999	1999	1-0	Connecticut	1996	2000	2-1	Illinois	1908	2014	69-82
Alabama State	2002	2002	1-0	Coppin State	1999	2012	3-0	Illinois State	1988	1988	0-1
Alaska-Anchorage	1987	1987	1-0	Cornell (IA)	1911	1924	16-4	Illinois YMCA	1906	1906	0-1
American-Puerto Rico	1993	1993	1-0	Cornell (NY)	1958	2007	3-0	Illinois Wesleyan	1921	1985	3-1
Arizona	1958	1996	5-3	Creighton	1922	2011	14-11	Indiana	1909	2014	74-98
Arizona State	1981	2007	1-2	Dartmouth	1988	1994	2-0	Indiana State	1941	2013	2-0
Arkansas	1966	1999	3-2	Davidson	1969	1969	1-0	Iowa National Guard	1905	1913	2-1
Arkansas-Little Rock	1985	1986	2-0	Dayton	1980	2012	2-0	Iowa State	1910	2012	43-24
Arkansas-Pine Bluff	2013	2013	1-0	Delaware	1987	1987	1-0	Iowa Wesleyan	1912	1916	3-0
Arkansas State	1986	1986	0-1	Denver	1937	1978	7-0	IPFW	2011	2011	1-0
Army	1992	1992	1-0	DePaul	1939	1995	2-1	Ithaca	1949	1949	1-0
Ashland (OH)	1971	1971	1-0	DePauw	1940	1952	4-0	Jackson State	1989	1989	1-0
Augustana (IL)	1902	1946	8-2	Des Moines College	1903	1903	1-0	Jacksonville	1970	1970	0-1
Augustana (SD)	1976	1976	1-0	Des Moines YMCA	1902	1913	3-5	James Madison	1983	1983	1-0
Austin Peay	1997	1997	1-0	Detroit Mercy	1941	2001	7-0	Kansas	1902	2000	7-3
Baylor	1983	2013	1-1	Drake	1909	2011	57-10	Kansas City AC	1907	1907	0-1
Boise State	2011	2011	1-0	Drexel	1990	1990	1-0	Kansas State	1947	2009	4-4
Boston College	1975	2009	0-2	Dubuque YMCA	1902	1902	1-0	Kent	1977	1979	3-0
Boston University	1985	2002	3-0	Duke	1969	2002	1-7	Kentucky	1956	2006	3-5
Bowling Green	1968	1971	3-0	Duquesne	1930	1972	2-2	Knox	1922	1943	4-0
Bradley	1930	2008	6-4	Eastern Illinois	1989	2008	5-0	Lafayette	1988	1988	1-0
Brigham Young	1983	1987	2-0	Eastern Michigan	1993	1993	1-0	LaSalle	1955	2007	2-1
BYU-Hawaii	1995	1995	1-0	Eastern Washington	2004	2004	1-0	Lawrence Tech	1950	1950	0-1
Brown	1989	2011	2-0	East Tennessee State	1991	1996	2-0	Leander-Clarke	1912	1914	3-0
Bryant University	2009	2009	1-0	Evansville	1960	1966	5-2	Lehigh	1986	1994	2-0
Bucknell	1998	1998	1-0	Fairfield	2006	2006	1-0	Lewis Institute	1906	1911	0-2
Butler	1924	1992	6-6	Farleigh Dickinson	2013	2013	1-0	Liberty	2003	2003	1-0
California	1952	1997	6-4	Florida Atlantic	2003	2003	1-0	Lombard	1917	1922	2-1
Cal-Irvine	1987	1993	2-1	Florida Gulf Coast	2008	2008	1-0	Long Beach State	1994	2010	1-1
Cal-Poly	1969	1969	1-0	Florida State	1988	2003	1-1	Long Island	1995	1998	2-0
Cal State-Northridge	1978	1997	2-0	Furman	1986	1986	1-0	Loyola-Chicago	1936	1968	4-3
Cal-Santa Barbara	1990	1990	1-0	Gardner-Webb	2012	2012	1-0	Loyola-Marymount	1956	1987	2-0
Campbell	2011	2011	0-1	George Mason	1985	1985	1-0	Loyola-New Orleans	1957	1960	2-0
Carleton	1911	1948	10-6	George Washington	1996	1996	1-0	Los Angeles State	1962	1962	1-0
Carnegie Tech	1950	1950	1-0	Georgetown	1980	1980	1-0	Louisiana-Monroe	1976	2010	4-1
Cedar Rapids YMCA	1908	1908	2-0	Georgia	1989	1998	1-1	Louisiana Tech	1992	2010	3-0
Centenary	1992	2005	3-0	Georgia State	1985	2007	2-0	Louisiana State	1964	2002	0-3
Central Conn. State	1993	1993	1-0	Georgia Tech	2001	2003	1-1	Louisville	1980	2005	2-2
Central Arkansas	2011	2011	1-0	Gonzaga	1985	1986	2-0	Luther	1908	1910	3-0
Central Florida	1989	1989	1-0	Grambling State	1997	1997	1-0	Mankato State	1978	1978	1-0
Central Michigan	2012	2012	1-0	Grinnell	1902	1917	18-19	Marquette	1924	1983	10-7
Charleston Southern	2009	2009	1-0	Hamline	1935	1935	1-0	Maryland	1985	2013	1-2
Chaminade	1991	1997	2-0	Hardin-Simmons	1971	1972	2-0	MD-Baltimore County	1990	1990	1-0
Chicago	1905	1946	33-17	Harvard	1948	1948	1-0	MD-Eastern Shore	1992	2008	5-0
Chicago State	1973	2011	4-0	Haskall Indians	1909	1909	1-0	McNeese State	1989	1989	1-0
Cincinnati	1960	2005	2-6	Hawaii	1970	2001	3-0	Mercer	2002	2002	1-0
Citadel	2007	2009	2-0	Hawaii-Hilo	1986	1991	2-0	Memphis	1983	2002	2-0
Clemson	1963	2011	2-1	Hawaii-Pacific	1986	1986	1-0	Miami (OH)	1958	1958	2-0
Coe	1905	1921	15-2	Highland Park	1903	1913	4-1	Michigan	1921	2014	59-91
Colgate	1990	2006	3-0	Holy Cross	1976	1976	1-0	Michigan State	1938	2014	53-70
Colorado	1954	1996	4-3	Houston	1969	1982	1-1	Millikin	1921	1941	4-2

SERIES RESULTS VS. ALL OPPONENTS

School	1st Mtg.	Last Mtg.	W - L	School	1st Mtg.	Last Mtg.	W-L	School	1st Mtg.	Last Mtg.	W-L
Minnesota	1902	2014	92-102	Princeton	1948	1955	2-0	Texas Tech	1959	2005	4-1
Minnesota A.C.	1902	1905	1-1	Providence	1965	1965	0-1	Toledo	1938	2007	1-3
Minnesota-Duluth	1973	1973	1-0	Puerto Rico-Mayaguez	1998	1998	1-0	Tulsa	2001	2003	2-0
Mississippi State	1980	1993	2-0	Purdue	1909	2014	73-86	UCLA	1951	1991	5-3
Mississippi Valley State	1993	1993	1-0	Regis	1948	1948	1-0	U.S. International	1976	1976	1-0
Missouri	1908	2004	10-7	Rider	1987	1987	1-0	Upper Iowa	1902	1922	4-2
Missouri-St. Louis	1987	1987	1-0	Rice	1998	1998	1-0	Utah	1965	1965	0-1
Monmouth (IL)	1930	1944	4-1	Ripon	1943	1943	1-0	Utah State	1950	2008	2-1
Monmouth (NJ)	1989	1989	1-0	Robert Morris	2006	2006	1-0	Valparaiso	2003	2006	2-0
Montana State	1947	2003	2-0	Rockford	1921	1921	1-0	Villanova	1962	2013	1-4
Morehead State	1956	1996	3-0	Rutgers	1989	1989	1-0	Virginia	1997	2013	2-0
Morgan State	1995	1995	1-0	Sacred Heart	1912	1912	1-0	VA Commonwealth	1975	1980	2-0
Navy	1983	1988	2-0	St. Ambrose	1933	1934	2-0	Virginia Tech	2007	2012	0-3
Nebraska	1907	2013	15-9	St. Bonaventure	1998	1998	1-0	Wabash	1925	1941	2-2
Nebraska-Omaha	1981	2013	2-0	St. Francis (PA)	1970	1970	1-0	Wake Forest	1975	2010	0-4
Nevada-Las Vegas	1978	1990	1-3	St. John's (NY)	1960	1970	1-1	Washington	1956	1967	2-3
Nevada	1962	1981	3-0	St. Joseph's (PA)	1912	1986	0-2	Washington (MO)	1929	1957	9-1
New Mexico	1977	1977	0-1	Saint Louis	1926	2006	11-7	Washington State	1964	1964	1-0
New York University	1960	1960	1-0	St. Mary's (CA)	1947	1955	3-0	Wayne	1940	1940	0-1
North Carolina	1989	2005	2-1	San Francisco	1956	1956	0-1	Weber State	1998	1998	1-0
North Carolina AT&T	2011	2011	1-0	San Jose State	1975	1975	0-1	West College	1902	1903	2-0
NC Central	2009	2009	1-0	Santa Clara	1987	1987	1-0	West Virginia	1957	2009	1-1
UNC-Asheville	2004	2004	1-0	Seton Hall	1983	1983	1-0	Western Carolina	1995	2005	2-0
UNC-Charlotte	1973	1973	1-0	Simpson	1913	1913	0-1	Western Kentucky	2012	2012	1-0
UNC-Greensboro	2005	2005	1-0	South Alabama	1999	1999	1-0	Western Illinois	1944	2009	8-0
UNC-Wilmington	2013	2013	1-0	South Carolina	1972	1985	3-0	Western Michigan	1936	1952	2-2
North Carolina State	1957	2006	3-3	South Carolina State	2009	2012	2-0	Western Reserve	1949	1950	2-0
North Dakota	1924	1969	7-0	South Dakota	1929	2012	11-0	Wichita State	1956	1981	4-5
North Dakota State	1933	1933	0-1	South Dakota State	1930	2010	7-2	Wilton	1902	1903	2-0
North Texas	1998	1998	1-0	South Florida	1992	1992	0-1	Wisconsin	1909	2014	79-80
Northeastern	1987	1987	1-0	SE Missouri State	2009	2009	1-0	Wisconsin-Eau Claire	1981	1981	1-0
Northern Colorado	2008	2008	1-0	Southeastern Louisiana	2008	2008	1-0	Wisconsin-Green Bay	1974	2004	2-0
Northern Illinois	1974	2011	6-0	Southern California	1954	1984	5-2	Wisconsin-Milwaukee	1969	2001	2-0
Northern Iowa	1906	2012	34-9	Southern Illinois	1966	1993	3-1	Wyoming	1959	1974	3-2
Northern Michigan	1969	1969	1-0	SIU-Edwardsville	2010	2010	1-0	Xavier	1938	2013	2-1
Northwestern	1905	2014	113-58	Southern Methodist	1956	2002	5-1				
Northwestern St. (LA)	2006	2006	0-1	Southern Mississippi	1998	2003	2-0				
Notre Dame	1923	2013	6-8	Southwest Texas State	1989	1989	1-0				
Oakland University	2009	2009	1-0	Stanford	1935	2000	5-3				
Ohio State	1915	2014	76-77	Stony Brook	2013	2013	1-0				
Ohio University	1963	2000	5-1	Syracuse	1958	1980	2-0				
Oklahoma	1952	1987	3-2	Tampa	1986	1986	1-0				
Oklahoma State	1930	1930	1-0	Temple	1956	1991	2-0				
Omaha	1949	1949	1-0	Tennessee	1968	2014	2-2				
Oral Roberts	1988	1988	1-0	Tennessee-Chattanooga	2001	2001	1-0				
Oregon	1950	2012	5-1	Tennessee State	2003	2003	2-0				
Oregon State	1958	1984	2-5	Tennessee Tech	1970	1970	1-0				
Ottumwa	1913	1913	0-1	Texas	1992	2006	2-2				
Penn State	1955	2014	26-13	Texas A&M-CC	2012	2012	1-0				
Pennsylvania	1955	2014	3-1	Texas Christian	1947	1949	2-0				
Pepperdine	1965	1995	2-0	Texas-El Paso	1966	2014	3-2				
Pittsburgh	1928	1977	2-5	Texas-Pan American	1988	2012	4-0				
Portland	1987	1987	1-0	Texas-San Antonio	2006	2009	2-1				
Prairie View A&M	2009	2009	1-0	Texas Southern	1990	2007	5-0				

2014-15 opponents listed in bold face

Abilene Christian (Iowa leads, 2-0)

 11/30/85 W 92-62 Iowa City, IA
 11/17/13 W 103-41 Iowa City, IA

Air Force Academy (Iowa leads, 1-0)

12/28/04 W 73-63 Iowa City, IA

Alabama (Series Tied, 1-1)

 %11/19/06 L 60-72 St. Thomas, VI
 %11/19/10 W 55-47 St. Thomas, VI

Alabama-Birmingham (Iowa leads, 1-0)

*3/11/99 W 77-64 Denver, CO

Alabama State (Iowa leads 1-0)

%11/30/01 W 73-64 Iowa City, IA

Alaska-Anchorage (Iowa leads, 1-0)

11/28/86 W 91-81 Anchorage, AK

American-Puerto Rico (Iowa leads, 1-0)

%12/20/92 W 101-47 San Juan, P. Rico

Arizona (Iowa leads, 5-3)

 12/7/57 W 80-63 Iowa City, IA
 12/19/60 W 105-64 Iowa City, IA
 %12/26/62 W 57-56 Portland, OR
 %12/29/75 W 82-80 Honolulu, HI
 2/7/87 W 89-80 Tucson, AZ
 12/12/87 L 59-66 Iowa City, IA
 *3/25/88 L 79-99 Seattle, WA
 *3/17/96 L 73-87 Tempe, AZ

Arizona State (ASU leads, 2-1)

 %12/7/80 L 88-96 Tempe, AZ
 12/17/05 W 62-43 Iowa City, IA
 11/25/06 L 64-67 Tempe, AZ

Arkansas (Iowa leads, 3-2)

 %12/29/65 W 77-75 El Paso, TX
 %12/28/85 W 71-52 Honolulu, HI
 *3/14/85 L 54-63 Salt Lake City, UT
 %12/30/94 L 92-101 Honolulu, HI
 *3/13/99 W 82-72 Denver, CO

Arkansas-Little Rock (Iowa leads, 2-0)

 11/24/84 W 76-47 Iowa City, IA
 %11/25/85 W 108-99# Hilo, HI

Arkansas-Pine Bluff (Iowa leads, 1-0)

12/22/13 W 86-61 Iowa City, IA

Arkansas State (ASU leads, 1-0)

12/6/85 L 62-66 Iowa City, IA

Army (Iowa leads, 1-0)

12/6/91 W 74-39 Iowa City, IA

Ashland, Ohio (Iowa leads, 1-0)

12/8/70 W 82-56 Iowa City, IA

Augustana, IL (Iowa leads, 8-2)

 1/17/02 W 22-21 Rock Island, IL
 1/7/04 W 20-12 Rock Island, IL
 1/30/04 L 21-44 Iowa City, IA
 1/21/05 L 20-41 Rock Island, IL
 2/4/05 W 28-24 Iowa City, IA
 1905 W 25-11 Iowa City, IA
 3/2/06 W 28-25 Rock Island, IL
 12/10/21 W 41-16 Iowa City, IA
 1/15/44 W 56-30 Iowa City, IA
 12/1/45 W 87-25 Iowa City, IA

Augustana, SD (Iowa leads, 1-0)

11/29/75 W 111-81 Iowa City, IA

Austin Peay (Iowa leads, 1-0)

12/27/96 W 90-58 Iowa City, IA

Baylor (Series tied, 1-1)

 %12/2/83 W 67-44 Iowa City, IA
 &4/4/13 L 54-74 New York, NY

Boise State (Iowa Leads, 1-0)

12/22/11 W 81-72 Iowa City, IA

Boston College (BC leads, 2-0)

 %12/30/74 L 81-86 Pullman, WA
 12/02/08 L 55-57 Boston, MA

Boston University (Iowa leads, 3-0)

 %12/7/84 W 67-53 Iowa City, IA
 %12/28/85 W 76-71 Pullman, WA
 %11/13/01 W 89-59 Iowa City, IA

Bowling Green (Iowa leads, 3-0)

 12/2/67 W 79-73 Iowa City, IA
 12/14/71 W 89-78 Bowling Green, OH
 11/20/09 W 68-46 Iowa City, IA

Bradley (Iowa leads, 6-4)

 1/18/30 L 28-35 Iowa City, IA
 12/15/30 L 16-17 Iowa City, IA
 12/5/31 L 19-24 Iowa City, IA
 12/3/32 W 42-29 Iowa City, IA
 2/3/34 W 43-25 Iowa City, IA
 12/5/36 W 33-27 Iowa City, IA
 2/10/73 W 90-73 Peoria, IL
 12/8/75 W 100-96 Peoria, IL
 12/6/76 W 90-77 Iowa City, IA
 %11/23/07 L 56-67 South Padre Island, TX

Brigham Young (Iowa leads, 2-0)

 11/27/82 W 91-80 Provo, UT
 12/9/86 W 86-75 Iowa City, IA

Brigham Young-Hawaii (Iowa leads, 1-0)

12/23/94 W 61-57 Laie, HI

Brown (Iowa leads, 2-0)

 12/2/88 W 109-61 Iowa City, IA
 12/3/11 W 75-54 Iowa City, IA

Bryant University (Iowa leads, 1-0)

12/5/08 W 61-36 Iowa City, IA

Bucknell (Iowa leads, 1-0)

12/28/97 W 91-52 Iowa City, IA

Butler (Series tied, 6-6)

 12/15/23 W 26-23 Iowa City, IA
 12/18/24 L 22-26 Iowa City, IA
 12/17/25 W 26-24 Iowa City, IA
 1927 L 32-47 Iowa City, IA
 12/18/37 W 36-31 Indianapolis, IN
 12/17/38 L 29-31 Indianapolis, IN
 12/18/39 L 25-32 Indianapolis, IN
 12/20/41 L 35-41 Indianapolis, IN
 12/11/50 L 51-54 Indianapolis, IN
 2/4/52 W 58-57 Iowa City, IA
 12/1/52 W 62-52 Iowa City, IA
 %12/27/91 W 114-92 Tampa, FL

California (Iowa leads, 6-4)

 12/27/51 W 69-64 Berkeley, CA
 12/27/52 W 69-60 Iowa City, IA
 12/30/55 L 45-70 Berkeley, CA
 12/19/58 L 52-71 Berkeley, CA
 %12/28/60 W 83-80#### Los Angeles, CA
 12/21/66 W 72-62 Iowa City, IA
 12/22/67 L 73-79 Berkeley, CA
 12/10/76 W 94-73 Iowa City, IA
 12/10/77 W 75-70 Berkeley, CA
 %11/25/96 L 59-75 Maui, HI

Cal-Irvine (Iowa leads, 2-1)

 %12/29/86 W 105-103 Long Beach, CA
 %12/5/87 W 124-88 Iowa City, IA
 12/29/93 L 78-86 Irvine, CA

Cal-Poly (Iowa leads, 1-0)

11/30/68 W 91-73 Iowa City, IA

Cal-State Northridge (Iowa leads, 2-0)

 12/3/77 W 66-63 Iowa City, IA
 12/29/96 W 90-65 Iowa City, IA

Cal-Santa Barbara (Iowa leads, 1-0)

%12/2/89 W 85-79 Iowa City, IA

Campbell (Campbell leads, 1-0)

11/23/11 L 61-77 Iowa City, IA

Carleton (Iowa leads, 10-6)

 2/9/11 W 25-14 Northfield, MN
 3/2/12 L 9-15 Northfield, MN
 3/8/13 L 20-28 Northfield, MN
 2/13/14 L 16-25 Northfield, MN
 1/23/15 L 19-20 Northfield, MN
 12/12/31 L 26-35 Iowa City, IA
 12/17/32 W 34-19 Iowa City, IA
 12/16/33 W 44-24 Iowa City, IA
 12/10/34 W 36-23 Iowa City, IA
 12/10/35 W 52-27 Iowa City, IA
 12/10/36 W 52-26 Iowa City, IA
 12/9/37 W 44-20 Iowa City, IA
 12/3/38 L 33-37 Iowa City, IA
 12/2/39 W 24-21 Northfield, MN
 12/14/42 W 46-43 Iowa City, IA
 12/1/47 W 82-43 Iowa City, IA

Carnegie Tech (Iowa leads, 1-0)

12/23/49 W 73-42 Iowa City, IA

Cedar Rapids YMCA (Iowa leads, 2-0)

 12/7/07 W 69-39 Cedar Rapids, IA
 12/14/07 W 63-12 Iowa City, IA

Centenary College (Iowa leads, 3-0)

 1/4/92 W 121-76 Iowa City, IA
 12/19/00 W 72-52 Iowa City, IA
 %12/3/04 W 88-53 Iowa City, IA

Central Arkansas (Iowa leads, 1-0)

12/19/11 W 105-64 Iowa City, IA

Central Connecticut State (Iowa leads, 1-0)

1/2/93 W 104-58 Iowa City, IA

Central Florida (Iowa leads, 1-0)

12/14/88 W 102-68 Iowa City, IA

Central Michigan (Iowa leads, 1-0)

11/12/12 W 73-61 Iowa City, IA

Chaminade (Iowa leads, 2-0)

 12/30/90 W 104-64 Chaminade, HI
 %11/27/96 W 67-37 Maui, HI

Charleston Southern (Iowa leads, 1-0)

%11/15/08 W 68-48 Iowa City, IA

Chicago (Iowa leads, 33-17)

 3/10/05 L 16-20 Chicago, IL
 2/2/06 L 20-27 Chicago, IL
 12/20/07 L 26-35 Iowa City, IA
 1908 L 12-32 Chicago, IL
 1/28/09 L 10-29 Chicago, IL
 1/17/13 L 8-28 Chicago, IL
 1/17/14 L 13-47 Chicago, IL
 2/16/14 L 13-28 Iowa City, IA
 1/15/15 W 19-18 Chicago, IL
 2/12/16 W 16-15 Iowa City, IA
 1/16/17 L 15-22 Chicago, IL
 2/9/17 W 24-17 Iowa City, IA
 1/5/18 L 20-46 Chicago, IL
 2/23/18 W 29-26 Iowa City, IA
 1/17/19 L 19-31 Chicago, IL
 2/19/19 L 10-22 Iowa City, IA
 1/27/20 W 22-19 Iowa City, IA
 2/10/20 L 18-37 Chicago, IL
 1/22/21 L 17-42 Chicago, IL
 1/31/21 W 17-16 Iowa City, IA
 2/1/22 W 27-17 Chicago, IL
 1/6/23 W 35-23 Chicago, IL
 2/3/23 W 20-12 Iowa City, IA
 2/2/24 L 18-31 Iowa City, IA
 2/16/24 W 21-13 Chicago, IL
 1/19/26 W 18-13 Chicago, IL
 2/27/26 W 32-20 Iowa City, IA

1926	W	19-13	Chicago, IL
1927	W	25-23	Iowa City, IA
1929	W	23-21	Chicago, IL
1929	W	31-20	Iowa City, IA
2/6/32	W	43-25	Iowa City, IA
2/29/32	W	46-28	Chicago, IL
1/16/33	W	36-32	Chicago, IL
2/6/33	W	42-12	Iowa City, IA
1/7/35	W	39-29	Iowa City, IA
2/23/35	L	40-41	Chicago, IL
2/15/36	W	33-20	Iowa City, IA
3/2/36	W	47-39	Chicago, IL
2/12/38	W	42-29	Chicago, IL
2/19/38	L	35-38	Iowa City, IA
1/16/39	W	29-19	Iowa City, IA
1/15/40	W	41-27	Chicago, IL
2/3/41	W	58-36	Iowa City, IA
1/5/42	W	53-39	Chicago, IL
2/2/42	W	64-40	Iowa City, IA
2/22/43	W	62-34	Chicago, IL
2/5/44	W	103-31	Iowa City, IA
1/21/46	W	58-32	Chicago, IL
2/2/46	W	68-36	Iowa City, IA

Chicago State (Iowa leads, 4-0)

12/1/72	W	101-44	Iowa City, IA
12/18/90	W	93-70	Iowa City, IA
11/14/97	W	105-60	Iowa City, IA
11/11/11	W	96-53	Iowa City, IA

Cincinnati (Cincinnati leads, 6-2)

%12/30/59	L	83-96	New York, NY
2/4/61	L	60-77	Cincinnati, OH
12/30/66	W	78-69	Cincinnati, OH
12/18/69	L	105-114	Cincinnati, OH
12/17/70	L	70-73#	Iowa City, IA
1/22/71	L	69-73	Cincinnati, OH
%12/6/80	W	69-64	Tempe, AZ
*3/17/05	L	64-76	Indianapolis, IN

Citadel (Iowa leads, 2-0)

11/13/06	W	75-53	Iowa City, IA
11/20/08	W	70-48	Charleston, SC

Clemson (Iowa leads, 2-1)

12/17/62	W	74-64	Iowa City, IA
%12/18/81	W	80-68	Houston, TX
11/29/11	L	55-71	Iowa City, IA

Coe College (Iowa leads, 15-2)

3/4/05	W	50-9	Iowa City, IA
1905	W	65-20	Cedar Rapids, IA
2/17/06	W	43-13	Cedar Rapids, IA
3/3/06	W	70-12	Iowa City, IA
1/12/07	W	49-36	Iowa City, IA
2/16/07	L	31-33	Cedar Rapids, IA
2/15/08	W	42-28	Cedar Rapids, IA
2/27/08	W	38-12	Iowa City, IA
1/21/09	W	48-10	Iowa City, IA
2/9/09	W	36-24	Cedar Rapids, IA
1/10/09	W	32-17	Iowa City, IA
1/10/10	W	51-19	Iowa City, IA
2/3/13	W	42-12	Iowa City, IA
1/8/18	W	25-22	Iowa City, IA
1/1/20	W	39-11	Iowa City, IA
1/2/20	L	21-22	Iowa City, IA
1/6/21	W	33-5	Iowa City, IA

Colgate (Iowa leads, 3-0)

%11/30/90	W	80-59	Iowa City, IA
%12/2/95	W	79-59	Iowa City, IA
%11/15/05	W	73-51	Iowa City, IA

Colorado (Iowa leads, 4-3)

12/21/53	W	78-72	Iowa City, IA
3/19/55	L	54-75	Kansas City, MO
12/12/55	L	57-60	Boulder, CO
12/1/58	W	67-46	Iowa City, IA
12/14/59	L	68-76	Boulder, CO
12/19/83	W	72-56	Iowa City, IA
12/28/95	W	100-85	Boulder, CO

Colorado College (Iowa leads, 2-0)

12/4/48	W	77-44	Iowa City, IA
12/1/49	W	76-54	Iowa City, IA

Colorado State (Series tied, 2-2)

12/15/53	W	72-55	Iowa City, IA
%12/26/63	L	56-61	Pullman, WA
12/2/78	L	69-72	Fort Collins, CO
12/3/79	W	113-66	Iowa City, IA

Concordia, MO (Concordia leads, 1-0)

2/15/30	L	32-41	St. Louis, MO
---------	---	-------	---------------

Connecticut (Iowa leads, 2-1)

%11/24/95	W	101-95#	Anchorage, AK
*3/18/99	L	68-78	Phoenix, AZ
%11/11/99	W	70-68	New York, NY

Coppin State (Iowa leads, 3-0)

12/23/98	W	87-73	Iowa City, IA
%12/2/06	W	83-67	Iowa City, IA
12/22/12	W	80-50	Iowa City, IA

Cornell, IA (Iowa leads, 16-4)

2/20/11	W	24-10	Iowa City, IA
2/22/12	W	24-10	Iowa City, IA
2/5/13	W	13-3	Mt. Vernon, IA
2/18/13	W	19-16	Iowa City, IA
1/14/14	W	50-13	Iowa City, IA
3/3/14	W	20-13	Mt. Vernon, IA
1/16/15	W	32-16	Iowa City, IA
3/1/15	W	36-22	Mt. Vernon, IA
1/7/15	W	30-12	Iowa City, IA
2/7/16	W	28-19	Mt. Vernon, IA
1/9/16	W	28-13	Iowa City, IA
12/15/17	L	18-38	Iowa City, IA
2/22/19	W	28-6	Iowa City, IA
12/15/19	L	20-22	Iowa City, IA
12/17/19	L	16-24	Iowa City, IA
12/18/19	L	32-35	Iowa City, IA
1/10/21	W	44-13	Iowa City, IA
12/17/21	W	34-14	Iowa City, IA
12/19/22	W	36-19	Iowa City, IA
12/18/23	W	25-15	Iowa City, IA

Cornell, NY (Iowa leads, 3-0)

%12/28/57	W	73-68	Buffalo, NY
%12/27/84	W	59-56#	Honolulu, HI
12/30/06	W	65-50	Iowa City, IA

Creighton (Iowa leads, 14-11)

12/22/22	L	17-19	Omaha, NE
12/23/22	W	20-17	Omaha, NE
1/2/24	L	13-36	Omaha, NE
1/17/25	L	20-38	Iowa City, IA
1928	W	30-26	Iowa City, IA
1929	W	28-26	Iowa City, IA
1930	W	33-28	Iowa City, IA
12/23/30	W	28-22	Omaha, NE
2/3/33	W	37-30	Iowa City, IA
12/11/48	W	77-38	Iowa City, IA
3/4/50	W	70-46	Iowa City, IA
12/12/60	W	89-71	Iowa City, IA
2/3/62	L	67-68	Iowa City, IA
12/16/63	L	72-77#	Iowa City, IA
12/12/64	W	98-83	Iowa City, IA
12/8/65	W	103-77	Iowa City, IA
12/5/66	L	68-69	Omaha, NE
12/21/68	W	100-73	Iowa City, IA
12/20/69	L	88-97	Iowa City, IA
12/4/70	L	73-98	Omaha, NE
%12/1/90	W	83-77	Iowa City, IA
11/25/98	L	73-75	Iowa City, IA
11/27/99	L	76-85	Omaha, NE
*3/15/01	W	69-56	Long Island, NY
11/20/11	L	59-82	Des Moines, IA

Dartmouth (Iowa leads, 2-0)

1/23/88	W	102-87	Iowa City, IA
12/20/94	W	104-65	Iowa City, IA

Davidson (Iowa leads, 1-0)

2/1/69	W	76-61	Davidson, NC
--------	---	-------	--------------

Dayton (Iowa leads, 2-0)

%12/23/79	W	61-54	Dayton, OH
&3/13/12	W	84-75	Iowa City, IA

Delaware (Iowa leads, 1-0)

%12/5/86	W	95-47	Iowa City, IA
----------	---	-------	---------------

Denver (Iowa leads 7-0)

12/16/36	W	34-30	Iowa City, IA
12/11/39	W	44-32	Iowa City, IA
1/1/44	W	63-20	Iowa City, IA
12/19/44	W	60-41	Iowa City, IA
12/8/45	W	67-40	Iowa City, IA
12/8/56	W	58-57	Iowa City, IA
12/17/77	W	107-65	Iowa City, IA

DePaul (Iowa leads, 2-1)

12/19/38	W	34-29	Chicago, IL
12/18/1956	L	72-73	Chapel Hill, NC
&3/15/95	W	97-86	Moline, IL

DePauw (Iowa leads, 4-0)

2/5/40	W	35-25	Iowa City, IA
1/3/41	W	45-35	Iowa City, IA
12/4/50	W	74-67	Iowa City, IA
12/8/51	W	69-53	Iowa City, IA

Des Moines College (Iowa leads, 1-0)

1/29/03	W	NA	Des Moines, IA
---------	---	----	----------------

Des Moines YMCA (D.M. YMCA leads, 5-3)

2/14/02	W	42-17	Des Moines, IA
1/30/03	L	21-24	Des Moines, IA
1/15/04	W	23-16	Des Moines, IA
1/27/05	W	24-22	Des Moines, IA
2/18/05	L	25-33	Iowa City, IA
2/23/06	L	27-33	Des Moines, IA
1/18/07	L	26-32	Des Moines, IA
1/2/13	L	10-15	Des Moines, IA

Detroit Mercy (Iowa leads, 7-0)

12/21/40	W	37-35	Detroit, MI
12/12/46	W	67-51	Iowa City, IA
2/5/66	W	107-73	Detroit, MI
12/8/79	W	80-57	Detroit, MI
12/1/80	W	98-55	Iowa City, IA
%12/5/98	W	61-60	Iowa City, IA
%12/28/00	W	69-68	Honolulu, HI

Drake (Iowa leads, 57-10)

2/22/09	W	36-13	Des Moines, IA
2/4/10	W	26-8	Des Moines, IA
3/1/10	W	43-7	Iowa City, IA
1/21/11	W	30-20	Iowa City, IA
2/23/11	W	23-15	Des Moines, IA
1/29/16	W	31-24	Iowa City, IA
2/15/16	W	22-14	Des Moines, IA
1/2430	W	25-18	Des Moines, IA
2/22/30	L	25-26	Iowa City, IA
1/5/31	W	21-20	Des Moines, IA
1/4/32	W	24-18	Des Moines, IA
12/12/32	W	52-11	Des Moines, IA
1/30/34	W	39-18	Des Moines, IA
1/3/35	L	25-45	Des Moines, IA
1/4/36	W	35-22	Iowa City, IA
12/11/65	W	66-60	Des Moines, IA
12/18/65	W	69-51	Iowa City, IA
12/10/66	W	90-83	Des Moines, IA
12/17/66	W	83-75	Iowa City, IA
12/16/67	L	65-74	Iowa City, IA
12/14/68	L	74-89	Des Moines, IA
12/22/69	W	101-78	Iowa City, IA
12/12/70	L	70-72	Des Moines, IA
12/30/71	W	89-83	Iowa City, IA
12/27/72	L	80-98	Des Moines, IA
12/4/73	W	70-55	Iowa City, IA
12/3/74	W	86-81	Des Moines, IA
12/23/75	W	77-73	Iowa City, IA
2/10/76	W	71-65	Des Moines, IA
12/4/76	W	86-71	Des Moines, IA

2/14/80	L	55-66	Iowa City, IA
1/22/81	W	56-53	Bloomington, IN
2/19/81	W	78-65	Iowa City, IA
2/4/82	W	62-40	Iowa City, IA
2/13/82	L	58-73	Bloomington, IN
1/29/83	W	63-48	Iowa City, IA
2/16/83	W	58-57	Bloomington, IN
1/28/84	L	47-54	Bloomington, IN
2/16/84	L	45-49	Iowa City, IA
1/31/85	W	72-59	Bloomington, IN
3/3/85	W	70-50	Iowa City, IA
1/30/86	W	79-69	Iowa City, IA
3/2/86	L	73-80	Bloomington, IN
1/22/87	W	101-88	Iowa City, IA
2/21/87	L	75-84	Bloomington, IN
1/6/88	W	84-70	Iowa City, IA
3/12/88	L	89-116	Bloomington, IN
1/30/89	L	89-104	Bloomington, IN
3/11/89	W	87-70	Iowa City, IA
1/18/90	L	79-83	Iowa City, IA
2/17/90	L	71-118	Bloomington, IN
1/19/91	L	79-99	Iowa City, IA
2/21/91	W	80-79#	Bloomington, IN
2/9/92	L	66-81	Bloomington, IN
3/4/92	L	60-64	Iowa City, IA
1/6/93	L	67-75	Bloomington, IN
2/6/93	L	66-73	Iowa City, IA
1/11/94	L	75-89	Iowa City, IA
2/12/94	L	91-93	Bloomington, IN
1/7/95	W	74-55	Iowa City, IA
3/12/95	L	79-110	Bloomington, IN
1/30/96	L	73-76	Bloomington, IN
2/11/96	W	76-50	Iowa City, IA
2/4/97	W	75-67	Iowa City, IA
12/31/97	W	89-76	Bloomington, IN
2/28/98	W	84-70	Iowa City, IA
12/31/98	W	67-52	Iowa City, IA
2/27/99	L	81-88	Bloomington, IN
1/18/00	L	71-74	Bloomington, IN
1/27/01	W	71-66	Iowa City, IA
3/11/01	W	63-61	Chicago, IL
1/13/02	L	66-77	Iowa City, IA
2/5/02	L	51-79	Bloomington, IN
3/9/02	W	62-60	Indianapolis, IN
2/19/03	L	63-79	Iowa City, IA
3/1/03	L	88-91#	Bloomington, IN
2/7/04	W	84-82##	Bloomington, IN
1/29/05	W	72-57	Iowa City, IA
1/24/06	W	73-60	Iowa City, IA
2/11/06	W	70-67	Bloomington, IN
1/16/07	L	64-71	Bloomington, IN
2/3/07	W	81-75	Iowa City, IA
1/2/08	L	76-79	Iowa City, IA
1/23/08	L	43-65	Bloomington, IN
1/3/09	W	65-60	Iowa City, IA
2/4/09	L	60-68	Bloomington, IN
1/24/10	W	58-43	Bloomington, IN
2/28/10	W	73-57	Iowa City, IA
1/23/11	W	91-77	Iowa City, IA
2/5/11	W	64-63	Bloomington, IN
1/29/12	L	103-89	Bloomington, IN
2/19/12	W	78-66	Iowa City, IA
12/31/12	L	65-69	Iowa City, IA
3/2/13	L	60-73	Bloomington, IN
2/27/14	L	86-93	Bloomington, IN
Indiana State (Iowa leads, 2-0)			
12/16/40	W	39-37	Iowa City, IA
8/20/13	W	68-52	Iowa City, IA
Iowa National Guard (Iowa leads, 2-1)			
2/28/05	L	26-46	Muscatine, IA
1/26/06	W	42-26	Fairfield, IA
1/1/13	W	25-16	Fort Dodge, IA
Iowa State (Iowa leads, 43-24)			
2/5/09	W	30-27	Ames, IA
2/26/10	W	24-12	Iowa City, IA
2/8/13	W	27-15	Iowa City, IA
2/25/13	W	21-13	Ames, IA
1/31/14	W	22-15	Iowa City, IA
2/24/14	W	21-16	Ames, IA

2/16/15	W	27-12	Iowa City, IA
3/4/15	W	23-18	Ames, IA
2/19/16	W	26-9	Iowa City, IA
3/4/16	W	22-14	Ames, IA
2/16/17	L	12-24	Ames, IA
2/27/17	W	15-13	Iowa City, IA
2/9/18	W	24-9	Iowa City, IA
3/1/18	W	22-20	Ames, IA
2/15/19	W	27-17	Iowa City, IA
3/1/19	W	29-20	Ames, IA
1/23/20	W	27-15	Iowa City, IA
3/6/20	W	26-19	Ames, IA
2/15/21	L	16-20	Iowa City, IA
3/11/21	L	18-26	Ames, IA
12/11/33	W	30-12	Iowa City, IA
1/1/35	L	33-41	Ames, IA
1/23/70	W	87-68	Iowa City, IA
12/18/71	L	94-97	Ames, IA
1/2/73	W	66-57	Iowa City, IA
1/7/74	L	77-94	Ames, IA
12/12/74	W	77-66	Iowa City, IA
12/12/75	W	91-77	Ames, IA
12/18/76	W	85-64	Iowa City, IA
11/26/77	L	78-79	Ames, IA
12/11/78	W	67-66	Iowa City, IA
12/15/79	W	67-64	Ames, IA
12/20/80	W	85-59	Iowa City, IA
12/8/81	W	79-68	Ames, IA
1/15/83	W	73-56	Iowa City, IA
1/14/84	L	72-76##	Ames, IA
12/4/84	L	50-54	Iowa City, IA
12/10/85	L	61-74	Ames, IA
12/20/86	W	89-64	Iowa City, IA
12/19/87	L	100-102#	Ames, IA
12/10/88	W	91-71	Iowa City, IA
12/7/89	W	89-87	Ames, IA
12/8/90	W	75-73	Iowa City, IA
12/14/91	L	84-98	Ames, IA
12/12/92	W	78-51	Iowa City, IA
12/11/93	L	79-86	Ames, IA
12/10/94	L	63-76	Iowa City, IA
12/9/95	W	56-50	Ames, IA
12/14/96	L	74-81	Iowa City, IA
12/13/97	W	60-59	Ames, IA
12/12/98	W	74-54	Iowa City, IA
12/11/99	L	66-79	Ames, IA
12/9/00	W	80-68	Iowa City, IA
12/8/01	W	78-53	Ames, IA
12/13/02	L	69-73	Iowa City, IA
8/21/03	W	54-53	Ames, IA
1/21/04	L	76-84	Ames, IA
12/10/04	W	70-63	Iowa City, IA
12/9/05	L	60-72	Ames, IA
12/8/06	W	77-59	Iowa City, IA
12/8/07	L	47-56	Ames, IA
12/12/08	W	73-57	Iowa City, IA
12/11/09	L	71-81	Ames, IA
12/10/10	L	72-75	Iowa City, IA
12/9/11	L	76-86	Ames, IA
12/7/12	W	80-71	Iowa City, IA
12/13/13	L	82-85	Ames, IA
Iowa Wesleyan (Iowa leads, 3-0)			
12/20/11	W	41-22	Iowa City, IA
12/14/14	W	46-22	Iowa City, IA
12/21/15	W	55-6	Iowa City, IA
IPFW (Iowa Leads, 1-0)			
11/26/11	W	82-72	Iowa City, IA
Ithaca (Iowa leads, 1-0)			
12/13/48	W	78-26	Iowa City, IA
Jackson State (Iowa leads, 1-0)			
12/12/88	W	86-71	Iowa City, IA
Jacksonville (Jacksonville leads, 1-0)			
*3/12/70	L	103-104	Columbus, OH
James Madison (Iowa leads, 1-0)			
%12/28/82	W	47-45	Rochester, NY

Kansas (Iowa leads, 7-3)			
2/5/02	W	40-27	Iowa City, IA
2/14/06	W	29-19	Iowa City, IA
1/29/42	L	51-53	Iowa City, IA
1/3/72	W	81-68	Iowa City, IA
12/9/72	W	69-56	Lawrence, KS
1/2/74	L	71-72	Iowa City, IA
12/7/74	L	54-89	Lawrence, KS
%11/28/87	W	100-81	Maui, HI
12/8/98	W	85-81	Lawrence, KS
2/3/00	W	77-69	Iowa City, IA
Kansas City AC (K. C. AC leads, 1-0)			
1/23/07	L	28-35	Kansas City, MO
Kansas State (Series tied, 4-4)			
12/7/46	W	54-41	Iowa City, IA
12/22/56	W	85-83	Iowa City, IA
12/14/57	L	69-86	Manhattan, KS
12/13/72	L	62-68	Iowa City, IA
12/11/73	L	67-105	Manhattan, KS
12/23/00	L	78-86	Manhattan, KS
12/22/01	W	89-70	Iowa City, IA
%11/29/08	W	65-63	Las Vegas, NV
Kent State (Iowa leads, 3-0)			
11/29/76	W	84-55	Iowa City, IA
11/28/77	W	82-64	Kent, OH
11/25/78	W	111-76	Iowa City, IA
Kentucky (Kentucky leads, 5-3)			
*3/17/56	W	89-77	Iowa City, IA
%12/21/62	L	69-94	Lexington, KY
12/4/64	L	77-85	Lexington, KY
12/4/72	W	79-66	Lexington, KY
12/14/73	L	80-88	Iowa City, IA
*3/15/97	L	69-75	Salt Lake City, UT
*3/17/01	L	79-92	Long Island, NY
%11/21/05	W	67-63	Kansas City, MO
Knox (Iowa leads, 4-0)			
12/31/21	W	27-21	Galesburg, IL
12/16/22	W	21-11	Iowa City, IA
1927	W	30-21	Iowa City, IA
2/6/43	W	62-45	Iowa City, IA
Lafayette (Iowa leads, 1-0)			
1/11/88	W	109-68	Iowa City, IA
LaSalle (Series tied, 1-1)			
*3/18/55	L	73-76	Kansas City, MO
%12/7/96	W	65-60	Iowa City, IA
Lawrence Tech (Lawrence Tech leads, 1-0)			
12/10/49	L	49-54	Southfield, MI
Leander-Clarke (Iowa leads, 3-0)			
1/16/12	W	23-11	Iowa City, IA
12/16/12	W	14-10	Iowa City, IA
12/12/13	W	24-13	Iowa City, IA
Lehigh (Iowa leads, 2-0)			
%12/7/85	W	89-68	Iowa City, IA
12/3/94	W	104-77	Iowa City, IA
Lewis Institute (Lewis Institute leads, 2-0)			
1905	L	25-31	Iowa City, IA
2/17/11	L	10-19	Chicago, IL
Liberty (Iowa leads, 1-0)			
12/22/02	W	87-49	Iowa City, IA
Lombard (Iowa leads, 2-1)			
12/19/16	W	39-11	Iowa City, IA
12/20/17	L	15-25	Iowa City, IA
12/20/21	W	26-14	Iowa City, IA
Long Beach State (Series Tied, 1-1)			
%12/4/93	W	101-79	Iowa City, IA
%11/22/10	L	72-78	Virgin Islands, VI

Long Island (Iowa leads, 2-0)

12/17/94 W 102-72 Iowa City, IA
11/29/97 W 101-69 Iowa City, IA

Loyola-Chicago (Iowa leads, 4-3)

12/19/35 W 33-26 Chicago, IL
12/28/50 W 61-56 Chicago, IL
12/4/54 W 89-79 Chicago, IL
2/2/63 L 68-86 Chicago, IL
2/1/64 L 71-85 Chicago, IL
2/4/67 L 87-98 Chicago, IL
1/8/68 W 71-65 Iowa City, IA

Loyola Marymount (Iowa leads, 2-0)

12/17/55 W 84-61 Iowa City, IA
%12/6/86 W 103-80 Iowa City, IA

Loyola-New Orleans (Iowa leads, 2-0)

12/17/56 W 80-65 Iowa City, IA
12/22/59 W 68-96 Iowa City, IA

Los Angeles State (Iowa leads, 1-0)

12/18/61 W 82-72 Iowa City, IA

Louisiana-Monroe (Iowa leads, 4-1)

12/6/75 W 97-87 Iowa City, IA
*3/12/82 W 70-63 Pullman, WA
*3/19/93 W 82-69 Nashville, TN
%11/30/07 L 67-72# Iowa City, IA
11/16/10 W 68-40 Iowa City, IA

Louisiana Tech (Iowa leads, 3-0)

%12/7/91 W 84-65 Iowa City, IA
11/17/01 W 75-67 Iowa City, IA
12/21/11 W 77-58 Iowa City, IA

Louisiana State (LSU leads, 3-0)

%12/28/64 L 81-92 Pullman, WA
%11/26/96 L 60-70+ Maui, HI
&3/13/02 L 61-63 Iowa City, IA

Louisville (Series tied, 2-2)

*3/22/80 L 72-80 Indianapolis, IN
12/7/83 L 58-79 Louisville, KY
11/29/03 W 70-69# Indianapolis, IN
%11/22/04 W 76-71 Maui, HI

Luther (Iowa leads, 3-0)

1908 W 34-32 Decorah, IA
2/26/09 W 34-12 Decorah, IA
1/19/10 W 19-15 Decorah, IA

Mankato State (Iowa leads, 1-0)

12/1/77 W 91-71 Iowa City, IA

Marquette (Iowa leads, 10-7)

1/15/23 L 20-21 Iowa City, IA
1/11/24 W 28-17 Milwaukee, WI
1/2/26 W 19-16 Milwaukee, WI
1927 W 35-21 Milwaukee, WI
12/31/27 W 31-17 Milwaukee, WI
1929 W 38-15 Milwaukee, WI
12/21/29 L 19-29 Milwaukee, WI
3/4/30 L 21-39 Iowa City, IA
12/30/35 W 31-27 Milwaukee, WI
1/2/37 W 37-34 Milwaukee, WI
1/1/38 L 23-36 Milwaukee, WI
12/30/39 L 43-49# Milwaukee, WI
*3/12/55 W 86-81 Kansas City, MO
12/23/72 L 61-69 Iowa City, IA
12/8/73 L 70-86 Milwaukee, WI
12/5/81 W 86-65# Milwaukee, WI
12/8/82 W 87-66 Iowa City, IA

Maryland (Maryland leads, 2-1)

%12/25/84 L 68-70 Honolulu, HI
11/30/99 L 65-83 Baltimore, MD
&4/2/13 W 71-60 New York, NY

Maryland-Baltimore Co. (Iowa leads, 1-0)

12/15/90 W 98-81 Iowa City, IA

Maryland Eastern Shore (Iowa leads, 5-0)

11/23/91 W 101-45 Iowa City, IA
11/13/01 W 89-59 Iowa City, IA
%11/14/05 W 86-41 Iowa City, IA
%11/20/07 W 65-48 Iowa City, IA
11/14/13 W 109-63 Iowa City, IA

McNeese State (Iowa leads, 1-0)

11/26/88 W 77-56 Iowa City, IA

Memphis (Iowa leads, 2-0)

%2/30/83 W 73-66 Los Angeles, CA
%11/20/01 W 75-71 Kansas City, MO

Mercer (Iowa leads, 1-0)

12/28/01 W 77-43 Iowa City, IA

Miami, Ohio (Iowa leads, 2-0)

2/8/58 W 82-77 Iowa City, IA
12/9/61 W 75-55 Iowa City, IA

Michigan (Michigan leads, 91-59)

1/21/21 L 15-19 Ann Arbor, MI
2/27/22 L 20-22 Iowa City, IA
3/4/22 L 19-25 Ann Arbor, MI
1/15/23 W 18-17 Iowa City, IA
3/3/23 W 20-18 Ann Arbor, MI
1/19/24 L 18-23 Ann Arbor, MI
2/25/24 L 25-27 Iowa City, IA
1/11/26 L 16-22 Ann Arbor, MI
2/13/26 W 24-21 Iowa City, IA
1927 L 22-41 Iowa City, IA
1927 L 29-31# Ann Arbor, MI
1929 L 25-36 Iowa City, IA
1929 L 18-25 Ann Arbor, MI
2/15/32 L 22-40 Ann Arbor, MI
2/27/32 L 27-35 Iowa City, IA
1/7/33 L 25-33 Iowa City, IA
2/18/33 W 36-35 Ann Arbor, MI
2/16/35 L 27-29 Iowa City, IA
2/25/35 W 37-25 Ann Arbor, MI
2/3/36 L 27-31# Ann Arbor, MI
2/22/36 L 25-31 Iowa City, IA
2/14/38 W 38-20 Ann Arbor, MI
2/26/38 W 37-25 Iowa City, IA
1/21/39 L 32-47 Iowa City, IA
1/13/40 L 38-47 Ann Arbor, MI
2/15/41 L 29-40 Iowa City, IA
1/3/42 W 40-34 Ann Arbor, MI
2/21/42 W 59-38 Iowa City, IA
1/19/45 W 29-27 Ann Arbor, MI
2/3/45 W 50-37 Iowa City, IA
2/15/47 W 55-46 Iowa City, IA
3/1/48 L 35-51 Ann Arbor, MI
3/5/49 W 63-62 Iowa City, IA
1/7/50 L 46-66 Ann Arbor, MI
2/24/51 W 70-48 Iowa City, IA
3/5/51 W 65-55 Ann Arbor, MI
1/7/52 W 54-46 Ann Arbor, MI
2/11/52 W 82-59 Iowa City, IA
12/13/52 W 85-77 Iowa City, IA
1/12/53 L 61-66 Ann Arbor, MI
1/11/54 W 93-78 Iowa City, IA
2/8/54 W 86-68 Ann Arbor, MI
2/26/55 W 96-84 Iowa City, IA
3/7/55 L 58-74 Ann Arbor, MI
1/21/56 W 78-67 Ann Arbor, MI
3/2/57 L 79-83 Iowa City, IA
1/4/58 L 65-73 Iowa City, IA
3/8/58 L 92-95 Ann Arbor, MI
1/31/59 W 78-74 Iowa City, IA
2/16/59 L 86-90 Ann Arbor, MI
3/5/60 W 68-53 Iowa City, IA
2/20/61 W 50-46 Ann Arbor, MI
1/15/62 L 55-56 Ann Arbor, MI
2/24/62 W 68-63 Iowa City, IA
1/7/63 L 67-88 Iowa City, IA
2/25/63 L 70-78 Ann Arbor, MI
3/7/64 L 61-69 Iowa City, IA
2/8/65 L 66-81 Ann Arbor, MI
2/21/66 W 91-82 Iowa City, IA
2/28/66 L 88-103 Ann Arbor, MI
1/23/67 W 91-81 Iowa City, IA

3/11/67 W 83-76 Ann Arbor, MI
2/10/68 W 99-86 Ann Arbor, MI
3/9/68 L 70-71 Iowa City, IA
1/4/69 L 92-99# Ann Arbor, MI
2/15/69 L 85-86 Iowa City, IA
1/6/70 W 107-99 Ann Arbor, MI
3/9/71 L 82-86 Iowa City, IA
1/25/72 L 86-90 Ann Arbor, MI
3/11/72 W 95-69 Iowa City, IA
1/8/73 L 59-71 Ann Arbor, MI
1/29/73 W 75-68 Iowa City, IA
1/26/74 L 84-86# Iowa City, IA
1/18/75 L 70-75 Iowa City, IA
2/15/75 L 75-99 Ann Arbor, MI
1/31/76 L 95-104 Ann Arbor, MI
2/28/76 L 74-88 Iowa City, IA
1/17/77 L 75-99 Iowa City, IA
2/17/77 L 80-91 Ann Arbor, MI
1/12/78 L 56-66 Iowa City, IA
2/25/78 L 76-82 Ann Arbor, MI
1/6/79 W 85-79 Ann Arbor, MI
3/1/79 L 53-61 Iowa City, IA
1/5/80 L 65-68 Ann Arbor, MI
2/28/80 W 83-67 Iowa City, IA
1/17/81 W 75-58 Ann Arbor, MI
2/26/81 W 69-66 Iowa City, IA
1/23/82 W 56-38 Iowa City, IA
2/20/82 L 58-68 Ann Arbor, MI
1/8/83 W 79-72 Iowa City, IA
3/10/83 L 60-66 Ann Arbor, MI
1/7/84 L 49-53 Ann Arbor, MI
3/7/84 L 46-53 Iowa City, IA
1/19/85 L 67-69#### Ann Arbor, MI
2/14/85 L 52-56 Iowa City, IA
1/18/86 L 57-61 Iowa City, IA
2/15/86 L 66-82 Ann Arbor, MI
1/31/87 L 92-100 Ann Arbor, MI
2/28/87 W 95-85 Iowa City, IA
2/3/88 L 103-120 Ann Arbor, MI
2/27/88 W 95-87 Iowa City, IA
2/9/89 L 107-108### Iowa City, IA
3/4/89 L 96-119 Ann Arbor, MI
1/20/90 W 78-76# Iowa City, IA
3/10/90 L 96-127 Ann Arbor, MI
1/10/91 W 79-78 Iowa City, IA
2/9/91 L 70-84 Ann Arbor, MI
1/9/92 L 77-80# Iowa City, IA
2/12/92 L 74-79 Ann Arbor, MI
1/31/93 W 88-80 Iowa City, IA
3/2/93 L 73-82 Ann Arbor, MI
1/8/94 L 70-71 Iowa City, IA
2/16/94 L 76-89 Ann Arbor, MI
1/11/95 L 82-83### Ann Arbor, MI
3/5/95 W 86-69 Iowa City, IA
1/28/96 W 70-61 Iowa City, IA
2/13/96 W 62-55 Ann Arbor, MI
1/19/97 L 71-79 Ann Arbor, MI
2/20/97 W 80-75 Iowa City, IA
2/1/98 L 66-80 Iowa City, IA
\$3/6/98 L 66-77 Chicago, IL
130/99 W 81-68 Ann Arbor, MI
1/22/00 W 83-78 Iowa City, IA
3/1/00 L 78-87 Ann Arbor, MI
1/20/01 L 69-70 Iowa City, IA
2/14/01 L 85-94 Ann Arbor, MI
2/23/02 W 76-56 Iowa City, IA
2/8/03 L 62-70 Ann Arbor, MI
1/28/04 L 84-90 Ann Arbor, MI
2/14/04 W 69-61 Iowa City, IA
\$3/12/04 L 70-79 Indianapolis, IN
1/5/05 L 63-65 Iowa City, IA
3/5/05 W 74-72# Ann Arbor, MI
2/4/06 W 94-66 Iowa City, IA
1/31/07 W 69-62 Ann Arbor, MI
1/19/08 W 68-60 Ann Arbor, MI
2/14/08 L 52-60 Iowa City, IA
\$3/13/08 L 47-55 Indianapolis, IN
1/11/09 L 49-64 Ann Arbor, MI
2/22/09 W 70-60# Iowa City, IA
\$3/12/09 L 45-73 Indianapolis, IN
1/30/10 L 46-60 Ann Arbor, MI
2/16/10 L 78-80# Iowa City, IA
\$3/11/10 L 52-59 Indianapolis, IN

1/30/11	L	73-87	Ann Arbor, MI
2/19/11	L	72-75#	Iowa City, IA
1/14/12	W	75-59	Iowa City, IA
1/6/13	L	67-95	Ann Arbor, MI
1/22/14	L	67-75	Ann Arbor, MI
2/8/14	W	85-67	Iowa City, IA

Michigan State (Michigan State leads, 70-53)

12/22/37	L	37-52	East Lansing, MI
12/23/40	W	40-34	East Lansing, MI
12/30/44	W	66-29	Iowa City, IA
12/18/48	L	43-49	East Lansing, MI
12/5/49	W	73-53	Iowa City, IA
1/15/51	W	46-42	Iowa City, IA
3/3/51	W	65-52	East Lansing, MI
1/5/52	W	61-60	East Lansing, MI
2/25/52	W	64-52	Iowa City, IA
1/10/53	L	61-68	East Lansing, MI
2/9/53	L	48-60	Iowa City, IA
1/4/54	W	73-63	Iowa City, IA
2/27/54	W	60-48	East Lansing, MI
1/10/55	W	94-81	Iowa City, IA
2/19/55	W	78-69	East Lansing, MI
1/7/56	L	64-65	Iowa City, IA
2/16/57	L	67-77	East Lansing, MI
2/10/58	L	84-90	East Lansing, MI
3/1/58	L	65-83	Iowa City, IA
1/5/59	W	80-68	Iowa City, IA
3/7/59	L	74-84	East Lansing, MI
1/11/60	W	92-79	Iowa City, IA
1/23/60	L	80-90	East Lansing, MI
1/14/61	W	86-72	Iowa City, IA
3/6/61	L	64-74	East Lansing, MI
2/19/62	W	59-51	Iowa City, IA
1/21/63	W	60-59	East Lansing, MI
2/15/64	L	82-107	East Lansing, MI
2/22/64	L	89-107	Iowa City, IA
1/9/65	W	85-78	East Lansing, MI
1/16/65	W	111-68	Iowa City, IA
1/22/66	W	90-76	Iowa City, IA
1/14/67	L	70-79	East Lansing, MI
1/23/68	W	76-71	East Lansing, MI
2/27/68	W	76-58	Iowa City, IA
1/14/69	W	77-76	Iowa City, IA
2/18/69	L	60-78	East Lansing, MI
2/14/70	W	103-77	Iowa City, IA
1/12/71	L	81-84	East Lansing, MI
2/12/72	L	91-100	Iowa City, IA
2/26/72	W	102-98	East Lansing, MI
1/15/73	L	74-76	Iowa City, IA
2/3/73	L	89-94	East Lansing, MI
1/21/74	L	86-95	East Lansing, MI
1/20/75	W	83-79	Iowa City, IA
2/17/75	L	78-90	East Lansing, MI
1/5/76	L	88-105	East Lansing, MI
3/1/76	L	88-93	Iowa City, IA
2/7/77	W	87-79	Iowa City, IA
2/19/77	L	79-81	East Lansing, MI
1/21/78	L	58-68	East Lansing, MI
2/9/78	L	70-71	Iowa City, IA
1/20/79	L	72-83#	East Lansing, MI
2/8/79	L	57-60	Iowa City, IA
1/19/80	L	67-75	East Lansing, MI
2/7/80	W	44-39#	Iowa City, IA
1/10/81	W	65-57	Iowa City, IA
3/5/81	L	70-71#	East Lansing, MI
1/28/82	W	57-56	East Lansing, MI
2/18/82	W	59-53	Iowa City, IA
1/5/83	L	59-61	Iowa City, IA
3/12/83	W	75-57	East Lansing, MI
1/4/84	L	72-73	East Lansing, MI
3/11/84	L	44-51	Iowa City, IA
1/17/85	W	79-65	East Lansing, MI
2/16/85	L	55-57	Iowa City, IA
1/16/86	W	82-71	Iowa City, IA
2/13/86	L	73-83	East Lansing, MI
1/29/87	W	89-75	East Lansing, MI
2/26/87	W	93-64	Iowa City, IA
2/6/88	W	101-72	Iowa City, IA
3/3/88	W	103-87	East Lansing, MI
1/5/89	W	93-82	East Lansing, MI
3/2/89	L	81-83	Iowa City, IA
1/13/90	L	80-87	East Lansing, MI

2/12/90	L	70-80	Iowa City, IA
1/5/91	W	79-66	Iowa City, IA
2/7/91	W	71-67	East Lansing, MI
2/6/92	W	77-63	Iowa City, IA
3/15/92	L	53-64	East Lansing, MI
1/28/93	W	96-90#	East Lansing, MI
2/27/93	W	66-64	Iowa City, IA
1/29/94	L	84-87	East Lansing, MI
3/2/94	L	72-80	Iowa City, IA
1/7/95	L	68-69	East Lansing, MI
3/8/95	W	79-78	Iowa City, IA
1/20/96	L	60-62	East Lansing, MI
2/21/96	W	83-47	Iowa City, IA
2/12/97	L	67-69	East Lansing, MI
1/21/98	L	57-78	Iowa City, IA
2/7/98	L	64-75	East Lansing, MI
1/21/99	L	65-80	East Lansing, MI
2/6/99	L	81-95	Iowa City, IA
1/8/00	L	53-75	Iowa City, IA
\$3/10/00	L	65-75	Chicago, IL
2/18/01	L	70-94	East Lansing, MI
1/22/02	W	75-71	Iowa City, IA
3/2/02	L	79-93	East Lansing, MI
1/11/03	W	68-64	Iowa City, IA
3/5/03	L	54-82	East Lansing, MI
2/4/04	L	72-89	East Lansing, MI
2/5/05	L	64-75	Iowa City, IA
\$3/11/05	W	71-69	Chicago, IL
1/21/06	L	55-85	East Lansing, MI
2/14/06	W	66-54	Iowa City, IA
\$3/11/06	W	53-48	Indianapolis, IN
1/4/07	W	62-60	Iowa City, IA
2/17/07	L	49-81	East Lansing, MI
1/12/08	W	43-36	Iowa City, IA
2/23/08	L	52-66	East Lansing, MI
1/29/09	L	56-71	Iowa City, IA
2/25/09	L	54-62	East Lansing, MI
1/9/10	L	53-71	Iowa City, IA
1/20/10	L	63-70	East Lansing, MI
2/2/11	W	72-52	Iowa City, IA
3/2/11	L	66-85	East Lansing, MI
\$3/10/11	L	61-66	Indianapolis, IN
1/10/12	L	61-95	East Lansing, MI
3/9/12	L	75-92	Indianapolis, IN
1/10/13	L	59-62	Iowa City, IA
\$3/15/13	L	56-59	Chicago, IL
1/28/14	L	69-71#	Iowa City, IA
3/6/14	L	76-86	East Lansing, MI

Millikin (Iowa leads, 4-2)

1/1/21	L	22-24	Decatur, IL
12/2/33	W	47-27	Iowa City, IA
11/30/35	L	29-33	Iowa City, IA
12/21/36	W	37-30	Decatur, IL
12/8/39	W	43-26	Iowa City, IA
2/1/41	W	46-27	Iowa City, IA

Minnesota (Minnesota leads, 102-92)

3/1/02	L	10-47	Minneapolis, MN
1/13/05	L	17-48	Minneapolis, MN
1/8/08	L	12-31	Iowa City, IA
2/8/08	L	25-33	Minneapolis, MN
2/18/09	W	37-14	Iowa City, IA
2/27/09	L	18-23	Minneapolis, MN
1/20/10	L	9-20	Minneapolis, MN
2/3/10	L	18-22	Iowa City, IA
2/10/11	L	7-37	Minneapolis, MN
3/4/11	L	15-36	Iowa City, IA
1/22/12	L	17-36	Iowa City, IA
3/1/12	L	10-29	Minneapolis, MN
2/15/13	L	10-26	Iowa City, IA
3/7/13	W	12-9	Minneapolis, MN
1/19/14	W	16-14	Iowa City, IA
2/12/14	L	13-34	Minneapolis, MN
1/22/15	L	14-29	Minneapolis, MN
2/13/15	L	9-11	Iowa City, IA
1/21/16	L	11-26	Minneapolis, MN
2/23/16	L	13-21	Iowa City, IA
2/19/17	L	15-39	Iowa City, IA
3/2/17	L	19-31	Minneapolis, MN
1/19/18	L	18-33	Minneapolis, MN
2/4/18	W	25-21	Iowa City, IA
2/1/19	L	18-28	Iowa City, IA

2/8/19	L	22-36	Minneapolis, MN
1/9/20	L	19-21	Minneapolis, MN
2/20/20	W	30-5	Iowa City, IA
1/15/21	L	19-24	Minneapolis, MN
2/7/21	L	14-17	Iowa City, IA
1/14/22	L	16-24	Minneapolis, MN
2/20/22	W	29-21	Iowa City, IA
1/24/23	W	32-16	Minneapolis, MN
2/26/23	W	29-24	Iowa City, IA
1/5/25	W	27-19	Iowa City, IA
2/21/25	L	18-20	Minneapolis, MN
2/6/26	W	21-14	Iowa City, IA
3/13/26	W	17-15	Minneapolis, MN
1/7/28	L	32-33	Minneapolis, MN
2/6/28	W	30-27	Iowa City, IA
1/14/29	W	36-23	Iowa City, IA
2/18/29	L	22-37	Minneapolis, MN
1/10/31	L	22-26	Iowa City, IA
2/2/31	L	14-36	Minneapolis, MN
2/8/32	L	22-24	Minneapolis, MN
3/5/32	L	22-24#	Iowa City, IA
1/13/34	L	38-39	Minneapolis, MN
2/24/34	W	33-30	Iowa City, IA
1/14/35	W	39-33#	Minneapolis, MN
2/2/35	L	35-36	Iowa City, IA
2/15/37	L	37-43	Iowa City, IA
2/22/37	L	25-44	Minneapolis, MN
2/7/38	L	26-28	Minneapolis, MN
2/28/38	L	29-30	Iowa City, IA
1/9/39	L	29-36	Minneapolis, MN
3/6/39	L	43-54	Iowa City, IA
1/6/40	L	34-42	Iowa City, IA
2/17/40	L	29-34	Minneapolis, MN
1/13/41	W	41-34	Minneapolis, MN
3/3/41	W	46-39	Iowa City, IA
1/12/42	L	39-41	Iowa City, IA
1/9/43	L	45-46	Iowa City, IA
1/11/43	W	48-41	Iowa City, IA
1/7/44	W	37-34	Minneapolis, MN
1/8/44	W	37-29	Minneapolis, MN
1/6/45	W	41-34	Iowa City, IA
2/27/45	W	55-48	Minneapolis, MN
1/28/46	W	63-61#	Iowa City, IA
3/2/46	L	47-58	Minneapolis, MN
1/13/47	W	77-64	Iowa City, IA
2/17/47	L	55-59	Minneapolis, MN
1/19/48	L	56-72	Minneapolis, MN
2/28/48	W	54-50	Iowa City, IA
1/17/49	L	45-61	Iowa City, IA
2/12/49	L	49-54	Minneapolis, MN
2/20/50	W	64-62	Minneapolis, MN
3/6/50	L	49-64	Iowa City, IA
1/22/51	W	69-47	Minneapolis, MN
1/19/52	W	76-59	Iowa City, IA
1/17/53	L	58-65	Minneapolis, MN
3/2/53	W	81-79#	Iowa City, IA
1/16/54	L	55-59	Iowa City, IA
2/13/54	W	86-82#	Minneapolis, MN
1/8/55	L	80-81	Iowa City, IA
2/29/55	W	72-70	Minneapolis, MN
1/14/56	W	84-62	Iowa City, IA
2/25/56	W	83-73#	Minneapolis, MN
1/12/57	W	89-66	Iowa City, IA
2/25/57	L	81-102	Minneapolis, MN
1/25/58	W	73-71	Minneapolis, MN
2/7/59	W	69-65	Iowa City, IA
1/2/60	L	61-70	Minneapolis, MN
1/25/60	L	72-87	Iowa City, IA
1/7/61	W	71-46	Iowa City, IA
2/25/61	W	61-43	Minneapolis, MN
1/13/62	W	65-63	Iowa City, IA
1/12/63	L	58-83	Minneapolis, MN
2/8/64	L	71-76	Iowa City, IA
2/29/64	L	63-70	Minneapolis, MN
%12/30/64	W	76-74	Los Angeles, CA
3/2/65	L	70-78	Iowa City, IA
3/9/65	L	84-85#	Minneapolis, MN
2/15/66	W	96-87	Iowa City, IA
2/21/67	L	86-88	Minneapolis, MN
1/20/68	W	82-70	Iowa City, IA
3/4/68	W	91-72	Minneapolis, MN
1/18/69	W	89-68	Iowa City, IA
3/4/69	L	65-71	Minneapolis, MN

2/3/70	W	90-77	Iowa City, IA	2/17/13	W	72-51	Iowa City, IA	12/5/70	L	82-56	Lincoln, NE
2/16/71	L	76-88	Minneapolis, MN	1/19/14	W	94-73	Iowa City, IA	12/21/71	W	86-77	Iowa City, IA
1/29/72	L	50-61	Iowa City, IA	2/25/14	L	89-95	Minneapolis, MN	12/2/75	W	72-65	Iowa City, IA
2/5/72	L	52-53	Minneapolis, MN	Minnesota A.C. (Series tied, 1-1)			11/27/76	W	71-57	Lincoln, NE	
1/6/73	W	65-62#	Iowa City, IA	3/3/02	L	20-24	Minneapolis, MN	1/26/12	L	73-79	Iowa City, IA
3/5/73	W	79-77	Minneapolis, MN	1/11/05	W	24-18	Minneapolis, MN	2/29/12	W	62-53	Lincoln, NE
1/5/74	W	66-55	Iowa City, IA	Minnesota-Duluth (Iowa leads, 1-0)			2/23/13	L	60-64	Lincoln, NE	
3/9/74	W	60-50	Minneapolis, MN	12/30/73	W	92-72	Iowa City, IA	3/9/13	W	74-60	Iowa City, IA
1/25/75	W	53-44	Iowa City, IA	Mississippi State (Iowa leads, 2-0)			12/31/13	W	67-57	Iowa City, IA	
2/22/75	L	67-68	Minneapolis, MN	%12/22/80	W	81-62	Dayton, OH	Nebraska-Omaha (Iowa leads, 2-0)			
1/10/76	W	71-68	Iowa City, IA	%12/5/92	W	69-54	Iowa City, IA	11/30/81	W	71-58	Iowa City, IA
2/7/76	W	65-58	Iowa City, IA	Mississippi Valley State (Iowa leads, 1-0)			11/10/13	W	83-75	Iowa City, IA	
1/8/77	W	Forfeit	Iowa City, IA	12/1/92	W	100-69	Iowa City, IA	Nevada-Las Vegas (UNLV leads, 3-1)			
2/12/77	W	Forfeit	Minneapolis, MN	Missouri (Iowa leads, 10-7)			%12/21/77	L	84-85	Las Vegas, NV	
2/2/78	L	71-82	Minneapolis, MN	1/30/08	W	46-16	Iowa City, IA	*3/22/87	L	81-84	Seattle, WA
2/11/78	L	65-78	Iowa City, IA	2/16/10	W	20-6	Iowa City, IA	*3/20/88	W	104-86	Los Angeles, CA
1/27/79	W	81-64	Iowa City, IA	1/11/30	L	24-25	Iowa City, IA	12/23/89	L	80-97	Las Vegas, NV
2/3/79	W	97-71	Minneapolis, MN	2/2/51	W	63-53	Iowa City, IA	Nevada (Iowa leads, 3-0)			
1/26/80	W	80-73	Iowa City, IA	12/15/51	W	48-43	Columbia, MO	12/21/61	W	88-46	Iowa City, IA
2/2/80	W	73-63	Minneapolis, MN	2/6/54	W	73-53	Iowa City, IA	12/13/71	W	87-85	Iowa City, IA
1/24/81	L	48-60	Iowa City, IA	12/11/54	L	94-97	Columbia, MO	12/9/80	W	112-71	Iowa City, IA
2/12/81	W	60-58#	Minneapolis, MN	*3/19/83	W	77-63	Louisville, KY	New Mexico (New Mexico leads, 1-0)			
1/14/82	L	56-61	Minneapolis, MN	12/21/96	W	88-77	Iowa City, IA	%12/29/77	L	83-96	Albuquerque, NM
2/27/82	L	55-57###	Iowa City, IA	1/24/98	L	79-80#	Columbia, MO	New York University (Iowa leads, 1-0)			
1/20/83	W	68-52	Minneapolis, MN	12/19/98	W	82-68	Iowa City, IA	%12/28/59	W	80-75	New York, NY
2/27/83	L	69-71	Iowa City, IA	12/18/99	L	61-72	Columbia, MO	North Carolina (Iowa leads, 2-1)			
1/19/84	L	49-56	Iowa City, IA	12/16/00	W	99-94##	Iowa City, IA	1/7/89	W	98-97	Chapel Hill, NC
2/25/84	W	62-50	Minneapolis, MN	%11/21/01	L	77-78	Kansas City, MO	12/9/90	W	87-74	Iowa City, IA
1/12/85	L	57-65	Minneapolis, MN	12/15/01	W	83-65	Columbia, MO	%11/24/04	L	92-106	Maui, HI
2/6/85	W	70-65	Iowa City, IA	1/4/03	L	82-88	Iowa City, IA	North Carolina A&T (Iowa leads, 1-0)			
1/11/86	W	75-62	Iowa City, IA	1/3/04	L	56-76	Columbia, MO	11/14/11	W	95-79	Iowa City, IA
2/9/86	L	60-65	Minneapolis, MN	Missouri-St. Louis (Iowa leads, 1-0)			North Carolina-Asheville (Iowa leads, 1-0)				
1/10/87	W	78-57	Minneapolis, MN	12/3/86	W	89-64	Iowa City, IA	11/23/03	W	107-80	Iowa City, IA
2/7/87	W	78-47	Iowa City, IA	Monmouth, IL (Iowa leads, 4-1)			North Carolina-Charlotte (Iowa leads, 1-0)				
2/30/88	W	76-51	Iowa City, IA	3/10/30	L	23-29	Monmouth, IL	1/27/73	W	72-49	Iowa City, IA
2/20/88	W	107-86	Minneapolis, MN	12/9/32	W	28-22	Iowa City, IA	North Carolina Central (Iowa leads, 1-0)			
1/14/89	L	78-80	Minneapolis, MN	12/9/38	W	37-34	Iowa City, IA	11/28/09	W	73-63	Iowa City, IA
2/18/89	W	99-61	Iowa City, IA	12/7/40	W	75-35	Iowa City, IA	North Carolina-Greensboro (Iowa leads, 1-0)			
1/25/90	L	72-84	Minneapolis, MN	12/18/43	W	54-29	Iowa City, IA	%12/4/04	W	83-58	Iowa City, IA
2/24/90	L	80-102	Iowa City, IA	Monmouth, NJ (Iowa leads, 1-0)			North Carolina-Wilmington (Iowa leads, 1-0)				
1/12/91	L	77-79	Minneapolis, MN	12/30/89	W	55-46	Iowa City, IA	11/8/13	W	82-39	Iowa City, IA
2/14/91	W	82-69	Iowa City, IA	Montana State (Iowa leads, 2-0)			North Carolina State (Series tied, 3-3)				
2/1/92	W	87-70	Iowa City, IA	12/23/46	W	76-49	Iowa City, IA	%12/27/56	L	70-84	Chapel Hill, NC
2/25/92	W	79-64	Minneapolis, MN	%12/6/02	W	65-44	Iowa City, IA	*3/8/80	W	77-64	Greensboro, NC
1/13/93	W	84-77	Iowa City, IA	Morehead State (Iowa leads, 3-0)			*3/14/86	L	64-66	Minneapolis, MN	
2/13/93	L	85-91	Minneapolis, MN	3/16/56	W	97-83	Iowa City, IA	%11/29/86	W	90-89	Anchorage, AK
2/2/94	W	92-88	Iowa City, IA	11/28/84	W	89-46	Iowa City, IA	*3/19/89	L	96-102##	Providence, RI
3/5/94	L	96-107###	Minneapolis, MN	12/23/95	W	82-57	Iowa City, IA	11/30/05	W	45-42	Iowa City, IA
1/28/95	L	54-55	Iowa City, IA	Morgan State (Iowa leads, 1-0)			North Dakota (Iowa leads, 7-0)				
2/15/95	W	74-70	Minneapolis, MN	11/25/94	W	126-79	Iowa City, IA	12/8/23	W	22-11	Iowa City, IA
1/6/96	W	92-63	Iowa City, IA	Navy (Iowa leads, 2-0)			2/3/37	W	35-30	Iowa City, IA	
3/6/96	L	64-72	Minneapolis, MN	%12/3/82	W	76-65	Iowa City, IA	1/6/41	W	43-23	Grand Forks, ND
1/23/97	L	51-66	Minneapolis, MN	%12/4/87	W	91-61	Iowa City, IA	12/13/47	W	58-47	Iowa City, IA
2/15/97	L	66-68	Iowa City, IA	Nebraska (Iowa leads, 15-9)			12/7/59	W	79-43	Iowa City, IA	
1/18/98	W	82-69	Minneapolis, MN	1/21/07	L	17-27	Lincoln, NE	12/21/64	W	106-65	Iowa City, IA
2/12/98	L	71-73	Iowa City, IA	2/22/07	W	32-29	Iowa City, IA	12/19/69	W	91-59	Iowa City, IA
1/16/99	L	70-75	Minneapolis, MN	3/7/08	W	39-26	Iowa City, IA	North Dakota State (NDSU leads, 1-0)			
2/10/99	W	76-73	Iowa City, IA	1/25/30	L	26-41	Lincoln, NE	1/3/33	L	17-21	Iowa City, IA
1/12/00	L	82-85	Minneapolis, MN	12/19/31	W	34-29	Iowa City, IA	North Texas (Iowa leads, 1-0)			
2/27/00	W	71-59	Iowa City, IA	12/30/41	L	34-41	Iowa City, IA	11/16/97	W	112-64	Iowa City, IA
\$3/9/00	W	81-78	Chicago, IL	12/19/42	L	43-52	Iowa City, IA	Northeastern (Iowa leads, 1-0)			
1/24/01	W	87-74	Minneapolis, MN	12/10/43	W	50-33	Iowa City, IA	%11/30/86	W	103-80	Anchorage, AK
1/31/01	W	64-55	Iowa City, IA	12/16/44	W	61-45	Lincoln, NE	Northern Colorado (Iowa leads, 1-0)			
2/9/02	L	78-86	Iowa City, IA	12/17/45	W	61-35	Iowa City, IA	11/14/07	W	59-47	Iowa City, IA
2/12/03	L	64-77	Minneapolis, MN	12/12/53	L	70-81	Lincoln, NE				
1/13/04	W	83-68	Minneapolis, MN	12/6/54	W	84-61	Lincoln, NE				
2/28/04	W	66-62	Iowa City, IA	12/3/55	W	60-51	Iowa City, IA				
1/15/05	W	66-60	Iowa City, IA	12/3/56	L	43-67	Lincoln, NE				
2/23/05	L	57-65	Minneapolis, MN								
1/18/06	W	76-72###	Iowa City, IA								
2/18/06	L	61-74	Minneapolis, MN								
\$3/10/06	W	67-57	Indianapolis, IN								
1/13/07	W	60-49	Iowa City, IA								
2/7/07	W	91-78	Minneapolis, MN								
2/9/08	L	50-63	Minneapolis, MN								
1/8/09	L	49-52	Iowa City, IA								
1/2/10	L	74-86	Iowa City, IA								
3/7/10	L	53-88	Minneapolis, MN								
1/16/11	L	59-69	Minneapolis, MN								
2/13/11	L	45-62	Iowa City, IA								
1/4/12	W	64-62	Minneapolis, MN								
2/1/12	W	63-59	Iowa City, IA								
2/3/13	L	59-62	Minneapolis, MN								

Northern Illinois (Iowa leads, 6-0)

12/1/73	W	85-83	Iowa City, IA
12/1/79	W	86-43	Iowa City, IA
11/29/80	W	61-47	DeKalb, IL
11/28/81	W	84-66	Iowa City, IA
%12/6/03	W	65-57	Iowa City, IA
11/17/11	W	88-55	Iowa City, IA

Northern Iowa (Iowa leads, 34-9)

1/13/06	W	51-9	Iowa City, IA
2/16/06	W	70-25	Cedar Falls, IA
12/13/06	W	73-16	Iowa City, IA
1/13/09	W	42-12	Iowa City, IA
2/19/09	W	49-9	Cedar Falls, IA
1/22/10	W	34-11	Cedar Falls, IA
2/14/11	W	43-17	Cedar Falls, IA
1/27/12	W	28-8	Iowa City, IA
2/29/12	W	21-16	Cedar Falls, IA
1/11/13	W	24-20	Iowa City, IA
3/6/13	L	15-21	Cedar Falls, IA
1/7/14	W	21-20	Iowa City, IA
2/11/14	W	27-14	Cedar Falls, IA
1/9/15	W	44-16	Iowa City, IA
12/15/16	W	33-15	Iowa City, IA
12/30/80	W	78-46	Iowa City, IA
12/30/81	W	86-52	Iowa City, IA
12/12/82	W	84-53	Iowa City, IA
12/6/88	W	95-76	Iowa City, IA
1/3/90	L	74-77	Cedar Falls, IA
12/4/90	W	72-68	Iowa City, IA
12/10/91	W	108-85	Cedar Falls, IA
12/8/92	W	64-44	Iowa City, IA
12/7/93	W	81-76	Cedar Falls, IA
12/7/94	W	80-48	Iowa City, IA
12/5/95	W	78-73	Cedar Falls, IA
12/10/96	W	72-63	Iowa City, IA
12/9/97	L	78-84	Cedar Falls, IA
11/19/98	W	83-67	Iowa City, IA
12/7/99	W	67-59	Cedar Falls, IA
12/5/00	W	74-42	Iowa City, IA
12/4/01	L	76-78	Cedar Falls, IA
12/10/02	W	63-54	Iowa City, IA
12/9/03	L	66-77	Cedar Falls, IA
12/7/04	W	76-73	Iowa City, IA
12/6/05	L	63-67#	Cedar Falls, IA
12/5/06	L	55-57	Iowa City, IA
12/5/07	W	62-55	Cedar Falls, IA
12/5/08	W	65-46	Iowa City, IA
12/8/09	L	50-67	Cedar Falls, IA
12/7/10	W	51-39	Iowa City, IA
12/6/11	L	60-80	Cedar Falls, IA
12/15/12	W	80-73	Des Moines, IA

Northern Michigan (Iowa leads, 1-0)

12/4/68	W	99-69	Iowa City, IA
---------	---	-------	---------------

Northwestern (Iowa leads, 113-58)

3/11/05	L	23-24	Evanston, IL
2/19/10	W	18-11	Evanston, IL
3/5/10	W	35-6	Iowa City, IA
1/27/11	W	17-10	Iowa City, IA
2/18/11	W	27-18	Evanston, IL
1/16/13	L	12-29	Evanston, IL
3/1/13	L	11-19	Iowa City, IA
2/21/14	L	23-35	Iowa City, IA
3/7/14	L	23-41	Evanston, IL
1/13/15	L	15-26	Evanston, IL
3/6/15	L	16-25	Iowa City, IA
1/24/17	L	15-24	Evanston, IL
3/10/17	L	15-28	Iowa City, IA
1/18/19	W	29-28	Evanston, IL
3/8/19	W	28-12	Iowa City, IA
1/17/20	W	25-13	Evanston, IL
2/27/20	W	27-23	Iowa City, IA
3/14/21	W	33-17	Iowa City, IA
3/28/21	W	20-14	Evanston, IL
1/27/23	W	29-12	Iowa City, IA
2/10/23	W	28-11	Evanston, IL
2/7/25	W	35-20	Evanston, IL
3/7/25	W	26-15	Iowa City, IA
1/25/26	L	21-27	Evanston, IL
2/20/26	W	12-11	Iowa City, IA
1928	L	33-37	Iowa City, IA

1928	L	28-49	Evanston, IL
1929	L	27-28	Evanston, IL
1929	L	33-38	Iowa City, IA
2/21/31	L	30-40	Iowa City, IA
3/2/31	L	16-41	Evanston, IL
1/11/32	L	26-32	Iowa City, IA
2/13/32	W	30-25	Evanston, IL
1/6/34	W	41-28	Iowa City, IA
2/12/34	L	29-35	Evanston, IL
1/12/35	W	38-35	Evanston, IL
3/4/35	W	35-33	Iowa City, IA
1/9/37	W	33-26	Evanston, IL
2/8/37	W	39-29	Iowa City, IA
1/10/38	L	28-36	Iowa City, IA
2/21/38	W	26-25	Evanston, IL
2/4/39	L	25-27	Evanston, IL
2/27/39	W	41-26	Iowa City, IA
2/24/40	L	29-39	Evanston, IL
3/4/40	L	34-43	Iowa City, IA
1/20/41	W	52-41	Iowa City, IA
3/1/41	L	36-45	Evanston, IL
2/14/42	W	46-44	Evanston, IL
2/13/43	L	33-52	Evanston, IL
2/15/43	L	50-52	Evanston, IL
3/3/44	W	45-39	Iowa City, IA
3/4/44	L	41-42	Iowa City, IA
1/25/47	L	40-59	Evanston, IL
2/2/48	W	57-54#	Iowa City, IA
1/22/49	L	44-65	Evanston, IL
1/21/50	W	61-56	Iowa City, IA
1/13/51	L	70-73	Evanston, IL
2/5/51	W	73-55	Iowa City, IA
1/14/52	W	78-64	Iowa City, IA
3/1/52	W	77-68	Evanston, IL
1/19/53	W	69-68	Iowa City, IA
2/28/53	W	93-78	Evanston, IL
1/25/54	W	65-52	Iowa City, IA
1/22/55	L	73-93	Evanston, IL
2/11/56	W	70-65	Evanston, IL
2/27/56	W	86-68	Iowa City, IA
1/21/57	L	63-70	Evanston, IL
2/23/57	W	74-66	Iowa City, IA
1/13/58	L	80-82#	Iowa City, IA
2/24/58	W	86-78	Evanston, IL
1/3/59	L	77-80	Evanston, IL
1/24/59	L	96-99#	Iowa City, IA
1/9/60	W	73-59	Iowa City, IA
3/11/61	W	63-62	Evanston, IL
1/8/62	W	74-69	Iowa City, IA
1/20/62	W	72-60	Evanston, IL
2/9/63	W	66-55##	Evanston, IL
3/2/63	L	66-76	Iowa City, IA
2/24/64	L	76-98	Evanston, IL
2/6/65	W	78-72	Iowa City, IA
1/10/66	W	70-58	Iowa City, IA
2/12/66	L	73-81	Evanston, IL
1/21/67	L	88-90	Evanston, IL
2/14/67	W	80-75	Iowa City, IA
1/6/68	L	67-76	Evanston, IL
2/11/69	W	84-80#	Iowa City, IA
2/24/70	W	116-97	Iowa City, IA
3/7/70	W	115-101	Evanston, IL
1/30/71	W	87-85	Evanston, IL
3/2/71	W	78-64	Iowa City, IA
1/11/72	W	76-67	Iowa City, IA
2/19/73	W	94-83#	Evanston, IL
1/12/74	L	67-87	Evanston, IL
3/2/74	W	85-76	Iowa City, IA
1/2/75	W	75-73	Evanston, IL
3/3/75	W	65-58##	Iowa City, IA
1/19/76	L	92-99#	Evanston, IL
2/16/76	W	81-68	Iowa City, IA
1/22/77	W	76-74	Iowa City, IA
3/3/77	W	78-60	Evanston, IL
1/19/78	L	59-62	Evanston, IL
2/16/78	W	76-74	Iowa City, IA
1/4/79	W	65-57	Evanston, IL
3/3/79	W	95-64	Iowa City, IA
1/24/80	W	60-58	Iowa City, IA
2/16/80	W	76-65	Evanston, IL
2/5/81	W	76-65	Evanston, IL
2/14/81	W	82-64	Iowa City, IA

1/21/82	W	49-48	Evanston, IL
2/11/82	W	62-49	Iowa City, IA
1/13/83	W	66-57	Evanston, IL
3/3/83	W	63-50	Iowa City, IA
1/12/84	W	42-39	Iowa City, IA
3/1/84	W	57-48	Evanston, IL
1/24/85	W	66-47	Iowa City, IA
2/23/85	L	58-78	Evanston, IL
1/23/86	W	76-43	Evanston, IL
2/22/86	W	76-45	Iowa City, IA
1/3/87	W	80-44	Iowa City, IA
3/5/87	W	103-76	Evanston, IL
1/16/88	W	92-68	Iowa City, IA
2/24/88	W	91-74	Evanston, IL
2/2/89	W	102-84	Iowa City, IA
2/22/89	W	89-84	Evanston, IL
2/3/90	W	98-80	Iowa City, IA
2/22/90	L	66-72	Evanston, IL
2/2/91	W	82-66	Iowa City, IA
3/7/91	W	79-76	Evanston, IL
1/22/92	W	78-71	Evanston, IL
3/11/92	W	69-66	Iowa City, IA
2/20/93	W	75-63	Evanston, IL
3/8/93	W	56-50	Iowa City, IA
1/26/94	W	86-76	Evanston, IL
2/26/94	L	74-80	Iowa City, IA
2/9/95	W	116-77	Iowa City, IA
2/7/96	W	88-77	Evanston, IL
1/2/97	W	72-55	Iowa City, IA
3/8/97	W	75-59	Evanston, IL
1/3/98	W	91-57	Iowa City, IA
2/25/98	W	75-55	Evanston, IL
1/3/99	W	52-48	Evanston, IL
2/23/99	W	65-48	Iowa City, IA
1/5/00	W	58-52	Iowa City, IA
2/10/01	L	61-69	Evanston, IL
\$3/8/01	W	72-55	Chicago, IL
1/9/02	W	70-60	Iowa City, IA
1/19/02	L	50-63	Evanston, IL
1/8/03	W	68-63	Evanston, IL
3/8/03	W	77-61	Iowa City, IA
1/10/04	L	68-77	Iowa City, IA
3/3/04	L	49-51	Evanston, IL
1/26/05	L	74-75#	Evanston, IL
2/12/05	W	64-54	Iowa City, IA
2/8/06	L	48-51	Evanston, IL
2/15/07	W	66-58	Iowa City, IA
2/19/08	W	53-51	Iowa City, IA
3/4/08	W	67-62	Evanston, IL
2/7/09	W	56-51	Iowa City, IA
2/28/09	L	49-55	Evanston, IL
2/10/10	W	78-65	Iowa City, IA
2/25/10	L	57-74	Evanston, IL
1/12/11	L	71-90	Iowa City, IA
2/17/11	L	70-73	Evanston, IL
2/9/12	L	64-83	Evanston, IL
3/3/12	L	66-70	Iowa City, IA
1/13/13	W	70-50	Evanston, IL
2/9/13	W	71-57	Iowa City, IA
\$3/14/13	W	73-59	Chicago, IL
1/9/14	W	93-67	Iowa City, IA
1/25/14	W	76-50	Evanston, IL
\$3/13/14	L	62-67	Indianapolis, IN

Northwestern State (NSU leads, 1-0)

*3/17/06	L	63-64	Auburn Hills, MI
----------	---	-------	------------------

Notre Dame (Notre Dame leads, 8-6)

1/3/23	L	23-24	Iowa City, IA
12/18/25	L	16-17	South Bend, IN
1926	L	18-19	Iowa City, IA
1927	L	20-23	Iowa City, IA
12/23/29	L	19-32	South Bend, IN
3/14/31	W	23-17	Iowa City, IA
2/1/32	L	18-33	South Bend, IN
2/26/44	L	42-66	South Bend, IN
12/23/44	W	63-46	Iowa City, IA
12/19/49	W	64-62	South Bend, IN
12/18/50	W	63-60	Iowa City, IA
*3/14/70	W	121-106	Columbus, OH
&11/17/90	L	68-77	South Bend, IN
12/3/13	W	98-93	Iowa City, IA

ALL-TIME SERIES RESULTS

Oakland University (Iowa leads, 1-0)

%11/23/09 W 66-57 Iowa City, IA

Ohio State (Ohio State leads, 77-76)

2/8/15 L 16-17 Iowa City, IA
 2/22/15 L 15-27 Columbus, OH
 2/18/22 W 31-27 Iowa City, IA
 3/6/22 W 34-18 Columbus, OH
 1/20/23 W 46-21 Iowa City, IA
 2/12/23 W 36-25 Columbus, OH
 1/21/24 L 28-43 Columbus, OH
 2/9/24 L 24-26 Iowa City, IA
 1/23/26 L 21-35 Columbus, OH
 3/3/26 W 18-17 Iowa City, IA
 1927 W 39-25 Iowa City, IA
 1927 L 28-30 Columbus, OH
 1929 W 34-26 Iowa City, IA
 1929 L 23-42 Columbus, OH
 1/9/32 L 17-20 Columbus, OH
 1/16/32 L 23-40 Iowa City, IA
 2/20/33 L 23-38 Columbus, OH
 2/25/33 W 37-29 Iowa City, IA
 1/5/35 W 32-21 Iowa City, IA
 2/9/35 L 24-42 Columbus, OH
 1/13/36 W 25-23 Iowa City, IA
 1/20/36 L 26-34 Columbus, OH
 1/15/38 L 29-48 Columbus, OH
 2/5/38 L 43-51 Iowa City, IA
 2/18/39 L 40-53 Columbus, OH
 2/12/40 W 43-33 Iowa City, IA
 2/8/41 L 44-49 Columbus, OH
 1/17/42 L 52-54 Columbus, OH
 2/9/42 W 52-44 Iowa City, IA
 2/27/43 W 43-41 Iowa City, IA
 3/1/43 L 46-53 Iowa City, IA
 2/11/44 L 49-63 Columbus, OH
 2/12/44 L 42-56 Columbus, OH
 1/11/47 W 61-35 Iowa City, IA
 1/5/48 W 49-41 Columbus, OH
 1/15/49 W 53-49 Iowa City, IA
 1/23/50 L 54-68 Columbus, OH
 2/10/51 W 83-71 Iowa City, IA
 2/18/52 W 75-62 Columbus, OH
 2/16/53 W 71-68 Columbus, OH
 2/23/53 W 90-75 Iowa City, IA
 2/15/54 L 69-77 Columbus, OH
 3/1/54 W 84-71 Iowa City, IA
 2/14/55 W 79-66 Columbus, OH
 2/14/55 W 79-68 Iowa City, IA
 1/9/56 W 88-73 Columbus, OH
 1/5/57 L 60-72 Iowa City, IA
 1/20/58 L 64-70 Columbus, OH
 2/1/58 W 66-64 Iowa City, IA
 1/26/59 L 72-86 Columbus, OH
 2/21/59 W 91-79 Iowa City, IA
 2/13/60 L 47-75 Columbus, OH
 2/18/61 L 61-62 Iowa City, IA
 2/5/62 L 63-89 Columbus, OH
 2/26/62 L 62-72 Iowa City, IA
 1/19/63 W 81-74 Iowa City, IA
 2/23/63 L 70-83 Columbus, OH
 2/17/64 L 82-99 Iowa City, IA
 2/13/65 W 82-81 Columbus, OH
 1/24/66 W 98-89 Iowa City, IA
 2/9/66 W 86-80 Columbus, OH
 2/11/67 W 73-72 Columbus, OH
 3/4/67 W 90-56 Iowa City, IA
 1/13/68 W 74-72# Iowa City, IA
 @3/12/68 L 81-85 West Lafayette, IN
 2/22/69 L 81-88 Columbus, OH
 2/21/70 W 97-89 Columbus, OH
 3/3/70 W 113-92 Iowa City, IA
 1/9/71 L 76-96 Iowa City, IA
 2/23/71 L 71-80 Columbus, OH
 2/1/72 L 77-82 Columbus, OH
 2/8/72 W 80-67 Iowa City, IA
 1/2/73 L 72-75 Columbus, OH
 2/12/73 L 80-86 Iowa City, IA
 2/16/74 W 69-67 Iowa City, IA
 1/13/75 L 77-94 Columbus, OH
 2/10/75 L 69-75 Iowa City, IA
 1/24/76 W 78-67 Iowa City, IA
 2/21/76 W 69-66 Columbus, OH

1/27/77 W 84-66 Iowa City, IA
 2/14/77 W 74-70# Columbus, OH
 1/7/78 W 87-75 Columbus, OH
 3/2/78 W 87-70 Iowa City, IA
 1/11/79 L 67-72 Iowa City, IA
 2/24/79 W 83-68 Columbus, OH
 1/10/80 L 71-77 Iowa City, IA
 2/23/80 L 69-70 Columbus, OH
 1/8/81 L 56-58 Iowa City, IA
 3/7/81 L 70-78 Columbus, OH
 1/30/82 W 76-66 Iowa City, IA
 2/6/82 W 69-65# Columbus, OH
 1/27/83 L 83-89## Iowa City, IA
 2/19/83 L 69-85 Columbus, OH
 1/26/84 L 54-65 Columbus, OH
 2/18/84 W 74-60 Iowa City, IA
 2/2/85 W 67-58 Columbus, OH
 2/28/85 W 87-82 Iowa City, IA
 2/1/86 W 86-75 Iowa City, IA
 2/26/86 L 74-81 Columbus, OH
 1/24/87 L 76-80 Iowa City, IA
 2/18/87 W 82-80 Columbus, OH
 1/14/88 L 83-87 Columbus, OH
 2/10/88 W 92-75 Iowa City, IA
 1/19/89 L 91-102 Columbus, OH
 2/13/89 W 83-73 Iowa City, IA
 1/6/90 L 73-79 Iowa City, IA
 2/8/90 L 80-98 Columbus, OH
 1/3/91 L 59-63 Columbus, OH
 3/10/91 W 80-69 Iowa City, IA
 1/19/92 L 81-85 Columbus, OH
 2/18/92 W 92-86 Iowa City, IA
 1/9/93 L 81-92 Columbus, OH
 2/16/93 W 68-54 Iowa City, IA
 1/4/94 L 68-72 Columbus, OH
 3/12/94 W 83-74 Iowa City, IA
 1/25/95 W 81-66 Columbus, OH
 2/18/95 W 85-66 Iowa City, IA
 1/10/96 W 81-53 Iowa City, IA
 3/2/96 W 73-64 Columbus, OH
 1/15/97 W 76-62 Iowa City, IA
 2/22/97 W 69-56 Columbus, OH
 1/14/98 W 61-46 Columbus, OH
 2/14/98 W 82-70 Iowa City, IA
 1/12/99 W 71-68 Columbus, OH
 2/13/99 L 69-73 Iowa City, IA
 2/9/00 W 67-64 Columbus, OH
 2/7/01 L 68-69 Iowa City, IA
 \$3/9/01 W 75-66 Chicago, IL
 1/5/02 L 62-72 Columbus, OH
 2/16/02 L 66-72 Iowa City, IA
 \$3/10/02 L 64-81 Indianapolis, IN
 1/25/03 L 72-83 Iowa City, IA
 2/25/03 W 71-64 Columbus, OH
 \$3/13/03 L 64-66 Chicago, IL
 1/24/04 W 79-65 Iowa City, IA
 2/18/04 W 78-67 Columbus, OH
 1/8/05 L 69-81 Columbus, OH
 3/2/05 W 74-72 Iowa City, IA
 1/28/06 W 67-62 Iowa City, IA
 \$3/12/06 W 67-60 Indianapolis, IN
 1/20/07 L 63-82 Columbus, OH
 1/9/08 L 48-79 Columbus, OH
 2/2/08 W 53-48 Iowa City, IA
 12/31/08 L 65-68 Columbus, OH
 3/3/09 L 58-60 Iowa City, IA
 1/27/10 L 57-65 Iowa City, IA
 2/7/10 L 58-68 Columbus, OH
 1/4/11 L 68-73 Iowa City, IA
 1/19/11 L 48-70 Columbus, OH
 1/7/12 L 47-76 Iowa City, IA
 1/22/13 L 63-72 Columbus, OH
 1/12/14 W 84-74 Columbus, OH
 2/4/14 L 69-76 Iowa City, IA

Ohio University (Iowa leads, 5-1)

12/15/62 L 54-62 Iowa City, IA
 %12/1/89 W 75-49 Iowa City, IA
 &12/3/94 W 91-75 Iowa City, IA
 &3/21/95 W 66-62 Iowa City, IA
 %11/22/95 W 78-51 Anchorage, AK
 %12/4/99 W 86-66 Iowa City, IA

Oklahoma (Iowa leads, 3-2)

12/20/51 W 59-46 Iowa City, IA
 12/6/52 L 62-63 Norman, OK
 12/8/58 L 57-80 Norman, OK
 12/19/59 W 62-49 Iowa City, IA
 *3/20/87 W 93-91 Seattle, WA

Oklahoma State (Iowa leads, 1-0)

1/3/30 W 26-21 Iowa City, IA

Omaha (Iowa leads, 1-0)

12/1/48 W 64-44 Iowa City, IA

Oral Roberts (Iowa leads, 1-0)

%12/3/87 W 126-94 Oklahoma City, OK

Oregon (Iowa leads, 5-0)

12/28/49 W 81-54 Iowa City, IA
 12/30/49 W 70-69# Eugene, OR
 12/28/51 W 86-72 Eugene, OR
 12/26/52 W 86-57 Eugene, OR
 %12/27/62 W 62-48 Pullman, WA
 &3/18/12 L 97-108 Eugene, OR

Oregon State (Oregon State leads, 5-2)

12/21/57 W 77-67# Iowa City, IA
 %12/29/58 L 71-72 Pullman, WA
 %12/22/62 L 55-61 Lexington, KY
 %12/29/62 L 57-64 Pullman, WA
 %12/27/74 L 60-97 Pullman, WA
 %12/3/83 W 56-45 Iowa City, IA
 12/10/83 L 48-53 Corvallis, OR

Ottumwa (Ottumwa leads, 1-0)

12/30/13 L 17-41 Ottumwa, IA

Penn State (Iowa leads, 26-13)

*3/11/55 W 82-53 Evanston, IL
 %12/26/62 W 67-48 Philadelphia, PA
 2/22/93 W 74-58 State College, PA
 2/24/93 W 58-38 Iowa City, IA
 1/22/94 W 81-70 Iowa City, IA
 2/23/94 L 80-89 State College, PA
 2/4/95 L 64-74 State College, PA
 &3/23/95 L 64-67 Iowa City, IA
 2/3/96 L 87-95# Iowa City, IA
 1/4/97 W 69-57 State College, PA
 3/5/97 W 81-55 Iowa City, IA
 1/28/98 L 65-67 State College, PA
 1/27/99 W 84-74 Iowa City, IA
 1/15/00 L 61-73 State College, PA
 3/4/00 W 86-83 Iowa City, IA
 1/6/01 W 86-85 State College, PA
 3/1/01 L 73-78 Iowa City, IA
 \$3/10/01 W 94-74 Chicago, IL
 2/2/02 W 81-64 Iowa City, IA
 2/13/02 L 65-71 State College, PA
 2/5/03 W 75-55 State College, PA
 2/15/03 W 84-71 Iowa City, IA
 1/31/04 W 77-58 Iowa City, IA
 2/26/05 W 78-56 State College, PA
 1/14/06 W 80-76 State College, PA
 3/1/06 W 65-38 Iowa City, IA
 1/24/07 W 79-63 Iowa City, IA
 2/28/07 L 72-74 State College, PA
 1/26/08 W 64-49 Iowa City, IA
 2/27/08 L 64-65 State College, PA
 1/24/09 L 59-63 State College, PA
 3/7/09 W 75-67## Iowa City, IA
 1/16/10 W 67-64 Iowa City, IA
 1/26/11 L 51-65 State College, PA
 2/4/12 W 77-64 Iowa City, IA
 2/16/12 L 64-69 State College, PA
 1/31/13 W 76-67 Iowa City, IA
 2/14/13 W 74-72 State College, PA
 2/15/14 W 82-70 State College, PA

Pennsylvania (Iowa leads, 3-1)

12/17/55 L 75-87 Philadelphia, PA
 %12/28/61 W 72-64 Philadelphia, PA
 %12/29/79 W 87-84 San Diego, CA
 11/22/13 W 86-55 Iowa City, IA

ALL-TIME SERIES RESULTS

%12/24/88 W 83-80 Chaminade, HI
%12/30/00 W 68-56 Honolulu, HI
&3/17/04 L 69-70 St. Charles, MO
12/31/04 W 67-58 Iowa City, IA
12/30/05 W 60-50 St. Louis, MO

St. Mary's, CA (Iowa leads, 3-0)
12/19/46 W 44-41 Iowa City, IA
12/30/48 W 46-43 Iowa City, IA
12/13/55 W 68-49 Iowa City, IA

San Francisco (San Francisco leads, 1-0)
*3/23/56 L 71-83 Evanston, IL

San Jose State (San Jose State leads, 1-0)
12/21/75 L 103-105### Iowa City, IA

Santa Clara (Iowa leads, 1-0)
*3/13/87 W 99-76 Tucson, AZ

Seton Hall (Iowa leads, 1-0)
%12/29/83 W 85-63 Rochester, NY

Simpson (Series tied, 1-1)
1/3/13 L 14-24 Knoxville, IA
11/1/07 W 56-30 Iowa City, IA

South Alabama (Iowa leads, 1-0)
%12/4/99 W 82-58 Iowa City, IA

South Carolina (Iowa leads, 3-0)
1/22/72 W 91-85 Columbia, SC
1/2/82 W 57-47 Columbia, SC
12/22/84 W 88-78 Iowa City, IA

South Carolina State (Iowa leads, 2-0)
12/21/09 W 82-69 Iowa City, IA
12/19/12 W 90-46 Iowa City, IA

Southeast Missouri State (Iowa leads, 1-0)
%11/25/08 W 75-41 Iowa City, IA

Southeastern Louisiana (Iowa leads, 1-0)
12/29/07 W 57-50 Iowa City, IA

South Dakota (Iowa leads, 10-0)
1929 W 37-17 Iowa City, IA
1/2/34 W 42-32 Iowa City, IA
12/14/36 W 44-23 Iowa City, IA
1/31/38 W 35-34 Iowa City, IA
1/30/39 W 35-30 Iowa City, IA
12/11/44 W 87-37 Iowa City, IA
12/3/45 W 91-26 Iowa City, IA
12/16/46 W 53-25 Iowa City, IA
12/6/47 W 66-30 Iowa City, IA
12/2/63 W 85-66 Iowa City, IA
12/1/64 W 93-68 Iowa City, IA

South Dakota State (Iowa leads, 7-2)
1/7/30 L 20-30 Iowa City, IA
1/29/40 W 24-23 Iowa City, IA
12/10/42 W 52-46 Iowa City, IA
12/11/45 W 71-33 Iowa City, IA
12/2/46 W 73-32 Iowa City, IA
12/1/60 W 77-75 Iowa City, IA
12/11/62 W 69-52 Iowa City, IA
11/14/10 L 69-79 Iowa City, IA

South Florida (South Florida leads, 1-0)
%12/28/92 L 78-85 Tampa, FL

Southern California (Iowa leads, 5-2)
12/18/53 W 66-57 Iowa City, IA
12/31/53 L 60-70 Los Angeles, CA
%12/29/60 W 70-62 Los Angeles, CA
%12/28/64 W 71-65 Los Angeles, CA
%12/30/75 L 73-81 Honolulu, HI
12/11/82 W 66-55 Iowa City, IA
%12/29/83 W 62-61 Los Angeles, CA

South Dakota (Iowa leads, 5-2)
12/4/12 W 87-63 Iowa City, IA

Southern Illinois (Iowa leads, 3-1)
12/6/65 W 69-58 Iowa City, IA
12/6/69 L 67-73 Carbondale, IL
12/4/67 W 61-49 Iowa City, IA
%12/22/93 W 90-70 San Juan, P. Rico

SIU-Edwardsville (Iowa leads, 1-0)
11/26/10 W 111-50 Iowa City, IA

Southern Methodist (Iowa leads, 5-1)
12/9/55 W 80-62 Iowa City, IA
12/3/57 W 66-60 Iowa City, IA
12/6/58 L 55-65 Dallas, TX
12/5/59 W 89-58 Iowa City, IA
12/12/63 W 73-70 Iowa City, IA
%12/1/01 W 86-69 Iowa City, IA

Southern Mississippi (Iowa leads, 2-0)
%12/22/97 W 82-58 San Juan, P. Rico
%12/7/02 W 65-63 Iowa City, IA

Southwest Texas State (Iowa leads, 1-0)
12/30/88 W 96-77 Iowa City, IA

Stanford (Iowa leads, 5-3)
12/29/34 W 38-28 Iowa City, IA
12/30/54 W 73-46 Iowa City, IA
12/29/55 L 52-54 Palo Alto, CA
12/23/66 W 77-74 Iowa City, IA
12/23/67 L 86-87 Palo Alto, CA
%12/30/78 W 83-68 San Diego, CA
%11/27/87 W 78-75 Maui, HI
%11/12/99 L 58-72 New York, NY

Stony Brook (Iowa leads, 1-0)
&3/22/13 W 75-63 Iowa City, IA

Syracuse (Iowa leads, 2-0)
%12/30/57 W 58-52 Buffalo, NY
*3/14/80 W 88-77 Philadelphia, PA

Tampa (Iowa leads, 1-0)
%12/17/85 W 54-45 Pullman, WA

Temple (Iowa leads, 2-0)
*3/22/56 W 83-76 Evanston, IL
&11/15/90 W 73-71 Iowa City, IA

Tennessee (Iowa leads, 2-1)
%12/28/67 W 64-59 Los Angeles, CA
%12/20/77 W 92-86 Las Vegas, NV
%12/29/00 L 68-80 Honolulu, HI
*3/19/14 L 65-78# Dayton, OH

Tennessee-Chattanooga (Iowa leads, 1-0)
%12/1/01 W 79-60 Iowa City, IA

Tennessee State (Iowa leads, 2-0)
11/30/02 W 84-51 Iowa City, IA
1/12/10 W 67-62 Iowa City, IA

Tennessee Tech (Iowa leads, 1-0)
1/24/70 W 96-68 Iowa City, IA

Texas (Series tied, 2-2)
*3/19/92 W 98-92 Greensboro, NC
%11/23/04 W 82-80 Maui, HI
%11/22/05 L 59-68 Kansas City, MO
%11/23/09 L 60-85 Kansas City, MO

Texas A&M-Corpus Christi (Iowa leads, 1-0)
12/1/12 W 88-59 Iowa City, IA

Texas Christian (Iowa leads, 2-0)
12/31/46 W 61-37 Iowa City, IA
12/22/48 W 47-46# Iowa City, IA

Texas-El Paso (Iowa leads, 3-2)
%12/30/65 L 68-86 El Paso, TX
12/18/67 W 59-53 Iowa City, IA
12/7/71 L 57-65 El Paso, TX
*3/15/87 W 84-82 Tucson, AZ
%11/29/13 W 89-53 Bahamas

Texas-Pan American (Iowa leads, 4-0)
12/21/87 W 110-64 Iowa City, IA
12/4/92 W 85-29 Iowa City, IA
%12/1/06 W 62-46 Iowa City, IA
11/9/12 W 86-55 Iowa City, IA

Texas-San Antonio (Iowa leads, 2-1)
11/26/05 W 79-46 Iowa City, IA
%11/17/08 W 73-67 Iowa City, IA
%11/15/09 L 50-62 Iowa City, IA

Texas Southern (Iowa leads, 4-0)
11/24/90 W 80-64 Iowa City, IA
12/28/92 W 91-70 Iowa City, IA
12/16/95 W 110-67 Iowa City, IA
%12/3/99 W 73-51 Iowa City, IA

Texas Tech (Iowa leads, 4-1)
12/13/58 W 75-73 Iowa City, IA
12/12/59 W 76-66 Lubbock, TX
%12/8/85 W 58-48 Iowa City, IA
12/22/03 L 59-65 Dallas, TX
12/21/04 W 83-53 Chicago, IL

Toledo (Toledo leads, 3-1)
12/21/37 L 39-59 Toledo, OH
1/1/40 L 30-54 Toledo, OH
*3/10/79 L 72-74 Bloomington, IN
%11/17/06 W 78-65 St. Thomas, VI

Tulsa (Iowa leads, 2-0)
%12/2/00 W 66-65 Iowa City, IA
12/28/02 W 73-67 Tulsa, OK

UCLA (Iowa leads, 5-3)
12/23/50 W 80-63 Iowa City, IA
12/30/53 W 65-50 Los Angeles, CA
12/30/60 W 71-65 Los Angeles, CA
1/29/64 W 87-82 Chicago, IL
12/4/71 L 72-106 Los Angeles, CA
1/17/74 L 44-66 Los Angeles, CA
2/18/82 L 66-75 Los Angeles, CA
12/22/90 W 88-71 Iowa City, IA

U.S. International (Iowa leads, 1-0)
12/20/75 W 67-52 Iowa City, IA

Upper Iowa (Iowa leads, 4-0)
12/14/01 W 42-13 Iowa City, IA
1/15/02 W 27-26 Fayette, IA
1908 W 42-25 Fayette, IA
1/2/22 W 32-15 Iowa City, IA

Utah (Utah leads, 1-0)
%12/29/64 L 88-92 Los Angeles, CA

Utah State (Iowa leads, 2-1)
1/2/50 W 62-58 Iowa City, IA
*3/17/83 W 64-59 Louisville, KY
%11/24/07 L 62-75 South Padre Island, TX

Valparaiso (Iowa leads, 2-0)
&3/17/03 W 62-60 Iowa City, IA
%12/3/06 W 72-59 Iowa City, IA

Villanova (Villanova leads, 4-1)
%12/30/61 L 56-69 Philadelphia, PA
*3/25/83 L 54-55 Kansas City, MO
%11/29/87 W 97-74 Maui, HI
%11/20/06 L 60-89 St. Thomas, VI
%11/30/13 L 83-88# Bahamas

Virginia (Iowa leads, 2-0)
*3/13/97 W 73-60 Salt Lake City, UT
&3/27/13 W 75-64 Charlottesville, VA

Virginia Commonwealth (Iowa leads, 2-0)

11/30/74 W 95-80 Iowa City, IA
 *3/6/80 W 86-72 Greensboro, NC

Virginia Tech (Tech leads, 3-0)

11/29/06 L 65-69 Blacksburg, VA
 12/1/09 L 64-70 Iowa City, IA
 11/27/12 L 79-95 Blacksburg, VA

Wabash (Series tied, 2-2)

12/13/24 L 24-28 Iowa City, IA
 12/12/25 W 38-26 Iowa City, IA
 1927 L 13-28 Iowa City, IA
 12/13/40 W 42-22 Iowa City, IA

Wake Forest (Wake Forest leads, 4-0)

%12/28/74 L 71-92 Portland, OR
 *3/21/93 L 78-84 Nashville, TN
 11/26/07 L 47-56 Iowa City, IA
 11/30/10 L 73-76 Winston-Salem, NC

Washington (Washington leads, 3-2)

12/27/55 L 71-76 Seattle, WA
 12/20/58 L 68-81 Iowa City, IA
 12/15/65 W 99-70 Iowa City, IA
 12/2/66 W 66-50 Seattle, WA
 12/3/66 L 65-76 Seattle, WA

Washington, MO (Iowa leads, 9-1)

1928 W 22-18 Iowa City, IA
 12/19/36 W 42-45 St. Louis, MO
 12/13/37 W 41-34 Iowa City, IA
 12/12/38 W 42-26 Iowa City, IA
 12/13/41 W 52-31 Iowa City, IA
 12/20/47 W 44-41 St. Louis, MO
 12/17/51 W 60-53 St. Louis, MO
 12/5/53 W 51-45 Iowa City, IA
 12/1/54 W 80-61 Iowa City, IA
 2/4/57 L 54-62 St. Louis, MO

Washington State (Iowa leads, 1-0)

%12/30/63 W 74-66 Pullman, WA

Wayne (Wayne leads, 1-0)

12/16/39 L 30-34 Detroit, MI

Weber State (Iowa leads, 1-0)

%12/6/97 W 81-56 Iowa City, IA

West Virginia (Series tied, 1-1)

%12/29/56 W 79-76 Chapel Hill, NC
 %11/28/08 L 68-87 Las Vegas, NV

West College (Iowa leads, 2-0)

1/24/02 W 24-7 Toledo, IA
 1903 W 24-14 Iowa City, IA

Western Carolina (Iowa leads, 2-0)

12/20/94 W 85-60 Iowa City, IA
 12/18/04 W 88-75 Iowa City, IA

Western Illinois (Iowa leads, 8-0)

12/15/43 W 82-34 Iowa City, IA
 12/9/44 W 101-23 Iowa City, IA
 11/26/91 W 95-58 Iowa City, IA
 12/20/95 W 93-41 Iowa City, IA
 11/22/96 W 81-66 Moline, IL
 11/15/98 W 74-63 Moline, IL
 11/19/04 W 85-62 Iowa City, IA
 12/27/08 W 58-43 Iowa City, IA

Western Kentucky (Iowa leads, 1-0)

%11/20/12 W 63-55 Cancun, Mexico

Western Michigan (Series tied, 2-2)

12/21/35 L 35-48 Kalamazoo, MI
 12/22/41 W 49-48 Kalamazoo, MI
 12/9/50 L 49-58 Kalamazoo, MI
 12/1/51 W 72-68 Iowa City, IA

Western Reserve (Iowa leads, 2-0)

1/3/48 W 61-54 Iowa City, IA
 12/17/49 W 97-57 Cleveland, OH

Wichita State (Wichita State leads, 5-4)

2/4/56 W 98-86 Iowa City, IA
 12/16/57 L 78-81 Wichita, KS
 12/28/66 W 94-76 Iowa City, IA
 12/12/68 L 88-93 Wichita, KS
 11/28/78 W 91-67 Iowa City, IA
 12/11/79 W 81-62 Wichita, KS
 *3/15/81 L 56-60 Wichita, KS
 %11/24/09 L 57-74 Kansas City, MO
 %11/21/12 L 63-75 Cancun, Mexico

Wilton (Iowa leads, 2-0)

2/1/02 W 66-4 Wilton Junction
 1/24/03 W 68-7 Iowa City, IA

Wisconsin-Eau Claire (Iowa leads, 1-0)

1/3/81 W 86-62 Iowa City, IA

Wisconsin-Green Bay (Iowa leads, 2-0)

12/29/73 W 74-67# Iowa City, IA
 12/2/03 W 82-56 Iowa City, IA

Wisconsin-Madison (Wisconsin leads, 80-79)

3/1/09 L 9-30 Madison, WI
 1/5/12 L 12-38 Iowa City, IA
 2/14/12 L 5-30 Madison, WI
 1/10/16 L 31-36# Iowa City, IA
 2/28/16 L 19-38 Madison, WI
 1/8/18 L 22-36 Iowa City, IA
 1/21/18 L 19-34 Madison, WI
 2/10/19 L 19-28 Madison, WI
 3/11/19 W 29-27 Iowa City, IA
 1/5/20 L 18-35 Iowa City, IA
 1/19/20 W 21-20 Madison, WI
 1/7/22 L 15-18 Iowa City, IA
 2/13/22 W 24-18 Madison, WI
 3/8/24 W 22-19 Iowa City, IA
 1/11/24 L 26-36 Madison, WI
 2/16/25 L 15-16 Iowa City, IA
 3/3/25 L 23-25 Madison, WI
 1927 L 21-24 Madison, WI
 1927 W 26-17 Iowa City, IA
 1928 L 21-31 Iowa City, IA
 1928 L 17-20 Madison, WI
 1/17/31 L 13-24 Madison, WI
 2/16/31 W 19-17 Iowa City, IA
 1/9/33 L 19-21 Madison, WI
 2/13/33 W 31-25 Iowa City, IA
 1/8/34 W 32-26 Iowa City, IA
 3/3/34 L 32-35 Madison, WI
 1/18/36 L 21-27 Madison, WI
 2/17/36 W 32-25 Iowa City, IA
 1/18/37 L 23-29 Madison, WI
 2/20/37 W 43-35 Iowa City, IA
 1/7/39 L 24-28 Madison, WI
 2/10/40 W 37-35 Iowa City, IA
 1/11/41 L 35-49 Madison, WI
 1/10/42 W 9-45 Iowa City, IA
 3/7/42 L 45-62 Madison, WI
 2/19/45 W 54-53 Iowa City, IA
 2/24/45 W 68-38 Madison, WI
 1/7/46 W 57-50 Iowa City, IA
 2/16/46 W 44-39 Madison, WI
 1/4/47 L 62-63 Iowa City, IA
 2/3/47 L 53-60 Madison, WI
 1/12/48 L 51-60 Madison, WI
 2/21/48 W 62-40 Iowa City, IA
 2/19/49 W 61-60 Iowa City, IA
 2/28/49 L 47-70 Madison, WI
 2/13/50 L 62-66# Iowa City, IA
 2/18/50 L 44-53 Madison, WI
 2/17/51 W 73-60 Madison, WI
 3/3/52 L 75-78 Iowa City, IA
 2/15/52 L 70-75 Madison, WI
 12/29/52 W 83-66 Iowa City, IA
 1/9/54 W 71-54 Iowa City, IA
 1/3/55 W 86-69 Madison, WI

2/6/56 W 78-74 Madison, WI
 2/18/56 W 80-66 Iowa City, IA
 1/19/57 W 70-47 Madison, WI
 3/9/57 L 59-60 Iowa City, IA
 2/17/58 W 74-61 Iowa City, IA
 2/14/59 W 94-84 Madison, WI
 1/4/60 W 71-64 Madison, WI
 2/15/60 L 58-63 Iowa City, IA
 1/9/61 W 76-68 Madison, WI
 2/13/61 W 63-61 Iowa City, IA
 1/6/62 L 79-91 Madison, WI
 3/10/62 W 81-64 Iowa City, IA
 1/14/63 W 65-56 Iowa City, IA
 3/4/63 L 69-75 Madison, WI
 1/13/64 L 61-79 Madison, WI
 1/4/65 W 92-62 Iowa City, IA
 1/8/66 L 68-69 Madison, WI
 2/26/66 W 80-70 Iowa City, IA
 2/18/67 L 95-96### Iowa City, IA
 3/7/67 W 90-87 Madison, WI
 2/17/68 W 69-61 Iowa City, IA
 3/8/69 L 74-84 Madison, WI
 1/10/70 W 92-74 Madison, WI
 2/10/70 W 119-100 Iowa City, IA
 2/6/71 W 93-91 Madison, WI
 2/27/71 L 83-89 Iowa City, IA
 1/8/72 L 80-81 Madison, WI
 2/17/73 W 100-76 Iowa City, IA
 2/9/74 L 87-113 Madison, WI
 3/4/74 L 58-74 Iowa City, IA
 2/1/75 L 85-86# Madison, WI
 3/1/75 W 75-68 Iowa City, IA
 1/17/76 W 81-71 Madison, WI
 2/14/76 W 96-82 Iowa City, IA
 2/5/77 W 90-73 Iowa City, IA
 3/5/77 W 94-93## Madison, WI
 1/28/78 W 88-73 Iowa City, IA
 2/4/78 L 72-82 Madison, WI
 2/1/79 W 70-64 Madison, WI
 2/10/79 W 79-65 Iowa City, IA
 1/12/80 W 66-65 Iowa City, IA
 2/21/80 L 58-62 Madison, WI
 1/5/81 W 76-66 Madison, WI
 2/28/81 W 96-75 Iowa City, IA
 1/16/82 W 78-62 Madison, WI
 2/25/82 W 79-55 Iowa City, IA
 1/22/83 L 62-65+ Madison, WI
 2/24/83 W 93-63 Iowa City, IA
 1/21/84 W 75-62 Iowa City, IA
 2/23/84 W 63-55 Madison, WI
 1/26/85 W 105-65 Iowa City, IA
 2/20/85 L 53-54 Madison, WI
 1/25/86 L 63-69 Madison, WI
 2/20/86 W 101-48 Iowa City, IA
 1/5/87 W 78-63 Iowa City, IA
 3/8/87 W 81-71 Madison, WI
 1/25/88 W 104-89 Madison, WI
 3/10/88 W 103-70 Iowa City, IA
 1/26/89 W 78-70 Iowa City, IA
 2/11/89 L 54-65 Madison, WI
 1/11/90 L 69-73# Madison, WI
 2/10/90 L 71-80 Iowa City, IA
 1/17/91 L 79-91 Madison, WI
 2/16/91 L 55-56 Iowa City, IA
 1/29/92 W 73-66 Iowa City, IA
 3/7/92 W 70-65 Madison, WI
 3/10/93 W 91-65 Iowa City, IA
 3/9/94 L 71-95 Madison, WI
 1/21/95 W 96-84 Iowa City, IA
 2/22/95 W 84-77 Madison, WI
 1/13/96 L 71-80 Madison, WI
 2/28/96 W 69-54 Iowa City, IA
 1/11/97 W 78-53 Iowa City, IA
 2/26/97 L 48-49 Madison, WI
 2/3/98 W 79-76 Madison, WI
 1/23/99 L 52-72 Iowa City, IA
 \$3/5/99 L 60-74 Chicago, IL
 1/29/00 W 61-55 Madison, WI
 2/23/00 L 45-54 Iowa City, IA
 1/16/01 L 54-67 Madison, WI
 3/3/01 L 57-59 Iowa City, IA

1/2/02	W	69-57	Iowa City, IA
2/19/02	L	56-64	Madison, WI
\$3/8/02	W	58-56	Indianapolis, IN
1/22/03	L	61-74	Madison, WI
2/22/03	L	53-61	Iowa City, IA
2/11/04	L	52-54	Iowa City, IA
2/9/05	L	69-72	Madison, WI
\$3/12/05	L	56-59	Chicago, IL
1/5/06	L	52-66	Madison, WI
3/4/06	W	59-44	Iowa City, IA
1/28/07	L	46-57	Iowa City, IA
2/10/07	L	62-74	Madison, WI
1/5/08	L	51-64	Madison, WI
2/6/08	L	54-60	Iowa City, IA
1/21/09	W	73-69#	Iowa City, IA
2/11/09	L	52-69	Madison, WI
3/3/10	L	40-67	Madison, WI
2/9/11	L	59-62#	Iowa City, IA
12/31/11	W	72-65	Madison, WI
2/23/12	W	67-66	Iowa City, IA
1/19/13	W	70-66	Iowa City, IA
2/6/13	L	70-74##	Madison, WI
1/5/14	L	71-75	Madison, WI
2/22/14	L	74-79	Iowa City, IA

Wisconsin-Milwaukee (Iowa leads, 2-0)

12/7/68	W	116-80	Iowa City, IA
11/19/00	W	83-79	Iowa City, IA

Wyoming (Iowa leads, 3-2)

%12/27/58	W	82-74	Portland, OR
12/17/60	W	78-67	Iowa City, IA
%12/29/67	L	87-94###	Los Angeles, CA
1/2/71	W	87-84	Iowa City, IA
12/22/73	L	79-86	Laramie, WY

Xavier (Iowa leads, 2-1)

12/20/37	W	33-28	Cincinnati, OH
%11/19/10	L	73-86	Virgin Islands, VI
%11/28/13	W	77-74#	Bahamas

- @ -- Big Ten Conference Playoff
- * -- NCAA Tournament
- & -- National Invitation Tournament
- % -- In-season Tournament
- \$ -- Big Ten Tournament
- # -- overtime (s)
- + -- awarded forfeit

UNC-Wilmington

SID: Joe Browning
E-Mail: browningj@uncw.edu

Nebraska-Omaha

SID: Bonnie Ryan
E-Mail: bryan@unomaha.edu

Maryland-Eastern Shore

SID: Davie Whigham
E-Mail: dcwhigham@umes.edu

Abilene Christian

SID: Lance Fleming
E-Mail: flemingl@acu.edu

Penn

SID: Mike Mahoney
E-Mail: mahoneyw@upenn.edu

Xavier

SID: Tom Eisner
E-Mail: eiser@xavier.edu

Tennessee

SID: Tom Satkowiak
E-Mail: tomsid@tennessee.edu

UTEP

SID: Jeff Darby
E-Mail: jdarby@utep.edu

Villanova

SID: Mike Sheridan
E-Mail: michael.sheridan@villanova.edu

USC

SID: David Tuttle
E-Mail: Bryan.Boettcher@usc.edu

Wake Forest

SID: Scott Wortman
E-Mail: wortmasm@wfu.edu

Kansas

SID: Chris Theisen
E-Mail: theisen@ku.edu

Notre Dame

SID: Bernadette Cafarelli
E-Mail: bcafarel@nd.edu

Drake

SID: Ty Patton
E-Mail: ty.patton@drake.edu

Farleigh Dickinson

SID: Jamie Church
E-Mail: jchurch@fdu.edu

Iowa State

SID: Matt Schoultz
E-Mail: mshoultz@iastate.edu

Arkansas-Pine Bluff

SID: TBA
E-Mail: TBA

Indiana

SID: JD Campbell
E-Mail: jc56@indiana.edu

Illinois

SID: Derrick Burson
E-Mail: bursdon@uiuc.edu

Michigan

SID: Tom Wywrot
E-Mail: twywrot@umich.edu

Michigan State

SID: Matt Larson
E-Mail: larson@ath.msu.edu

Minnesota

SID: TBA
E-Mail: TBA

Nebraska

SID: Shamus McKnight
E-Mail: smcknight@huskers.com

Northwestern

SID: Nick Brilowski
E-Mail: brilowski@northwestern.edu

Ohio State

SID: Dan Wallenberg
E-Mail: wallenberg.1@osu.edu

Penn State

SID: Alissa Clendenen
E-Mail: akc16@psu.edu

Purdue

SID: Chris Forman
E-Mail: cforman@purdue.edu

Wisconsin

SID: Patrick Herb
E-Mail: pah@athletics.wisc.edu

Points

Game 49, John Johnson vs. Northwestern, 2/24/70
 Season 699, John Johnson (27.9 avg.), 1970
 Career 2,116, Roy Marble (15.8 avg.), 1986-89

Field Goals

Game 20, John Johnson vs. Northwestern, 2/24/70
 Season 289, John Johnson, 1970
 Career 787, Roy Marble, 1986-89

Field Goal Attempts

Game 33, John Johnson vs. Northwestern, 2/24/70
 33, Fred Brown vs. Indiana, 1971
 Season 535, Fred Brown, 1971
 Career 1,459, Roy Marble, 1986-89

Field Goal Percentage
(Min. of 10 FGA/game for single game record)

Game 100.0, Greg Stokes (11-11) vs. Georgia St., 12/12/84
 Season 60.9, Russ Millard (151-248), 1996
 Career 57.5, Ryan Bowen (397-690), 1995-98

3-pt. Field Goals

Game 9, Chris Kingsbury vs. Long Island, 12/17/94
 9, Chris Kingsbury vs. Drake, 11/29/94
 Season 117, Chris Kingsbury, 1995
 Career 262, Jeff Horner, 2003-06

3-pt. Field Goal Attempts

Game 19, Chris Kingsbury vs. Long Island, 12/17/94
 Season 297, Chris Kingsbury, 1995
 Career 713, Jeff Horner, 2003-06

3-pt. Field Goal Percentage
(Min. of 1.5 made per game)

Game 100%, Jeff Horner (6-6) vs. Penn State, 1/31/04
 100%, Jim Bartels (6-6) at Ohio State, 1/25/95
 100%, Val Barnes (6-6) at Penn State, 2/22/93
 100%, Val Barnes (5-5) vs. Centenary, 1/4/92
 100%, Kent McCausland (5-5) vs. W. Illinois, 11/22/96
 Season 52.2%, Kent McCausland (70-134), 1997
 Career 45.3%, Kent McCausland (214-472), 1996-99

Free Throws

Game 21, Don Nelson vs. Indiana, 2/17/62
 Season 218, Reggie Evans, 2001
 Career 516, Roy Marble, 1986-89

Free Throw Attempts

Game 26, Dave Gunther vs. West Virginia., 12/29/56
 Season 346, Reggie Evans, 2001
 Career 707, Roy Marble, 1986-89

Consecutive Free Throws

Game 15, Andre Woolridge vs. Northwestern, 3/8/97
 Season 34, Chris Street (six games), 1/2 thru 1/16/93

Free Throw Percentage
(Min. of 10 FTA/game)

Game 100%, Glenn Vidnovic (13-13) vs. Purdue, 2/4/69
 100%, Luke Recker (12-12) vs. Kansas State, 12/22/01
 100%, Val Barnes (12-12) vs. Ohio State, 2/18/92
 100%, Roy Marble (12-12) vs. Northern Iowa, 12/6/88
 100%, Sam Williams (12-12) vs. Ohio State, 3/4/67
 100%, (11-11) on eight occasions
 (last by Luke Recker vs. Minnesota, 2/9/02)
 100%, (10-10) on 12 occasions
(last by Aaron White vs. Northwestern, 1/9/14)
 Season 90.4, Matt Gatens (75-83), 2008-09
 Career 87.3, Luke Recker (185-212), 2001-02
 86.3, Matt Gatens (346-401), 2008-12
 85.8, Rick Williams (176-205), 1972-73
 85.6, Glenn Vidnovic (339-396), 1968-70

Rebounds

Game 30, Charles Darling vs. Wisc., 3/3/52
 Season 416, Reggie Evans (11.9 avg.), 2001
 Career 990, Greg Brunner (7.8 avg), 2003-06

Assists

Game 16, Cal Wulfsberg vs. Ohio St., 1/24/76
 Season 193, Andre Woolridge (6.0 avg), 1996
 Career 612, Jeff Horner (5.0 avg), 2003-06

Blocked Shots

Game 9, Acie Earl vs. Wisconsin, 1/29/92
 Season 121, Acie Earl (4.0 avg), 1991-92
 Career 365, Acie Earl (3.1 avg), 1990-93

Steals

Game 9, Kenyon Murray vs. Ohio State, 2/18/95
 9, Acie Earl vs. Texas Southern, 12/28/93
 Season 79, Ryan Bowen (2.5 avg), 1997-98
 Career 208, Ryan Bowen (1.7 avg), 1995-98

Note -- Players listed in boldface are current players.

Points

Game	126 vs. Morgan State, 11/25/94 126 at Oral Roberts, 12/30/87
Half	77 at Michigan, 2/3/88
Season	3,181 (93.6 avg.) in 1988
Average per Game	98.7 (2,467 in 25 games) in 1970

Field Goals

Game	52 (98 att.) vs. Notre Dame, 3/14/70
Season	1,141 (2,160 att.) in 1988

Field Goal Attempts

Game	127 vs. Augustana, 12/1/45
Season	2,194 (1,140 made) in 1987

Field Goal Percentage

Game	69.8 (37-53) vs. Northeastern, 11/30/86
Season	52.8 (1,141-2,160) in 1988

3-pt. Field Goals

Game	15 (31 att.) vs. Prairie View A&M, 12/5/09 15 (20 att.) vs. Northwestern, 1/3/98 15 (36 att.) vs. Long Island, 12/17/94
Season	274 (743 att.) in 1995

3-pt. Field Goal Attempts

Game	37 (10 made) vs. Texas, 11/23/09
Season	753 (239 made) in 2010

3-pt. Field Goal Percentage (min. 10 att.)

Game	75.0 (15-20) vs. Northwestern, 1/3/98 75.0 (9-12) vs. Northwestern, 3/5/87
Season	41.9 (44-105) in 1983

Free Throws

Game	41 (43 att.) vs. Drake, 12/22/69
Season	753 (1,068 att.) in 2001
Consecutive	25 vs. Drake, 1969

Free Throw Attempts

Game	61 (made 37) vs. Long Beach St., 12/4/93
Season	1,068 (made 753) in 2001

Free Throw Percentage

Game	100% (20-20) vs. W. Illinois, 11/19/04 95.6 (22-23) vs. DePaul, 3/15/95
Season	78.0 (549-704) in 1970

Rebounds

Game	77 vs. UM-Duluth, 12/30/72
Season	1,508 in 1987 (43.1 avg.)
Average	51.5 (1134 in 22 games) in 1951

Assists

Game	34 vs. George Mason, 12/1/84
Season	600 in 1985 and 1988

Blocked Shots

Game	13 vs. Illinois, 3/5/13
Season	183 in 2013

Steals

Game	23 vs. Northern Iowa, 12/7/94 23 vs. Northwestern, 2/22/86
Season	365 in 1995

Iowa's Career Double-Double Leaders

	Player, Years.....	No.
1.	Kevin Kunnert, 1971-73	48
2.	Bruce King, 1975-77	45
3.	Don Nelson, 1960-62	41
4.	Reggie Evans, 2001-02	40
5.	Dave Gunther, 1957-59	37
6.	Greg Brunner, 2003-pr.....	32
7.	Ed Horton, 1986-89.....	28
8.	Acie Earl, 1990-93	27
9.	Ryan Bowen, 1995-98	22
10.	Greg Stokes, 1982-85	21
11.	Jess Settles, 1994-99	18
	Michael Payne, 1982-85.....	18
13.	Chris Street, 1991-93	17
14.	Chuck Darling, 1950-52.....	14
15.	Aaron White, 2011-14	12

Iowa's Single Season Double-Double Leaders

No.	Player, Year
1.	22.....Reggie Evans, 2001
2.	20.....Ed Horton, 1989
	20.....Kevin Kunnert, 1973
4.	19.....Kevin Kunnert, 1972
	19.....Don Nelson, 1962
	19.....Dave Gunther, 1959
7.	18.....Reggie Evans, 2002
	18.....Bruce King, 1977
9.	17.....Bruce King, 1976
10.	14.....Acie Earl, 1993
11.	13.....Dave Gunther, 1958
12.	12.....Greg Brunner, 2006
	12.....Don Nelson, 1961
	12.....Chuck Darling, 1952

Iowa's Biggest Comebacks

** vs. Gardner-Webb (Nov. 17, 2012): Trailed 38-15 (23 points) with 13 seconds left in first half, won 65-56

** at Illinois (Jan. 14, 1987): Trailed 61-39 (22 points) with approximately 16 minutes remaining, won 91-88 in OT

** at Michigan State (Jan. 28, 1993): Trailed by 17 points with 5:32 left, won 96-90 in OT

** vs. George Washington (March 15, 1996): Trailed 73-56 (17 points) with 8:21 remaining, won 91-79 in regulation (NCAA Tournament game)

Points

1. 49 John Johnson vs. Northwestern, 2/24/70
2. 46 John Johnson vs. UW-Milwaukee, 12/7/68
3. 43 Dick Ives vs. Chicago, 2/5/44
4. 42 Bruce King vs. Pittsburgh, 12/30/76
5. 40 Rick Williams vs. South Carolina, 1/22/72
6. 39 Sam Williams vs. Northwestern, 1/21/67
- 39 Don Nelson vs. Wisconsin, 1/6/62
8. 38 John Johnson vs. Ohio State, 2/21/70
- 38 Chris Pervall vs. Illinois, 3/6/65
10. 37 seven times (last by Roy Marble vs. Illinois, 3/8/89)

Field Goals

1. 20 John Johnson vs. Northwestern, 2/24/70
2. 19 John Johnson vs. UW-Milwaukee, 12/7/68
3. 17 Bruce King vs. Michigan, 1/31/76
4. 16 John Johnson vs. Ohio State, 3/30/70
- 16 John Johnson vs. Ohio State, 2/21/70
6. 15 seven times (last by Roy Marble vs. Mich., 3/4/89)

Field Goal Attempts

1. 33 Fred Brown vs. Indiana, 3/6/71
- 33 John Johnson vs. Northwestern, 2/24/70
- 33 Murray Wier vs. Illinois, 2/9/48
4. 32 Fred Brown vs. Michigan, 2/9/71
- 32 Charles Darling vs. Indiana, 1/21/52
- 32 Murray Wier vs. Northwestern, 2/2/48
7. 31 six times (last by J. Johnson vs. N Dame, 3/14/70)

3-pt. Field Goals

1. 9 Chris Kingsbury vs. Long Island, 12/17/94
- 9 Chris Kingsbury vs. Drake, 11/29/94
3. 8 Devan Bawinkel vs. Ohio State, 3/3/09
- 8 Justin Johnson vs. Ohio State, 2/2/08
- 8 Justin Johnson vs. Indiana, 1/2/08
6. 7 on 11 occasions (last by Roy Devyn Marble at Oregon 3/18/12)

3-pt. Field Goal Attempts

1. 19 Chris Kingsbury vs. Long Island, 12/17/94
2. 15 Justin Johnson vs. LA-Monroe, 12/30/07
3. 14 Anthony Tucker vs. Virginia Tech, 12/1/09
- 14 Adam Haluska vs. Citadel, 11/13/06
- 14 Chris Kingsbury vs. Wisconsin, 1/13/96
6. 13 on 13 occasions (last by Devan Bawinkel vs. Ohio State, 3/3/09)

Free Throws

1. 21 Don Nelson vs. Indiana, 2/17/62
2. 18 Bruce King vs. Pittsburgh, 12/30/76
3. 17 Dave Gunther vs. West Virginia, 12/29/56
4. 16 Adam Haluska vs. Northwestern, 2/15/07
- 16 Reggie Evans vs. Purdue, 2/21/01
- 16 Andre Woolridge vs. Northwestern, 3/8/97
- 16 B.J. Armstrong vs. Florida State, 3/18/88
- 16 Charles Darling vs. Minnesota, 1/19/52
9. 15 Glenn Vidnovic vs. Indiana, 1/31/70

Free Throw Attempts

1. 26 Dave Gunther vs. West Virginia, 12/29/56
2. 25 Don Nelson vs. Indiana, 2/17/62
3. 23 Bruce King vs. Pittsburgh, 12/30/76
4. 22 Reggie Evans vs. Purdue, 2/21/01
5. 21 Don Nelson vs. Indiana, 2/17/62
- 21 Charles Darling vs. Minnesota, 1/19/52
7. 20 B.J. Armstrong vs. Florida State, 3/18/88
- 20 Don Nelson vs. Wisconsin, 1/4/60
- 20 Nolden Gentry vs. Texas Tech, 12/13/58
10. 19 Roy Devyn Marble vs. Northern Iowa, 12/15/12
- 19 Reggie Evans at Kansas State, 12/23/00
- 19 Acie Earl vs. Iowa State, 12/14/92
- 19 Dave Roach vs. St. Louis, 12/9/63

Rebounds

1. 30 Charles Darling vs. Wisconsin, 3/3/52
2. 25 Frank Allen vs. California, 12/28/60
- 25 Charles Darling vs. Purdue, 1/6/51
4. 23 Greg Brunner vs. Minnesota, 1/18/06
- 23 Kevin Kunnert vs. Drake, 12/27/72
- 23 Kevin Kunnert vs. Illinois, 3/7/72
- 23 John Johnson vs. Northwestern, 2/11/69
- 23 John Johnson vs. Cal-Poly, 11/30/68
- 23 Tom Harris vs. California, 12/28/60
- 23 Nolden Gentry vs. Michigan, 1/4/58
- 23 Bill Logan vs. Michigan, 2/26/55

Assists

1. 16 Cal Wulfsberg vs. Ohio State, 1/24/76
2. 15 B.J. Armstrong vs. Minnesota, 2/18/89
3. 14 Ronnie Lester vs. Northwestern, 2/16/78
4. 13 Cal Wulfsberg vs. Michigan, 1/31/76
5. 12 Dean Oliver vs. Chicago State, 11/14/97
- 12 Kevin Smith vs. Centenary, 1/4/92
- 12 B.J. Armstrong vs. Georgia, 12/3/89
- 12 B.J. Armstrong vs. Ohio State, 2/13/89
- 12 Cal Wulfsberg vs. Drake, 12/21/76

Blocked Shots

1. 9 Acie Earl vs. Wisconsin, 1/29/92
2. 8 Acie Earl at Drake, 1/4/93
- 8 Acie Earl vs. Duke, 3/21/92
- 8 Acie Earl vs. Louisiana Tech, 12/7/91
- 8 Acie Earl vs. Maryland-Eastern Shore, 11/23/91
- 8 Acie Earl vs. Northern Iowa, 12/4/90
7. **7 Gabriel Olaseni vs. Illinois, 3/5/13**
- 7 Melsahn Basabe vs. Iowa State, 12/10/10
- 7 Ereik Hansen vs. Fairfield, 12/2/05
- 7 Ereik Hansen vs. St. Louis, 12/31/04
- 7 Ereik Hansen vs. Iowa State, 12/10/04
- 7 Acie Earl vs. Michigan State, 2/27/93

Steals

1. 9 Kenyon Murray vs. Ohio State, 2/18/95
- 9 Acie Earl vs. Texas Southern, 12/28/92
3. 8 Bill Jones vs. Dartmouth, 1/23/88
4. 7 Eric May vs. SIU-Edwardsville, 11/26/10
- 7 Jeff Horner vs. Western Illinois, 11/19/04
- 7 Brody Boyd vs. Northern Illinois, 12/6/03
- 7 Ryan Bowen vs. Northwestern, 1/3/98
- 7 Andre Banks vs. Northwestern, 2/22/86
9. 6 11 times (last by Roy Devyn Marble vs. Penn, 11/22/13)

Note -- Players listed in boldface are current players.

Points

1.	699	John Johnson (27.9 avg.), 1970
2.	675	Roy Marble (20.5 avg.), 1989
3.	662	Fred Brown (27.6 avg.), 1971
4.	645	Andre Woolridge (20.2 avg.), 1997
5.	638	Greg Stokes (19.9 avg.), 1985
6.	637	Adam Haluska (20.5 avg.), 2007
7.	632	Sam Williams (25.3 avg.), 1968
8.	604	Ed Horton (18.3 avg.), 1989
9.	600	Luke Recker (17.1 avg.), 2002
10.	596	B.J. Armstrong (18.6 avg.), 1989

Field Goals

1.	289	John Johnson, 1970
2.	268	Fred Brown, 1971
3.	262	Greg Stokes, 1985
4.	254	Scott Thompson, 1976
5.	250	Ed Horton, 1989
6.	241	Roy Marble, 1989
	241	Bruce King, 1976
8.	219	Greg Stokes, 1983
	219	Sam Williams, 1968
10.	216	Andre Woolridge, 1997

Field Goal Attempts

1.	535	Fred Brown, 1971
2.	517	Scott Thompson, 1976
3.	508	John Johnson, 1970
4.	489	Charles Darling, 1952
5.	479	Greg Stokes, 1985
6.	477	Bruce King, 1976
7.	475	Sam Williams, 1968
8.	472	Andre Woolridge, 1997
9.	466	Adam Haluska, 2007
10.	459	Roy Marble, 1989

3-pt. Field Goals

1.	117	Chris Kingsbury, 1995
2.	93	Justin Johnson, 2008
3.	92	Luke Recker, 2002
4.	90	Adam Haluska, 2007
5.	86	Jeff Horner, 2005
6.	75	Matt Gatens, 2012
7.	74	Kent McCausland, 1998
8.	71	Jeff Moe, 1988
9.	70	Jeff Horner, 2006
	70	Kent McCausland, 1997

3-pt. Field Goal Attempts

1.	297	Chris Kingsbury, 1995
2.	269	Justin Johnson, 2008
3.	248	Adam Haluska, 2007
4.	223	Luke Recker, 2002
5.	211	Jeff Horner, 2005
	211	Chris Kingsbury, 1996
7.	201	Jeff Horner, 2006
8.	185	Adam Haluska, 2006
9.	183	Matt Gatens, 2012
10.	179	Dean Oliver, 2001

Free Throws

1.	218	Reggie Evans, 2001
2.	194	Sam Williams, 1968
3.	193	Aaron White, 2013
4.	187	Reggie Evans, 2002
5.	186	Don Nelson, 1962
6.	178	Sam Williams, 1966
7.	176	Don Nelson, 1961
8.	172	Roy Marble, 1989
9.	167	Adam Haluska, 2007
10.	163	Glenn Vidnovic, 1969

Free Throw Attempts

1.	346	Reggie Evans, 2001
2.	302	Reggie Evans, 2002
3.	268	Don Nelson, 1961
4.	265	Sam Williams, 1968
5.	264	Don Nelson, 1962
6.	258	Aaron White, 2013
7.	243	Acie Earl, 1992
8.	242	Acie Earl, 1991
9.	232	Sam Williams, 1966
10.	226	Roy Marble, 1989

Rebounds

1.	416	Reggie Evans (12.8 avg.), 2001
2.	387	Charles Darling (17.6 avg.), 1951
3.	378	Reggie Evans (11.1 avg.), 2002
4.	353	Kevin Kunnert (14.7 avg.), 1972
5.	350	Ed Horton (10.6 avg.), 1989
6.	334	Kevin Kunnert (13.9 avg.), 1973
7.	332	Bruce King (13.3 avg.), 1977
8.	314	Greg Brunner (9.2 avg.), 2006
9.	286	Acie Earl (8.9 avg.), 1993
10.	285	Don Nelson (11.9 avg.), 1962

Assists

1.	193	Andre Woolridge (6.0 avg.), 1996
2.	192	Andre Woolridge (6.0 avg.), 1997
3.	191	Cal Wulfsberg (6.6 avg.), 1976
4.	190	Andre Woolridge (5.8 avg.), 1995
5.	182	Bryce Cartwright (5.9 avg.), 2011
6.	180	Jeff Horner (5.5 avg.), 2005
7.	173	B.J. Armstrong (5.4 avg.), 1989
8.	169	Jeff Horner (5.6 avg.), 2006
9.	168	Dean Oliver (5.25 avg.), 2001
10.	163	Ronnie Lester (6.0 avg.), 1978

Blocked Shots

1.	121	Acie Earl (4.0 avg.), 1992
2.	106	Acie Earl (3.3 avg.), 1991
3.	89	Erek Hansen (2.6 avg.), 2006
4.	88	Acie Earl (2.8 avg.), 1993
5.	83	Erek Hansen (2.6 avg.), 2005
6.	79	Greg Stokes (2.5 avg.), 1983
7.	62	Greg Stokes (1.9 avg.), 1985
8.	58	Greg Stokes (2.1 avg.), 1984
9.	53	Kurt Looby (1.7 avg.), 2007
10.	52	Michael Payne (1.7 avg.), 1983

Steals

1.	79	Ryan Bowen (2.5 avg.), 1998
2.	72	Bill Jones (2.1 avg.), 1988
3.	70	Jim Bartels (2.1 avg.), 1995
4.	68	Brody Boyd (2.3 avg.), 2004
5.	66	Andre Banks (2.1 avg.), 1986
	66	Steve Carfino (2.4 avg.), 1984
7.	62	Dean Oliver (2.1 avg.), 2000
8.	61	B.J. Armstrong (1.8 avg.), 1988
9.	60	Roy Marble (1.8 avg.), 1988
	60	Roy Devyn Marble (1.8 avg.), 2014

Points

1.	2,116	Roy Marble, 1986-89
2.	1,779	Acie Earl, 1990-93
3.	1,768	Greg Stokes, 1982-85
4.	1,705	B.J. Armstrong, 1986-89
5.	1,694	Roy Devyn Marble, 2011-14
6.	1,675	Ronnie Lester, 1977-80
7.	1,635	Matt Gatens, 2009-12
8.	1,611	Jess Settles, 1994-97, 1999
9.	1,578	Adam Haluska, 2005-07
10.	1,561	Dean Oliver, 1998-01

Field Goals

1.	787	Roy Marble, 1986-89
2.	705	Greg Stokes, 1982-85
3.	642	Acie Earl, 1990-93
4.	622	Ronnie Lester, 1977-80
5.	583	B.J. Armstrong, 1986-89
6.	581	Jess Settles, 1994-99
7.	573	Bruce King, 1975-77
8.	564	Roy Devyn Marble, 2011-14
9.	560	Ed Horton, 1986-89
10.	553	Greg Brunner, 2003-06

Field Goal Attempts

1.	1,459	Roy Marble, 1986-89
2.	1,359	Roy Devyn Marble, 2011-14
3.	1,321	Ronnie Lester, 1977-80
4.	1,294	Greg Stokes, 1982-85
5.	1,265	Acie Earl, 1990-93
6.	1,264	Matt Gatens, 2009-12
7.	1,213	Dean Oliver, 1998-01
8.	1,205	James Moses, 1989-92
9.	1,195	Bruce King, 1975-77
10.	1,186	Jess Settles, 1994-99

3-pt. Field Goals

1.	262	Jeff Horner, 2003-06
2.	239	Matt Gatens, 2009-12
3.	226	Chris Kingsbury, 1994-96
4.	214	Kent McCausland, 1996-99
5.	212	Adam Haluska, 2005-07
6.	193	Brody Boyd, 2001-04
7.	161	Dean Oliver, 1998-01
8.	139	Luke Recker, 2001-02
9.	138	Justin Johnson, 2007-08
10.	136	B.J. Armstrong, 1986-89

3-pt. Field Goal Attempts

1.	713	Jeff Horner, 2003-06
2.	652	Matt Gatens, 2009-12
3.	645	Chris Kingsbury, 1994-96
4.	582	Adam Haluska, 2005-07
5.	544	Brody Boyd, 2001-04
6.	472	Kent McCausland, 1996-99
7.	465	Dean Oliver, 1998-01
8.	396	Roy Devyn Marble, 2011-14
9.	374	James Moses, 1989-92
10.	368	Justin Johnson, 2007-08

Free Throws

1.	516	Roy Marble, 1986-89
2.	493	Acie Earl, 1990-93
3.	468	Dean Oliver, 1998-01
4.	462	Don Nelson, 1960-62
5.	432	Roy Devyn Marble, 2011-14
6.	431	Ronnie Lester, 1977-80
7.	423	Aaron White, 2012-14
8.	405	Reggie Evans, 2001-02
9.	403	B.J. Armstrong, 1986-89
10.	384	Adam Haluska, 2005-07

Free Throw Attempts

1.	725	Acie Earl, 1990-93
2.	707	Roy Marble, 1986-89
3.	687	Don Nelson, 1960-62
4.	648	Reggie Evans, 2001-02
5.	621	Dean Oliver, 1998-01
6.	595	Roy Devyn Marble, 2011-14
7.	566	Greg Brunner, 2003-06
8.	562	Aaron White, 2012-14
9.	557	Ronnie Lester, 1977-80
10.	554	Greg Stokes, 1982-85

Rebounds

1.	990	Greg Brunner (7.8 avg.), 2003-06
2.	914	Kevin Kunnert (12.7 avg.), 1971-73
3.	877	Ed Horton (6.6 avg.), 1986-89
4.	857	Michael Payne (7.3 avg.), 1982-85
5.	852	Bruce King (10.7 avg.), 1975-77
6.	811	Acie Earl (7.0 avg.), 1990-93
7.	807	Greg Stokes (6.7 avg.), 1982-85
8.	804	Ryan Bowen (6.7 avg.), 1995-98
9.	794	Reggie Evans (11.5 avg.), 2001-02
10.	784	Don Nelson (10.9 avg.), 1960-62

Assists

1.	612	Jeff Horner (5.0 avg.), 2003-06
2.	575	Andre Woolridge (5.9 avg.), 1995-97
3.	561	Dean Oliver (4.5 avg.), 1998-01
4.	517	B.J. Armstrong (4.0 avg.), 1986-89
5.	480	Ronnie Lester (4.8 avg.), 1977-80
6.	397	Roy Devyn Marble (2.9 avg.), 2011-14
7.	358	Mon'ter Glasper (2.9 avg.), 1993-96
8.	352	Kenny Arnold (3.2 avg.), 1979-82
9.	339	Andre Banks (2.9 avg.), 1983-86
10.	335	Kevin Boyle (2.8 avg.), 1979-82

Blocked Shots

1.	365	Acie Earl (3.1 avg.), 1990-93
2.	229	Greg Stokes (1.9 avg.), 1982-85
3.	212	Erek Hansen (2.4 avg.), 2004-06
4.	148	Melsahn Basabe (1.1 avg.), 2011-14
5.	124	Ryan Bowen (1.0 avg.), 1995-98
6.	120	Michael Payne (1.0 avg.), 1982-85
7.	104	Greg Brunner (0.8 avg.), 2003-06
8.	96	Kurt Looby (1.5 avg.), 2007-08
9.	92	Glen Worley (0.7 avg.), 2001-04
10.	92	J.R. Koch (0.7 avg.), 1996-99

Steals

1.	208	Ryan Bowen (1.7 avg.), 1995-98
2.	205	Dean Oliver (1.6 avg.), 1998-01
3.	200	Kenyon Murray (1.6 avg.), 1993-96
4.	183	Roy Marble (1.4 avg.), 1986-89
5.	182	Steve Carfino (1.6 avg.), 1981-84
6.	178	B.J. Armstrong (1.4 avg.), 1986-89
7.	176	Roy Devyn Marble (1.3 avg.), 2011-14
8.	166	Jeff Horner (1.3 avg.), 2003-06
9.	155	Jim Bartels (1.6 avg.), 1991-95
10.	154	Mon'ter Glasper (1.3 avg.), 1993-96

Games Played

1.	137	Zach McCabe, 2011-14 (consecutive)
2.	136	Roy Devyn Marble, 2011-4
	136	Melsahn Basabe, 2011-14
4.	134	Roy Marble, 1986-89
5.	133	Eric May, 2012-13
6.	131	Ed Horton, 1986-89
	131	Jeff Moe, 1985-88
8.	130	B.J. Armstrong, 1986-89
9.	128	Brody Boyd, 2001-04
	128	Matt Gatens, 2008-12
11.	127	Greg Brunner, 2003-06

TEAM LEADERS -- SINGLE GAME

Points

- 126 vs. Morgan State, 11/25/95
- 126 vs. Oral Roberts, 12/30/87
- 124 vs. UC-Irvine, 12/5/87
- 121 vs. Centenary, 1/4/92
- 121 vs. Notre Dame, 3/14/70
- 119 vs. Wisconsin, 2/10/70
- 116 vs. Northwestern, 2/9/95
- 116 vs. Northwestern, 2/24/70
- 116 vs. UW-Milwaukee, 12/7/68
- 115 at Northwestern, 3/7/70

Field Goals

- 52 vs. Notre Dame, 3/14/70
- 50 vs. Nevada-Reno, 12/9/80
- 48 vs. Northwestern, 2/24/70
- 47 on three occasions

Field Goal Attempts

- 127 vs. Augustana, 12/1/45
- 115 vs. S. Dakota State, 12/2/46
- 108 vs. Minn.-Duluth, 12/30/72
- 104 vs. UCLA, 12/23/50
- 100 vs. Creighton, 12/11/48

Field Goal Percentage

- 69.8 (37-53) vs. Northeastern, 11/30/86
- 67.5 (27-40) vs. Air Force, 12/28/04WW
- 66.7 (30-45) vs. MD-Balt. Co., 12/15/90
- 66.7 (28-42) vs. Ohio State, 2/18/84
- 66.1 (37-56) at Northern Iowa, 12/10/91
- 66.1 (43-65) vs. Holy Cross, 12/27/75

3-pt. Field Goals

- 15 vs. Prairie View A&M, 12/5/09
- 15 vs. Northwestern, 1/3/98
- 15 vs. Long Island, 12/17/94
- 14 at Ohio State, 12/31/08
- 14 vs. North Carolina, 11/24/04
- 14 vs. Penn State, 1/31/04
- 14 vs. Michigan State, 3/8/95
- 14 vs. Drake, 11/29/94
- 14 vs. Oral Roberts, 12/30/87

3-pt. Field Goal Att.

- 37 vs. Texas, 11/23/09
- 36 vs. Long Island, 12/17/94
- 33 vs. Ohio State, 1/9/08
- 32 vs. Michigan, 3/01/00
- 32 vs. Cal-Irvine, 12/29/93
- 31 at Penn State, 2/28/07
- 31 vs. Michigan State, 3/8/95
- 31 vs. Minnesota, 2/2/94

3-pt. Field Goal Pct.

(minimum 10 att.)

- 75.0 (15-20) vs. Northwestern, 1/3/98
- 75.0 (9-12) at Northwestern, 3/5/87
- 73.3 (11-15) vs. So. Miss., 12/22/97
- 70.0 (7-10) vs. East Tenn. State, 3/14/91
- 70.0 (7-10) at Drake, 11/29/88
- 68.4 (13-19) vs. Michigan, 2/4/06

Free Throws

- 41 vs. Drake, 12/22/69
- 40 vs. Wisconsin, 1/21/95
- 39 vs. Minnesota, 1/13/93
- 38 vs. Nebraska-Omaha, 11/10/13
- 38 vs. South Alabama, 12/4/98
- 38 vs. Creighton, 12/21/68

Free Throw Att.

- 61 vs. Long Beach State, 12/4/93
- 53 vs. Drake, 11/30/93
- 52 vs. Wisconsin, 1/21/95
- 51 vs. UC-Santa Barbara, 12/2/89
- 50 vs. Missouri, 12/16/00

Free Throw Pct.

(minimum 10 att.)

- 100.0 (20-20) vs. W. Illinois, 11/19/04
- 100.0 (18-18) vs. Indiana, 1/14/79
- 100.0 (15-15) at Virginia, 3/27/13
- 100.0 (12-12) at Purdue, 2/7/49
- 95.6 (22-23) vs. DePaul, 3/15/95
- 93.8 (15-16) at Penn State, 1/24/09

Rebounds

- 77 vs. Minn.-Duluth, 12/30/72
- 76 at California, 12/28/60
- 76 vs. Ohio State, 2/14/55
- 75 vs. Purdue, 1/6/51
- 74 vs. American-Puerto Rico, 12/20/92
- 74 vs. Cal-Poly, 11/30/68

Assists

- 34 vs. George Mason, 12/1/84
- 32 vs. Central Arkansas, 12/19/11
- 32 vs. Nevada-Reno, 12/9/80
- 31 vs. Morgan State, 11/25/94
- 30 vs. Central Conn. St., 1/2/93
- 30 vs. Centenary, 1/4/92

Blocked Shots

- 13 vs. Illinois, 3/5/13
- 12 vs. UNC Wilmington, 11/8/13
- 12 vs. St. Louis, 12/31/04
- 12 vs. UNC Greensboro, 12/4/04
- 12 vs. North Carolina, 11/24/04
- 11 vs. Fairfield, 12/2/05
- 11 at Minnesota, 2/23/05
- 11 at Drake, 1/4/93

Steals

- 23 vs. Northern Iowa, 12/7/94
- 23 vs. Northwestern, 2/22/86
- 21 vs. Morgan State, 11/25/94
- 21 vs. Drake, 11/30/93
- 19 vs. SIU-Edwardsville, 11/26/10
- 19 vs. Bucknell, 12/28/97
- 19 vs. Ohio State, 1/10/96
- 19 vs. Drake, 12/3/91
- 19 vs. Morehead State, 11/28/84

TEAM LEADERS -- SEASON

Wins

- 30 in 1987
- 25 in 2013
- 25 in 2006
- 24 in 1988
- 23 in 2001
- 23 in 1996
- 23 in 1989
- 23 in 1980

Winning Percentage

- 94.4 (17-1) in 1945
- 86.7 (13-2) in 1923
- 86.4 (19-3) in 1952
- 85.7 (30-5) in 1987
- 83.3 (10-2) in 1902

Points

- 3,181 in 1988
- 3,055 in 1987
- 2,957 in 1989
- 2,757 in 1995
- 2,689 in 2014

Scoring Average

- 98.7 in 1970
- 93.6 in 1988
- 89.6 in 1989
- 87.3 in 1987

Field Goals

- 1,141 in 1988
- 1,140 in 1987
- 1,092 in 1989

Field Goal Att.

- 2,194 in 1987
- 2,160 in 1988
- 2,156 in 2013
- 2,112 in 1989

Field Goal Pct.

- 52.8 in 1988
- 52.3 in 1970
- 52.0 in 1987

3-pt. Field Goals

- 274 in 1995
- 258 in 2009
- 239 in 2010

3-pt. Field Goal Att.

- 753 in 2010
- 743 in 1995
- 709 in 2009

3-pt. Field Goal Pct.

- 41.9 in 1983
- 41.5 in 1988
- 40.6 in 1991

Free Throws

- 753 in 2001
- 711 in 1988
- 660 in 2014
- 655 in 2013
- 647 in 1989

Free Throw Attempts

- 1,068 in 2001
- 996 in 1988
- 929 in 1987
- 919 in 1989

Free Throw Pct.

- 78.0 in 1970
- 77.1 in 1969
- 74.7 in 1971

Rebounds

- 1,508 in 1987
- 1,484 in 2013
- 1,370 in 1993
- 1,367 in 1989

Rebounding Average

- 51.5 in 1951
- 49.4 in 1973
- 48.4 in 1972

Assists

- 600 in 1988
- 600 in 1985
- 581 in 1987
- 573 in 2013

Blocked Shots

- 183 in 2013
- 174 in 2005
- 167 in 2006
- 165 in 1993
- 164 in 2014

Steals

- 365 in 1995
- 329 in 1988
- 315 in 1998

Points

Based on total points

Year	Player	No.	Avg
1939	Ben Stephens	215	13.4
1940	Vic Siegel	189	9.0
1941	Vic Siegel	194	9.7
1942	Tom Chapman	245	12.3
1943	Ben Trickey	229	13.5
1944	Dick Ives	327	18.2
1945	Dick Ives	217	12.1
1946	Dick Ives	187	10.4
1947	Murray Wier	272	15.1
1948	Murray Wier	399	21.0
1949	Charlie Mason	146	7.8
1950	Frank Calsbeek	333	15.1
1951	Charles Darling	358	16.3
1952	Charles Darling	561	25.5
1953	Deacon Davis	327	14.9
1954	Bill Logan	315	14.3
1955	Bill Logan	413	15.9
1956	Bill Logan	460	17.7
1957	Dave Gunther	271	12.3
1958	Dave Gunther	435	19.8
1959	Dave Gunther	482	21.9
1960	Don Nelson	380	15.8
1961	Don Nelson	570	23.7
1962	Don Nelson	572	23.8
1963	Dave Roach	289	12.0
1964	Dave Roach	367	15.9
1965	Chris Pervall	507	21.1
1966	Chris Pervall	458	19.1
1967	Sam Williams	544	22.6
1968	Sam Williams	632	25.3
1969	John Johnson	473	19.7
1970	John Johnson	699	27.9
1971	Fred Brown	662	27.6
1972	Rick Williams	469	19.5
1973	Kevin Kunnert	460	19.2
1974	Candy LaPrince	457	19.0
1975	Bruce King	298	11.5
1976	Scott Thompson	567	19.5
1977	Bruce King	524	21.0
1978	Ronnie Lester	536	19.9
1979	Ronnie Lester	524	18.7
1980	Kenny Arnold	444	13.5
1981	Vince Brookins	411	14.7
1982	Michael Payne	308	11.4
1983	Greg Stokes	548	17.7
1984	Greg Stokes	417	14.9
1985	Greg Stokes	638	19.9
1986	Roy Marble	399	12.5
1987	Roy Marble	520	14.9
1988	B.J. Armstrong	592	17.4
1989	Roy Marble	675	20.5
1990	Les Jepsen	417	14.9
1991	Acie Earl	520	16.3
1992	Acie Earl	586	19.5
1993	Acie Earl	542	16.9
1994	James Winters	414	18.0
	Jess Settles	414	15.3
1995	Chris Kingsbury	553	16.8
1996	Jess Settles	484	15.1
1997	Andre Woolridge	645	20.2
1998	Ricky Davis	464	15.0
1999	Dean Oliver	357	11.9
2000	Dean Oliver	408	13.6
2001	Reggie Evans	529	15.1
2002	Luke Recker	600	17.1
2003	Chauncey Leslie	490	15.8
2004	Pierre Pierce	468	16.1
2005	Greg Brunner	485	14.7
2006	Greg Brunner	481	14.1
2007	Adam Haluska	637	20.5
2008	Justin Johnson	378	11.8
2009	Jake Kelly	372	11.6
2010	Matt Gatens	385	12.3
2011	Matt Gatens	366	12.6
2012	Matt Gatens	518	15.2
2013	Roy Devyn Marble	554	15.0
2014	Roy Devyn Marble	560	17.0

Rebounds

Based on total rebounds

Year	Player	No.	Avg
1951	Charles Darling	387	17.6
1952	not available		
1953	not available		
1954	not available		
1955	Bill Logan	285	11.0
1956	Bill Logan	268	10.3
1957	Dave Gunther	197	8.9
1958	Nolden Gentry	241	10.9
1959	Dave Gunther	243	12.1
1960	Don Nelson	241	10.0
1961	Don Nelson	258	10.8
1962	Don Nelson	285	11.9
1963	Dave Roach	162	6.8
1964	Dave Roach	162	7.0
1965	George Peoples	249	10.4
1966	George Peoples	260	10.8
1967	Gerry Jones	257	10.7
1968	Sam Williams	273	10.9
1969	John Johnson	256	10.7
1970	John Johnson	253	10.1
1971	Kevin Kunnert	227	9.4
1972	Kevin Kunnert	353	14.7
1973	Kevin Kunnert	334	13.9
1974	Neil Fegebank	162	6.8
1975	Bruce King	228	8.8
1976	Bruce King	292	10.1
1977	Bruce King	332	12.3
1978	Clay Hargrave	267	9.9
1979	William Mayfield	236	8.4
1980	Steve Krafscin	211	6.4
1981	Steve Krafscin	179	6.4
1982	Michael Payne	201	6.9
1983	Michael Payne	233	7.5
1984	Greg Stokes	193	6.9
1985	Greg Stokes	268	8.4
1986	Gerry Wright	204	6.6
1987	Brad Lohaus	268	7.7
1988	Kent Hill	222	6.5
1989	Ed Horton	350	10.6
1990	Les Jepsen	281	10.0
1991	Acie Earl	213	6.7
1992	Chris Street	247	8.2
1993	Acie Earl	286	8.9
1994	Jess Settles	203	7.5
1995	Jim Bartels	204	6.2
1996	Jess Settles	239	7.5
1997	Ryan Bowen	264	9.1
1998	Ryan Bowen	271	8.7
1999	Jess Settles	133	4.8
2000	Jacob Jaacks	220	7.3
2001	Reggie Evans	416	11.9
2002	Reggie Evans	378	11.1
2003	Jared Reiner	231	8.3
2004	Greg Brunner	239	8.2
2005	Greg Brunner	275	8.3
2006	Greg Brunner	314	9.2
2007	Tyler Smith	153	4.9
2008	Cyrus Tate	166	5.4
2009	Cyrus Tate	131	5.7
2010	Aaron Fuller	172	6.2
2011	Melsahn Basabe	210	6.8
2012	Aaron White	180	5.7
2013	Aaron White	234	6.2
2014	Aaron White	220	6.7

Field Goal Percentage

Minimum of four att./game

Year	Player	FG%	FG-FGA
1947	Noble Jorgensen	.322	46-143
1948	Murray Wier	.354	152-429
1949	Franklin Calsbeek	.333	40-120
1950	Franklin Calsbeek	.341	127-372
1951	Charles Darling	.372	139-376
1952	Charles Darling	.417	204-489
1953	Chuck Jarnagin	.319	68-219

1954	Carl Cain	.427	106-248
1955	McKinley Davis	.479	92-192
1956	Bill Logan	.440	175-420
1957	Jim McConnell	.393	79-201
1958	Dave Gunther	.448	169-377
1959	Dave Gunther	.426	169-393
1960	Mike Heitman	.458	104-227
1961	Don Nelson	.522	197-377
1962	Don Nelson	.554	193-348
1963	Dave Roach	.455	117-257
1964	Dave Roach	.397	145-397
1965	George Peoples	.511	156-305
1966	George Peoples	.515	171-332
1967	Tom Chapman	.526	146-274
1968	Sam Williams	.461	219-475
1969	Ben McGilmer	.529	109-206
1970	John Johnson	.569	289-508
1971	Fred Brown	.501	268-535
1972	Kevin Kunnert	.516	180-349
1973	Kevin Kunnert	.545	198-363
1974	Neil Fegebank	.495	148-299
1975	Fred Haberecht	.469	97-209
1976	Dan Frost	.538	203-337
1977	Bruce King	.473	198-419
1978	Clay Hargrave	.520	117-225
1979	William Mayfield	.493	148-300
1980	Steve Krafscin	.536	155-289
1981	Steve Krafscin	.549	124-226
1982	Steve Carfino	.562	100-178
1983	Greg Stokes	.543	219-403
1984	Greg Stokes	.574	163-284
1985	Greg Stokes	.547	262-479
1986	Gerry Wright	.592	138-233
1987	Roy Marble	.557	199-357
1988	Kent Hill	.607	91-150
1989	Ray Thompson	.597	148-248
1990	Les Jepsen	.623	155-249
1991	Rodell Davis	.592	109-184
1992	Chris Street	.564	114-202
1993	Acie Earl	.505	203-402
1994	Jess Settles	.574	156-272
1995	Jim Bartels	.504	128-254
1996	Russ Millard	.609	151-248
1997	Ryan Bowen	.553	120-217
1998	Ryan Bowen	.603	164-272
1999	Joey Range	.525	85-162
2000	Jacob Jaacks	.468	123-263
2001	Duez Henderson	.514	75-146
2002	Reggie Evans	.496	169-341
2003	Jared Reiner	.541	92-170
2004	Greg Brunner	.549	123-224
2005	Greg Brunner	.512	175-342
2006	Erek Hansen	.581	93-160
2007	Seth Gorney	.575	77-134
2008	Cyrus Tate	.667	86-129
2009	Jeff Peterson	.450	81-180
2010	Jarryd Cole	.566	103-182
2011	Melsahn Basabe	.572	131-229
2012	Melsahn Basabe	.524	109-208
2013	Adam Woodbury	.488	81-166
2014	Aaron White	.584	143-245

3-Pt. Field Goal Percentage

Minimum of one 3-pt. FGA per game

Year	Player	FG%	FG-FGA
1983	Steve Carfino	.454	30-66
1987	B.J. Armstrong	.519	28-54
1988	B.J. Armstrong	.453	62-137
1989	B.J. Armstrong	.397	46-116
1990	Troy Skinner	.267	16-60
1991	Troy Skinner	.472	42-89
1992	Troy Skinner	.360	18-50
1993	Wade Lookingbill	.377	20-53
1994	Jim Bartels	.374	49-131
1995	Jim Bartels	.413	59-143
1996	Jess Settles	.348	40-115
1997	Kent McCausland	.522	70-134
1998	J.R. Koch	.471	16-34

1999	Kent McCausland	.421	59-140
2000	Rob Griffin	.401	57-142
2001	Luke Recker	.431	47-109
2002	Ryan Hogan	.471	33-70
2003	Brody Boyd	.309	55-178
2004	Jeff Horner	.425	65-153
2005	Jeff Horner	.408	86-211
2006	Jeff Horner	.348	70-201
2007	Justin Johnson	.455	45-99
2008	Jake Kelly	.408	30-69
2009	Matt Gatens	.403	52-129
2010	Devan Bawinkel	.381	32-84
2011	Matt Gatens	.331	54-163
2012	Zach McCabe	.449	22-49
2013	Roy Devyn Marble	.327	49-150
2014	Jarrold Uthoff	.425	17-40

Free Throw Percentage

Minimum of two att./game

Year	Player	FT%	FT-FTA
1939	Ben Stephens	.707	75-106
1940	Dick Evans	.758	25-33
1941	Vic Siegel	.750	60-80
1942	Tom Chapman	.726	69-95
1943	Tom Chapman	.766	46-60
1944	Dick Ives	.602	41-68
1945	Clayton Wilkinson	.632	43-68
1946	Murray Wier	.629	39-62
1947	Murray Wier	.667	62-93
1948	Leonard Metcalfe	.750	27-36
1949	Al Weiss	.637	37-58
1950	Bob Vollers	.633	33-57
1951	Charles Darling	.667	80-120
1952	Charles Darling	.702	153-218
1953	Herb Thompson	.666	78-117
1954	Bill Logan	.659	83-126
1955	Bill Seaberg	.788	82-104
1956	Bill Seaberg	.780	110-141
1957	Dave Gunther	.685	87-127
1958	Dave Gunther	.688	97-141
1959	Dave Gunther	.737	112-152
1960	Mike Heitman	.837	41-49
1961	Don Nelson	.656	176-268
1962	Don Nelson	.704	186-264
1963	Jimmy Rodgers	.800	92-115
1964	Jimmy Rodgers	.829	87-105
1965	Jimmy Rodgers	.845	93-110
1966	Chris Pervall	.751	130-173
1967	Tom Chapman	.870	114-131
1968	Sam Williams	.732	194-265
1969	Glenn Vidnovic	.862	163-189
1970	Glenn Vidnovic	.875	133-152
1971	Fred Brown	.829	126-152
1972	Rick Williams	.863	113-131
1973	Rick Williams	.851	63-74
1974	John Hairston	.702	40-57
1975	Larry Moore	.794	50-63
1976	Cal Wulfsberg	.818	63-77
1977	Dick Peth	.819	86-105
1978	Ronnie Lester	.746	132-177
1979	Ronnie Lester	.845	136-161
1980	Ronnie Lester	.800	80-100
1981	Vince Brookins	.798	75-94
1982	Kenny Arnold	.784	91-116
1983	Bob Hansen	.760	98-129
1984	Steve Carfino	.757	56-74
1985	Jeff Moe	.778	49-63
1986	Bill Jones	.802	65-81
1987	B.J. Armstrong	.794	100-126
1988	B.J. Armstrong	.849	124-146
1989	B.J. Armstrong	.833	160-192
1990	Troy Skinner	.841	53-63
1991	Troy Skinner	.845	98-116
1992	Val Barnes	.862	81-94
1993	Wade Lookingbill	.828	72-87
1994	Chris Kingsbury	.821	46-56
1995	Chris Kingsbury	.803	98-122
1996	Russ Millard	.799	115-144

1997	Andre Woolridge	.749	155-207
1998	Dean Oliver	.762	96-126
1999	Jess Settles	.783	54-69
2000	Kyle Galloway	.841	69-82
2001	Luke Recker	.856	77-90
2002	Luke Recker	.885	108-122
2003	Chauncey Leslie	.781	107-137
2004	Jeff Horner	.860	98-114
2005	Adam Haluska	.808	105-130
2006	Adam Haluska	.848	112-132
2007	Adam Haluska	.870	167-192
2008	Jeff Peterson	.733	44-60
2009	Matt Gatens	.904	75-83
2010	Matt Gatens	.832	84-101
2011	Matt Gatens	.874	76-87
2012	Matt Gatens	.854	111-130
2013	Roy Devyn Marble	.810	153-189
2014	Aaron White	.807	130-161

Blocked Shots

(Based on total blocks)

Year	Player	No.	Avg
1980	Steve Krafcisin	23	0.6
1981	Steve Waite	16	0.6
1982	Greg Stokes	30	1.0
1983	Greg Stokes	79	2.5
1984	Greg Stokes	58	2.1
1985	Greg Stokes	62	1.9
1986	Gerry Wright	33	1.1
1987	Brad Lohaus	37	1.1
1988	Kent Hill	11	0.3
1989	Les Jepsen	28	0.9
1990	Acie Earl	50	2.3
1991	Acie Earl	106	3.3
1992	Acie Earl	121	4.0
1993	Acie Earl	88	2.8
1994	James Winters	26	1.1
1995	Ryan Bowen	34	1.0
1996	Russ Millard	25	0.8
1997	Guy Rucker	39	1.2
1998	Ryan Bowen	41	1.3
1999	J.R. Koch	32	1.1
2000	Jacob Jaacks	13	0.4
2001	Reggie Evans	21	0.6
2002	Glen Worley	31	0.9
2003	Jared Reiner	34	1.2
	Glen Worley	34	1.1
2004	Erek Hansen	40	1.8
2005	Erek Hansen	83	2.6
2006	Erek Hansen	89	2.6
2007	Kurt Looby	53	1.7
2008	Kurt Looby	43	1.3
2009	Cyrus Tate	13	0.6
2010	Eric May	26	0.8
2011	Melsahn Basabe	41	1.3
2012	Melsahn Basabe	36	1.0
2013	Melsahn Basabe	45	1.2
2014	Gabriel Olaseni	43	1.3

Steals (Based on total steals)

Year	Player	No.	Avg
1980	Kevin Boyle	58	1.7
1981	Kevin Boyle	38	1.4
1982	Steve Carfino	44	1.5
1983	Steve Carfino	54	1.7
1984	Steve Carfino	66	2.3
1985	Greg Stokes	48	1.5
1986	Andre Banks	66	2.1
1987	B.J. Armstrong	50	1.4
1988	Bill Jones	72	2.1
1989	B.J. Armstrong	59	1.8
1990	James Moses	43	1.5
1991	Kevin Smith	41	1.3
1992	James Moses	47	1.6
1993	Kenyon Murray	45	1.4
1994	Kenyon Murray	56	2.1
1995	Jim Bartels	70	2.1
1996	Mon'ter Glasper	50	1.6

1997	Ryan Bowen	55	1.9
1998	Ryan Bowen	79	2.5
1999	Dean Oliver	51	1.7
2000	Dean Oliver	62	2.1
2001	Dean Oliver	50	1.4
2002	Luke Recker	56	1.6
2003	Chauncey Leslie	45	1.5
2004	Brody Boyd	68	2.3
2005	Jeff Horner	47	1.4
2006	Jeff Horner	41	1.4
2007	Tyler Smith	45	1.5
2008	Tony Freeman	22	1.0
2009	Jake Kelly	33	1.0
2010	Eric May	34	1.1
2011	Matt Gatens	38	1.3
2012	Roy Devyn Marble	53	1.5
2013	Mike Gesell	40	1.2
2014	Roy Devyn Marble	60	1.8

Assists (Based on total assists)

Year	Player	No.	Avg
1975	Larry Moore	70	2.7
1976	Cal Wulfsberg	191	9.0
1977	Cal Wulfsberg	110	4.1
1978	Ronnie Lester	163	6.1
1979	Ronnie Lester	147	5.3
1980	Kenny Arnold	142	4.3
1981	Kenny Arnold	110	3.9
1982	Kevin Boyle	101	3.5
1983	Steve Carfino	134	4.3
1984	Andre Banks	83	3.3
1985	Andre Banks	104	3.5
1986	Andre Banks	119	3.7
1987	B.J. Armstrong	148	4.2
1988	B.J. Armstrong	155	4.6
1989	B.J. Armstrong	173	5.4
1990	Troy Skinner	107	3.8
1991	Troy Skinner	109	3.4
1992	Kevin Smith	110	4.8
1993	Kevin Smith	110	3.9
1994	Mon'ter Glasper	140	5.2
1995	Andre Woolridge	190	5.8
1996	Andre Woolridge	193	6.0
1997	Andre Woolridge	192	6.0
1998	Dean Oliver	131	4.2
1999	Dean Oliver	136	4.5
2000	Dean Oliver	126	4.2
2001	Dean Oliver	168	4.8
2002	Pierre Pierce	114	3.2
2003	Jeff Horner	140	4.5
2004	Jeff Horner	123	4.2
2005	Jeff Horner	180	5.5
2006	Jeff Horner	169	5.6
2007	Tony Freeman	116	3.7
2008	Jeff Peterson	92	3.1
2009	Jeff Peterson	106	4.2
2010	Cully Payne	122	3.8
2011	Bryce Cartwright	182	5.9
2012	Bryce Cartwright	154	4.8
2013	Roy Devyn Marble	112	3.0
2014	Mike Gesell	128	3.9

Note: Players listed in boldface are current players.

Largest Iowa Basketball Crowds

Crowd	Date	Opponent	Site	Result
&28,114	March 16, 1991	Duke	Metrodome, Minneapolis, MN	Duke, 85-70
&27,444	March 14, 1986	North Carolina State	Metrodome, Minneapolis, MN	N.C. State, 66-64
&27,284	March 17, 2005	Cincinnati	RCA Dome, Indianapolis, IN	Cincinnati, 76-64
&25,759	March 14, 1991	East Tennessee State	Metrodome, Minneapolis, MN	Iowa, 76-73
#23,697	March 12, 2005	Wisconsin	United Center, Chicago, IL	Wisconsin, 59-56
#23,418	March 10, 2001	Penn State	United Center, Chicago, IL	Iowa, 94-74
&23,229	March 25, 1988	Arizona	Kingdome, Seattle, WA	Arizona, 99-79
&23,229	March 22, 1987	UNLV	Kingdome, Seattle, WA	UNLV, 84-81
&22,914	March 20, 1987	Oklahoma	Kingdome, Seattle, WA	Iowa, 93-91
*22,797	Jan. 3, 1990	Northern Iowa	UNI-Dome, Cedar Falls, IA	UNI, 77-74
*22,508	Nov. 27, 1982	Brigham Young	Marriott Activities Center, Provo, UT	Iowa, 91-80
#22,081	March 11, 2001	Indiana	United Center, Chicago, IL	Iowa, 63-61
#21,739	March 9, 2001	Ohio State	United Center, Chicago, IL	Iowa, 75-66
#21,711	March 6, 1998	Michigan	United Center, Chicago, IL	Michigan, 77-66
#21,517	March 11, 2005	Michigan State	United Center, Chicago, IL	Iowa, 71-69
*21,175	Jan. 7, 1989	North Carolina	Smith Center, Chapel Hill, NC	Iowa, 98-97
#20,003	March 8, 2001	Northwestern	United Center, Chicago, IL	Iowa, 72-55
#19,627	March 10, 2000	Michigan State	United Center, Chicago, IL	Michigan State, 75-65
*19,548	Nov. 12, 1999	Stanford	Madison Square Garden, New York, NY	Stanford, 72-58
*19,548	Nov. 11, 1999	Connecticut	Madison Square Garden, New York, NY	Iowa, 70-68
#19,269	March 5, 1999	Wisconsin	United Center, Chicago, IL	Wisconsin, 64-61
*19,213	Nov. 29, 2003	Louisville	Conseco Fieldhouse, Indianapolis, IN	Iowa, 70-69 (OT)
*19,200	Jan. 5, 2002	Ohio State	Schottenstein Center, Columbus, OH	OSU, 72-62
*19,100	Feb. 9, 2000	Ohio State	Schottenstein Center, Columbus, OH	Iowa, 67-64
#19,066	March 10, 2005	Purdue	United Center, Chicago, IL	Iowa, 71-52
*19,042	Dec. 10, 1991	Northern Iowa	UNI-Dome, Cedar Falls, IA	Iowa, 108-85

* - Regular season game

- Big Ten Tournament

& - NCAA Tournament

BEST ATTENDANCE YEARS
All Games

Year	Games	Attendance	Avg.	National Ranking
1990	28	428,799	15,314	19th
2014	33	504,108	15,276	---
2000	30	452,141	15,071	17th
2002	35	526,451	15,041	5th
1992	30	434,226	14,474	13th
2001	35	499,990	14,285	9th
1999	30	426,044	14,201	19th
1984	28	393,344	14,048	13th
1991	32	446,586	13,956	10th
1994	27	374,614	13,875	---
1983	31	422,438	13,627	7th
1996	32	431,697	13,491	17th
1988	34	457,970	13,470	11th
1989	33	444,354	13,465	16th
1995	33	441,931	13,392	9th
1985	32	425,347	13,292	8th
1987	35	459,827	13,138	8th
2004	29	380,509	13,121	---
1993	32	412,067	12,877	14th
1980	33	421,007	12,758	8th
2006	34	432,602	12,724	---
2003	31	393,417	12,691	---
2013	38	478,871	12,602	---
1982	29	363,355	12,529	11th
1997	32	399,114	12,472	---
1981	28	348,970	12,463	23rd
2012	33	410,659	12,444	---
1998	31	385,704	12,442	---
2012	35	432,496	12,357	---
1986	32	392,260	12,258	15th
2005	33	401,804	12,176	---
2007	31	362,462	11,692	---
2011	31	343,977	11,096	---
2008	32	347,626	10,863	---
2010	32	347,370	10,855	---
2009	32	343,018	10,719	---

Home Games

Year	Games	Attendance	Avg.	National Ranking
1989	17	263,500	15,500	9th
2001	16	248,000	15,500	12th
1990	16	248,000	15,500	12th
1988	16	248,000	15,500	10th
1984	14	216,300	15,450	8th
1996	15	231,244	15,416	11th
1992	15	230,143	15,343	13th
1994	15	229,676	15,312	9th
1993	16	243,446	15,215	10th
2002	17	258,511	15,207	12th
1995	18	273,540	15,197	12th
2000	13	197,030	15,156	13th
1985	18	286,131	15,060	8th
1991	17	252,856	14,874	13th
1983	14	207,444	14,817	8th
1986	13	192,068	14,774	9th
1987	15	218,892	14,593	12th
2014	17	254,588	14,976	TBD
1997	16	233,368	14,586	10th
1999	15	212,595	14,173	17th
1998	16	223,404	13,963	14th
2013	20	272,496	13,625	21st
1970	12	160,791	13,399	4th
1980	13	173,745	13,365	11th
1982	13	173,745	13,365	12th
1981	14	185,876	13,276	13th
2003	18	238,233	13,235	20th
2004	14	181,680	12,977	23rd
2007	16	195,139	12,196	26th
2006	17	204,102	12,006	25th
2005	16	190,413	11,901	22nd
2012	19	238,170	11,908	31st
2011	16	186,157	11,635	---
2008	18	193,700	10,761	---
2009	17	184,643	10,861	---
2010	18	171,902	9,550	---

Note: Iowa home games moved from Iowa Fieldhouse (13,365) to Carver-Hawkeye

Biggest Margins of Victory

Year	Score	Opponent	Margin
1945	101-23	Western Illinois	78
1944	103-31	Chicago	72
1946	91-26	South Dakota	65
2013	103-41	Abilene Christian	62
1946	87-25	Augustana	62
1902	66-4	Wilton	62
1966	111-50	Pepperdine	61
1903	68-7	Wilton	61
1985	99-39	Illinois Wesleyan	60
1998	96-37	Puerto Rico-Mayaguez	59
1906	70-12	Coe	58
1907	73-16	Northern Iowa	57
1973	101-44	Chicago State	57
1992	101-45	Maryland-Eastern Shore	56
1993	85-29	Texas-Pan American	56
1993	101-47	at American-Puerto Rico	54
1986	101-48	Wisconsin	53
1949	78-26	Ithaca	52
1996	93-41	Western Illinois	52
2010	111-50	SIU-Edwardsville	51
1908	63-12	Cedar Rapids (YMCA)	51
1970	111-60	at Hawaii	51
1945	87-37	South Dakota State	50
1916	55-6	Iowa Wesleyan	49
1985	89-40	Georgia State	49
1998	112-64	North Texas	48
1944	82-34	Western Illinois	48
1987	95-47	Delaware	48
1980	113-66	Colorado State	47
1995	126-79	Morgan State	47
2013	109-63	Maryland-Eastern Shore	46
1993	104-58	Central Connecticut State	46
1996	104-58	East Tennessee State	46
1998	105-60	Chicago State	45
1906	65-20	at Coe	45
1906	70-25	at Northern Iowa	45
1992	121-76	Centenary	45
2012	90-46	South Carolina State	44
2013	82-39	UNC Wilmington	43
2011	96-53	Chicago State	43
1944	63-20	Denver	43
1965	111-68	Michigan State	43
1980	86-43	Northern Illinois	43
1981	98-55	Detroit	43
1985	89-46	Morehead State	43
1996	110-67	Texas Southern	43
2007	101-59	Georgia State	42
2002	101-59	Drake	42
1906	51-9	Northern Iowa	42
1962	88-46	Nevada	42
1978	107-65	Denver	42
2011	105-64	Central Arkansas	41
1905	50-9	Coe	41
1933	52-11	at Drake	41
1947	73-32	South Dakota State	41
1961	105-64	Arizona	41
1965	106-55	North Dakota	41
1981	112-71	Nevada-Reno	41
1909	49-9	Northern Iowa	40
1979	95-55	Illinois Wesleyan	40
1985	105-65	Wisconsin	40
1991	104-64	at Chaminade	40
1997	67-37	at Chaminade	40

Biggest Margins of Defeat

Year	Score	Opponent	Margin
1975	49-102	at Indiana	53
1990	71-118	at Indiana	47
1974	67-105	at Kansas State	38
1975	60-97	at Oregon State	37
1902	10-47	at Minnesota	37
2010	53-88	at Minnesota	35
1975	54-89	at Kansas	35
1975	72-107	at Purdue	35
1974	54-89	at Indiana	35
1972	72-106	at UCLA	34
1914	13-47	at Chicago	34
1990	85-118	at Illinois	33
2007	49-81	at Michigan State	32
1943	34-66	at Illinois	32
2008	48-79	at Ohio State	31
1995	79-110	at Indiana	31
1990	96-127	at Michigan	31
1949	49-80	at Illinois	31
1905	17-48	at Minnesota	31

Iowa Streaks

All-game Wins:	18, 1986-87
All-game Home Wins:	24, 1946-47 to 1948-49
All games, in CHA:	21, 2004-05 to 2006-07
Most Home Wins, Season:	17 (17-0), 2005-06
All-game Road Wins:	8, 1955-56 season; 1969-70 season
Non-conference Wins:	33, 1944-45 to 1949-50
Non-conf. Home Wins:	77, 1942-43 to 1958-59
Non-conf. Away Wins:	9, 1979-80
Big Ten Wins:	14, 1969-70 season
Big Ten Home Wins:	14, 1980-81 to 1981-82
Big Ten Wins, CHA:	12, 2004-05 to 2006-07
Big Ten Away Wins:	7, 1955-56 season; 1969-70 season
Season-opener Wins:	31, 1978-79 to 2008-09
Home-opener Wins:	45, 1963-64 to 2008-09
Away-opener Wins:	8, 1930-31 to 1937-38
All-game Losses:	8, 1929-30 to 1930-31; 1973-74 season
All-game Home Losses:	6, 1929-30 to 1930-31
All-game Away Losses:	18, 2008-09 to 2009-10
Non-conference Losses:	8, 1929-30 to 1930-31
Non-conf. Home Losses:	5, 1929-30 to 1939-31
Non-conf. Away Losses:	6, 2007-08 to 2010-11
Big Ten Losses:	10, 1910-11 to 1912-13
Big Ten Home Losses:	5, 1910-11 to 1912-13
Big Ten Away Losses:	13, 1928-29 to 1931-32
Season-opener Losses:	2, 1930-31 to 1931-32, 1969-70 to 1970-71, 2009-10 to 2010-11
Home-opener Losses:	2, 1930-31 to 1931-32, 2009-10 to 2010-11
Away-opener Losses:	5, 1967-68 to 1971-72

Iowa's Longest Winning Streaks

Wins	Year	Final Record	
		Overall	Big Ten
18	1986-87	30-5	14-4
17	1955-56	20-6	13-1
16	1969-70	20-5	14-0
12	1951-52	19-3	11-3
12	1943-44	14-4	9-3
11	1998-99	20-10	9-7
11	1992-93	23-9	11-7
11	1922-23	13-2	11-1

Big Ten Records Held by Iowa
Team -- All Games

Steals, Game:	23, vs. Northwestern, 2/2/86 23, vs. Northern Iowa, 12/7/94
Steals, Season:	365, 1994-95
Free Throws, Season:	753, 2000-01
Free Throw Attempts, Season:	1,068, 2000-01

Individual -- Big Ten Games Only

Three-Point FG%, Game:	1.000 (6-6), Jeff Horner vs. Penn State, 1/31/04 (tie) 1.000 (6-6), Jim Bartels at Ohio State, 1/25/95 (tie) 1.000 (6-6), Val Barnes at Penn State, 2/22/93 (tie)
------------------------	--

Team -- Big Ten Games Only

Points, Season:	1,642, 1988
Points per game, Season:	102.9 (1,441 in 14 games), 1970
Field Goals per game, Season:	39.9 (559 in 14 games), 1970
Steals, Season:	184, 1994
Steals, Single game:	23 vs. Northwestern, 2/22/86
Turnovers Forced, Per Game:	19.1, 1995
Three-Point FG Made, Season:	158, 1995
Three-Point FG Attempts, Season:	413, 1995

Big Ten Tournament Records
Individual -- Game

Free Throw Percentage	100% (11-11), Kyle Galloway vs. Minnesota, 3/9/00
-----------------------	--

Individual -- Championship Game

Assists	10, Jeff Horner vs. Ohio State, 3/12/07 (tie)
---------	---

Individual -- Tournament

Total Points	91, Luke Recker, 2002 (four games)
Field Goals	30, Luke Recker, 2002 (four games)
Total Rebounds	51, Reggie Evans, 2001 (four games)
Free Throw Attempts	35, Dean Oliver, 2001 (four games)
Free Throw Percentage	100% (11-11), Kyle Galloway, 2000 (tie)

Individual -- Career

Total Rebounds	95, Reggie Evans, 2001-02 (eight games)
----------------	---

Team -- Game

Free Throws	36 vs. Penn State, 3/10/01
Free Throw Attempts	48 vs. Penn State, 3/10/01
Points	94 vs. Penn State, 3/10/01 (tie)

Team -- Championship Game

Rebounds	41 vs. Ohio State, 3/12/06
----------	----------------------------

Team -- Tournament

Points	304, 2001 (four games)
Free Throws	106, 2001 (four games)
Free Throw Attempts	152, 2001 (four games)
Total Rebounds	162, 2001 (four games)

Big Ten Tournament Record -- By Team

Team	W	L	Pct.	1st	2nd
Ohio State@	23	10	.697	4	4
Michigan State	22	13	.629	4	0
Illinois	25	15	.625	2	4
Wisconsin	18	15	.545	2	3
Iowa	15	15	.500	2	3
Minnesota#	12	15	.444	0	1
Michigan*	11	15	.423	0	1
Indiana	10	17	.370	0	1
Purdue	9	16	.360	1	1
Penn State	9	17	.346	0	1
Northwestern	7	17	.292	0	0
Nebraska	1	3	.250	0	0

@ -- Due to NCAA sanctions, Ohio State has vacated the records of 34 games in 1998-99, 16 games in 1999-00 and the entire 2000-01 and 2001-02 seasons.

-- 1998 and 1999 Minnesota appearances voided; record adjusted by NCAA Committee on Infractions.

* -- Due to NCAA sanctions, Michigan has vacated the records from the 1992 Final Four, the 1992-93, 1995-96, 1996-97, 1997-98 and 1998-99 seasons.

All-Time Record -- By Seed

Seed	2014	2013	2012	2011	2010	2009	2008	2007	2006	2005	2004	2003	2002	2001	2000	1999	1998	Total
#1	2-1	1-1	3-0	3-0	3-0	1-1	3-0	3-0	2-1	3-0	2-1	0-1	0-1	1-1	0-1	3-0	0-1	30-10
#2	1-1	3-0	1-1	0-1	1-1	1-1	0-1	2-1	3-0	0-1	3-0	3-0	3-0	0-1	3-0	1-1	1-1	26-11
#3	3-0	1-1	2-1	0-1	0-1	3-0	0-1	0-1	0-1	2-1	1-1	0-1	1-1	0-1	0-1	0-1	2-1	15-15
#4	0-1	2-1	1-1	1-1	0-1	0-1	1-1	0-1	0-1	0-1	0-1	0-1	0-1	1-1	2-1	1-1	0-0*	11-16
#5	1-1	1-1	1-1	0-1	1-1	2-1	0-1	1-1	1-1	1-1	1-1	1-1	0-1	0-1	0-1	0-1	0-1	11-17
#6	0-1	1-1	1-1	3-1	3-1	1-1	2-1	2-1	2-1	1-1	1-1	2-1	1-1	4-0	2-1	0-0#	1-1	27-15
#7	1-1	0-1	0-1	2-1	1-1	1-1	0-1	1-1	0-1	2-1	0-1	0-1	0-1	2-1	1-1	0-1	0-1	11-17
#8	0-1	1-1	1-1	1-1	1-1	1-1	0-1	1-1	1-1	1-1	1-1	3-1	0-1	1-1	0-1	1-1	0-0#	14-16
#9	1-1	0-1	0-1	0-1	0-1	1-1	0-1	0-1	0-1	0-1	0-1	0-1	3-1	0-1	2-1	0-1	0-1	7-17
#10	0-1	1-1	1-1	0-1	0-1	0-1	3-1	0-1	1-1	0-1	1-1	1-1	1-1	0-1	0-1	0-0*	1-1	10-16
#11	1-1	0-1	0-1	0-1	0-1	0-1	0-1	0-1	0-1	0-1	0-1	0-1	0-1	0-1	0-1	3-1	0-1	4-17
#12	0-1	0-1	0-1	---	---	---	---	---	---	---	---	---	---	---	---	---	---	0-3

All-Time Coaches Record (by victories)

Coach, School	W	L	Pct.
Thad Matta, Ohio State	20	6	.769
Bill Self, Illinois	5	2	.714
Steve Alford, Iowa	13	6	.684
Lon Kruger, Illinois	6	3	.667
Tom Izzo, Michigan State	22	13	.629
Bruce Weber, Illinois	12	8	.600
Tubby Smith, Minnesota	7	6	.538
Dick Bennett, Wisconsin	4	3	.571
Bo Ryan, Wisconsin	14	11	.560
Mike Davis, Indiana	7	6	.539
John Beilein, Michigan	8	7	.533
John Groce, Illinois	2	2	.500
Richard Pitino, Minnesota	1	1	.500
Chris Collins, Northwestern	1	1	.500
Matt Painter, Purdue	6	8	.429
Jim O'Brien, Ohio State@	3	4	.429
Jerry Dunn, Penn State	4	6	.400
Ed DeChillis, Penn State	5	8	.385
Dan Monson, Minnesota	4	7	.364
Tommy Amaker, Michigan	3	6	.333
Fran McCaffery, Iowa	2	4	.333
Tim Miles	1	2	.333
Bill Carmody, Northwestern	5	13	.278
Gene Keady, Purdue	3	8	.273
Bob Knight, Indiana	1	3	.250
Kevin O'Neil, Northwestern	1	3	.250
Tom Crean, Indiana	2	6	.250
Todd Lickliter, Iowa	0	3	.000
Tom Davis, Iowa	0	2	.000
Brian Ellerbe, Michigan*	0	2	.000
Kelvin Sampson, Indiana	0	1	.000
Dan Dakich, Indiana	0	1	.000
Jim Molinari, Minnesota	0	1	.000
Brad Soderberg, Wisconsin	0	1	.000
Doc Sadler, Nebraska	0	1	.000
Pat Chambers, Penn State	0	3	.000

Note: Current coaches in bold.

Points Per Game

1.	18.1	Dick Ives, 1943-44
2.	15.3	Jess Settles, 1993-94
3.	15.0	Ricky Davis, 1997-98
4.	14.9	Tyler Smith, 2006-07
5.	14.4	Dave Danner, 1943-44
6.	13.4	Ronnie Lester, 1976-77
7.	12.5	Roy Marble, 1985-86
8.	11.1	Aaron White, 2011-12
9.	11.0	Melsahn Basabe, 2010-11
10.	10.6	Matt Gatens, 2008-09

Total Points

1.	464	Ricky Davis, 1997-98
2.	461	Tyler Smith, 2006-07
3.	414	Jess Settles, 1993-94
4.	399	Roy Marble, 1985-86
5.	389	Aaron White, 2011-12
6.	363	Ronnie Lester, 1976-77
7.	357	Ray Thompson, 1988-89
8.	345	Matt Gatens, 2008-09
9.	342	Melsahn Basabe, 2010-11
10.	339	Guy Rucker, 1996-97

Field Goal Percentage (minimum 2 made/game)

1.	.597 (148-248)	Ray Thompson, 1988-89
2.	.574 (156-272)	Jess Settles, 1993-94
3.	.572 (131-229)	Melsahn Basabe, 2010-11
4.	.526 (91-173)	Greg Brunner, 2002-03
5.	.525 (85-162)	Joey Range, 1998-99
6.	.523 (157-300)	Roy Marble, 1985-86
7.	.518 (146-282)	Guy Rucker, 1996-97

Free Throw Percentage (minimum 2 att./game)

1.	.904 (75-83)	Matt Gatens, 2008-09
2.	.789 (86-109)	Jess Settles, 1993-94
3.	.767 (56-89)	Jeff Horner, 2002-03
4.	.762 (96-126)	Dean Oliver, 1997-98
5.	.750 (72-96)	Kevin Boyle, 1978-79
6.	.727 (96-132)	Tyler Smith, 2006-07
7.	.722 (78-108)	Glen Worley, 2000-01
8.	.720 (85-118)	Roy Marble, 1985-86

3-Point Field Goal Percentage (1 att./game)*

1.	.435 (30-69)	Jake Kelly, 2007-08
2.	.403 (52-129)	Matt Gatens, 2008-09
3.	.396 (19-48)	Ryan Luehrsmann, 1996-97
4.	.381 (16-42)	Jess Settles, 1993-94
5.	.373 (47-126)	Brody Boyd, 2000-01
6.	.372 (45-121)	Josh Oglesby, 2011-12
7.	.359 (14-39)	Kevin Smith, 1990-91
8.	.348 (16-46)	Peter Jok, 2013-14
9.	.321 (44-137)	Chris Kingsbury, 1993-94
10.	.317 (33-104)	Mike Gesell, 2012-13

Rebounds

1.	210	Melsahn Basabe, 2010-11
2.	203	Jess Settles, 1993-94
3.	201	Michael Payne, 1981-82
4.	199	Aaron White, 2011-12
5.	186	Kevin Boyle, 1978-79
6.	181	Adam Woodbury, 2012-13
	181	Guy Rucker, 1996-97
8.	162	Greg Brunner, 2002-03
9.	157	Roy Marble, 1985-86

Assists**

1.	140	Jeff Horner, 2002-03
2.	131	Dean Oliver, 1997-98
3.	122	Cully Payne, 2009-10
4.	114	Pierre Pierce, 2001-02
5.	105	Anthony Clemmons, 2012-13
6.	111	Tyler Smith, 2006-07
7.	101	Kevin Smith, 1990-91
8.	98	Ronnie Lester, 1976-77
9.	92	Jeff Peterson, 2007-08

Steals***

1.	45	Tyler Smith, 2006-07
	45	Kenyon Murray, 1992-93
	45	Ray Thompson, 1988-89
4.	42	Dean Oliver, 1997-98
5.	41	Kevin Smith, 1990-91
6.	40	Mike Gesell, 2012-13
	40	Jeff Horner, 2002-03
	40	Joey Range, 1998-99
	40	Jess Settles, 1993-94

Blocked Shots***

1.	52	Chris Street, 1990-91
2.	50	Acie Earl, 1989-90
3.	41	Melsahn Basabe, 2010-11
4.	39	Guy Rucker, 1996-97
5.	34	Ryan Bowen, 1994-95
6.	30	Greg Stokes, 1981-82
7.	29	Adam Woodbury, 2012-13
8.	26	Eric May, 2009-10
9.	23	Aaron White, 2011-12
	23	Kenyon Murray, 1992-93
	23	Michael Payne, 1981-82

* - - 3-point field goals did not exist prior to 1986-87

** - - Assists were not recorded prior to 1974-75

*** - - Blocks and steals were not recorded prior to 1979-80

Points Per Game

1.	19.9	Ronnie Lester, 1977-78
2.	17.7	Greg Stokes, 1982-83
3.	16.8	Chris Kingsbury, 1995-96
4.	16.3	Acie Earl, 1990-91
5.	16.1	Pierre Pierce, 2003-04
6.	15.8	Don Nelson, 1959-60
7.	15.6	Jess Settles, 1994-95
8.	14.9	Roy Marble, 1986-87
9.	14.3	Bill Logan, 1953-54
10.	14.2	Adam Haluska, 2004-05

Total Points

1.	553	Chris Kingsbury, 1995-96
2.	548	Greg Stokes, 1982-83
3.	536	Ronnie Lester, 1977-78
4.	520	Roy Marble, 1986-87
	520	Acie Earl, 1990-91
6.	488	Aaron White, 2012-13
7.	468	Pierre Pierce, 2003-04
8.	467	Adam Haluska, 2004-05
9.	461	Andre Woolridge, 1994-95
10.	444	Kenny Arnold, 1979-80

Field Goal Percentage (minimum 2 made/game)

1.	.604 (55-91)	Ryan Bowen, 1995-96
2.	.564 (114-202)	Chris Street, 1991-92
3.	.557 (199-357)	Roy Marble, 1986-87
4.	.543 (219-403)	Greg Stokes, 1982-83
5.	.549 (123-224)	Greg Brunner, 2003-04
6.	.532 (84-158)	Jeff Moe, 1985-86
7.	.524 (109-208)	Melsahn Basabe, 2011-12
8.	.522 (72-138)	Steve Waite, 1978-79
9.	.519 (153-295)	B.J. Armstrong, 1986-87
10.	.515 (70-136)	Adam Woodbury, 2013-14

Free Throw Percentage (minimum 2 att./game)

1.	.860 (98-114)	Jeff Horner, 2003-04
2.	.849 (45-53)	Bob Hansen, 1980-81
3.	.841 (69-82)	Kyle Galloway, 1999-00
	.841 (53-63)	Troy Skinner, 1989-90
5.	.835 (66-79)	Jake Kelly, 2008-09
6.	.832 (84-101)	Matt Gatens, 2009-10
7.	.819 (86-105)	Dick Peth, 1976-77
8.	.809 (38-47)	Ben McGilmer, 1965-66
9.	.808 (105-130)	Adam Haluska, 2004-05
10.	.803 (98-122)	Chris Kingbury, 1994-95

3-Point Field Goal Percentage (1 att./game)*

1.	.522 (70-134)	Kent McCausland, 1996-97
2.	.449 (22-49)	Zach McCabe, 2011-12
3.	.425 (65-153)	Jeff Horner, 2003-04
4.	.420 (34-81)	Brody Boyd, 2001-02
5.	.409 (38-98)	Val Barnes, 1990-91
6.	.397 (23-58)	Jeff Peterson, 2008-09
7.	.394 (117-297)	Chris Kingbury, 1994-95
8.	.393 (22-56)	Roy Devyn Marble, 2011-12
9.	.390 (23-59)	Ryan Leuhrsmann, 1997-98
10.	.389 (58-149)	Adam Haluska, 2004-05

Rebounds

1.	247	Chris Street, 1991-92
2.	241	Don Nelson, 1959-60
3.	239	Greg Brunner, 2003-04
4.	234	Aaron White, 2012-13
	234	Gerry Jones, 1964-65
6.	227	Kevin Kunnert, 1970-71
7.	223	Greg Stokes, 1982-83
8.	197	Ed Hortgon, 1986-87
	197	Dave Gunther, 1956-57
10.	185	Aaron Fuller, 2009-10

Assists**

1.	190	Andre Woolridge, 1994-95
2.	163	Ronnie Lester, 1977-78
3.	148	B.J. Armstrong, 1986-87
4.	142	Kenny Arnold, 1979-80
5.	140	Mon'ter Glasper, 1993-94
6.	136	Dean Oliver, 1998-99
7.	128	Mike Gesell, 2013-14
8.	126	Roy Devyn Marble, 2011-12
9.	123	Jeff Horner, 2003-04
10.	115	Ryan Luehrsmann, 1997-98

Steals***

1.	56	Kenyon Murray, 1993-94
2.	53	Roy Devyn Marble, 2011-12
3.	51	Dean Oliver, 1998-99
4.	50	B.J. Armstrong, 1986-87
5.	45	Mon'ter Glasper, 1993-94
6.	43	Mike Gesell, 2013-14
	43	James Moses, 1989-90
8.	42	Andre Woolridge, 1994-95
9.	41	Aaron White, 2012-13
	41	Ryan Luehrsmann, 1997-98
	41	Chris Kingsbury, 1994-95

Blocked Shots***

1.	79	Greg Stokes, 1982-83
2.	40	Erek Hansen, 2003-04
3.	36	Melsahn Basabe, 2011-12
4.	32	Greg Brunner, 2003-04
5.	31	Glen Worley, 2001-02
6.	27	Aaron White, 2012-13
7.	25	Jared Reiner, 2001-02
	25	J.R. Koch, 1996-97
9.	20	Guy Rucker, 1997-98
	20	Ryan Bowen, 1995-96

* -- 3-point field goals did not exist prior to 1986-87

** -- Assists were not recorded prior to 1974-75

*** -- Blocks and steals were not recorded prior to 1979-80

Note: Players listed in boldface are current players.

Points Per Game

1.	23.7	Don Nelson, 1960-61
2.	22.6	Sam Williams, 1966-67
3.	21.1	Chris Pervall, 1964-65
4.	19.8	Dave Gunther, 1957-58
5.	19.7	John Johnson, 1968-69
6.	19.5	Acie Earl, 1991-92
7.	18.7	Ronnie Lester, 1978-1979
8.	18.6	Bruce King, 1975-76
9.	18.1	Luke Recker, 2000-01
10.	17.9	Fred Brown, 1969-70

Total Points

1.	592	B.J. Armstrong, 1987-88
2.	586	Acie Earl, 1991-92
3.	570	Don Nelson, 1960-61
4.	554	Roy Devyn Marble, 2012-13
5.	544	Sam Williams, 1966-67
6.	529	Reggie Evans, 2000-01
7.	524	Ronnie Lester, 1978-1979
8.	522	Roy Marble, 1987-88
9.	507	Chris Pervall, 1964-65
10.	485	Greg Brunner, 2004-05

Field Goal Percentage (minimum 2 made/game)

1.	.600 (75-125)	J.R. Koch, 1997-98
2.	.592 (138-233)	Gerry Wright, 1985-1986
3.	.592 (109-184)	Rodell Davis, 1990-91
4.	.584 (143-245)	Aaron White, 2013-14
5.	.574 (163-284)	Greg Stokes, 1983-1984
6.	.566 (103-182)	Jarryd Cole, 2009-10
7.	.564 (66-117)	Matt Bullard, 1988-89
8.	.564 (53-94)	Les Jepsen, 1988-89
9.	.554 (190-343)	Roy Marble, 1987-88
10.	.553 (120-217)	Ryan Bowen, 1996-97

Free Throw Percentage (minimum 2 att./game)

1.	.878 (65-74)	Ben McGilmer, 1968-69
2.	.874 (76-87)	Matt Gatens, 2010-11
3.	.862 (81-94)	Val Barnes, 1991-92
	.862 (163-189)	Glenn Vidnovic, 1968-69
5.	.856 (77-90)	Luke Recker, 2000-01
6.	.849 (124-146)	B.J. Armstrong, 1987-88
7.	.848 (112-132)	Adam Haluska, 2005-06
8.	.845 (136-161)	Ronnie Lester, 1978-79
	.845 (98-116)	Troy Skinner, 1990-91
10.	.829 (87-105)	Jimmy Rodgers, 1963-64

3-Point Field Goal Percentage (1 att./game)*

1.	.471 (16-34)	J.R. Koch, 1997-98
2.	.460 (74-161)	Kent McCausland, 1997-98
3.	.455 (45-99)	Justin Johnson, 2006-07
4.	.453 (62-137)	B.J. Armstrong, 1987-88
5.	.431 (47-109)	Luke Recker, 2000-01
6.	.408 (86-211)	Jeff Horner, 2004-05
7.	.403 (31-77)	Josh Oglesby, 2013-14
8.	.401 (57-142)	Rob Griffin, 1999-00
9.	.395 (17-34)	Matt Bullard, 1988-89
10.	.390 (16-41)	Glen Worley, 2002-03

Rebounds

1.	416	Reggie Evans, 2000-01
2.	292	Bruce King, 1975-76
3.	275	Greg Brunner, 2004-05
4.	264	Ryan Bowen, 1996-97
5.	258	Don Nelson, 1960-61
6.	256	John Johnson, 1968-69
7.	249	George Peoples, 1964-65
8.	239	Jess Settles, 1995-96
9.	234	Acie Earl, 1991-92
10.	231	Jared Reiner, 2002-03

Assists**

1.	193	Andre Woolridge, 1995-96
2.	182	Bryce Cartwright, 2010-11
3.	180	Jeff Horner, 2004-05
4.	155	B.J. Armstrong, 1987-88
5.	147	Ronnie Lester, 1978-1979
6.	134	Steve Carfino, 1982-1983
7.	126	Dean Oliver, 1999-00
8.	112	Roy Devyn Marble, 2012-13
9.	110	Kevin Smith, 1992-93
	110	Kenny Arnold, 1980-1981
11.	99	Jess Settles, 1995-96

Steals***

1.	62	Dean Oliver, 1999-00
2.	61	B.J. Armstrong, 1987-88
3.	60	Roy Marble, 1987-88
4.	58	Kenyon Murray, 1994-95
5.	55	Ryan Bowen, 1996-97
6.	52	Jim Bartels, 1993-94
7.	49	Pierre Pierce, 2004-05
8.	48	Jess Settles, 1995-96
9.	47	Jeff Horner, 2004-05
10.	42	Roy Devyn Marble, 2012-13

Blocked Shots***

1.	121	Acie Earl, 1991-92
2.	83	Erek Hansen, 2004-05
3.	58	Greg Stokes, 1983-1984
4.	53	Kurt Looby, 2006-07
5.	45	Melsahn Basabe, 2012-13
6.	43	Gabriel Olaseni, 2013-14
7.	34	Glen Worley, 2002-03
	34	Jared Reiner, 2002-03
9.	33	Gerry Wright, 1985-1986
10.	32	Greg Brunner, 2004-05

* -- 3-point field goals did not exist prior to 1986-87

** -- Assists were not recorded prior to 1974-75

*** -- Blocks and steals were not recorded prior to 1979-80

Note: Players listed in boldface are current players.

Points Per Game

1.	27.9	John Johnson, 1969-70
2.	27.6	Fred Brown, 1970-71
3.	25.3	Sam Williams, 1967-68
4.	21.9	Dave Gunther, 1958-59
5.	21.0	Bruce King, 1976-77
6.	20.5	Adam Haluska, 2006-07
	20.5	Roy Marble, 1988-89
8.	20.2	Andre Woolridge, 1996-97
9.	19.5	Scott Thompson, 1975-76
10.	19.2	Kevin Kunnert, 1972-73

Total Points

1.	699	John Johnson, 1969-70
2.	675	Roy Marble, 1988-89
3.	662	Fred Brown, 1970-71
4.	645	Andre Woolridge, 1996-97
5.	637	Adam Haluska, 2006-07
6.	632	Sam Williams, 1967-68
7.	604	Ed Horton, 1988-89
8.	600	Luke Recker, 2001-02
9.	596	B.J. Armstrong, 1988-89
10.	567	Bruce King, 1976-77
	567	Scott Thompson, 1975-76

Field Goal Percentage (minimum 2 made/game)

1.	.609 (151-248)	Russ Millard, 1995-96
2.	.607 (91-150)	Kent Hill, 1987-88
3.	.603 (164-272)	Ryan Bowen, 1997-98
4.	.594 (63-106)	Michael Ingram, 1989-90
5.	.590 (184-312)	Bill Jones, 1987-88
6.	.581 (93-160)	Erik Hansen, 2005-06
7.	.563 (289-508)	John Johnson, 1969-70
8.	.568 (92-162)	Jarryd Cole, 2010-11
9.	.565 (70-124)	Al Lorenzen, 1987-88

Free Throw Percentage (minimum 2 att./game)

1.	.885 (108-122)	Luke Recker, 2001-02
2.	.875 (133-152)	Glenn Vidnovic, 1969-70
3.	.870 (167-192)	Adam Haluska, 2006-07
	.870 (114-131)	Tom Chapman, 1966-67
5.	.854 (111-130)	Matt Gatens, 2011-12
6.	.851 (63-74)	Rick Williams, 1972-73
7.	.845 (93-110)	Jimmy Rodgers, 1964-65
8.	.840 (68-81)	Dick Peth, 1978-79
9.	.837 (41-49)	Mike Heitman, 1959-60
10.	.833 (160-192)	B.J. Armstrong, 1988-89

3-Point Field Goal Percentage (1 att./game)*

1.	.475 (29-61)	Michael Reaves, 1987-88
2.	.471 (33-70)	Ryan Hogan, 2001-02
3.	.440 (22-50)	Russ Millard, 1995-96
4.	.421 (59-140)	Kent McCausland, 1998-99
5.	.413 (92-223)	Luke Recker, 2001-02
	.413 (59-143)	Jim Bartels, 1994-95
7.	.410 (75-183)	Matt Gatens, 2011-12
8.	.397 (46-116)	B.J. Armstrong, 1988-89
9.	.396 (21-53)	Roy Marble, 1988-89
10.	.389 (58-149)	Andre Woolridge, 1996-97

Rebounds

1.	378	Reggie Evans, 2001-02
2.	350	Ed Horton, 1988-89
3.	334	Kevin Kunnert, 1972-73
4.	332	Bruce King, 1976-77
5.	314	Greg Brunner, 2005-06
6.	281	Les Jepsen, 1989-90
7.	276	Dan Frost, 1975-76
8.	273	Sam Williams, 1967-68
9.	268	Brad Lohaus, 1986-87
	268	Dave Gunther, 1958-59

Assists**

1.	192	Andre Woolridge, 1996-97
2.	191	Cal Wulfsberg, 1975-76
3.	173	B.J. Armstrong, 1988-89
4.	169	Jeff Horner, 2005-06
5.	168	Dean Oliver, 2000-01
6.	154	Bryce Cartwright, 2011-12
7.	136	Vince Brookins, 1980-81
8.	119	Andre Banks, 1985-86
9.	118	Roy Devyn Marble, 2013-14
10.	114	Bob Hansen, 1982-83

Steals***

1.	79	Ryan Bowen, 1997-98
2.	70	Jim Bartels, 1994-95
3.	68	Brody Boyd, 2003-04
4.	66	Andre Banks, 1985-86
	66	Steve Carfino, 1983-84
6.	60	Roy Devyn Marble, 2013-14
7.	59	B.J. Armstrong, 1988-89
8.	56	Luke Recker, 2001-02
9.	54	Reggie Evans, 2001-02
10.	50	Dean Oliver, 2000-01
	50	Mon'ter Glasper, 1995-96
	50	Roy Marble, 1988-89

Blocked Shots***

1.	89	Erik Hansen, 2005-06
2.	88	Acie Earl, 1992-93
3.	43	Kurt Looby, 2007-08
4.	41	Ryan Bowen, 1997-98
5.	37	Brad Lohaus, 1986-87
6.	32	J.R. Koch, 1998-99
7.	31	Les Jepsen, 1989-90
8.	28	Doug Thomas, 2005-06
9.	26	James Winters, 1993-94
	26	Melsahn Basabe, 2013-14

* -- 3-point field goals did not exist prior to 1986-87

** -- Assists were not recorded prior to 1974-75

*** -- Blocks and steals were not recorded prior to 1979-80

Iowa In Overtime

One Overtime.....Date

Wisconsin 36, Iowa 30.....	1916
Illinois 40, Iowa 33.....	1927
Michigan 31, Iowa 29.....	1927
Pittsburgh 44, Iowa 40.....	1928
Minnesota 24, Iowa 22.....	3/5/32
Iowa 39, Minnesota 33.....	1/14/35
Michigan 31, Iowa 27.....	2/3/36
Marquette 49, Iowa 43.....	12/30/39
Iowa 63, Minnesota 61.....	1/28/46
Iowa 57, Northwestern 54.....	2/2/48
Iowa 47, Texas Christian 46.....	12/22/48
Iowa 70, Oregon 69.....	12/30/49
Wisconsin 66, Iowa 62.....	2/13/50
Iowa 81, Minnesota 79.....	3/2/53
Iowa 86, Minnesota 82.....	2/13/54
Iowa 83, Minnesota 73.....	2/25/56
DePaul 73, Iowa 72.....	12/28/56
Iowa 77, Oregon State 67.....	12/21/57
Northwestern 82, Iowa 80.....	1/13/58
Iowa 66, Northwestern 65.....	2/9/63
Creighton 77, Iowa 72.....	12/16/63
Minnesota 85, Iowa 84.....	3/9/65
Wisconsin 96, Iowa 95.....	2/18/67
Iowa 75, Indiana 74.....	2/25/67
Iowa 90, Wisconsin 87.....	3/7/67
Iowa 64, Tennessee 59.....	12/28/67
Iowa 80, St. Louis 77.....	12/30/67
Iowa 74, Ohio State 72.....	1/13/68
Michigan 99, Iowa 92.....	1/4/69
Iowa 84, Northwestern 80.....	2/11/69
Cincinnati 73, Iowa 70.....	12/17/70
Iowa 87, Illinois 84.....	2/15/72
Iowa 65, Minnesota 62.....	1/6/73
Iowa 94, Northwestern 83.....	2/19/73
Iowa 74, Wisc.-Green Bay 67.....	12/29/73
Michigan 86, Iowa 84.....	1/26/74
Wisconsin 86, Iowa 85.....	2/1/75
Northwestern 99, Iowa 92.....	1/19/76
Iowa 84, Illinois 81.....	1/15/77
Iowa 74, Ohio State 70.....	2/14/77
Michigan State 83, Iowa 72.....	1/20/79
Iowa 44, Michigan State 39.....	2/7/80
Iowa 60, Minnesota 58.....	2/12/81
Michigan State 71, Iowa 70.....	3/5/81
Iowa 68, Marquette 65.....	12/5/81
Iowa 69, Ohio State 65.....	2/6/82
Idaho 69, Iowa 67.....	3/14/82
Maryland 70, Iowa 68.....	12/25/84
Iowa 59, Cornell (NY) 56.....	12/27/84
Illinois 59, Iowa 53.....	3/7/85
Iowa 108, Arkansas-Little Rock 99.....	11/25/85
Purdue 76, Iowa 73.....	1/2/86
Iowa 90, North Carolina State 89.....	11/29/86
Iowa 91, Illinois 88.....	1/14/87
Iowa State 102, Iowa 100.....	12/19/87
Wisconsin 73, Iowa 69.....	1/11/90
Iowa 78, Michigan 76.....	1/20/90
Iowa 80, Indiana 79.....	2/21/91
Michigan 80, Iowa 77.....	1/9/92

Purdue 77, Iowa 69.....	1/11/92
Illinois 77, Iowa 72.....	2/23/92
Iowa 96, Michigan State 90.....	1/28/93
Illinois 104, Iowa 97.....	2/11/95
Iowa 101, Connecticut 95.....	11/24/95
Penn State 95, Iowa 87.....	2/3/96
Missouri 80, Iowa 79.....	1/24/98
Iowa 78, Purdue 72.....	2/21/01
Purdue 80, Iowa 77.....	2/1/03
Indiana 91, Iowa 88.....	3/1/03
Iowa 70, Louisville 69.....	11/29/03
Illinois 73, Iowa 68.....	1/20/05
Northwestern 75, Iowa 74.....	1/26/05
Iowa 74, Michigan 72.....	3/5/05
Northern Iowa 67, Iowa 63.....	12/6/05
Louisiana-Monroe 72, Iowa 67.....	11/30/07
Iowa 73, Wisconsin 69.....	1/21/09
Iowa 70, Michigan 60.....	2/22/09
Michigan 80, Iowa 78.....	2/16/10
Wisconsin 62, Iowa 59.....	2/9/11
Michigan 75, Iowa 72.....	2/19/11
Purdue 65, Iowa 62.....	1/27/13
Iowa 77, Xavier 74.....	11/28/13
Villanova 88, Iowa 83.....	11/30/13
Michigan State 71, Iowa 69.....	1/28/14
Tennessee 78, Iowa 65.....	3/19/14

Two Overtimes.....Date

Purdue 19, Iowa 17.....	1917
Purdue 52, Iowa 49.....	2/24/41
Wyoming 94, Iowa 87.....	12/29/67
Iowa 65, Northwestern 58.....	3/3/75
Iowa 94, Wisconsin 93.....	3/5/77
Iowa 87, Pennsylvania 84.....	12/29/78
Ohio State 89, Iowa 83.....	1/27/83
Iowa State 76, Iowa 72.....	1/14/84
Illinois 54, Iowa 52.....	2/2/84
Michigan 108, Iowa 107.....	2/9/89
North Carolina State 102, Iowa 96.....	3/19/89
Michigan 83, Iowa 82.....	1/11/95
Iowa 83, Drake 76.....	12/28/99
Iowa 99, Missouri 94.....	12/16/00
Iowa 84, Indiana 82.....	2/7/04
Iowa 75, Penn State 67.....	3/7/09
Wisconsin, 74, Iowa 70.....	2/6/13

Three Overtimes.....Date

Iowa 112, Purdue 111.....	2/11/74
San Jose State 105, Iowa 103.....	12/21/74
Minnesota 57, Iowa 55.....	2/27/82
Michigan 69, Iowa 67.....	1/19/85
Minnesota 107, Iowa 96.....	3/5/94
Iowa 76, Minnesota 72.....	1/18/06

Four Overtimes.....Date

Iowa 83, California 80.....	12/28/60
-----------------------------	----------

Overtime Totals

Iowa in one overtime:.....	40-45
Iowa in two overtimes:.....	7-10
Iowa in three overtimes:.....	2-4
Iowa in four overtimes:.....	1-0
Total:.....	50-57

Iowa Over The Century Mark (89-6)

Iowa	Opp.	Date
126	Oral Roberts	94 12/30/87
126	Morgan State	79 11/25/94
124	California-Irvine	88 12/5/87
121	Notre Dame	106 3/14/70
121	Centenary	76 1/4/92
119	Wisconsin	100 2/10/70
116	Wisconsin-Milwaukee	80 12/7/68
116	Northwestern	97 2/24/70
116	Northwestern	77 2/9/95
115	Northwestern	101 3/7/70
114	Butler	92 12/27/91
113	Ohio State	92 3/3/70
113	Colorado State	66 12/3/79
112	Purdue	111 (3OT) 2/11/74
112	Drake	73 12/23/78
112	Nevada-Reno	71 12/9/80
112	North Texas	64 11/16/98
111	SIU-Edwardsville	50 11/26/10
111	Michigan State	68 1/16/65
111	Pepperdine	50 12/2/65
111	Hawaii	60 12/30/69
111	Augustana (IL)	81 11/29/75
111	Kent State	76 11/25/78
111	George Mason	82 12/1/84
110	Pan American	64 12/21/87
110	Texas Southern	67 12/16/95
109	Md.-Eastern Shore	63 11/14/13
109	Lafayette	68 1/11/88
109	Brown	61 12/2/88
108	Purdue	107 2/28/70
108	Ark.-Little Rock	99 (OT) 11/25/85
108	Northern Iowa	85 12/10/91
107	UNC-Asheville	80 11/23/03
107	Detroit	73 2/5/66
107	Michigan	99 1/6/70
107	Denver	65 12/17/77
107	Minnesota	86 2/20/88
107	Michigan	108 (2OT) 2/9/89
106	North Dakota	65 12/21/64
105	Central Arkansas	64 12/19/11
105	Arizona	64 12/19/60
105	Cincinnati	114 12/18/69
105	Wisconsin	65 1/26/85
105	California-Irvine	103 12/29/86
105	Chicago State	60 11/14/98
104	Indiana	89 2/7/70
104	Rider	71 12/22/86
104	Wisconsin	89 1/25/88
104	Nevada-Las Vegas	86 3/20/88
104	Chaminade	64 12/30/90
104	Central Conn. State	58 1/2/93
104	Lehigh	77 12/3/93
104	Dartmouth	65 12/20/93
104	East Tennessee State	58 12/1/95
103	Abilene Christian	41 11/17/13
103	Chicago	31 2/5/44
103	Creighton	77 12/8/65
103	Michigan State	77 2/14/70
103	Jacksonville	104 3/12/70
103	San Jose State	105 (3OT) 12/21/74
103	Pittsburgh	80 12/30/76
103	Northeastern	80 11/30/86

103	Loyola-Marymount	80	12/6/86
103	Northwestern	76	3/5/87
103	Michigan	120	2/3/88
103	Michigan State	87	3/3/88
103	Wisconsin	70	3/10/88
103	Eastern Michigan	66	12/21/92
103	Drake	68	11/29/94
102	Michigan State	98	2/26/72
102	Dartmouth	87	1/23/88
102	Florida State	98	3/18/88
102	Georgia	76	12/3/88
102	Central Florida	68	12/14/88
102	Northwestern	84	2/2/89
102	Long Island	72	12/17/94
101	Western Illinois	23	12/9/44
101	Purdue	85	2/20/65
101	Drake	78	12/22/69
101	Chicago State	44	12/1/72
101	Wisconsin	48	2/20/86
101	Indiana	88	1/22/87
101	Michigan State	72	2/6/88
101	MD-Eastern Shore	45	11/23/91
101	American-Puerto Rico	47	12/20/92
101	Long Beach State	79	12/4/93
101	Connecticut (OT)	95	11/24/95
101	Long Island	69	11/29/98
101	Drake	59	12/12/01
101	Georgia State	59	12/20/06
100	Creighton	73	12/21/68
100	Indiana	93	1/31/70
100	Wisconsin	76	2/17/73
100	Bradley	96	12/8/75
100	Kansas	81	11/28/87
100	Iowa State	102 (OT)	12/19/87
100	Miss. Valley State	69	12/1/92
100	Colorado	85	12/28/95

Opponents 100 Point Games (5-45)

Minnesota 102, Iowa 81	2/25/57
Illinois 103, Iowa 97	1/12/59
Michigan State 107, Iowa 82	2/15/64
Michigan State 107, Iowa 89	2/22/64
Michigan 103, Iowa 88	2/28/66
Illinois 106, Iowa 90	3/5/66
Cincinnati 114, Iowa 105	12/18/69
Wisconsin 100, Iowa 119	2/10/70
Purdue 107, Iowa 108	2/28/70
Northwestern 101, Iowa 115	3/7/70
Jacksonville 104, Iowa 103	3/12/70
Notre Dame 106, Iowa 121	3/14/70
Indiana 104, Iowa 88	3/6/71
Purdue 110, Iowa 84	3/13/71
UCLA 106, Iowa 72	12/4/71
Michigan State 100, Iowa 91	2/12/72
Kansas State 105, Iowa 67	12/11/73
Wisconsin 113, Iowa 87	2/9/74
Purdue 111, Iowa 112 (3OT)	2/11/74
San Jose State 105, Iowa 103 (3OT)	12/21/74
Indiana 102, Iowa 49	1/11/75
Purdue 107, Iowa 72	2/3/75
Michigan State 105, Iowa 88	1/5/76
Michigan 104, Iowa 95	1/31/76
Indiana 101, Iowa 81	2/23/76
Cal-Irvine 103, Iowa 105	12/29/86
Michigan 100, Iowa 92	1/31/87
Iowa State 102, Iowa 100 (OT)	12/19/87
Michigan 120, Iowa 103	2/3/88
Indiana 116, Iowa 89	3/12/88
Cal-Riverside 110, Iowa 92	12/25/88
Ohio State 102, Iowa 91	1/19/89
Indiana 104, Iowa 89	1/30/89
Michigan 108, Iowa 107 (2OT)	2/9/89
Michigan 119, Iowa 96	3/4/89
Illinois 118, Iowa 94	3/8/89

N.C. State 102, Iowa 96 (2OT)	3/19/89
Indiana 118, Iowa 71	2/17/90
Minnesota 102, Iowa 80	2/24/90
Illinois 118, Iowa 85	3/4/90
Michigan 127, Iowa 96	3/10/90
Illinois 105, Iowa 90	1/19/94
Minnesota 107, Iowa 96 (3OT)	3/5/94
Arkansas 101, Iowa 92	12/30/94
Illinois 104, Iowa 95 (OT)	2/11/95
Indiana 110, Iowa 79	3/12/95
Georgia 100, Iowa 93	3/11/98
North Carolina 106, Iowa 92	11/24/04
Indiana 103, Iowa 89	1/29/12
Oregon 108, Iowa 97	3/18/12

Iowa's Record By Decade

Years	Record	PCT.
1902-1910	71-41	.634
1911-1920	83-78	.516
1921-1930	86-83	.509
1931-1940	96-95	.503
1941-1950	128-63	.670
1951-1960	147-83	.639
1961-1970	143-98	.593
1971-1980	145-121	.545
1981-1990	207-103	.668
1991-2000	194-115	.628
2000-2009	171-130	.568
2010-	79-80	.497
Totals	1,550-1,091	.587

TOP SCORING AVERAGES (MINIMUM TWO YEARS)

Player, Years	Games	Average	Points	Career High
Sam Williams, 1967-68	49	24.0	1,176	39 vs. Northwestern, 1967
John Johnson, 1969-70	49	23.9	1,172	49 vs. Northwestern, 1970
Fred Brown, 1970-71	48	22.7	1,091	37 vs. Purdue, 1971
Don Nelson, 1960-62	72	21.2	1,522	39 vs. Wisconsin, 1962
Dave Gunther, 1957-59	66	18.0	1,188	37 vs. Ohio State, 1959
Luke Recker, 2001-02	53	17.5	926	31 at Missouri, 12/15/01
Charles Darling, 1950-52	63	17.4	1,094	34, twice
Bruce King, 1975-77	80	17.0	1,361	42 vs. Pittsburgh, 1977
Ronnie Lester, 1977-80	99	16.9	1,675	31, twice
Gerry Jones, 1965-67	64	16.2	1,039	32 vs. Minnesota, 1966
Adam Haluska, 2005-07	98	16.1	1,578	36 vs. Georgia State, 12/20/06
Dan Frost, 1975-76	49	16.1	790	29 vs. Bradley, 1976
Bill Logan, 1954-56	74	16.1	1,188	36 vs. Temple, 1956
Glenn Vidnovic, 1968-70	59	16.1	949	31 vs. Indiana, 1970
Kevin Kunnert, 1971-73	72	15.9	1,145	34 vs. Indiana, 1972
Roy Marble, 1986-89	134	15.8	2,116	37 vs. Illinois, 1989
Chad Calabria, 1968-70	74	15.8	1,168	31 vs. Notre Dame, 1970
Andre Woolridge, 1995-97	97	15.7	1,526	34 vs. Northwestern, 1997
Reggie Evans, 2001-02	69	15.3	1,054	30, twice
Acie Earl, 1990-93	116	15.3	1,779	36 vs. Wisconsin, 1993
George Peebles, 1964-66	68	15.1	1,025	32 vs. Purdue, 1965

IOWA'S NCAA TOURNAMENT RECORDS

Individual

Points	36, Bill Logan vs. Temple, 3/22/56
FG	15, Chad Calabria vs. Notre Dame, 3/14/70
FGA	31, John Johnson vs. Notre Dame, 3/14/70
3pt. FG	6, Dean Oliver vs. Kentucky, 3/17/01 6, B.J. Armstrong vs. Rutgers, 3/17/89
3pt. FGA	9, Adam Haluska vs. Northwestern St., 3/17/06 9, Dean Oliver vs. Kentucky, 3/17/01 9, Kent McCausland vs. Arkansas, 3/13/99 9, B.J. Armstrong vs. Rutgers, 3/17/89
FT	16, B.J. Armstrong vs. Florida State, 3/18/88
FTA	20, B.J. Armstrong vs. Florida State, 3/18/88
Rebounds	18, Bill Schoof vs. Temple, 3/22/56
Assists	10, Andre Woolridge vs. Virginia, 3/13/97 10, B.J. Armstrong vs. Oklahoma, 3/20/87
Blocks	8, Acie Earl vs. Duke, 3/21/92
Steals	5, Chris Street vs. East Tennessee St., 3/14/91 5, Steve Carfino vs. Utah State, 3/17/83

Team

Points	121 vs. Notre Dame, 3/14/70
Pts/Half	75 vs. Notre Dame, 3/14/70
FG	52 vs. Notre Dame, 3/14/70
FGA	100 vs. Morehead State, 3/16/56
FG%	63.5% vs. Rutgers (33 of 52), 3/17/89
3pt. FG	12 vs. Alabama-Birmingham, 3/11/99
3pt. FGA	23 vs. Alabama-Birmingham, 3/11/99
3pt. FG%	70% vs. East Tennessee St. (7-of-10), 3/14/91
FT	35 vs. Morehead State, 3/16/56
FTA	52 vs. Morehead State, 3/16/56
FT%	95.2% vs. N.C. State (20-of-21), 3/19/89
Rebounds	60 vs. Morehead State, 3/16/56
Assists	25 vs. Virginia Commonwealth, 3/6/80
Blocks	10 vs. Duke, 3/21/92
Steals	13 vs. Santa Clara, 3/13/87

IOWA'S NIT RECORDS

(Includes preseason and postseason NIT)

Individual

Points	31, Roy Devyn Marble at Oregon, 3/18/12
FG	11, Ryan Bowen vs. Georgia, 3/11/98
FGA	21, Ricky Davis vs. Georgia, 3/11/98
3pt. FG	7, Roy Devyn Marble at Oregon, 3/18/12
3pt. FGA	13, Chris Kingsbury vs. Ohio Univ., 3/21/95
FT	13, Chauncey Leslie vs. Georgia Tech, 3/24/03
FTA	15, Chauncey Leslie vs. Georgia Tech, 3/24/03
Rebounds	13, Aaron White vs. Indiana State, 3/20/13
Assists	11, Bryce Cartwright vs. Dayton, 3/13/12
Blocks	4, Ryan Bowen vs. Penn State, 3/23/95
Steals	5, Jim Bartels vs. DePaul, 3/15/95

Team

Points	97 at Oregon, 3/18/12
Pts/Half	51 at Oregon, 3/18/12
FG	37 at Oregon, 3/18/12
FGA	74 vs. Georgia, 3/11/98
FG%	56.9% vs. Dayton, 3/13/12
3pt. FG	10 at Oregon, 3/18/12
3pt. FGA	27 vs. Ohio University, 3/21/95
3pt. FG%	47.1% at Virginia, 3/27/13
FT	24 vs. Georgia Tech, 3/24/03
FTA	31 vs. Georgia Tech, 3/24/03
FT%	100.0% at Virginia, 3/27/13
Rebounds	42 vs. Indiana State, 3/20/13
Assists	24 vs. DePaul, 3/15/95
Blocks	8 vs. Penn State, 3/23/95
Steals	17 vs. Georgia, 3/11/98

IOWA'S BIG TEN TOURNAMENT RECORDS

Individual

Points	30, Reggie Evans vs. Penn State, 3/10/01 30, Dean Oliver vs. Michigan State, 3/10/00 30, Kyle Galloway vs. Minnesota, 3/9/00
FG	11, Dean Oliver vs. Michigan State, 3/10/00
FGA	18, Roy Devyn Marble vs. Northwestern, 3/13/14 18, Pierre Pierce vs. Michigan, 3/12/04
3pt. FG	6, Jeff Horner vs. Minnesota, 3/10/06
3pt. FGA	11, Jeff Horner vs. Michigan State, 3/11/05 11, Brody Boyd vs. Ohio State, 3/13/03
FT	12, Reggie Evans vs. Penn State, 3/10/01
FTA	17, Cyrus Tate vs. Michigan, 3/13/08 17, Reggie Evans vs. Penn State, 3/10/01
Rebounds	18, Reggie Evans vs. Purdue, 3/7/02 18, Reggie Evans vs. Penn State, 3/10/01
Assists	10, Jeff Horner vs. Ohio State, 3/12/06
Blocks	5, Melsahn Basabe vs. Northwestern, 3/14/13 5, Kurt Looby vs. Purdue, 3/9/07
Steals	5, Jeff Horner vs. Minnesota, 3/10/06 5, Luke Recker vs. Wisconsin, 3/8/02

Team

Points	94 vs. Penn State, 3/10/01
Pts/Half	53 vs. Ohio State, 3/9/01
FG	31 vs. Purdue, 3/7/02
FGA	62 vs. Michigan, 3/6/98 62 vs. Northwestern, 3/14/13 62 vs. Northwestern, 3/13/14
FG%	.574 (31-54) vs. Purdue, 3/7/02
3pt. FG	10 vs. Michigan State, 3/9/12
3pt. FGA	25 vs. Ohio State, 3/10/02
3pt. FG%	.563 (9-16) vs. Minnesota, 3/9/00
FT	36 vs. Penn State, 3/10/01
FTA	48 vs. Penn State, 3/10/01
FT%	.917 (11-12) vs. Michigan State, 3/15/13
Rebounds	48 vs. Northwestern, 3/14/13
Assists	21 vs. Purdue, 3/10/05
Blocks	9 vs. Purdue, 3/9/07
Steals	13 vs. Wisconsin, 3/8/02

Note: Players listed in boldface are current players.

(Iowa best in parentheses if not the record)

Individual

Points	45 by Brian Quinnett, Washington State, 12/5/86 (36 by Adam Haluska vs. Georgia State, 12/20/06) (36 by Rob Griffin vs. Penn State, 3/4/00)
FG	16 by Brian Quinnett, Washington State, 12/5/86 (15 by Roy Marble vs. Michigan, 2/9/89) (15 by Greg Stokes vs. George Mason, 12/1/84)
FGA	28 by Greg Stokes vs. Ohio State, 2/28/85
FG%	100.0 by Greg Stokes (11-11) vs. Georgia St., 12/12/84
3pt. FG	9 by Chris Kingsbury vs. Long Island, 12/17/94 9 by Rod Parker, Chicago State, 12/18/90
3pt. FGA	19 by Chris Kingsbury vs. Long Island, 12/17/94
3pt. FG%	100.0 by Jeff Horner (6-6) vs. Penn State, 1/31/04 100.0 by Val Barnes (5-5) vs. Centenary, 1/4/92 100.0 by Everette Stephens (5-5), Purdue, 2/22/87
FT	16 by Adam Haluska (16-18), Northwestern, 2/15/07 16 by Reggie Evans (16-22), Purdue, 2/21/01
FTA	22 by Reggie Evans vs. Purdue, 2/21/01
FT%	100% by Luke Recker (12-12) vs. Kansas St., 12/22/01 100% by Val Barnes (12-12) vs. Ohio State, 2/18/92 100% by Roy Marble (12-12) vs. No. Iowa, 12/6/88 100% by Luke Recker (11-11) vs. Minnesota, 2/9/02 100% by Aaron White (10-10) vs. Northwestern, 1/9/14 100% (10-10) by Jermain Davis vs. TX-San Antonio, 11/17/08 100% by Tyler Smith (10-10) vs. Indiana, 2/3/07 100% by Troy Taylor (10-10), Ohio State, 1/27/83
Rebounds	23 by Greg Brunner vs. Minnesota, 1/18/06
Assists	17 by Chris Nikchevich, Loyola-Marymount, 12/5/86 (15 by B.J. Armstrong vs. Minnesota, 2/18/89)
Blocks	9 by Acie Earl vs. Wisconsin, 1/29/92
Steals	9 by Kenyon Murray vs. Ohio State, 2/18/95 9 by Acie Earl vs. Texas Southern, 12/28/92

Team

Points	126 vs. Morgan State, 11/25/94
Pts/Half	80 vs. Michigan (includes 24 pts in 2 OT), 2/9/89 70 vs. Morgan State, 11/25/94
Two Teams	215, Michigan (108) vs. Iowa (107) in 2OT, 2/9/89 212, Iowa (124) vs. UC-Irvine (88), 2/5/87
FG	45 vs. UC-Irvine, 12/5/87
FGA	91 by Michigan, 2/9/89 (90 vs. Loyola Marymount, 12/6/86)
FG%	.675 vs. Air Force (27-of-40), 12/28/04
3pt. FG	15 vs. Northwestern, 1/3/98 15 vs. Long Island, 12/17/94
3pt. FGA	36 vs. Long Island, 12/17/94
3pt. FG%	77.7 by Wisconsin (7-of-9), 2/10/90 (75.0 vs. Northwestern (15-of-20), 1/3/98)
FT	40 vs. Wisconsin, 1/2/95
FTA	61 vs. Long Beach State, 12/4/93
FT%	100% vs. Western Illinois (20-of-20), 11/19/04
Rebounds	66 vs. East Tennessee State, 12/1/95
Assists	34 vs. George Mason, 12/1/84
Blocks	12 vs. St. Louis, 12/31/04 12 vs. UNC Greensboro, 12/4/04
Steals	23 vs. Northern Iowa, 12/5/95 23 vs. Northwestern, 2/22/86

IOWA VS. ALL OPPONENTS IN CARVER-HAWKEYE ARENA

Opponent	W	L	Opponent	W	L
Abilene Christian	2	0	Loyola-Marymount	1	0
Air Force	1	0	MD-Baltimore Co.	1	0
Alabama State	1	0	MD-Eastern Shore	5	0
Arizona	0	1	McNeese State	1	0
Arizona State	1	0	Mercer	1	0
Arkansas-Little Rock	1	0	Michigan	16	12
Arkansas-Pine Bluff	1	0	Michigan State	14	13
Arkansas State	0	1	Minnesota	19	10
Army	1	0	Mississippi State	1	0
Austin Peay	1	0	Miss. Valley State	1	0
Baylor	1	0	Missouri	3	1
Boise State	1	0	Missouri-St. Louis	1	0
Boston University	2	0	Monmouth (NJ)	1	0
Bowling Green	1	0	Montana State	1	0
Brigham Young	1	0	Morehead State (KY)	2	0
Brown	2	0	Morgan State	1	0
Bryant	1	0	Navy	1	0
Bucknell	1	0	Nebraska	1	1
Cal-Irvine	1	0	Nebraska-Omaha	1	0
Cal-Northridge	1	0	North Carolina	1	0
Cal-Santa Barbara	1	0	North Carolina A&T	1	0
Campbell	0	1	North Carolina Central	1	0
Centenary	3	0	North Carolina State	1	0
Central Arkansas	1	0	Notre Dame	1	0
Central Conn. State	1	0	UNC-Asheville	1	0
Central Florida	1	0	UNC-Greensboro	1	0
Charleston Southern	1	0	UNC-Wilmington	1	0
Chicago State	3	0	North Texas	1	0
Citadel	1	0	Northern Colorado	1	0
Clemson	0	1	Northern Iowa	11	1
Colgate	3	0	Northern Illinois	2	0
Colorado	1	0	Northwestern	24	4
Coppin State	2	0	Oakland	1	0
Cornell (NY)	1	0	Ohio State	17	12
Creighton	1	1	Ohio University	4	0
Dartmouth	2	0	Oregon State	1	0
Dayton	1	0	Penn	1	0
Delaware	1	0	Penn State	14	3
Detroit Mercy	1	0	Pepperdine	1	0
Drake	13	1	Prairie View A&M	1	0
Drexel	1	0	Purdue	15	12
Duke	0	1	Rice	1	0
Duquesne	0	1	Rider	1	0
East Tenn. State	1	0	Robert Morris	1	0
Eastern Illinois	4	0	Saint Louis	1	0
Eastern Washington	1	0	SIU-Edwardsville	1	0
Fairfield	1	0	South Alabama	1	0
Fairleigh Dickinson	1	0	South Carolina	1	0
Florida Atlantic	1	0	South Carolina State	1	0
Florida Gulf Coast	1	0	South Dakota State	0	1
Furman	1	0	Southeast MO State	1	0
George Mason	1	0	Southeastern Louisiana	1	0
Georgia	1	1	Southern Methodist	1	0
Georgia State	2	0	Southern Mississippi	1	0
Georgia Tech	1	1	Southwest Texas State	1	0
Gonzaga	1	0	Temple	1	0
Grambling State	1	0	Tenn.-Chattanooga	1	0
Idaho State	2	0	Tennessee State	2	0
Illinois	17	11	Texas-Pan American	3	0
Illinois Wesleyan	2	0	Texas-San Antonio	2	1
Indiana	19	9	Texas Southern	5	0
Iowa State	10	5	Texas Tech	1	0
IPFW	1	0	Tulsa	1	0
Jackson State	1	0	UCLA	1	0
Kansas	1	0	Valparaiso	2	0
Kansas State	1	0	Virginia Tech	0	1
Lafayette	1	0	Weber State	1	0
LaSalle	1	0	Wake Forest	0	1
Lehigh	2	0	Western Carolina	2	0
Liberty	1	0	Western Illinois	4	0
Long Beach State	1	0	Wisconsin	16	11
Long Island	2	0	Wisconsin-Green Bay	1	0
Louisiana-Monroe	1	1	Wisconsin-Milwaukee	1	0
Louisiana State	0	1	Totals (.756)	375	121
Louisiana Tech	3	0			

No. 1 ROY MARBLE - - 2,116 (1986, 87, 88, 89)

Year	GP	FG-FGA	FG%	FT-FTA	FT%	Reb	Avg	Ast	Blk	Stl	Pts	Avg
1986	32	157-300	.523	85-118	.732	157	4.9	48	2	38	399	11.5
1987	35	199-357	.557	118-173	.682	178	5.1	97	8	35	520	14.9
1988	34	190-343	.544	141-190	.742	147	4.3	67	2	59	522	15.4
1989	33	241-459	.525	172-226	.761	186	5.6	69	2	47	675	20.5
Totals	134	*787-1,459	.539	516-707	.729	668	4.9	281	14	179	2,116	15.8

* - - includes 26 three-point FGs

No. 2 ACIE EARL - - 1,779 (1990, 91, 92, 93)

Year	GP	FG-FGA	FG%	FT-FTA	FT%	Reb	Avg	Ast	Blk	Stl	Pts	Avg
1990	22	48-109	.440	34-46	.739	78	3.6	24	50	11	131	6.0
1991	32	179-356	.503	161-242	.665	136	6.7	48	106	29	520	16.3
1992	30	212-398	.533	162-243	.667	234	7.8	27	121	30	586	19.5
1993	32	203-402	.505	136-194	.701	286	8.9	40	88	41	542	16.9
Totals	116	*642-1,265	.508	493-725	.680	811	6.9	139	365	111	1,779	15.3

* - - includes two three-point FGs

No. 3 GREG STOKES - - 1,768 (1982, 83, 84, 85)

Year	GP	FG-FGA	FG%	FT-FTA	FT%	Reb	Avg	Ast	Blk	Stl	Pts	Avg
1982	29	61-128	.477	43-77	.558	123	4.2	12	30	11	165	5.7
1983	31	219-403	.543	110-173	.636	223	7.2	44	78	26	548	17.7
1984	28	163-284	.574	91-134	.679	193	6.9	25	58	25	417	14.9
1985	32	262-479	.547	114-170	.671	268	8.4	47	62	48	638	19.9
Totals	120	705-1,294	.545	358-554	.646	807	6.7	128	228	110	1,768	14.7

No. 4 B.J. ARMSTRONG - - 1,705 (1986, 87, 88, 89)

Year	GP	FG-FGA	FG%	FT-FTA	FT%	Reb	Avg	Ast	Blk	Stl	Pts	Avg
1986	29	32-66	.485	19-21	.905	16	0.6	41	0	8	83	2.9
1987	35	153-295	.519	100-126	.794	89	2.5	148	1	50	434	12.4
1988	34	203-421	.482	124-146	.849	74	2.2	148	1	58	592	17.4
1989	32	195-403	.484	160-192	.822	79	2.5	163	6	55	596	18.6
Totals	130	*583-1185	.492	403-485	.831	258	1.9	500	8	171	1,705	13.1

* - - includes 136 three-point field goals

No. 5 ROY DEVYN MARBLE - - 1,134 (2011, 12, 13, 14)

Year	GP	FG-FGA	FG%	FT-FTA	FT%	Reb	Avg	Ast	Blk	Stl	Pts	Avg
2011	31	66-174	.379	35-66	.530	74	2.4	41	2	21	178	5.7
2012	35	139-319	.436	102-141	.723	133	3.8	126	14	53	402	11.5
2013	37	176-430	.409	153-189	.810	147	4.0	112	10	42	554	15.0
2014	33	183-436	.420	142-199	.714	106	3.2	118	7	60	550	17.0
Totals	136	*564-1359	.415	432-595	.726	460	3.4	397	33	176	1,694	12.5

* - - includes 134 three-point FGs

No. 6 RONNIE LESTER - - 1,675 (1977, 78, 79, 80)

Year	GP	FG-FGA	FG%	FT-FTA	FT%	Reb	Avg	Ast	Blk	Stl	Pts	Avg
1977	27	140-312	.437	83-119	.697	66	2.4	98	N/A	N/A	363	13.4
1978	27	202-423	.478	132-177	.746	68	2.5	163	N/A	N/A	536	19.9
1979	28	194-401	.484	136-161	.845	63	2.3	147	N/A	N/A	524	18.7
1980	17	86-185	.465	80-100	.800	29	1.7	72	N/A	N/A	252	14.8
Totals	99	622-1321	.471	431-557	.774	226	2.3	480	N/A	N/A	1,675	16.9

No. 7 MATT GATENS - - 1,635 (2009, 10, 11, 12)

Year	GP	FG-FGA	FG%	FT-FTA	FT%	Reb	Avg	Ast	Blk	Stl	Pts	Avg
2009	32	109-258	.422	75-83	.904	121	3.8	71	10	26	345	10.8
2010	32	125-338	.370	84-101	.832	138	4.3	105	3	29	392	12.3
2011	29	118-299	.395	76-87	.874	71	2.4	53	3	38	366	12.6
2012	35	173-369	.469	111-130	.854	125	3.6	69	6	48	532	15.2
Totals	128	525-1264	.415	346-401	.863	455	3.6	298	22	141	1,635	12.8

* - - includes 238 three-point field goals

No. 8 JESS SETTLES - - 1,611 (1994, 95, 96, 97, 99)

Year	GP	FG-FGA	FG%	FT-FTA	FT%	Reb	Avg	Ast	Blk	Stl	Pts	Avg
1994	27	156-272	.574	86-109	.789	203	7.5	61	3	40	414	15.3
1995	26	138-294	.469	97-121	.802	162	6.2	53	4	41	405	15.6
1996	32	179-375	.477	86-116	.741	239	7.5	99	8	48	484	15.1
1997	3	10-20	.500	13-14	.929	10	3.3	6	1	3	34	11.3
1999	28	98-225	.436	54-69	.783	133	4.8	76	4	22	274	9.8
Totals	116	*581-1186	.490	336-429	.783	747	6.4	295	20	154	1,611	13.9

* - - includes 113 three-point FGs

No. 9 ADAM HALUSKA - - 1,578 (2005, 2006, 2007)

Year	GP	FG-FGA	FG%	FT-FTA	FT%	Reb	Avg	Ast	Blk	Stl	Pts	Avg
2005	33	152-318	.478	105-130	.808	131	4.0	52	9	35	467	14.2
2006	34	149-357	.417	112-132	.848	159	4.7	78	6	36	474	13.9
2007	31	190-466	.408	167-192	.870	144	4.6	80	8	42	637	20.5
Totals	98	491-1141	.430	384-454	.846	434	4.4	210	23	113	1,578	16.1

* - - includes 212 three-point FGs

No. 10 DEAN OLIVER - - 1,561 (1998, 99, 00, 01)

Year	GP	FG-FGA	FG%	FT-FTA	FT%	Reb	Avg	Ast	Blk	Stl	Pts	Avg
1998	31	79-211	.374	96-126	.762	78	2.5	131	1	42	274	8.8
1999	30	105-262	.401	111-155	.716	106	3.5	136	2	51	357	11.9
2000	30	125-339	.369	118-154	.766	87	2.9	126	4	62	408	13.6
2001	35	157-401	.392	143-186	.769	98	2.8	168	5	50	522	14.9
Career	126	*466-1213	.384	468-621	.751	369	2.9	443	12	205	1,561	12.4

* - - includes 161 three-point FGs

No. 11 ANDRE WOOLRIDGE - - 1,525 (1995, 96, 97)

Year	GP	FG-FGA	FG%	FT-FTA	FT%	Reb	Avg	Ast	Blk	Stl	Pts	Avg
1995	33	153-320	.478	131-171	.766	82	2.5	190	5	42	461	14.0
1996	32	150-320	.469	97-132	.735	103	3.2	193	6	36	419	13.1
1997	32	216-472	.458	155-207	.749	87	2.7	192	8	45	645	20.2
Totals	97	*519-1112	.467	383-510	.751	272	2.8	575	19	123	1,525	15.7

* - - includes 104 three-point FGs

No. 12 DON NELSON - - 1,522 (1960, 61, 62)

Year	GP	FG-FGA	FG%	FT-FTA	FT%	Reb	Avg	Ast	Blk	Stl	Pts	Avg
1960	24	140-320	.437	100-155	.645	241	10.0	N/A	N/A	N/A	380	15.8
1961	24	197-377	.522	176-268	.656	258	10.8	N/A	N/A	N/A	570	23.7
1962	24	193-348	.554	186-264	.704	285	11.9	N/A	N/A	N/A	571	23.8
Totals	72	530-1045	.507	462-687	.672	784	10.9	N/A	N/A	N/A	1,522	21.2

No. 13 GREG BRUNNER - - 1,516 (2003, 04, 05, 06)

Year	GP	FG-FGA	FG%	FT-FTA	FT%	Reb	Avg	Ast	Blk	Stl	Pts	Avg
2003	31	91-173	.526	45-77	.584	162	5.2	46	20	23	234	7.5
2004	29	123-224	.549	64-115	.557	239	8.2	24	14	9	316	10.9
2005	33	175-342	.512	118-171	.690	275	8.3	62	14	9	485	14.7
2006	34	164-361	.454	141-203	.695	314	9.2	60	20	33	481	14.1
Totals	127	553-1,100	.503	368-566	.650	990	7.8	192	68	74	1,516	11.9

* - - includes 42 three-point FGs

No. 14 JEFF HORNER -- 1,502 (2003, 04, 05, 06)

Year	GP	FG-FGA	FG%	FT-FTA	FT%	Reb	Avg	Ast	Blk	Stl	Pts	Avg
2003	31	79-238	.332	56-73	.767	137	4.4	140	5	40	255	8.2
2004	29	107-243	.440	98-114	.860	155	5.3	64	1	38	377	13.0
2005	33	146-359	.407	85-108	.787	148	4.5	180	6	47	463	14.0
2006	30	126-331	.381	85-114	.746	123	4.1	169	3	41	407	13.6
Totals	123	458-1,171	.391	324-409	.792	563	4.6	553	15	166	1,502	12.2

* - includes 262 three-point FGs

No. 15 ED HORTON -- 1,372 (1986, 87, 88, 89)

Year	GP	FG-FGA	FG%	FT-FTA	FT%	Reb	Avg	Ast	Blk	Stl	Pts	Avg
1986	29	44-104	.423	22-48	.458	116	4.0	13	7	13	110	3.8
1987	35	106-228	.465	61-104	.587	197	5.6	52	13	15	273	7.8
1988	34	160-301	.532	65-117	.556	213	6.3	61	6	23	385	11.3
1989	33	250-453	.552	103-181	.569	350	10.6	65	13	26	604	18.3
Totals	131	*560-1086	.516	251-450	.558	876	6.7	191	39	77	1,372	10.5

* - includes one three-point FG

No. 16 BRUCE KING -- 1,361 (1975, 76, 77)

Year	GP	FG-FGA	FG%	FT-FTA	FT%	Reb	Avg	Ast	Blk	Stl	Pts	Avg
1975	26	134-299	.448	30-41	.732	228	8.8	6	N/A	N/A	298	11.5
1976	29	241-477	.505	57-71	.803	292	10.0	32	N/A	N/A	539	18.6
1977	25	198-419	.473	128-170	.753	332	13.3	19	N/A	N/A	524	21.0
Totals	80	573-1195	.479	215-282	.762	852	10.7	57	N/A	N/A	1,361	17.0

No. 17 JAMES MOSES -- 1,343 (1989, 90, 91, 92)

Year	GP	FG-FGA	FG%	FT-FTA	FT%	Reb	Avg	Ast	Blk	Stl	Pts	Avg
1989	33	68-194	.351	20-34	.588	63	1.9	22	1	16	177	5.4
1990	28	120-337	.356	102-143	.713	80	2.9	45	5	43	365	13.0
1991	32	144-309	.466	62-90	.689	101	3.2	42	2	33	384	12.0
1992	30	148-365	.406	90-109	.826	105	3.5	52	0	47	417	13.9
Totals	123	*480-1205	.398	274-376	.729	349	2.8	161	8	139	1,343	10.9

* - includes 109 three-point FGs

No. 18 AARON WHITE -- 1,301 (2012, 13, 14)

Year	GP	FG-FGA	FG%	FT-FTA	FT%	Reb	Avg	Ast	Blk	Stl	Pts	Avg
2012	35	134-270	.504	100-143	.699	199	5.7	31	23	31	389	11.1
2013	38	140-299	.468	193-258	.748	234	6.2	51	27	41	488	12.8
2014	33	143-245	.584	130-161	.807	220	6.7	60	19	32	424	12.8
Totals	106	*419-814	.515	423-562	.753	653	6.2	142	69	104	1,301	12.3

* - includes 40 three-point FGs

No. 19 JEFF MOE -- 1,248 (1985, 86, 87, 88)

Year	GP	FG-FGA	FG%	FT-FTA	FT%	Reb	Avg	Ast	Blk	Stl	Pts	Avg
1985	30	91-205	.444	49-63	.778	43	1.4	80	0	31	231	7.7
1986	32	84-158	.532	23-29	.793	11	0.3	60	1	13	191	6.0
1987	35	135-289	.467	59-77	.766	75	2.1	43	0	24	389	11.1
1988	34	135-275	.491	96-122	.787	72	2.1	55	1	28	437	12.9
Totals	131	*445-927	.480	227-291	.780	201	1.5	238	2	96	1,248	9.5

* - includes 131 three-point FGs

No. 20 KENYON MURRAY -- 1,230 (1993, 94, 95, 96)

Year	GP	FG-FGA	FG%	FT-FTA	FT%	Reb	Avg	Ast	Blk	Stl	Pts	Avg
1993	32	77-182	.423	55-95	.579	130	4.1	35	23	45	215	6.7
1994	27	122-297	.411	77-137	.562	157	5.8	55	19	56	333	12.3
1995	33	141-307	.459	71-120	.592	139	4.2	39	14	58	379	11.5
1996	32	129-229	.563	40-64	.625	140	4.4	57	7	41	303	9.5
Totals	124	*469-1015	.462	243-416	.584	566	4.6	186	63	200	1,230	9.9

* - includes 49 three-point FGs

No. 21 KEVIN BOYLE - - 1,189 (1979, 80, 81, 82)

Year	GP	FG-FGA	FG%	FT-FTA	FT%	Reb	Avg	Ast	Blk	Stl	Pts	Avg
1979	28	131-289	.453	72-96	.750	186	6.6	45	N/A	N/A	334	11.9
1980	33	163-318	.513	62-88	.705	205	6.2	101	2	58	388	11.8
1981	28	110-218	.505	58-71	.817	151	5.4	88	1	38	278	9.9
1982	29	78-166	.470	33-63	.529	132	4.6	101	2	38	189	6.5
Totals	118	482-991	.486	225-318	.708	674	5.7	335	N/A	N/A	1,189	10.1

No. 22 (tie) DAVE GUNTHER - - 1,188 (1957, 58, 59)

Year	GP	FG-FGA	FG%	FT-FTA	FT%	Reb	Avg	Ast	Blk	Stl	Pts	Avg
1957	22	92-268	.343	87-127	.685	197	9.0	N/A	N/A	N/A	271	12.3
1958	22	169-377	.448	97-141	.688	225	10.2	N/A	N/A	N/A	435	19.8
1959	22	180-433	.415	122-167	.730	268	12.2	N/A	N/A	N/A	482	21.9
Total	66	441-1078	.409	306-435	.703	690	10.5	N/A	N/A	N/A	1,188	18.0

No. 22 (tie) BILL LOGAN - - 1,188 (1954, 55, 56)

Year	GP	FG-FGA	FG%	FT-FTA	FT%	Reb	Avg	Ast	Blk	Stl	Pts	Avg
1954	22	116-299	.387	83-126	.659	-	-	N/A	N/A	N/A	315	14.3
1955	26	155-387	.400	103-157	.657	285	11.0	N/A	N/A	N/A	413	15.9
1956	26	175-420	.440	110-179	.615	268	10.3	N/A	N/A	N/A	460	17.7
Totals	74	446-1105	.403	296-462	.641	553	10.6	N/A	N/A	N/A	1,188	16.1

No. 24 VAL BARNES - - 1,181 (1991, 92, 93)

Year	GP	FG-FGA	FG%	FT-FTA	FT%	Reb	Avg	Ast	Blk	Stl	Pts	Avg
1991	32	133-336	.396	64-87	.736	79	2.5	59	1	38	368	11.5
1992	30	116-267	.435	81-94	.862	100	3.3	68	1	38	344	11.5
1993	32	173-392	.441	81-106	.764	103	3.2	68	2	43	469	14.7
Totals	94	*422-995	.424	226-287	.787	282	3.0	195	4	119	1,181	12.6

* - - includes 111 three-point FGs

No. 25 SAM WILLIAMS - - 1,176 (1967, 68)

Year	GP	FG-FGA	FG%	FT-FTA	FT%	Reb	Avg	Ast	Blk	Stl	Pts	Avg
1967	24	183-387	.473	178-232	.767	225	9.4	N/A	N/A	N/A	544	22.6
1968	25	219-475	.461	194-265	.732	273	10.9	N/A	N/A	N/A	632	25.3
Totals	49	402-862	.466	372-497	.794	498	10.2	N/A	N/A	N/A	1,176	24.0

No. 26 JOHN JOHNSON - - 1,172 (1969, 70)

Year	GP	FG-FGA	FG%	FT-FTA	FT%	Reb	Avg	Ast	Blk	Stl	Pts	Avg
1969	24	174-344	.506	125-186	.627	256	10.7	N/A	N/A	N/A	473	19.7
1970	25	289-508	.569	121-161	.752	253	10.1	N/A	N/A	N/A	699	27.9
Totals	49	463-852	.543	246-347	.709	509	10.4	N/A	N/A	N/A	1,172	23.9

No. 27 CHAD CALABRIA - - 1,168 (1968, 69, 70)

Year	GP	FG-FGA	FG%	FT-FTA	FT%	Reb	Avg	Ast	Blk	Stl	Pts	Avg
1968	25	138-324	.425	72-108	.667	115	4.6	N/A	N/A	N/A	348	13.9
1969	24	125-283	.442	91-117	.778	99	4.1	N/A	N/A	N/A	341	14.2
1970	25	181-330	.548	117-146	.801	139	5.6	N/A	N/A	N/A	479	19.1
Totals	74	444-937	.474	280-371	.755	353	4.8	N/A	N/A	N/A	1,169	15.8

No. 28 (tie) KEVIN KUNNERT - - 1,145 (1971, 72, 73)

Year	GP	FG-FGA	FG%	FT-FTA	FT%	Reb	Avg	Ast	Blk	Stl	Pts	Avg
1971	24	106-220	.482	37-53	.698	227	9.5	N/A	N/A	N/A	249	10.4
1972	24	180-349	.516	76-122	.623	353	14.7	N/A	N/A	N/A	436	18.2
1973	24	198-363	.545	64-92	.696	334	13.9	N/A	N/A	N/A	460	19.2
Totals	72	484-932	.519	177-267	.663	914	12.7	N/A	N/A	N/A	1,145	15.9

No. 28 (tie) BOB HANSEN - - 1,145 (1980, 81, 82, 83)

Year	GP	FG-FGA	FG%	FT-FTA	FT%	Reb	Avg	Ast	Blk	Stl	Pts	Avg
1980	33	71-167	.425	43-73	.589	67	2.0	65	7	16	185	5.6
1981	22	70-156	.449	45-53	.849	75	3.4	33	1	17	185	8.4
1982	25	117-237	.494	64-93	.699	102	4.1	50	8	28	299	12.0
1983	31	184-378	.453	98-129	.760	166	5.4	111	2	39	476	15.4
Totals	111	*462-938	.493	251-348	.721	410	3.7	259	18	100	1,145	10.3

* - - includes 10 three-point FGs

No. 30 MELSAHN BASABE - - 1,119 (2011, 12, 13, 14)

Year	GP	FG-FGA	FG%	FT-FTA	FT%	Reb	Avg	Ast	Blk	Stl	Pts	Avg
2011	31	131-229	.572	80-112	.714	210	6.8	9	41	12	342	11.0
2012	35	109-208	.524	69-105	.657	168	4.8	11	36	18	287	8.2
2013	38	99-206	.481	61-93	.656	192	5.1	18	45	16	259	6.8
2014	32	92-164	.561	46-68	.676	182	5.7	10	26	12	231	7.2
Totals	136	*431-807	.534	256-378	.677	752	5.5	48	148	58	1,119	8.2

* - - includes 1 three-point FG

No. 31 (tie) CHRIS KINGSBURY - - 1,118 (1994, 95, 96)

Year	GP	FG-FGA	FG%	FT-FTA	FT%	Reb	Avg	Ast	Blk	Stl	Pts	Avg
1994	27	65-195	.333	46-56	.821	71	2.6	35	2	23	220	8.2
1995	33	169-423	.400	98-122	.803	88	2.7	55	5	41	553	16.8
1996	29	99-290	.341	82-103	.796	68	2.4	54	3	16	345	11.9
Totals	89	*333-908	.367	226-281	.804	227	2.5	144	10	80	1,118	12.6

* - - includes 226 three-point FGs

No. 31 (tie) MICHAEL PAYNE - - 1,118 (1982, 83, 84, 85)

Year	GP	FG-FGA	FG%	FT-FTA	FT%	Reb	Avg	Ast	Blk	Stl	Pts	Avg
1982	27	126-270	.467	56-81	.691	201	7.4	46	23	20	308	11.4
1983	31	118-288	.410	94-127	.744	233	7.5	48	52	34	330	10.6
1984	28	99-210	.471	62-90	.689	188	6.7	36	22	25	260	9.3
1985	31	92-203	.453	36-58	.621	235	7.6	102	23	36	220	7.1
Totals	117	435-971	.448	248-356	.697	857	7.3	232	120	115	1,118	9.6

No. 33 KENNY ARNOLD - - 1,112 (1979, 80, 81, 82)

Year	GP	FG-FGA	FG%	FT-FTA	FT%	Reb	Avg	Ast	Blk	Stl	Pts	Avg
1979	19	22-57	.386	6-16	.375	21	1.1	17	N/A	N/A	50	2.6
1980	33	171-363	.471	102-136	.750	114	3.5	142	1	38	444	13.5
1981	28	131-303	.432	65-85	.765	67	2.4	110	1	28	327	11.7
1982	29	100-237	.422	91-116	.784	59	2.0	83	1	15	291	10.0
Totals	109	424-960	.442	264-353	.748	261	2.4	352	N/A	N/A	1,112	10.2

No. 34 CHARLES DARLING - - 1,094 (1950, 51, 52)

Year	GP	FG-FGA	FG%	FT-FTA	FT%	Reb	Avg	Ast	Blk	Stl	Pts	Avg
1950	19	67-212	.316	41-65	.623	-	-	N/A	N/A	N/A	175	9.2
1951	22	139-376	.372	80-120	.667	387	17.6	N/A	N/A	N/A	358	16.3
1952	22	204-489	.417	153-218	.702	-	-	N/A	N/A	N/A	561	25.5
Totals	63	410-1077	.381	274-403	.680	387	17.6	N/A	N/A	N/A	1,094	17.4

No. 35 FRED BROWN - - 1,091 (1970, 71)

Year	GP	FG-FGA	FG%	FT-FTA	FT%	Reb	Avg	Ast	Blk	Stl	Pts	Avg
1970	24	180-360	.500	69-86	.802	91	3.8	N/A	N/A	N/A	429	17.9
1971	24	268-535	.501	126-152	.829	111	4.6	N/A	N/A	N/A	662	27.6
Totals	48	448-895	.501	195-238	.819	202	4.2	N/A	N/A	N/A	1,091	22.7

No. 36 RYAN BOWEN - - 1,090 (1995, 96, 97, 98)

Year	GP	FG-FGA	FG%	FT-FTA	FT%	Reb	Avg	Ast	Blk	Stl	Pts	Avg
1995	33	58-110	.527	35-59	.593	148	4.5	16	34	38	151	4.6
1996	27	55-91	.604	39-58	.672	121	4.5	16	20	36	149	5.5
1997	29	120-217	.553	93-135	.689	264	9.1	35	29	55	343	11.8
1998	31	164-272	.603	111-161	.689	271	8.7	48	41	79	447	14.4
Totals	120	*397-690	.575	278-413	.673	804	6.7	115	124	208	1,090	9.1

* - - includes 18 three-point FGs

No. 37 PIERRE PIERCE -- 1,072 (2002, 04, 05)

Year	GP	FG-FGA	FG%	FT-FTA	FT%	Reb	Avg	Ast	Blk	Stl	Pts	Avg
2002	35	93-222	.419	57-93	.613	114	3.3	114	9	30	248	7.1
2004	29	174-364	.478	108-188	.574	164	5.7	63	4	16	468	16.1
2005	20	139-289	.481	55-104	.529	104	5.2	84	9	49	356	17.8
Totals	84	406-875	.464	220-385	.571	382	4.5	261	22	95	1,072	12.8

* - includes 40 three-point FGs

No. 38 GLEN WORLEY -- 1,060 (2001, 02, 03, 04)

Year	GP	FG-FGA	FG%	FT-FTA	FT%	Reb	Avg	Ast	Blk	Stl	Pts	Avg
2001	35	89-198	.449	78-108	.722	133	3.8	23	13	14	264	7.5
2002	35	85-188	.452	71-98	.724	145	4.1	34	31	18	254	7.3
2003	31	115-258	.446	93-129	.721	161	5.2	47	34	22	339	10.9
2004	25	69-167	.413	48-64	.750	113	4.5	25	8	20	203	8.1
Totals	126	358-811	.441	290-399	.727	552	4.4	129	86	74	1,060	8.4

* - includes 54 three-point FGs

No. 39 (tie) REGGIE EVANS -- 1,054 (2001, 02)

Year	GP	FG-FGA	FG%	FT-FTA	FT%	Reb	Avg	Ast	Blk	Stl	Pts	Avg
2001	35	155-326	.583	218-346	.630	416	11.9	55	21	31	529	15.1
2002	34	169-341	.496	187-302	.619	378	11.1	44	17	54	525	15.4
Totals	69	324-667	.486	405-648	.625	794	11.5	99	38	85	1,054	15.3

* - includes one three-point FG

No. 39 (tie) CARL CAIN -- 1,054 (1954, 55, 56)

Year	GP	FG-FGA	FG%	FT-FTA	FT%	Reb	Avg	Ast	Blk	Stl	Pts	Avg
1954	22	106-248	.427	71-119	.597	-	-	N/A	N/A	N/A	283	12.9
1955	26	133-333	.399	94-140	.671	244	9.4	N/A	N/A	N/A	360	13.8
1956	26	165-403	.409	81-112	.723	257	9.9	N/A	N/A	N/A	411	15.8
Totals	74	404-984	.411	246-371	.663	501	9.6	N/A	N/A	N/A	1,054	14.2

No. 41 GERRY JONES -- 1,039 (1965, 66, 67)

Year	GP	FG-FGA	FG%	FT-FTA	FT%	Reb	Avg	Ast	Blk	Stl	Pts	Avg
1965	24	140-323	.433	57-90	.633	234	9.8	N/A	N/A	N/A	337	14.0
1966	16	99-242	.409	56-71	.789	174	10.9	N/A	N/A	N/A	254	15.8
1967	24	169-367	.461	110-154	.714	257	10.7	N/A	N/A	N/A	448	18.6
Totals	64	408-932	.438	223-315	.708	665	10.4	N/A	N/A	N/A	1,039	16.2

No. 42 STEVE CARFINO -- 1,037 (1981, 82, 83, 84)

Year	GP	FG-FGA	FG%	FT-FTA	FT%	Reb	Avg	Ast	Blk	Stl	Pts	Avg
1981	28	54-121	.446	19-30	.633	32	1.1	43	1	18	127	4.5
1982	29	100-178	.562	45-65	.692	52	1.8	82	4	44	245	8.4
1983	31	129-265	.487	49-67	.731	63	2.0	129	5	50	337	10.9
1984	28	136-293	.464	56-74	.757	67	2.4	66	1	66	328	11.7
Totals	116	*419-857	.489	169-236	.716	214	1.8	320	11	178	1,037	8.9

* - includes 30 three-point FGs

No. 43 GEORGE PEEPLES -- 1,025 (1964, 65, 66)

Year	GP	FG-FGA	FG%	FT-FTA	FT%	Reb	Avg	Ast	Blk	Stl	Pts	Avg
1964	20	73-262	.361	42-78	.538	145	7.3	N/A	N/A	N/A	188	9.4
1965	24	156-305	.511	97-157	.618	249	10.3	N/A	N/A	N/A	409	17.0
1966	24	171-332	.515	86-143	.601	260	10.8	N/A	N/A	N/A	428	17.8
Totals	68	400-899	.445	225-378	.595	654	9.6	N/A	N/A	N/A	1,025	15.1

IOWA 82, PENN STATE 53 (Sweet 16)
March 11, 1955, Evanston, IL

Iowa - - 82					
Name	FG	FT	PF	TP	RB
Davis, F.	6-13	7	2	19	6
Cain	8-13	5	3	21	9
Logan	4-14	0	1	8	5
Scheurerman	1-3	0	1	2	3
Seaberg	6-8	1	1	13	2
Johnson	0-1	0	0	0	1
Schoof	2-4	2	0	6	5
George	3-5	1	1	7	4
Ridley	1-4	0	1	2	4
Martel	0-3	1	0	1	1
Hawthorne	1-3	1	0	3	1
Duncan	0-0	0	1	0	1
Totals	32-71	18	11	82	42
FG%:	.459				

Penn State - - 53					
Name	FG	FT	PF	TP	RB
Weidenhammer	2-7	0	2	4	1
Hoffman	6-18	2	1	14	3
Arnelle	3-15	5	2	11	10
Fields	1-6	1	1	3	5
Blocker	2-9	1	0	5	7
Rohland	0-0	2	0	2	0
Edwards	0-0	0	0	0	1
Ramsey	1-3	1	4	3	2
Marisa	3-7	2	2	8	6
Hartnett	0-3	0	2	0	2
Watts	1-3	0	2	2	1
Hall	0-1	1	0	1	0
Totals	19-72	15	18	53	46

SCORE BY PERIODS				ATTENDANCE: 9,700
Iowa	39	43	82	
Penn State	25	28	53	

IOWA 86, MARQUETTE 81 (Elite Eight)
March 12, 1955, Kansas City, MO

Iowa - - 86					
Name	FG	FT	PF	TP	RB
Davis	2-11	3	2	7	4
Cain	5-14	0	4	10	8
Logan	11-20	9	5	31	15
Seaberg	5-8	2	5	12	5
Scheuerman	3-8	5	2	11	7
Schoof	3-8	2	5	8	7
Johnson, C.	1-1	1	0	3	0
George	1-1	1	1	3	0
Hawthorne	0-0	1	0	1	0
Totals	31-71	24	24	86	46

Marquette - - 81					
Name	FG	FT	PF	TP	RB
Hopfensperger	5-11	6	4	16	0
Schulz	5-11	12	4	22	9
Rand	7-11	3	5	17	12
Bugalski	0-5	7	4	7	6
Walczak	1-7	1	3	3	3
O'Keefe	0-1	0	0	0	2
Wittberger	7-14	2	5	16	6
Vanvooren	0-0	0	0	0	0
Sevcik	0-0	0	1	0	1
Totals	25-61	31	26	81	41

SCORE BY PERIODS				ATTENDANCE: 9,700
Iowa	46	40	86	
Marquette	33	48	81	

LASALLE 76, IOWA 73 (Final Four)
March 18, 1955, Kansas City, MO

Iowa - - 73				
Name	FG	FT	PF	TP
Davis	1	0	2	2
Schoof	3	0	4	6
Cain	8	1	3	17
Logan	7	6	3	20
Seaberg	5	5	2	15
Scheuerman	1	11	3	13
Totals	25	23	17	73

LaSalle - - 76				
Name	FG	FT	PF	TP
O'Malley	1	4	1	6
Maples	1	2	0	4
Singley	5	6	2	16
Blatcher	2	1	5	5
Gola	8	7	4	23
Lewis	5	4	3	14
Greenberg	4	0	4	8
Totals	26	24	19	76

SCORE BY PERIODS				ATTENDANCE: NA
Iowa	36	37	73	
LaSalle	45	31	76	

COLORADO 75, IOWA 54 (Final Four Consolation Game)
March 19, 1955, Kansas City, MO

Iowa - - 54				
Name	FG	FT	PF	TP
Davis	1	0	3	2
Schoof	2	2	3	6
Cain	4	6	2	14
Ridley	0	0	0	0
Duncan	0	0	1	0
Logan	5	7	1	17
George	0	3	3	3
Seaberg	1	2	1	4
Johnson	0	0	3	0
Martel	1	0	2	2
Scheuerman	2	2	3	6
Hawthorne	0	0	1	0
Totals	16	22	23	54

Colorado - - 75				
Name	FG	FT	PF	TP
Jeangerard	5	4	3	14
Walter	0	0	0	0
Ranglos	6	6	4	18
Yardley	0	0	0	0
Halderson	4	4	4	12
Hannah	1	4	1	6
Mock	3	7	3	13
Mansfield	0	0	0	0
Peterson	3	4	2	10
Grant	1	0	0	2
Totals	23	29	17	75

SCORE BY PERIODS				ATTENDANCE: NA
Iowa	28	26	54	
Colorado	35	40	75	

IOWA 97, MOREHEAD STATE 83 (Sweet 16)
March 15, 1956, Iowa City, IA

Iowa -- 97

Name	FG	FT	PF	TP	RB
Cain	8-25	12-13	3	28	14
Schoof	5-13	5-8	3	15	11
Logan	6-21	5-8	2	17	11
Seaberg	4-12	1-1	5	9	7
Scheuerman	6-10	2-3	5	14	5
George	0-4	3-8	4	3	3
Hawthorne	0-7	4-4	4	4	0
Martel	1-4	0-2	3	2	4
Sebolt	0-1	0-1	3	0	1
Paul	1-1	1-2	0	3	1
McConnell	0-2	0-0	2	0	1
Schroeder	0-0	2-2	1	2	2
Totals	31-100	35-52	35	97	60

Morehead State -- 83

Name	FG	FT	PF	TP	RB
Keleher	0-4	3-4	5	3	3
Hamilton	7-18	5-6	5	19	16
Swartz	8-23	4-6	5	20	12
Gaunce	5-14	14-24	3	24	8
Tolle	2-8	2-4	4	6	4
Carroll	1-3	0-0	2	2	1
Richards	0-2	0-0	2	0	1
Jewell	0-2	2-3	1	2	4
Shimfessel	1-4	1-3	5	3	2
Thompson	1-2	2-3	1	4	3
Totals	25-80	33-53	33	83	54

SCORE BY PERIODS

Iowa	54	43	97
Morehead State	35	48	83

ATTENDANCE: 14,500

IOWA 89, KENTUCKY 77 (Elite Eight)
March 17, 1956, Iowa City, IA

Iowa -- 89

Name	FG	FT	PF	TP	RB
Cain	12-21	10-11	2	34	9
Schoof	2-6	0-0	3	4	3
Logan	6-18	2-6	3	14	13
Seaberg	2-12	5-5	1	9	11
Scheuerman	8-13	6-9	4	22	5
George	3-10	0-1	3	6	11
Hawthorne	0-0	0-0	0	0	0
Martel	0-0	0-0	0	0	0
Sebolt	0-0	0-0	0	0	0
Paul	0-2	0-0	0	0	2
McConnell	0-1	0-0	2	0	1
Totals	33-83	23-32	18	89	55

Kentucky -- 77

Name	FG	FT	PF	TP	RB
Bird	9-21	5-9	1	23	24
Grawemeyer	2-10	1-1	4	5	7
Burrow	13-23	5-8	3	31	12
Calvert	3-10	1-1	3	7	6
Hatton	2-4	0-3	2	4	1
Johnson	1-9	1-3	1	3	6
Brewer	2-5	0-0	4	4	1
Collinsworth	0-0	0-0	1	0	0
Cassady	0-0	0-0	0	0	0
Totals	32-82	13-25	19	77	57

SCORE BY PERIODS

Iowa	49	40	89
Kentucky	38	39	77

ATTENDANCE: 15,375

IOWA 83, TEMPLE 76 (Final Four)
March 22, 1956, Evanston, IL

Iowa -- 83

Name	FG	FT	PF	TP	RB
Cain	8-20	4-9	1	20	15
Schoof	5-15	8-9	4	18	18
Logan	13-21	10-15	2	36	8
Seaberg	1-7	0-0	4	2	6
Scheuerman	1-2	2-2	4	4	2
Martel	1-4	1-3	0	3	2
Totals	29-70	25-38	15	83	51
FG%:	.414	FT%:	.658		

Temple -- 76

Name	FG	FT	PF	TP	RB
Norman	1-8	0-2	4	2	17
Reinfeld	1-6	0-0	2	2	2
Fleming	1-4	0-0	1	4	2
Cohen	3-7	0-1	5	6	12
VanPatton	1-4	0-1	4	2	5
Rodgers	12-29	4-9	3	28	7
Lear	15-30	2-4	4	32	2
Totals	35-88	6-17	23	76	47
FG%:	.398	FT%:	.353		

SCORE BY PERIODS

Iowa	39	44	83
Temple	36	40	76

ATTENDANCE: 10,525

SAN FRANCISCO 83, IOWA 71 (National Championship)
March 23, 1956, Evanston, IL

Iowa -- 71

Name	FG	FT	PF	TP	RB
Cain	7-25	3-4	1	17	12
Schoof	5-10	4-4	3	14	9
Logan	5-23	2-2	3	12	15
George	0-0	0-0	0	0	0
Seaberg	5-13	7-10	1	17	4
Martel	0-1	0-0	0	0	0
Scheuerman	4-7	3-4	2	11	7
McConnell	0-0	0-0	0	0	1
Totals	26-81	19-24	10	71	48
FG%:	.321	FT%:	.750		

San Francisco -- 83

Name	FG	FT	PF	TP	RB
Boldt	7-15	1-2	4	16	5
Baxter	2-6	0-0	0	4	0
Farmer	0-10	0-0	2	0	12
Preseau	3-4	1-2	3	7	3
Russell	11-24	4-5	2	26	27
Nelson	0-0	0-0	0	0	0
Perry	6-14	2-2	2	14	4
Bush	0-0	0-0	0	0	0
Brown	6-14	4-4	0	16	9
Payne	0-0	0-0	0	0	0
Totals	35-87	13-15	13	83	60
FG%:	.402	FT%:	.813		

SCORE BY PERIODS

Iowa	33	38	71
San Francisco	38	45	83

ATTENDANCE: NA

JACKSONVILLE 104, IOWA 103 (Sweet 16)
March 12, 1970, Columbus, OH

Iowa -- 103					
Name	FG	FT	PF	RB	TP
Vidnovic	8-13	8-11	3	8	24
Johnson	9-19	1-3	3	8	19
Jensen	1-8	2-3	3	4	4
Brown	13-23	1-2	3	4	27
Calabria	7-12	7-8	4	8	21
McGilmer	4-8	0-2	4	3	8
Grabinski	0-0	0-2	0	2	0
Team				9	
Totals	42-83	19-31	20	46	103
FG%:	.506	FT%:	.612		

Jacksonville -- 104					
Name	FG	FT	PF	RB	TP
Blevins	0-1	0-0	3	1	0
Burrows	11-12	1-2	3	9	23
Gilmore	13-24	4-7	5	17	30
Wedeking	2-8	1-3	1	4	5
Morgan	9-14	5-9	4	4	23
Dublin	2-8	0-0	5	2	4
Nelson	6-7	6-6	1	9	18
McIntyre	0-1	1-2	0	1	1
Baldwin	0-1	0-0	1	0	0
Team				4	
Totals	43-76	18-29	23	51	104
FG%:	.565	FT%:	.620		

SCORE BY PERIODS			ATTENDANCE: 13,937
Iowa	49	54	103
Jacksonville	50	54	104

IOWA 121, NOTRE DAME 106 (Sweet 16 Consolation)
March 14, 1970, Columbus, OH

Iowa -- 121					
Name	FG	FT	PF	RB	TP
Vidnovic	7-14	10-10	1	11	24
Johnson	14-31	3-3	3	9	31
Jensen	2-2	1-1	1	7	5
Brown	8-16	0-0	3	6	16
Calabria	15-22	1-2	3	8	31
McGilmer	6-9	0-0	3	6	12
Schultz	0-1	0-0	0	0	0
Hodge	0-0	2-2	0	0	2
Grabinski	0-1	0-1	1	0	0
Hazley	0-1	0-0	0	1	0
Miller	0-1	0-0	0	1	0
Team				3	
Totals	52-98	17-19	15	52	121
FG%:	.530	FT%:	.894		

Notre Dame -- 106					
Name	FG	FT	PF	RB	TP
Jones	12-24	0-0	3	8	24
Carr	21-39	3-4	2	10	45
Catlett	3-10	1-1	2	6	7
O'Connell	1-3	0-0	1	0	2
Meehan	1-3	1-1	0	1	3
Ziznewski	2-6	3-4	2	10	7
Sinnott	2-5	6-6	2	3	10
Hinga	2-5	2-2	1	2	6
Gallagher	1-2	0-0	0	2	2
Team				8	
Totals	45-97	16-18	13	50	106
FG%:	.463	FT%:	.888		

SCORE BY PERIODS			ATTENDANCE: 13,865
Iowa	75	46	121
Notre Dame	42	64	106

TOLEDO 74, IOWA 72 (2nd Round)
March 10, 1979, Bloomington, IN

Iowa -- 72										
Name	FG	FT	RB	PF	TP	A	TO	BK	S	MIN
Mayfield	8-11	3-8	5	4	19	1	0	1	1	28
Boyle	2-9	3-6	4	2	7	0	3	0	1	34
Waite	1-2	0-0	3	3	2	0	0	1	0	22
Lester	9-13	5-6	4	4	23	6	3	1	2	38
Peth	1-3	1-2	2	5	3	2	1	0	0	23
Kraficisin	2-4	2-5	6	5	6	2	2	0	1	18
Norman	4-8	0-0	0	5	8	1	2	0	0	17
Brookins	2-3	0-0	2	3	4	0	1	0	0	10
Arnold	0-2	0-0	1	0	0	2	0	0	0	10
Team										6
Totals	29-55	14-27	33	31	72	14	12	3	5	200
FG%:	.527	FT%:	.519							

Toledo -- 74										
Name	FG	FT	RB	PF	TP	A	TO	BK	S	MIN
Swaney	5-12	2-2	4	4	12	0	2	1	0	16
Appel	2-4	0-0	3	2	4	1	0	0	0	24
Miller	5-8	8-17	14	4	18	4	2	0	1	40
Joplin	3-7	9-11	0	4	15	3	2	0	3	32
Lehman	2-4	6-8	5	2	10	3	5	0	0	35
Selgo	2-4	2-2	4	5	6	2	1	0	1	23
Knuckles	3-4	1-1	2	2	7	0	6	0	0	15
Garwood	0-0	0-0	0	1	0	0	1	0	0	1
Montague	1-2	0-0	1	0	2	0	0	0	0	14
Team										11
Totals	23-45	28-41	41	24	74	13	19	1	5	200
FG%:	.511	FT%:	.683							

SCORE BY PERIODS			ATTENDANCE: 8,500
Iowa	41	31	72
Toledo	29	45	74

IOWA 86, VIRGINIA COMMONWEALTH 72 (1st Round)
March 6, 1980, Greensboro, NC

Iowa -- 86										
Name	FG	FT	RB	PF	TP	A	TO	BK	S	MIN
Boyle	8-14	1-3	8	3	17	4	2	0	1	39
Waite	7-14	3-4	10	3	17	2	3	0	1	34
Kraficisin	5-9	0-1	9	3	10	5	4	1	1	32
Lester	4-8	9-13	1	2	17	8	1	0	0	32
Arnold	8-12	7-8	4	3	23	4	0	0	2	36
Hansen	0-0	0-0	1	1	0	1	2	1	0	8
Brookins	1-3	0-0	6	2	2	1	1	1	0	16
Heller	0-0	0-0	0	0	0	0	0	0	0	1
Darsee	0-0	0-0	0	0	0	0	0	0	0	1
Grogan	0-0	0-0	0	0	0	0	0	0	0	1
Team										4
Totals	33-60	20-29	43	17	86	25	13	3	5	200
FG%:	.550	FT%:	.690							

Virginia Commonwealth -- 72										
Name	FG	FT	RB	PF	TP	A	TO	BK	S	MIN
Kottak	4-9	2-2	3	5	10	2	0	0	1	33
McCray	9-18	0-1	11	4	18	1	2	2	1	37
Jones	2-5	1-1	7	3	5	0	4	1	0	27
Knight	6-19	1-1	7	4	13	5	2	0	2	33
Sherod	5-11	4-7	3	4	14	5	2	0	2	40
Harris	0-1	2-2	0	2	2	0	0	0	0	5
Stancel	5-7	0-0	3	2	10	1	0	0	0	21
Shropshire	0-0	0-0	0	1	0	0	0	0	0	2
Ringo	0-0	0-0	0	0	0	0	0	0	0	1
Bates	0-0	0-0	0	0	0	0	0	0	0	1
Totals	31-70	10-14	34	25	72	14	10	3	6	200
FG%:	.433	FT%:	.714							

SCORE BY PERIODS			ATTENDANCE: 6,865
Iowa	39	47	86
VCU	28	44	72

IOWA 77, NORTH CAROLINA STATE 64 (2nd Round)
March 8, 1980, Greensboro, NC

Iowa -- 77										
Name	FG	FT	RB	PF	TP	A	TO	BK	S	MIN
Boyle	3-5	3-5	7	3	9	3	1	0	2	33
Waite	0-4	3-5	4	1	3	0	2	0	0	33
Krafcsin	0-2	7-8	4	1	7	1	1	1	0	18
Lester	6-10	5-6	0	4	17	4	3	0	1	28
Arnold	6-11	6-8	4	1	18	2	0	1	0	39
Hansen	2-5	0-0	2	2	4	3	1	0	1	17
Brookins	7-7	3-5	2	2	17	0	2	2	0	31
Heller	1-1	0-0	0	0	2	0	0	0	0	1
Team			7							
Totals	25-45	27-37	30	14	77	13	10	4	4	200
	FG%: .556	FT%: .730								

North Carolina State -- 64										
Name	FG	FT	RB	PF	TP	A	TO	BK	S	MIN
Whitney	5-16	0-2	11	5	10	4	2	1	0	35
Bailey	0-3	2-2	3	3	2	0	1	0	1	23
Watts	6-6	0-0	4	2	12	1	2	2	0	24
Austin	9-18	0-0	1	4	18	0	3	0	0	23
Lowe	1-3	3-4	0	3	5	10	2	0	1	33
Matthews	3-6	0-0	0	1	6	0	1	0	0	19
Jones	2-4	0-1	4	3	4	2	2	0	1	28
Parzych	0-0	0-0	0	0	0	0	0	0	0	2
Whittenburg	2-4	0-0	1	1	4	0	0	0	0	7
Perry	0-0	0-0	0	0	0	0	0	0	0	2
Nevitt	1-1	0-0	1	3	2	0	0	1	0	3
Weber	0-0	1-1	0	0	1	2	0	0	0	1
Team			4							
Totals	29-61	6-10	29	25	64	19	13	4	3	200
	FG%: .415	FT%: .600								

SCORE BY PERIODS				ATTENDANCE: 13,210			
Iowa		26	51	77			
NC State		29	35	64			

IOWA 88, SYRACUSE 77 (Sweet 16)
March 14, 1980, Philadelphia, PA

Iowa -- 88										
Name	FG	FT	RB	PF	TP	A	TO	BK	S	MIN
Brookins	5-10	11-12	5	4	21	2	1	2	0	31
Boyle	8-12	2-2	5	3	18	0	3	0	0	40
Krafcsin	6-9	2-2	3	5	14	1	0	1	1	23
Lester	3-10	3-5	3	1	9	7	3	0	2	35
Arnold	2-7	8-13	5	1	12	5	1	0	2	35
Hansen	1-2	2-2	1	4	4	3	1	0	0	15
Waite	4-5	2-3	5	2	10	0	3	2	0	21
Team			4							
Totals	29-55	30-39	31	20	88	18	12	5	5	200
	FG%: .527	FT%: .760								

Syracuse -- 77										
Name	FG	FT	RB	PF	TP	A	TO	BK	S	MIN
Stantifer	5-9	4-4	3	4	14	1	3	0	1	31
Orr	10-17	5-5	16	2	25	8	5	0	0	39
Bouie	7-8	4-5	3	5	18	0	2	2	0	19
Moss	4-7	0-0	1	5	8	3	2	0	2	29
Headd	0-7	0-0	3	2	0	3	2	0	0	26
Bruin	1-5	0-0	3	3	2	2	1	0	1	21
Cohen	0-2	0-0	1	4	0	2	1	0	1	13
Schayes	2-7	6-9	2	3	10	1	1	0	0	22
Team			5							
Totals	29-62	19-23	37	28	77	20	17	2	5	200
	FG%: .468	FT%: .826								

SCORE BY PERIODS				ATTENDANCE: 17,569			
Iowa		40	48	88			
Syracuse		33	44	77			

IOWA 81, GEORGETOWN 80 (Elite Eight)
March 16, 1980, Philadelphia, PA

Iowa -- 81										
Name	FG	FT	RB	PF	TP	A	TO	BK	S	MIN
Brookins	10-17	2-2	4	1	22	0	1	1	1	39
Boyle	7-11	0-0	3	4	14	4	1	0	1	34
Krafcsin	1-2	0-1	3	2	2	1	0	1	0	21
Lester	2-7	4-4	2	3	8	9	0	0	1	39
Arnold	5-8	2-2	2	1	12	3	1	0	1	32
Waite	4-4	7-7	4	3	15	2	2	0	0	22
Hansen	2-2	4-4	1	1	8	1	1	0	0	13
Team			2							
Totals	31-51	19-20	21	15	81	20	6	2	4	200
	FG%: .608	FT%: .950								

Georgetown -- 80										
Name	FG	FT	RB	PF	TP	A	TO	BK	S	MIN
Dutch	1-4	0-0	3	3	2	0	0	0	0	12
Shelton	7-10	2-3	5	5	16	0	1	1	0	32
Hancock	2-3	0-0	1	1	4	0	1	0	0	12
Floyd	11-14	9-10	3	0	31	2	1	0	1	36
Doren	5-9	0-0	3	2	10	8	4	0	1	36
Smith	2-5	0-0	0	1	4	2	1	0	0	28
Frazier	4-5	1-1	3	4	9	0	1	0	1	15
Fenlon	0-1	0-0	0	1	0	1	1	0	0	6
Spriggs	0-2	2-2	2	2	2	0	1	1	0	15
Bullis	1-2	0-0	1	0	2	0	0	0	0	6
Team			3							
Totals	33-55	14-16	24	19	80	13	10	2	3	200
	FG%: .620	FT%: .875								

SCORE BY PERIODS				ATTENDANCE: 15,981			
Iowa		32	49	81			
Georgetown		42	38	80			

LOUISVILLE 80, IOWA 72 (Final Four)
March 22, 1980, Indianapolis, IN

Iowa -- 72										
Name	FG	FT	RB	PF	TP	A	TO	BK	S	MIN
Brookins	6-18	2-2	6	5	14	2	2	0	1	33
Boyle	0-8	0-0	7	2	0	5	4	0	2	38
Krafcsin	4-5	4-4	3	5	12	0	1	1	0	32
Lester	4-4	2-2	1	2	10	1	0	0	0	12
Arnold	9-17	2-2	3	1	20	5	1	0	1	39
Waite	4-6	1-1	2	5	9	0	3	0	2	29
Hansen	2-8	3-4	4	2	7	4	0	0	1	17
Gannon	0-0	0-0	0	0	0	0	0	0	0	1
Henry	0-0	0-0	0	1	0	0	0	0	0	1
Team			4							
Totals	29-66	14-15	26	23	72	17	11	1	7	200
	FG%: .439	FT%: .933								

Louisville -- 80										
Name	FG	FT	RB	PF	TP	A	TO	BK	S	MIN
Brown	1-3	0-2	5	4	2	2	4	0	0	29
Smith	3-7	7-8	8	2	13	2	1	0	0	37
McCray	5-7	4-4	9	2	14	3	2	2	2	37
Eaves	2-4	4-5	4	1	8	1	1	0	0	22
Griffith	14-21	6-8	5	1	34	6	4	2	3	36
Wright	1-2	0-0	3	1	2	1	1	0	0	15
Burkman	2-3	3-4	2	3	7	0	5	0	1	22
Branch	0-0	0-0	0	0	0	0	0	0	0	2
Deuser	0-0	0-0	0	0	0	0	0	0	0	1
Cleveland	0-0	0-0	0	0	0	0	0	0	0	1
Pulliam	0-0	0-0	0	0	0	0	0	0	0	1
Team			3							
Totals	28-47	24-31	36	14	80	15	18	4	6	200
	FG%: .596	FT%: .774								

SCORE BY PERIODS				ATTENDANCE: 16,637			
Iowa		29	43	72			
Louisville		34	46	80			

PURDUE 75, IOWA 58 (Final Four Consolation Game)
March 24, 1980, Indianapolis, IN

Iowa -- 58										
Name	FG	FT	RB	PF	TP	A	TO	BK	S	MIN
Brookins	2-6	0-1	6	5	4	2	2	1	0	20
Waite	3-5	2-5	7	4	8	1	3	1	1	27
Kraficisin	2-8	2-2	6	5	6	1	3	0	1	24
Arnold	8-14	3-5	2	2	19	3	6	0	1	40
Boyle	3-8	3-4	7	4	9	2	3	0	1	36
Hansen	4-13	2-2	4	4	10	3	2	0	1	30
Gannon	1-8	0-0	3	0	2	0	0	0	0	15
Heller	0-2	0-0	1	1	0	0	0	0	0	4
Henry	0-1	0-0	1	1	0	0	1	1	0	4
Grogan	0-0	0-0	0	0	0	0	0	0	0	1
Arens	0-0	0-0	0	0	0	0	0	0	0	1
Darsee	0-0	0-0	0	0	0	0	0	0	0	1
Team			3							
Totals	23-65	12-19	40	26	58	12	20	3	5	200
	FG%: .354	FT%: .632								

Purdue -- 75										
Name	FG	FT	RB	PF	TP	A	TO	BK	S	MIN
Morris	3-3	1-1	1	3	7	3	5	0	1	22
Hallman	4-9	0-3	3	3	8	2	2	0	2	35
Carroll	14-17	7-11	12	3	35	2	7	4	0	37
Edmonson	6-11	5-8	4	2	17	3	4	2	1	35
Walker	0-1	0-0	5	3	4	4	5	0	2	20
Stallings	1-3	2-2	1	1	4	3	0	0	1	12
Walker	1-3	2-3	4	2	4	4	0	0	1	26
Barnes	0-2	0-0	1	0	0	0	0	0	0	5
Others	0-2	0-0	1	3	0	1	0	0	0	8
Team			4							
Totals	29-49	17-28	36	20	75	22	23	6	8	200
	FG%: .592	FT%: .607								

SCORE BY PERIODS				ATTENDANCE: 16,637
Iowa	27	31	58	
Purdue	32	43	75	

WICHITA STATE 60, IOWA 56 (2nd Round)
March 15, 1981, Wichita, KS

Iowa -- 56										
Name	FG	FT	RB	PF	TP	A	TO	BK	S	MIN
Brookins	6-8	4-6	3	3	16	3	2	0	2	35
Waite	2-4	1-1	3	4	3	0	2	0	0	19
Kraficisin	6-13	1-3	7	5	13	0	1	0	2	24
Arnold	5-10	2-2	1	0	12	2	3	0	0	35
Boyle	2-10	0-0	1	5	4	3	3	0	4	35
Carfino	0-1	0-0	1	1	0	0	0	0	0	10
Johnson	1-2	0-0	1	0	2	0	0	0	0	4
Hansen	1-1	0-0	2	2	2	2	3	0	0	14
Gannon	1-5	0-0	6	3	2	0	1	0	1	24
Team			1							
Totals	24-54	8-12	26	23	56	10	15	0	10	200
	FG%: .444	FT%: .667								

Wichita State -- 60										
Name	FG	FT	RB	PF	TP	A	TO	BK	S	MIN
Carr	6-15	8-10	12	3	20	1	3	5	3	39
Jackson	2-5	0-0	3	4	4	2	4	0	1	35
Levingston	10-18	5-8	16	2	25	1	5	0	0	39
Smithson	1-2	4-6	2	3	6	5	2	0	1	40
Martin	2-4	0-0	1	3	4	1	2	0	0	11
Gibbs	0-2	0-0	1	2	0	2	2	0	0	12
Jones	0-1	1-2	2	1	1	0	2	0	0	9
Papke	0-2	0-0	0	2	0	1	0	0	0	14
Denny	0-0	0-0	0	0	0	0	0	0	0	1
Team			2							
Totals	21-49	18-26	39	20	60	13	20	5	5	200
	FG%: .428	FT%: .692								

SCORE BY PERIODS				ATTENDANCE: 10,666
Iowa	36	20	56	
Wichita State	25	35	60	

IOWA 70, NORTHEAST LOUISIANA 63 (1st Round)
March 12, 1982, Pullman, WA

Iowa -- 70										
Name	FG	FT	RB	PF	TP	A	TO	BK	S	MIN
Boyle	4-8	3-3	6	5	11	2	0	1	0	32
Payne	0-6	1-4	14	4	1	0	4	1	0	30
Stokes	5-10	1-2	6	3	11	0	3	3	1	21
Hansen	7-14	5-5	4	4	19	2	7	1	2	31
Arnold	5-9	4-4	4	3	14	1	2	0	0	39
Carfino	4-5	4-4	0	2	12	5	2	0	1	31
Anderson	0-0	0-0	0	0	0	0	0	0	0	1
Gannon	1-5	0-0	2	1	2	2	1	0	0	15
Team			5							
Totals	26-57	18-22	41	22	70	12	19	6	4	200
	FG%: .456	FT%: .818								

Northeast Louisiana -- 63										
Name	FG	FT	RB	PF	TP	A	TO	BK	S	MIN
Wilson	6-15	6-8	10	3	18	1	2	0	1	37
Martin	6-15	4-5	11	1	16	0	4	0	0	40
Morris	5-16	5-6	7	4	15	0	4	0	1	40
Butler	5-10	0-0	2	3	10	0	2	0	0	36
Richard	2-6	0-0	0	5	4	1	3	0	0	32
Douglas	0-2	0-0	0	0	0	1	0	0	0	5
Dean	0-1	0-1	1	1	0	0	1	0	0	7
Williams	0-0	0-0	1	1	0	0	0	0	0	3
Totals	24-65	15-20	38	18	63	3	16	0	2	200
	FG%: .369	FT%: .750								

SCORE BY PERIODS				ATTENDANCE: 9,420
Iowa	28	42	70	
NE Louisiana	29	34	63	

IDAHO 69, IOWA 67 -- OT (2nd Round)
March 14, 1982, Pullman, WA

Iowa -- 67										
Name	FG	FT	RB	PF	TP	A	TO	BK	S	MIN
Hansen	5-12	1-2	4	3	11	1	2	0	0	44
Boyle	5-7	0-0	2	5	10	1	2	0	1	33
Payne	4-11	1-2	7	5	9	4	2	2	0	28
Carfino	4-6	0-0	4	5	8	3	2	0	0	25
Arnold	3-8	2-2	2	3	8	5	1	0	0	45
Berkenpas	1-2	0-0	0	0	2	0	1	0	0	4
Dennard	2-4	2-3	2	1	6	0	0	0	0	11
Anderson	2-4	1-3	2	0	5	1	0	0	0	22
Stokes	2-3	4-7	2	5	8	0	0	0	1	13
Team			9							
Totals	28-57	11-19	34	27	67	15	10	2	2	225
	FG%: .491	FT%: .579								

Idaho -- 69										
Name	FG	FT	RB	PF	TP	A	TO	BK	S	MIN
Herbert	1-6	2-2	3	3	4	1	3	0	0	45
Hopson	7-12	7-10	9	3	21	1	2	1	0	45
Smith	7-10	2-3	8	5	16	1	2	1	0	34
Kellerman	5-9	4-6	2	4	14	2	2	0	1	45
Owens	0-5	12-12	1	2	12	4	5	0	0	45
Prigge	0-2	2-2	0	1	2	0	0	0	0	11
Team			9							
Totals	20-44	29-35	33	18	69	9	14	2	1	225
	FG%: .455	FT%: .829								

SCORE BY PERIODS				ATTENDANCE: 12,340
Iowa	23	34	10	67
Idaho	33	24	12	69

IOWA 64, UTAH STATE 59 (1st Round)
March 18, 1983, Louisville, KY

Iowa - - 64										
Name	FG	FT	RB	PF	TP	A	TO	BK	S	MIN
Payne	2-9	2-2	10	5	6	1	3	2	1	35
Gannon	2-4	5-8	7	1	9	0	0	0	0	39
Stokes	7-12	3-4	9	4	17	0	3	1	1	31
Carfino	1-5	3-6	0	3	5	3	2	0	5	34
Hansen	8-20	8-8	7	3	24	0	1	0	0	38
Anderson	0-1	3-4	1	0	3	1	0	0	0	10
Banks	0-1	0-0	1	3	0	4	0	0	0	9
Berkenpas	0-2	0-0	0	0	0	1	0	0	0	2
Dennard	0-1	0-0	0	1	0	0	0	0	0	2
Team			1							
Totals	20-55	24-32	36	20	64	10	9	3	7	200
	FG%: .364	FT%: .750								

Utah State - - 59										
Name	FG	FT	RB	PF	TP	A	TO	BK	S	MIN
McCullough	4-8	4-4	7	4	12	3	4	0	0	33
Ence	3-6	2-3	5	4	8	3	1	0	1	35
Grant	7-15	3-5	10	2	17	3	3	3	0	37
Washington	2-4	0-0	0	5	4	0	5	0	0	27
McMullin	2-6	0-2	4	3	4	1	1	0	0	35
Harries	1-3	0-0	1	2	2	0	3	1	0	9
Peterson	3-3	0-0	2	2	6	0	1	0	0	11
Rotta	1-2	4-5	1	2	6	0	0	0	0	13
Team			2							
Totals	23-47	13-19	32	24	59	10	18	4	1	200
	FG%: .489	FT%: .684								

SCORE BY PERIODS				ATTENDANCE: 12,745	
Iowa		30	34	64	
Utah State		37	22	59	

IOWA 77, MISSOURI 63 (2nd Round)
March 20, 1983, Louisville, KY

Iowa - - 77										
Name	FG	FT	RB	PF	TP	A	TO	BK	S	MIN
Payne	7-12	5-6	7	3	19	1	1	1	2	39
Gannon	4-6	3-5	9	2	11	4	1	0	1	38
Stokes	7-11	8-10	6	2	22	2	1	3	0	39
Carfino	3-4	2-3	5	3	8	2	2	0	2	36
Hansen	4-12	7-8	6	3	15	3	5	0	0	37
Banks	1-1	0-1	1	1	2	1	0	0	0	7
Anderson	0-0	0-0	0	0	0	0	0	0	1	1
King	0-0	0-0	0	0	0	0	0	0	0	1
Dennard	0-0	0-0	1	0	0	0	0	0	0	1
Lohaus	0-0	0-0	0	0	0	0	0	0	0	1
Team			1							
Totals	26-46	25-33	36	14	77	13	10	4	6	200
	FG%: .565	FT%: .758								

Missouri - - 63										
Name	FG	FT	RB	PF	TP	A	TO	BK	S	MIN
Cavener	4-9	1-2	10	4	9	1	4	0	1	37
Jones	2-4	2-2	5	4	6	2	0	0	0	24
Stipanovich	3-11	0-0	8	5	6	1	2	1	1	33
Bridges	5-7	0-1	2	4	10	2	2	0	0	35
Sundvold	14-24	1-2	1	3	29	2	2	0	0	39
Dressler	0-4	0-0	1	2	0	2	0	0	1	18
Walker	0-0	0-0	0	0	0	0	0	0	0	1
Moody	0-2	0-2	0	3	0	1	0	0	0	10
Roundtree	0-0	0-0	0	0	0	0	0	0	0	1
Laurie	1-1	1-2	0	0	3	0	0	0	0	1
Musser	0-0	0-0	1	0	0	0	0	0	0	1
Totals	29-62	5-11	28	25	63	11	10	1	3	200
	FG%: .468	FT%: .455								

SCORE BY PERIODS				ATTENDANCE: 14,105	
Iowa		32	45	77	
Missouri		20	43	63	

VILLANOVA 55, IOWA 54 (Sweet 16)
March 25, 1983, Kansas City, MO

Iowa - - 54										
Name	FG	FT	RB	PF	TP	A	TO	BK	S	MIN
Payne	1-6	1-2	2	5	3	1	2	0	0	24
Gannon	2-5	0-0	1	3	4	0	1	0	2	30
Stokes	10-15	2-4	11	3	22	1	3	1	2	39
Carfino	1-7	0-0	5	3	2	5	1	0	4	39
Hansen	9-15	3-4	8	2	21	3	2	0	0	40
Banks	1-4	0-1	2	0	2	0	1	1	1	23
Anderson	0-1	0-0	0-0	0	0	1	0	0	0	5
Team			1							
Totals	24-53	6-11	30	16	54	10	10	2	9	200
	FG%: .463	FT%: .545								

Villanova - - 55										
Name	FG	FT	RB	PF	TP	A	TO	BK	S	MIN
Pressley	1-5	0-0	3	0	2	3	1	1	1	24
Pickney	2-6	4-4	11	4	8	3	1	1	2	38
Pinone	6-12	6-6	9	4	18	1	3	1	1	39
Gringer	5-9	1-4	1	1	11	4	4	0	1	39
McClain	5-9	0-0	1	3	10	1	3	0	1	30
McLain	0-1	2-2	0	2	2	0	1	0	0	9
Hulquin	2-2	0-0	1	4	4	1	0	0	0	11
Dobbs	0-0	0-0	0	0	0	0	0	0	0	1
Team			1							
Totals	21-44	13-16	27	18	55	13	13	3	6	200
	FG%: .477	FT%: .813								

SCORE BY PERIODS				ATTENDANCE: 17,036	
Iowa		24	30	54	
Villanova		24	31	55	

ARKANSAS 63, IOWA 54 (1st Round)
March 14, 1985, Salt Lake City, UT

Iowa - - 54										
Name	FG	FT	RB	PF	TP	A	TO	BK	S	MIN
Payne	1-4	0-0	4	2	2	1	2	1	3	33
Lorenzen	1-3	0-2	3	3	2	0	2	0	1	21
Stokes	6-12	2-2	8	5	14	2	5	0	0	32
Banks	3-8	0-1	5	3	6	6	3	0	2	35
Berkenpas	8-17	0-0	2	3	16	2	0	0	4	31
Wright	5-7	4-7	5	3	14	2	3	0	1	25
Reaves	0-2	0-0	0	1	0	1	0	0	1	8
Jones	0-1	0-2	1	2	0	1	0	0	0	3
Moe	0-2	0-0	0	0	0	2	0	0	0	7
Morgan	0-1	0-0	0	0	0	0	1	0	0	1
Snedeker	0-0	0-0	1	1	0	0	0	0	0	3
Hill	0-0	0-0	0	1	0	1	0	0	0	1
Team			4							
Totals	24-57	6-15	33	24	54	18	16	1	12	200
	FG%: .421	FT%: .400								

Arkansas - - 63										
Name	FG	FT	RB	PF	TP	A	TO	BK	S	MIN
Mills	2-6	6-8	3	4	10	5	7	0	1	27
Balentine	6-7	2-2	8	4	14	3	1	0	3	39
Kleine	10-17	5-8	14	3	25	0	3	0	2	38
Hutchinson	0-3	4-7	3	3	4	5	3	0	2	30
Freeman	3-5	0-0	4	0	6	2	2	0	1	28
Rehl	1-2	0-0	0	2	2	1	0	0	0	6
Irvin	1-6	0-0	1	0	2	0	0	0	0	14
Moore	0-0	0-0	1	0	0	0	0	0	0	9
Lang	0-0	0-2	0	2	0	0	1	1	0	8
Poerschke	0-0	0-0	0	0	0	0	0	0	1	1
Team			5							
Totals	23-46	17-27	39	18	63	16	17	1	10	200
	FG%: .500	FT%: .629								

SCORE BY PERIODS				ATTENDANCE: 6,928	
Iowa		33	21	54	
Arkansas		26	37	63	

NC STATE 66, IOWA 64 (1st Round)

March 14, 1986, Minneapolis, MN

Iowa - - 64

Name	FG	FT	RB	PF	TP	A	TO	BK	S	MIN
Wright	5-8	5-5	7	5	15	1	2	0	1	33
Marble	5-11	5-12	5	3	15	1	1	1	1	36
Lorenzen	3-5	2-4	5	5	8	0	0	0	0	25
Jones	3-7	2-2	1	1	8	1	1	0	1	30
Banks	8-13	0-0	4	2	16	0	1	0	2	40
Moe	1-3	0-1	0	1	2	1	1	0	0	14
Horton	0-0	0-2	1	4	0	0	0	0	1	10
Lohaus	0-1	0-0	1	0	0	0	1	0	0	11
Others	0-0	0-0	0	0	0	0	0	0	0	2
Team			7							
Totals	25-48	14-26	31	21	64	4	7	1	6	200
FG%:	.520	FT%:	.538							

North Carolina State - - 66

Name	FG	FT	RB	PF	TP	A	TO	BK	S	MIN
Bolton	5-7	3-4	6	5	13	2	0	0	0	33
Shackleford	5-10	0-3	8	3	10	0	0	0	1	35
Washburn	8-20	2-7	9	2	18	2	2	0	1	34
McMillan	5-10	5-6	6	4	15	3	4	0	1	40
Myers	2-8	0-0	2	3	4	0	2	0	1	36
Brown	1-2	0-0	2	0	2	0	0	0	0	10
Others	2-4	0-1	2	2	4	1	0	0	1	12
Team			7							
Totals	28-61	10-21	42	19	66	8	8	0	5	200
FG%:	.459	FT%:	.476							

SCORE BY PERIODS

Iowa	39	25	64
NC State	36	30	66

ATTENDANCE: 27,444

IOWA 99, SANTA CLARA 76 (1st Round)

March 13, 1987, Tucson, AZ

Iowa - - 99

Name	FG	3-PT	FT	RB	PF	TP	A	TO	BK	S	MIN
Wright	1-4	0-0	2-4	3	3	4	0	2	0	1	18
Marble	8-10	0-2	0-0	7	1	16	2	2	1	2	22
Lohaus	2-4	0-1	2-2	1	0	6	1	1	0	0	18
Armstrong	1-3	0-1	0-0	1	1	2	4	1	0	2	18
Gamble	8-8	0-0	2-2	1	2	18	1	0	0	2	18
Moe	3-5	2-3	4-4	4	3	12	1	2	0	0	17
Horton	4-7	0-0	3-4	2	2	11	1	1	0	1	14
Jones	0-4	0-0	4-6	5	2	4	1	1	0	2	15
Lorenzen	4-6	0-1	0-0	4	3	8	1	1	0	1	16
Reaves	2-2	0-0	5-6	3	1	9	0	4	0	1	14
Hill	0-2	0-0	1-2	4	1	1	1	2	0	0	9
Morgan	2-4	0-0	0-0	3	2	4	0	2	0	1	11
Jepsen	1-2	0-0	0-1	3	3	2	0	1	0	0	5
Jewell	1-2	0-0	0-0	0	0	2	1	0	0	0	5
Team				2							
Totals	37-63	2-8	23-31	43	24	99	14	20	1	13	200
FG%:	.587	3-PT%:	.250	FT%:	.742						

Santa Clara - - 76

Name	FG	3-PT	FT	RB	PF	TP	A	TO	BK	S	MIN
Gordon	9-14	0-0	6-6	6	3	24	0	3	0	0	37
Moody	0-5	0-2	1-2	2	4	1	1	3	0	0	17
Weiss	2-4	0-0	5-7	2	2	9	1	1	0	0	28
Appiah	1-6	0-0	2-3	2	4	4	2	2	0	0	24
Lane	6-11	2-2	4-4	1	4	18	3	3	0	4	33
Horvath	1-1	0-0	0-0	1	1	2	0	3	0	1	17
Burley	4-12	3-9	0-0	0	3	11	2	4	0	0	20
McPherson	0-2	0-0	0-0	3	1	0	0	1	1	0	13
Others	2-2	1-1	2-4	3	1	7	0	1	0	0	11
Team				3							
Totals	25-57	6-14	20-26	23	23	76	9	21	1	5	200
FG%:	.439	3-PT%:	.429	FT%:	.769						

SCORE BY PERIODS

Iowa	51	48	99
Santa Clara	22	54	76

ATTENDANCE: 13,214

IOWA 84, TEXAS-EL PASO 82 (2nd Round)

March 15, 1987, Tucson, AZ

Iowa - - 84

Name	FG	3-PT	FT	RB	PF	TP	A	TO	BK	S	MIN
Marble	9-14	0-1	10-11	7	1	28	3	4	1	1	36
Gamble	6-9	0-1	2-3	4	3	14	2	3	0	1	32
Lohaus	2-7	2-4	1-2	5	0	7	2	2	1	1	30
Armstrong	5-8	3-4	3-4	2	0	16	1	3	0	0	29
Wright	2-3	0-0	3-5	4	1	7	1	4	1	0	20
Jones	0-0	0-0	0-0	3	0	0	0	2	0	0	7
Moe	2-4	1-3	0-0	0	1	5	1	1	0	0	12
Horton	1-4	0-0	1-2	6	5	3	1	1	0	0	20
Lorenzen	2-2	0-0	0-2	2	1	4	3	0	0	0	10
Reaves	0-0	0-0	0-0	0	0	0	1	0	0	0	4
Team				4							
Totals	29-51	6-13	20-29	37	12	84	15	20	3	3	200
FG%:	.569	3-PT%:	.462	FT%:	.690						

Texas-El Paso - - 82

Name	FG	3-PT	FT	RB	PF	TP	A	TO	BK	S	MIN
Sandle	4-6	0-1	0-0	4	5	8	1	0	0	1	24
Gates	4-13	1-4	1-2	3	4	10	1	1	0	1	31
Richmond	6-11	0-0	6-7	5	2	18	0	1	1	2	29
Hardaway	5-7	1-1	0-0	2	3	11	6	0	1	2	29
Jackson	7-17	2-5	0-1	1	2	16	3	2	0	5	30
Blocker	4-12	1-2	0-2	2	3	9	4	2	0	1	23
Campbell	5-9	0-0	0-0	5	2	10	1	3	0	0	25
Stallworth	0-0	0-0	0-0	0	2	0	0	1	0	1	7
Davis	0-1	0-0	0-0	1	0	0	0	1	0	0	2
Team				5							
Totals	35-76	5-13	7-12	28	23	82	16	11	2	13	200
FG%:	.461	3-PT%:	.385	FT%:	.583						

SCORE BY PERIOD

Iowa	38	46	84
Texas-El Paso	42	40	82

ATTENDANCE: 13,214

IOWA 93, OKLAHOMA 91 -- OT (Sweet 16)

March 20, 1987, Seattle, WA

Iowa - - 93

Name	FG	3-PT	FT	RB	PF	TP	A	TO	BK	S	MIN
Marble	4-13	0-0	3-5	7	2	11	2	5	0	0	43
Lohaus	4-8	1-2	0-0	5	2	9	3	1	1	1	33
Wright	4-9	0-0	2-2	5	5	10	1	0	1	0	26
Armstrong	4-8	2-4	6-6	3	1	16	10	2	0	1	38
Gamble	11-13	2-2	2-6	3	1	26	4	1	1	2	31
Jones	0-0	0-0	0-0	0	1	0	0	0	0	0	1
Moe	2-8	0-3	1-2	3	1	5	0	1	0	0	18
Horton	2-5	0-0	2-2	4	4	6	1	3	0	2	19
Lorenzen	3-5	0-0	4-4	5	3	10	0	2	0	0	10
Reaves	0-0	0-0	0-0	1	0	0	0	0	0	0	6
Team				6							
Totals	34-69	5-11	20-27	42	20	93	21	15	3	6	225
FG%:	.493	3-PT%:	.455	FT%:	.741						

Oklahoma - - 91

Name	FG	3-PT	FT	RB	PF	TP	A	TO	BK	S	MIN
Kennedy	8-16	0-0	0-1	3	4	16	4	2	0	1	40
Johnson	8-12	0-0	4-8	12	3	20	0	4	0	1	36
Grant	6-12	0-0	3-3	7	4	15	1	2	3	0	36
Grace	2-4	0-2	2-2	0	4	6	8	1	0	7	26
McCalister	9-18	7-11	1-5	6	2	26	3	3	0	4	45
King	1-4	0-0	0-1	2	2	2	0	0	2	1	13
Watson	0-0	0-0	0-0	0	1	0	0	0	0	0	4
Sieger	2-6	0-1	2-4	3	1	6	5	1	0	0	25
Team				7							
Totals	36-72	7-14	12-24	40	21	91	21	13	5	14	225
FG%:	.500	3-PT%:	.500	FT%:	.500						

SCORE BY PERIODS

Iowa	40	45	85
Oklahoma	41	44	85

ATTENDANCE: 22,914

NEVADA-LAS VEGAS 84, IOWA 81 (Elite Eight)
March 22, 1987, Seattle, WA

Iowa -- 81												
Name	FG	3-PT	FT	RB	PF	TP	A	TO	BK	S	MN	
Marble	3-11	0-1	3-7	6	3	9	5	4	0	1	35	
Lohaus	4-6	0-1	4-5	7	2	12	1	2	0	1	29	
Wright	3-5	0-0	2-4	3	3	8	4	2	0	2	26	
Armstrong	6-12	0-1	6-7	2	1	18	2	1	0	1	32	
Gamble	7-11	1-2	3-3	3	4	18	2	4	0	1	27	
Reaves	2-2	0-0	0-0	1	1	4	1	2	0	1	8	
Jones	0-0	0-0	0-0	0	0	0	0	0	0	0	2	
Moe	1-2	1-1	1-2	1	3	4	0	1	0	0	16	
Horton	4-5	0-0	0-1	4	2	8	1	1	0	0	14	
Lorenzen	0-0	0-0	0-0	1	3	0	2	1	0	0	11	
Team				5								
Totals	30-54	2-6	19-29	33	22	81	18	18	0	7	200	
	FG%: .556	3-PT%: .333	FT%: .655									

Nevada-Las Vegas -- 84												
Name	FG	3-PT	FT	RB	PF	TP	A	TO	BK	S	MN	
Paddio	7-16	4-11	2-2	4	3	20	2	2	0	0	29	
Gilliam	11-16	0-0	5-6	10	4	27	0	2	2	2	38	
Basnight	3-3	0-0	1-2	2	4	7	0	1	0	1	25	
Wade	1-2	1-1	0-0	4	4	3	12	4	0	2	35	
Banks	5-20	4-13	3-5	3	1	17	5	1	0	0	37	
Robinson	0-0	0-0	0-0	0	0	0	0	0	1	1	4	
West	0-0	0-0	0-0	0	1	0	0	0	0	0	1	
Graham	3-10	2-5	2-2	1	4	10	2	2	0	0	14	
Hudson	0-1	0-0	0-0	6	3	0	1	1	0	0	15	
Willard	0-0	0-0	0-0	1	2	0	0	1	0	0	2	
Team				2								
Totals	30-68	11-30	13-17	33	26	84	22	15	3	6	200	
	FG%: .441	3-PT%: .367	FT%: .765									

SCORE BY PERIODS				ATTENDANCE: 27,914			
Iowa	58	23	81				
UNLV	42	42	84				

IOWA 102, FLORIDA STATE 98 (1st Round)
March 18, 1988, Los Angeles, CA

Iowa -- 102												
Name	FG	3-PT	FT	RB	PF	TP	A	TO	BK	S	MN	
Hill	4-5	0-0	2-3	8	2	10	2	2	0	0	26	
Marble	3-6	0-0	8-10	7	4	14	1	1	0	0	27	
Horton	6-7	0-0	2-4	6	4	14	2	2	0	0	32	
Armstrong	8-14	3-6	16-20	0	1	35	3	2	0	1	33	
Moe	4-7	2-5	3-4	2	1	13	0	1	0	1	27	
Reaves	2-5	1-3	0-0	0	0	5	1	0	0	0	20	
Jones	5-8	0-0	1-2	3	2	11	2	1	0	2	22	
Morgan	0-1	0-0	0-0	0	0	0	3	0	0	0	13	
Team				1								
Totals	32-53	6-14	32-43	27	14	102	14	9	0	4	200	
	FG%: .604	3-PT%: .429	FT%: .744									

Florida State -- 98												
Name	FG	3-PT	FT	RB	PF	TP	A	TO	BK	S	MN	
Johnson	4-5	3-3	1-1	0	3	12	3	0	0	1	26	
Dawson	13-21	0-0	4-5	4	5	30	1	2	0	2	35	
Hunter	2-6	0-0	0-0	9	3	4	1	1	0	0	25	
Mayes	7-14	2-7	1-2	3	5	17	2	1	0	0	30	
McCloud	8-19	5-13	0-1	3	5	21	0	2	0	0	35	
Polite	1-3	0-0	2-2	4	1	4	0	2	0	0	16	
Fitchett	1-2	1-2	0-0	3	1	3	1	1	0	0	10	
Boyd	3-4	1-1	0-0	2	4	7	2	1	0	0	11	
Mitchell	0-1	0-0	0-0	1	5	0	0	3	0	0	10	
White	0-0	0-0	0-0	0	0	0	0	0	0	0	2	
Team				7								
Totals	39-75	12-26	8-11	36	32	98	10	13	0	3	200	
	FG%: .520	3-PT%: .462	FT%: .727									

SCORE BY PERIODS				ATTENDANCE: 12,591			
Iowa	51	51	102				
Florida State	46	52	98				

IOWA 104, NEVADA-LAS VEGAS 86 (2nd Round)
March 20, 1988, Los Angeles, CA

Iowa -- 104												
Name	FG	3-PT	FT	RB	PF	TP	A	TO	BK	S	MN	
Jones	5-10	0-0	2-2	6	2	12	2	2	0	3	28	
Marble	7-12	0-0	8-10	5	0	22	3	1	0	3	30	
Horton	10-16	0-0	4-11	9	3	24	0	2	2	0	32	
Moe	7-10	3-6	7-9	1	1	24	5	1	0	1	25	
Armstrong	2-7	0-3	5-6	2	2	9	7	3	0	2	33	
Reaves	0-1	0-1	2-4	5	1	2	2	4	0	1	20	
Hill	3-3	0-0	2-2	3	3	8	0	2	0	1	15	
Morgan	1-3	0-0	1-2	1	0	3	0	1	0	0	10	
Jepsen	0-0	0-0	0-0	0	0	0	0	0	0	1	0	2
Jewell	0-0	0-0	0-0	0	1	0	0	0	0	0	3	
Westen	0-0	0-0	0-0	0	0	0	0	0	0	0	2	
Team				2								
Totals	35-62	3-10	31-46	34	13	104	19	16	3	11	200	
	FG%: .565	3-PT%: .300	FT%: .674									

Nevada-Las Vegas -- 86												
Name	FG	3-PT	FT	RB	PF	TP	A	TO	BK	S	MN	
Basnight	1-1	0-0	0-0	6	5	2	0	4	0	0	15	
Paddio	12-26	8-19	2-2	6	3	34	2	0	0	1	38	
Todd	0-1	0-0	0-0	3	2	0	0	3	0	0	14	
Augmon	5-6	0-0	0-1	10	4	10	4	5	0	2	37	
James	8-19	1-5	4-4	2	4	21	4	6	0	2	31	
Robinson	2-4	0-0	0-0	4	5	4	0	2	1	0	24	
Rossum	4-10	1-3	2-2	2	2	11	1	0	0	0	24	
Cvijanovich	2-4	0-2	0-1	1	3	4	0	1	0	1	14	
Willard	0-6	0-0	0-0	3	0	0	0	0	1	0	3	
Team				4				2				
Totals	34-77	10-29	8-10	41	28	86	11	23	2	6	200	
	FG%: .442	3-PT%: .345	FT%: .800									

SCORE BY PERIODS				ATTENDANCE: 12,591			
Iowa	51	53	104				
UNLV	39	47	86				

ARIZONA 99, IOWA 79 (Sweet 16)
March 25, 1988, Seattle, WA

Iowa -- 79												
Name	FG	3-PT	FT	RB	PF	TP	A	TO	BK	S	MN	
Jones	4-6	0-1	4-6	6	3	12	3	0	0	1	31	
Marble	6-15	0-1	2-3	5	3	14	2	1	0	1	36	
Horton	2-5	0-0	0-0	3	5	4	0	2	0	1	22	
Moe	4-9	3-8	0-0	1	3	11	1	4	0	1	26	
Armstrong	11-21	3-7	2-3	1	1	27	7	5	0	3	34	
Hill	4-5	0-0	1-2	7	5	9	0	3	0	0	23	
Reaves	1-6	0-3	0-0	3	1	2	1	2	0	1	20	
Jewell	0-0	0-0	0-0	2	1	0	0	0	0	0	2	
Jepsen	0-0	0-0	0-0	0	0	0	0	0	0	0	2	
Morgan	0-0	0-0	0-0	0	1	0	0	0	0	0	4	
Team				2								
Totals	32-67	6-20	9-14	30	23	79	14	17	0	8	200	
	FG%: .478	3-PT%: .300	FT%: .643									

Arizona -- 99												
Name	FG	3-PT	FT	RB	PF	TP	A	TO	BK	S	MN	
Elliott	11-18	1-5	2-2	3	3	25	8	4	0	2	39	
Cook	8-12	0-0	3-3	6	2	19	0	1	1	0	31	
Tolbert	7-13	0-0	3-4	9	2	17	1	4	0	3	36	
Kerr	5-11	5-10	2-3	4	2	17	8	0	0	1	39	
McMillan	2-6	2-5	2-2	2	3	8	4	0	0	1	22	
Lofton	2-3	1-2	1-2	0	1	6	1	1	0	3	11	
Mason	2-3	2-2	0-1	1	0	6	0	1	0	0	8	
Turner	0-0	0-0	1-2	1	3	1	0	0	0	0	7	
Others	0-0	0-0	0-0	1	0	0	0	2	0	2	7	
Team				5								
Totals	37-66	11-24	14-19	32	16	99	22	13	1	12	200	
	FG%: .561	3-PT%: .458	FT%: .737									

SCORE BY PERIODS				ATTENDANCE: 23,229			
Iowa	34	45	79				
Arizona	38	61	99				

IOWA 87, RUTGERS 83 (1st Round)

March 17, 1989, Providence, RI

Iowa -- 87

Name	FG	3-PT	FT	RB	PF	TP	A	TO	BK	S	MN
Horton	3-7	0-0	1-3	5	4	7	2	3	0	3	31
Bullard	3-4	2-3	1-1	11	1	9	2	4	0	0	29
Jepsen	1-1	0-0	0-0	4	2	2	1	1	0	0	18
Armstrong	12-19	6-9	5-6	2	1	35	5	3	0	3	36
Marble	9-13	1-2	5-7	4	2	24	2	4	0	0	37
Moses	2-4	0-0	0-1	3	2	4	0	0	0	0	18
Lookingbill	1-1	0-0	0-0	2	1	2	0	1	0	1	11
Garner	2-3	0-0	0-1	0	3	4	6	4	0	0	16
Skinner	0-0	0-0	0-0	0	0	0	0	0	0	0	1
Team				1							
Totals	33-52	9-14	12-19	32	16	87	18	20	0	7	200
FG%:	.635	3-PT%:	.643	FT%:	.632						

Rutgers -- 87

Name	FG	3-PT	FT	RB	PF	TP	A	TO	BK	S	MN
Ward	3-3	0-0	0-1	5	2	6	1	1	0	0	18
Salvage	8-18	4-9	6-6	4	3	26	2	3	0	0	34
Duckett	6-13	0-0	0-0	7	3	12	0	3	2	0	32
Dadlka	4-14	2-9	0-0	0	5	10	4	1	0	6	39
Carter	7-8	0-0	0-1	1	3	14	5	5	0	3	34
Perry	1-3	0-1	0-0	5	3	2	0	1	0	0	21
Everson	0-0	0-0	0-0	0	0	0	0	2	0	0	3
Dixon	1-2	0-0	1-2	1	0	3	1	0	0	0	7
Smith	0-1	0-0	0-0	0	0	0	0	0	0	0	2
McInnis	0-0	0-0	0-0	2	0	0	0	1	0	0	10
Team				2							
Totals	30-62	6-19	7-10	27	19	73	13	17	2	9	200
FG%:	.484	3-PT%:	.316	FT%:	.700						

SCORE BY PERIODS

Iowa	45	42	87
Rutgers	39	34	73

ATTENDANCE: 12,106

NC STATE 102, IOWA 96 -- 2OT (2nd Round)

March 19, 1989, Providence, RI

Iowa -- 96

Name	FG	3-PT	FT	RB	PF	TP	A	TO	BK	S	MN
Horton	13-22	0-1	6-6	12	4	32	3	2	0	1	46
Bullard	2-9	0-3	4-4	4	1	8	4	2	0	0	34
Jepsen	2-3	0-0	0-0	3	2	4	0	0	0	0	21
Armstrong	7-13	2-4	4-4	3	3	20	5	1	1	1	46
Marble	10-23	2-5	2-3	7	3	24	3	2	1	2	44
Moses	0-4	0-0	0-0	1	3	0	0	1	0	0	11
Garner	0-0	0-0	2-2	2	2	2	5	3	0	0	31
Lookingbill	2-2	0-0	2-2	0	4	6	2	0	0	0	17
Team				3							
Totals	36-76	4-13	20-21	35	22	96	22	11	2	4	250
FG%:	.474	3-PT%:	.308	FT%:	.952						

North Carolina State -- 102

Name	FG	3-PT	FT	RB	PF	TP	A	TO	BK	S	MN
Howard	8-12	0-0	0-0	6	3	16	2	3	2	2	45
Brown	5-7	1-1	3-6	4	5	14	0	1	1	0	43
Lester	4-7	0-0	2-2	9	4	10	1	1	7	1	43
Corchiani	5-8	2-2	4-6	3	4	16	10	3	1	1	49
Monroe	13-21	4-10	10-11	4	2	40	4	1	0	1	47
Weems	1-1	0-0	0-0	0	1	2	2	1	0	0	9
D'Amico	0-1	0-0	0-0	0	1	0	0	0	0	0	7
Hinnart	0-0	0-0	4-4	0	0	4	0	0	0	0	4
Lee	0-0	0-0	0-0	0	0	0	0	1	0	0	3
Team				1							
Totals	36-57	7-13	23-29	27	20	102	19	11	11	5	250
FG%:	.632	3-PT%:	.538	FT%:	.793						

SCORE BY PERIODS

Iowa	41	34	8	13	96
NC State	31	34	8	19	102

ATTENDANCE: 12,106

IOWA 76, EAST TENNESSEE STATE 73 (1st Round)

March 14, 1991, Minneapolis, MN

Iowa -- 76

Name	FG	3-PT	FT	RB	PF	TP	A	TO	BK	S	MN
Davis	3-4	1-1	4-4	4	1	11	0	2	0	2	20
Street	0-3	0-0	2-4	7	2	2	3	2	0	5	23
Winters	3-4	0-0	0-0	6	2	6	1	6	1	0	20
Skinner	4-4	4-4	2-2	3	4	14	3	3	0	0	29
Moses	5-9	2-3	2-2	5	1	14	0	4	0	2	34
Earl	4-9	0-0	10-14	6	4	18	1	3	2	0	32
Smith	2-5	0-1	1-2	2	1	5	1	2	0	0	15
Barnes	3-10	0-1	0-0	3	0	6	1	0	0	2	22
Webb	0-0	0-0	0-0	1	0	0	0	0	0	0	5
Team				2							
Totals	24-48	7-10	21-28	39	15	76	10	22	3	11	200
FG%:	.500	3-PT%:	.700	FT%:	.750						

East Tennessee State -- 73

Name	FG	3-PT	FT	RB	PF	TP	A	TO	BK	S	MN
English	11-17	0-0	3-3	10	3	25	0	3	0	3	36
Story	2-5	0-1	3-4	4	5	7	0	1	0	3	22
Jones	1-2	0-0	1-4	3	4	3	1	1	1	2	22
Jennings	4-13	3-8	0-0	4	3	11	13	0	0	2	37
Geer	3-7	1-4	0-1	1	1	7	0	1	0	1	22
Pelphrey	3-10	2-6	0-0	1	5	8	1	4	0	1	27
Silvers	2-4	0-0	0-0	0	0	4	1	2	0	1	10
West	3-7	2-6	0-0	1	1	8	1	1	0	1	20
Palmer	0-0	0-0	0-0	0	0	0	1	0	0	0	3
Hayes	0-0	0-0	0-0	0	0	0	0	0	0	0	1
Team				2							
Totals	29-65	8-25	7-12	26	22	73	18	13	1	14	200
FG%:	.446	3-PT%:	.320	FT%:	.583						

SCORE BY PERIODS

Iowa	33	43	76
E. Tennessee St.	37	36	73

ATTENDANCE: 25,759

DUKE 85, IOWA 70 (2nd Round)

March 16, 1991, Minneapolis, MN

Iowa -- 70

Name	FG	3-PT	FT	RB	PF	TP	A	TO	BK	S	MN
Winters	1-3	0-0	0-1	4	2	2	1	0	0	0	18
Moses	10-14	3-4	0-0	0	5	23	0	2	0	1	23
Street	2-2	0-0	1-3	4	4	5	1	3	0	0	25
Davis	5-9	0-0	1-2	3	4	11	0	5	0	1	21
Skinner	1-5	1-5	4-5	0	4	7	3	4	0	0	25
Smith	0-6	0-1	1-2	2	0	1	6	3	0	2	19
Earl	6-9	0-0	3-5	6	4	15	1	2	4	2	32
Webb	0-0	0-0	2-2	0	1	2	0	0	0	0	6
Barnes	2-5	0-2	0-0	2	2	4	3	2	0	1	31
Team				8						1	
Totals	27-53	4-12	12-20	29	26	70	15	22	4	7	200
FG%:	.509	3-PT%:	.333	FT%:	.600						

Duke -- 85

Name	FG	3-PT	FT	RB	PF	TP	A	TO	BK	S	MN
Koubek	4-8	1-4	0-0	3	2	9	1	2	0	0	16
Hill	6-11	0-0	2-3	9	2	14	3	3	0	6	30
Laettner	5-7	1-1	8-9	4	4	19	2	2	0	2	31
Hurley	1-6	0-5	2-2	2	3	4	8	1	0	1	35
Hill	6-10	0-0	5-7	5	3	17	0	2	1	0	26
McCaffrey	4-9	0-0	2-4	3	1	10	2	2	0	3	27
Lang	0-0	0-0	1-2	2	2	1	0	1	0	0	7
Davis	3-6	0-0	2-2	5	0	8	2	2	0	0	22
Palmer	1-1	0-0	0-0	0	1	2	0	0	0	0	2
Buckley	0-0	0-0	0-0	2	0	0	0	0	0	0	1
Clark	0-0	0-0	1-4	0	0	1	1	0	0	0	2
Ast	0-0	0-0	0-0	0	0	0	0	0	0	0	1
Totals	30-58	2-10	23-33	35	18	85	19	15	1	12	200
FG%:	.517	3-PT%:	.200	FT%:	.697						

SCORE BY PERIODS

Iowa	29	41	70
Duke	44	41	85

ATTENDANCE: 28,114

IOWA 98, TEXAS 92 (1st Round)
March 19, 1992, Greensboro, NC

Iowa -- 98	FG	3-PT	FT	RB	PF	TP	A	TO	BK	S	MN
Moses	10-20	0-6	2-4	16	0	22	7	3	0	0	32
Street	6-8	1-2	3-4	9	3	16	0	1	0	1	32
Earl	11-17	0-0	3-6	5	2	25	0	1	3	0	33
Smith	0-0	0-0	1-2	1	1	1	5	2	0	0	21
Barnes	7-15	2-6	5-6	1	1	21	5	3	0	1	30
Skinner	0-0	0-0	0-1	1	1	0	3	1	0	1	19
Winters	3-4	0-0	3-4	3	4	9	1	1	0	1	13
Lookingbill	2-2	0-0	0-0	2	1	4	1	0	0	0	19
Webb	0-0	0-0	0-0	0	0	0	0	0	0	0	1
Team				3				1			
Totals	39-56	3-14	17-27	41	13	98	22	13	3	4	200
FG%:	.591	3-PT%:	.214	FT%:	.630						

Texas -- 92	FG	3-PT	FT	RB	PF	TP	A	TO	BK	S	MN
Williams	6-15	1-3	1-1	3	4	14	1	1	0	2	22
Cambridge	8-14	0-2	0-2	8	1	16	1	5	0	1	32
Burditt	1-2	0-0	0-0	8	3	2	2	0	0	0	39
Tyler	10-19	6-11	0-0	2	4	26	2	6	0	0	39
Rencher	9-20	5-11	3-3	5	5	26	6	1	0	2	34
Penders	0-0	0-0	0-0	0	2	0	0	0	0	0	1
Watson	1-2	1-2	0-0	0	1	3	3	0	0	0	13
Richardson	1-6	0-2	3-4	1	4	5	3	0	0	2	19
Houston	0-0	0-0	0-0	0	0	0	0	0	0	0	1
Team				8							
Totals	36-78	13-31	7-10	35	24	92	18	13	0	7	200
FG%:	.462	3-PT%:	.419	FT%:	.700						

SCORE BY PERIODS	ATTENDANCE: 15,800		
Iowa	49	49	98
Texas	42	50	92

DUKE 75, IOWA 62 (2nd Round)
March 21, 1992, Greensboro, NC

Iowa -- 62	FG	3-PT	FT	RB	PF	TP	A	TO	BK	S	MN
Moses	5-11	0-1	2-3	3	2	12	2	6	0	3	28
Street	3-3	0-0	1-2	1	5	7	1	0	1	1	19
Earl	8-17	0-0	3-4	12	4	19	0	6	8	3	37
Smith	0-3	0-0	0-0	0	2	0	3	4	0	1	18
Barnes	3-11	2-5	2-2	1	1	10	1	1	0	1	29
Skinner	1-3	1-2	2-2	0	2	5	4	1	0	1	22
Davis	2-4	0-0	0-0	2	0	4	1	0	0	0	9
Winters	0-3	0-1	0-2	5	5	0	2	3	1	2	20
Lookingbill	2-6	1-1	0-0	3	3	5	0	1	0	0	15
Webb	0-1	0-0	0-0	1	1	0	0	0	0	0	3
Team				5							
Totals	24-62	4-10	10-15	33	25	62	14	22	10	12	200
FG%:	.387	3-PT%:	.400	FT%:	.667						

Duke -- 75	FG	3-PT	FT	RB	PF	TP	A	TO	BK	S	MN
Lang	1-3	0-0	0-0	8	3	2	0	3	1	0	23
Davis	6-16	2-6	7-10	10	1	21	0	1	1	2	30
Laettner	6-12	0-2	7-7	8	3	19	1	5	3	4	37
Hurley	4-9	1-4	3-4	4	3	12	9	5	0	1	37
Hill	2-8	0-2	6-8	5	2	10	2	2	0	0	31
Clark	0-0	0-0	0-0	1	3	0	0	1	0	0	2
Blakeney	0-0	0-0	0-0	0	0	0	0	0	0	0	1
Burt	0-1	0-0	0-0	0	0	0	0	0	0	0	1
Hill	3-8	0-0	5-6	4	3	11	0	2	0	1	31
Parks	0-0	0-0	0-0	0	0	0	0	1	3	0	7
Team				6							
Totals	22-57	3-14	28-35	46	18	75	12	20	8	8	200
FG%:	.386	3-PT%:	.214	FT%:	.800						

SCORE BY PERIODS	ATTENDANCE: 15,800		
Iowa	24	38	62
Duke	48	27	75

IOWA 82, NORTHEAST LOUISIANA 69 (1st Round)
March 19, 1993, Nashville, TN

Iowa -- 82	FG	3-PT	FT	RB	PF	TP	A	TO	BK	S	MN
Winters	6-8	0-0	0-2	8	3	12	1	5	1	1	23
Lookingbill	3-5	0-2	0-0	4	0	6	2	3	0	1	25
Earl	10-18	0-0	3-3	15	1	23	1	3	5	0	32
Smith	0-1	0-0	2-2	3	3	2	3	6	0	2	25
Barnes	5-13	0-0	5-5	8	0	15	2	0	0	0	30
Webb	1-1	0-0	0-0	0	1	2	0	2	0	0	7
Murray	4-5	0-0	2-2	3	1	10	1	2	1	1	20
Millard	2-2	0-0	0-1	1	1	4	0	3	0	0	13
Bartels	1-2	1-2	0-0	2	1	3	2	0	0	3	10
Glasper	1-1	1-1	2-2	0	1	5	1	2	0	0	15
Team				1							
Totals	33-56	2-5	14-17	45	12	82	13	26	7	8	200
FG%:	.589	3-PT%:	.400	FT%:	.778						

Northeast Louisiana -- 69	FG	3-PT	FT	RB	PF	TP	A	TO	BK	S	MN
Davis	2-10	0-6	0-0	3	3	4	2	0	0	1	32
Stephen	6-13	0-0	1-2	5	3	13	2	5	0	2	39
Stuart	10-20	0-1	0-1	5	0	20	2	1	0	2	38
Johnson	8-16	0-1	0-2	4	5	16	4	7	0	3	35
Brown	5-8	3-5	1-1	1	0	14	3	3	0	1	35
Smith	0-1	0-0	0-0	0	1	0	0	0	0	0	2
Redmond	0-2	0-1	0-0	0	4	0	0	1	0	1	14
Enloe	0-0	0-0	0-0	1	1	0	1	0	0	0	4
Murray	1-1	0-0	0-0	0	0	2	0	0	0	0	1
Team				4							
Totals	32-71	3-14	2-6	23	17	69	14	17	0	10	200
FG%:	.451	3-PT%:	.214	FT%:	.333						

SCORE BY PERIODS	ATTENDANCE: 14,600		
Iowa	37	45	82
NE Louisiana	32	37	69

WAKE FOREST 84, IOWA 78 (2nd Round)
March 21, 1993, Nashville, TN

Iowa -- 78	FG	3-PT	FT	RB	PF	TP	A	TO	BK	S	MN
Winters	2-2	0-0	2-3	2	4	6	2	1	0	1	20
Lookingbill	6-9	3-5	0-0	4	4	15	1	4	0	1	25
Earl	7-12	0-0	2-3	7	2	16	2	1	0	1	34
Smith	3-6	1-3	0-0	1	0	7	9	0	0	0	30
Barnes	4-9	3-6	4-4	2	2	15	3	0	0	0	33
Millard	1-2	0-1	0-0	0	1	2	1	1	0	1	15
Murray	3-8	1-3	4-4	2	1	11	2	1	0	0	27
Glasper	0-0	0-0	0-0	1	1	0	2	0	0	1	10
Webb	2-2	0-0	2-2	1	0	6	0	1	0	0	6
Team				1							
Totals	28-50	8-18	14-16	20	15	78	22	9	0	5	200
FG%:	.560	3-PT%:	.444	FT%:	.875						

Wake Forest -- 84	FG	3-PT	FT	RB	PF	TP	A	TO	BK	S	MN
Owens	5-9	0-0	2-2	4	2	12	2	2	0	0	36
Rogers	12-17	2-5	7-11	10	1	33	0	2	0	2	38
Hicks	2-4	0-0	2-2	4	3	6	3	1	0	3	33
Harrison	1-5	1-4	0-0	1	1	3	4	3	0	0	23
Childress	8-11	5-7	4-4	1	0	25	6	2	0	2	36
Blucas	1-1	1-1	0-2	2	3	3	4	0	0	0	22
Banks	1-1	0-0	0-0	3	0	2	0	0	0	1	12
Team				1							
Totals	30-48	9-17	15-21	26	10	84	19	10	0	8	200
FG%:	.625	3-PT%:	.529	FT%:	.714						

SCORE BY PERIODS	ATTENDANCE: 14,600		
Iowa	38	40	78
Wake Forest	37	47	84

IOWA 81, GEORGE WASHINGTON 79 (1st Round)
March 15, 1996, Tempe, AZ

Iowa - - 81												
Name	FG	3-PT	FT	RB	PF	TP	A	TO	BK	S	MN	
Murray	5-6	0-0	4-6	7	0	14	5	3	0	2	29	
Settles	8-17	1-1	4-6	15	4	21	0	4	0	1	31	
Millard	7-10	4-6	2-2	9	3	20	1	2	2	1	32	
Woolridge	4-12	0-0	3-5	3	3	11	7	6	0	0	30	
Glasper	0-0	0-0	0-0	2	0	0	2	2	0	1	25	
Robinson	0-0	0-0	0-0	0	0	0	0	0	0	0	3	
Kingsbury	5-13	3-8	1-1	4	2	14	4	2	1	1	24	
Koch	0-1	0-0	0-0	2	0	0	0	0	0	0	9	
Bowen	0-1	0-0	1-2	0	2	1	0	2	1	0	13	
Helmers	0-0	0-0	0-0	1	0	0	0	1	0	0	4	
Team				4				1				
Totals	29-60	8-15	15-22	47	14	81	19	23	4	6	200	
	FG%:	.48.3	3-PT%:	.533		FT%:	.682					

George Washington - - 79												
Name	FG	3-PT	FT	RB	PF	TP	A	TO	BK	S	MN	
Brade	2-4	0-0	0-0	0	4	4	3	2	0	2	25	
Jones	6-9	0-1	3-6	2	3	15	4	3	0	2	31	
Koul	7-9	0-0	2-4	6	5	16	1	1	1	1	29	
Rogers	6-13	1-5	1-2	4	3	14	10	3	0	2	40	
Evans	8-17	6-11	2-6	3	2	24	1	2	0	2	38	
Mescheriakov	3-10	0-0	0-1	7	3	6	3	1	0	2	29	
Green	0-0	0-0	0-0	0	0	0	0	0	0	0	2	
Williams	0-0	0-0	0-0	0	2	0	0	0	0	0	5	
Team				3								
Totals	32-62	7-17	8-19	25	22	79	22	12	1	11	200	
	FG%:	.516	3-PT%:	.412		FT%:	.421					

SCORE BY PERIODS				ATTENDANCE: 12,462			
Iowa		37	44	81			
Geo. Washington		36	43	79			

ARIZONA 87, IOWA 73 (2nd Round)
March 17, 1996, Tempe, AZ

Iowa - - 73												
Name	FG	3-PT	FT	RB	PF	TP	A	TO	BK	S	MN	
Murray	2-9	0-1	2-2	5	3	6	2	1	0	0	30	
Settles	6-15	0-3	1-3	12	4	13	1	5	0	2	32	
Millard	6-11	2-3	0-0	6	2	14	0	1	1	3	32	
Woolridge	6-17	0-1	0-0	3	3	12	7	5	0	0	36	
Glasper	1-2	1-2	0-0	1	2	3	3	1	0	0	22	
Bowen	1-2	0-0	0-2	1	3	2	0	1	0	1	15	
Kingsbury	4-11	4-8	4-5	1	2	16	0	0	0	0	22	
Koch	2-2	1-1	2-2	1	2	7	3	0	0	0	8	
Helmers	0-0	0-0	0-0	1	0	0	0	0	0	0	3	
Team				5								
Totals	28-69	8-19	9-14	36	21	73	16	14	1	6	200	
	FG%:	.406	3-PT%:	.421		FT%:	.643					

Arizona - - 87												
Name	FG	3-PT	FT	RB	PF	TP	A	TO	BK	S	MN	
McLean	4-8	2-5	3-4	6	2	13	1	1	0	1	31	
Williams	5-10	1-4	0-0	5	2	11	1	2	1	0	33	
Davis	7-11	0-0	3-5	14	2	17	0	1	3	0	37	
Simon	5-13	1-7	4-4	1	4	15	6	4	0	2	34	
Geary	4-7	3-5	5-6	4	2	16	13	1	2	2	38	
Dickerson	5-13	1-4	2-5	4	4	13	3	1	1	1	24	
Bramlett	1-1	0-0	0-0	1	0	2	0	0	0	0	2	
Terry	0-1	0-1	0-0	0	0	0	0	1	0	0	3	
Team				7								
Totals	31-64	8-26	17-24	42	16	87	24	12	7	6	200	
	FG%:	.484	3-PT%:	.308		FT%:	.708					

SCORE BY PERIODS				ATTENDANCE: 12,441			
Iowa		37	36	73			
Arizona		48	39	87			

IOWA 73, VIRGINIA 60 (1st Round)
March 13, 1997, Salt Lake City, UT

Virginia - - 60												
Name	FG	3-PT	FT	RB	PF	TP	A	TO	BK	S	MN	
Nolan	4-6	0-0	0-0	3	2	8	1	1	0	0	21	
Alexander	3-10	0-3	0-0	3	2	6	2	1	0	0	22	
Ducharme	2-4	0-0	4-4	1	0	8	1	0	1	0	25	
Staples	1-8	1-6	2-2	4	1	5	2	0	0	0	34	
Deane	8-15	4-9	4-4	2	4	24	3	1	0	0	39	
Robinson	2-2	0-0	0-0	3	3	4	0	0	0	0	16	
Dersch	1-2	1-2	0-0	0	1	3	3	1	1	0	18	
Marcaccini	0-1	0-1	0-0	0	0	0	0	1	0	1	11	
Hunter	1-2	0-0	0-0	6	1	2	1	0	1	0	8	
Other	0-0	0-0	0-0	1	2	0	1	0	0	0	6	
Team				4								
Totals	22-50	6-21	10-10	27	16	60	14	5	3	1	200	
	FG%:	.440	3-PT%:	.286		FT%:	.1000					

Iowa - - 73												
Name	FG	3-PT	FT	RB	PF	TP	A	TO	BK	S	MN	
Bowen	7-11	1-2	0-0	16	1	15	2	0	0	1	26	
Moore	4-6	0-0	0-2	2	0	8	1	0	0	0	25	
Rucker	8-16	0-0	3-4	5	1	19	1	0	4	0	29	
Woolridge	7-16	1-4	2-3	2	1	17	10	0	0	0	32	
McCausland	0-3	0-2	0-0	1	0	0	2	0	0	1	28	
Bauer	0-0	0-0	1-2	5	2	1	0	0	0	0	13	
Luehrsmann	0-6	0-5	3-4	1	0	3	2	1	0	1	19	
Koch	4-9	2-5	0-0	4	3	10	3	2	1	0	17	
Robinson	0-1	0-0	0-0	1	2	0	0	0	0	0	7	
Other	0-1	0-1	0-0	0	0	0	0	0	0	0	4	
Team				7								
Totals	30-69	4-19	9-15	44	10	73	21	3	5	3	200	
	FG%:	.435	3-PT%:	.211		FT%:	.600					

SCORE BY PERIODS				ATTENDANCE: 13,886			
Virginia		28	32	60			
Iowa		37	36	73			

KENTUCKY 75, IOWA 69 (2nd Round)
March 15, 1997, Salt Lake City, UT

Iowa - - 69												
Name	FG	3-PT	FT	RB	PF	TP	A	TO	BK	S	MN	
Bowen	4-7	0-1	6-8	8	1	14	0	1	0	0	27	
Moore	1-2	0-0	0-0	10	2	2	0	3	1	0	26	
Rucker	3-12	0-0	4-6	7	1	10	0	2	2	0	33	
Woolridge	9-18	3-8	8-10	4	1	29	5	4	1	0	38	
McCausland	3-6	3-6	0-0	2	2	9	1	3	0	0	27	
Bauer	0-0	0-0	0-0	1	0	0	1	0	0	1	11	
Luehrsmann	1-5	1-3	0-0	3	1	3	2	2	0	0	18	
Koch	1-4	0-2	0-0	2	4	2	0	3	1	0	18	
Robinson	0-0	0-0	0-0	0	0	0	0	0	0	1	2	
Team				2								
Totals	22-54	7-20	18-24	39	12	69	9	20	5	2	200	
	FG%:	.407	3-PT%:	.350		FT%:	.750					

Kentucky - - 75												
Name	FG	3-PT	FT	RB	PF	TP	A	TO	BK	S	MN	
Mercer	3-8	1-3	3-6	7	4	10	2	1	0	1	22	
Padgett	4-10	1-4	0-0	3	3	9	3	0	0	3	29	
Prickett	7-11	0-0	1-1	8	3	15	2	3	1	2	36	
Turner	6-16	0-0	1-2	1	2	13	1	1	0	0	27	
Epps	2-10	1-6	0-0	2	2	5	8	1	0	2	36	
Edwards	1-2	0-1	0-0	2	1	2	0	3	0	0	18	
Mohammed	5-8	0-0	0-0	10	3	10	0	1	2	1	14	
Mills	4-7	3-5	0-0	2	2	11	2	1	0	1	17	
Magloire	0-0	0-0	0-0	0	1	0	0	1	0	0	1	
Team				3								
Totals	32-72	6-19	5-9	38	21	75	18	12	3	10	200	
	FG%:	.444	3-PT%:	.316		FT%:	.556					

SCORE BY PERIODS				ATTENDANCE: 14,387			
Iowa		35	34	69			
Kentucky		35	40	75			

IOWA 77, ALABAMA-BIRMINGHAM 64 (1st Round)
March 11, 1999, McNichols Sports Arena, Denver, CO

Alabama-Birmingham -- 64

Name	FG	3-PT	FT	RB	PF	TP	A	TO	BK	S	MN
Williams	11-25	1-4	3-5	14	2	26	1	1	0	1	36
Brown	6-10	0-0	4-6	7	3	16	0	1	2	3	33
Ward	0-7	0-2	0-2	4	4	0	6	4	1	1	35
Holmes	1-6	1-4	0-0	1	4	3	4	3	0	2	19
Cobb	2-5	2-5	0-0	2	4	6	4	3	0	1	31
Bass	0-0	0-0	0-0	0	0	0	0	1	0	0	6
Ransom	2-3	0-0	0-0	0	0	4	0	1	0	0	7
Armstrong	0-0	0-0	0-0	1	0	0	0	0	0	0	1
Mitchell	2-5	2-4	1-2	4	2	7	0	2	1	1	19
Jackson	0-2	0-0	2-4	2	2	2	0	0	0	0	12
Team				4							
Totals	24-63	6-19	10-19	39	22	64	15	16	4	9	200
FG%:	.381	3-PT%:	.316	FT%:	.526						

Iowa -- 77

Name	FG	3-PT	FT	RB	PF	TP	A	TO	BK	S	MN
Settles	7-12	3-6	0-0	9	3	17	0	6	0	1	29
Koch	3-5	1-1	5-5	4	3	12	1	2	0	1	25
Bauer	2-3	1-2	1-1	3	0	6	3	2	0	2	23
Luehrsmann	2-8	1-4	0-0	4	1	5	2	3	0	3	22
McCausland	4-8	3-7	2-6	2	2	13	1	0	0	0	26
Rucker	1-3	0-0	0-1	4	0	2	1	2	1	0	11
Jaacks	1-3	1-1	0-1	1	3	3	2	0	0	0	14
Oliver	5-7	2-2	3-6	2	1	15	6	1	0	2	19
Henderson	0-2	0-0	0-0	0	0	0	0	0	0	0	5
Range	1-1	0-0	2-2	2	5	4	1	3	0	1	23
Smith	0-1	0-0	0-0	1	0	0	0	0	0	1	3
Team				6				1			
Totals	26-53	12-23	13-22	38	18	77	17	20	1	11	200
FG%:	.491	3-PT%:	.522	FT%:	.591						

SCORE BY PERIODS:

ATTENDANCE: 16,237

Alabama-Birmingham	32	32	64
Iowa	37	40	77

IOWA 82, ARKANSAS -- 72 (2nd Round)

March 13, 1999, McNichols Sports Arena, Denver, CO

Iowa -- 82

Name	FG	3-PT	FT	RB	PF	TP	A	TO	BK	S	MN
Settles	2-12	0-2	4-5	7	3	8	2	3	0	3	27
Koch	3-8	0-2	6-8	8	3	12	3	2	2	0	25
Bauer	1-1	0-0	0-0	6	1	2	3	1	0	2	24
Oliver	3-7	1-3	10-13	2	1	17	4	2	0	1	27
McCausland	6-10	5-9	0-0	5	1	17	3	2	0	1	31
Rucker	2-5	0-0	0-0	3	1	4	0	1	1	0	12
Jaacks	2-4	0-0	0-1	7	3	4	0	6	0	0	15
Luehrsmann	2-4	1-1	1-2	2	1	6	1	3	0	3	19
Range	5-8	1-1	1-1	4	0	12	2	3	0	2	20
Team				3				1			
Totals	26-59	8-18	22-30	47	14	82	18	24	3	12	200
FG%:	.441	3-PT%:	.444	FT%:	.733						

Arkansas -- 72

Name	FG	3-PT	FT	RB	PF	TP	A	TO	BK	S	MN
Jefferies	0-3	0-1	0-0	1	4	0	0	3	0	1	10
Walker	7-14	6-12	2-2	5	3	22	0	2	0	6	32
Hood	3-9	0-0	3-4	9	2	9	2	3	2	1	35
Reid	8-17	1-6	1-3	2	4	18	11	5	0	1	38
Bradley	3-10	2-9	0-0	4	4	8	1	3	0	1	28
Cleveland	2-5	2-4	0-0	3	4	6	8	3	0	2	22
Dean	1-4	0-2	0-2	1	4	2	0	1	0	0	11
Davis	0-0	0-0	0-0	0	0	0	0	0	0	0	1
Gipson	2-4	1-3	2-2	0	0	7	1	0	0	1	17
Davenport	0-0	0-0	0-0	2	1	0	0	0	2	0	6
Team				5							
Totals	26-66	12-37	8-13	32	26	72	23	20	4	13	200
FG%:	.394	3-PT%:	.324	FT%:	.615						

SCORE BY PERIODS:

ATTENDANCE: 16,237

Iowa	34	48	82
Arkansas	41	31	72

CONNECTICUT 78, IOWA 68 (Sweet 16)

March 18, 1999, America West Arena, Phoenix, AZ

Iowa -- 68

Name	FG	3-PT	FT	RB	PF	TP	A	TO	BK	S	MN
Settles	3-11	1-5	4-4	6	4	11	2	3	0	0	24
Bauer	0-0	0-0	0-0	6	1	0	2	0	0	0	21
Koch	5-7	2-3	2-2	3	4	14	1	2	0	0	23
Oliver	2-10	1-4	0-3	2	2	5	2	4	0	0	31
McCausland	3-7	3-7	0-0	0	1	9	1	1	0	2	28
Rucker	4-6	0-0	0-0	6	1	8	0	1	0	0	14
Jaacks	2-5	0-1	3-5	5	2	7	1	3	0	0	16
Range	3-4	0-0	1-2	0	2	7	1	1	0	2	18
Luehrsmann	2-7	1-3	0-0	1	4	5	1	0	0	1	19
Others	1-4	0-0	0-0	2	0	2	0	0	0	1	6
Team				1							
Totals	25-61	8-23	10-16	32	21	68	11	15	0	6	200
FG%:	.410	3-PT%:	.348	FT%:	.625						

Connecticut -- 78

Name	FG	3-PT	FT	RB	PF	TP	A	TO	BK	S	MN
Freeman	4-6	0-0	2-2	6	1	10	0	1	0	2	32
Hamilton	8-17	1-4	7-8	3	2	24	4	2	1	0	38
Voskuhl	1-2	0-0	2-2	4	4	4	0	2	0	0	23
Moore	2-5	1-3	1-2	5	0	6	5	2	0	0	34
El-Amin	6-10	1-2	8-10	3	4	21	5	1	0	2	26
Mouring	4-6	3-4	0-0	3	1	11	4	1	0	0	15
Saunders	1-2	0-0	0-0	2	3	2	0	1	0	0	18
Harrison	0-0	0-0	0-0	0	0	0	0	0	0	0	6
Wane	0-0	0-0	0-0	0	1	0	0	2	1	1	6
Jones	0-0	0-0	0-0	0	0	0	0	0	0	0	2
Team				0							
Totals	26-48	6-13	20-24	26	16	78	18	12	2	5	200
FG%:	.542	3-PT%:	.462	FT%:	.833						

SCORE BY PERIODS:

ATTENDANCE: 17,975

Iowa	35	33	68
Connecticut	40	38	78

IOWA 69, CREIGHTON 56 (1st Round)

March 15, 2001, Nassau Coliseum, Uniondale, NY

Creighton -- 56

Name	FG	3-PT	FT	RB	PF	TP	A	TO	BK	S	MN
Taylor	3-8	1-5	0-0	2	2	7	2	1	0	0	25
Korver	2-13	2-13	4-5	7	4	10	1	2	1	0	34
Huss	3-3	0-0	0-0	1	5	6	1	1	1	0	15
Walker	5-13	0-3	1-1	9	4	11	1	2	0	1	30
Sears	3-11	2-7	0-0	0	3	8	4	3	0	2	40
Lindeman	1-1	0-0	0-0	4	3	2	1	0	0	0	14
Klein	0-0	0-0	0-0	0	2	0	0	0	0	0	7
Pyfrom	4-8	0-0	3-4	7	1	11	1	2	1	0	21
Other	0-6	0-0	1-2	4	4	1	0	1	0	0	14
Team				3							
Totals	21-63	5-28	9-12	37	28	56	11	12	3	3	200
FG%:	.333	3-PT%:	.179	FT%:	.750						

Iowa -- 69

Name	FG	3-PT	FT	RB	PF	TP	A	TO	BK	S	MN
Worley	3-6	0-0	6-6	4	5	12	0	4	0	0	30
Henderson	5-7	2-3	4-5	4	1	16	0	2	1	0	36
Evans	3-8	0-0	13-15	7	3	19	1	4	0	0	30
Boyd	1-5	0-3	1-2	3	0	3	3	0	0	1	29
Oliver	5-17	1-5	4-5	6	1	15	4	1	0	2	39
Reiner	0-1	0-0	0-0	1	1	0	0	0	0	0	4
Thompson	0-1	0-0	0-0	1	1	0	0	2	0	0	4
Galloway	0-0	0-0	2-2	1	0	2	0	0	0	0	3
Smith	0-0	0-0	0-0	3	1	0	0	0	0	0	15
Scott	0-0	0-0	0-0	1	1	0	0	0	0	0	2
Sonderleiter	1-1	0-0	0-0	1	1	2	0	0	1	0	8
Team				6							
Totals	18-46	3-11	30-35	38	15	69	8	13	2	3	200
FG%:	.391	3-PT%:	.273	FT%:	.857						

SCORE BY PERIODS:

ATTENDANCE: 9,086

Creighton	30	26	56
Iowa	32	37	69

KENTUCKY 92, IOWA 79 (2nd Round)
March 17, 2001, Nassau Coliseum, Uniondale, NY

Iowa - - 79												
Name	FG	3-PT	FT	RB	PF	TP	A	TO	BK	S	MN	
Worley	1-5	0-0	4-5	4	5	6	0	2	0	1	28	
Henderson	0-4	0-2	6-8	3	1	6	4	2	0	1	31	
Evans	6-14	0-0	6-8	13	4	18	0	4	0	0	37	
Boyd	2-8	2-7	0-0	1	1	6	2	3	0	1	33	
Oliver	8-14	6-9	4-5	2	4	26	4	0	0	3	39	
Thompson	4-5	2-2	1-1	2	4	11	0	1	0	0	13	
Smith	1-1	1-1	0-0	1	0	3	2	1	0	1	7	
Sonderleiter	0-0	0-0	1-2	1	2	1	0	0	0	0	3	
Others	1-1	0-0	0-0	0	1	2	1	1	0	0	9	
Team				1								
Totals	23-52	11-21	22-29	28	22	79	13	15	0	7	200	
FG%:	.442	3-PT%:	.524	FT%:	.759							

Kentucky - - 92												
Name	FG	3-PT	FT	RB	PF	TP	A	TO	BK	S	MN	
Bogans	4-11	2-6	2-2	7	2	12	4	4	0	0	33	
Prince	9-14	6-8	7-8	4	1	31	7	1	1	0	37	
Parker	1-1	0-0	0-0	0	3	2	0	0	0	1	3	
Fitch	3-4	1-1	3-4	2	3	10	2	0	0	1	17	
Smith	2-6	2-5	2-2	2	3	8	5	2	0	0	35	
Blevins	1-2	1-2	0-0	2	3	3	0	2	0	0	19	
Daniels	1-3	0-1	0-0	3	1	2	0	1	0	0	14	
Stone	1-1	0-0	0-2	3	1	2	0	1	1	0	14	
Estill	9-11	1-1	3-5	6	3	22	0	2	2	1	22	
Other	0-0	0-0	0-0	0	0	0	1	1	0	0	6	
Team				1								
Totals	31-53	13-24	17-23	30	20	92	19	14	4	3	200	
FG%:	.585	3-PT%:	.542	FT%:	.739							

SCORE BY PERIODS:				ATTENDANCE: 14,595			
Iowa		33	46	79			
Kentucky		45	47	92			

CINCINNATI 76, IOWA 64 (1st Round)
March 17, 2005, RCA Dome, Indianapolis, IN

Iowa - - 64												
Name	FG	3-PT	FT	RB	PF	TP	A	TO	BK	S	MN	
Brunner	7-17	2-4	4-4	10	3	20	0	0	0	1	32	
Hansen	0-0	0-0	0-0	5	4	0	1	0	0	0	16	
Haluska	4-13	0-4	2-3	5	2	10	1	1	0	2	37	
Hornor	4-13	2-6	2-2	4	1	12	1	4	0	1	39	
Henderson	1-8	0-1	5-6	3	5	7	1	4	0	1	26	
Angle	1-1	0-0	0-0	0	0	2	0	0	0	0	1	
Thompson	1-2	0-0	1-2	3	0	3	0	0	0	0	8	
Wieck	0-0	0-0	0-0	0	0	0	0	0	0	0	1	
Brownlee	0-0	0-0	0-0	0	2	0	0	0	0	0	1	
Thomas	0-2	0-0	5-8	9	2	5	0	1	1	1	23	
Reed	2-3	1-2	0-0	2	1	5	1	1	0	0	15	
Gorney	0-0	0-0	0-0	0	0	0	0	0	0	0	1	
Team				2								
Totals	20-59	5-17	19-25	43	20	64	5	11	1	6	200	
FG%:	.339	3-PT%:	.294	FT%:	.760							

Cincinnati - - 76												
Name	FG	3-PT	FT	RB	PF	TP	A	TO	BK	S	MN	
Hicks	5-10	0-1	0-2	9	2	10	2	1	2	1	34	
White	4-12	2-5	5-5	6	2	15	4	1	0	1	37	
Maxiell	8-11	2-2	4-8	9	2	22	1	1	6	2	36	
Williams	5-9	3-5	0-0	4	5	13	4	1	0	1	35	
Muhammad	2-8	1-3	4-6	2	3	9	6	2	0	0	31	
Kirkland	1-5	1-2	0-0	1	4	3	1	1	0	0	17	
Bright	2-2	0-0	0-1	3	1	4	0	1	0	0	10	
Others	0-0	0-0	0-0	0	0	0	0	0	0	0	13	
Team				2								
Totals	27-57	9-18	13-22	36	19	76	18	8	8	5	200	
FG%:	.474	3-PT%:	.500	FT%:	.591							

SCORE BY PERIODS:				ATTENDANCE: 27,284			
Iowa		22	42	64			
Cincinnati		32	44	76			

NORTHWESTERN STATE 64, IOWA 63 (1st Round)
March 17, 2006, The Palace at Auburn Hills, Auburn Hills, MI

Northwestern State - - 64												
Name	FG	3-PT	FT	RB	PF	TP	A	TO	BK	S	MN	
Lee	7-15	4-6	0-0	2	3	18	1	3	0	1	27	
Allen	3-6	0-0	1-5	4	5	7	0	2	0	1	22	
Mitchell	1-3	1-2	2-2	6	2	5	6	3	0	2	31	
Rogers	2-9	1-3	6-6	3	2	11	8	1	1	1	27	
Wallace	4-8	2-5	0-0	4	1	10	0	0	0	3	24	
Spencer	1-2	0-0	0-0	0	3	2	0	0	0	0	9	
Jones	1-3	0-1	0-0	3	1	2	1	0	0	0	15	
Forges	2-6	0-3	0-0	1	2	4	0	1	1	0	14	
Bargeman	1-5	0-2	0-0	0	0	2	0	0	0	0	16	
Dyer	1-2	1-1	0-0	0	1	3	1	0	2	0	11	
Ross	0-1	0-0	0-1	3	1	0	0	1	0	1	4	
Team				5								
Totals	23-60	9-23	9-14	31	21	64	17	11	4	9	200	
FG%:	.383	3-PT%:	.391	FT%:	.643							

Iowa - - 63												
Name	FG	3-PT	FT	RB	PF	TP	A	TO	BK	S	MN	
Brunner	5-8	0-1	6-9	10	3	16	1	1	1	0	30	
Hansen	2-4	0-0	2-2	5	1	6	0	5	2	0	19	
Haluska	6-10	5-9	3-3	3	1	20	2	2	0	0	37	
Hornor	4-13	1-7	2-2	5	1	11	4	3	0	3	39	
Henderson	0-2	0-1	3-4	4	4	3	2	3	0	0	34	
Thompson	0-1	0-0	0-0	3	1	0	0	2	0	1	10	
Freeman	0-0	0-0	0-0	1	2	0	1	2	0	0	8	
Thomas	1-3	0-0	5-6	4	4	7	0	0	2	0	21	
Reed	0-0	0-0	0-0	0	0	0	0	0	0	0	2	
Team				1								
Totals	18-41	6-18	21-26	36	17	63	10	19	5	4	200	
FG%:	.439	3-PT%:	.333	FT%:	.808							

SCORE BY PERIODS:				ATTENDANCE: 18,456			
Northwestern State		24	40	64			
Iowa		28	35	63			

TENNESSEE 78, IOWA 65 -- OT (1st Round)
March 19, 2014, Dayton Arena, Dayton, OH

Iowa - - 65												
Name	FG	3-PT	FT	RB	PF	TP	A	TO	BK	S	MN	
Basabe	0-2	0-0	0-0	4	4	0	0	1	0	0	9	
White	1-5	0-1	5-6	7	3	7	2	1	1	0	36	
Woodbury	8-11	0-0	0-0	8	4	16	1	1	0	0	30	
Marble	3-15	0-6	1-1	1	2	7	5	0	0	1	36	
Gesell	0-4	0-1	0-0	1	4	0	4	0	0	0	19	
Olaseni	1-1	0-0	1-2	0	3	3	0	1	0	0	16	
Oglesby	2-5	1-3	0-0	0	2	5	1	1	0	0	17	
Jok	4-5	2-3	0-0	0	0	10	0	0	0	1	16	
Clemmons	1-1	0-0	0-0	1	1	2	0	1	0	0	4	
McCabe	2-5	1-2	4-4	6	5	9	1	0	0	0	22	
Uthoff	2-4	0-0	2-2	1	0	6	0	0	1	0	20	
Team				1								
Totals	24-58	4-16	13-15	30	28	65	14	6	2	2	225	
FG%:	.414	3-PT%:	.250	FT%:	.867							

Tennessee - - 78												
Name	FG	3-PT	FT	RB	PF	TP	A	TO	BK	S	MN	
Stokes	5-7	0-0	8-11	13	2	18	0	0	0	0	39	
Maymon	3-4	0-0	3-4	7	2	9	2	2	0	0	41	
Richardson	6-13	1-5	4-4	8	3	17	2	2	0	1	32	
Barton	2-8	2-6	4-4	1	2	10	2	0	0	0	32	
McRae	6-15	2-6	6-7	4	0	20	3	3	1	0	42	
Moore	2-3	0-1	0-0	2	0	4	3	0	0	0	14	
Ndiaye	0-0	0-0	0-0	0	0	0	0	0	0	0	1	
Thompson	0-2	0-1	0-0	0	2	0	0	0	0	1	12	
Davis	0-0	0-0	0-0	1	0	0	0	0	0	0	1	
Reese	0-2	0-2	0-0	0	3	0	1	0	0	0	9	
Lopez	0-0	0-0	0-0	0	0	0	0	0	0	0	1	
Campbell	0-0	0-0	0-0	0	0	0	0	0	0	0	1	
Team				1								
Totals	24-54	5-21	25-30	37	14	78	13	8	1	2	225	
FG%:	.444	3-PT%:	.238	FT%:	.833							

SCORE BY PERIODS:				ATTENDANCE: 11,534			
Iowa		29	35	65			
Tennessee		26	38	78			

IOWA 73, TEMPLE -- 71

Nov. 15, 1990, Carver-Hawkeye Arena, Iowa City, IA (Pre-Season)

Temple -- 71

Name	FG	3-PT	FT	RB	PF	TP	A	TO	BK	S	MN
Harden	1-3	1-3	0-0	1	0	3	1	1	0	1	13
Macon	3-15	2-5	0-1	5	1	8	5	2	0	5	40
Hodge	9-9	0-0	1-1	11	2	19	0	3	0	0	29
Kilgore	3-10	1-4	0-2	2	3	7	5	4	1	2	40
Strickland	3-12	0-0	2-2	8	4	8	2	0	1	1	32
Carstarphen	7-13	5-10	0-0	1	2	19	3	0	0	2	30
Lovelace	0-0	0-0	0-0	0	2	0	0	0	0	0	6
Spears	3-3	0-0	1-2	1	4	7	0	0	1	0	8
Post	0-1	0-0	0-0	0	2	0	0	0	0	0	2
Team				2							
Totals	29-66	9-22	4-8	31	20	71	16	10	3	11	200
	FG%: .439	3-PT%: .410	FT%: .500								

Iowa -- 73

Name	FG	3-PT	FT	RB	PF	TP	A	TO	BK	S	MN
Skinner	1-2	0-1	0-0	2	0	2	6	0	0	0	22
Barnes	6-13	3-7	0-0	4	0	15	3	1	0	1	27
Earl	7-10	0-0	4-5	5	4	18	1	7	1	1	24
Moses	3-8	0-1	3-4	1	1	0	2	2	0	0	25
Street	0-2	0-0	0-0	0	2	0	0	0	0	0	9
Tubbs	2-2	0-0	0-0	5	5	4	1	0	2	0	13
Webb	3-3	0-0	3-5	6	1	9	1	1	0	0	24
Winters	1-2	0-0	0-0	5	0	2	0	1	1	0	10
Davis	1-2	0-0	0-1	3	1	2	1	1	0	0	9
Smith	1-2	1-1	0-2	1	0	3	4	1	0	1	18
Lusk	3-4	0-0	1-4	1	0	7	2	2	0	1	13
Lookingbill	0-1	0-0	2-2	1	1	2	2	0	1	0	6
Totals	28-51	4-10	13-23	36	16	73	23	16	5	4	200
	FG%: .549	3-PT%: .400	FT%: .565								

Score by Periods:

Temple	41	30	71
Iowa	46	27	73

ATTENDANCE: 7,356

NOTRE DAME 77, IOWA 68

Nov. 17, 1990, JAC Center, South Bend, IN (Pre-Season)

Iowa -- 68

Name	FG	3-PT	FT	RB	PF	TP	A	TO	BK	S	MN
Moses	5-10	1-4	0-1	3	5	11	1	5	0	1	24
Street	0-3	0-0	0-0	2	1	0	0	1	0	0	9
Tubbs	2-3	0-0	0-0	1	3	4	1	0	0	0	17
Skinner	1-6	1-5	0-0	2	1	3	2	0	0	1	24
Barnes	2-7	0-1	1-3	4	2	5	5	0	0	1	26
Smith	3-6	1-3	0-0	2	0	7	1	1	1	0	16
Lusk	4-5	0-0	2-2	2	4	10	1	5	0	0	17
Davis	4-4	0-0	0-0	1	2	8	0	0	0	0	12
Winters	3-4	0-0	0-3	3	1	6	0	1	0	0	12
Lookingbill	0-1	0-1	2-2	1	1	2	0	0	0	1	3
Webb	1-3	0-0	1-2	4	2	3	1	0	0	0	17
Earl	2-7	0-0	5-6	7	3	9	1	4	2	2	23
Team				3							
Totals	27-59	3-14	11-19	35	25	68	13	17	2	9	200
	FG%: .458	3-PT%: .214	FT%: .579								

Notre Dame -- 77

Name	FG	3-PT	FT	RB	PF	TP	A	TO	BK	S	MN
Ellis	5-12	1-1	9-10	8	3	20	1	4	2	0	35
Sweet	5-7	0-0	2-2	3	1	12	0	2	0	0	22
Tower	2-3	0-0	0-0	3	4	4	1	1	1	0	27
Singleton	2-5	0-0	2-2	4	4	6	9	4	0	1	36
Bennett	7-14	3-3	4-8	6	2	21	5	2	0	2	36
Boyer	0-2	0-1	2-2	0	0	2	1	0	0	0	3
Ellery	3-6	0-2	4-6	3	3	10	0	0	0	1	26
Cozen	0-0	0-0	0-0	1	0	0	0	2	0	0	6
Ross	1-1	0-0	0-0	0	1	2	0	0	0	0	6
Ross	0-0	0-0	0-0	1	1	0	0	0	0	0	3
Team				2							
Totals	25-50	4-7	23-30	31	19	77	17	15	3	4	200
	FG%: .500	3-PT%: .571	FT%: .767								

Score by Periods:

Iowa	30	38	68
Notre Dame	35	42	77

ATTENDANCE: 6,608

IOWA 96, DEPAUL 87

March 15, 1995, Mark of the Quad Cities, Moline, IL

DePaul -- 87

Name	FG	3-PT	FT	RB	PF	TP	A	TO	BK	S	MN
Macon	2-4	0-0	1-2	2	2	5	1	2	0	0	32
Kleinschmidt	7-17	1-6	4-6	6	2	19	5	3	0	0	33
Bowden	9-12	0-0	0-0	4	2	18	2	2	1	1	29
Cole	5-15	2-10	5-6	2	4	17	9	4	0	2	39
Patton	2-4	1-1	2-2	4	2	7	2	4	0	2	25
Currie	3-4	0-0	2-5	4	1	8	2	1	1	2	18
Watts	3-5	0-2	1-1	0	3	7	2	0	0	1	15
Singer	2-3	2-3	0-0	2	1	6	0	0	0	0	9
Team				1							
Totals	33-64	6-22	15-22	26	17	87	23	17	2	8	200
	FG%: .515	3-PT%: .270	FT%: .681								

Iowa -- 96

Name	FG	3-PT	FT	RB	PF	TP	A	TO	BK	S	MN
Murray	5-9	0-0	2-2	3	3	12	0	3	1	2	30
Settles	7-12	0-4	4-4	9	2	18	5	6	0	0	28
Bartels	6-8	3-5	2-2	7	1	17	3	0	0	5	30
Woolridge	5-11	0-1	7-8	4	3	17	10	1	0	1	31
Kingsbury	6-15	3-11	4-4	2	1	19	2	2	0	1	33
Glasper	0-0	0-0	2-2	2	0	2	1	1	0	0	9
Bowen	1-3	0-0	0-0	5	2	2	2	1	2	0	13
Skilllett	2-3	0-0	0-0	1	1	4	0	0	0	0	8
Carter	1-2	0-0	0-0	2	1	2	0	0	0	0	11
Millard	1-1	0-0	1-1	1	2	3	1	1	0	1	7
Team				0							
Totals	34-64	6-21	22-23	40	16	96	24	17	3	10	200
	FG%: .531	3-PT%: .286	FT%: .956								

Score by Periods:

DePaul	34	53	87
Iowa	46	50	96

ATTENDANCE: 10,678

IOWA 66, OHIO UNIVERSITY 62

March 21, 1995, Carver-Hawkeye Arena, Iowa City, IA

Ohio -- 62

Name	FG	3-PT	FT	RB	PF	TP	A	TO	BK	S	MN
Trent	8-19	0-0	2-2	10	2	18	4	3	0	0	37
Simmons	4-9	0-1	0-0	9	4	8	1	4	1	2	35
Terry	0-6	0-0	2-3	8	3	2	1	2	3	0	19
Ford	1-10	0-8	3-3	4	3	5	4	1	0	5	38
Reese	3-5	2-2	0-1	5	2	8	1	5	0	1	28
Johnson	2-8	2-8	4-4	2	3	10	1	2	0	0	22
Sears	5-6	0-0	1-2	3	4	11	0	1	0	0	19
Greenwood	0-0	0-0	0-0	1	0	0	0	0	1	1	2
Team				1							
Totals	23-63	4-19	12-15	43	21	62	12	18	5	9	200
	FG%: .365	3-PT%: .211	FT%: .800								

Iowa -- 66

Name	FG	3-PT	FT	RB	PF	TP	A	TO	BK	S	MN
Murray	5-7	1-1	2-4	4	4	13	0	2	0	1	32
Settles	3-11	1-4	4-4	10	4	11	2	1	0	4	24
Bartels	2-7	2-6	1-3	6	1	7	2	2	0	2	29
Woolridge	2-7	0-2	4-4	2	3	8	7	4	0	2	28
Kingsbury	6-15	5-13	2-2	8	1	19	0	2	0	3	36
Carter	0-1	0-0	1-2	4	0	1	0	0	0	0	5
Bowen	1-2	0-0	1-2	2	0	3	0	0	0	1	18
Glasper	1-1	0-0	0-2	0	2	2	2	3	0	0	12
Skillett	0-2	0-1	0-0	3	3	0	1	0	0	0	5
Millard	0-3	0-0	2-2	1	0	2	0	1	0	1	11
Team				1							
Totals	20-56	9-27	17-25	41	18	66	14	15	0	14	200
	FG%: .357	3-PT%: .333	FT%: .680								

Score by Periods:

Ohio	29	33	62
Iowa	43	23	66

ATTENDANCE: 15,500

PENN STATE 67, IOWA 64

March 23, 1995, Carver-Hawkeye Arena, Iowa City, IA

Penn State -- 67

Name	FG	3-PT	FT	RB	PF	TP	A	TO	BK	S	MN
Carlton	6-18	1-8	0-0	7	2	13	0	2	0	1	21
Sekunda	2-9	0-0	0-0	6	2	4	3	2	0	0	21
Amaechi	4-9	0-0	4-9	12	3	12	0	1	3	0	33
Earl	0-5	0-2	3-4	4	1	3	13	2	0	5	36
Williams	5-8	0-0	0-0	3	3	10	1	2	0	1	19
Bartram	3-5	2-4	0-0	6	1	8	1	5	0	0	20
Lisicky	4-10	4-7	0-0	1	1	12	1	3	0	0	26
Williams	1-3	0-0	1-5	6	4	3	0	1	0	0	14
Joseph	1-1	0-1	0-0	2	2	2	0	0	0	1	10
Team				3							
Totals	26-68	7-22	8-18	50	19	67	19	18	3	8	200
	FG%: .382	3-PT%: .318	FT%: .444								

Iowa -- 64

Name	FG	3-PT	FT	RB	PF	TP	A	TO	BK	S	MN
Murray	2-5	0-1	0-1	2	1	4	2	2	0	1	26
Settles	6-15	1-5	3-5	9	4	16	3	1	1	0	28
Bartels	3-9	1-6	1-3	3	1	8	0	2	1	2	32
Woolridge	10-17	2-3	6-8	6	1	28	5	3	1	1	35
Kingsbury	1-11	1-10	1-2	2	5	4	0	2	0	0	24
Carter	0-0	0-0	0-0	3	1	0	0	0	1	1	11
Bowen	0-0	0-0	0-0	4	3	0	0	3	4	2	14
Glasper	0-0	0-0	0-0	1	2	0	2	2	0	2	5
Skillett	0-0	0-0	0-0	1	0	0	2	0	0	2	10
Millard	2-2	0-0	0-0	4	2	4	0	1	0	0	15
Team				2							
Totals	24-59	5-25	11-19	37	20	64	14	16	8	11	200
	FG%: .407	3-PT%: .200	FT%: .579								

Score by Periods:

Penn State	31	36	67
Iowa	34	30	64

ATTENDANCE: 15,500

GEORGIA 100, IOWA 93

March 11, 1998, Carver-Hawkeye Arena, Iowa City, IA

Georgia -- 100

Name	FG	3-PT	FT	RB	PF	TP	A	TO	BK	S	MN
Brown	3-4	0-0	5-6	5	3	11	0	2	0	0	18
Jones	5-14	1-3	3-5	8	2	14	0	2	1	0	30
Chadwick	4-5	1-1	0-0	6	3	9	1	2	0	0	23
Smith	6-10	4-6	2-2	7	2	18	5	5	0	1	35
Harrison	10-17	0-2	2-3	4	0	22	9	2	0	1	39
Jones	0-0	0-0	0-0	1	1	0	1	1	0	0	6
Ransom	6-8	0-1	2-4	5	1	14	2	3	1	2	24
Hall	2-2	0-0	0-0	6	3	4	0	1	0	0	13
Dukes	2-3	2-3	0-2	2	2	6	0	1	2	0	7
Dryden	0-0	0-0	0-0	0	1	0	0	0	0	0	1
Nordin	1-1	0-0	0-0	2	3	2	1	1	1	0	4
Team				1							
Totals	39-64	8-16	14-22	47	21	100	19	21	4	4	200
	FG%: .609	3-PT%: .500	FT%: .636								

Iowa -- 93

Name	FG	3-PT	FT	RB	PF	TP	A	TO	BK	S	MN
Davis	9-21	2-4	5-7	8	2	25	1	2	1	3	34
Galloway	2-7	1-5	0-0	0	1	5	3	1	0	1	19
Bowen	11-15	0-0	2-6	11	4	24	1	0	2	4	30
Oliver	3-6	0-0	3-4	2	4	9	4	2	0	3	24
McCausland	3-9	3-7	0-0	4	1	9	1	1	0	0	28
Bauer	0-0	0-0	2-2	0	0	2	0	0	0	1	1
Rucker	0-3	0-0	0-0	0	0	0	0	0	0	0	3
Luehrsmann	1-6	0-2	1-2	4	3	3	5	3	0	3	27
Koch	0-1	0-0	6-6	1	0	6	0	1	1	1	10
Moore	3-5	1-2	1-2	0	1	8	2	0	1	1	19
Others	1-1	0-0	0-0	0	0	2	0	0	0	0	4
Team				1							
Totals	33-74	7-20	20-29	31	16	93	17	10	5	17	200
	FG%: .446	3-PT%: .350	FT%: .690								

Score by Periods:

Georgia	52	48	100
Iowa	50	43	93

ATTENDANCE: 5,167

LOUISIANA STATE 63, IOWA 61

March 13, 2002, Carver-Hawkeye Arena, Iowa City, IA

Louisiana State -- 63

Name	FG	3-PT	FT	RB	PF	TP	A	TO	BK	S	MN
Dupree	8-18	0-3	3-6	11	4	19	1	2	0	2	35
Williams	1-5	0-0	8-8	7	2	10	4	1	1	1	36
Bridgewater	2-6	0-0	0-0	3	5	4	2	0	1	0	35
Bright	7-13	3-7	1-2	3	3	18	2	3	0	1	38
Hudson	4-12	1-4	0-0	3	2	9	1	3	0	1	33
Young	1-1	0-0	1-2	0	0	3	0	0	0	0	5
Thompson	0-0	0-0	0-0	0	1	0	1	0	0	0	8
Wilson	0-0	0-0	0-0	0	2	0	0	1	0	1	10
Team				3							
Totals	23-55	4-14	13-18	30	19	63	11	11	2	9	200
	FG%: .418	3-PT%: .286	FT%: .722								

Iowa -- 61

Name	FG	3-PT	FT	RB	PF	TP	A	TO	BK	S	MN
Evans	3-5	0-0	4-8	9	3	10	1	1	0	1	33
Sonderleiter	0-0	0-0	0-0	0	1	0	0	0	1	0	4
Leslie	2-4	2-2	0-0	3	3	6	3	2	0	0	20
Pierce	6-8	0-2	1-2	8	3	13	5	2	1	1	35
Recker	4-16	2-10	2-2	2	2	12	4	3	0	1	40
Hogan	1-2	1-2	0-0	1	0	3	0	3	0	0	8
Worley	2-5	0-1	1-2	2	2	5	0	4	1	0	16
Reiner	1-1	0-0	0-0	2	0	2	1	0	1	0	12
Boyd	0-2	0-2									

IOWA 62, VALPARAISO, 60

March 13, 2003, Carver-Hawkeye Arena, Iowa City, IA

VALPARAISO -- 60

Name	FG	3-PT	FT	RB	PF	TP	A	TO	BK	S	MN
Gomes	4-8	0-3	1-3	4	4	9	4	2	1	2	26
Grafs	4-9	0-2	1-3	5	5	9	1	0	1	1	28
Tonagel	2-4	1-2	0-0	2	1	5	1	2	0	1	36
Nieves	0-3	0-3	0-0	2	0	0	2	0	0	0	22
Berdiel	6-12	1-2	0-1	3	2	13	3	1	0	2	28
Ortiz	6-14	1-2	1-2	1	1	14	3	1	0	4	31
Oppland	1-1	0-0	0-0	0	2	2	0	1	0	0	14
Nikkila	2-3	0-0	4-4	3	2	8	0	0	2	0	15
Team				5				2			
Totals	25-54	3-14	7-13	26	17	60	14	9	4	10	200
	FG%: .463	3PT%: .214	FT%: .538								

IOWA -- 62

Name	FG	3-PT	FT	RB	PF	TP	A	TO	BK	S	MN
Worley	1-3	0-2	0-0	2	5	2	3	2	2	0	28
Brunner	2-6	0-0	3-4	4	2	7	1	1	1	1	21
Reiner	4-8	0-0	3-6	10	3	11	0	2	2	1	26
Leslie	7-15	1-3	0-0	4	1	15	5	3	0	1	40
Horner	1-4	0-2	3-5	7	1	5	7	4	0	0	35
Kimm	0-0	0-0	0-0	0	0	0	0	0	0	0	3
Boyd	4-5	3-4	0-0	1	0	11	0	0	0	1	28
Sonderleiter	5-7	0-0	1-1	3	2	11	0	5	1	0	19
Team				3							
Totals	24-48	4-11	10-16	34	14	62	16	17	6	4	200
	FG%: .500	3PT%: .364	FT%: .625								

Score by Periods:

Valparaiso	29	31	60
Iowa	32	30	62

Attendance: 2,761

IOWA 54, IOWA STATE 53

March 21, 2003, Hilton Coliseum, Ames, IA

IOWA -- 54

Name	FG	3-PT	FT	RB	PF	TP	A	TO	BK	S	MN
Leslie	5-8	0-1	1-2	3	0	11	1	4	0	0	39
Horner	2-6	1-2	4-6	2	3	9	1	4	0	1	37
Worley	5-10	0-1	3-4	5	5	13	0	4	2	2	30
Reiner	1-3	0-0	1-1	8	4	3	2	2	1	1	24
Brunner	1-2	0-0	0-0	9	3	2	1	3	2	2	22
Boyd	1-4	1-4	3-4	3	3	6	1	1	0	1	22
Sonderleiter	4-8	0-0	2-5	2	2	10	2	1	0	0	26
Team				3							
Totals	19-41	2-8	14-22	35	20	54	8	19	5	7	200
	FG%: .463	3PT%: .250	FT%: .636								

IOWA STATE -- 53

Name	FG	3-PT	FT	RB	PF	TP	A	TO	BK	S	MN
Sullivan	3-16	2-10	0-2	1	3	8	1	1	0	3	39
Haluska	1-5	1-3	1-2	2	1	4	0	1	0	0	25
Vroman	7-12	0-0	6-11	9	5	20	2	3	2	3	30
Barnes	1-10	1-8	0-0	3	3	3	6	2	0	2	39
Homan	6-9	0-0	2-3	7	3	14	1	1	1	1	36
Varley	0-0	0-0	0-0	2	3	0	0	0	0	0	9
Neal	0-0	0-0	0-0	1	0	0	0	0	0	0	3
Jefferson	1-3	0-1	2-2	3	3	4	0	2	1	0	19
Team				2							
Totals	19-55	4-22	11-20	30	21	53	10	9	5	8	200
	FG%: .345	3PT%: .182	FT%: .550								

Score by Periods:

Iowa	26	28	54
Iowa State	19	34	53

Attendance: 14,020

GEORGIA TECH 79, IOWA 78

March 24, 2003, Carver-Hawkeye Arena, Iowa City, IA

GEORGIA TECH -- 79

Name	FG	3-PT	FT	RB	PF	TP	A	TO	BK	S	MN
Bosh	3-6	1-2	10-13	9	4	17	1	5	1	0	34
Tarver	4-4	0-0	0-0	3	3	8	0	2	1	0	18
Elder	4-13	0-3	0-0	6	1	8	1	3	0	1	31
Jack	2-5	0-2	0-1	1	2	4	9	2	0	2	35
Lewis	3-7	3-6	3-4	4	3	12	1	0	0	1	28
Muhammad	4-8	0-0	3-5	7	2	11	2	0	0	0	21
Schenscher	1-2	0-0	0-0	2	2	2	0	0	0	0	5
Nelson	3-9	0-0	6-7	4	3	12	2	3	0	1	24
McHenry	2-2	1-1	0-0	0	2	5	0	0	0	0	4
Team				2							
Totals	26-56	5-14	22-30	38	22	79	16	15	2	5	200
	FG%: .464	3PT%: .357	FT%: .733								

IOWA -- 78

Name	FG	3-PT	FT	RB	PF	TP	A	TO	BK	S	MN
Worley	0-4	0-1	2-2	5	5	2	1	4	2	3	24
Brunner	2-3	0-1	0-0	5	5	4	2	1	1	0	21
Reiner	3-6	0-0	3-5	4	3	9	0	0	0	0	26
Leslie	6-13	2-4	13-15	0	2	27	3	3	0	2	38
Horner	2-7	2-5	0-0	6	3	6	8	3	0	2	38
Kimm	0-0	0-0	0-0	0	0	0	0	1	0	0	3
Boyd	5-10	2-6	5-5	0	1	17	1	0	0	2	24
Sonderleiter	6-8	0-0	1-4	6	4	13	3	2	1	1	26
Team				2							
Totals	24-51	6-17	24-31	28	23	78	18	14	4	10	200
	FG%: .471	3PT%: .353	FT%: .774								

Score by Periods:

Georgia Tech	44	35	79
Iowa	37	41	78

Attendance: 9,038

SAINT LOUIS 70, IOWA 69

March 16, 2004, Family Arena, St. Charles, MO

IOWA -- 69

Name	FG	3-PT	FT	RB	PF	TP	A	TO	BK	S	MN
Pierce	7-13	0-0	2-2	6	4	16	0	5	0	0	28
Worley	4-7	1-1	1-1	9	4	10	1	3	3	1	38
Brunner	4-6	0-0	2-4	6	2	10	3	0	0	0	30
Horner	4-10	1-4	8-9	5	1	17	6	4	0	0	40
Boyd	3-6	0-3	2-2	1	2	8	4	3	0	1	35
Rand	0-0	0-0	0-0	0	0	0	0	0	0	0	3
Spurgeon	2-2	0-0	2-2	3	3	6	1	1	0	0	14
Hansen	1-3	0-0	0-0	4	1	2	0	1	3	0	12
Team				2							
Totals	25-47	2-8	17-20	39	17	69	15	18	6	2	200
	FG%: .532	3PT%: .250	FT%: .850								

SAINT LOUIS -- 70

Name	FG	3-PT	FT	RB	PF	TP	A	TO	BK	S	MN
Sloan	5-12	1-5	5-8	6	2	16	5	0	0	0	39
Vouyoukas	0-2	0-0	0-0	1	1	0	0	0	0	0	10
Fisher	5-11	0-3	0-0	2	2	10	5	3	2	2	38
Bryant	4-12	1-4	1-1	4	1	10	3	2	0	1	30
Hunt	0-1	0-0	0-0	1	1	0	1	0	0	1	25
Clarke	3-5	1-3	1-2	2	2	8	0	1	0	0	12
Drejaj	7-8	4-4	5-6	1	3	23	2	0	0	1	24
Varner	1-6	0-2	1-1	1	1	3	1	0	0	1	11
Ohanon	0-2	0-0	0-0	1	2	0	1	0	0	1	11
Team				3							
Totals	25-59	7-21	13-18	22	15	70	18	6	2	7	200
	FG%: .424	3PT%: .333	FT%: .722								

Score by Periods:

Iowa	35	34	69
Saint Louis	26	44	70

Attendance: 5,674

IOWA 84, DAYTON, 75

March 13, 2012, Carver-Hawkeye Arena, Iowa City, IA

DAYTON -- 75

Name	FG	3-PT	FT	RB	PF	TP	A	TO	BK	S	MN
Oliver	3-11	0-3	1-2	4	3	7	1	1	0	1	28
Kavanaugh	2-4	0-0	2-2	2	2	6	0	1	0	0	26
Dillard	7-14	4-6	5-6	5	2	23	6	3	0	2	37
Johnson	3-8	0-3	2-2	7	2	8	1	0	0	0	24
Williams	4-7	2-4	2-2	0	2	12	1	0	0	0	32
Asmus	1-1	1-1	0-0	0	0	3	0	0	0	0	0+
Parker	3-10	2-7	1-2	2	1	9	0	2	0	0	25
Vonderhaar	0-0	0-0	0-0	0	0	0	1	0	0	0	0+
Fabrizius	0-6	0-6	1-2	3	1	1	0	0	0	0	12
Gavrilovic	3-5	0-0	0-0	7	1	6	0	1	0	0	14
Hill	0-0	0-0	0-0	0	1	0	0	0	0	0	2
Team				5				2			
Totals	26-66	9-30	14-18	35	15	75	10	9	0	3	200
FG%:	.394	3PT%:	.300	FT%:	.778						

IOWA -- 84

Name	FG	3-PT	FT	RB	PF	TP	A	TO	BK	S	MN
McCabe	9-9	1-1	1-2	8	4	20	2	4	0	0	32
White	10-15	1-3	4-4	11	2	25	2	0	0	0	31
Marble	4-8	1-3	0-0	2	2	9	3	2	1	2	29
Gatens	2-9	2-6	1-2	2	3	7	4	1	1	0	37
Cartwright	1-4	0-1	3-4	4	0	5	11	2	1	0	35
Basabe	6-9	0-0	3-3	5	1	15	0	0	2	1	14
Oglesby	1-3	1-2	0-0	2	0	3	1	0	0	0	16
Brommer	0-0	0-0	0-0	0	0	0	0	1	0	0	3
May	0-1	0-0	0-0	0	0	0	0	0	0	0	3
Team								1			
Totals	33-58	6-16	12-15	34	12	84	23	11	5	3	200
FG%:	.569	3PT%:	.375	FT%:	.800						

Score by Periods:

Dayton		41	34	75
Iowa		44	40	84

Attendance: 13,190

OREGON 108, IOWA 97

March 18, 2012, Matthew Knight Arena, Eugene, OR

IOWA -- 97

Name	FG	3-PT	FT	RB	PF	TP	A	TO	BK	S	MN
Marble	10-15	7-8	4-4	5	3	31	5	0	0	0	37
McCabe	3-6	1-1	1-2	2	5	8	0	4	0	0	13
White	7-17	1-5	7-8	8	2	22	1	0	0	1	35
Gatens	3-10	1-7	0-0	1	2	7	3	1	0	0	35
Cartwright	6-11	0-0	0-0	2	3	12	10	2	0	4	33
Olaseni	0-1	0-0	0-0	0	0	0	0	0	0	0	3
Basabe	8-13	0-0	1-1	8	5	17	0	0	0	0	18
Oglesby	0-1	0-0	0-0	0	0	0	0	0	0	0	17
Brommer	0-1	0-0	0-0	1	1	0	0	1	0	0	3
May	0-4	0-1	0-0	3	2	0	0	0	0	1	5
Stokes	0-0	0-0	0-0	0	0	0	0	0	0	0	1
Team				6							
Totals	37-79	10-22	13-15	36	23	97	19	8	0	6	200
FG%:	.468	3PT%:	.455	FT%:	.867						

OREGON -- 108

Name	FG	3-PT	FT	RB	PF	TP	A	TO	BK	S	MN
Jacob	2-2	0-0	0-0	4	0	4	1	0	0	0	9
Singler	9-10	3-4	4-4	6	3	25	4	1	0	0	35
Woods	3-4	0-0	0-0	0	1	6	0	0	3	0	14
Sim	4-10	3-6	4-4	4	2	15	2	1	0	1	30
Joseph	5-10	3-7	2-2	2	2	15	8	2	0	0	39
Ashaolu	7-10	0-0	8-11	6	2	22	4	1	2	0	25
Loyd	1-4	0-2	0-0	1	2	2	5	2	0	1	13
Nared	0-1	0-1	0-0	2	0	0	0	0	2	0	6
Emory	4-8	1-3	10-11	7	4	19	2	3	0	1	29
Team				0							
Totals	35-59	10-23	28-32	32	16	108	26	10	7	3	200
FG%:	.593	3PT%:	.435	FT%:	.875						

Score by Periods:

Iowa		51	46	97
Oregon		47	61	108

Attendance: 8,647

IOWA 68, INDIANA STATE, 52

March 20, 2013, Carver-Hawkeye Arena, Iowa City, IA

INDIANA STATE -- 52

Name	FG	3-PT	FT	RB	PF	TP	A	TO	BK	S	MN
Arop	1-3	0-1	0-0	2	2	2	1	2	0	0	22
Mahurin	2-8	2-7	0-0	1	3	6	1	1	0	0	21
Gant	6-14	0-1	4-4	23	1	16	0	0	0	2	29
Cummings	2-6	0-3	0-0	4	5	4	5	1	0	1	27
Odum	2-6	1-2	0-0	7	2	5	3	6	0	2	30
Kitchell	0-1	0-0	0-0	1	0	0	0	1	0	0	7
Eitel	1-2	1-2	0-0	1	1	3	1	0	0	0	18
Brown	2-3	0-0	2-3	2	1	6	0	2	0	2	17
Smith, R.	0-0	0-0	0-0	0	0	0	0	0	0	0	0+
Burnett	1-4	0-1	4-4	3	1	6	1	1	0	0	15
Smith, K.	2-3	0-0	0-0	1	1	4	0	2	0	0	14
Team				2							
Totals	19-50	4-17	10-11	27	17	52	12	16	0	7	200
FG%:	.380	3PT%:	.235	FT%:	.909						

IOWA -- 68

Name	FG	3-PT	FT	RB	PF	TP	A	TO	BK	S	MN
Basabe	4-9	0-0	1-2	8	0	9	0	0	1	0	20
White	3-8	0-2	5-7	13	0	11	1	4	0	1	33
Woodbury	2-3	0-0	0-0	3	2	4	0	3	1	0	13
Marble	7-15	2-5	8-10	5	0	24	6	1	0	4	34
Gesell	1-5	0-3	0-0	0	0	2	1	1	0	1	14
Olaseni	1-2	0-0	0-2	3	3	2	0	1	2	0	13
Oglesby	1-3	1-2	0-0	1	0	3	1	0	0	0	24
Clemmons	0-0	0-0	0-0	1	3	0	0	3	0	0	6
Rickert	0-0	0-0	0-0	0	0	0	0	0	0	0	0+
Denning	0-0	0-0	0-0	0	0	0	0	0	0	0	0+
McCabe	2-8	2-5	2-2	3	3	8	1	0	0	0	13
Ingram	0-0	0-0	0-0	0	0	0	0	0	0	0	0+
May	1-4	1-2	2-3	2	2	5	1	0	0	2	30
Stokes	0-0	0-0	0-0	0	0	0	0	0	0	0	0+
Team				3							
Totals	22-57	6-19	18-26	42	13	68	11	13	4	9	200
FG%:	.386	3PT%:	.316	FT%:	.692						

Score by Periods:

Indiana State		30	22	52
Iowa		31	37	68

Attendance: 15,400

IOWA 75, STONY BROOK 63

March 22, 2013, Carver-Hawkeye Arena, Iowa City, IA

STONY BROOK -- 63

Name	FG	3-PT	FT	RB	PF	TP	A	TO	BK	S	MN
Warney	7-9	0-0	3-4	7	1	17	0	0	0	1	31
Brenton	2-6	0-0	1-4	5	2	5	4	2	0	0	34
King	1-2	1-2	1-2	3	1	4	1	0	0	0	12
Jackson	6-11	2-5	1-1	0	2	15	2	1	0	0	30
Coley	4-11	3-5	1-2	5	3	12	2	4	0	0	32
Bracey	0-0	0-0	0-0	1	1	0	0	1	0	0	3
Puriefoy	1-4	0-1	2-4	2	2	4	0	1	0	0	11
Rouse	1-3	0-2	0-0	0	3	2	0	2	0	0	14
Hayes	0-1	0-1	0-0	0	1	0	0	0	0	0	2
McAllister	2-4	0-0	0-0	3	3	4	0	0	1	0	22
Mayo	0-0	0-0	0-0	1	1	0	0	0	0	0	9
Team				3							
Totals	24-51	6-16	9-17	30	20	63	9	11	1	1	200
FG%:	.471	3PT%:	.375	FT%:	.529						

IOWA -- 75

Name	FG	3-PT	FT	RB	PF	TP	A	TO	BK	S	MN
Basabe	4-5	0-0	0-0	6	1	8	2	1	1	0	19
May	1-5	1-1	1-2	4	4	4	4	0	0	0	30
White	4-10	1-4	4-4	7	2	13	2	2	2	0	33
Woodbury	0-1	0-0	0-0	5	4	0	2	1	2	1	17
Marble	9-18	2-6	8-11	2	0	28	5	1	0	2	35
Gesell	2-6	1-3	0-0	0	1	5	3	0	0	1	19
Olaseni	2-3	0-0	1-2	6	1	5	1	0	0	0	20
Oglesby	1-2	1-2	0-0	0	1	3	0	0	0	0	12
Clemmons	0-0	0-0	1-2	0	1	1	0	0	0	0	5
McCabe	3-5	2-3	0-0	3	3	8	1	3	0	1	10
Team				1							
Totals	26-55	8-19	15-21	34	18	75	20	8	5	5	200
FG%:	.386	3PT%:	.316	FT%:	.692						

Score by Periods:

Stony Brook		34	29	63
Iowa		37	38	75

Attendance: 15,400

IOWA 75, VIRGINIA 64

March 27, 2013, Jon Paul Jones Arena, Charlottesville, VA

IOWA -- 75

Name	FG	3-PT	FT	RB	PF	TP	A	TO	BK	S	MN
Basabe	0-3	0-0	0-0	2	1	0	1	0	1	0	16
May	3-6	2-2	0-0	2	3	8	1	0	0	0	33
White	1-6	0-3	4-4	5	1	6	0	2	0	1	30
Woodbury	5-7	0-0	0-0	8	4	10	2	2	0	0	26
Marble	8-16	1-5	7-7	3	1	24	5	2	1	3	36
Olaseni	0-1	0-0	0-0	1	1	0	0	1	0	0	7
Oglesby	1-1	1-1	0-0	0	1	3	0	1	0	1	10
Clemmons	1-2	1-2	4-4	4	1	7	2	2	1	0	19
Gesell	3-5	1-2	0-0	1	0	7	1	1	0	2	8
McCabe	4-6	2-2	0-0	3	4	10	2	4	0	1	15
Team				5							
Totals	26-53	8-17	15-15	34	17	75	14	15	3	8	200
	FG%: .491	3PT%: .471	FT%: 1.000								

Virginia -- 64

Name	FG	3-PT	FT	RB	PF	TP	A	TO	BK	S	MN
Mitchell	2-6	0-0	5-6	7	1	9	2	2	0	2	30
Evans	0-2	0-0	0-0	1	4	0	4	1	0	2	30
Jespersion	1-2	1-2	0-0	1	2	3	0	1	0	0	18
Harris	4-11	2-5	1-2	0	3	11	1	4	0	0	34
Anderson	6-14	5-8	7-8	6	2	24	2	4	5	3	35
Browman	0-0	0-0	0-0	0	1	0	0	0	0	0	2
Barnette	0-1	0-1	0-0	0	0	0	1	1	0	0	7
Jones	1-3	0-1	0-0	0	2	2	0	1	0	0	9
Tobey	5-10	0-0	5-6	6	0	15	1	1	3	1	22
Nolte	0-1	0-1	0-0	2	0	0	0	0	0	0	11
Atkins	0-0	0-0	0-0	0	0	0	0	1	0	0	2
Team				3							
Totals	19-50	8-18	18-22	26	15	64	11	16	8	8	200
	FG%: .380	3PT%: .444	FT%: .818								

Score by Periods:

Iowa		31	44	75
Virginia		28	36	64

Attendance: 11,141

IOWA 71, MARYLAND 60

April 2, 2013, Madison Square Garden, New York, NY

IOWA -- 71

Name	FG	3-PT	FT	RB	PF	TP	A	TO	BK	S	MN
Basabe	2-7	0-0	0-0	3	3	4	1	1	0	1	15
White	1-3	0-0	8-10	8	2	10	1	2	2	1	31
Woodbury	3-8	0-0	3-4	3	3	9	0	0	2	0	29
Marble	8-16	2-5	3-4	9	1	21	3	3	1	1	33
May	3-7	1-2	5-6	4	1	12	5	0	0	3	36
Olaseni	1-1	0-0	0-0	0	3	2	0	0	0	0	6
Oglesby	0-2	0-2	0-0	0	0	0	1	0	0	1	7
Clemmons	1-3	0-0	0-0	0	0	2	2	0	0	0	17
Gesell	2-5	0-1	0-0	1	1	4	1	0	0	0	11
McCabe	3-5	1-2	0-0	2	3	7	3	0	0	0	15
Team				6							
Totals	24-57	4-12	19-24	36	17	71	17	8	5	7	200
	FG%: .421	3PT%: .333	FT%: .792								

Maryland -- 60

Name	FG	3-PT	FT	RB	PF	TP	A	TO	BK	S	MN
Mitchell	3-7	0-0	0-0	4	0	6	3	3	0	0	18
Wells	4-11	0-2	1-2	4	5	9	3	1	0	0	27
Len	6-10	0-0	4-6	9	1	16	1	0	6	0	31
Howard	0-2	0-1	2-2	2	4	2	4	4	0	2	31
Faust	5-14	2-5	2-6	3	2	14	1	2	1	0	29
Aronhalt	3-8	3-6	0-0	3	0	9	0	2	0	0	25
Layman	2-5	0-1	0-0	7	4	4	0	4	2	1	27
Padgett	0-0	0-0	0-0	0	0	0	0	0	0	0	3
Clear	0-0	0-0	0-0	1	2	0	0	0	1	0	9
Team				6							
Totals	23-57	5-15	9-16	39	18	60	12	17	10	3	200
	FG%: .404	3PT%: .333	FT%: .563								

Score by Periods:

Iowa		38	33	71
Maryland		33	27	60

Attendance: 10,009

BAYLOR 74, IOWA 54

April 2, 2013, Madison Square Garden, New York, NY

IOWA -- 54

Name	FG	3-PT	FT	RB	PF	TP	A	TO	BK	S	MN
Basabe	0-5	0-0	1-2	6	2	1	0	0	0	0	13
White	4-13	0-2	4-4	6	0	12	1	2	0	2	34
Woodbury	0-4	0-0	2-4	6	2	2	0	1	0	1	16
Marble	3-12	0-4	0-0	1	2	6	4	4	0	2	27
May	3-9	1-4	1-2	1	5	8	0	0	0	0	26
Olaseni	1-4	0-0	0-0	2	2	2	0	0	0	0	18
Oglesby	1-4	1-4	0-0	1	0	3	1	0	0	0	14
Clemmons	2-2	2-2	1-2	3	1	7	1	2	0	0	17
Gesell	4-6	1-3	4-4	2	3	13	0	1	0	0	17
Rickert	0-0	0-0	0-0	1	0	0	0	0	0	0	1
Denning	0-0	0-0	0-0	0	0	0	1	0	0	0	1
McCabe	0-8	0-5	0-0	7	3	0	3	1	0	0	14
Ingram	0-0	0-0	0-0	0	0	0	0	0	0	0	1
Stokes	0-2	0-0	0-0	0	0	0	0	0	0	0	1
Team				3							
Totals	18-69	5-24	13-18	39	20	54	11	11	0	5	200
	FG%: .491	3PT%: .471	FT%: 1.000								

Baylor -- 74

Name	FG	3-PT	FT	RB	PF	TP	A	TO	BK	S	MN
Walton	2-5	0-1	1-2	1	3	5	5	2	0	6	31
Jefferson	8-11	0-0	7-8	7	3	23	0	0	1	1	25
Austin	6-7	0-1	3-5	9	1	15	4	3	5	2	34
Heslip	1-4	1-4	1-2	4	2	4	0	0	0	0	24
Jackson	4-11	3-6	6-6	5	4	17	10	3	0	0	37
Rose	0-0	0-0	0-0	0	0	0	0	0	0	0	2
Gathers	3-3	0-0	0-0	4	3	6	0	2	1	0	14
Franklin	2-4	0-2	0-0	1	0	4	0	0	0	0	23
Bello	0-1	0-0	0-0	0	0	0	0	0	0	0	5
Neubart	0-1	0-1	0-0	0	0	0	0	0	0	0	1
Prince	0-1	0-0	0-0	1	1	0	0	0	0	0	3
Team				6							
Totals	26-48	4-15	18-23	38	17	74	19	11	7	9	200
	FG%: .542	3PT%: .267	FT%: .783								

Score by Periods:

Iowa		22	32	54
Baylor		27	47	74

Attendance: 5,301



Melsahn Basabe dunks over Maryland's Alex Len in Madison Square Garden in 2013.

RANKED ACCORDING TO TOTAL VICTORIES

NAME	YEARS	OVERALL			BIG TEN		
		W-L	PCT.		W-L	PCT.	
Tom Davis	1986-99	269-140	.658		125-105	.543	
Lute Olson	1975-83	168-90	.651		92-70	.568	
Steve Alford	1999-07	152-106	.589		61-67	.477	
Rollie Williams	1930-42, 51	139-131	.515		69-92	.429	
Bucky O'Connor*	1950, 52-58	114-59	.659		71-41	.634	
Pops Harrison*	1943-50	98-42	.700		48-38	.558	
Ralph Miller	1965-70	95-51	.651		54-30	.643	
Fran McCaffery	2010-	74-63	.540		30-42	.417	
Sharm Scheuerman	1959-64	72-69	.511		38-46	.452	
Sam Barry	1923-29	62-54	.534		43-41	.512	
George Raveling	1984-86	54-38	.587		26-28	.481	
Maury Kent	1914-18	42-36	.538		10-29	.256	
Dick Schultz	1971-74	41-55	.427		20-36	.357	
Todd Lickliter	2007-10	38-58	.396		15-39	.278	
Ed Rule	1902, 04, 06, 08	37-15	.712		0-0	.000	
James Ashmore	1920-22	29-26	.527		17-17	.500	
John Griffith	1907, 09-10	24-15	.615		3-7	.300	
Walter Stewart	1911-12	15-12	.556		2-6	.250	
Floyd Thomas	1913	9-13	.409		1-5	.167	
Edwin Bannick	1919	8-7	.533		4-7	.364	
John Chalmers	1905	6-8	.429		0-0	.000	
Fred Bailey	1903	4-3	.571		0-0	.000	
TOTALS		1550-1091	.587		729-746	.494	

RANKED ACCORDING TO OVERALL GAME WINNING PERCENTAGE

NAME	YEARS	OVERALL			BIG TEN		
		W-L	PCT.		W-L	PCT.	
Ed Rule	1902, 04, 06, 08	37-15	.712		0-0	.000	
Pops Harrison*	1943-50	98-42	.700		48-38	.558	
Bucky O'Connor*	1950, 52-58	114-59	.659		71-41	.634	
Tom Davis	1986-99	269-140	.658		125-105	.543	
Lute Olson	1975-83	168-90	.651		92-70	.568	
Ralph Miller	1965-70	95-51	.651		54-30	.643	
John Griffith	1907, 09-10	24-15	.615		3-7	.300	
Steve Alford	1999-07	152-106	.589		61-67	.477	
George Raveling	1984-86	54-38	.587		26-28	.481	
Fred Bailey	1903	4-3	.571		0-0	.000	
Walter Stewart	1911-12	15-12	.556		2-6	.250	
Fran McCaffery	2010-	74-63	.540		30-42	.417	
Maury Kent	1914-18	42-36	.538		10-29	.256	
Sam Barry	1923-29	62-54	.534		43-41	.512	
Edwin Bannick	1919	8-7	.533		4-7	.364	
James Ashmore	1920-22	29-26	.527		17-17	.500	
Rollie Williams	1930-42, 51	139-131	.515		69-92	.429	
Sharm Scheuerman	1959-64	72-69	.511		38-46	.452	
John Chalmers	1905	6-8	.429		0-0	.000	
Dick Schultz	1971-74	41-55	.427		20-36	.357	
Floyd Thomas	1913	9-13	.409		1-5	.167	
Todd Lickliter	2007-10	38-58	.396		15-39	.278	
TOTALS		1550-1091	.587		729-746	.494	

*Both Pops Harrison and Bucky O'Connor coached 11 games in 1949-50.

YEAR	COACH	OVERALL GAMES					BIG TEN GAMES			
		W-L	HOME	IOWA AWAY	OPP. AVG.	AVG.	W-L	IOWA RANK	OPP. AVG.	AVG.
1902	Ed Rule	10-2	3-0	7-2	32.3	21.1	did not compete			
1903	Fred Bailey	4-3	3-1	1-2	22.6	11.9	did not compete			
1904	Ed Rule	6-2	2-1	4-1	23.4	25.0	did not compete			
1905	John Chalmers	6-8	3-1	3-7	24.9	27.9	did not compete			
1906	Ed Rule	11-5	6-1	5-4	36.5	21.0	did not compete			
1907	John Griffith	5-5	3-1	2-4	32.9	26.5	did not compete			
1908	Ed Rule	10-6	6-3	4-3	33.3	26.9	did not compete			
1909	John Griffith	8-7	4-1	4-6	27.1	18.2	1-5	8th	16.2	22.2
1910	John Griffith	11-3	6-1	5-2	24.4	13.8	2-2	T-5th	20.0	14.8
1911	Walter Stewart	9-4	4-1	5-3	22.8	18.6	2-2	T-5th	16.5	25.3
1912	Walter Stewart	6-8	4-3	2-5	17.6	19.7	0-4	T-7th	11.0	33.3
1913	Floyd Thomas	9-13	5-3	4-10	15.9	20.7	1-5	8th	10.3	24.3
1914	Maury Kent	9-7	5-3	4-4	21.4	23.4	1-5	8th	16.8	31.5
1915	Maury Kent	9-8	5-4	4-4	23.6	19.7	2-6	7th	16.8	21.8
1916	Maury Kent	11-4	6-2	5-2	24.6	18.9	2-4	7th	18.0	25.7
1917	Maury Kent	7-9	6-3	1-6	18.9	19.4	1-8	9th	15.4	22.6
1918	Maury Kent	6-8	4-4	2-4	21.8	28.1	4-6	9th	22.6	30.1
1919	Edwin Bannick	8-7	5-3	3-4	22.5	22.9	4-7	T-7th	20.7	25.3
1920	James Ashmore	9-10	6-6	3-4	23.8	22.8	6-6	6th	22.7	23.8
1921	James Ashmore	9-9	6-2	3-7	23.0	19.4	6-5	T-6th	20.2	19.7
1922	James Ashmore	11-7	6-3	5-4	25.6	20.5	5-6	5th	23.9	23.0
1923	Sam Barry	13-2	8-1	5-1	27.9	18.5	11-1	T-1st	27.8	18.8
1924	Sam Barry	7-10	5-5	2-5	23.4	26.2	4-8	9th	24.3	28.3
1925	Sam Barry	6-10	4-5	2-5	24.6	24.0	5-7	7th	24.6	22.9
1926	Sam Barry	12-5	9-0	3-5	22.5	21.1	8-4	T-1st	20.8	21.4
1927	Sam Barry	9-8	6-4	3-4	28.3	26.4	7-5	T-4th	28.3	26.8
1928	Sam Barry	6-11	4-6	2-5	29.9	33.8	3-9	T-7th	29.8	36.9
1929	Sam Barry	9-8	7-2	2-6	29.1	28.2	5-7	7th	27.6	29.8
1930	Rollie Williams	4-13	3-7	1-6	29.1	30.1	did not compete			
1931	Rollie Williams	5-12	3-6	2-6	19.6	27.3	2-10	10th	19.3	30.2
1932	Rollie Williams	5-12	2-7	3-5	27.0	29.5	3-9	9th	28.2	30.2
1933	Rollie Williams	15-5	9-2	6-3	33.5	26.8	8-4	T-3rd	30.3	29.9
1934	Rollie Williams	13-6	10-1	3-5	35.8	28.4	6-6	T-5th	33.1	31.9
1935	Rollie Williams	10-9	6-4	4-5	35.6	32.8	6-6	6th	34.3	33.2
1936	Rollie Williams	9-10	6-4	3-6	31.1	31.6	5-7	T-6th	29.4	32.1
1937	Rollie Williams	11-9	7-4	4-5	34.5	33.9	3-9	T-8th	31.3	36.9
1938	Rollie Williams	11-9	5-4	6-5	35.3	35.3	6-6	T-5th	34.8	34.3
1939	Rollie Williams	8-11	7-4	1-7	35.5	36.5	3-9	10th	34.8	38.3
1940	Rollie Williams	9-12	7-3	2-9	35.9	37.5	4-8	8th	37.3	40.7
1941	Rollie Williams	12-8	8-3	4-5	44.3	39.3	4-8	8th	43.3	44.8
1942	Rollie Williams	12-8	8-3	4-5	47.1	43.1	10-5	T-2nd	48.1	43.2
1943	Pops Harrison	7-10	6-4	1-6	47.5	50.2	3-9	9th	44.6	52.5
1944	Pops Harrison	14-4	10-1	4-3	52.8	40.3	9-3	T-2nd	50.3	42.8
1945	Pops Harrison	17-1	11-0	6-1	57.2	39.2	11-1	1st	49.3	40.4
1946	Pops Harrison	14-4	11-1	3-3	57.4	41.6	8-4	T-3rd	50.5	45.8
1947	Pops Harrison	12-7	12-1	0-6	56.8	47.5	5-7	T-6th	54.3	52.3
1948	Pops Harrison	15-4	12-0	3-4	56.9	47.5	8-4	2nd	53.6	51.0
1949	Pops Harrison	10-10	10-3	0-7	55.1	54.9	3-9	8th	50.8	62.8
1950	Pops Harrison	9-2	6-0	3-2	68.7	56.6	1-1		56.0	60.0
	Bucky O'Connor	6-5	4-2	2-3	59.5	59.7	5-5	5th	58.4	61.1
1951	Rollie Williams	15-7	8-2	7-5	65.0	59.5	9-5	3rd	65.4	58.5
1952	Bucky O'Connor	19-3	10-1	9-2	69.7	61.7	11-3	2nd	72.4	64.4
1953	Bucky O'Connor	12-10	9-2	3-8	69.8	68.3	9-9	6th	69.8	70.6
1954	Bucky O'Connor	17-5	10-2	7-3	70.9	64.3	11-3	2nd	73.1	65.9
1955	Bucky O'Connor	19-7	10-1	9-6	79.7	71.7	11-3	1st	81.6	74.8
1956	Bucky O'Connor	20-6	12-1	8-5	77.7	69.9	13-1	1st	80.9	69.9
1957	Bucky O'Connor	8-14	6-4	2-10	69.6	72.8	4-10	8th	70.8	73.9
1958	Bucky O'Connor	13-9	8-3	5-6	73.7	73.1	7-7	6th	74.3	75.3

YEAR	COACH	OVERALL GAMES					BIG TEN GAMES				
		W-L	HOME	AWAY	IOWA AVG.	OPP. AVG.	W-L	RANK	IOWA AVG.	OPP. AVG.	
1959	Sharm Scheuerman	10-12	7-3	3-9	75.7	76.6	7-7	T-5th	81.3	80.3	
1960	Sharm Scheuerman	14-10	8-3	6-7	73.0	71.0	6-8	T-6th	69.4	72.4	
1961	Sharm Scheuerman	18-6	9-3	9-3	70.9	64.7	10-4	T-2nd	66.4	61.4	
1962	Sharm Scheuerman	13-11	9-3	4-8	70.3	67.5	7-7	T-4th	70.8	71.5	
1963	Sharm Scheuerman	9-15	4-5	5-10	65.7	70.3	5-9	8th	68.6	73.6	
1964	Sharm Scheuerman	8-15	5-6	3-9	73.8	80.8	3-11	9th	73.7	85.1	
1965	Ralph Miller	14-10	8-3	6-7	83.8	78.1	8-6	5th	82.9	78.6	
1966	Ralph Miller	17-7	12-0	5-7	82.5	74.6	8-6	T-3rd	80.8	79.8	
1967	Ralph Miller	16-8	9-2	7-6	81.5	76.9	9-5	3rd	84.0	79.6	
1968	Ralph Miller	16-9	10-2	6-7	75.2	71.9	10-4	T-1st	76.6	71.6	
1969	Ralph Miller	12-12	10-2	2-10	84.4	79.9	5-9	T-8th	79.5	82.1	
1970	Ralph Miller	20-5	11-1	9-4	98.7	87.0	14-0	1st	102.9	90.3	
1971	Dick Schultz	9-15	6-6	3-9	81.1	82.8	4-10	T-7th	82.9	88.2	
1972	Dick Schultz	11-13	9-3	2-10	80.0	80.7	5-9	T-8th	80.3	79.7	
1973	Dick Schultz	13-11	8-5	5-6	77.5	72.1	6-8	T-6th	77.7	77.0	
1974	Dick Schultz	8-16	7-5	1-11	73.1	81.2	5-9	7th	74.1	81.7	
1975	Lute Olson	10-16	7-5	3-11	73.0	80.6	7-11	7th	70.6	77.8	
1976	Lute Olson	19-10	10-4	9-6	82.4	79.5	9-9	5th	80.7	81.8	
1977	Lute Olson	20-7	12-2	8-5	80.4	75.3	12-6	4th	77.4	77.3	
1978	Lute Olson	12-15	8-5	4-10	74.3	73.4	5-13	8th	69.1	72.9	
1979	Lute Olson	20-8	11-3	9-5	77.4	66.5	13-5	T-1st	72.9	64.2	
1980	Lute Olson	23-10	11-2	12-8	73.0	65.6	10-8	4th	67.9	66.6	
1981	Lute Olson	21-7	12-2	9-5	74.8	64.4	13-5	2nd	70.2	64.8	
1982	Lute Olson	21-8	12-1	9-7	65.4	58.2	12-6	T-2nd	62.4	56.7	
1983	Lute Olson	22-9	11-3	11-6	69.7	62.5	11-7	T-2nd	67.1	62.6	
1984	George Raveling	13-15	8-6	5-9	58.9	57.3	6-12	T-7th	54.9	56.8	
1985	George Raveling	21-11	16-3	5-8	70.2	58.8	10-8	5th	66.9	61.8	
1986	George Raveling	20-12	11-2	9-10	73.6	65.7	10-8	6th	72.7	65.9	
1987	Tom Davis	30-5	13-2	17-3	87.3	74.4	14-4	3rd	83.4	72.8	
1988	Tom Davis	24-10	14-2	10-8	93.6	81.4	12-6	T-3rd	91.2	82.1	
1989	Tom Davis	23-10	15-2	8-8	89.6	81.2	10-8	4th	86.6	84.4	
1990	Tom Davis	12-16	11-5	1-11	75.4	80.1	4-14	T-8th	75.6	87.1	
1991	Tom Davis	21-11	13-4	8-7	76.8	72.1	9-9	T-5th	73.2	72.9	
1992	Tom Davis	19-11	13-2	6-9	81.1	72.0	10-8	5th	73.9	71.9	
1993	Tom Davis	23-9	15-1	8-8	78.3	65.4	11-7	T-3rd	73.7	69.6	
1994	Tom Davis	11-16	9-6	2-10	83.5	81.7	5-13	T-10th	80.6	84.5	
1995	Tom Davis	21-12	13-5	8-7	83.6	74.6	9-9	T-7th	81.3	77.3	
1996	Tom Davis	23-9	14-1	9-8	79.6	67.9	11-7	4th	74.1	67.6	
1997	Tom Davis	22-10	14-2	8-8	72.3	63.7	12-6	T-2nd	69.7	62.2	
1998	Tom Davis	20-11	11-5	9-6	80.2	67.5	9-7	T-5th	74.4	69.8	
1999	Tom Davis	20-10	11-4	9-6	73.9	70.0	9-7	T-3rd	71.9	71.1	
2000	Steve Alford	14-16	9-4	5-12	68.8	71.6	6-10	T-7th	65.1	71.1	
2001	Steve Alford	23-12	12-4	11-8	74.1	70.5	7-9	T-6th	71.7	73.6	
2002	Steve Alford	19-16	13-4	6-12	72.6	68.1	5-11	T-8th	67.4	70.9	
2003	Steve Alford	17-14	11-7	6-7	69.1	66.5	7-9	T-8th	69.1	71.0	
2004	Steve Alford	16-13	11-3	5-10	71.4	68.9	9-7	4th	71.0	69.6	
2005	Steve Alford	21-12	13-3	8-9	72.9	67.3	7-9	7th	68.2	67.2	
2006	Steve Alford	25-9	17-0	8-9	66.3	58.9	11-5	T-2nd	66.6	62.6	
2007	Steve Alford	17-14	14-2	3-12	68.4	65.6	9-7	T-4th	67.0	66.9	
2008	Todd Lickliter	13-19	10-8	3-11	56.1	58.0	6-12	8th	55.4	60.2	
2009	Todd Lickliter	15-17	13-4	2-13	60.2	59.6	5-13	10th	57.9	62.5	
2010	Todd Lickliter	10-22	9-9	1-13	60.5	66.0	4-14	T-9th	57.9	66.9	
2011	Fran McCaffery	11-20	8-8	2-9	67.2	68.1	4-14	10th	65.2	72.8	
2012	Fran McCaffery	18-17	14-6	3-9	73.0	72.5	8-10	T-7th	67.8	71.6	
2013	Fran McCaffery	25-13	18-2	3-8	70.1	62.8	9-9	6th	66.3	64.6	
2014	Fran McCaffery	20-13	13-4	4-6	81.5	70.3	9-9	6th	78.3	73.6	
Totals		1,550-1,091	987-349	554-736			729-746				

Coach Ed Rule
1901-02 (10-2)

11/6	*	Grinnell	W	34-19
12/14	*	Upper Iowa	W	42-13
1/15		Upper Iowa	W	27-26
1/16		Dubuque YMCA	W	36-27
1/17		Augustana (IL)	W	22-21
1/24		West College	W	24-7
2/1		Wilton	W	66-4
2/5	*	Kansas	W	40-27
2/14		D. M. YMCA	W	42-17
2/15		Grinnell	W	25-21
3/1		Minnesota	L	10-47
3/3		Minnesota A.C.	L	20-24

Coach Fred Bailey
1902-03 (4-3)

1/24	*	Wilton	W	68-7
1/29		Des Moines College	W	NA
1/30		Des Moines YMCA	L	21-24
2/2		Grinnell	L	5-6
2/14	*	Grinnell	L	13-15
	*	West College	W	24-14
	*	Highland Park	W	27-17

Coach Ed Rule
1903-04 (6-2)

12/4	*	Grinnell	W	39-35
1/7		Augustana (IL)	W	20-12
1/14		Grinnell	W	21-20
1/15		D. M. YMCA	W	23-16
1/17		Highland Park	W	28-19
1/30	*	Augustana (IL)	L	21-44
		Grinnell	L	12-35
2/19	*	Grinnell	W	23-19

Coach John Chalmers
1904-05 (6-8)

1/11		Minnesota A.C.	W	24-18
1/12		Minnesota	L	17-48
1/21		Augustana (IL)	L	20-41
1/26		Highland Park	W	23-22
1/27		Des Moines YMCA	W	24-22
1/28		Grinnell	L	22-32
2/4	*	Augustana (IL)	W	28-24
2/18	*	Des Moines YMCA	L	25-33
2/23	*	Grinnell	W	24-17
2/28		Iowa Natl. Guard	L	26-46
3/4	*	Coe	W	50-9
3/6		Grinnell	L	26-34
3/10		Chicago	L	16-20
3/11		Northwestern	L	23-24

Coach Ed Rule
1905-06 (11-5)

	*	Augustana (IL)	W	25-11
	*	Lewis Institute	L	25-31
		Coe	W	65-20
	*	Grinnell	W	26-13
1/13	*	Northern IA	W	51-9
1/26		Iowa Natl. Guard	W	42-26
2/1		Central YMCA	L	24-35
2/2		Chicago	L	20-27
2/14	*	Kansas	W	29-19
2/16		Northern Iowa	W	70-25
2/17		Coe	W	43-13
2/22		Grinnell	L	19-20
2/23		Des Moines YMCA	L	27-33
3/2		Augustana (IL)	W	28-25
3/3	*	Coe	W	70-12
3/9	*	Grinnell	W	20-17

Coach John Griffith
1906-07 (5-5)

12/13	*	Northern Iowa	W	73-16
1/12	*	Coe	W	49-35
1/18		Des Moines YMCA	L	26-32
1/19		Highland Park	W	32-17
1/21		Nebraska	L	17-27
1/23		Kansas City A.C.	L	28-35
1/30		Grinnell	W	20-17
2/9	*	Grinnell	L	21-24
2/16		Coe	L	31-33
2/22	*	Nebraska	W	32-29

Coach Ed Rule
1907-08 (10-6)

12/7		Cedar Rapids YMCA	W	69-39
12/14	*	Cedar Rapids YMCA	W	63-12
12/20	*	Chicago	L	26-35
		Upper Iowa	W	42-25
1/8	*	Minnesota	L	12-31
		Luther	W	34-32
		Chicago	L	12-32
	*	Minnesota	L	25-33
1/20	*	Grinnell	W	15-13
1/30	*	Missouri	W	46-16
2/14	*	Illinois	W	46-36
2/15		Coe	W	42-28
2/22		Grinnell	L	11-34
2/27	*	Coe	W	38-12
3/7	*	Nebraska	W	39-26
3/11		Grinnell	L	12-26

Coach John Griffith
1908-09 (8-7, 1-5 Big Ten/8th)

1/13	*	Northern Iowa	W	42-12
1/21	*	Coe	W	48-10
1/28		Chicago	L	10-29
1/29		Indiana	L	12-18
1/30		Purdue	L	11-17
2/2	*	Haskell Indians	W	32-18
2/6	*	Grinnell	L	18-19
2/9		Coe	W	36-24
2/12		Grinnell	L	14-25
2/18	*	Minnesota	W	37-14
2/19		Northern Iowa	W	49-9
2/22		Drake	W	36-13
2/26		Luther	W	34-12
2/27		Minnesota	L	18-23
3/1		Wisconsin	L	9-30

1909-10 (11-3, 2-2 Big Ten/T5th)

1/10		Coe	W	32-17
1/19		Luther	W	19-15
1/20		Minnesota	L	9-20
1/22		Northern Iowa	W	34-11
1/29	*	Grinnell	W	20-13
2/3	*	Minnesota	L	18-22
2/4		Drake	W	26-8
2/5		Iowa State	W	30-27
2/11		Grinnell	L	13-18
2/16	*	Missouri	W	20-6
2/19		Northwestern	W	18-11
2/27	*	Iowa State	W	24-12
3/1	*	Drake	W	43-7
3/5	*	Northwestern	W	35-6

Coach Walter Stewart
1910-11 (9-4, 2-2 Big Ten/T5th)

1/10	*	Coe	W	51-19
1/21	*	Drake	W	30-20
1/27	*	Northwestern	W	17-10
2/9		Carleton	W	25-14
2/10		Minnesota	L	7-37
2/11		Northern Iowa	W	43-17
2/17		Lewis Institute	L	10-19
2/18		Northwestern	W	27-18
2/20	*	Cornell	W	24-10
2/23		Drake	W	21-15
2/27		Grinnell	L	10-21
3/4	*	Minnesota	L	15-36
3/9		Grinnell	W	12-10

1911-12 (6-8, 0-4 Big Ten/T7th)

12/20	*	Iowa Wesleyan	W	41-22
1/5	*	Wisconsin	L	12-38
1/16	*	Leander Clarke	W	23-11
1/22	*	Minnesota	L	17-36
1/27	*	Northern Iowa	W	28-8
2/10	*	Grinnell	L	19-20
2/12		St. Joseph	L	9-11
2/13		Sacred Heart	W	14-12
2/14		Wisconsin	L	5-30
2/22	*	Cornell	W	24-10
		Grinnell	L	14-18
2/29	*	Northern Iowa	W	21-16
3/1		Minnesota	L	10-29
3/2		Carleton	L	9-15

Coach Floyd Thomas
1912-13 (9-13, 1-5 Big Ten/8th)

12/16	*	Leander Clarke	W	14-10
12/30		Ottumwa	L	17-41
12/31		Highland Park	L	4-14
1/1		Iowa Natl. Guard	W	25-16
1/2		Des Moines YMCA	L	10-15
1/3		Simpson	L	14-24
1/11	*	Northern Iowa	W	24-20
1/16		Northwestern	L	12-29
1/17		Chicago	L	8-28
1/18		Illinois	L	9-35
1/24	*	Grinnell	L	12-26
2/3	*	Coe	W	42-12
2/5		Cornell	W	13-3
2/8	*	Iowa State	W	27-15
2/15	*	Minnesota	L	10-26
2/18	*	Cornell	W	19-16
2/21		Grinnell	L	11-35
2/25		Iowa State	W	21-13
3/1	*	Northwestern	L	11-19
3/6		Northern Iowa	L	15-21
3/7		Minnesota	W	12-9
3/8		Carleton	L	20-28

Coach Maury Kent
1913-14 (9-7, 1-5 Big Ten/8th)

12/12	*	Leander Clarke	W	24-13
1/7	*	Northern Iowa	W	21-20
1/14	*	Cornell	W	50-13
1/17		Chicago	L	13-47
1/19	*	Minnesota	W	16-14
1/23	*	Grinnell	L	20-38
1/31	*	Iowa State	W	22-15
2/11		Northern Iowa	W	27-14
2/12		Minnesota	L	13-34
2/13		Carleton	L	16-25
2/16	*	Chicago	L	13-28
2/21	*	Northwestern	L	23-35
2/24		Iowa State	W	21-16
2/27		Grinnell	W	20-18
3/3		Cornell	W	20-13
3/7		Northwestern	L	23-41

1914-15 (9-8, 2-6 Big Ten/7th)

12/14	*	Iowa Wesleyan	W	46-22
1/9	*	Northern Iowa	W	44-16
1/13		Northwestern	L	15-26
1/16	*	Cornell	W	32-16
1/19	*	Indiana	W	29-20
1/22		Minnesota	L	14-29
1/23		Carleton	L	19-20
1/30	*	Grinnell	L	14-15
2/8	*	Ohio State	L	16-17
2/13	*	Minnesota	L	9-11
2/16	*	Iowa State	W	27-12
2/19		Grinnell	W	26-20
2/22		Ohio State	L	15-27
2/23		Indiana	W	20-19
3/1		Cornell	W	36-22
3/4		Iowa State	W	23-18
3/6	*	Northwestern	L	16-25

1915-16 (11-4, 2-4 Big Ten/7th)

12/21	*	Iowa Wesleyan	W	55-6
1/7	*	Cornell	W	30-12
1/10	*	Wisconsin#	L	30-36
1/15		Chicago	W	19-18
1/21		Minnesota	L	11-26
1/25	*	Grinnell	W	25-16
1/29	*	Drake	W	31-24
2/7		Cornell	W	28-19
2/12	*	Chicago	W	16-15
2/15		Drake	W	22-14
2/19	*	Iowa State	W	26-9
2/23	*	Minnesota	L	13-21
2/26		Grinnell	W	22-15
2/28		Wisconsin	L	19-38
3/4		Iowa State	W	22-14

1916-17 (7-9, 1-8 Big Ten/9th)

12/15	*	Northern Iowa	W	33-15
12/19	*	Lombard	W	39-11
1/6		Chicago	L	15-22
1/9	*	Cornell	W	28-13
1/12	*	Indiana	L	12-21
1/19		Indiana	L	7-12
1/20		Purdue##	L	17-19
1/24		Northwestern	L	15-24
1/27	*	Grinnell	W	19-16
2/9	*	Chicago	W	24-17
2/16		Iowa State	L	12-24
2/19	*	Minnesota	L	15-39
2/23		Grinnell	W	17-15
2/27	*	Iowa State	W	15-13
3/2		Minnesota	L	19-31
3/10	*	Northwestern	L	15-18

1917-18 (6-8, 4-6 Big Ten/9th)

12/15	*	Cornell	L	18-38
12/20	*	Lombard	L	15-25
1/5		Chicago	L	20-46
1/8	*	Wisconsin	L	22-36
1/19		Minnesota	L	18-33
1/21		Wisconsin	L	19-34
1/28	*	Purdue	W	33-19
2/4	*	Minnesota	W	25-21
2/9	*	Iowa State	W	24-9
2/16	*	Indiana	L	25-29
2/23	*	Chicago	W	29-26
3/1		Iowa State	W	22-20
3/8		Indiana	W	13-11
3/9		Purdue	L	22-46

Coach Edwin Bannick

1918-19 (8-7, 4-7 Big Ten/T7th)

1/8	*	Coe	W	25-22
1/13	*	Indiana	L	14-23
1/17		Chicago	L	19-31
1/18		Northwestern	W	29-28
1/24		Indiana	W	21-12
1/25		Purdue	L	19-32
2/1	*	Minnesota	L	18-28
2/8		Minnesota	L	22-36
2/10		Wisconsin	L	19-28
2/15	*	Iowa State	W	27-17
2/19	*	Chicago	L	10-22
2/22	*	Cornell	W	28-6
3/1		Iowa State	W	29-20
3/8	*	Northwestern	W	28-12
3/11	*	Wisconsin	W	29-27

Coach James Ashmore

1919-20 (9-10, 6-6 Big Ten/6th)

12/15	*	Cornell	L	20-22
12/17	*	Cornell	L	16-24
12/18	*	Cornell	L	32-35
1/1	*	Coe	W	39-11
1/2	*	Coe	L	21-22
1/5	*	Wisconsin	L	18-35
1/9		Minnesota	L	19-21
1/17		Northwestern	W	25-13
1/19		Wisconsin	W	21-20
1/23	*	Iowa State	W	27-15
1/27	*	Chicago	W	22-19
2/2	*	Minnesota	W	30-5
2/7	*	Indiana	W	28-20
2/10		Chicago	L	18-37
2/13		Indiana	L	19-25
2/14		Purdue	L	19-25
2/20	*	Purdue	L	26-42
2/27	*	Northwestern	W	27-23
3/6		Iowa State	W	26-19

1920-21 (9-9, 6-5 Big Ten/T6th)

12/29		Rockford	W	33-16
12/31		Illinois Wesleyan	L	26-29
1/1		Millikin	L	22-24
1/6	*	Coe	W	33-5
1/10	*	Cornell	W	44-13
1/15		Minnesota	L	19-24
1/21		Michigan	L	15-19
1/22		Chicago	L	17-42
1/31	*	Chicago	W	17-16
2/7	*	Minnesota	L	14-17
2/15	*	Iowa State	L	16-20
2/19	*	Purdue	W	20-15
2/21	*	Indiana	W	22-15
2/26		Indiana	W	26-17
3/5		Purdue	L	19-21
3/11		Iowa State	L	18-26
3/14	*	Northwestern	W	33-17
3/28		Northwestern	W	20-14

1921-22 (11-7, 5-6 Big Ten/5th)

12/10	*	Augustana (IL)	W	41-16
12/17	*	Cornell	W	34-14
12/20	*	Lombard	W	26-14
12/22		Creighton	L	17-19
12/23		Creighton	W	20-17
12/31		Knox	W	27-21
1/2	*	Upper Iowa	W	32-15
1/7	*	Wisconsin	L	15-18
1/14		Minnesota	L	16-24
1/21	*	Purdue	L	22-36
1/28		Purdue	L	26-27
2/11		Chicago	W	27-17
2/13		Wisconsin	W	24-18
2/18	*	Ohio State	W	31-27

2/23	*	Minnesota	W	29-21
2/27	*	Michigan	L	20-22
3/4		Michigan	L	19-25
3/6		Ohio State	W	34-18

Coach Sam Barry

1922-23 (13-2, 11-1 Big Ten/T1st)

12/10	*	Knox	W	21-11
12/19	*	Cornell	W	36-19
1/3	*	Notre Dame	L	23-24
1/6		Chicago	W	35-23
1/15	*	Michigan	W	18-17
1/20	*	Ohio State	W	46-21
1/27	*	Northwestern	W	29-22
1/29		Minnesota	W	32-16
2/3	*	Chicago	W	20-12
2/10		Northwestern	W	28-11
2/12		Ohio State	W	36-25
2/22	*	Indiana	W	19-13
2/26	*	Minnesota	W	29-24
3/3		Michigan	W	20-18
3/5		Indiana	L	21-23

1923-24 (7-10, 4-8 Big Ten/9th)

12/8	*	North Dakota	W	22-11
12/15	*	Butler	W	26-23
12/18	*	Cornell	W	25-15
1/2		Creighton	L	13-36
1/5	*	Marquette	L	20-21
1/12	*	Purdue	W	36-26
1/19		Michigan	L	18-23
1/21		Ohio State	L	28-43
2/2	*	Chicago	L	18-31
2/9	*	Ohio State	L	24-26
2/16		Chicago	W	21-13
2/22	*	Illinois	L	14-26
2/25	*	Michigan	L	25-27
2/29		Illinois	L	19-38
3/3		Purdue	W	40-31
3/8	*	Wisconsin	W	22-19
3/11		Wisconsin	L	26-36

1924-25 (6-10, 5-7 Big Ten/T7th)

12/13	*	Wabash	L	24-28
12/18	*	Butler	L	22-26
1/1		Marquette	W	28-17
1/5	*	Minnesota	W	27-19
1/9	*	Purdue	W	35-19
1/17	*	Creighton	L	20-38
1/24		Illinois	L	15-23
1/31	*	Indiana	L	28-30
2/7		Northwestern	W	35-20
2/9		Indiana	L	21-28
2/14		Purdue	L	23-35
2/16		Wisconsin	L	15-16
2/21		Minnesota	L	18-20
2/27		Illinois	W	33-25
3/3	*	Wisconsin	L	23-25
3/7	*	Northwestern	W	26-15

1925-26 (12-5, 8-4 Big Ten/T1st)

12/7	*	St. Louis	W	35-19
12/12	*	Wabash	W	38-26
12/17	*	Butler	W	26-24
12/18		Notre Dame	L	16-17
1/2		Marquette	W	19-16
1/9		Chicago	W	18-13
1/11		Michigan	L	16-22
1/16	*	Indiana	W	29-22
1/23		Ohio State	L	21-35
1/25		Northwestern	L	21-27
2/1		Indiana	L	20-30
2/6	*	Minnesota	W	21-14
2/13	*	Michigan	W	24-21
2/20	*	Northwestern	W	12-11
2/27	*	Chicago	W	32-20
3/3	*	Ohio State	W	18-17
3/13		Minnesota	W	17-15

1926-27 (9-8, 7-5 Big Ten/T4th)

*	St. Louis	W	43-13
*	Wabash	L	13-28
*	Notre Dame	L	18-19
	Marquette	W	35-21
	Chicago	W	19-13
	Purdue	W	39-25
*	Michigan	L	22-41
	Illinois#	L	33-40
*	Butler	L	32-47
*	Ohio State	W	39-25
*	Illinois	W	26-24
*	Purdue	W	33-28
	Wisconsin	L	21-24
*	Chicago	W	25-23
	Ohio State	L	28-30
	Michigan#	L	29-31
*	Wisconsin	W	26-17

1927-28 (6-11, 3-9 Big Ten/T7th)

*	Knox	W	30-21
*	Notre Dame	L	20-23
12/19	* Pittsburgh#	L	40-44
12/31	Marquette	W	31-17
	Minnesota	L	32-33
*	Northwestern	L	32-37
*	Illinois	W	36-30
*	Purdue	L	28-46
*	Creighton	W	30-26
*	Minnesota	W	30-27
	Indiana	L	33-50
	Northwestern	L	28-49
*	Wisconsin	L	21-31
	Illinois	W	41-27
*	Indiana	L	39-49
	Wisconsin	L	17-20
	Purdue	L	20-44

1928-29 (9-8, 5-7 Big Ten/7th)

*	South Dakota	W	37-17
*	Washington (MO)	W	22-18
	Marquette	W	38-15
	Pittsburgh	L	39-45
*	Creighton	W	28-26
*	Ohio State	W	34-26
*	Michigan	L	25-36
*	Minnesota	W	36-23
	Northwestern	L	27-28
	Chicago	W	23-21
*	Indiana	W	29-27
*	Chicago	W	31-20
	Minnesota	L	22-37
	Michigan	L	18-25
	Ohio State	L	23-42
*	Northwestern	L	33-38
	Indiana	L	30-35

Coach Rollie Williams
1929-30 (4-13)

12/9	* Duquesne	W	35-26
12/16	* Pittsburgh	L	21-29
12/21	Marquette	L	19-29
12/23	Notre Dame	L	19-32
1/7	* South Dakota State	L	20-30
1/11	* Missouri	L	24-25
1/18	* Bradley	L	28-35
1/24	Drake	W	25-18
1/25	Nebraska	L	26-41
1/30	* Oklahoma State	W	26-21
2/8	* Creighton	W	33-28
2/15	Concordia (MO)	L	32-41
2/17	St. Louis	L	25-32
2/22	* Drake	L	25-26
2/25	* St. Louis	L	24-31
3/4	* Marquette	L	21-39
3/10	Monmouth	L	23-29

1930-31 (5-12, 2-10 Big Ten/10th)

12/8	* St. Louis	L	14-26
12/15	* Bradley	L	16-17
12/23	Creighton	W	28-22
1/5	Drake	W	21-20
1/10	* Minnesota	L	22-26
1/12	* Purdue	W	25-23
1/17	Wisconsin	L	13-24
1/19	* Indiana	L	20-28
2/2	Minnesota	L	14-36
2/9	Indiana	L	18-31
2/14	* Illinois	L	23-26
2/16	* Wisconsin	W	19-17
2/21	* Northwestern	L	30-40
2/28	Illinois	L	13-31
3/2	Northwestern	L	16-41
3/7	Purdue	L	19-39
3/14	* Notre Dame	W	23-17

1931-32 (5-12, 3-9 Big Ten/9th)

12/5	* Bradley	L	19-24
12/12	* Carleton	L	26-35
12/19	* Nebraska	W	34-29
1/4	Drake	W	24-18
1/9	Ohio State	L	17-20
1/11	* Northwestern	L	26-32
1/16	* Ohio State	L	23-40
1/18	Indiana	L	27-35
2/1	Notre Dame	L	18-33
2/6	* Chicago	W	43-25
2/8	Minnesota	L	22-24
2/13	Northwestern	W	30-25
2/15	Michigan	L	22-40
2/20	* Indiana	L	33-34
2/27	* Michigan	L	27-35
2/29	Chicago	W	46-28
3/5	* Minnesota#	L	22-24

1932-33 (15-5, 8-4 Big Ten/T3rd)

Pos	Starters	Pts
F	Howard Moffitt	89
F	Guelnder Krumbholz	118
C	Howard Bastian	154
G	Ben Selzer	80
G	John Grim	69
Reserves		
F	Jack Kotlow	35
F	John Barko	39
12/3	* Bradley	W 42-29
12/9	* Monmouth	W 28-22
12/12	Drake	W 52-11
12/17	* Carleton	W 34-19
1/3	* North Dakota State	L 17-21
1/7	* Michigan	L 25-33
1/9	Wisconsin	L 19-21
1/14	Purdue	W 35-33
1/16	Chicago	W 36-32
1/30	St. Ambrose	W 44-24
2/3	* Creighton	W 37-30
2/6	* Chicago	W 42-12
2/11	* Purdue	W 34-30
2/13	* Wisconsin	W 31-25
2/18	Michigan	W 36-35
2/20	Ohio State	L 23-38
2/25	* Ohio State	W 37-29
2/27	* Illinois	W 30-27
3/4	Illinois	L 16-44
3/6	St. Louis	W 52-20

1933-34 (13-6, 6-6 Big Ten/T5th)

Pos	Starters	Pts
F	John Barko	138
F	Howard Moffitt	135
C	Howard Bastian	133
G	Ben Selzer	96
G	John Grim	65
Reserves		
C/F	Ivan Blackmer	58
G	Albert Bobby	14
G/F	Fred Schwartz	13
12/2	* Millikin	W 47-27
12/11	* Iowa State	W 30-12
12/16	* Carleton	W 44-24
1/2	* South Dakota	W 42-32
1/6	* Northwestern	W 41-28
1/8	* Wisconsin	W 32-26
1/13	Minnesota	L 38-39
1/15	* Illinois	W 36-14
1/27	St. Ambrose	W 39-18
1/30	Drake	W 39-18
2/3	* Bradley	W 43-25
2/5	Indiana	L 25-34
2/10	Purdue	W 38-36
2/12	Northwestern	L 29-35
2/17	* Purdue	L 33-45
2/19	* Indiana	W 29-26
2/24	* Minnesota	W 33-30
2/26	Illinois	L 31-35
3/3	Wisconsin	L 32-35

1934-35 (10-9, 6-6 Big Ten/6th)

Pos	Starters	Pts
F	John Berko	160
F	Sid Rosenthal	110
C	Ivan Blackmer	142
G	John Grim	92
G	Albert Bobby	73
Reserves		
F	Fred Schwartz	22
F	Glen Tangeman	20
F	Richard Moran	7
12/1	* Hamline	W 38-26
12/10	* Carleton	W 36-23
12/15	* Pittsburgh	L 26-38
12/20	Nebraska	W 31-24
12/29	* Stanford	W 38-28
1/1	Iowa State	L 33-41
1/3	Drake	L 25-45
1/5	* Ohio State	W 32-21
1/7	* Chicago	W 39-29
1/12	Northwestern	W 38-35
1/14	Minnesota#	W 39-33
1/19	* Indiana	L 35-40
2/2	* Minnesota	L 35-36
2/9	Ohio State	L 24-42
2/11	Indiana	L 30-34
2/16	* Michigan	L 27-29
2/23	Chicago	L 40-41
2/25	Michigan	W 37-25
3/4	* Northwestern	W 35-33

YEAR-BY-YEAR SCORES

1935-36 (9-10, 5-7 Big Ten/T6th)

Pos	Starters	Pts
F	Sid Rosenthal (Sr.)	162
F	John Barko (Sr.)	72
C	Jack Drees (So.)	49
G	Joe Van Ysseldyk (So.)	76
G	Kenneth Suesens (So.)	46
Reserves		
G	Wally Gaddis (Jr.)	44
F	Fred Schwartz (Sr.)	38
C	Matt Walsh (Jr.)	36

11/30	* Millikin	L	29-33
12/10	* Carleton	W	52-27
12/14	* Pittsburgh	L	22-32
12/19	Loyola (IL)	W	33-26
12/21	Western Michigan	L	35-48
12/30	Marquette	W	31-27
1/4	* Drake	W	35-22
1/11	* Illinois	W	27-26
1/13	* Ohio State	W	25-23
1/18	Wisconsin	L	21-27
1/20	Ohio State	L	26-34
2/3	Michigan#	L	27-31
2/8	* Purdue	L	38-39
2/10	Illinois	L	14-36
2/15	* Chicago	W	33-20
2/17	* Wisconsin	W	32-25
2/22	* Michigan	L	25-31
2/29	Purdue	L	38-54
3/2	Chicago	W	47-39

1936-37 (11-9, 3-9 Big Ten/T8th)

Pos	Starters	Ppg
F	Ben Stephens (So.)	8.4
F	Sam Johnson (Fr.)	5.7
C	Jack Drees (Jr.)	4.1
G	Joe Van Ysseldyk (Jr.)	4.6
G	Albert Bobby (Sr.)	2.9
Reserves		
F	Wally Gaddis (Sr.)	7.2
C	Matt Walsh (Sr.)	1.3
G	Ken Suesens (Jr.)	1.8

12/5	* Bradley	W	33-27
12/10	* Carleton	W	52-26
12/14	* South Dakota	W	44-23
12/16	* Denver	W	34-30
12/19	Washington (MO)	W	42-35
12/21	Millikin	W	37-30
1/2	Marquette	W	37-34
1/4	Indiana	L	24-28
1/9	Northwestern	W	33-26
1/11	* Purdue	L	31-35
1/16	Illinois	L	28-42
1/18	Wisconsin	L	23-29
2/3	* North Dakota	W	35-30
2/6	* Indiana	L	34-38
2/8	* Northwestern	W	39-29
2/13	Purdue	L	29-54
2/15	* Minnesota	L	37-43
2/20	* Wisconsin	W	43-35
2/22	* Minnesota	L	25-44
2/27	* Illinois	L	29-40

1937-38 (11-9, 6-6 Big Ten/T5th)

Pos	Starters	Ppg
F	Ben Stephens (Jr.)	10.9
F	Nile Kinnick (So.)	6.1
C	Jack Drees (Sr.)	4.8
G	Joe Van Ysseldyk (Sr.)	4.4
G	Ken Suesens (Sr.)	2.5
Reserves		
F	Sam Johnson (So.)	3.9
F	Thomas Lind (So.)	2.6
G	Fred Hohenhorst (So.)	1.2

12/9	* Carleton	W	44-20
12/13	* Washington (MO)	W	41-34
12/18	Butler	W	36-31
12/20	Xavier	W	33-28
12/21	Toledo	L	39-59
12/22	Michigan State	L	37-52
1/1	Marquette	L	23-36
1/8	* Indiana	W	48-39

1/10	* Northwestern	L	28-36
1/15	Ohio State	L	29-48
1/17	Indiana	W	36-32
1/31	* South Dakota	W	35-34
2/5	* Ohio State	L	43-51
2/7	Minnesota	L	26-28
2/12	Chicago	W	42-29
2/14	Michigan	W	38-30
2/19	* Chicago	L	35-38
2/21	Northwestern	W	26-25
2/26	* Michigan	W	37-25
2/28	* Minnesota	L	29-30

1938-39 (8-11, 3-9 Big Ten/10th)

Pos	Starters	Ppg
F	Ben Stephens (Sr.)	13.4
F	Angelo Anapol	4.9
C	Ken Bastian (Jr.)	3.6
G	Erwin Prasse (Jr.)	4.5
G	Thomas Lind (Jr.)	3.6
Reserves		
C	Charles Plett	3.2
F/G	Howard Irvine	2.3
C	Dick Evans (Jr.)	3.0

12/3	* Carleton	L	33-37
12/9	* Monmouth	W	37-34
12/12	* Washington (MO)	W	42-26
12/17	Butler	L	29-31
12/19	DePaul	W	34-29
12/31	* St. Louis	W	47-37
1/7	Wisconsin	L	24-28
1/9	Minnesota	L	29-36
1/14	* Purdue	W	49-41
1/16	* Chicago	W	29-19
1/21	* Michigan	L	32-47
1/30	* South Dakota	W	35-30
2/4	Northwestern	L	25-27
2/6	Illinois	L	26-34
2/11	* Indiana	L	39-50
2/18	Ohio State	L	40-53
2/20	Indiana	L	40-45
2/27	* Northwestern	W	41-26
3/6	* Minnesota	L	43-54

1939-40 (9-12, 4-8 Big Ten/8th)

Pos	#	Starters	Ppg
F	26	Vic Siegel (So.)	9.0
F	17	Thomas Lind (Sr.)	6.5
C	12	Dick Evans (Sr.)	3.9
G	16	Erwin Prasse (Sr.)	3.6
G	24	Vincent Harsha (So.)	1.8
Reserves			
C	10	Ken Bastian (Sr.)	2.7
G	22	Rudy Soderquist (So.)	1.6
G	4	Paul Siglin (So.)	1.9
F	23	Richard Hein (So.)	2.1

12/2	Carleton	W	24-21
12/8	* Millikin	W	43-26
12/11	* Denver	W	44-32
12/16	Wayne	L	30-34
12/18	Butler	L	25-32
12/30	Marquette#	L	43-49
1/1	Toledo	L	30-54
1/6	* Minnesota	L	34-42
1/8	Indiana	L	30-45
1/13	Michigan	L	38-47
1/15	Chicago	W	41-27
1/29	* South Dakota State	W	24-23
2/5	* DePauw	W	35-25
2/10	* Wisconsin	W	37-35
2/12	* Ohio State	W	43-33
2/17	Minnesota	L	29-34
2/19	* Indiana	L	42-46
2/24	Northwestern	L	29-39
2/26	Purdue	L	29-50
3/2	* Illinois	W	62-47
3/4	* Northwestern	L	34-43

1940-41 (12-8, 4-8 Big Ten/8th)

Pos	Starters	Ppg
F	Vic Siegel (Jr.)	9.7
F	Tom Chapman (So.)	6.3
C	Milton Kuhl (Jr.)	9.2
G	Rudy Soderquist (Jr.)	5.6
G	Bill Wheeler (Jr.)	2.7
Reserves		
F	Ben Trickey (So.)	3.1
G	Paul Siglin (Jr.)	2.3
F	Wendell Hill (Jr.)	2.2
F	Richard Hein (Jr.)	1.4

12/7	* Monmouth	W	75-35
12/13	* Wabash	W	42-22
12/16	* Indiana State	W	39-37
12/21	Detroit	W	37-35
12/23	Michigan State	W	40-34
1/3	* DePauw	W	45-35
1/6	North Dakota	W	43-23
1/11	Wisconsin	L	35-49
1/13	Minnesota	W	41-34
1/20	* Northwestern	W	52-41
2/1	* Millikin	W	46-27
2/3	* Chicago	W	58-36
2/8	Ohio State	L	44-49
2/10	Indiana	L	40-50
2/15	* Michigan	L	29-40
2/17	Illinois	L	53-56
2/22	* Indiana	L	36-47
2/24	* Purdue##	L	49-52
3/1	Northwestern	L	36-45
3/3	* Minnesota	W	46-39

1941-42 (12-8, 10-5 Big Ten/T2nd)

Pos	#	Starters	Ppg
F	16	Tom Chapman (Jr.)	12.3
F	7	Wendell Hill (Sr.)	3.9
C	11	Milton Kuhl (Sr.)	8.1
G	22	Rudy Soderquist (Sr.)	6.0
G	26	Vic Siegel (Sr.)	7.6
Reserves			
F	27	Ben Trickey (Jr.)	6.2
F	23	Richard Hein (Sr.)	1.2
G	24	Vincent Harsha (Sr.)	1.3
C	15	Bruce Fountain (Sr.)	0.8

12/13	* Washington (MO)	W	52-31
12/20	Butler	L	35-41
12/22	Western Michigan	W	49-48
12/30	* Nebraska	L	34-41
1/3	Michigan	W	40-34
1/5	Chicago	W	53-39
1/10	* Wisconsin	W	49-45
1/12	* Minnesota	L	39-41
1/17	Ohio State	L	52-54
1/19	Illinois	L	35-42
1/29	* Kansas	L	51-53
2/2	* Chicago	W	64-40
2/7	Purdue	L	44-45
2/9	* Ohio State	W	52-44
2/14	Northwestern	W	46-44
2/21	* Michigan	W	59-38
2/23	* Indiana	W	55-52
2/28	* Purdue	W	42-36
3/2	* Illinois	W	46-32
3/7	Wisconsin	L	45-62

Coach Pops Harrison
1942-43 (7-10, 3-9 Big Ten/9th)

Pos	Starters	Ppg
F	Ben Trickey (Sr.)	13.5
F	Tom Chapman (Sr.)	16.8
C	James O'Brien (Sr.)	7.1
G	Robert Lundstedt (So.)	4.8
G	Theron Thomsen (So.)	5.5
G	Gene Nesmith (So.)	3.1
Reserves		
F/G	Sam Vacanti (So.)	2.8
G	James Humphrey (So.)	0.4

12/10	* South Dakota State	W	52-46
12/14	* Carleton	W	46-43
12/19	Nebraska	L	43-52
1/2	* Ripon	W	69-38
1/9	* Minnesota	L	45-46
1/11	* Minnesota	W	48-41
1/16	Illinois	L	41-61
1/18	Illinois	L	34-66
1/23	* Indiana	L	55-71
1/25	* Indiana	L	43-64
2/6	* Knox	W	62-45
2/13	Northwestern	L	33-52
2/15	Northwestern	L	50-52
2/20	Purdue	L	35-49
2/22	Chicago	W	62-34
2/27	* Ohio State	W	43-41
3/1	* Ohio State	L	46-53

1943-44 (14-4, 9-3 Big Ten/T2nd)

Pos	Starters	Ppg
F	Dick Ives (Fr.)	18.1
F	David Danner (Fr.)	14.4
C	Lloyd Herwig (Sr.)	5.9
G	Ned Postels (So.)	5.6
G	Jack Spencer (Fr.)	3.4
Reserves		
G	Jimmie Grafton (Fr.)	3.1
G	Donald Walter (Fr.)	1.8
G	Glen Kremer (Fr.)	1.0

12/10	* Nebraska	W	50-33
12/15	* Western Illinois	W	82-34
12/18	* Monmouth	W	54-29
1/1	* Denver	W	63-20
1/7	Minnesota	W	37-34
1/8	Minnesota	W	37-29
1/15	* Augustana	W	56-30
1/21	* Illinois	W	56-51
1/22	* Illinois	W	53-44
1/28	Indiana	W	43-42
1/29	Indiana	W	52-40
2/5	* Chicago	W	103-31
2/11	Ohio State	L	49-63
2/12	Ohio State	L	42-56
2/18	* Purdue	W	46-43
2/26	Notre Dame	L	42-66
3/3	* Northwestern	W	45-39
3/4	* Northwestern	L	41-42

1944-45 (17-1, 11-1 Big Ten/1st)

Pos	#	Starters	Ppg
F	4	Ned Postels (Jr.)	6.2
F	7	Dick Ives (So.)	12.0
C	11	Clayton Wilkinson (So.)	11.5
G	28	Herbert Wilkinson (So.)	9.6
G	20	Jack Spencer (So.)	6.1
Reserves			
F	3	Murray Wier (Fr.)	7.8
C	27	Dick Culberson (Jr.)	2.3
G	4	Bob Schulz (Fr.)	1.6

12/9	* Western Illinois	W	101-23
12/11	* South Dakota State	W	87-37
12/16	Nebraska	W	61-45
12/19	* Denver	W	60-41
12/23	* Notre Dame	W	63-46
12/30	* Michigan State	W	66-29
1/6	* Minnesota	W	41-34
1/13	* Purdue	W	61-34
1/19	Michigan	W	29-27

1/22	* Indiana	W	56-51
1/26	Illinois	L	42-43
2/3	* Michigan	W	50-37
2/10	Indiana	W	45-40
2/12	Purdue	W	48-43
2/19	* Wisconsin	W	54-53
2/24	Wisconsin	W	68-38
2/26	Minnesota	W	55-48
3/3	* Illinois	W	43-37

1945-46 (14-4, 8-4 Big Ten/T3rd)

Pos	#	Starters	Ppg
F	3	Murray Wier (So.)	8.4
F	7	Dick Ives (Jr.)	10.3
C	11	Clayton Wilkinson (Jr.)	6.1
G	12	Ned Postels (Sr.)	4.2
G	28	Herbert Wilkinson (Jr.)	8.3
Reserves			
C	15	Noble Jorgensen (Jr.)	6.2
F	4	Dave Danner (Jr.)	6.5
G	5	Tony Guzowski (Fr.)	2.2

12/1	* Augustana	W	87-25
12/3	* South Dakota	W	91-26
12/8	* Denver	W	67-40
12/11	* South Dakota State	W	71-33
12/17	* Nebraska	W	61-35
12/22	* Illinois	W	41-39
1/1	* St. Louis	W	51-40
1/7	* Wisconsin	W	57-50
1/12	Indiana	L	39-45
1/19	Purdue	W	49-43
1/21	Chicago	W	58-32
1/28	* Minnesota#	W	63-61
2/2	* Chicago	W	68-36
2/9	* Purdue	W	43-41
2/16	Wisconsin	W	44-39
2/23	Illinois	L	51-57
2/25	* Indiana	L	46-49
3/2	Minnesota	L	47-58

1946-47 (12-7, 5-7 Big Ten/T6th)

Pos	#	Starters	Ppg
F	3	Murray Wier (Jr.)	15.1
F	7	Dick Ives (Sr.)	6.2
C	15	Noble Jorgensen (Sr.)	9.4
G	28	Herbert Wilkinson (Sr.)	9.3
G	20	Jack Spencer (Jr.)	3.6
Reserves			
G/F	11	Clayton Wilkinson (Sr.)	5.3
G	19	Floyd Magnusson (So.)	3.3
F	10	Dave Danner (Sr.)	2.5

12/2	* South Dakota State	W	73-32
12/7	* Kansas State	W	54-41
12/12	* Detroit	W	67-51
12/16	* South Dakota	W	53-25
12/19	* St. Mary's (CA)	W	44-41
12/23	* Montana State	W	76-49
12/31	* Texas Christian	W	61-37
1/4	* Wisconsin	L	62-63
1/11	* Ohio State	W	61-35
1/13	* Minnesota	W	77-64
1/18	Indiana	L	48-50
1/20	Purdue	L	46-52
1/25	Northwestern	L	40-59
2/3	Wisconsin	L	53-60
2/8	Illinois	L	36-45
2/15	* Michigan	W	55-46
2/17	Minnesota	L	55-59
2/22	* Indiana	W	68-46
3/1	* Purdue	W	51-48

1947-48 (15-4, 8-4 Big Ten/2nd)

Pos	#	Starters	Ppg
F	17	Murray Wier (Sr.)	21.0
F	5	Floyd Magnusson (Jr.)	3.9
C	22	Leonard Metcalfe (Sr.)	10.6
G	7	Jack Spencer (Sr.)	4.3
G	23	Bob Schulz (So.)	4.7
Reserves			
F	26	Bob Vollers (So.)	4.1
C	11	Roger Finley (So.)	2.6
F	4	Charlie Mason (Jr.)	3.4

12/1	* Carleton	W	82-43
12/6	* South Dakota	W	66-30
12/13	* North Dakota	W	58-47
12/20	Washington (MO)	W	44-41
12/31	* Harvard	W	61-41
1/3	* Princeton	W	52-40
1/5	Ohio State	W	49-41
1/10	* Purdue	W	60-49
1/12	Wisconsin	L	51-60
1/17	* Indiana	W	61-52
1/19	Minnesota	L	56-72
1/31	* Regis	W	76-48
2/2	* Northwestern#	W	57-54
2/7	Purdue	W	41-33
2/9	* Illinois	W	70-61
2/14	Indiana	L	47-49
2/21	* Wisconsin	W	62-40
2/28	* Minnesota	W	54-50
3/1	Michigan	L	35-51

1948-49 (10-10, 3-9 Big Ten/8th)

Pos	#	Starters	Ppg
F	4	Charlie Mason (Sr.)	7.8
F		Al Weiss (So.)	8.5
C		Franklin Calsbeek (So.)	6.0
G		Tony Guzowski (Sr.)	7.1
G		Bob Schulz (Jr.)	5.0
Reserves			
F/G		Stan Straatsma (Sr.)	3.9
C/F		Don Hays (Jr.)	3.9
F	26	Bob Vollers (Jr.)	4.1

12/1	* Omaha	W	64-44
12/4	* Colorado College	W	77-44
12/11	* Creighton	W	77-38
12/13	* Ithaca	W	78-26
12/18	Michigan State	L	43-49
12/22	* Texas Christian#	W	47-46
12/30	* St. Mary's (CA)	W	46-43
1/3	* Western Reserve	W	61-54
1/8	* Purdue	L	53-73
1/10	Indiana	L	39-50
1/15	* Ohio State	W	53-49
1/17	* Minnesota	L	45-61
1/22	Northwestern	L	44-65
2/7	Purdue	L	46-54
2/12	Minnesota	L	49-54
2/19	* Wisconsin	W	61-60
2/21	Illinois	L	49-80
2/26	* Indiana	L	60-76
2/28	Wisconsin	L	47-70
3/5	* Michigan	W	63-62

Coaches Pops Harrison/Bucky O'Connor
1949-50 (15-7, 6-6 Big Ten/5th)

Pos	#	Starters	Ppg
F		Bob Vollers (Sr.)	11.6
F		Franklin Calsbeek (Jr.)	15.1
C	27	Charles Darling (So.)	9.2
G	23	Bob Clifton (So.)	8.5
G		Bob Schulz (Sr.)	4.6
Reserves			
F	19	Everett Cochrane (So.)	6.7
F		Dick Riecks (Jr.)	4.0
G		Herald Greene (So.)	3.9

12/1	* Colorado College	W	76-54
12/5	* Michigan State	W	73-53
12/10	Lawrence Tech	L	49-54
12/17	Western Reserve	W	97-57
12/19	Notre Dame	W	64-62

YEAR-BY-YEAR SCORES

12/23	*	Carnegie Tech	W	73-42
12/28	*	Oregon	W	81-54
12/30		Oregon#	W	70-69
1/2	*	Utah State	W	62-58
1/7		Michigan	L	46-66
1/14	*	Indiana	W	65-54
1/16		Purdue	L	55-64
1/21	*	Northwestern	W	61-56
1/23		Ohio State	L	54-68
2/4	*	Purdue	W	66-60
2/11	*	Illinois	W	70-65
2/13	*	Wisconsin#	L	62-66
2/18		Wisconsin	L	44-53
2/20		Minnesota	W	64-62
2/25		Indiana	W	59-53
3/4	*	Creighton	W	70-46
3/6	*	Minnesota	L	49-64

Coach Rollie Williams

1950-51 (15-7, 9-5 Big Ten/3rd)

Pos	#	Starters	Ppg
F		Franklin Calsbeek (Sr.)	15.4
F	25	Herb Thompson (So.)	5.9
C	27	Charles Darling (Jr.)	16.3
G	23	Bob Clifton (Jr.)	9.0
G	19	Everett Cochrane (Jr.)	7.6
Reserves			
G		Herald Greene (Jr.)	4.6
G		Fred Ruck (Jr.)	3.6
F/G		Bob Diehl (So.)	2.2

12/4	*	DePauw	W	74-67
12/9		Western Michigan	L	49-58
12/11		Butler	L	51-54
12/18	*	Notre Dame	W	63-60
12/23	*	UCLA	W	80-63
12/28		Loyola (IL)	W	61-56
12/30		Pittsburgh	W	73-66
1/6		Purdue	W	73-63
1/8	*	Illinois	L	69-72
1/13		Northwestern	L	70-73
1/15	*	Michigan State	W	46-42
1/20		Illinois	L	53-69
1/22		Minnesota	W	69-47
2/2	*	Missouri	W	63-53
2/5	*	Northwestern	W	73-55
2/10	*	Ohio State	W	83-71
2/12	*	Indiana	L	54-63
2/17		Wisconsin	W	73-60
2/24	*	Michigan	W	70-48
2/26		Indiana	L	53-63
3/3		Michigan State	W	65-52
3/5		Michigan	W	65-55

Coach Bucky O'Connor

1951-52 (19-3, 11-3 Big Ten/2nd)

Pos	#	Starters	Ppg
F	7	McKinley Davis (Fr.)	8.0
F	25	Herb Thompson (Jr.)	8.5
C	27	Chuck Darling (Sr.)	25.5
G	23	Bob Clifton (Sr.)	11.8
G	16	Herald Greene (Sr.)	5.5
Reserves			
F	19	Everett Cochrane (Sr.)	6.4
F	32	Chuck Jarnagin (So.)	2.1
G	35	Ken Buckles (So.)	1.8

12/1	*	Western Michigan	W	72-68
12/8	*	DePauw	W	69-53
12/15		Missouri	W	48-43
12/17		Washington (MO)	W	60-53
12/20	*	Oklahoma	W	59-46
12/27		California	W	69-64
12/28		Oregon	W	86-72
1/5		Michigan State	W	61-60
1/7		Michigan	W	54-46
1/12	*	Indiana	W	78-59
1/14	*	Northwestern	W	78-64
1/19	*	Minnesota	W	76-59

1/21		Indiana	L	69-82
2/4	*	Butler	W	58-57
2/9	*	Illinois	W	73-68
2/11	*	Michigan	W	82-59
2/16		Purdue	W	90-67
2/18		Ohio State	W	75-62
2/23		Illinois	L	62-78
2/25	*	Michigan State	W	64-52
3/1		Northwestern	W	77-68
3/3	*	Wisconsin	L	75-78

1952-53 (12-10, 9-9 Big Ten/6th)

Pos	#	Starters	Ppg
F	16	McKinley Davis (So.)	14.9
F	25	Herb Thompson (Sr.)	13.5
C	20	Bob Miller (So.)	8.2
G	32	Chuck Jarnagin (Jr.)	10.1
G	35	Ken Buckles (Jr.)	10.5
Reserves			
C	19	Gene Hettrick (Jr.)	6.6
G	18	Bob Mau (Sr.)	4.3
F	36	Jerry Ridley (So.)	2.1

12/1	*	Butler	W	62-52
12/6		Oklahoma	L	62-63
12/13	*	Michigan	W	85-77
12/15		Wisconsin	L	70-75
12/22	*	Indiana	L	72-91
12/26		Oregon	W	86-57
12/27	*	California	W	69-60
12/29	*	Wisconsin	W	83-66
1/10		Michigan State	L	61-68
1/12		Michigan	L	61-66
1/17		Minnesota	L	58-65
1/19	*	Northwestern	W	69-68
1/24		Purdue	L	58-69
2/9		Michigan State	L	48-60
2/14		Illinois	L	63-80
2/16		Ohio State	W	71-68
2/21	*	Illinois	W	67-62
2/23	*	Ohio State	W	90-75
2/28		Northwestern	W	93-78
3/2	*	Minnesota#	W	81-79
3/7	*	Purdue	W	65-56
3/9		Indiana	L	61-68

1953-54 (17-5, 11-3 Big Ten/2nd)

Pos	#	Starters	Ppg
F	21	Carl Cain (So.)	12.9
F	16	McKinley Davis (Jr.)	8.5
C	31	Bill Logan (So.)	14.3
G	22	Bill Seaberg (So.)	8.2
G	46	Sharm Scheuerman (So.)	6.8
Reserves			
C/F	33	Bill Schoof (So.)	6.7
F/G	23	Roy Johnson (So.)	5.7
G	32	Chuck Jarnagin (Sr.)	5.1

12/5	*	Washington (MO)	W	51-45
12/12		Nebraska	L	70-81
12/15	*	Colorado State	W	72-55
12/18	*	USC	W	66-57
12/21	*	Colorado	W	78-72
12/30		UCLA	W	65-50
12/31		USC	L	60-70
1/4	*	Michigan State	W	73-63
1/9	*	Wisconsin	W	71-54
1/11	*	Michigan	W	93-78
1/16	*	Minnesota	L	55-59
1/18		Illinois	W	79-70
1/23		Purdue	W	70-62
1/25	*	Northwestern	W	65-52
2/6	*	Missouri	W	73-53
2/8		Michigan	W	86-68
2/13		Minnesota#	W	86-82
2/15		Ohio State	L	69-77
2/20	*	Illinois	L	51-74
2/22		Indiana	W	82-64
2/27		Michigan State	W	60-48
3/1	*	Ohio State	W	84-71

1954-55 (19-7, 11-3 Big Ten/1st)

Pos	#	Starters	Ppg
F	21	Carl Cain (Jr.)	13.4
F	16	McKinley Davis (Sr.)	10.9
C	31	Bill Logan (Jr.)	15.3
G	22	Bill Seaberg (Jr.)	13.4
G	46	Sharm Scheuerman (Jr.)	8.2
Reserves			
F	33	Bill Schoof (Jr.)	6.2
F/C	35	Bob George (Jr.)	4.0
G	23	Roy Johnson (Jr.)	3.3

12/1	*	Washington (MO)	W	80-61
12/4		Loyola (IL)	W	89-79
12/6		Nebraska	W	84-61
12/11		Missouri	L	94-97
12/13	*	St. Mary's (CA)	W	68-49
12/17		Pennsylvania	L	75-87
12/18		Princeton	W	71-52
12/30	*	Stanford	W	73-46
1/3		Wisconsin	W	86-69
1/8	*	Minnesota	L	80-81
1/10	*	Michigan State	W	94-81
1/17	*	Illinois	W	92-80
1/22		Northwestern	L	73-93
1/24		Ohio State	W	79-66
2/5	*	Purdue	W	76-67
2/12	*	Indiana	W	90-75
2/14	*	Ohio State	W	79-68
2/19		Michigan State	W	78-69
2/21		Illinois	W	89-70
2/26	*	Michigan	W	96-84
2/28		Minnesota	W	72-70
3/7		Michigan	L	58-74

NCAA Tourney (Midwest)

3/11		Penn State	W	82-53
3/12		Marquette	W	86-81
3/18		LaSalle	L	73-76
3/19		Colorado	L	54-75

1955-56 (20-6, 13-1 Big Ten/1st)

Pos	#	Starters	Ppg
F	21	Carl Cain (Sr.)	15.8
F	33	Bill Schoof (Sr.)	10.8
C	31	Bill Logan (Sr.)	17.7
G	22	Bill Seaberg (Sr.)	13.9
G	46	Sharm Scheuerman (Sr.)	10.1
Reserves			
F/C	35	Bob George (Sr.)	3.8
G	24	Augie Martel (Jr.)	2.2
F	42	Tom Payne (So.)	3.0

12/3	*	Nebraska	W	60-51
12/9	*	Southern Methodist	W	80-62
12/12		Colorado	L	57-60
12/17	*	Loyola Marymount	W	84-61
12/27		Washington	L	71-76
12/29		Stanford	L	52-54
12/30		California	L	45-70
1/7	*	Michigan State	L	64-65
1/9		Ohio State	W	88-73
1/14	*	Minnesota	W	84-62
1/21		Michigan	W	78-67
1/23		Purdue	W	67-63
2/4	*	Wichita State	W	98-86
2/6		Wisconsin	W	78-74
2/11		Northwestern	W	70-65
2/13	*	Purdue	W	88-75
2/18	*	Wisconsin	W	80-66
2/20		Indiana	W	87-83
2/25		Minnesota#	W	83-73
2/27	*	Northwestern	W	86-68
3/3	*	Illinois	W	96-72
3/5	*	Indiana	W	84-73

NCAA Tourney (Midwest)

3/16	*	Morehead State	W	97-83
3/17	*	Kentucky	W	89-77
3/22		Temple	W	83-76
3/23		San Francisco	L	71-83

1956-57 (8-14, 4-10 Big Ten/8th)

Pos	#	Starters	Ppg
F	57	Dave Gunther (So.)	12.3
F	41	George Seaberg (So.)	5.3
C	26	Peer Heeg (So.)	5.3
G	32	Clarence Wordlaw (So.)	11.6
G	36	Jim McConnell (Jr.)	9.0
Reserves			
G	24	Augie Martel (Sr.)	9.5
C/F	42	Tom Payne (Jr.)	12.3
C	20	Americus John-Lewis (So.)	5.3

12/3	Nebraska	L	43-67
12/8	* Denver	W	58-57
12/17	* Loyola (LA)	W	80-65
12/22	* Kansas State	W	85-83

Dixie Classic

12/27	North Carolina State	L	70-84
12/28	DePaul#	L	72-73
12/29	West Virginia	W	79-76

1/5	* Ohio State	L	60-72
1/7	Illinois	L	70-81
1/12	* Minnesota	W	89-66
1/19	Wisconsin	W	70-47
1/21	Northwestern	L	63-70
2/2	* Indiana	L	66-82
2/4	Washington (MO)	L	54-62
2/9	* Purdue	W	74-67
2/16	Michigan State	L	67-77
2/18	Indiana	L	76-90
2/23	* Northwestern	W	74-66
2/25	Minnesota	L	81-102
3/2	* Michigan	L	79-83
3/4	Purdue	L	63-72
3/9	* Wisconsin	L	59-60

1957-58 (13-9, 7-7 Big Ten/6th)

Pos	#	Starters	Ppg
F	25	Dave Gunther (Jr.)	19.8
F	45	Nolden Gentry (So.)	9.5
C	3	Frank Mundt (So.)	4.4
G	32	Clarence Wordlaw (Jr.)	12.5
G	30	Bob Washington (So.)	6.5
Reserves			
C	43	Larry Swift (So.)	11.8
G	44	Earl Nau (So.)	5.6
G	4	Mike Heitman (So.)	4.8

12/3	* Southern Methodist	W	66-60
12/7	* Arizona	W	80-63
12/14	Kansas State	L	69-86
12/16	Wichita State	L	78-81
12/21	* Oregon State#	W	77-67

Queen City Tournament

12/28	Cornell (NY)	W	73-68
12/30	Syracuse	W	58-52

1/4	* Michigan	L	65-73
1/6	Illinois	W	70-68
1/13	* Northwestern#	L	80-82
1/18	* Indiana	W	79-75
1/20	Ohio State	L	64-70
1/25	Minnesota	W	73-71
2/1	* Ohio State	W	66-64
2/8	* Miami (OH)	W	82-77
2/10	Michigan State	L	84-90
2/17	* Wisconsin	W	74-61
2/22	* Illinois	W	83-79
2/24	Northwestern	W	86-78
3/1	* Michigan State	L	65-83
3/3	Purdue	L	59-65
3/8	Michigan	L	92-95

Coach Sharm Scheuerman
1958-59 (10-12, 7-7 Big Ten/T5th)

Pos	#	Starters	Ppg
F	25	Dave Gunther (Sr.)	21.9
F	32	Clarence Wordlaw (Sr.)	14.5
C	45	Nolden Gentry (Jr.)	11.8
G	4	Mike Heitman (Jr.)	7.5
G	30	Bob Washington (Jr.)	5.9
Reserves			
G	53	Ron Zagar (So.)	6.2
C	3	Frank Mundt (Jr.)	3.5
G	34	Bob Carpenter (So.)	3.1

12/1	* Colorado	W	67-46
12/6	Southern Methodist	L	55-65
12/8	Oklahoma	L	57-80
12/13	* Texas Tech	W	75-73
12/19	California	L	52-71
12/20	* Washington	L	68-81

Far West Classic

12/27	Wyoming	W	82-74
12/29	Oregon State	L	71-72

1/3	Northwestern	L	77-80
1/5	* Michigan State	W	80-68
1/12	Illinois	W	97-103
1/17	Indiana	L	88-78
1/24	* Northwestern	L	96-99
1/26	Ohio State	L	72-86
1/31	* Michigan	W	78-74
2/7	* Minnesota	W	69-65
2/14	Wisconsin	W	94-84
2/16	Michigan	L	86-90
2/21	* Ohio State	W	91-79
2/23	* Purdue	W	66-62
2/28	* Illinois	L	70-72
3/7	Michigan State	L	74-84

1959-60 (14-10, 6-8 Big Ten/T6th)

Pos	#	Starters	Ppg
F	45	Nolden Gentry (Sr.)	9.7
F	50	Pete Schebler (Sr.)	6.6
C	15	Don Nelson (So.)	15.8
G	4	Mike Heitman (Sr.)	10.3
G	53	Ron Zagar (Jr.)	10.2
Reserves			
F	52	Dennis Runge (Jr.)	2.8
F		Mike Woods (So.)	5.2
G	5	Dave Maher (So.)	4.6

12/1	Evansville	W	86-84
12/5	* Southern Methodist	W	89-58
12/7	* North Dakota	W	79-43
12/12	Texas Tech	W	76-66
12/14	Colorado	L	68-76
12/19	* Oklahoma	W	62-49
12/22	* Loyola (LA)	W	68-60

Holiday Festival

12/26	St. John's	W	91-84
12/28	NYU	W	80-75
12/30	Cincinnati	L	83-96

1/2	Minnesota	L	61-70
1/4	Wisconsin	W	71-64
1/9	* Northwestern	W	73-59
1/11	* Michigan State	W	92-79
1/16	* Purdue	W	63-54
1/23	Michigan State	W	92-79
1/25	* Minnesota	L	72-87
2/8	Indiana	L	74-87
2/13	Ohio State	L	47-75
2/15	* Wisconsin	L	58-63
2/20	* Indiana	L	64-79
2/22	Purdue	W	78-68
2/27	Illinois	L	70-85
3/5	Michigan	W	68-53

1960-61 (18-6, 10-4 Big Ten/T2nd)

Pos	#	Starters	Ppg
F	52	Dennis Runge (Sr.)	5.0
F	11	Matt Szykowny (So.)	9.9
C	15	Don Nelson (Jr.)	23.7
G	42	Joel Novak (Jr.)	2.4
G	44	Joe Reddington (So.)	4.6
Reserves			
F	45	Dick Shaw (So.)	2.6
F	43	Gary Lorenz (Jr.)	1.3
G	30	Tom Purcell (So.)	0.4

12/1	* South Dakota State	W	77-75
12/3	Evansville	W	83-71
12/10	* St. Louis	L	55-61
12/12	* Creighton	W	89-71
12/17	* Wyoming	W	78-67
12/19	* Arizona	W	105-64

Los Angeles Classic

12/28	California####	W	83-80
12/29	USC	W	70-62
12/30	UCLA	W	71-65

1/7	* Minnesota	W	71-46
1/9	Wisconsin	W	76-68
1/14	* Michigan State	W	86-72
1/16	* Illinois	W	78-71
1/21	Purdue	L	41-47
2/4	Cincinnati	L	60-77
2/11	Indiana	W	74-67
2/13	* Wisconsin	W	63-61
2/18	* Ohio State	L	61-62
2/20	Michigan	W	50-46
2/25	Minnesota	W	61-43
2/27	* Purdue	W	73-62
3/4	* Indiana	L	69-78
3/6	Michigan State	L	64-74
3/11	Northwestern	W	63-62

1961-62 (13-11, 7-7 Big Ten/T4th)

Pos	#	Starters	Ppg
F	5	Andy Hankins (So.)	10.3
F	20	Jerry Messick (So.)	6.1
C	15	Don Nelson (Sr.)	23.8
G	42	Joel Novak (Sr.)	4.4
G	44	Joe Reddington (Jr.)	8.6
Reserves			
F/G	11	Matt Szykowny (Jr.)	7.5
F/C	34	Doug Mehlhaus (So.)	5.1
F/G	23	Dave Roach (So.)	3.8

12/2	Evansville	L	59-65
12/9	* Miami (OH)	W	75-55
12/11	* South Dakota State	W	69-52
12/16	St. Louis	L	61-79
12/18	* Los Angeles State	W	82-72
12/21	* Nevada-Reno	W	88-46

Quaker City Tournament

12/26	Penn State	W	67-48
12/28	Pennsylvania	W	72-64
12/30	Villanova	L	56-69

1/6	Wisconsin	L	79-91
1/8	* Northwestern	W	74-69
1/13	* Minnesota	W	65-63
1/15	Michigan	L	55-56
1/20	Northwestern	W	72-60
2/3	* Creighton	L	67-68
2/5	Ohio State	L	63-89
2/10	* Illinois	L	81-91
2/12	Purdue	L	75-82
2/17	Indiana	L	69-72
2/19	* Michigan State	W	59-51
2/24	* Michigan	W	68-63
2/26	* Ohio State	L	62-72
3/3	Illinois	W	88-78
3/10	* Wisconsin	W	81-64

1962-63 (9-15, 5-9 Big Ten/8th)

Pos	#	Starters	Ppg
F	23	Dave Roach (Jr.)	12.0
F	42	Fred Riddle (Fr.)	3.9
C	20	Jerry Messick (Jr.)	9.9
G	44	Joe Reddington (Sr.)	8.8
G	15	Jimmy Rodgers (So.)	11.2
Reserves			
G	25	Andy Hankins (Jr.)	8.5
F	51	Mike Denoma (So.)	3.5
F/C	34	Doug Mehlhaus (Jr.)	3.8

12/1	Evansville	W	62-57
12/10	St. Louis	L	58-65
12/15	* Ohio University	L	54-62
12/17	* Clemson	W	74-64

Kentucky Invitational

12/21	Kentucky	L	69-94
12/22	Oregon State	L	55-61

Far West Classic

12/26	Arizona	W	57-56
12/27	Oregon	W	62-48
12/29	Oregon State	L	57-64

1/5	* Illinois	L	76-85
1/7	* Michigan	L	67-88
1/12	Minnesota	L	58-83
1/14	* Wisconsin	W	65-56
1/19	* Ohio State	W	81-74
1/21	Michigan State	W	60-59
2/2	Loyola (IL)	L	68-86
2/9	Northwestern#	W	66-65
2/16	* Purdue	W	73-64
2/18	* Indiana	L	71-72
2/23	Ohio State	L	70-83
2/25	Michigan	L	70-78
3/2	* Northwestern	L	66-76
3/4	Wisconsin	L	69-75
3/9	Illinois	L	69-73

1963-64 (8-15, 3-11 Big Ten/9th)

Pos	#	Starters	Ppg
F	23	Dave Roach (Sr.)	15.9
F	24	Joel Jessen (So.)	6.3
C	45	George Peeples (So.)	9.4
G	5	Andy Hankins (Sr.)	6.9
G	15	Jimmy Rodgers (Jr.)	12.9
Reserves			
F/G	11	Dennis Pauling (So.)	5.4
C	14	Ed Bastian (So.)	5.1
C	50	Bill Skea (Sr.)	4.6

12/2	* South Dakota	W	85-66
12/7	Evansville	W	75-72
12/9	* St. Louis	W	79-77
12/12	* Southern Methodist	W	73-70
12/16	* Creighton#	L	72-77

Far West Classic

12/26	Colorado State	L	56-61
12/28	Louisiana State	L	81-92
12/30	Washington State	W	74-66

1/4	Indiana	W	72-71
1/11	* Illinois	L	70-87
1/13	Wisconsin	L	61-79
1/18	Purdue	L	75-90
2/1	Loyola (IL)	L	71-85
2/8	* Minnesota	L	71-76
2/10	* Indiana	W	82-75
2/15	Michigan State	L	82-107
2/17	* Ohio State	L	82-99
2/22	* Michigan State	L	89-107
2/24	Northwestern	L	76-98
2/29	Minnesota	L	63-70
3/2	* Purdue	W	81-74
3/7	* Michigan	L	61-69
3/9	Illinois	L	67-90

Coach Ralph Miller

1964-65 (14-10, 8-6 Big Ten/5th)

Pos	#	Starters	Ppg
F	52	Gary Olson (Jr.)	8.3
F	23	Gerry Jones (So.)	14.0
C	45	George Peeples (Jr.)	17.0
G	4	Chris Pervall (Jr.)	21.1
G	15	Jimmy Rodgers (Sr.)	12.3
Reserves			
G	11	Dennis Pauling (Jr.)	6.7
C/F	14	Ed Bastian (Jr.)	2.3
G	42	Fred Riddle (Sr.)	1.2

12/1	* South Dakota	W	93-68
12/4	Kentucky	L	77-85
12/5	Evansville	L	83-90
12/12	* Creighton	W	98-83
12/19	* Providence	L	70-71
12/21	* North Dakota	W	106-65

Los Angeles Classic

12/28	USC	W	71-65
12/29	Utah	L	88-92
12/30	Minnesota	W	76-74

1/4	* Wisconsin	W	92-62
1/9	Michigan State	W	85-78
1/11	* Indiana	L	76-85
1/16	* Michigan State	W	111-68
1/18	Indiana	W	74-68
1/29	UCLA	W	87-82
2/6	* Northwestern	W	78-72
2/8	Michigan	L	66-81
2/13	Ohio State	W	82-81
2/20	* Purdue	W	111-85
2/23	Illinois	L	80-97
2/27	Purdue	L	68-76
3/2	* Minnesota	L	70-78
3/6	* Illinois	W	94-84
3/9	Minnesota#	L	84-85

1965-66 (17-7, 8-6 Big Ten/T3rd)

Pos	#	Starters	Ppg
F	52	Gary Olson (Sr.)	10.0
F	44	Ben McGilmer (So.)	10.8
C	45	George Peeples (Sr.)	17.8
G	32	Chris Pervall (Sr.)	19.1
G	11	Denny Pauling (Sr.)	7.8
Reserves			
F	23	Gerry Jones (Jr.)	15.8
F	15	Huston Breedlove (So.)	1.9
G	25	Tom Chapman (Jr.)	2.0

12/2	* Pepperdine	W	111-50
12/4	Evansville	W	80-73
12/6	* Southern Illinois	W	69-58
12/8	* Creighton	W	103-77
12/11	Drake	W	66-60
12/15	* Washington	W	99-70
12/18	* Drake	W	69-51

Sun Bowl Tournament

12/29	Arkansas	W	77-75
12/30	Texas-El Paso	L	68-86

1/8	Wisconsin	L	68-69
1/10	* Northwestern	W	70-58
1/17	Indiana	L	61-73
1/22	* Michigan State	W	90-76
1/24	* Ohio State	W	98-89
2/5	Detroit	W	107-73
2/7	Purdue	L	58-66
2/12	Northwestern	L	73-81
2/15	* Minnesota	W	96-87
2/19	Ohio State	W	86-80
2/21	* Michigan	W	91-82
2/26	* Wisconsin	W	80-70
2/28	Michigan	L	88-103
3/5	Illinois	L	90-106
3/7	* Indiana	W	82-77

1966-67 (16-8, 9-5 Big Ten/3rd)

Pos	#	Starters	Ppg
F	23	Gerry Jones (Sr.)	18.6
F	53	Sam Williams (Jr.)	22.6
C	51	Huston Breedlove (Jr.)	8.4
G	25	Tom Chapman (Sr.)	16.8
G	24	Chris Philips (Jr.)	5.7
Reserves			
G	11	Ron Norman (Jr.)	6.6
G	13	Dave White (Sr.)	2.6
F	10	Dick Agnew (Jr.)	1.5

12/2	Washington	W	66-50
12/3	Washington	L	65-76
12/5	Creighton	L	68-69
12/10	Drake	W	90-83
12/17	* Drake	W	83-75
12/21	* California	W	72-62
12/23	* Stanford	W	77-74
12/28	* Wichita State	W	94-76
12/30	Cincinnati	W	78-69
1/7	* Indiana	W	84-73
1/14	Michigan State	L	70-79
1/21	Northwestern	L	88-90
1/23	* Michigan	W	91-81
2/4	Loyola (IL)	L	87-98
2/7	* Illinois	W	96-89
2/11	Ohio State	W	73-72
2/14	* Northwestern	W	80-75
2/18	* Wisconsin###	L	95-96
2/21	Minnesota	L	86-88
2/25	Indiana#	W	75-74
2/27	* Purdue	L	75-78
3/4	* Ohio State	W	90-56
3/7	Wisconsin#	W	90-87
3/11	Michigan	W	83-76

1967-68 (16-9, 10-4 Big Ten/T1st)

Pos	#	Starters	Ppg
F	44	Glenn Vidnovic (So.)	13.9
F	53	Sam Williams (Sr.)	25.3
C	4	Dick Jensen (So.)	6.6
G	11	Ron Norman (Jr.)	9.7
G	43	Chad Calabria (So.)	13.9
Reserves			
F	51	Huston Breedlove (Sr.)	4.3
G	42	Rolly McGrath (Sr.)	3.1
F	10	Rich Agnew (Sr.)	2.7

12/2	* Bowling Green	W	79-73
12/4	* Southern Illinois	W	61-49
12/16	* Drake	L	65-74
12/18	* Texas-El Paso	W	59-53
12/22	California	L	73-79
12/23	Stanford	L	86-87

Los Angeles Classic

12/28	Tennessee#	W	64-59
12/29	Wyoming###	L	87-94
12/30	St. Louis#	W	80-77

1/6	Northwestern	L	67-76
1/8	* Loyola (IL)	W	71-65
1/13	* Ohio State#	W	74-72
1/20	* Minnesota	W	82-70
1/23	Michigan State	W	76-71
2/3	Illinois	L	63-66
2/7	* Purdue	W	94-87
2/10	Michigan	W	99-86
2/17	* Wisconsin	W	69-61
2/20	Purdue	L	73-86
2/24	Indiana	W	78-70
2/27	* Michigan State	W	76-58
3/2	* Illinois	W	61-56
3/4	Minnesota	W	91-72
3/9	* Michigan	L	70-71
3/12	Ohio State	L	81-85

1968-69 (12-12, 5-9 Big Ten/T8th)

Pos	#	Starters	Ppg
F	44	Glenn Vidnovic (Jr.)	15.7
F	50	John Johnson (Jr.)	19.7
C	4	Dick Jensen (Jr.)	8.1
G	24	Chris Philips (Sr.)	8.8
G	43	Chad Calabria (Jr.)	14.2
Reserves			
F	14	Ben McGilmer (Jr.)	13.5
G/F	11	Ron Norman (Sr.)	5.1
F	44	Omar Hazley (So.)	1.6

11/30	*	Cal Poly	W	91-73
12/4	*	Northern Michigan	W	99-69
12/7	*	Wisconsin-Milwaukee	W	116-80
12/12		Wichita State	L	88-93
12/14		Drake	L	74-89
12/19	*	North Dakota	W	91-59
12/21	*	Creighton	W	100-73

Sugar Bowl Tournament

12/30		Houston	W	95-87
12/31		Duke	L	82-85

1/4		Michigan#	L	92-99
1/11	*	Indiana	W	91-72
1/14	*	Michigan State	W	77-76
1/18	*	Minnesota	W	89-68
2/1		Davidson	W	76-61
2/4		Purdue	L	87-99
2/8		Illinois	L	69-98
2/11	*	Northwestern#	W	84-80
2/15	*	Michigan	L	85-86
2/18		Michigan State	L	60-78
2/22		Ohio State	L	81-88
2/25	*	Illinois	W	74-53
3/1	*	Purdue	L	85-97
3/4		Minnesota	L	65-71
3/8		Wisconsin	L	74-84

1969-70 (20-5, 14-0 Big Ten/1st)

Pos	#	Starters	Ppg
F	44	Glenn Vidnovic (Sr.)	17.3
F	50	John Johnson (Sr.)	27.9
C	4	Dick Jensen (Sr.)	3.1
G	32	Fred Brown (Jr.)	17.9
G	43	Chad Calabria (Sr.)	19.1
Reserves			
F	14	Ben McGilmer (Sr.)	10.3
F	40	Omar Hazley (Jr.)	2.2
F	24	Ken Grabinski (So.)	1.4

12/6		Southern Illinois	L	67-73
12/9	*	St. Francis (PA)	W	81-68
12/11	*	Duquesne	W	98-87
12/18		Cincinnati	L	105-114
12/20	*	Creighton	L	88-97
12/22	*	Drake	W	101-78

Rainbow Classic

12/26		St. John's (NY)	L	55-57
12/30		Hawaii	W	111-60

1/3	*	Purdue	W	94-88
1/6		Michigan	W	107-99
1/10		Wisconsin	W	92-74
1/24	*	Tennessee Tech	W	96-68
1/31	*	Indiana	W	100-93
2/3	*	Minnesota	W	90-77
2/7		Indiana	W	104-89
2/10	*	Wisconsin	W	119-100
2/14	*	Michigan State	W	103-77
2/17		Illinois	W	83-81
2/21		Ohio State	W	97-89
2/24	*	Northwestern	W	116-97
2/28		Purdue	W	108-107
3/3	*	Ohio State	W	113-92
3/7		Northwestern	W	115-101

NCAA Tourney (Mideast)

3/12		Jacksonville	L	103-104
3/14		Notre Dame	W	121-106

Coach Dick Schultz
1970-71 (9-15, 4-10 Big Ten/T7th)

Pos	#	Starters	Ppg
F	40	Omar Hazley (Sr.)	6.4
F	24	Ken Grabinski (Jr.)	8.9
C	44	Kevin Kunnert (So.)	10.0
G	32	Fred Brown (Sr.)	27.6
G	11	Gary Lusk (Jr.)	8.2
Reserves			
F	14	Sam Williams (So.)	7.8
F/G	42	Lynn Rowat (Jr.)	6.2
G	4	Glenn Angelino (So.)	4.4

12/4		Creighton	L	73-98
12/5		Nebraska	L	71-73
12/8	*	Ashland (OH)	W	82-56
12/12		Drake	L	70-72
12/14		Bowling Green	W	89-78
12/17	*	Cincinnati#	L	70-73
12/21	*	Hardin-Simmons	W	90-77
12/23	*	Iowa State	W	87-68
1/2	*	Wyoming	W	87-84
1/9	*	Ohio State	L	76-97
1/12		Michigan State	L	81-84
1/22		Cincinnati	L	69-73
1/30		Northwestern	W	87-85
2/2	*	Illinois	W	92-84
2/6		Wisconsin	W	93-91
2/13	*	Indiana	L	84-86
2/16		Minnesota	L	76-88
2/20	*	Purdue	L	85-87
2/23		Ohio State	L	71-80
2/27	*	Wisconsin	L	83-99
3/2	*	Northwestern	W	78-64
3/6		Indiana	L	88-104
3/9	*	Michigan	L	82-86
3/13		Purdue	L	84-110

1971-72 (11-13, 5-9 Big Ten/T8th)

Pos	#	Starters	Ppg
F	15	Neil Fegebank (So.)	9.5
F	53	Jim Collins (So.)	9.0
C	44	Kevin Kunnert (Jr.)	18.2
G	43	Rick Williams (Jr.)	19.5
G	11	Gary Lusk (Sr.)	8.7
Reserves			
G	4	Glenn Angelino (Jr.)	6.1
F	35	Harold Sullinger (So.)	5.9
F	24	Ken Grabinski (Sr.)	2.1

12/1	*	Hardin-Simmons	W	80-58
12/4		UCLA	L	72-106
12/7		Texas-El Paso	L	57-65
12/10		Duquesne	L	75-80
12/13	*	Nevada-Reno	W	87-85
12/18		Iowa State	L	94-97
12/21	*	Nebraska	W	86-77
12/30	*	Drake	W	89-83
1/3	*	Kansas	W	81-68
1/8		Wisconsin	L	80-81
1/11	*	Northwestern	W	76-67
1/22		South Carolina	W	91-85
1/25		Michigan	L	86-90
1/29	*	Minnesota	L	50-61
2/1		Ohio State	L	77-82
2/5		Minnesota	L	52-53
2/8	*	Ohio State	W	80-67
2/12	*	Michigan State	L	91-100
2/15	*	Illinois#	W	87-84
2/19		Indiana	L	79-86
2/26		Michigan State	W	102-98
3/4	*	Purdue	L	85-87
3/7		Illinois	L	84-91
3/11	*	Michigan	W	95-69

1972-73 (13-11, 6-8 Big Ten/T6th)

Pos	#	Starters	Ppg
F	15	Neil Fegebank (Jr.)	10.0
F	53	Jim Collins (Jr.)	7.3
C	44	Kevin Kunnert (Sr.)	19.2
G	43	Rick Williams (Sr.)	13.8
G	10	Candy LaPrince (Jr.)	12.6
Reserves			
G	25	Reggie Vaughan (Jr.)	5.5
F	32	Larry Parker (Fr.)	3.6
G	4	Glenn Angelino (Sr.)	3.4

12/1	*	Chicago State	W	101-44
12/4		Kentucky	W	79-66
12/9		Kansas	W	69-56
12/13	*	Kansas State	L	62-68
12/23	*	Marquette	L	61-69
12/27		Drake	L	80-98
12/30	*	Minnesota-Duluth	W	92-72
1/2	*	Iowa State	W	66-57
1/6	*	Minnesota#	W	65-62
1/8		Michigan	L	59-71
1/13		Illinois	L	78-80
1/15	*	Michigan State	L	74-76
1/20		Ohio State	L	72-75
1/27	*	UNC-Charlotte	W	72-49
1/29	*	Michigan	W	75-68
2/3		Michigan State	L	89-94
2/10		Bradley	W	90-73
2/12	*	Ohio State	L	80-86
2/17	*	Wisconsin	W	100-76
2/19		Northwestern#	W	94-83
2/24		Purdue	L	66-74
3/3	*	Indiana	L	64-80
3/5		Minnesota	W	79-77
3/10	*	Illinois	W	93-76

1973-74 (8-16, 5-9 Big Ten/7th)

Pos.	#	Starters	Ppg
F	15	Neil Fegebank (Sr.)	14.1
F	32	Larry Parker (So.)	5.5
C	53	Jim Collins (Sr.)	8.4
G	42	John Hairston (Fr.)	7.8
G	10	Candy LaPrince (Sr.)	19.0
Reserves			
G	34	Scott Thompson (So.)	7.4
C	43	Nate Washington (So.)	7.0
C	50	Mike Gatens (So.)	1.6

12/1	*	Northern Illinois	W	85-83
12/4	*	Drake	W	70-55
12/8		Marquette	L	70-86
12/11		Kansas State	L	67-105
12/14	*	Kentucky	L	80-88
12/22		Wyoming	L	79-86
12/29	*	Wisc.-Green Bay#	W	74-67
1/2	*	Kansas	L	71-72
1/5	*	Minnesota	W	66-55
1/7		Iowa State	L	77-94
1/12		Northwestern	L	67-87
1/17		UCLA	L	44-66
1/19	*	Indiana	L	51-55
1/21		Michigan State	L	86-95
1/26	*	Michigan#	L	84-86
2/2		Indiana	L	50-85
2/9		Wisconsin	L	87-113
2/11	*	Purdue###	W	112-111
2/16	*	Ohio State	W	69-67
2/18		Purdue	L	78-99
2/23		Illinois	L	84-91
3/2	*	Northwestern	W	85-76
3/4	*	Wisconsin	L	58-74
3/9		Minnesota	W	60-50

Coach Lute Olson

1974-75 (10-16, 7-11 Big Ten/7th)

Pos.	#	Starters	Ppg
F	33	Dan Frost (Jr.)	14.7
F	32	Larry Parker (Jr.)	10.3
C	53	Bruce King (So.)	11.5
G	34	Scott Thompson (Jr.)	10.0
G	11	Larry Moore (Jr.)	10.3

Reserves

C	52	Fred Haberecht (Jr.)	9.1
G	14	John Hairston (So.)	4.6
G	4	Archie Mays (So.)	3.9

11/30	*	VA Commonwealth	W	95-80
12/3		Drake	W	86-81
12/7		Kansas	L	54-89
12/12		Iowa State	W	77-66
12/21	*	San Jose State###	L	103-105

Far West Classic

12/27		Oregon State	L	60-97
12/28		Wake Forest	L	71-92
12/30		Boston College	L	81-86

1/2		Northwestern	W	75-73
1/4	*	Illinois	W	95-70
1/6	*	Purdue	L	54-63
1/11		Indiana	L	49-102
1/13		Ohio State	L	77-94
1/18	*	Michigan	L	70-75
1/20	*	Michigan State	W	83-79
1/25	*	Minnesota	W	53-44
2/1		Wisconsin#	L	85-86
2/3		Purdue	L	72-107
2/8	*	Indiana	L	56-79
2/10	*	Ohio State	L	69-75
2/15		Michigan	L	75-99
2/17		Michigan State	L	78-90
2/22		Minnesota	L	67-68
3/1	*	Wisconsin	W	75-68
3/3	*	Northwestern##	W	65-58
3/8		Illinois	W	73-70

1975-76 (19-10, 9-9 Big Ten/5th)

Pos.	#	Starters	Ppg
F	54	Bruce King (Jr.)	18.6
F	30	Dan Frost (Sr.)	17.1
C	52	Fred Haberecht (Sr.)	6.1
G	34	Scott Thompson (Sr.)	19.5
G	10	Cal Wulfsberg (Sr.)	5.2

Reserves

C	50	Mike Gatens (Sr.)	4.9
G	23	Archie Mays (Jr.)	4.4
G	20	Dick Peth (Fr.)	3.8

11/29	*	Augustana (SD)	W	111-81
12/2	*	Nebraska	W	72-65
12/6	*	Northeast Louisiana	W	97-87
12/8		Bradley	W	100-96
12/12		Iowa State	W	91-77
12/20	*	U.S. International	W	67-52
12/23	*	Drake	W	77-73

Rainbow Classic

12/27		Holy Cross	W	98-75
12/29		Arizona	W	82-80
12/30		USC	L	73-81

1/3	*	Illinois	W	84-60
1/5		Michigan State	L	88-105
1/10		Minnesota	W	71-68
1/17		Wisconsin	W	81-71
1/19		Northwestern#	L	92-99
1/24	*	Ohio State	W	78-67
1/26	*	Indiana	L	73-88
1/31		Michigan	L	95-104
2/2		Purdue	L	76-91
2/7	*	Minnesota	W	65-58
2/10		Drake	W	71-65
2/14	*	Wisconsin	W	96-82

2/16	*	Northwestern	W	81-68
2/21		Ohio State	W	69-66
2/23		Indiana	L	81-101
2/28	*	Michigan	L	74-88
3/1	*	Michigan State	L	88-93
3/3	*	Purdue	L	78-94
3/6		Illinois	W	82-70

1976-77 (20-7, 12-6 Big Ten/4th)

Pos.	#	Starters	Ppg
F	44	Clay Hargrave (So.)	8.4
F	40	Terry Drake (Jr.)	6.7
C	54	Bruce King (Sr.)	21.0
G	10	Cal Wulfsberg (Sr.)	5.9
G	12	Ronnie Lester (Fr.)	13.4

Reserves

G	20	Dick Peth (So.)	9.1
F	24	William Mayfield (So.)	5.7
G	34	Tom Norman (So.)	4.9

11/27		Nebraska	W	71-57
11/29	*	Kent State	W	84-55
12/4		Drake	W	86-71
12/6	*	Bradley	W	90-77
12/10	*	California	W	94-73
12/18	*	Iowa State	W	85-64
12/21	*	Drake	W	82-69

Lobo Classic

12/29		New Mexico	L	83-96
12/30		Pittsburgh	W	103-80

1/8		Minnesota+	W	68-78
1/13		Purdue	L	76-87
1/15		Illinois#	W	84-81
1/17	*	Michigan	L	75-99
1/22	*	Northwestern	W	76-74
1/27	*	Ohio State	W	84-66
1/29		Indiana	L	65-81
2/5	*	Wisconsin	W	90-73
2/7	*	Michigan State	W	87-79
2/12	*	Minnesota+	W	58-61
2/14		Ohio State#	W	74-70
2/17		Michigan	L	80-91
2/19		Michigan State	L	79-81
2/24	*	Illinois	W	76-64
2/26	*	Purdue	L	70-81
2/28	*	Indiana	W	80-73
3/3		Northwestern	W	78-60
3/5		Wisconsin##	W	94-93

1977-78 (12-15, 5-13 Big Ten/8th)

Pos.	#	Starters	Ppg
F	44	Clay Hargrave (Jr.)	9.9
F	24	William Mayfield (Jr.)	9.8
C	50	Larry Olsthorn (So.)	8.9
G	34	Tom Norman (Jr.)	7.6
G	12	Ronnie Lester (So.)	19.9

Reserves

G	20	Dick Peth (Jr.)	7.2
F	32	Vince Brookins (Fr.)	6.4
C	52	Steve Waite (Fr.)	5.5

11/26		Iowa State	L	78-79
11/28		Kent State	W	82-64
12/1	*	Mankato State	W	91-71
12/3	*	Cal-Northridge	W	66-63
12/10		California	W	75-70
12/17	*	Denver	W	107-65

Rebel Roundup

12/20		Tennessee	W	92-86
12/21		UNLV	L	84-85
12/30	*	Drake	W	89-87
1/5		Indiana	L	51-69
1/7		Ohio State	W	87-75
1/12	*	Michigan	L	56-66
1/14	*	Purdue	W	66-60
1/19		Northwestern	L	59-62
1/21		Michigan State	L	58-68

1/26	*	Illinois	L	61-70
1/28	*	Wisconsin	W	88-73
2/2		Minnesota	L	71-82
2/4		Wisconsin	L	72-82
2/9	*	Michigan State	L	70-71
2/11	*	Minnesota	L	65-78
2/16	*	Northwestern	W	76-74
2/18		Illinois	L	76-77
2/23		Purdue	L	69-82
2/25		Michigan	L	76-82
3/2	*	Ohio State	W	87-70
3/4	*	Indiana	L	55-71

1978-79 (20-8, 13-5 Big Ten/T1st)

Pos.	#	Starters	Ppg
F	24	William Mayfield (Sr.)	12.9
F	40	Kevin Boyle (Fr.)	11.9
C	52	Steve Waite (So.)	6.4
G	20	Dick Peth (Sr.)	6.7
G	12	Ronnie Lester (Jr.)	18.7

Reserves

G	34	Tom Norman (Sr.)	7.7
C	54	Steve Krafscin (So.)	7.2
F	32	Vince Brookins (So.)	3.8

11/25	*	Kent State	W	111-76
11/28	*	Wichita State	W	91-67
12/2		Colorado State	L	69-72
12/9		Drake	L	69-72
12/11	*	Iowa State	W	67-66
12/16		Illinois Wesleyan	W	95-55
12/23	*	Drake	W	112-73

Cabrillo Classic

12/29		Pennsylvania##	W	87-84
12/30		Stanford	W	83-68

1/4		Northwestern	W	65-57
1/6		Michigan	W	85-79
1/11	*	Ohio State	L	67-72
1/13	*	Indiana	W	90-61
1/18		Purdue	W	56-46
1/20		Michigan State#	L	72-83
1/25	*	Illinois	W	58-52
1/27	*	Minnesota	W	81-64
2/1		Wisconsin	W	70-64
2/3		Minnesota	W	97-71
2/8	*	Michigan State	L	57-60
2/10	*	Wisconsin	W	79-65
2/15	*	Purdue	W	75-72
2/17		Illinois	W	67-53
2/22		Indiana	L	62-64
2/24		Ohio State	W	83-68
3/1	*	Michigan	L	53-61
3/3	*	Northwestern	W	95-64

NCAA Tournament (Midwest)

3/10		Toledo	L	72-74
------	--	--------	---	-------

1979-80 (23-10, 10-8 Big Ten/4th)

Pos.	#	Starters	Ppg
F	52	Steve Waite (Jr.)	8.0
F	32	Vince Brookins (Jr.)	11.0
C	54	Steve Krafscin (Jr.)	12.3
G	40	Kevin Boyle (So.)	11.8
G	30	Kenny Arnold (So.)	13.5

Reserves

G	12	Ronnie Lester (Sr.)	14.8
G	24	Bob Hansen (Fr.)	5.6
F	44	Mark Gannon (Fr.)	5.6

12/1	*	Northern Illinois	W	86-43
12/3	*	Colorado State	W	113-66
12/6	*	Northern Iowa	W	78-46
12/8		Detroit	W	80-54
12/11		Wichita State	W	81-62
12/15		Iowa State	W	67-64

Dayton Classic

12/22	Mississippi State	W	81-62
12/23	Dayton	W	61-54
12/29	* Drake	W	77-66
1/3	Illinois	W	72-71
1/5	Michigan	L	65-68
1/10	* Ohio State	L	71-77
1/12	* Wisconsin	W	66-65
1/17	Indiana	L	69-81
1/19	Michigan State	L	67-75
1/24	* Northwestern	W	86-64
1/26	* Minnesota	W	80-73
1/31	Purdue	L	56-70
2/2	Minnesota	W	73-63
2/7	* Michigan State#	W	44-39
2/9	* Purdue	W	74-59
2/14	* Indiana	L	55-66
2/16	Northwestern	W	60-58
2/21	Wisconsin	L	58-62
2/23	Ohio State	L	69-70
2/28	* Michigan	W	83-67
3/1	* Illinois	W	75-71

NCAA Tournament (East)

3/6	VA Commonwealth	W	86-72
3/8	North Carolina State	W	77-64
3/14	Syracuse	W	88-77
3/16	Georgetown	W	81-80
3/22	Louisville	L	72-80
3/24	Purdue	L	58-75

1980-81 (21-7, 13-5 Big Ten/2nd)

Pos.	#	Starters	Ppg
F	52	Steve Waite (Sr.)	5.2
F	32	Vince Brookins (Sr.)	14.7
C	54	Steve Kraficisin (Sr.)	11.4
G	40	Kevin Boyle (Jr.)	9.9
G	30	Kenny Arnold (Jr.)	11.7
Reserves			
G	24	Bob Hansen (So.)	8.4
F	44	Mark Gannon (So.)	5.7
G	15	Steve Carfino (Fr.)	4.5
11/29	Northern Illinois	W	61-47
12/1	* Detroit	W	98-55

Fiesta Classic

12/6	Cincinnati	W	69-64
12/7	Arizona State	L	88-96
12/9	* Nevada-Reno	W	112-71
12/13	Drake	W	90-68
12/20	* Iowa State	W	85-59
12/30	* Northern Iowa	W	86-52
1/3	* Wisconsin-Eau Claire	W	86-62
1/8	* Ohio State	L	56-58
1/10	* Michigan State	W	65-57
1/15	Wisconsin	W	76-66
1/17	Michigan	W	75-58
1/22	Indiana	W	56-53
1/24	* Minnesota	L	48-60
1/29	* Purdue	W	84-69
1/31	Illinois	L	66-79
2/5	Northwestern	W	76-65
2/7	* Illinois	W	72-66
2/12	Minnesota#	W	60-58
2/14	* Northwestern	W	82-64
2/19	* Indiana	W	78-65
2/21	Purdue	W	67-62
2/26	* Michigan	W	69-66
2/28	* Wisconsin	W	96-75
3/5	Michigan State#	L	70-71
3/7	Ohio State	L	70-78

NCAA Tournament (Midwest)

3/15	Wichita State	L	56-60
------	---------------	---	-------

1981-82 (21-8, 12-6 Big Ten/T2nd)

Pos.	#	Starters	Ppg
F	44	Mark Gannon (Jr.)	8.5
F	40	Kevin Boyle (Sr.)	6.5
C	42	Michael Payne (Fr.)	11.4
G	15	Steve Carfino (So.)	8.4
G	30	Kenny Arnold (Sr.)	10.0
Reserves			
G	24	Bob Hansen (Jr.)	12.0
C	41	Greg Stokes (Fr.)	5.7
G	25	Todd Berkenpas (Fr.)	3.2
11/28	* Northern Illinois	W	84-66
11/30	* Nebraska-Omaha	W	71-58
12/5	Marquette#	W	68-65
12/8	Iowa State	W	79-68
12/12	* Northern Iowa	W	84-53

Kettle Classic

12/18	Clemson	W	80-68
12/19	Houston	L	52-62
12/30	* Drake	W	60-49
1/2	South Carolina	W	57-47
1/7	* Purdue	W	62-40
1/9	* Illinois	W	56-50
1/14	Minnesota	L	56-61
1/16	Wisconsin	W	78-62
1/21	Northwestern	W	49-48
1/23	* Michigan	W	56-38
1/28	Michigan State	W	57-56
1/30	* Ohio State	W	76-66
2/4	* Indiana	W	62-40
2/6	Ohio State#	W	69-65
2/11	* Northwestern	W	62-49
2/13	Indiana	L	58-73
2/18	* Michigan State	W	59-53
2/20	Michigan	L	58-68
2/25	* Wisconsin	W	79-55
2/27	* Minnesota###	L	55-57
3/4	Illinois#	L	67-73
3/6	Purdue	L	65-66

NCAA Tournament (West)

3/12	Northeast Louisiana	W	70-63
3/14	Idaho#	L	67-69

1982-83 (22-9, 10-8 Big Ten/T2nd)

Pos.	#	Starters	Ppg
F	42	Michael Payne (So.)	10.6
F	44	Mark Gannon (Sr.)	6.9
C	41	Greg Stokes (So.)	17.7
G	24	Bob Hansen (Sr.)	15.4
G	15	Steve Carfino (Jr.)	10.6
Reserves			
G	14	Andre Banks (Fr.)	2.7
G	25	Todd Berkenpas (So.)	2.3
F	34	Craig Anderson (Jr.)	1.7

11/27	Brigham Young	W	91-80
11/29	Drake	W	68-63

Hawkeye Invitational

12/3	* Navy	W	76-65
12/4	* Hawaii	W	99-67
12/8	* Marquette	W	87-66
12/11	* USC	W	66-55
12/18	UCLA	L	66-75

Rochester Classic

12/28	James Madison	W	47-45
12/29	Seton Hall	W	85-63

1/5	* Michigan State	L	59-61
1/8	* Michigan	W	79-72
1/13	Northwestern	W	66-57
1/15	* Iowa State	W	73-56
1/20	Minnesota	W	68-52
1/22	Wisconsin	W	Forfeit

1/27	* Ohio State##	L	83-89
1/29	* Indiana	W	63-48
2/3	Illinois	L	61-62
2/5	Purdue	L	57-60
2/10	* Purdue	W	55-46
2/12	* Illinois	W	68-66
2/16	Indiana	W	58-57
2/19	Ohio State	L	69-85
2/24	* Wisconsin	W	93-63
2/27	* Minnesota	L	69-71
3/3	* Northwestern	W	63-50
3/10	Michigan	L	60-66
3/12	Michigan State	W	75-57

NCAA Tournament (Midwest)

3/17	Utah State	W	64-59
3/19	Missouri	W	77-63
3/25	Villanova	L	54-55

Coach George Raveling
1983-84 (13-15, 6-12 Big Ten/T7th)

Pos.	#	Starters	Ppg
F	42	Michael Payne (Jr.)	9.3
F	34	Craig Anderson (Sr.)	4.1
C	41	Greg Stokes (Jr.)	14.9
G	15	Steve Carfino (Sr.)	11.7
G	14	Andre Banks (So.)	4.5
Reserves			
C	54	Brad Lohaus (So.)	6.8
G	25	Todd Berkenpas (Jr.)	3.9
F	35	Bryan Boyle (So.)	2.0

11/26	* Illinois Wesleyan	W	86-60
-------	---------------------	---	-------

Hawkeye Invitational

12/2	* Baylor	W	67-44
12/3	* Oregon State	W	56-45
12/7	Louisville	L	58-79
12/10	Oregon State	L	48-53
12/19	* Colorado	W	72-56
12/21	* Drake	W	66-43

Winston Tire Classic

12/29	USC	W	62-61
12/30	Memphis State	W	73-66

1/4	Michigan State	L	72-73
1/7	Michigan	L	49-53
1/12	* Northwestern	W	42-39
1/14	Iowa State##	L	72-76
1/19	* Minnesota	L	49-56
1/21	* Wisconsin	W	75-62
1/26	Ohio State	L	54-65
1/28	Indiana	L	47-54
2/2	* Illinois##	L	52-54
2/4	* Purdue	L	46-48
2/9	Purdue	L	58-79
2/12	Illinois	L	53-73
2/16	* Indiana	L	45-49
2/18	* Ohio State	W	74-60
2/23	Wisconsin	W	63-55
2/25	Minnesota	W	62-50
3/1	Northwestern	W	57-48
3/7	* Michigan	L	46-53
3/11	* Michigan State	L	44-51

1984-85 (21-11, Big Ten 10-8/5th)

Pos.	#	Starters	Ppg
F	3	Gerry Wright (So.)	9.7
F	42	Michael Payne (Sr.)	7.1
C	41	Greg Stokes (Sr.)	19.9
G	20	Jeff Moe (Fr.)	7.7
G	25	Todd Berkenpas (Sr.)	5.7

Reserves

G	14	Andre Banks (Jr.)	6.6
F	44	Al Lorenzen (Fr.)	6.2
F	4	Bill Jones (Fr.)	4.2

11/24	*	Arkansas-Little Rock	W	76-47
11/26	*	Gonzaga	W	62-40
11/28	*	Morehead State	W	89-46
12/1	*	George Mason	W	111-82
12/4	*	Iowa State	L	50-54

Hawkeye Invitational

12/7	*	Boston University	W	67-53
12/8	*	Texas Tech	W	58-48

12/12	*	Georgia State	W	89-40
12/15	*	Illinois Wesleyan	W	99-39
12/22	*	South Carolina	W	88-78

Rainbow Classic

12/25		Maryland#	L	68-70
12/27		Cornell (NY)#	W	59-56
12/28		Arkansas	W	71-52

1/3	*	Purdue	W	75-63
1/5	*	Illinois	W	64-60
1/12		Minnesota	L	57-65
1/17		Michigan State	W	79-65
1/19		Michigan###	L	67-69
1/24	*	Northwestern	W	66-47
1/26	*	Wisconsin	W	105-65
1/31		Indiana	W	72-59
2/2		Ohio State	W	67-58
2/6	*	Minnesota	W	70-65
2/14	*	Michigan	L	52-56
2/16	*	Michigan State	L	55-57
2/20		Wisconsin	L	53-54
2/23		Northwestern	L	58-78
2/28	*	Ohio State	W	87-82
3/3	*	Indiana	W	70-50
3/7		Illinois#	L	53-59
3/9		Purdue	L	54-60

NCAA Tournament (West)

3/14		Arkansas	L	54-63
------	--	----------	---	-------

1985-86 (20-12, Big Ten 10-8/6th)

Pos.	#	Starters	Ppg
F	3	Gerry Wright (Jr.)	10.7
F	23	Roy Marble (Fr.)	12.5
C	44	Al Lorenzen (So.)	10.0
G	14	Bill Jones (So.)	9.6
G	4	Andre Banks (Sr.)	10.3

Reserves

G	20	Jeff Moe (So.)	6.0
F	25	Ed Horton (Fr.)	3.7
C	54	Brad Lohaus (Jr.)	3.6

11/22		Hawaii-Hilo	W	80-69
11/23		Hawaii-Pacific	W	85-68
11/25		Arkansas-Little Rock#	W	108-99
11/30	*	Abilene Christian	W	92-62
12/3		Drake	W	55-43

Hawkeye Invitational

12/6	*	Arkansas State	L	62-66
12/7	*	Lehigh	W	89-68

12/10		Iowa State	L	61-74
12/14	*	Furman	W	81-61
12/23		Gonzaga	W	84-64

Far West Classic

12/27		Tampa	W	54-45
12/28		Boston University	W	76-71
12/29		St. Joseph's	L	56-60

1/2		Purdue#	L	73-76
1/4		Illinois	W	60-59
1/11	*	Minnesota	W	75-62
1/16	*	Michigan State	W	82-71
1/18	*	Michigan	L	57-61
1/23		Northwestern	W	76-43
1/25		Wisconsin	L	63-69
1/30	*	Indiana	W	79-69
2/1	*	Ohio State	W	86-75
2/9		Minnesota	L	60-65
2/13		Michigan State	L	73-83
2/15		Michigan	L	66-82
2/20	*	Wisconsin	W	101-48
2/22	*	Northwestern	W	76-45
2/26		Ohio State	L	74-81
3/2		Indiana	L	73-80
3/6	*	Illinois	W	57-53
3/8	*	Purdue	W	77-64

NCAA Tournament (Midwest)

3/14		North Carolina State	L	64-66
------	--	----------------------	---	-------

Coach Tom Davis

1986-87 (30-5, 14-4 Big Ten/3rd)

Pos.	#	Starters	Ppg
F	25	Ed Horton (So.)	7.8
F	23	Roy Marble (So.)	14.9
C	54	Brad Lohaus (Sr.)	11.3
G	35	Kevin Gamble (Sr.)	11.9
G	10	B.J. Armstrong (So.)	12.4

Reserves

G	20	Jeff Moe (Jr.)	11.1
F	3	Gerry Wright (Sr.)	6.5
F	44	Al Lorenzen (Jr.)	4.0

Great Alaska Shootout

11/28		Alaska-Anchorage	W	91-81
11/29		North Carolina State#	W	90-89
11/30		Northeastern	W	103-80

12/3	*	Missouri-St. Louis	W	89-64
------	---	--------------------	---	-------

Hawkeye Invitational

12/5	*	Delaware	W	95-47
12/6	*	Loyola-Marymount	W	103-80

12/9	*	Brigham Young	W	86-75
12/13		Drake	W	69-62
12/20	*	Iowa State	W	89-64
12/22	*	Rider	W	104-71

Anteater Classic

12/28		Portland	W	84-65
12/29		UC-Irvine	W	105-103

1/3	*	Northwestern	W	80-44
1/5	*	Wisconsin	W	78-63
1/10		Minnesota	W	78-57
1/14		Illinois#	W	91-88
1/19		Purdue	W	70-67
1/22	*	Indiana	W	101-88
1/24	*	Ohio State	L	76-80
1/29		Michigan State	W	89-75
1/31		Michigan	L	92-100
2/4	*	Minnesota	W	78-47
2/7		Arizona	W	89-80
2/12	*	Purdue	L	73-80
2/14	*	Illinois	W	66-61
2/18		Ohio State	W	82-80
2/21		Indiana	L	75-84
2/26	*	Michigan State	W	93-64
2/28	*	Michigan	W	95-85
3/5		Northwestern	W	103-76
3/8		Wisconsin	W	81-71

NCAA Tournament (West)

3/13		Santa Clara	W	99-76
3/15		Texas-El Paso	W	84-82
3/20		Oklahoma	W	93-91
3/22		UNLV	L	81-84

1987-88 (24-10, Big Ten 12-6/T3rd)

Pos.	#	Starters	Ppg
F	40	Kent Hill (Sr.)	7.4
F	23	Roy Marble (Jr.)	15.4
C	25	Ed Horton (Jr.)	11.3
G	14	Bill Jones (Sr.)	13.0
G	10	B.J. Armstrong (Jr.)	17.4

Reserves

G	20	Jeff Moe (Sr.)	12.9
G	11	Michael Reaves (Sr.)	5.5
F	44	Al Lorenzen (Sr.)	10.6

Maui Invitational

11/27		Stanford	W	78-75
11/28		Kansas	W	100-81
11/29		Villanova	W	97-74

12/1	*	Drake	W	70-59
------	---	-------	---	-------

Hawkeye Invitational

12/4	*	Navy	W	91-61
12/5	*	UC-Irvine	W	124-88

12/12	*	Arizona	L	59-66
12/19		Iowa State#	L	100-102
12/21	*	Pan American	W	110-64

All-College Tournament

12/29		Illinois State	L	88-89
12/30		Oral Roberts	W	126-94
1/6	*	Indiana	W	84-70
1/9		Purdue	L	79-80
1/11	*	Lafayette	W	109-68
1/14		Ohio State	L	83-87
1/16	*	Northwestern	W	92-68
1/21	*	Illinois	W	93-79
1/23	*	Dartmouth	W	102-87
1/25		Wisconsin	W	104-89
1/30	*	Minnesota	W	76-51
2/3		Michigan	L	103-120
2/6	*	Michigan State	W	101-72
2/10	*	Ohio State	W	92-75
2/15	*	Purdue	L	66-73
2/20		Minnesota	W	107-86
2/24		Northwestern	W	91-74
2/27	*	Michigan	W	95-87
3/3		Michigan State	W	103-87
3/6		Illinois	L	81-94
3/10	*	Wisconsin	W	103-70
3/12		Indiana	L	89-116

NCAA Tournament (West)

3/18		Florida State	W	102-98
3/20		UNLV	W	104-86
3/25		Arizona	L	79-99

1988-89 (23-10, Big Ten 10-8/4th)

Pos.	#	Starters	Ppg
F	25	Ed Horton (Sr.)	18.3
F	32	Ray Thompson (Fr.)	11.5
C	51	Les Jepsen (Jr.)	4.2
G	23	Roy Marble (Sr.)	20.5
G	10	B.J. Armstrong (Sr.)	18.6

Reserves

F	50	Matt Bullard (Jr.)	9.1
G	24	James Moses (Fr.)	5.4
F	34	Wade Lookingbill (Fr.)	3.0

11/26	*	McNeese State	W	77-56
11/29		Drake	W	96-72

Hawkeye Invitational

12/2	*	Brown	W	109-61
12/3	*	Georgia	W	102-76

12/6	*	Northern Iowa	W	95-76
12/10	*	Iowa State	W	91-71

12/12	*	Jackson State	W	86-71
12/14	*	Central Florida	W	102-68

Chaminade Classic

12/23		Eastern Illinois	W	89-71
12/24		St. Louis	W	83-80
12/25		UC-Riverside	L	92-110

12/30	*	SW Texas State	W	96-77
1/5		Michigan State	W	93-82
1/7		North Carolina	W	98-97
1/14		Minnesota	L	78-80
1/19		Ohio State	L	91-102
1/21		Purdue	W	67-66
1/26	*	Wisconsin	W	78-70
1/30		Indiana	L	89-104
2/2	*	Northwestern	W	102-84
2/5	*	Illinois	W	86-82
2/9	*	Michigan##	L	107-108
2/11		Wisconsin	L	54-65
2/13	*	Ohio State	W	83-75
2/18	*	Minnesota	W	99-61
2/22		Northwestern	W	89-84
2/26	*	Purdue	W	84-67
3/2	*	Michigan State	L	81-83
3/4		Michigan	L	96-119
3/8		Illinois	L	94-118
3/11	*	Indiana	W	87-70

NCAA Tournament (East)

3/17		Rutgers	W	87-73
3/19		N.C. State##	L	96-102

1989-90 (12-16, 4-14 Big Ten/8th)

Pos.	#	Starters	Ppg
F	45	Michael Ingram (Sr.)	5.4
F	34	Wade Lookingbill (So.)	6.7
C	51	Les Jepsen (Sr.)	14.9
G	24	James Moses (So.)	13.0
G	11	Troy Skinner (So.)	5.0
Reserves			
F	50	Matt Bullard (Sr.)	11.4
C	55	Acie Earl (Fr.)	6.0
F	15	Rodell Davis (So.)	4.1

11/24	*	Texas Southern	W	80-64
11/28	*	Drake	W	68-54

Hawkeye Invitational

12/1	*	Ohio University	W	75-49
12/2	*	UC-Santa Barbara	W	85-79

12/7		Iowa State	W	89-87
12/9	*	North Carolina	W	87-74
12/18	*	Drexel	W	59-50
12/23		UNLV	L	80-97
12/30	*	Monmouth (NJ)	W	55-46
1/3		Northern Iowa	L	74-77
1/6	*	Ohio State	L	73-79
1/11		Wisconsin#	L	69-73
1/13		Michigan State	L	80-87
1/18	*	Indiana	L	79-83
1/20	*	Michigan#	W	78-76
1/25		Minnesota	L	72-84
1/27		Purdue	L	59-80
1/29	*	Illinois	W	69-67
2/3	*	Northwestern	W	98-80
2/8		Ohio State	L	80-98
2/10	*	Wisconsin	L	71-80
2/12	*	Michigan State	L	70-80
2/17		Indiana	L	71-118
2/22		Northwestern	L	66-72
2/24	*	Minnesota	L	80-102
2/28	*	Purdue	W	64-63
3/4		Illinois	L	85-118
3/10		Michigan	L	96-127

1990-91 (21-11, 9-9 Big Ten/T5th)

Pos.	#	Starters	Ppg
F	40	Chris Street (Fr.)	5.0
F	24	James Moses (Jr.)	12.0
C	55	Acie Earl (So.)	16.3
G	20	Val Barnes (So.)	11.5
G	11	Troy Skinner (Jr.)	7.7
Reserves			
F	15	Rodell Davis (Jr.)	7.9
G	10	Kevin Smith (Fr.)	5.0
F	42	Jay Webb (So.)	4.8

Dodge Preseason NIT

11/15	*	Temple	W	73-71
11/17		Notre Dame	L	68-77

11/27		Drake	W	80-61
-------	--	-------	---	-------

Hawkeye Invitational

11/30	*	Colgate	W	80-59
12/1	*	Creighton	W	83-77

12/4	*	Northern Iowa	W	72-68
12/8	*	Iowa State	W	75-73
12/15	*	Maryland-Baltimore Co.	W	98-81
12/18	*	Chicago State	W	93-70
12/22	*	UCLA	W	88-71
12/28		Hawaii-Hilo	W	78-65
12/30		Chaminade	W	104-64
1/3		Ohio State	L	59-63
1/5	*	Michigan State	W	79-66
1/10	*	Michigan	W	79-78
1/12		Minnesota	L	77-79
1/17		Wisconsin	L	79-91
1/19	*	Indiana	L	79-99
1/28		Illinois	L	50-53
1/31		Purdue	W	78-69
2/2	*	Northwestern	W	82-66
2/7		Michigan State	W	71-67
2/9		Michigan	L	70-84
2/14	*	Minnesota	W	82-69
2/16	*	Wisconsin	L	55-56
2/21		Indiana#	W	80-79
2/23	*	Illinois	L	74-79
3/2	*	Purdue	L	65-70
3/7		Northwestern	W	79-76
3/10	*	Ohio State	W	80-69

NCAA Tournament (Midwest)

3/14		East Tennessee State	W	76-73
3/16		Duke	L	70-85

1991-92 (19-11, 10-8 Big Ten/5th)

Pos.	#	Starters	Ppg
F	40	Chris Street (So.)	10.6
F	24	James Moses (Sr.)	13.9
C	55	Acie Earl (Jr.)	19.5
G	20	Val Barnes (Jr.)	11.5
G	10	Kevin Smith (So.)	5.4
Reserves			
F	15	Rodell Davis (Sr.)	5.0
F	34	Wade Lookingbill (Jr.)	4.7
G	11	Troy Skinner (Sr.)	4.1

11/23	*	Maryland-Eastern Shore	W	101-45
11/26	*	Western Illinois	W	95-58
12/3	*	Drake	W	83-56

Hawkeye Invitational

12/6	*	Army	W	74-39
12/7	*	Louisiana Tech	W	84-65

12/10		Northern Iowa	W	108-85
12/14		Iowa State	L	84-98

Tampa Tribune Holiday Invitational

12/27		Butler	W	114-92
12/28		South Florida	L	78-85

1/4	*	Centenary	W	121-76
1/9	*	Michigan#	L	77-80
1/11		Purdue#	L	69-77
1/15	*	Illinois	W	74-69
1/19		Ohio State	L	81-85
1/22		Northwestern	W	78-71
1/29	*	Wisconsin	W	73-66
2/1	*	Minnesota	W	87-70
2/6	*	Michigan State	W	77-63
2/9		Indiana	L	66-81
2/12		Michigan	L	74-79
2/15	*	Purdue	W	80-68
2/18	*	Ohio State	W	92-86
2/23		Illinois#	L	72-77
2/25		Minnesota	W	79-64
3/4	*	Indiana	L	60-64
3/7		Wisconsin	W	70-65
3/11	*	Northwestern	W	69-66
3/15		Michigan State	L	53-64

NCAA Tournament (East)

3/19		Texas	W	98-92
3/21		Duke	L	62-75

1992-93 (23-9, 11-7 Big Ten/T3rd)

Pos.	#	Starters	Ppg
F	34	Wade Lookingbill (Sr.)	7.4
F	23	James Winters (Jr.)	8.6
C	55	Acie Earl (Sr.)	16.9
G	20	Val Barnes (Sr.)	14.7
G	10	Kevin Smith (Jr.)	5.0
Reserves			
F	3	Kenyon Murray (Fr.)	6.7
F	52	Russ Millard (Fr.)	5.2
C	42	Jay Webb (Sr.)	4.2

12/1	*	Mississippi Valley State	W	100-69
------	---	--------------------------	---	--------

Hawkeye Invitational

12/4	*	Texas-Pan American	W	85-29
12/5	*	Mississippi State	W	69-54

12/8	*	Northern Iowa	W	64-44
12/12	*	Iowa State	W	78-51

San Juan Shootout

12/20		American University	W	101-47
12/21		Eastern Michigan	W	103-66
12/22		Southern Illinois	W	90-70

12/28	*	Texas Southern	W	91-70
1/2	*	Central Conn. State	W	104-58
1/4		Drake	W	80-65
1/6		Indiana	L	67-75
1/9		Ohio State	L	81-92
1/13	*	Minnesota	W	84-77
1/16		Duke	L	56-65
1/28		Michigan State#	W	96-90
1/31	*	Michigan	W	88-80
2/4		Illinois	L	77-78
2/6	*	Indiana	L	66-73
2/13		Minnesota	L	85-91
2/16	*	Ohio State	W	68-54
2/20		Northwestern	W	75-63
2/22		Penn State	W	74-58
2/24	*	Penn State	W	58-38
2/27	*	Michigan State	W	66-64
3/2		Michigan	L	73-82
3/6		Purdue	L	58-69
3/8	*	Northwestern	W	56-50
3/10	*	Wisconsin	W	91-65
3/13	*	Illinois	W	63-53

NCAA Tournament (Southeast)

3/19		Northeast Louisiana	W	82-69
3/21		Wake Forest	L	78-84

YEAR-BY-YEAR SCORES

1993-94 (11-16, 5-13 Big Ten/T10th)

Pos.	#	Starters	Ppg
F	4	Jess Settles (Fr.)	15.3
F	3	Kenyon Murray (So.)	12.3
F	23	James Winters (Sr.)	18.0
G	44	Jim Bartels (Jr.)	11.5
G	13	Mon'ter Glasper (So.)	4.8
Reserves			
F	52	Russ Millard (So.)	11.2
G	14	Chris Kingsbury (Fr.)	8.2
G	11	Kevin Skillett (Jr.)	2.0

11/30 * Drake W 90-86

Hawkeye Invitational

12/3	* Lehigh	W	104-77
12/4	* Long Beach State	W	101-79

12/7	Northern Iowa	W	81-76
12/11	Iowa State	L	79-86
12/20	* Dartmouth	W	104-65
12/22	* Duke	L	76-79
12/29	Cal-Irvine	L	78-86
1/2	* Eastern Illinois	W	91-52
1/4	Ohio State	L	68-72
1/8	* Michigan	L	70-71
1/11	* Indiana	L	75-89
1/19	Illinois	L	90-105
1/22	* Penn State	W	81-70
1/26	Northwestern	W	86-76
1/29	Michigan State	L	84-87
2/2	* Minnesota	W	92-88
2/6	* Purdue	L	78-87
2/12	Indiana	L	91-93
2/16	Michigan	L	76-89
2/19	* Illinois	W	83-69
2/23	Penn State	L	80-89
2/26	* Northwestern	L	74-80
3/2	* Michigan State	L	72-80
3/5	Minnesota###	L	96-107
3/9	Wisconsin	L	71-95
3/12	* Ohio State	W	83-74

1994-95 (21-12, 9-9 Big Ten/T7th)

Pos.	#	Starters	Ppg
F	4	Jess Settles (So.)	15.6
F	3	Kenyon Murray (Jr.)	11.5
F	44	Jim Bartels (Sr.)	11.2
G	14	Chris Kingsbury (So.)	16.8
G	5	Andre Woolridge (So.)	14.0
Reserves			
F	52	Russ Millard (Jr.)	5.2
F	42	Ryan Bowen (Fr.)	4.6
G	13	Mon'ter Glasper (Jr.)	3.9

11/25 * Morgan State W 126-79
11/29 Drake W 103-68

Hawkeye Invitational

12/2	* Pepperdine	W	99-63
12/3	* Ohio University	W	91-75

12/7	* Northern Iowa	W	80-48
12/10	* Iowa State	L	63-76
12/17	* Long Island	W	102-72
12/20	* Western Carolina	W	85-60
12/23	BYU-Hawaii	W	61-57

Rainbow Classic

12/27	Duke	W	81-71
12/29	Hawaii	W	84-82
12/30	Arkansas	L	92-101

1/4	* Indiana	W	74-55
1/7	Michigan State	L	68-69
1/11	Michigan##	L	82-83
1/14	* Purdue	L	83-84
1/21	* Wisconsin	W	96-84
1/25	Ohio State	W	81-66
1/28	* Minnesota	L	54-55
2/1	* Illinois	L	74-79
2/4	Penn State	L	64-74

2/9	* Northwestern	W	116-77
2/11	Illinois#	L	97-104
2/15	Minnesota	W	74-70
2/18	* Ohio State	W	85-66
2/22	Wisconsin	W	84-77
3/1	Purdue	L	85-92
3/5	* Michigan	W	89-69
3/8	* Michigan State	W	79-78
3/12	Indiana	L	79-110

National Invitation Tournament

3/15	DePaul (n)	W	97-86
3/21	* Ohio University	W	66-62
3/23	* Penn State	L	64-67

1995-96 (23-9, 11-7 Big Ten/4th)

Pos.	#	Starters	Ppg
F	3	Kenyon Murray (Sr.)	9.5
F	4	Jess Settles (Jr.)	15.1
C	52	Russ Millard (Sr.)	13.7
G	5	Andre Woolridge (Jr.)	13.1
G	13	Mon'ter Glasper (Sr.)	4.6
Reserves			
F	52	Ryan Bowen (So.)	5.5
F	44	J.R. Koch (Fr.)	3.4
G	14	Chris Kingsbury (Jr.)	11.9

Great Alaska Shootout

11/22	Ohio University	W	78-51
11/24	Connecticut#	W	101-95
11/25	Duke	L	81-88

11/28 * Drake W 98-66

Super Chevy Shootout

12/1	* East Tennessee State	W	104-58
12/2	* Colgate	W	79-59

12/5	Northern Iowa	W	78-73
12/9	Iowa State	W	56-50
12/16	* Texas Southern	W	110-67

12/20	* Western Illinois	W	93-41
12/23	* Morehead State	W	82-57
12/28	Colorado	W	100-85
1/3	Purdue+	L	61-85
1/6	* Minnesota	W	92-63
1/10	* Ohio State	W	81-53
1/13	Wisconsin	L	71-80
1/18	* Illinois	W	82-79
1/20	Michigan State	L	60-62
1/28	* Michigan	W	70-61
1/30	Indiana	L	73-76
2/3	* Penn State#	L	87-95
2/7	Northwestern	W	88-77
2/11	* Indiana	W	76-50
2/13	Michigan	W	62-55
2/21	* Michigan State	W	83-47
2/24	Illinois	L	86-91
2/28	* Wisconsin	W	69-54
3/2	Ohio State	W	73-64
3/6	Minnesota	L	64-72
3/9	* Purdue	W	56-52

NCAA Tournament (West)

3/15	George Washington	W	81-79
3/17	Arizona	L	73-87

1996-97 (22-10, 12-6 Big Ten/T2nd)

Pos.	#	Starters	Ppg
F	42	Ryan Bowen (Jr.)	11.8
G	45	Darryl Moore (Jr.)	5.2
C	13	Guy Rucker (Fr.)	10.6
G	32	Kent McCausland (So.)	8.6
G	5	Andre Woolridge (Sr.)	20.2
Reserves			
F	44	J.R. Koch (So.)	8.0
F	4	Jess Settles (Jr.)	11.3
G	24	Ryan Luehrsmann (Fr.)	3.5

11/22 Western Illinois W 81-66

Maui Invitational

11/25	California	L	59-75
11/26	Louisiana State+	L	60-70
11/27	Chaminade	W	67-37

12/3 Drake W 79-59

Super Chevy Shootout

12/6	* Grambling State	W	93-73
12/7	* LaSalle	W	65-60

12/10 * Northern Iowa W 72-63

12/14 * Iowa State L 74-81

12/21 * Missouri W 88-77

12/27 * Austin Peay W 90-58

12/29 * Cal-Northridge W 90-65

1/2 * Northwestern W 72-55

1/4 Penn State W 69-57

1/7 Purdue W 59-56

1/11 * Wisconsin W 78-53

1/15 * Ohio State W 76-62

1/19 Michigan L 71-79

1/23 Minnesota L 51-66

1/29 * Illinois W 82-65

2/4 * Indiana W 75-67

2/9 Illinois L 51-66

2/12 Michigan State L 67-69

2/15 * Minnesota L 66-68

2/20 * Michigan W 80-75

2/22 Ohio State W 69-56

2/26 Wisconsin L 48-49

3/1 * Purdue W 84-62

3/5 * Penn State W 81-55

3/8 Northwestern W 75-59

NCAA Tournament (West)

3/13 Virginia W 73-60

3/15 Kentucky L 69-75

1997-98 (20-11, 9-7 Big Ten/T5th)

Pos.	#	Starters	Ppg
F	23	Ricky Davis (Fr.)	15.0
F	45	Darryl Moore (Sr.)	7.1
C	42	Ryan Bowen (Sr.)	14.4
G	20	Dean Oliver (Fr.)	8.8
G	32	Kent McCausland (Jr.)	9.6
Reserves			
F	44	J.R. Koch (Jr.)	6.9
C	13	Guy Rucker (So.)	6.9
G	24	Ryan Luehrsmann (So.)	4.0
G	30	Kyle Galloway (Fr.)	4.2

11/14 * Chicago State W 105-60

11/16 * North Texas W 112-64

11/29 * Long Island W 101-69

12/2 * Drake W 90-60

Super Chevy Shootout

12/5	* Rice	W	81-52
12/6	* Weber State	W	81-56

12/9 Northern Iowa L 78-84

12/13 Iowa State W 60-59

San Juan Christmas Shootout

12/21	Puerto Rico-Mayaguez	W	96-37
12/22	Southern Mississippi	W	82-58
12/23	St. Bonaventure	W	81-67

12/28 * Bucknell W 91-52

12/31 Indiana W 89-76

1/3 * Northwestern W 91-57

1/8 * Illinois L 64-76

1/14 Ohio State W 61-46

1/18 Minnesota W 82-69

1/21 * Michigan State L 57-78

1/24 Missouri# L 79-80

1/28 Penn State L 65-67

2/1 * Michigan L 66-80

2/3 Wisconsin W 79-76

2/7	Michigan State	L	64-75
2/12	* Minnesota	L	71-73
2/14	* Ohio State	W	82-70
2/18	* Purdue	W	88-69
2/22	Illinois	L	72-79
2/25	Northwestern	W	75-55
2/28	* Indiana	W	84-70

Big Ten Tournament

3/6	Michigan (n)	L	66-77
-----	--------------	---	-------

National Invitation Tournament

3/11	* Georgia	L	93-100
------	-----------	---	--------

1998-99 (20-10, 9-7 Big Ten/T3rd)

Pos.	#	Starters	Ppg
F	4	Jess Settles (Sr.)	9.8
F	3	Jason Bauer (Sr.)	2.6
C	44	J.R. Koch (Sr.)	10.4
G	20	Dean Oliver (So.)	11.9
G	32	Kent McCausland (Sr.)	8.6
Reserves			
F	13	Guy Rucker (Jr.)	6.7
C	14	Jacob Jaacks (Jr.)	6.8
G	34	Joey Range (Fr.)	7.8
G	14	Ryan Luehrsmann (Jr.)	5.8

11/15	Western Illinois (n)	W	74-63
11/19	* Northern Iowa	W	83-67
11/25	* Creighton	L	73-75
12/1	Drake	W	78-74

Hawkeye Invitational

12/4	* South Alabama	W	82-58
12/5	* Detroit Mercy	W	61-60

12/8	Kansas	W	85-81
12/12	* Iowa State	W	74-54
12/19	* Missouri	W	82-68
12/23	* Coppin State	W	87-73
12/31	* Indiana	W	67-52
1/3	Northwestern	W	52-48
1/7	* Illinois	W	84-62
1/12	Ohio State	W	71-68
1/16	Minnesota	L	70-75
1/21	Michigan State	L	65-80
1/23	* Wisconsin	L	52-72
1/27	* Penn State	W	84-74
1/30	Michigan	W	81-68
2/4	Purdue	L	75-90
2/6	* Michigan State	L	81-95
2/10	* Minnesota	W	76-73
2/13	* Ohio State	L	69-73
2/21	Illinois	W	78-72
2/23	* Northwestern	W	65-48
2/27	Indiana	L	81-88

Big Ten Tournament

3/5	Wisconsin (n)	L	60-74
-----	---------------	---	-------

NCAA Tournament (West)

3/11	Alabama-Birmingham	W	77-64
3/13	Arkansas	W	82-72
3/18	Connecticut	L	68-78

Coach Steve Alford
1999-2000 (14-16, 6-10 Big Ten/T8th)

Pos.	#	Starters	Ppg
F	1	Rob Griffin (Jr.)	14.4
F	23	Duez Henderson (So.)	7.4
C	14	Jacob Jaacks (Sr.)	10.6
G	20	Dean Oliver (Jr.)	12.9
G	32	Ryan Luehrsmann (Sr.)	6.6
Reserves			
G	30	Kyle Galloway (So.)	6.1
F	25	Rod Thompson (So.)	3.4
F	13	Joe Fermino (Jr.)	2.3
G	11	Jason Price (Sr.)	1.9

IKON Coaches vs. Cancer Classic

11/11	#1 Connecticut	W	70-68
11/12	Stanford	L	58-72
11/21	* Eastern Illinois	W	95-79
11/27	Creighton	L	76-85
11/30	Maryland	L	65-83

Gazette Hawkeye Challenge

12/3	* Texas Southern	W	73-51
12/4	* Ohio University	W	86-66

12/7	Northern Iowa	W	67-59
12/11	Iowa State	L	66-59
12/18	Missouri	L	61-72
12/28	* Drake##	W	83-76
1/5	* Northwestern	W	58-52
1/8	* #4 Michigan State	L	53-75
1/12	Minnesota	L	82-85
1/15	Penn State	L	61-73
1/18	Indiana	L	71-74
1/22	* Michigan	W	83-78
1/26	* Illinois	L	58-69
1/29	Wisconsin	W	61-55
2/3	* Kansas	W	77-69
2/5	* Purdue	L	58-84
2/9	#5 Ohio State	W	67-64
2/12	Illinois	L	50-78
2/16	Purdue	L	59-67
2/23	* Wisconsin	L	45-54
2/27	* Minnesota	W	71-59
3/1	Michigan	L	78-87
3/4	* Penn State	W	86-83

Big Ten Tournament

3/9	Minnesota	W	81-78
3/10	#10 Michigan State	L	65-75

2000-01 (23-12, 7-9 Big Ten/T6th)

Pos.	#	Starters	Ppg
F	32	Reggie Evans (Jr.)	15.1
G	20	Dean Oliver (Sr.)	13.9
G	24	Luke Recker (Jr.)	18.1
F	23	Duez Henderson (Jr.)	6.3
F	4	Glen Worley (Fr.)	7.5
Reserves			
G	11	Brody Boyd (Fr.)	5.8
C	5	Jared Reiner (Fr.)	3.1
G	2	Ryan Hogan (Jr.)	7.2

11/19	* Wisconsin-Milwaukee	W	83-79
11/21	at Drake	W	73-71
11/28	* Georgia Tech	W	85-67

Gazette Hawkeye Challenge

12/01	* Tennessee-Chattanooga	W	79-60
12/02	* Tulsa	W	66-65

12/05	* Northern Iowa	W	74-42
12/9	* Iowa State	W	80-68
12/16	* Missouri##	W	99-94
12/19	* Centenary	W	72-52
12/23	Kansas State	L	78-86

Rainbow Classic

12/28	Detroit-Mercy	W	69-68
12/29	#5 Tennessee	L	68-80
12/30	Saint Louis	W	68-56

1/6	Penn State	W	86-85
1/11	* #7 Illinois	W	78-62
1/13	Purdue	W	83-73
1/16	Wisconsin	L	54-67
1/20	* Michigan	L	69-70
1/24	Minnesota	W	87-74
1/27	* Indiana	W	71-66
1/31	* Minnesota	W	64-55
2/7	* Ohio State	L	68-69
2/10	Northwestern	L	61-69
2/14	Michigan	L	85-95
2/18	#4 Michigan State	L	70-94
2/21	* Purdue#	W	78-72
2/24	#3 Illinois	L	63-89
3/1	* Penn State	L	73-78
3/3	* Wisconsin	L	57-59

Big Ten Tournament

3/8	Northwestern (n)	W	72-55
3/9	Ohio State (n)	W	75-66
3/10	Penn State (n)	W	94-74
3/11	Indiana (n)	W	63-61

NCAA Tournament (East)

3/15	Creighton	W	69-56
3/17	#9 Kentucky	L	79-92

2001-02 (19-16, 5-11 Big Ten/T8th)

Pos.	#	Starters	Ppg
F	32	Reggie Evans (Sr.)	15.4
C	53	Sean Sonderleiter (So.)	2.2
G	1	Chauncey Leslie (Jr.)	6.1
G	3	Pierre Pierce (Fr.)	7.1
G	24	Luke Recker (Sr.)	17.1
Reserves			
F	4	Glen Worley (So.)	7.3
F	23	Duez Henderson (Sr.)	4.5
C	5	Jared Reiner (So.)	3.1
G	11	Brody Boyd (So.)	3.9
G	2	Ryan Hogan (Sr.)	5.3

Guardians Classic

11/13	* Maryland Eastern Shore	W	89-59
11/14	* Boston University	W	90-61

11/17	* Louisiana Tech	W	75-67
-------	------------------	---	-------

Guardians Classic

11/20	#12 Memphis (n)	W	75-71
11/21	#5 Missouri (n)	L	77-78

11/27	#1 Duke (n)	L	62-80
-------	-------------	---	-------

Gazette Hawkeye Challenge

11/30	* Alabama State	W	73-64
12/1	* Southern Methodist	W	86-69

12/4	Northern Iowa	L	76-78
12/8	Iowa State	W	78-53
12/12	* Drake	W	101-59
12/15	#2 Missouri	W	83-65
12/22	* Kansas State	W	89-70
12/28	* Mercer	W	77-43
1/2	* Wisconsin	W	69-57
1/5	Ohio State	L	62-72
1/9	* Northwestern	W	70-60
1/13	* Indiana	L	66-77
1/15	#10 Illinois	L	66-77
1/19	Northwestern	L	50-63
1/22	* Michigan State	W	75-71
1/26	Purdue	L	68-73
2/2	* Penn State	W	81-64
2/5	Indiana	L	51-79
2/9	* Minnesota	L	78-86
2/13	Penn State	L	65-71
2/16	* #20 Ohio State	L	66-72

YEAR-BY-YEAR SCORES

2/19	Wisconsin	L	56-64
2/23	* Michigan	W	75-56
3/2	Michigan State	L	79-93

Big Ten Tournament

3/7	Purdue (n)	W	87-72
3/8	Wisconsin (n)	W	58-56
3/9	#22 Indiana (n)	W	62-60
3/10	#17 Ohio State (n)	L	64-81

National Invitation Tournament

3/13	* Louisiana State	L	61-63
------	-------------------	---	-------

2002-03 (17-14, 7-9 Big Ten/T8th)

Pos.	#	Starters	Ppg
F	4	Glen Worley (Jr.)	10.9
F	44	Greg Brunner (Fr.)	7.5
C	5	Jared Reiner (Jr.)	9.7
G	1	Chauncey Leslie (Sr.)	15.8
G	2	Jeff Horner (Fr.)	8.2
Reserves			
F	53	Sean Sonderleiter (Jr.)	8.5
G	11	Brody Boyd (Jr.)	9.7

11/24	* Florida Atlantic	W	79-52
11/26	Drake	W	50-49
11/30	* Tennessee State	W	84-51
12/2	Florida State	L	67-80

Gazette Hawkeye Challenge

12/6	* Montana State	W	65-44
12/7	* Southern Mississippi	W	65-63

12/10	* Northern Iowa	W	63-54
12/13	* Iowa State	L	69-73
12/22	* Liberty	W	87-49
12/28	Tulsa	W	73-67
1/4	* Missouri	L	82-88
1/8	Northwestern	W	68-63
1/11	* #20 Michigan State	W	68-64
1/15	* #8 Illinois	W	68-61
1/22	Wisconsin	L	61-74
1/25	* Ohio State	L	72-83
2/1	* Purdue#	L	77-80
2/5	Penn State	W	75-55
2/8	Michigan	L	62-70
2/12	Minnesota	L	64-77
2/15	* Penn State	W	84-71
2/19	* Indiana	L	63-79
2/22	* Wisconsin	L	53-61
2/25	Ohio State	W	71-64
3/1	Indiana#	L	88-91
3/5	Michigan State	L	54-82
3/8	* Northwestern	W	77-61

Big Ten Tournament

3/13	Ohio State (n)	L	64-66
------	----------------	---	-------

National Invitation Tournament

3/17	* Valparaiso	W	62-60
3/21	Iowa State	W	54-53
3/24	* Georgia Tech	L	78-79

2003-04 (16-13, 9-7 Big Ten/4th)

Pos.	#	Starters	Ppg.
F	4	Glen Worley (Sr.)	8.1
F	44	Greg Brunner (So.)	10.9
G	2	Jeff Horner (So.)	13.0
G	3	Pierre Pierce (Jr.)	16.1
G	11	Brody Boyd (Sr.)	11.1
Reserves			
C	5	Jared Reiner (Sr.)	10.5
G	30	Kurt Spurgeon (Sr.)	0.9
C	34	Erek Hansen (So.)	2.1

11/23	* UNC-Asheville	W	107-80
11/25	* Drake	W	74-56
11/29	#16 Louisville# (n)	W	70-69
12/2	* Wisc.-Green Bay	W	82-56

Gazette Hawkeye Challenge

12/5	* Eastern Washington	W	70-54
12/6	* Northern Illinois	W	65-57

12/9	Northern Iowa	L	66-77
12/22	Texas Tech (n)	L	59-65
12/30	* Eastern Illinois	W	71-62
1/3	#22 Missouri	L	56-76
1/7	* #24 Purdue	W	71-61
1/10	* Northwestern	L	68-77
1/13	Minnesota	W	83-68
1/17	#25 Illinois	L	82-88
1/21	Iowa State	L	76-84
1/24	* Ohio State	W	79-65
1/28	Michigan	L	84-90
1/31	* Penn State	W	77-58
2/4	Michigan State	L	72-89
2/7	Indiana##	W	84-82
2/11	* #14 Wisconsin	L	52-54
2/14	* Michigan	W	69-61
2/18	Ohio State	W	78-67
2/25	* #23 Illinois	L	59-78
2/28	* Minnesota	W	66-62
3/3	Northwestern	L	49-51
3/6	Purdue	W	63-62

Big Ten Tournament

3/12	Michigan (n)	L	70-79
------	--------------	---	-------

National Invitation Tournament

3/17	at Saint Louis	L	69-70
------	----------------	---	-------

2004-05 (21-12, 7-9 Big Ten/7th)

Pos.	#	Starters	Ppg.
F	44	Greg Brunner (Jr.)	14.7
C	34	Erek Hansen (Jr.)	4.8
G	1	Adam Haluska (So.)	14.2
G	2	Jeff Horner (Jr.)	14.0
G	35	Mike Henderson (So.)	4.9
Reserves			
F	23	Doug Thomas	4.6
G	25	Carlton Reed	2.6
F	5	Alex Thompson	1.6

11/19	* Western Illinois	W	85-62
-------	--------------------	---	-------

EA Sports Maui Invitational

11/22	#11 Louisville	W	76-71
11/23	#13 Texas	W	82-80
11/24	#11 North Carolina	L	92-106

11/30	Drake	W	91-75
-------	-------	---	-------

Gazette Hawkeye Challenge

12/3	* Centenary	W	88-53
12/4	* UNC Greensboro	W	83-58

12/7	* Northern Iowa	W	76-73
12/10	* Iowa State	W	70-63
12/18	* Western Carolina	W	88-75
12/21	Texas Tech (n)	W	83-53
12/28	* Air Force	W	73-63
12/31	* Saint Louis	W	67-58
1/5	* Michigan	L	63-65
1/8	Ohio State	L	69-81
1/15	* Minnesota	W	66-60
1/20	#1 Illinois#	L	68-73
1/22	* Purdue	W	71-57
1/26	Northwestern#	L	74-75
1/29	* Indiana	W	72-57
2/5	* #10 Michigan State	L	64-75
2/9	#20 Wisconsin	L	69-72
2/12	* Northwestern	W	64-54
2/16	Purdue	L	63-66
2/19	* #1 Illinois	L	65-75
2/23	Minnesota	L	57-65
2/26	Penn State	W	78-56
3/2	* Ohio State	W	74-72
3/5	Michigan#	W	74-72

Big Ten Tournament

3/10	Purdue (n)	W	71-52
3/11	#10 Michigan State (n)	W	71-69
3/12	#22 Wisconsin (n)	L	56-59

NCAA Tournament (Indianapolis, IN)

3/17	#23 Cincinnati	L	64-76
------	----------------	---	-------

2005-06 (25-9, 11-5 Big Ten/T2nd)

Pos.	#	Starters	Ppg.
F	44	Greg Brunner (Sr.)	14.1
C	34	Erek Hansen (Sr.)	6.7
G	1	Adam Haluska (Jr.)	13.9
G	2	Jeff Horner (Sr.)	13.6
G	35	Mike Henderson (Jr.)	7.6
Reserves			
C	23	Doug Thomas (Sr.)	4.6
G	11	Tony Freeman (Fr.)	3.4
F	5	Alex Thompson (Fr.)	2.0

Guardians Classic

11/14	* MD-Eastern Shore	W	86-41
11/15	* Colgate	W	73-51
11/21	#7 Kentucky (n)	W	67-63
11/22	#2 Texas (n)	L	59-68

11/26	* Texas-San Antonio	W	79-46
11/30	* #21 NC State	W	45-42

Hawkeye Challenge

12/2	* Fairfield	W	75-59
12/3	* Valparaiso	W	72-59

12/6	Northern Iowa#	L	63-67
12/9	Iowa State	L	60-72
12/17	* Arizona State	W	62-43
12/20	* Drake	W	65-60
12/22	* Robert Morris	W	73-51
12/30	Saint Louis	W	60-50
1/5	Wisconsin	L	52-66
1/7	* Illinois	W	63-48
1/14	Penn State	W	80-76
1/18	* Minnesota###	W	76-72
1/21	Michigan State	L	55-85
1/24	* #11 Indiana	W	73-60
1/28	* #16 Ohio State	W	67-62
2/1	Purdue	W	77-68
2/4	* #20 Michigan	W	94-66
2/8	Northwestern	L	48-51
2/11	#21 Indiana	W	70-67
2/14	* #16 Michigan State	W	66-54
2/18	Minnesota	L	61-74
2/25	Illinois	L	59-71
3/1	* Penn State	W	65-38
3/4	* Wisconsin	W	59-44

Big Ten Tournament

3/10	Minnesota (n)	W	67-57
3/11	Michigan State (n)	W	53-48
3/12	Ohio State (n)	W	67-60

NCAA Tournament (Auburn Hills, MI)

3/17	Northwestern State (n)	L	63-64
------	------------------------	---	-------

2006-07 (17-14, 9-7 Big Ten/T4th)

Pos.	#	Starters	Ppg.
F	34	Tyler Smith (Fr.)	14.9
F	44	Cyrus Tate (So.)	4.2
C	52	Kurt Looby (Jr.)	3.8
G	1	Adam Haluska (Sr.)	20.5
G	11	Tony Freeman (So.)	7.5
Reserves			
G	35	Mike Henderson (Sr.)	5.8
C	53	Seth Gorney (Jr.)	5.5
G	24	Justin Johnson (Jr.)	5.4

11/13 * The Citadel W 75-53

Paradise Jam

11/17	Toledo (n)	W	78-65
11/19	#10 Alabama (n)	L	60-72
11/20	Villanova (n)	L	60-89

11/25	at Arizona State	L	64-67
11/29	at Virginia Tech	L	65-69

Hawkeye Challenge

12/1	* Texas-Pan American	W	62-46
12/2	* Coppin State	W	83-67

12/5	* Northern Iowa	L	55-57
12/8	* Iowa State	W	77-59
12/16	Drake	L	59-75
12/20	* Georgia State	W	101-59
12/23	* Texas Southern	W	90-63
12/30	* Cornell	W	65-50
1/4	* #24 Michigan State	W	62-60
1/10	Illinois	L	70-74
1/13	* Minnesota	W	60-49
1/16	Indiana	L	64-71
1/20	Ohio State	L	63-82
1/24	* Penn State	W	79-63
1/28	* #2 Wisconsin	L	46-57
1/31	Michigan	W	69-62
2/3	* #25 Indiana	W	81-75
2/7	Minnesota	W	91-78
2/10	* #4 Wisconsin	L	62-74
2/15	* Northwestern	W	66-58
2/17	Michigan State	L	49-81
2/21	* Purdue	W	78-59
2/28	Penn State	L	72-74
3/3	* Illinois	W	60-53

Big Ten Tournament

3/9 Purdue (n) L 55-74

Coach Todd Lickliter
2007-08 (13-19, 6-12 Big Ten/8th)

Pos.	#	Starters	Ppg.
F	44	Cyrus Tate (Jr.)	8.3
F	53	Seth Gorney (Sr.)	4.3
G	11	Tony Freeman (Jr.)	13.8
G	24	Justin Johnson (Sr.)	11.8
G	32	Jake Kelly (Fr.)	7.3
Reserves			
G	30	Jeff Peterson (Fr.)	5.2
F	52	Kurt Looby (Sr.)	3.2

11/9	* Idaho State	W	58-43
11/14	* Northern Colorado	W	59-47

South Padre Island Invitational

11/18	* Florida Gulf Coast	W	62-49
11/20	* Maryland-Eastern Shore	W	65-48
11/23	Bradley (n)	L	56-67
11/24	Utah State (n)	L	62-75

11/26 * Wake Forest L 47-56

Hawkeye Challenge

11/30	* Louisiana-Monroe#	L	67-72
12/1	* Eastern Illinois	W	57-45

12/5	Northern Iowa	W	62-55
12/8	Iowa State	L	47-56
12/14	* Drake	L	51-56
12/29	* Southeastern Louisiana	W	57-50
1/2	* #11 Indiana	L	76-79
1/5	* #8 Wisconsin	L	51-64
1/9	Ohio State	L	48-79
1/12	* #6 Michigan State	W	43-36
1/16	* Purdue	L	62-67
1/19	Michigan	W	68-60
1/23	* #7 Indiana	L	43-65
1/26	* Penn State	W	64-49
1/30	Purdue	L	50-51
2/2	* Ohio State	W	53-48
2/6	* #24 Wisconsin	L	54-60
2/9	Minnesota	L	50-63
2/14	* Michigan	L	52-60
2/19	* Northwestern	W	53-51
2/23	* #17 Michigan State	L	52-66
2/27	Penn State	L	64-65
3/1	* Illinois	L	47-58
3/4	* Northwestern	W	67-62

Big Ten Tournament

3/13 Michigan (n) L 47-55

2008-09 (15-17, 5-13 Big Ten/10th)

Pos.	#	Starters	Ppg.
F	44	Cyrus Tate (Sr.)	7.0
F	24	Aaron Fuller (Fr.)	4.0
G	5	Matt Gatens (Fr.)	10.8
G	30	Jeff Peterson (So.)	10.6
G	32	Jake Kelly (So.)	11.6

Reserves

F	50	Jarryd Cole (So.)	3.2
G	1	Anthony Tucker (Fr.)	10.4
G	15	Devan Bawinkel (Jr.)	4.8

11/15	* Charleston Southern	W	68-48
11/17	* Texas-San Antonio	W	73-67
11/20	The Citadel	W	70-48

Las Vegas Invitational

11/23	* Oakland	W	66-57
11/25	* Southeast MO State	W	75-41
11/28	West Virginia (n)	L	68-87
11/29	Kansas State (n)	W	65-63

12/2	Boston College	L	55-57
12/5	* Bryant University	W	61-36
12/9	* Northern Iowa	W	65-46
12/12	* Iowa State	W	73-57
12/20	Drake	L	43-60
12/27	* Western Illinois	W	58-43
12/31	* #23 Ohio State	L	65-68
1/3	* Indiana	W	65-60
1/8	* #19 Minnesota	L	49-52
1/11	Michigan	L	49-64
1/18	* #19 Purdue	L	53-75
1/21	* Wisconsin#	W	73-69
1/24	Penn State	L	59-63
1/29	* #9 Michigan State	L	56-71
2/1	* #19 Illinois	L	54-62
2/4	Indiana	L	60-68
2/7	* Northwestern	W	56-51
2/11	Wisconsin	L	52-69
2/14	* #20 Purdue	L	45-49
2/22	* Michigan#	W	70-60
2/25	* #9 Michigan State	L	54-62
2/28	Northwestern	L	49-55
3/3	* Ohio State	L	58-60
3/7	* Penn State##	W	75-67

Big Ten Tournament

3/12 Michigan (n) L 45-73

2009-10 (10-21, 4-14 Big Ten/9th)

Pos.	#	Starters	Ppg.
F	24	Aaron Fuller (So.)	9.7
F	25	Eric May (Fr.)	9.0
C	50	Jarryd Cole (Jr.)	8.1
G	5	Matt Gatens (So.)	12.3
G	3	Cully Payne (Fr.)	8.7
Reserves			
F	44	Brennan Coughill (Fr.)	4.0
G	34	John Lickliter (Fr-RS)	1.9
G	15	Devan Bawinkel (Sr.)	3.1

11/15	* Texas-San Antonio	L	50-62
11/17	* Duquesne	L	50-52
11/20	* Bowling Green	W	68-46

CBE Classic

11/23	#3 Texas (n)	L	60-85
11/24	Wichita State (n)	L	57-74

11/28	* NC Central	W	73-63
12/1	* Virginia Tech	L	64-70
12/5	* Prairie View A&M	W	80-51
12/8	Northern Iowa	L	50-67
12/11	Iowa State	L	71-81
12/19	* Drake	W	71-67
12/21	* South Carolina State	W	82-69
12/29	* #4 Purdue	L	58-67
1/2	* Minnesota	L	74-86
1/5	Illinois	L	42-59
1/9	* #10 Michigan State	L	53-71
1/12	* Tennessee State	W	67-62
1/16	* Penn State	W	67-64
1/20	* #6 Michigan State	L	63-70
1/24	Indiana	W	58-43
1/27	* #20 Ohio State	L	57-65
1/30	Michigan	L	46-60
2/3	* Illinois	L	49-57
2/7	* #13 Ohio State	L	58-68
2/10	* Northwestern	W	78-65
2/13	* #6 Purdue	L	40-63
2/16	* Michigan#	L	78-80
2/25	Northwestern	L	57-74
2/28	* Indiana	W	73-57
3/3	* #15 Wisconsin	L	40-67
3/7	Minnesota	L	53-88

Big Ten Tournament

3/11 Michigan (n) L 52-59

Coach Fran McCaffery
2010-11 (11-20, 4-14 Big Ten/10th)

Pos.	#	Starters	Ppg.
C	50	Jarryd Cole (Sr.)	8.0
F	1	Melsahn Basabe (Fr.)	11.0
G	4	Roy Devyn Marble (Fr.)	5.7
G	5	Matt Gatens (Jr.)	12.6
G	24	Bryce Cartwright (Jr.)	10.9

Reserves

F	25	Eric May (So.)	7.8
F	15	Zach McCabe (Fr.)	5.8
F	20	Andrew Brommer (Jr.)	3.1

11/14	* South Dakota State	L	69-79
11/16	* Louisiana-Monroe	W	68-40

Paradise Jam

11/19	Xavier (n)	L	73-86
11/20	Alabama (n)	W	55-47
11/22	Long Beach State (n)	L	72-78

11/26	* SIU-Edwardsville	W	111-50
11/30	Wake Forest	L	73-76
12/4	* Idaho State	W	70-53
12/7	* Northern Iowa	W	51-39
12/10	* Iowa State	L	72-75
12/18	Drake	W	59-52
12/21	* Louisiana Tech	W	77-58
12/29	* #23 Illinois	L	77-87
1/4	* #2 Ohio State	L	68-73
1/9	* #10 Purdue	L	52-75
1/12	* Northwestern	L	71-90
1/16	* #25 Minnesota	L	59-69
1/19	* #1 Ohio State	L	48-70
1/23	* Indiana	W	91-77

YEAR-BY-YEAR SCORES

1/26	Penn State	L	51-65
1/30	Michigan	L	73-87
2/2	* Michigan State	W	72-52
2/5	Indiana	W	64-63
2/9	* #13 Wisconsin#	L	59-62
2/13	* #25 Minnesota	L	45-62
2/17	Northwestern	L	70-73
2/19	* Michigan#	L	72-75
2/26	Illinois	L	68-81
3/2	Michigan State	L	66-85
3/5	* #6 Purdue	W	67-65

Big Ten Tournament

3/10	Michigan State (n)	L	61-66
------	--------------------	---	-------

2011-12 (18-17, 8-10 Big Ten/7th)

Pos.	#	Starters	Ppg.
C	30	Aaron White (Fr.)	11.1
F	15	Zach McCabe (So.)	7.8
G	4	Roy Devyn Marble (So.)	11.5
G	5	Matt Gatens (Sr.)	15.2
G	24	Bryce Cartwright (Sr.)	6.0
Reserves			
F	1	Melsahn Basabe (So.)	8.2
G	2	Josh Oglesby (So.)	6.4
F	25	Eric May (Jr.)	4.3

11/11	* Chicago State	W	96-53
11/14	* North Carolina A&T	W	95-79
11/17	* Northern Illinois	W	88-55

Dale Howard Classic

11/20	Creighton (n)	L	59-82
-------	---------------	---	-------

11/23	* Campbell	L	61-77
11/26	* IPFW	W	82-72
11/29	* Clemson	L	55-71
12/3	* Brown	W	75-54
12/6	Northern Iowa	L	60-80
12/9	Iowa State	L	76-86
12/17	* Drake	W	82-68
12/19	* Central Arkansas	W	105-64
12/22	* Boise State	W	81-72
12/28	* Purdue	L	76-79
12/31	* #11 Wisconsin	W	72-65
1/4	Minnesota	W	64-62
1/7	* #6 Ohio State	L	47-76
1/10	#6 Michigan State	L	61-95
1/14	* #13 Michigan	W	75-59
1/17	Purdue	L	68-75
1/26	* Nebraska	L	73-79
1/29	* #16 Indiana	L	89-103
2/1	* Minnesota	W	63-59
2/4	* Penn State	W	77-64
2/9	Northwestern	L	64-83
2/16	Penn State	L	64-69
2/19	* #18 Indiana	W	78-66
2/23	* #15 Wisconsin	W	67-66
2/26	Illinois	L	54-65
2/29	Nebraska	W	62-53
3/3	* Northwestern	L	66-70

Big Ten Tournament

3/8	Illinois (n)	W	64-61
3/9	Michigan State (n)	L	75-92

National Invitation Tournament

3/13	* Dayton	W	84-75
3/18	Oregon	L	97-108

2012-13 (25-13, 9-9 Big Ten/6th)

Pos.	#	Starters	Ppg.
C	34	Adam Woodbury (Fr.)	4.9
F	30	Aaron White (So.)	12.8
F	1	Melsahn Basabe (Jr.)	6.8
G	25	Eric May (Sr.)	5.2
G	4	Roy Devyn Marble (Jr.)	15.0
Reserves			
G	10	Mike Gesell (Fr.)	8.7
F	15	Zach McCabe (Jr.)	5.7
G	2	Josh Oglesby (So.)	4.5
G	5	Anthony Clemmons (Fr.)	4.3

11/9	* UT-Pan American	W	86-55
11/12	* Central Michigan	W	73-61
11/15	* Howard	W	63-36
11/17	* Gardner-Webb	W	65-56

Cancun Challenge

11/20	Western Kentucky	W	63-55
11/21	Wichita State	L	63-75

11/17	Virginia Tech	L	79-95
12/1	* A&M-Corpus Christi	W	88-59
12/4	* South Dakota	W	87-63
12/7	* Iowa State	W	80-71
12/15	Northern Iowa	W	80-73
12/19	* South Carolina State	W	90-46
12/22	* Coppin State	W	80-50
12/31	* #5 Indiana	L	65-69
1/6	#2 Michigan	L	67-95
1/10	* #18 Michigan State	L	59-62
1/13	Northwestern	W	70-50
1/19	* Wisconsin	W	70-66
1/22	#14 Ohio State	L	63-72
1/27	Purdue#	L	62-65
1/31	* Penn State	W	76-67
2/3	#23 Minnesota	L	59-62
2/6	Wisconsin##	L	70-74
2/9	* Northwestern	W	71-57
2/14	Penn State	W	74-72
2/17	* Minnesota	W	72-51
2/23	Nebraska	L	60-64
2/27	* Purdue	W	58-48
3/2	#1 Indiana	L	60-73
3/5	* Illinois	W	63-55
3/9	* Nebraska	W	74-60

Big Ten Tournament

3/14	Northwestern (n)	W	73-59
3/15	#7 Michigan State (n)	L	56-59

National Invitation Tournament

3/20	* Indiana State	W	68-52
3/22	* Stony Brook	W	75-63
3/27	Virginia	W	75-64
4/2	Maryland (n)	W	71-60
4/4	Baylor (n)	L	54-74

2013-14 (20-13, 9-9 Big Ten/6th)

Pos.	#	Starters	Ppg.
C	34	Adam Woodbury (So.)	5.7
F	30	Aaron White (Jr.)	13.0
F	1	Melsahn Basabe (Sr.)	7.2
G	10	Mike Gesell (So.)	7.8
G	4	Roy Devyn Marble (Sr.)	17.0
Reserves			
F	20	Jarrod Uthoff (So.)	7.6
G	2	Josh Oglesby (Jr.)	6.6
C	0	Gabriel Olaseni (Jr.)	6.5
F	15	Zach McCabe (Sr.)	6.1

11/8	* UNC Wilmington	W	82-39
11/10	* Nebraska-Omaha	W	83-75
11/14	* Maryland Eastern Shore	W	109-63
11/17	* Abilene Christian	W	103-41
11/22	* Penn	W	86-55

Battle 4 Atlantis

11/28	Xavier# (n)	W	77-74
11/29	UTEP (n)	W	89-53
11/30	Villanova# (n)	L	83-88

12/3	* Notre Dame	W	98-93
12/7	Drake (n)	W	83-66
12/9	* Fairleigh Dickinson	W	92-5
12/13	Iowa State	L	82-85
12/22	* Arkansas-Pine Bluff	W	86-61
12/31	* Nebraska	W	67-57
1/5	Wisconsin	L	71-75
1/9	* Northwestern	W	93-67
1/12	Ohio State	W	84-74
1/19	* Minnesota	W	94-73
1/22	Michigan	L	67-75
1/25	Northwestern	W	76-50
1/28	* Michigan State#	L	69-71
2/1	Illinois	W	81-74
2/4	* Ohio State	L	69-76
2/8	* Michigan	W	85-67
2/15	Penn State	W	82-70
2/22	* Wisconsin	L	74-79
2/25	Minnesota	L	89-95
2/27	Indiana	L	86-93
3/2	* Purdue	W	83-76
3/6	Michigan State	L	76-86
3/8	* Illinois	L	63-66

Big Ten Tournament

3/13	Northwestern (n)	L	62-67
------	------------------	---	-------

NCAA Tournament (Dayton ,OH)

3/19	Tennessee# (n)	L	65-78
------	----------------	---	-------

* - Home Game

- Overtime(s)

+ - Awarded Forfeit

All-College Tournament, Oklahoma City, OK
1987-88

Illinois State	L	88-89
Oral Roberts	W	126-94

Anteater Classic, Irvine, CA
1986-87

Portland	W	84-65
UC-Irvine	W	105-103

Battle 4 Atlantis
2013-14, Paradise Island, Bahamas

Xavier	W	77-74 (OT)
UTEP	W	89-53
Villanova	L	83-88 (OT)

Big Ten Postseason Tournament
1997-98, Chicago, IL (5th seed)

Michigan	L	66-77
----------	---	-------

1998-99, Chicago, IL (5th seed)

Wisconsin	L	60-74
-----------	---	-------

1999-00, Chicago, IL (7th seed)

Minnesota	W	81-78
Michigan State	L	65-75

2000-01, Chicago, IL (6th seed)

Northwestern	W	72-55
Ohio State	W	75-66
Penn State	W	94-74
Indiana	W	63-61

2001-02, Indianapolis, IN (9th seed)

Purdue	W	87-72
Wisconsin	W	58-56
Indiana	W	62-60
Ohio State	L	64-81

2002-03, Chicago, IL (9th seed)

Ohio State	L	64-66
------------	---	-------

2003-04, Indianapolis, IN (4th seed)

Michigan	L	70-79
----------	---	-------

2004-05, Chicago, IL (7th seed)

Purdue	W	71-52
Michigan State	W	71-69
Wisconsin	L	56-59

2005-06, Indianapolis, IN (2nd seed)

Minnesota	W	67-57
Michigan State	W	53-48
Ohio State	W	67-60

2006-07, Chicago, IL (4th seed)

Purdue	L	55-74
--------	---	-------

2007-08, Indianapolis, IN (8th seed)

Michigan	L	47-55
----------	---	-------

2008-09, Indianapolis, IN (10th seed)

Michigan	L	45-73
----------	---	-------

2009-10, Indianapolis, IN (9th seed)

Michigan	L	52-59
----------	---	-------

2010-11, Indianapolis, IN (10th seed)

Michigan State	L	61-66
----------------	---	-------

2011-12, Indianapolis, IN (8th seed)

Illinois	W	64-61
Michigan State	L	75-92

2012-13, Chicago, IL (6th seed)

Northwestern	W	73-59
Michigan State	L	56-59

2013-14, Indianapolis, IN (6th seed)

Northwestern	L	62-67
--------------	---	-------

Cancun Challenge
2012-13, Iowa City, IA

Howard	W	66-36
Gardner-Webb	W	65-56

2012-13, Cancun, Mexico

Western Kentucky	W	63-55
Wichita State	L	63-75

Cabrillo Classic, San Diego, CA
1978-79

Pennsylvania	W	87-84 (2 OT)
Stanford	W	83-68

Chaminade Classic, Chaminade, HI
1988-89

Eastern Illinois	W	89-71
St. Louis	W	83-80
UC-Riverside	L	92-110

Dale Howard Classic
2011-12, Iowa City, IA

Chicago State	W	96-53
North Carolina A&T	W	95-79
Campbell	L	61-77

2011-12, Des Moines, IA

Creighton	L	59-82
-----------	---	-------

Dayton Classic, Dayton, OH

1979-80		
Mississippi State	W	81-62
Dayton	W	61-54

Dixie Classic, Chapel Hill, NC
1956-57

North Carolina State	L	70-84
DePaul	L	72-73 (OT)
West Virginia	W	79-76

Far West Classic, Pullman, WA
1958-59

Wyoming	W	82-74
Oregon State	L	71-72

1962-63

Arizona	W	57-56
Oregon	W	62-48
Oregon State	L	57-64

TOURNAMENT HISTORY

1963-64

Colorado State	L	56-61
Louisiana State	L	81-92
Washington State	W	74-66

1974-75

Oregon State	L	60-97
Wake Forest	L	71-92
Boston College	L	81-86

1985-86

Tampa	W	54-45
Boston University	W	76-71
St. Joseph's	L	56-60

Fiesta Classic, Tempe, AZ

1980-81

Cincinnati	W	69-64
Arizona State	L	88-96

Great Alaska Shootout, Anchorage, AK

1986-87

Alaska-Anchorage	W	91-81
North Carolina State	W	90-89 (OT)
Northeastern	W	103-80

1995-96

Ohio University	W	78-51
Connecticut	W	101-95 (OT)
Duke	L	81-88

Guardians (CBE) Classic

2001-02, Iowa City, IA

Maryland-Eastern Shore	W	89-59
Boston University	W	90-61

2001-02, Kansas City, MO

Memphis	W	75-71
Missouri	L	77-78

2005-06, Iowa City, IA

Maryland-Eastern Shore	W	86-41
Colgate	W	73-51

2005-06, Kansas City, MO

Kentucky	W	67-63
Texas	L	59-68

2009-10, Iowa City, IA

Texas-San Antonio	L	50-62
Duquesne	L	50-52

2009-10, Kansas City, MO

Texas	L	60-85
Wichita State	L	57-74

Hawkeye Invitational, Iowa City, IA

1982-83

Navy	W	76-65
Hawaii	W	99-67

1983-84

Baylor	W	67-44
Oregon State	W	56-45

1984-85

Boston University	W	67-53
Texas Tech	W	58-48

1985-86

Arkansas State	L	62-66
Lehigh	W	89-68

1986-87

Delaware	W	95-47
Loyola-Marymount	W	103-80

1987-88

Navy	W	91-61
UC-Irvine	W	124-88

1988-89

Brown	W	109-61
Georgia	W	102-76

1989-90

Ohio University	W	75-49
Cal-Santa Barbara	W	85-79

1990-91

Colgate	W	80-59
Creighton	W	83-77

1991-92

Army	W	74-39
Louisiana Tech	W	84-65

1992-93

Texas-Pan American	W	85-29
Mississippi State	W	69-54

1993-94

Lehigh	W	104-77
Long Beach State	W	101-79

1994-95

Pepperdine	W	99-63
Ohio University	W	91-75

1995-96

East Tennessee State	W	104-58
Colgate	W	79-59

1996-97

Grambling State	W	93-73
LaSalle	W	65-60

1997-98

Rice	W	81-52
Weber State	W	81-56

1998-99

South Alabama	W	82-58
Detroit Mercy	W	61-60

1999-00

Texas Southern	W	73-51
Ohio University	W	86-66

2000-01

Tenn.-Chattanooga	W	79-60
Tulsa	W	66-65

2001-02

Alabama State	W	73-64
Southern Methodist	W	86-69

2002-03

Montana State	W	65-44
Southern Mississippi	W	65-63

2003-04

Eastern Washington	W	70-54
Northern Illinois	W	65-57

2004-05

Centenary	W	88-53
UNC Greensboro	W	83-58

2005-06

Fairfield	W	75-59
Valparaiso	W	72-59

2006-07

Texas-Pan American	W	62-46
Coppin State	W	83-67

2007-08

Louisiana-Monroe	L	67-72 (OT)
Eastern Illinois	W	57-45

Holiday Festival, New York, NY
1959-60

St. John's	W	91-84
NYU	W	80-75
Cincinnati	L	83-96

IKON Coaches vs. Cancer Classic, New York City, NY
1999-00

Connecticut	W	70-68
Stanford	L	58-72

Kentucky Invitational, Lexington, KY
1962-63

Kentucky	L	69-94
Oregon State	L	55-61

Kettle Classic, Houston, TX
1981-82

Clemson	W	80-68
Houston	L	52-62

Las Vegas Invitational, Las Vegas, NV
2008-09, Iowa City, IA

Oakland University	W	66-57
Southeast Missouri State	W	75-41

2008-09, Las Vegas, NV

West Virginia	L	68-87
Kansas State	W	65-63

Lobo Classic, Albuquerque, NM
1976-77

New Mexico	L	83-96
Pittsburgh	W	103-80

Los Angeles Classic, Los Angeles, CA
1960-61

California	W	83-80 (4 OTs)
USC	W	70-62
UCLA	W	71-65

1964-65

USC	W	71-65
Utah	L	88-92
Minnesota	W	76-74

1967-68

Tennessee	W	64-59 (OT)
Wyoming	L	87-94 (2 OT)
St. Louis	W	80-77 (OT)

Maui Invitational, Maui, HI
1987-88

Stanford	W	78-75
Kansas	W	100-81
Villanova	W	97-74

1996-97

California	L	59-75
Louisiana State	L	60-70
Chaminade	W	67-37

2004-05

Louisville	W	76-71
Texas	W	82-80
North Carolina	L	92-106

National Invitation Tournament, Preseason
1990-91

Temple (Iowa City, IA)	W	73-71
Notre Dame (South Bend, IN)	L	68-77

National Invitation Tournament, Postseason
1994-95

DePaul (Moline, IL)	W	96-87
Ohio University (Iowa City, IA)	W	66-62
Penn State (Iowa City, IA)	L	64-67

1997-98

Georgia (Iowa City, IA)	L	93-100
-------------------------	---	--------

2001-02

Louisiana State (Iowa City, IA)	L	61-63
---------------------------------	---	-------

2002-03

Valparaiso (Iowa City, IA)	W	62-60
Iowa State (Ames, IA)	W	54-53
Georgia Tech (Iowa City, IA)	L	78-79

2003-04

Saint Louis (St. Charles, MO) L 69-70

2011-12

Dayton (Iowa City, IA) W 84-75
Oregon (Eugene, OR) L 97-108

2012-13

Indiana State (Iowa City, IA) W 68-52
Stony Brook (Iowa City, IA) W 75-63
Virginia (Charlottesville, VA) W 75-64
Maryland (New York, NY) W 71-60
Baylor (New York, NY) L 54-74

NCAA Tournament

1954-55, Mideast Region, Evanston, IL

Penn State W 82-53
Marquette W 86-81

Final Four, Kansas City, MO

LaSalle L 73-76
Colorado L 54-75

1955-56, Mideast Region, Iowa City, IA

Morehead State W 97-83
Kentucky W 89-77

Final Four, Evanston, IL

Temple W 83-76
San Francisco L 71-83

1969-70, Mideast Region, Columbus, OH

Jacksonville L 103-104
Notre Dame W 121-106

1978-79, Mideast Region, Bloomington, IN (#4 Seed)

Toledo L 72-74

1979-80, East Region, Greensboro, NC (#5 Seed)

VA Commonwealth W 86-72
N.C. State W 77-64

Philadelphia, PA

Syracuse W 88-77
Georgetown W 81-80

Final Four, Indianapolis, IN

Louisville L 72-80
Purdue L 58-75

1980-81, Midwest Region, Wichita, KS (#3 Seed)

Wichita State L 56-60

1981-82, West Region, Pullman, WA (#6 Seed)

Northeast Louisiana W 70-63
Idaho L 67-69 (OT)

1982-83, Midwest Region, Louisville, KY (#7 Seed)

Utah State W 64-59
Missouri W 77-63

Kansas City, MO

Villanova L 54-55

1984-85, West Region, Salt Lake City, UT (#8 Seed)

Arkansas L 54-63

1985-86, Midwest Region, Minneapolis, MN (#11 Seed)

North Carolina State L 64-66

1986-87, West Region, Tucson, AZ (#2 Seed)

Santa Clara W 99-76
Texas-El Paso W 84-82

Seattle, WA

Oklahoma W 93-91
Nevada-Las Vegas L 81-84

1987-88, West Region, Los Angeles, CA (#5 Seed)

Florida State W 102-98
Nevada-Las Vegas W 104-86

Seattle, WA

Arizona L 79-99

1988-89, East Region, Providence, RI (#4 Seed)

Rutgers W 87-83
North Carolina State L 96-102 (2 OT)

1990-91, Midwest Region, Minneapolis, MN (#7 Seed)

East Tennessee State W 76-73
Duke L 70-85

1991-92, East Region, Greensboro, NC (#9 Seed)

Texas W 98-92
Duke L 62-75

1992-93, Southeast Region, Nashville, TN (#4 Seed)

Northeast Louisiana W 82-69
Wake Forest L 78-84

1995-96, West Region, Tempe, AZ (#6 Seed)

George Washington W 81-79
Arizona L 73-87

1996-97, West Region, Salt Lake City, UT (#8 Seed)

Virginia W 73-60
Kentucky L 69-75

1998-99, West Region, Denver, CO (#5 Seed)

Alabama-Birmingham W 77-64
Arkansas W 82-72

Phoenix, AZ

Connecticut L 68-78

2000-01, East Region, Long Island, NY (#7 Seed)

Creighton W 69-56
Kentucky L 79-92

2004-05, Austin Region, Indianapolis, IN (#10 seed)

Cincinnati L 64-76

2005-06, Atlanta Region, Auburn Hills, MI (#3 seed)

Northwestern State L 63-64

2013-14, Midwest Region, Indianapolis, IN (#6 seed)

Tennessee L 65-78 (OT)

Paradise Jam, St. Thomas, Virgin Islands
2006-07

Toledo	W	78-65
Alabama	L	60-72
Villanova	L	60-89

2010-11

Xavier	L	73-86
Alabama	W	55-47
Long Beach State	L	72-78

Quaker City Tournament, Philadelphia, PA
1961-62

Penn State	W	67-48
Pennsylvania	W	72-64
Villanova	L	56-69

Queen City Tournament, Buffalo, NY
1957-58

Cornell (NY)	W	73-68
Syracuse	W	58-52

Rainbow Classic, Honolulu, HI
1969-70

St. John's (NY)	L	55-57
Hawaii	W	111-60

1975-76

Holy Cross	W	98-75
Arizona	W	82-80
USC	L	73-81

1984-85

Maryland	L	68-70 (OT)
Cornell (NY)	W	59-56 (OT)
Arkansas	W	71-52

1994-95

Duke	W	81-71
Hawaii	W	84-82
Arkansas	L	92-101

2000-01

Detroit	W	69-68
Tennessee	L	68-80
St. Louis	W	68-56

Rebel Roundup, Las Vegas, NV
1977-78

Tennessee	W	92-86
Nevada-Las Vegas	L	84-85

Rochester Classic, Rochester, NY
1982-83

James Madison	W	47-45
Seton Hall	W	85-63

San Juan Christmas Shootout, San Juan, Puerto Rico
1997-98

Puerto Rico-Mayaguez	W	96-37
Southern Mississippi	W	82-58
St. Bonaventure	W	81-67

San Juan Thanksgiving Shootout, San Juan, Puerto Rico
1992-93

American University	W	101-47
Eastern Michigan	W	103-66
Southern Illinois	W	90-70

South Padre Island Invitational
2007-08, Iowa City, IA

Florida Gulf Coast	W	62-49
Maryland Eastern Shore	W	65-48

2007-08, South Padre Island, TX

Bradley	L	56-67
Utah State	L	62-75

Sugar Bowl Tournament, New Orleans, LA
1968-69

Houston	W	95-87
Duke	L	82-85

Sun Bowl Tournament, El Paso, TX
1965-66

Arkansas	W	77-75
Texas-El Paso	L	68-86

Tampa Tribune Holiday Invitational, Tampa, FL
1991-92

Butler	W	114-92
South Florida	L	78-85

Winston Tire Classic, Los Angeles, CA
1983-84

USC	W	62-61
Memphis State	W	73-66

YEAR-BY-YEAR STATISTICS

Year	Pts.-Avg.	FG-A	PCT	3-PT. FG	PCT	FT-A	PCT	REB-AVG	PF	AS	TO	BS	ST
2013-14	2689-81.5	919-1984	.463	191-546	.350	660-898	.735	1331-40.3	603	532	371	164	234
Opponents	2321-70.3	804-1938	.415	229-722	.317	484-686	.706	1101-33.4	717	423	439	112	209
2012-13	2665-70.1	903-2156	.419	204-668	.305	655-896	.731	1484-39.1	648	573	476	183	263
Opponents	2388-62.8	850-2168	.392	212-719	.295	476-675	.705	1307-34.4	742	440	500	159	264
2011-12	2555-73.0	902-1984	.455	201-539	.373	550-763	.721	1205-34.4	590	521	433	119	262
Opponents	2537-72.5	910-1993	.457	244-707	.345	473-648	.730	1193-34.1	651	515	473	111	193
2010-11	2084-67.2	766-1743	.439	146-465	.314	406-601	.676	1985-35.0	512	423	447	89	208
Opponents	2110-68.1	768-1749	.439	212-639	.332	362-489	.740	1045-33.7	551	466	445	106	215
2009-10	1937-60.5	675-1629	.414	239-753	.317	348-503	.692	1023-32.0	507	394	440	64	134
Opponents	2112-66.0	778-1696	.459	196-574	.341	360-505	.713	1019-31.8	524	439	349	109	214
2008-09	1927-60.2	650-1469	.442	258-709	.364	369-496	.744	928-29.0	537	375	401	68	152
Opponents	1908-59.6	682-1570	.434	199-563	.353	345-503	.686	943-29.5	540	384	355	84	171
2007-08	1794-56.1	616-1455	.423	222-640	.347	340-524	.649	1039-32.5	534	393	504	101	140
Opponents	1857-58.0	661-1635	.404	196-591	.332	339-496	.683	974-30.4	555	400	368	76	242
2006-07	2121-68.4	739-1684	.439	195-540	.361	448-602	.744	1027-33.1	562	451	417	102	211
Opponents	2035-65.6	737-1673	.441	204-573	.356	357-552	.647	1057-34.1	573	432	468	100	187
2005-06	2254-66.3	781-1811	.431	191-570	.335	501-706	.710	1285-37.8	517	502	506	167	225
Opponents	2003-58.9	732-1924	.380	210-661	.318	329-507	.649	1168-34.4	646	429	499	102	257
2004-05	2407-72.9	841-1831	.459	210-558	.376	515-745	.691	1198-36.3	618	501	476	174	247
Opponents	2221-67.3	791-1886	.419	209-599	.349	430-646	.666	1153-34.9	648	462	497	106	228
2003-04	2071-71.4	708-1538	.460	164-449	.365	491-731	.672	1099-37.9	541	440	472	132	208
Opponents	1998-68.9	699-1720	.406	203-606	.335	491-731	.672	993-34.2	632	447	396	97	212
2002-03	2141-69.1	746-1656	.450	146-503	.290	503-703	.716	1115-36.0	553	447	471	127	207
Opponents	2060-66.5	754-1785	.422	207-644	.321	345-506	.682	1016-32.8	632	451	421	117	229
2001-02	2541-72.6	872-1910	.457	208-552	.377	589-850	.693	1295-37.0	701	508	540	120	253
Opponents	2384-68.1	808-1913	.422	234-693	.338	534-751	.711	1105-31.6	733	468	512	114	252
2000-01	2593-74.1	815-1895	.430	210-573	.366	753-1068	.705	1351-38.6	783	474	520	83	191
Opponents	2469-70.5	832-1912	.435	223-658	.339	582-844	.690	1118-31.9	846	497	486	143	222
1999-00	2064-68.8	700-1711	.409	187-540	.346	477-706	.676	1043-34.8	678	388	424	55	206
Opponent	2149-71.6	728-1618	.450	164-492	.333	529-763	.693	1112-37.1	642	445	473	99	200
1998-99	2217-73.9	741-1602	.463	188-504	.373	547-780	.701	1047-34.9	544	455	532	80	268
Opponent	2099-70.0	749-1658	.452	218-579	.377	383-561	.683	934-31.1	650	465	529	77	258
1997-98	2486-80.2	878-1828	.480	218-543	.401	512-721	.710	1186-38.3	498	566	514	114	315
Opponent	2091-67.5	776-1805	.430	204-603	.338	335-512	.654	1010-32.6	645	453	555	105	258
1996-97	2314-72.3	813-1711	.475	184-464	.397	504-719	.701	1231-38.5	498	469	499	130	241
Opponent	2038-63.7	747-1787	.418	219-605	.362	325-506	.642	917-28.7	629	453	447	114	255
1995-96	2548-79.6	898-1871	.480	195-585	.333	557-777	.717	1296-40.5	571	567	525	84	284
Opponent	2172-67.9	794-1881	.422	214-661	.324	370-579	.639	1006-31.4	669	476	539	94	229
1994-95	2757-83.6	935-2034	.460	274-743	.369	613-865	.709	1213-36.8	587	555	492	95	365
Opponent	2460-74.6	936-1961	.477	203-595	.341	385-571	.674	1148-34.8	707	571	653	129	233
1993-94	2254-83.5	781-1754	.445	164-510	.322	528-807	.654	1118-41.4	477	477	495	76	303
Opponent	2207-81.7	839-1750	.479	203-524	.387	326-469	.695	992-36.7	640	538	521	115	247
1992-93	2507-78.3	886-1876	.472	103-323	.319	632-897	.705	1370-42.8	498	456	489	165	306
Opponent	2093-65.4	795-1930	.412	183-534	.343	320-491	.652	1015-31.7	690	460	513	99	264
1991-92	2433-81.1	858-1795	.478	105-350	.300	612-857	.714	1159-38.6	494	475	460	161	276
Opponent	2161-72.0	826-1908	.433	187-525	.356	322-491	.656	1079-36.0	677	461	537	102	224
1990-91	2457-76.8	867-1811	.479	134-330	.406	588-891	.660	1169-36.5	568	461	548	146	262
Opponent	2308-72.1	862-1890	.456	200-534	.375	384-576	.666	1083-33.8	720	536	583	95	249
1989-90	2112-75.4	746-1629	.458	89-312	.285	531-813	.653	1112-39.7	572	407	508	120	227
Opponent	2240-80.1	834-1738	.480	184-438	.420	392-589	.666	969-34.6	662	548	447	88	241
1988-89	2957-89.6	1092-2112	.517	126-357	.353	647-919	.704	1367-41.4	608	574	519	93	274
Opponent	2681-81.2	1041-2177	.478	201-502	.400	398-595	.669	1050-31.8	749	584	523	103	263
1987-88	3181-93.6	1141-2160	.528	188-453	.415	711-996	.714	1317-38.7	621	600	514	48	329
Opponent	2769-81.4	1114-2229	.500	189-478	.395	352-538	.654	1080-31.8	793	611	588	99	209
1986-87	3055-87.3	1140-2194	.520	147-382	.385	628-929	.676	1508-43.1	636	581	522	97	229
Opponent	2604-74.4	1005-2265	.444	192-501	.383	402-598	.672	1104-31.5	803	565	521	100	231
1985-86	2355-73.6	955-1874	.510	---	---	445-646	.689	1121-35.0	637	551	476	78	271
Opponent	2102-65.7	825-1792	.460	---	---	452-641	.705	1022-31.9	588	447	543	78	219

Year	Pts.-Avg.	FG-A	PCT	3-PT. FG	PCT	FT-A	PCT	REB-AVG	PF	AS	TO	BS	ST
1984-85	2246-70.2	895-1856	.482	----	----	455-678	.671	1325-41.4	563	600	443	123	289
Opponent	1881-58.8	767-1826	.420	----	----	346-508	.681	1080-33.8	647	396	470	61	223
1983-84	1648-58.9	658-1425	.462	----	----	332-505	.657	959-34.3	475	389	407	104	202
Opponent	1605-57.3	650-1410	.465	----	----	305-445	.685	881-31.5	507	370	412	61	210
1982-83	2161-69.7	840-1775	.473	44-105	.419	437-649	.673	1121-36.2	524	497	354	152	210
Opponent	1939-62.5	782-1721	.454	35-92	.380	340-492	.691	1117-36.0	605	409	453	86	163
1981-82	1896-65.4	743-1568	.474	----	----	410-607	.675	1061-36.6	515	445	379	82	193
Opponent	1688-58.2	668-1525	.438	----	----	352-499	.705	965-33.3	566	319	426	80	160
1980-81	2095-74.8	829-1760	.471	----	----	437-607	.720	1153-41.2	526	457	397	45	200
Opponent	1802-64.4	733-1594	.460	----	----	336-514	.654	987-35.3	588	383	456	101	178
1979-80	2409-73.0	942-1922	.490	----	----	525-744	.706	1215-36.8	579	519	436	75	203
Opponent	2164-65.6	885-1885	.469	----	----	394-559	.705	1149-34.8	689	482	540	131	180
1978-79	2168-77.4	834-1760	.474	----	----	500-682	.733	1106-39.5	589	422	N/A	N/A	N/A
Opponent	1863-66.5	740-1672	.443	----	----	383-570	.672	1121-40.0	630	356	N/A	N/A	N/A
1977-78	2007-74.3	794-1718	.462	----	----	419-612	.685	1146-42.4	566	414	N/A	N/A	N/A
Opponent	1982-73.4	789-1712	.461	----	----	404-606	.667	1096-40.6	601	392	N/A	N/A	N/A
1976-77	2172-80.4	818-1864	.439	----	----	536-732	.732	1262-46.7	596	418	N/A	N/A	N/A
Opponent	2034-75.3	792-1841	.430	----	----	450-608	.740	1187-44.0	647	344	N/A	N/A	N/A
1975-76	2391-82.4	992-2017	.492	----	----	407-607	.670	1240-42.8	578	568	N/A	N/A	N/A
Opponent	2305-79.5	940-1938	.485	----	----	425-568	.748	1126-38.8	610	446	N/A	N/A	N/A
1974-75	1898-73.0	787-1854	.425	----	----	324-519	.624	1204-46.3	523	339	N/A	N/A	N/A
Opponent	2096-80.6	865-1869	.463	----	----	366-522	.701	1218-46.9	538	381	N/A	N/A	N/A
1973-74	1754-73.1	740-1653	.448	----	----	372-530	.631	999-41.7	531	N/A	N/A	N/A	N/A
Opponent	1948-81.2	788-1655	.476	----	----	372-530	.702	1099-45.8	476	N/A	N/A	N/A	N/A
1972-73	1860-77.5	773-1736	.445	----	----	314-476	.660	1186-49.4	466	N/A	N/A	N/A	N/A
Opponent	1730-72.1	699-1575	.417	----	----	332-474	.700	1057-44.0	462	N/A	N/A	N/A	N/A
1971-72	1936-80.7	766-1685	.455	----	----	404-576	.701	1162-48.4	503	N/A	N/A	N/A	N/A
Opponent	1920-80.0	721-1658	.435	----	----	478-684	.699	1072-44.7	442	N/A	N/A	N/A	N/A
1970-71	1948-81.2	760-1735	.438	----	----	428-573	.747	1063-44.3	502	N/A	N/A	N/A	N/A
Opponent	1987-82.8	754-1595	.473	----	----	479-696	.688	1115-46.5	432	N/A	N/A	N/A	N/A
1969-70	2467-98.7	959-1834	.523	----	----	549-704	.780	1102-44.1	482	N/A	N/A	N/A	N/A
Opponent	2176-87.0	860-1811	.474	----	----	456-633	.720	1056-42.4	522	N/A	N/A	N/A	N/A
1968-69	2025-84.4	726-1547	.470	----	----	573-743	.771	1058-44.1	467	N/A	N/A	N/A	N/A
Opponent	1918-79.9	747-1624	.460	----	----	424-620	.684	1006-41.2	529	N/A	N/A	N/A	N/A
1967-68	1879-75.1	691-1630	.423	----	----	497-689	.721	906-36.2	492	N/A	N/A	N/A	N/A
Opponent	1797-71.5	690-1636	.421	----	----	417-626	.666	956-38.2	519	N/A	N/A	N/A	N/A
1966-67	1956-81.5	726-1577	.460	----	----	504-683	.737	901-37.5	451	N/A	N/A	N/A	N/A
Opponent	1846-76.9	736-1611	.457	----	----	374-555	.674	876-36.5	513	N/A	N/A	N/A	N/A
1965-66	1980-82.5	762-1689	.451	----	----	456-644	.708	1044-43.5	505	N/A	N/A	N/A	N/A
Opponent	1790-74.6	672-1478	.455	----	----	446-644	.692	920-38.3	514	N/A	N/A	N/A	N/A
1964-65	2010-83.7	757-1675	.452	----	----	496-721	.688	911-38.0	528	N/A	N/A	N/A	N/A
Opponent	1797-74.8	685-1486	.467	----	----	427-661	.646	799-33.3	522	N/A	N/A	N/A	N/A
1963-64	1698-73.7	633-1677	.377	----	----	432-643	.672	922-40.1	521	N/A	N/A	N/A	N/A
Opponent	1858-80.7	704-1672	.421	----	----	450-669	.673	1025-44.6	528	N/A	N/A	N/A	N/A
1962-63	1577-65.7	591-1563	.378	----	----	395-599	.658	832-34.7	452	N/A	N/A	N/A	N/A
Opponent	1688-70.3	655-1514	.432	----	----	378-580	.651	1035-43.1	478	N/A	N/A	N/A	N/A
1961-62	1687-70.3	636-1553	.409	----	----	415-639	.649	919-38.3	476	N/A	N/A	N/A	N/A
Opponent	1619-67.4	591-1483	.389	----	----	437-629	.694	910-37.9	481	N/A	N/A	N/A	N/A
1960-61	1701-70.9	652-1523	.428	----	----	397-620	.640	978-40.8	413	N/A	N/A	N/A	N/A
Opponent	1552-64.6	593-1557	.380	----	----	366-533	.686	865-36.0	456	N/A	N/A	N/A	N/A
1959-60	1753-73.0	681-1644	.414	----	----	391-582	.671	957-39.9	454	N/A	N/A	N/A	N/A
Opponent	1704-71.0	554-1560	.355	----	----	396-559	.704	744-31.0	482	N/A	N/A	N/A	N/A

YEAR-BY-YEAR STATISTICS

Year	Pts.-Avg.	FG-A	PCT	3-PT. FG	PCT	FT-A	PCT	REB-AVG	PF	AS	TO	BS	ST
1958-59	1521-76.1	573-1510	.379	----	----	375-548	.684	941-47.1	354	N/A	N/A	N/A	N/A
Opponent	1529-76.5	598-1547	.386	----	----	343-495	.692	902-45.1	405	N/A	N/A	N/A	N/A
1957-58	1622-73.7	623-1619	.385	----	----	376-568	.662	885-40.2	350	N/A	N/A	N/A	N/A
Opponent	1608-73.1	629-1637	.384	----	----	350-531	.659	880-40.0	427	N/A	N/A	N/A	N/A
1956-57	1532-69.6	592-1622	.365	----	----	348-605	.575	787-35.8	409	N/A	N/A	N/A	N/A
Opponent	1578-71.7	587-1541	.381	----	----	404-606	.666	817-37.1	425	N/A	N/A	N/A	N/A
1955-56	2020-77.7	731-1903	.384	----	----	558-824	.684	1196-54.4	478	N/A	N/A	N/A	N/A
Opponent	1818-69.9	679-1852	.367	----	----	460-763	.603	1151-52.3	491	N/A	N/A	N/A	N/A
1954-55	1776-80.7	648-1662	.389	----	----	480-742	.646	N/A	460	N/A	N/A	N/A	N/A
Opponent	1579-70.8	537-1593	.336	----	----	505-786	.642	N/A	454	N/A	N/A	N/A	N/A
1953-54	1559-70.8	538-1435	.375	----	----	483-768	.629	N/A	490	N/A	N/A	N/A	N/A
Opponent	1415-64.3	478-1411	.338	----	----	459-723	.635	N/A	502	N/A	N/A	N/A	N/A
1952-53	1535-69.8	523-1602	.325	----	----	513-813	.631	N/A	433	N/A	N/A	N/A	N/A
Opponent	1503-68.3	548-1654	.331	----	----	407-658	.633	N/A	530	N/A	N/A	N/A	N/A
1951-52	1535-69.8	566-1663	.340	----	----	403-609	.662	N/A	439	N/A	N/A	N/A	N/A
Opponent	1358-61.7	532-1672	.318	----	----	294-503	.584	N/A	567	N/A	N/A	N/A	N/A
1950-51	1430-65.0	536-1728	.310	----	----	242-358	.597	1134-51.6	459	N/A	N/A	N/A	N/A
Opponent	1310-59.6	503-1598	.315	----	----	206-304	.596	782-35.6	525	N/A	N/A	N/A	N/A
1949-50	1410-64.1	534-1736	.308	----	----	231-342	.597	N/A	406	N/A	N/A	N/A	N/A
Opponent	1290-58.6	490-1619	.303	----	----	195-310	.614	N/A	447	N/A	N/A	N/A	N/A
1948-49	1102-55.1	404-1638	.246	----	----	202-292	.612	N/A	430	N/A	N/A	N/A	N/A
Opponent	1098-54.9	403-1504	.268	----	----	186-294	.581	N/A	422	N/A	N/A	N/A	N/A
1947-48	1082-57.0	407-1470	.277	----	----	180-268	.671	N/A	378	N/A	N/A	N/A	N/A
Opponent	902-47.4	330-1359	.243	----	----	178-242	.735	N/A	400	N/A	N/A	N/A	N/A
1946-47	1080-56.8	410- N/A	N/A	----	----	178-260	.684	N/A	N/A	N/A	N/A	N/A	N/A
Opponent	903-47.5	N/A- N/A	N/A	----	----	N/A	N/A	N/A	N/A	N/A	N/A	N/A	N/A
1945-46	1034-57.4	390- N/A	N/A	----	----	200-254	.787	N/A	334	N/A	N/A	N/A	N/A
Opponent	749-41.6	270- N/A	N/A	----	----	171-209	.818	N/A	367	N/A	N/A	N/A	N/A
1944-45	1030-57.2	408- N/A	N/A	----	----	150-214	.700	N/A	251	N/A	N/A	N/A	N/A
Opponent	706-39.2	274- N/A	N/A	----	----	136-159	.855	N/A	309	N/A	N/A	N/A	N/A
1943-44	951-52.8	392- N/A	N/A	----	----	132-167	.790	N/A	219	N/A	N/A	N/A	N/A
Opponent	695-38.6	285- N/A	N/A	----	----	114-125	.912	N/A	224	N/A	N/A	N/A	N/A
1942-43	807-47.4	305- N/A	N/A	----	----	97-197	.492	N/A	231	N/A	N/A	N/A	N/A
Opponent	802-47.1	330- N/A	N/A	----	----	123-142	.866	N/A	230	N/A	N/A	N/A	N/A
1941-42	942-47.1	367- N/A	N/A	----	----	100-208	.480	N/A	261	N/A	N/A	N/A	N/A
Opponent	862-43.1	342- N/A	N/A	----	----	132-178	.741	N/A	254	N/A	N/A	N/A	N/A
1940-41	886-44.3	344- N/A	N/A	----	----	149-198	.752	N/A	285	N/A	N/A	N/A	N/A
Opponent	786-39.3	296- N/A	N/A	----	----	131-194	.675	N/A	285	N/A	N/A	N/A	N/A
1939-40	753-35.9	294- N/A	N/A	----	----	145-165	.879	N/A	278	N/A	N/A	N/A	N/A
Opponent	789-37.8	302- N/A	N/A	----	----	127-185	.686	N/A	292	N/A	N/A	N/A	N/A
1938-39	674-35.5	247- N/A	N/A	----	----	101-180	.561	N/A	232	N/A	N/A	N/A	N/A
Opponent	694-36.5	272- N/A	N/A	----	----	122-140	.871	N/A	236	N/A	N/A	N/A	N/A
1937-38	743-35.4	286- N/A	N/A	----	----	122-171	.713	N/A	280	N/A	N/A	N/A	N/A
Opponent	732-34.9	275- N/A	N/A	----	----	143-182	.786	N/A	243	N/A	N/A	N/A	N/A
1936-37	689-34.5	254- N/A	N/A	----	----	121-181	.669	N/A	252	N/A	N/A	N/A	N/A
Opponent	677-33.9	252- N/A	N/A	----	----	144-173	.832	N/A	227	N/A	N/A	N/A	N/A
1935-36	590-31.0	218- N/A	N/A	----	----	124-154	.805	N/A	240	N/A	N/A	N/A	N/A
Opponent	600-31.5	222- N/A	N/A	----	----	128-156	.821	N/A	225	N/A	N/A	N/A	N/A
1934-35	638-33.6	242- N/A	N/A	----	----	122-154	.792	N/A	202	N/A	N/A	N/A	N/A
Opponent	623-32.8	251- N/A	N/A	----	----	112-121	.926	N/A	234	N/A	N/A	N/A	N/A
1933-34	681-35.8	262- N/A	N/A	----	----	93-157	.592	N/A	205	N/A	N/A	N/A	N/A
Opponent	539-28.3	200- N/A	N/A	----	----	55-139	.396	N/A	199	N/A	N/A	N/A	N/A

Season Team totals not available prior to 1934; Three-Point Field Goals were established in 1982-83, then discontinued until 1986-87
N/A = Not Available

1954-55 (19-7 OVERALL, 11-3 BIG TEN)

This year's team won the Big Ten Championship and was Iowa's first NCAA Tournament squad that won an outright conference title (11-3) before finishing fourth in the national tournament. Coach Bucky O'Connor's team became the first in Iowa history to average more than 80 points per game. Bill Logan led the Hawkeyes in scoring (15.9) and rebounding (11.0).

Henry Berry	Jr.	Chicago, Ill.
Carl Cain	Jr.	Freeport, Ill.
Tom Choules	Jr.	Idaho Falls, Idaho
Carter Crookham	So.	Oskaloosa, Iowa
McKinley Davis	Sr.	Freeport, Ill.
Douglas Duncan	Sr.	Salt Lake City, Utah
Robert George	Jr.	Deerfield, Ill.
Lester Hawthorne	Jr.	Saybrook, Ill.
Roy Johnson	Jr.	Homewood, Ill.
John Liston	So.	Knoxville, Ill.
William Logan	Jr.	Keokuk, Iowa
Augie Martel	So.	Moline, Ill.
Jerry Reichow	Jr.	Decorah, Iowa
Jerry Ridley	Sr.	Riverside, Ill.
Richard Ritter	Jr.	Grinnell, Iowa
Milton Scheuerman	Jr.	Rock Island, Ill.
William Schoof	Jr.	Homewood, Ill.
William Seaberg	Jr.	Moline, Ill.
Frank Sebolt	So.	Davenport, Iowa

Head Coach: Frank 'Bucky' O'Connor

1955-56 (20-6 OVERALL, 13-1 BIG TEN)

The "Fabulous Five" -- Carl Cain, Bill Logan, Sharm Scheuerman, Bill Schoof and Bill Seaberg -- were NCAA runners-up, dropping an 83-71 decision to No. 1-ranked San Francisco. Iowa lost its Big Ten opener before winning 13 consecutive games to take a second straight conference title. Cain was a first team All-American and Logan led the team in scoring and rebounding.

Carl Cain	Sr.	Freeport, Ill.
Carter Crookham	Jr.	Oskaloosa, Iowa
Bob George	Sr.	Deerfield, Ill.
Les Hawthorne	Sr.	Saybrook, Ill.
Bill Logan	Sr.	Keokuk, Iowa
Augie Martel	Jr.	Moline, Ill.
Jim McConnell	So.	Des Moines, Iowa
Norman Paul	So.	Clarence, Iowa
Tom Payne	So.	Quincy, Ill.
Gene Pitts	So.	Chicago, Ill.
Milton Scheuerman	Sr.	Rock Island, Ill.
Bill Schoof	Sr.	Homewood, Ill.
Greg Schroeder	So.	Muscatine, Ill.
Bill Seaberg	Sr.	Moline, Ill.
Frank Sebolt	Jr.	Davenport, Iowa

Head Coach: Frank 'Bucky' O'Connor

1979-80 (23-10 OVERALL, 10-8 BIG TEN)

This Iowa squad did not win the Big Ten title, but the 1979-80 Hawkeyes recovered from a rash of mid-season injuries to become the third Iowa team to reach the NCAA Final Four. All-American Ronnie Lester averaged 14.7 points per game, despite missing 16 games with a knee injury.

Mike Arens	Sr.	Chicago, Ill. (Highland Park)
Kenny Arnold	So.	Chicago, Ill. (Calumet)
Greg Boyle	Jr.	Mundelein, Ill. (Mundelein)
Kevin Boyle	So.	Chicago, Ill. (St. Laurence)
Vince Brookins	Jr.	Cleveland, Ohio (Collinwood)
Jon Darsee	So.	West Des Moines, Iowa (Valley)
Mark Gannon	Fr.	Iowa City, Iowa (Regina)
Bob Hansen	Fr.	Des Moines, Iowa (Dowling)
Mike Heller	Fr.	St. Paul, Minn. (St. Thomas)
Mike Henry	Jr.	Elgin, Ill. (Larkin)
Steve Kraficis	Jr.	Chicago, Ill. (St. Laurence)
Ronnie Lester	Sr.	Chicago, Ill. (Dunbar)
Randy Norton	So.	Iowa City, Iowa (Regina)
Steve Waite	Jr.	Iowa City, Iowa (West)

Head Coach: Lute Olson

Assistant Coach: Jim Rosborough

Assistant Coach: Tony McAndrews

Assistant Coach: Ken Burmeister

1922-23 (13-2 OVERALL, 11-1 BIG TEN)

The 1922-23 team won the school's first-ever Big Ten title, with 11 victories in 12 league contests. A 23-21 loss at Indiana in the regular-season finale allowed Wisconsin (whom the Hawkeyes did not play) to tie for the title. Hector Janse became the first Hawkeye sophomore to make the All-Western Conference team.

- Paul Barton
- Robert Burgitt
- Clarence Duhm
- Wayland Hicks
- Jack Funk
- Hector Janse
- James Laude
- Richard McGovney
- Ed Voltmer
- Bill Swenson

Head Coach: Sam Barry

1925-26 (12-5 OVERALL, 8-4 BIG TEN)

Coach Sam Barry took a Hawkeye squad that was picked for last in the Big Ten and guided it to a four-way share of the league title. After a 2-4 start, the Big Ten's top defensive team (21.4 point average) won a then-conference record six straight games. Captain Charles McConnell was an all-league selection.

- Amstrong
- Gamble
- Pops Harrison
- Ralph Hogan
- Keel
- Fred Lawson
- Charles McConnell
- Harold Miller
- Gordon Phillips
- Smith
- Swenson
- George VanDeusen

Head Coach: Sam Barry

1944-45 (17-1 OVERALL, 11-1 BIG TEN)

Iowa's 1944-45 squad, under the direction of Coach Pops Harrison, won the school's first outright conference basketball championship. Brothers Herb and Clayton Wilkinson were first team all-conference selections. Herb Wilkinson and Dick Ives (the top scorer at 12.1 per game) combined to make five All-America teams.

- | | | |
|--------------------|-----|--------------------|
| Robert Beckham | Fr. | Sperry, Iowa |
| LaVerne Bruns | Fr. | Denver, Iowa |
| Leo Cabalka | So. | Cedar Rapids, Iowa |
| Robert Cole | Jr. | Galesburg, Ill. |
| Richard Culberson | Jr. | Iowa City, Iowa |
| James Graham | Fr. | Springville, Iowa |
| Richard Ives | So. | Diagonal, Iowa |
| Edwin Marsh | Fr. | Cedar Falls, Iowa |
| Robert Marshall | Jr. | Atlantic, Iowa |
| Allen McCord | So. | Davenport, Iowa |
| Russell McLoughlin | Fr. | Audobon, Iowa |
| Robert Miller | Fr. | Mason City, Iowa |
| Bud Paulsen | Fr. | Bennett, Iowa |
| Ned Postels | Jr. | Mankato, Minn. |
| Sherwin Sankey | Fr. | Ute, Iowa |
| Donald Schnepf | Jr. | Alvord, Iowa |
| Clinton Schryver | Fr. | Laurens, Iowa |
| Robert Schulze | Fr. | Davenport, Iowa |
| Dean Selken | Fr. | Vinton, Iowa |
| Jack Spencer | So. | Davenport, Iowa |
| Stanley Straatsma | Fr. | Sioux Center, Iowa |
| Robert Swisher | Fr. | Leon, Iowa |

Head Coach: Lawrence 'Pops' Harrison

1954-55 (19-7 OVERALL, 11-3 BIG TEN)

This year's team won the Big Ten Championship and was Iowa's first NCAA Tournament squad that won an outright conference title (11-3) before finishing fourth in the national tournament. Coach Bucky O'Connor's team became the first in Iowa history to average more than 80 points per game. Bill Logan led the Hawkeyes in scoring (15.9) and rebounding (11.0).

- | | | |
|-------------------|-----|----------------------|
| Henry Berry | Jr. | Chicago, Ill. |
| Carl Cain | Jr. | Freeport, Ill. |
| Tom Choules | Jr. | Idaho Falls, Idaho |
| Carter Crookham | So. | Oskaloosa, Iowa |
| McKinley Davis | Sr. | Freeport, Ill. |
| Douglas Duncan | Sr. | Salt Lake City, Utah |
| Robert George | Jr. | Deerfield, Ill. |
| Lester Hawthorne | Jr. | Saybrook, Ill. |
| Roy Johnson | Jr. | Homewood, Ill. |
| John Liston | So. | Knoxville, Ill. |
| William Logan | Jr. | Keokuk, Iowa |
| Augie Martel | So. | Moline, Ill. |
| Jerry Reichow | Jr. | Decorah, Iowa |
| Jerry Ridley | Sr. | Riverside, Ill. |
| Richard Ritter | Jr. | Grinnell, Iowa |
| Milton Scheuerman | Jr. | Rock Island, Ill. |
| William Schoof | Jr. | Homewood, Ill. |
| William Seaberg | Jr. | Moline, Ill. |
| Frank Sebolt | So. | Davenport, Iowa |

Head Coach: Frank 'Bucky' O'Connor

1955-56 (20-6 OVERALL, 13-1 BIG TEN)

The "Fabulous Five" -- Carl Cain, Bill Logan, Sharm Scheuerman, Bill Schoof and Bill Seaberg -- were NCAA runners-up, dropping an 83-71 decision to No. 1-ranked San Francisco. Iowa lost its Big Ten opener before winning 13 consecutive games to take a second straight conference title. Cain was a first team All-American and Logan led the team in scoring and rebounding.

Carl Cain	Sr.	Freeport, Ill.
Carter Crookham	Jr.	Oskaloosa, Iowa
Bob George	Sr.	Deerfield, Ill.
Les Hawthorne	Sr.	Saybrook, Ill.
Bill Logan	Sr.	Keokuk, Iowa
Augie Martel	Jr.	Moline, Ill.
Jim McConnell	So.	Des Moines, Iowa
Norman Paul	So.	Clarence, Iowa
Tom Payne	So.	Quincy, Ill.
Gene Pitts	So.	Chicago, Ill.
Milton Scheuerman	Sr.	Rock Island, Ill.
Bill Schoof	Sr.	Homewood, Ill.
Greg Schroeder	So.	Muscatine, Ill.
Bill Seaberg	Sr.	Moline, Ill.
Frank Sebolt	Jr.	Davenport, Iowa

Head Coach: Frank 'Bucky' O'Connor

1967-68 (16-9 OVERALL, 10-4 BIG TEN)


The 1967-68 team shared the Big Ten title with Ohio State after winning six of its first eight league battles. Coach Ralph Miller's team led the Big Ten race before dropping its final conference game to Michigan (72-71). All-American Sam Williams (25.3 points and 10.3 rebounds per game) was named Big Ten Most Valuable Player.

Dick Agnew	Jr.	San Bernardino, Calif.
Joe Bergman	Jr.	Clinton, Iowa
Huston Breedlove	Sr.	Akron, Ohio
Chad Calabria	So.	Aliquippa, Pa.
Jim Hodge	So.	Danvers, Ill.
Dick Jensen	So.	Madrid, Iowa
Ron Norman	Sr.	Freeport, Ill.
Rolly McGrath	Sr.	Topeka, Kan.
Chris Philips	So.	Sac City, Iowa
Tom Schulze	So.	Des Moines, Iowa
Glenn Vidnovic	So.	McKeesport, Pa.
Dave White	Jr.	Arlington Heights, Ill.
Sam Williams	Sr.	Detroit, Mich.

Head Coach: Ralph Miller

Assistant Coach: Dick Schultz

Assistant Coach: Lanny Van Eman



Iowa's 1969-70 team ran its way to a perfect 14-0 league mark and set many scoring records. The 1969-70 Hawkeyes, who won 17 of their last 18 games, are still the highest scoring team in Big Ten history (102.9 points per game).

1969-70 (20-5 OVERALL, 14-0 BIG TEN)

The Iowa "Six Pack" ran its way to a perfect 14-0 league mark and set many scoring records. The 1969-70 Hawkeyes, who won 17 of their last 18 games, are still the highest scoring team in Big Ten history (102.9 points per game). Iowa scored eclipsed the century mark 12 times. Four players averaged over 17 points, led by John Johnson (27.6).

Fred Brown	Jr.	Milwaukee, Wis.
Chad Calabria	Sr.	Aliquippa, Pa.
George Conway	Jr.	Miami, Fla.
Ken Grabinski	So.	Clear Lake, Iowa
Omar Hazley	Jr.	Kansas City, Mo.
Jim Hodge	Sr.	Danvers, Ill.
Tom Hover	So.	Aurora, Ill.
Dick Jensen	Sr.	Madrid, Iowa
John Johnson	Sr.	Milwaukee, Wis.
Gary Lusk	So.	Madison, Ill.
Ben McGilmer	Sr.	Detroit, Mich.
Tom Miller	Jr.	Lawrence, Kan.
Joe Miranda	Jr.	Miami, Fla.
Lynn Rowat	So.	Des Moines, Iowa
Tom Schulze	Sr.	Des Moines, Iowa
Glenn Vidnovic	Sr.	McKeensport, Pa.

Head Coach: Ralph Miller
Assistant Coach: Dick Schultz
Assistant Coach: Lanny Van Eman

1978-79 (20-8 OVERALL, 13-5 BIG TEN)

Lute Olson's lone Big Ten championship squad tied for the title with Purdue and NCAA champion Michigan State. Ronnie Lester, the leading scorer (18.7 points per game), was All-Big Ten and All-American. The 20 wins tied an Iowa season record and the 13 league victories still rank second in Hawkeye history.

Kenny Arnold	Fr.	Chicago, Ill. (Calumet)
Greg Boyle	So.	Mundelein, Ill. (Mundelein)
Kevin Boyle	Fr.	Chicago, Ill. (St. Laurence)
Vincent Brookins	So.	Cleveland, Ohio (Collinwood)
Clay Hargrave	Sr.	Iowa City, Iowa (City)
Mike Henry	So.	Elgin, Ill. (Larkin)
Steve Krafcisin	So.	Chicago, Ill. (St. Laurence)
Ronnie Lester	Jr.	Chicago, Ill. (Dunbar)
William Mayfield	Sr.	Detroit, Mich. (Cass Tech)
Tom Norman	Sr.	Freeport, Ill. (Freeport)
Randy Norton	Fr.	Iowa City, Iowa (Regina)
Dick Peth	Sr.	Tomah, Wis. (Tomah)
Kirk Speraw	Sr.	Sioux City, Iowa (North)
Steve Waite	So.	Iowa City, Iowa (West)

Head Coach: Lute Olson
Assistant Coach: Jim Rosborough
Assistant Coach: Tony McAndrews
Assistant Coach: Johnnie Butler

2000-01 (23-12 OVERALL, 7-9 BIG TEN)

Steve Alford's second Iowa team won four games in four days to claim the 2001 Big Ten Tournament championship at the United Center in Chicago. Reggie Evans was named Most Outstanding Player after averaging 16 points and 12.8 rebounds. Freshman Brody Boyd led Iowa with 22 points in the 63-61 championship game win over Indiana. Evans earned honorable mention All-American honors after leading the nation in rebounding, free throws, free throw attempts, scoring, rebounding and double-doubles.

Brody Boyd	Fr.	Dugger, Ind. (Union)
Reggie Evans	Jr.	Pensacola, Fla. (Coffeyville, Kan., CC)
Joe Fermino	Sr.	Hyde Park, Mass. (Barton County CC)
Duez Henderson	Jr.	Detroit, Mich. (River Lounge)
Ryan Hogan	Jr.	Deerfield, Ill. (Deerfield (Kentucky))
Dean Oliver	Sr.	Mason City, Iowa (Mason City)
Luke Recker	Jr.	Auburn, Ind. (DeKalb (Arizona))
Jared Reiner	Fr.	Tripp, S.D. (Tripp-Delmont)
Cortney Scott	Fr.	Jackson, Mich. (Lansing Waverly)
Jason Smith	Sr.	Bettendorf, Iowa (Bettendorf)
Sean Sonderleiter	Fr.	Des Moines, Iowa (Christian)
Rod Thompson	Jr.	Galesburg, Ill. (Galesburg)
Glen Worley	Fr.	Iowa City, Iowa (West)

Head Coach: Steve Alford
Assistant Coach: Rich Walker
Assistant Coach: Sam Alford
Assistant Coach: Greg Lansing

2005-06 (25-9, 11-5 BIG TEN)

Iowa's senior dominated team posted a 17-0 record in Carver-Hawkeye Arena and won the 2006 Big Ten Conference Tournament in Indianapolis. The 25 wins marked the second-highest number in school history as the Hawkeyes posted a sixth consecutive winning season under Coach Steve Alford. The Hawkeyes tied for second during the regular season, one game behind Ohio State, before defeating the Buckeyes in the title game of the post-season tournament. Senior guard Jeff Horner was named MVP of the Big Ten Tournament, while senior forward Greg Brunner was named to the all-tournament team.

J.R. Angle	So.	Franklin, Ind. (Indian Creek)
Dan Bohall	Fr.	Sioux City, Iowa (East)
Greg Brunner	Sr.	Charles City, Iowa (Charles City)
Tony Freeman	Fr.	Maywood, Ill. (St. Joseph's)
Seth Gorney	So.	Vandalia, Ohio (Butler)
Adam Haluska	Jr.	Carroll, Iowa (Carroll)
Erek Hansen	Sr.	Bedford, Texas (Kirkwood, Iowa, CC)
Mike Henderson	Jr.	Waterloo, Iowa (East)
Jeff Horner	Sr.	Mason City, Iowa (Mason City)
Ryan Kennedy	Jr.	Des Moines, Iowa (Roosevelt)
Kurt Looby	Jr.	St. John's, Antigua (Tyler, Texas, CC)
Carlton Reed	So.	Waterloo, Iowa (East)
Doug Thomas	Sr.	Pasadena, Calif. (Southeastern, Iowa, CC)
Alex Thompson	So.	Ames, Iowa (Ames)
Brett Wessels	Fr.	Bettendorf, Iowa (Bettendorf)
Justin Wieck	Sr.	North Liberty, Iowa (Kirkwood, Iowa, CC)

Head Coach: Steve Alford
Assistant Coach: Greg Lansing
Associate Head Coach: Craig Neal
Assistant Coach: Brian Jones



CONSENSUS ALL-AMERICANS

FIRST TEAM

Murray Wier, 1948
Chuck Darling, 1952

SECOND TEAM

Dick Ives, 1945
Herb Wilkinson, 1945

ALL-AMERICANS

1934	Ben Selzer	CT (2nd), LD (2nd)
1944	Dave Danner	TSN (2nd)
	Dick Ives	CT (3rd), Pic (3rd)
1945	Dick Ives	Arg (1st), CT (2nd)
	Herb Wilkinson	Helms (1st), TSN (2nd), Arg (3rd)
1946	Herb Wilkinson	Helms (2nd), TSN (2nd)
	Dick Ives	True (3rd)
1947	Herb Wilkinson	Helms (2nd)
1948	Murray Wier	AP (1st), Helms (1st), SW (1st), RB (1st), True (2nd), CT (3rd)
1952	Chuck Darling	AP (1st), Col (1st), Helms (1st), INS (1st), Look (1st), UP (1st), Ath (2nd), CT (2nd)
	Bob Clifton	Look (3rd)
1955	Bill Seaberg	Helms (3rd)
1956	Carl Cain	CT (1st)
	Bill Logan	CT (2nd), Helms (2nd)
1961	Don Nelson	CT (2nd)
1962	Don Nelson	CT (2nd), AP (3rd), Helms (3rd), UP (3rd)
1967	Sam Williams	Helms (2nd)
1968	Sam Williams	Helms (1st), CT (2nd), AP (3rd)
1970	John Johnson	BN (1st), Helms (1st), Con (2nd), AP (3rd), UPI (3rd)
1971	Fred Brown	BN (1st), BW (1st), Helms (1st), Con (2nd), TSN (2nd), AP (3rd)
1973	Kevin Kunnert	Helms (1st)
1979	Ronnie Lester	CF (1st), AP (2nd), NABC (3rd), UPI (3rd)
1980	Ronnie Lester	CF (1st), TSN (2nd)
1997	Andre Woolridge	BT (1st), AP (3rd)
2006	Jeff Horner	AP (HM)
2007	Adam Haluska	AP (HM)

Key to Abbreviations

AP -- Associated Press; **Arg** -- Argosy; **Ath** -- Athletic Publications; **BN** -- Basketball News; **BT** -- Basketball Times; **BW** -- Basketball Weekly; **CF** -- Citizens Foundation; **Col** -- Colliers; **Con** -- Converse; **CT** -- Converse-Taylor; **Helms** -- Helms Foundation; **INS** -- International News Service; **LD** -- Literary Digest; **Look** -- Look Magazine; **NABC** -- National Association of Basketball Coaches; **Pic** -- Pic Magazine; **RB** -- Radio Broadcasters; **SW** -- Sports Week; **True** -- True Magazine; **TSN** -- The Sporting News; **UP** -- United Press; **UPI** -- United Press International. Team is listed in parentheses (1st, 2nd or 3rd).

ACADEMIC ALL-AMERICAN OF THE YEAR

2007 Adam Haluska

ACADEMIC ALL-AMERICA

1996	Jess Settles, second team
2001	Luke Recker, third team
2002	Luke Recker, third team
2005	Adam Haluska, All-District
2006	Greg Brunner, third team
	Adam Haluska, third team
2007	Adam Haluska, first team

ACADEMIC ALL-BIG TEN

1968	Rolly McGrath	2000	Kyle Galloway
1969	Chad Calabria		Jason Smith
1971	Ken Grabinski	2001	Kyle Galloway
	Gary Lusk		Luke Recker
1972	Neil Fegebank		Jason Smith
1976	Scott Thompson	2002	Luke Recker
	Cal Wulfsberg		Jared Reiner
1977	Cal Wulfsberg	2003	Jared Reiner
1979	Steve Waite	2004	Greg Brunner
1980	Steve Waite		Jared Reiner
1981	Steve Waite		Kurt Spurgeon
1990	Brig Tubbs	2005	Greg Brunner
1991	Brig Tubbs		Adam Haluska
1992	Jim O'Connor	2006	Greg Brunner
1994	Nate Koch		Adam Haluska
1995	Nate Koch		Jeff Horner
	Jess Settles		Justin Wieck
1996	Jess Settles	2007	Adam Haluska
1997	Jason Bauer		Brett Wessels
1998	Jason Bauer	2009	Jeff Peterson
	Ryan Luehrsmann	2010	Devan Bawinkel
	Scott Rabenold		Matt Gatens
	Jess Settles	2011	Eric May
1999	Jason Bauer		T.J. Sayre
	Josiah Bilskemper	2012	Matt Gatens
	Jess Settles		Eric May
	B.J. Terrones		Branden Stubbs
	Jason Smith	2013	Eric May
	Bryce Peterson		Christopher Rickert
		2014	Mike Gesell
			Jarrod Uthoff
			Adam Woodbury

FIRST TEAM	SECOND TEAM	THIRD TEAM
1939 Ben Stephens	1950 Frank Calsbeek	1963 Dave Roach
1942 Milt Kuhl	1951 Frank Calsbeek	1964 Jimmy Rodgers
1944 Dave Danner	Chuck Darling	1965 George Peeples
1945 Herb Wilkinson	1952 Bob Clifton	1966 Chris Pervall
Clayton Wilkinson	1953 McKinley Davis	1976 Dan Frost, c
1946 Herb Wilkinson	1954 Carl Cain	1976 Bruce King, c
1947 Herb Wilkinson	1955 Carl Cain	1980 Steve Krafcisin, c
1948 Murray Wier	Bill Logan	1981 Vince Brookins, c
1952 Charles Darling	Bill Seaberg	1982 Kevin Boyle, c
1955 Bill Logan	Milt Scheuerman	Kenny Arnold, c
1956 Bill Logan	1956 Bill Seaberg	1983 Bob Hansen, c
Carl Cain	1958 Dave Gunther	1984 Steve Carfino, c
1959 Dave Gunther	1965 Chris Pervall	1986 Gerry Wright, c
1961 Don Nelson	1966 George Peeples	1987 Brad Lohaus, c
1962 Don Nelson	1968 Chad Calabria	1989 Roy Marble, c
1967 Sam Williams	1970 Fred Brown	1990 Les Jepsen, cm
1968 Sam Williams	Glenn Vidnovic	1991 Acie Earl, c
1970 John Johnson	1972 Rick Williams	1993 Val Barnes, cm
1971 Fred Brown	Kevin Kunnert	1994 James Winters, m
1978 Ronnie Lester	1973 Kevin Kunnert	Jess Settles, m
1979 Ronnie Lester	1974 Candy LaPrince	1995 Jess Settles, cm
1981 Kevin Boyle	1976 Scott Thompson, cm	Andre Woolridge, m
1985 Greg Stokes	1977 Bruce King, cm	1996 Russ Millard, cm
1989 Ed Horton	1978 Ron Lester, m	1997 Ryan Bowen, m
1992 Acie Earl	1980 Kevin Boyle, cm	1999 Dean Oliver, cm
1996 Jess Settles	1982 Michael Payne, cm	2000 Dean Oliver, c
Andre Woolridge	1983 Greg Stokes, cm	2001 Dean Oliver, cm
1997 Andre Woolridge	1984 Greg Stokes, cm	2002 Luke Recker, cm
2006 Greg Brunner	1987 Roy Marble, cm	2003 Chauncey Leslie, m
2007 Adam Haluska	1988 Roy Marble, c	2004 Jeff Horner, cm
2014 Devyn Marble, cm	1988 B.J. Armstrong, cm	Pierre Pierce, cm
	1989 B.J. Armstrong, cm	2006 Adam Haluska, c
	1991 Acie Earl, m	Jeff Horner, cm
	1993 Acie Earl, cm	2007 Tyler Smith, cm
	1994 James Winters, c	2008 Tony Freeman, c
	1995 Chris Kingsbury, m	2012 Matt Gatens, c
	1998 Ryan Bowen, cm	2013 Aaron White, m
	2001 Reggie Evans, cm	Devyn Marble, c
	2002 Reggie Evans, cm	2014 Aaron White, cm
	2005 Greg Brunner, cm	
	2012 Matt Gatens, m	

KEY TO VOTING

1948-1954	Second Team only chosen by conference coaches
1954-1956	Second Team only chosen by media
1957	Second and Third Team chosen by media
1958-1961	Second Team only chosen by media
1962-1966	Second and Third Team chosen by media
1967-1973	Second Team only chosen by media
1974	Second & Third Team (UPI only) chosen by media
1975-1976	UPI-Coaches Selected Second and Third Teams – c AP selected a Second Team only – m
1977-1979	UPI-Coaches selected a Second Team only – c AP selected a Second Team only – m
1980-1989	UPI-Coaches selected second and third teams – c AP selected a Second Team only – m
1990-present	Coaches selected second and third teams – c Media selected second and third teams – m

BIG TEN DEFENSIVE PLAYER OF THE YEAR

1992	Acie Earl
2006	Erek Hansen

BIG TEN SIXTH MAN OF THE YEAR

2006	Doug Thomas
------	-------------

BIG TEN FRESHMAN OF THE YEAR

1994	Jess Settles
------	--------------

BIG TEN ALL-FRESHMAN TEAM

2007	Tyler Smith
2009	Matt Gatens
2010	Eric May
2011	Melsahn Basabe
2012	Aaron White

MOST OUTSTANDING PLAYER, BIG TEN TOURNAMENT


2001	Reggie Evans
2006	Jeff Horner

ALL-TOURNAMENT TEAM, BIG TEN TOURNAMENT

2001	Reggie Evans (Most Outstanding Player)
2002	Luke Recker Reggie Evans
2006	Greg Brunner Jeff Horner (Most Outstanding Player)




Aaron White (third team) & Roy Devyn Marble (first team) were All-Big Ten selections in 2014.



The Chris Street Award, named in honor of former Hawkeye Chris Street, is presented annually to “A Hawkeye player who best exemplifies the spirit, enthusiasm and intensity of Chris Street.” Street died in an auto accident Jan.19, 1993, midway through his junior year.

1993	Wade Lookingbill	2005	Adam Haluska
1994	Jess Settles	2006	Adam Haluska
1995	Jim Bartels	2007	Tony Freeman
1996	Jess Settles	2008	Cyrus Tate
1997	Ryan Bowen	2009	Jarryd Cole
	John Streif, Trainer	2010	Devan Bawinkel
1998	Darryl Moore	2011	Jarryd Cole
1999	Jason Bauer	2012	Matt Gatens
	Jess Settles	2013	Eric May
2000	Ryan Luehrsmann	2014	Roy Devyn Marble
	Jason Price		
2001	Dean Oliver		
2002	Duez Henderson		
2003	Jeff Horner		
2004	Brody Boyd		
	Greg Brunner		



Chris Street 1972-1993

MOST VALUABLE PLAYERS

1946	Herb Wilkinson	1986	Andre Banks
1947	Murray Wier	1987	Kevin Gamble
1948	Murray Wier		Roy Marble
1949	Charlie Mason	1988	B.J. Armstrong
1950	Frank Calsbeek		Bill Jones
1951	Frank Calsbeek		Roy Marble
1952	Charles Darling	1989	B.J. Armstrong
1953	Herb Thompson		Ed Horton
1954	Carl Cain		Roy Marble
1955	Bill Seaberg	1990	Les Jepsen
1956	Carl Cain	1991	Acie Earl
1957	Dave Gunther		James Moses
1958	Dave Gunther	1992	Acie Earl
1959	Dave Gunther	1993	Acie Earl
1960	Don Nelson	1994	James Winters
1961	Don Nelson	1995	Jess Settles
1962	Don Nelson		Andre Woolridge
1963	Jerry Messick	1996	Russ Millard
1964	Jimmy Rodgers		Jess Settles
1965	Jimmy Rodgers		Andre Woolridge
1966	Dennis Pauling	1997	Andre Woolridge
1967	Gerry Jones	1998	Ryan Bowen
1968	Sam Williams	1999	Kent McCausland
1969	John Johnson		Dean Oliver
1970	John Johnson		Jess Settles
1971	Fred Brown	2000	Jake Jaacks
1972	Kevin Kunnert		Dean Oliver
	Rick Williams	2001	Reggie Evans
1973	Kevin Kunnert		Dean Oliver
1974	Candy LaPrince	2002	Reggie Evans
1975	Dan Frost		Luke Recker
1976	Scott Thompson	2003	Chauncey Leslie
1977	Bruce King	2004	Jeff Horner
1978	Ronnie Lester		Pierre Pierce
1979	Ronnie Lester	2005	Greg Brunner
1980	Ronnie Lester		Jeff Horner
1981	Vince Brookins	2006	Greg Brunner
1982	Kevin Boyle		Erek Hansen
1983	Bob Hansen		Jeff Horner
1984	Steve Carfino	2007	Adam Haluska
1985	Greg Stokes		
	Michael Payne		

* - - Iowa stopped designating an MVP following the 2007 season.

EARNED CHICAGO TRIBUNE TROPHY AS BIG TEN MOST VALUABLE PLAYER

1948	Murray Wier
1952	Chuck Darling
1968	Sam Williams

RETIRED NUMBERS & JERSEY

10 B.J. ARMSTRONG (JERSEY)

B.J. Armstrong's jersey was retired in 1992. Iowa's career assist leader, B.J. ranks third in career scoring and was a two-time Hawkeye MVP. A first round draft choice of the Chicago Bulls in 1989, B.J. played a vital role in Chicago's NBA titles in 1991 and 1992. Armstrong moved into Chicago's starting line-up in 1993 as the Bulls won their third straight NBA title. Armstrong concluded his NBA career with Chicago in 1999-00. Armstrong is a member of Iowa's All-Century team.

12 RONNIE LESTER

Ronnie is Iowa's fifth all-time leading scorer with 1,675 points. Lester started 3 1/2 seasons before a knee injury shortened his senior season. He was the Hawkeyes' MVP three times, an All-Big Ten selection twice and an All-American in 1979-1980. He played in the NBA for Chicago and Los Angeles. Ronnie won a World Championship with the Los Angeles Lakers in 1985 and served as vice-president of the Laker organization. Lester is a member of Iowa's All-Century team.

21 CARL CAIN

Carl was a 1956 first team All-American and All-Big Ten for the Hawkeyes' national runners-up. A 1956 Olympian, Cain was forced into a reserve role for the United States because of a back injury. Carl was a two-time Iowa MVP and finished his career with 1,054 points. Cain is a member of Iowa's All-Century team.

22 BILL SEABERG

Bill was a starting guard on the "Fabulous Five" team that ended up as the NCAA runner-up in 1956. He was third team All-America by Helms and the Hawkeyes' MVP in 1955, when he averaged 13 points. Seaberg is a member of Iowa's All-Century team.

31 BILL LOGAN

Bill, a member of the Hawkeyes' 1,000-point Club, topped the squad in scoring three times. A two-time All-Big Ten selection, Logan was second team All-America in 1956 according to Helms and Converse-Taylor. Bill helped Iowa to a second place Big Ten finish as a sophomore and consecutive Final Four appearances his last two seasons. Logan is a member of Iowa's All-Century team.

33 BILL SCHOOF

Bill played forward on the "Fabulous Five" team and scored 6.3 points per game. A three-year letterman, Schoof was a starter on Iowa's 1955 and 1956 Final Four teams. In those two seasons he helped the Hawkeyes to a record of 39-13.

40 CHRIS STREET

Chris Street's number was retired following his untimely death in 1993. Street died in an auto accident 15 games into his junior season. A fixture in Iowa's starting line-up since midway through his freshman season, Street was averaging 14.5 points and 9.5 rebounds per contest through 15 games and had recently earned MVP honors at the San Juan Shootout. Chris established an Iowa record by making 34 consecutive free throws.

41 GREG STOKES

Greg, a three-year starter in the pivot, is the school's third all-time career scorer (1,768 points). Greg owns the school record for field goal percentage in a game (1.000, 11 of 11). After an All-Big Ten senior season (19.9 scoring norm), Greg was selected in the 1985 NBA draft by Philadelphia. Stokes is a member of Iowa's All-Century team.

46 SHARM SCHEUERMAN

Sharm made his mark at Iowa as an athlete and coach. He started on the "Fabulous Five" basketball team and lettered three times in basketball and baseball. After graduation in 1956, Sharm returned to coach his alma mater in 1959. His 1961 squad finished 18-6.

THE NBA DRAFT

The National Basketball Association (NBA) held its first draft of college-players in 1947. Here is a list of University of Iowa players drafted by NBA teams:

Year	Player, Team	Round	# Pick in Round	# Pick Overall
1947	Dick Ives, Pittsburgh			
	Herb Wilkinson, St. Louis			
1948	Murray Wier, Ft. Wayne			
1951	Frank Calsbeek, Ft. Wayne			
1952	Bob Clifton, Fort Wayne			
	Charles Darling, Rochester			
1956	Carl Cain, Rochester			
	Bill Logan, Boston			
1959	Dave Gunther, Philadelphia	8	3	56
1960	Americus John-Lewis, St. Louis	7	6	54
1962	Don Nelson, Chicago	3	1	17
1966	George Peeples, Baltimore	4	5	35
1967	Gerry Jones, Los Angeles	13	4	137
1968	Sam Williams, Milwaukee	3	13	35
1969	Ben McGilmer, Seattle	6	3	74
1970	John Johnson, Cleveland	1	7	7
	Glenn Vidnovic, Cleveland	4	9	60
	Ben McGilmer, Baltimore	12	10	193
	Chad Calabria, Phoenix	14	7	210
1971	Fred Brown, Seattle	1	6	6
1973	Kevin Kunnert, Chicago	1	12	12
	Rick Williams, Boston	14	5	193
1976	Scott Thompson, Detroit	4	4	55
	Dan Frost, Milwaukee	4	8	59
1977	Bruce King, Detroit	4	14	80
1980	Ronnie Lester, Portland	1	10	10
1981	Steve Krafcsin, Atlanta	5	6	98
	Vince Brookins, Detroit	6	2	117
	Steve Waite, Boston	6	22	137
1982	Kenny Arnold, Dallas	5	4	96
	Kevin Boyle, Philadelphia	6	22	137
1983	Bob Hansen, Utah	3	7	54
	Mark Gannon, San Diego	8	4	166
1984	Steve Carfino, Boston	6	23	139
1985	Greg Stokes, Philadelphia	2	9	33
	Michael Payne, Houston	3	10	57
1986	Andre Banks, Houston	5	19	112
1987	Brad Lohaus, Boston	2	22	45
	Kevin Gamble, Portland	3	17	63
	Gerry Wright, Detroit	5	19	111
1988	Jeff Moe, Utah	2	17	42
1989	B.J. Armstrong, Chicago	1	18	18
	Roy Marble, Atlanta	1	23	23
	Ed Horton, Washington	2	12	39
1990	Les Jepsen, Golden State	2	1	28
1993	Acie Earl, Boston	1	19	19
1996	Russ Millard, Phoenix	2	10	39
1998	Ricky Davis, Charlotte	1	21	21
	Ryan Bowen, Denver	2	26	55
1999	J.R. Koch, New York	2	17	46
2007	Adam Haluska	2	13	43



FIRST BASKETBALL GAME PLAYED IN IOWA CITY

Iowa City was the site of the first college basketball game played with five players on a side. The historic event took place in Close Hall on the University of Iowa campus on January 18, 1896.

In that first game, the University of Chicago defeated Iowa 15-12, with neither team using any substitutes.

The game was arranged by Iowa professor H.F. Kallenberg, who had earlier attended Springfield College, and wrote James Naismith for a copy of the rules of the game, and Amos Alonzo Stagg, a friend of Kallenberg who had become the athletic director at Chicago.

-A-

Agnew, Richard	1966,67,68
Anapol, Angelo	1939
Anderson, Craig	1981,82,83,84
Andrews, William	1951
Angelino, Glenn	1971,72,73
Angersola, Ken	1973
Angle, J.R.	2005,07,08,09
Archie, Devon	2010,11,12
Arens, Mike	1980
Armstrong, B.J.	1986,87,88,89
Arnold, Kenny	1979,80,81,82

-B-

Banazek, Kenneth	1964,65
Banks, Andre	1983,84,85,86
Bannick, Edwin	1915,16,17
Barko, John	1933,34,35,36
Barnes, Val	1991,92, 93
Bartels, Jim	1991,93,94,95
Barton, James	1905,06,07
Basabe, Melsahn	2011,12,13,14
Bastian, Edward	1964,65,66
Bastian, Howard	1933,34
Bastian, Kenneth	1939,40
Bauer, Jason	1997,98,99
Bawinkel, Devan	2009,10
Bennett, P.J.	1932
Bergman, Joe	1967
Berkenpas, Todd	1982,83,84,85
Berrien, Clifford	1917,18,19
Berry, Harry	1912,13
Beutjer, Jon	2001
Bilskemper, Josiah	1999
Blackmer, Ivan	1934,35
Bobby, Albert	1935,37
Bowen, Ryan	1995,96,97,98
Bohall, Dan	2008
Boyd, Brody	2001,02,03,04
Boyle, Bryan	1983,84
Boyle, Greg	1978,80,81,82
Boyle, Kevin	1979,80,81,82
Bratten, Elmer	1937
Breedlove, Huston	1966,67,68
Brigham, Leon	1918
Brock, Allen	1902,03,04
Brommer, Andrew	2009,10,11,12
Brookins, Vince	1978,79,80,81
Brown, B.A.	1907,08,09
Brown, Fred	1970,71
Brown, Homer	1918,19
Brownlee, Jack	2004,05
Brunner, Greg	2003,04,05,06
Buckles, Kenneth	1952,53
Buckner, Chester	1906,07,08
Bullard, Matt	1989,90
Burckheimer, I.A.	1907,08
Burgitt, Robert	1922,23

-C-

Cain, Carl	1954,55,56
Calabria, Chad	1968,69,70
Calsbeek, Franklin	1949,50,51
Carfino, Steve	1981,82,83,84

Carpenter, Robert	1959
Carter, John	1994,95
Cartwright, Bryce	2011,12
Casey, Bart	1985,86,87
Chapman, Tom Jr.	1965,66,67
Chapman, Tom Sr.	1942,43
Clemmons, Anthony	2013,14
Clifton, Robert	1950,51,52
Cochrane, Everett	1951,52
Colbert, Edward	1951
Cole, Jarryd	2008,09,10,11
Collins, James	1972,73,74
Conway, George	1969,71
Cotton, Kenneth	1918,19
Cougill, Brennan	2010
Cox, Cody	2011,12
Crawford, Josh	2007
Culbertson, Dick	1945

-D-

Danner, Dave	1944,46,47
Darling, Charles	1950,51,52
Darsee, Jon	1980,81,82
David, Virgil	1928,29
Davis, Jermain	2009
Davis, Keno	1995
Davis, McKinley	1952,53,54,55
Davis, Ricky	1998
Davis, Rodell	1990,91,92
DeHeer, Floyd	1936,37
Dennard, Jerry	1982,83
Denning, Kyle	2012,13,14
Denoma, Mike	1963,64,65
Devine, Aubrey	1920,21,22
Diehl, Robert	1951
Dille, Glenn	1949
Dittmer, Jack	1950
Dollmeyer, Greg	2003
Drake, Terry	1975,77,78
Dress, Jack	1936,37,38
DuBois, W.L.	1902
Duffe, Bernard	1942
Duhm, Clarence	1924
Dull, J. Michael	1960
Duncan, Douglas	1954,55
Dutton, Lawrence	1915,16,17

-E-

Earl, Acie	1990,91,92,93
Ely, Howard	1938
Epstein, S.	1931
Eshleman, Harold	1932,33
Evans, Dick	1940
Evans, Reggie	2001,02

-F-

Farrell, Thomas	1902,03
Farroh, Mike	1929
Fegebank, Neil	1972,73,74
Fermino, Joe	2000,01
Fields, L.R.	1914
Figg, James	1930
Filkins, D.C.	1932
Finlayson, Robert	1920

Finley, Roger	1948,49
Fort, Johnny	1984
Fountain, Bruce	1942
Freeman, Robert	1948
Freeman, Tony	2006,07,08
Fritzel, John	1995
Frohwein, George	1921,22
Frost, Dan	1975,76
Fullard, Ken	1984,85
Fuller, Aaron	2009,10
Funk, Jack	1923,24

-G-

Gaddis, Wally	1936,37
Galloway, Kyle	1998,00,01
Gamble, Kevin	1986,87
Gannon, Mark	1980,81,82,83
Gardner, Ray	1912,13
Garner, Brian	1989
Gatens, Matt	2009,10,11,12
Gatens, Mike	1974,75,76
Geneva, Fred	1929
Gentry, Nolden	1958,59,60
Gesell, Mike	2013,14
George, Robert	1954,55,56
Givant, Todd	1993
Glasper, Mon'ter	1993,94,95,96
Gomes, Marcelo	1999,00
Gorney, Seth	2005,06,07,08
Gottschalk, Gary	1966,67
Gould, Joe	1971
Grabinski, Ken	1970,71,72
Grafton, Jimmie	1944
Graham, Jim	1945
Greene, Herald	1950,51,52
Griffin, Rob	2000
Griffith, Dwight	1904,05,06
Grim, John	1933,34,35
Grissel, Earl	1914
Grogan, Tom	1980
Gunther, Dave	1957,58,59
Guzowski, Tony	1946,48,49

-H-

Haberecht, Fred	1975,76
Haberer, Brian	1998
Hairston, John	1974,75,76,77
Hakeman, Dennis	1974
Hall, Eugene	1947,48
Hallstrom, Jim	1978
Haluska, Adam	2005,06,07
Hankins, Andrew	1962,63,64
Hansen, Bob	1980, 81,82,83
Hansen, Erek	2004,05,06
Hargrave, Clay	1976,77,78
Harring, Richard	1959
Harris, Norman	1948
Harrison, Lawrence	1926,28
Harsha, Vince	1940,41,42
Hawthorne, Lester	1954,55,56
Hays, Donald	1948,49,50
Hazley, Omar	1969,70,71
Hegg, Peer	1957
Hein, Richard	1941,42

Heitman, Mike _____	1958,59,60	Kinnick, Nile _____	1938	Miller, Thomas _____	1969,70,71
Heller, Mike _____	1980	Koberg, Kerry _____	1998	Mims, Fred _____	1972
Helmers, Greg _____	1995,96,97,98	Koch, J.R. _____	1996,97,98,99	Miranda, Joe _____	1969
Henderson, Duez _____	1999,00,01,02	Koch, Nate _____	1995	Moe, Jeff _____	1985,86,87,88
Henderson, Mike _____	2004,05,06,07	Koser, M. _____	1931	Moffitt, Howard _____	1932,33,34
Henry, Mike _____	1978,79,80	Kotlow, Jack _____	1931,32,33	Moore, Darryl _____	1997,98
Herwig, Lloyd _____	1944	Krafcsin, Steve _____	1979,80,81	Moore, Larry _____	1973,75
Hettrick, Gene _____	1953	Kremer, Glenn _____	1944	Morgan, Michael _____	1985,86,87,88
Hicks, Wayland _____	1922,23,24	Krumbholz, Gueldner _____	1932,33	Morrissey, L.M. _____	1905,06,08
Hilldreth, Reg _____	1930	Kuhl, Milt _____	1940,41,42	Moses, James _____	1989,90,91,92
Hill, Kent _____	1985,86,87,88	Kunkel, Fred _____	1935	Mowry, Joseph _____	1930,31
Hill, Wendell _____	1941,42	Kunnert, Kevin _____	1971,72,73	Mundt, Frank _____	1958,59
Hobbs, Robert _____	1938,39			Murray, Kenyon _____	1993,94,95,96
Hodge, James _____	1969,70				
Hogan, Ralph _____	1926,27	-L-		-N-	
Hogan, Ryan _____	2001,02	LaPrince, Candy _____	1973,74	Nau, Earl _____	1958
Hohenhorst, Fred _____	1938,39	Laude, James _____	1923,24,25	Neari, Nick _____	2010
Horner, Jeff _____	2003,04,05,06	Lauer, C.F. _____	1931	Nelson, Donald _____	1960,61,62
Horton, Ed _____	1986,87,88,89	Lawson, Fred _____	1928	Nelson, Frank _____	1969
Hughes, Tom _____	1944	Leeka, Seward _____	1929	Nelson, Irving _____	1929
Humphrey, James _____	1943	Leo, Richard _____	1912,13	Nesmith, Gene _____	1943
Hyland, Mark _____	1909	Leslie, Chauncey _____	2002,03	Nevin, John _____	1914,15
		Lester, Ronnie _____	1977,78,79,80	Newton _____	1904
-I-		Licklitter, John _____	2009,10	Nicolaus, Leo _____	1919,20
Ingram, Michael _____	1989,90	Lind, Thomas _____	1938,39,40	Norman, Ronald _____	1967,68
Ingram, Patrick _____	2013	Logan, William _____	1954,55,56	Norman, Tom _____	1977,78,79
Irvine, Howard _____	1939	Lohaus, Brad _____	1983,84,86,87	Norton, D.A. _____	1908
Ives, Dick _____	1944,45,46,47	Lohman, Carl _____	1921,22	Norton, Randy _____	1979,80
		Looby, Kurt _____	2007,08	Novak, Joel _____	1961,62
-J-		Lookingbill, Wade _____	1989,90,92,93		
Jaacks, Jacob _____	1999,00	Lorenz, Gary _____	1961,62	-O-	
Jacobson, L.M. _____	1914,15	Lorenzen, Al _____	1985,86,87,88	O'Brien, James _____	1942,43
Janse, Hector _____	1923,24,25	Luehrsmann, Ryan _____	1997,98,99,00	O'Connor, Jim _____	1992
Jarnagin, Charles _____	1952,53,54	Lundstedt, Robert _____	1943	Oglesby, Josh _____	2012,13,14
Jebens, Herbert _____	1929,30	Lusk, Gary _____	1970,71,72	Okey, Sam _____	1999
Jenkins, Albert _____	1917	Lyon, Terry _____	1963	Olaseni, Gabriel _____	2012,13,14
Jensen, H.C. _____	1924			Oliver, Dean _____	1998,99,00,01
Jensen, Richard _____	1968,69,70	-M-		Olson, Gary _____	1964,65,66
Jepsen, Les _____	1987,88,89,90	Magnusson, Floyd _____	1944,47,48,49	Olson, Merrill _____	1918,19
Jessen, Joel _____	1964,66	Magnusson, Jim _____	1976	Olsthoorn, Larry _____	1977,78
Jewell, Mark _____	1987,88	Maiden, Sidney _____	1912,13		
John Lewis, Americus _____	1957	Marble, Roy _____	1986,87,88,89	-P-	
Johnson, Dennis _____	1981	Marble, Roy Devyn _____	2011,12,13,14	Palmer, David _____	2008,09
Johnson, John _____	1969,70	Marsh, Ed _____	1945	Parker, Larry _____	1973,74,75,76
Johnson, Justin _____	2007,08	Martel, Augustine _____	1955,56,57	Parker, Tom _____	1948,49
Johnson, Roy _____	1954,55,57	Mason, Charles _____	1946,47,48,49	Parsons, Charles _____	1913,14,15
Johnson, Sam _____	1936,37,38	Mau, Robert _____	1953	Parsons, Harry _____	1902,03,04
Jok, Peter _____	2014	May, Eric _____	2010,11,12,13	Pauling, Dennis _____	1964,65,66
Jones, Bill _____	1985,86,87,88	Mayfield, William _____	1976,77,78,79	Payne, Cully _____	2010,11
Jones, Gerry _____	1965,67	Mays, Archie _____	1975,76	Payne, Michael _____	1982,83,84,85
Jorgensen, Noble _____	1946,47	McCabe, Zach _____	2011,12,13,14	Payne, Thomas _____	1956
		McCarty, Steven _____	2012	Peebles, George _____	1964,65,66
-K-		McCausland, Kent _____	1996,97,98,99	Perkins, Lewis _____	1965,66,67
Kaufmann, Robert _____	1920,21	McConnell, Charles _____	1925,26,27	Perrine, J.O. _____	1907,08,09
Kelley, Scott _____	1977,78	McConnell, Jim _____	1957,58	Pervall, Christopher _____	1965,66
Kelly, Jake _____	2008,09	McGilmer, Benjamin _____	1966,69,70	Peterson, Bryce _____	1999
Kerwick, Joe _____	1915	McGovney, Richard _____	1921	Peterson, Jeff _____	2008,09
Kewney, Lester _____	1960	McGrath, Rolly _____	1966,67,68	Peth, Dick _____	1976,77,78,79
Kimm, Josh _____	2003	Melhaus, Douglas _____	1962,63	Phelps, Van _____	1977
King, Bruce _____	1975,76,77	Messick, Gerald _____	1962,63	Phillips, Chris _____	1967,68,69
King, Waymond _____	1981,82,83,84	Metcalfe, Leonard _____	1947,48	Phillips, Gordon _____	1926
Kingsbury, Chris _____	1994,95,96	Meyer, Kyle _____	2013,14	Pierce, Pierre _____	2002,04
Kingsbury, E.M. _____	1904	Millard, Russ _____	1993,94,95,96	Plett, Charles _____	1939
Kinnan, Robert _____	1928,29,30	Miller, Harold _____	1926	Plunkitt, Doyle _____	1928,29
		Miller, Robert _____	1953		

Postels, Ned _____ 1944,45,46
 Prasse, Erwin _____ 1938, 39,40
 Price, Jason _____ 1999,00
 Purcell, Thomas _____ 1961

-R-

Rabenold, Scott _____ 1998
 Raffensperger, Leonard _____ 1925
 Ramos, Antonio _____ 1999
 Ramsell, William _____ 2006
 Rand, Ben _____ 2004
 Range, Joey _____ 1999
 Reaves, Michael _____ 1985,86,87,88
 Rebholz, Mike _____ 1999
 Recker, Luke _____ 2001,02
 Reddington, Joe _____ 1961,62,63
 Reed, Carlton _____ 2005,06
 Reed, Dale _____ 1990
 Reiner, Jared _____ 2001,02,03,04
 Reinhardt, Julian _____ 1930,31
 Rickert, Christopher _____ 2012,13
 Riddle, Fred _____ 1963,65
 Ridley, Gerald _____ 1953,54,55
 Riecks, Richard _____ 1949,50
 Riegert, Marshall _____ 1931,32,33
 Roach, David _____ 1962,63,64
 Robinson, Alvin _____ 1996,97
 Rodgers, James _____ 1963,64,65
 Rogers, A. _____ 1931,32
 Rogge, George _____ 1929
 Rosenthal, Sid _____ 1935,36
 Ross, Charles _____ 1902,03,04
 Rost, Murray _____ 1951
 Rowat, Lynn _____ 1971,72
 Ruck, Fred _____ 1950,51
 Rucker, Guy _____ 1997,98,99
 Runge, Dennis _____ 1960,61
 Ryden, Hugo _____ 1909,10,11

-S-

Sallander, F.W. _____ 1911,12
 Schebler, Joseph _____ 1959,60
 Schenck, C.P. _____ 1902,03,04,05
 Scheuerman, Milton _____ 1954,55,56
 Schiff, Loren _____ 1916,17
 Schmidt, Chris _____ 1911,12
 Schoof, William _____ 1954,55,56
 Schraut, James _____ 1994
 Schulte, H.H. _____ 1913
 Schulz, Bob _____ 1945,48,49,50
 Schulze, Thomas _____ 1969,70
 Schwartz, Frederic _____ 1935,36
 Scott, Cortney _____ 2001
 Scott, Matt _____ 1990
 Seaberg, George _____ 1957,58
 Seaberg, William _____ 1954,55,56
 Sebolt, Frank _____ 1956,57
 Selzer, Ben _____ 1932,33,34
 Settles, Jess _____ 1994,95,96,99
 Shaw, Richard _____ 1961,62,63
 Shay, Jason _____ 1995
 Shimek, Frank _____ 1920,21,22

Siegel, Vic _____ 1940,41,42
 Siglin, Paul _____ 1940,41
 Simmons, Vernon _____ 1997,98
 Skea, William _____ 1963,64
 Skillett, Kevin _____ 1993,94,95
 Skinner, Troy _____ 1989,90,91,92
 Smith, Floyd _____ 1911
 Smith, Jason _____ 1999,00,01
 Smith, Kevin _____ 1991,92,93
 Smith, Tyler _____ 2007
 Snedeker, Dave _____ 1984,85
 Soderquist, Rudy _____ 1940,41,42
 Sonderleiter, Sean _____ 2001,02,03
 Spencer, Jack _____ 1944,45,47,48
 Speraw, Kirk _____ 1978,79
 Spradling, Robert _____ 1929,30
 Spurgeon, Kurt _____ 2003,04
 Stange, Kurt _____ 1983,84
 Stenger, William _____ 1953
 Stephens, Ben _____ 1937,38,39
 Stewart, Walter _____ 1908,09,10
 Stoermer, Jordan _____ 2011
 Stokes, Darius _____ 2011,12,13,14
 Stokes, Greg _____ 1982,83,84,85
 Story, Sid _____ 1941
 Stover, S.K. _____ 1902,03
 Straatsma, Stan _____ 1945,47,48,49
 Street, Chris _____ 1991,92,93
 Stubbs, Branden _____ 2011,12
 Suesens, Kenneth _____ 1936,37,38
 Sullinger, Harold _____ 1972
 Swaney, H.J. _____ 1932
 Szykowny, Matthew _____ 1961,62

-T-

Tate, Cyrus _____ 2007,08,09
 Tedesky, Bob _____ 1945
 Terrones, B.J. _____ 1999
 Thomas, Doug _____ 2005,06
 Thomas, Floyd _____ 1910,11
 Thomas, Leon _____ 1974,75
 Thompson, Alex _____ 2005,06
 Thompson, Edwin _____ 1936,37
 Thompson, Herbert _____ 1951,52,53
 Thompson, Ray _____ 1989
 Thompson, Rod _____ 1999,00,01,02
 Thompson, Scott _____ 1974,75,76
 Thomsen, Theron _____ 1943,46
 Trickey, Ben _____ 1941,42,43
 Tubbs, Brig _____ 1989,90,91,92
 Tucker, Anthony _____ 2009
 Twogood, Forest _____ 1927,28,29

-U-

Ukah, Okey _____ 2014
 Uknes, Charles _____ 1943
 Uthoff, Jarrod _____ 2013,14

-V-

Vacanti, Sam _____ 1943
 VanDeusen, George _____ 1925,26,27
 VanYsseldyk, Joe _____ 1936,37,38
 Vaughan, Reggie _____ 1973
 Venik, Harry _____ 1967
 Vidnovic, Glenn _____ 1968,69,70
 Vollers, Robert _____ 1948,49,50
 VonLackum, John _____ 1916,17,18
 VonLackum, W.H. _____ 1914,15,16

-W-

Waite, Steve _____ 1978,79,80,81
 Walsh, Matt _____ 1936,37
 Walter, Donald _____ 1944
 Warren, Chris _____ 2003
 Washington, Bob _____ 1958,59
 Washington, Nate _____ 1974
 Watkins, John _____ 1948
 Webb, Jay _____ 1990,91,92,93
 Weiss, Albert _____ 1949
 Westen, Kelly J. _____ 1988
 Wessels, Brett _____ 2007
 Wheeler, Bill _____ 1940,41,42
 White, Aaron _____ 2012,13,14
 White, David _____ 1967,68
 White, Michael _____ 1995
 Wieck, Justin _____ 2005,06
 Wier, Murray _____ 1945,46,47,48
 Wilcox, Francis _____ 1927,28,29
 Wilkinson, Clayton _____ 1945,46,47
 Wilkinson, Herbert _____ 1945,46,47
 Williams, Joe _____ 1957
 Williams, John Carl _____ 1999,00
 Williams, Rick _____ 1972,73
 Williams, Sam H. _____ 1967,68
 Williams, Sam W. _____ 1971
 Williamson, Charles _____ 1930,31,32
 Wilson, George _____ 1905
 Winters, James _____ 1991,92,93,94
 Wischmeier, Bob _____ 1945
 Wishmier, Jack _____ 1945,48
 Woodbury, Adam _____ 2013,14
 Woods, Michael _____ 1960
 Woolridge, Andre _____ 1995,96,97
 Wordlaw, Clarence _____ 1957,58,59
 Worley, Glen _____ 2001,02,03,04
 Worth, Earl _____ 1920
 Wright, Gerry _____ 1985,86,87
 Wulfsberg, Cal _____ 1976,77

-Z-

Zager, Ronald _____ 1960

0	Crawford, Josh 2007 Olaseni, Gabriel 2012,13,14	6	Adams, John	14	Banks, Andre 1983,84,85,86 Bastian, Edward 1964,65,66 Bergman, Joe Bonk, Mike Boyle, Greg 1978,79,80,81 Faes, Don Fritz, Harlan Hairston, John 1974,75,76,77 Jaacks, Jacob 1999,00 Jones, Bill 1985,86,87,88 Jones, Clarence Kingsbury, Chris 1994,95,96 Kitchen, Clyde McCarty, Steven 2012 McGilmer, Benjamin 1966,69,70 O'Conner, Jim 1992 Reimers, Robert Snyder, Doug Wessels, Brett 2007 Williams, Sam W. 1971	21	Cain, Carl 1954,55,56 Wiese, Richard
00	Kimm, Josh 2003	7	Davis, McKinley 1952,53,54,55	15	Bawinkel, Devan 2009,10 Bohall, Dan 2008 Breedlove, Huston 1966,67,68 Brownlee, Jack 2004,05 Carfino, Steve 1981,82,83,84 Davis, Rodell 1990,91,92 Diehl, Robert 1951 Fegebank, Neil 1972,73,74 Gomes, Marcelo 1999,00 Howell, Harold Magnusson, Jim 1976 McCabe, Zach 2011,12,13,14 Nelson, Don 1960,61,62 Nelson, Frank 1969 Rodgers, James 1963,64,65 Speraw, Kirk 1978,79 Waller, Bob	22	Brawner, Gene Seaberg, William 1954,55,56
1	Basabe, Melsahn 2011,12,13,14 DeWitz, Nick 2004 Griffin, Rob 2006 Haluska, Adam 2005,06,07 Leslie, Chauncey 2002,03 Tucker, Anthony 2009,10	8	Rost, Murray 1951	16	Greene, Herald (Skip) 1950,51,52 Davis, McKinley 1952,53,54,55 Paul, Norman	23	Arens, Mike 1980 Armstrong, Maclay Clifton, Robert 1950,51,52 Davis, Jermain 2009 Davis, Ricky 1998 Dull, Michael 1960 Hallstrom Jim 1978 Harris, Tom Henderson, Duez 1999,00,01,02 Johnson, Dennis 1981 Johnson, Roy 1954,55,57 Jones, Gerry 1965,67 Marble, Roy 1986,87,88,89 Mays, Archie 1975,76 Roach, Dave 1962,63,64 Speraw, Kirk 1978,79 Stange, Kurt 1983,84 Schulz, Bob 1945, 48, 49 Thomas, Doug 2005,06 Ukah, Okey 2014 Winters, James 1991,92,93,94
2	Hogan, Ryan 2001,02 Horner, Jeff 2003,04,05,06 Oglesby, Josh 2012,13,14 Palmer, David 2008-09 Stoermer, Jordan 2011	9	Adams, John Agnew, Richard 1966,67,68 Armstrong, B.J. 1986,87,88,89 Conway, George 1969,1971 Gesell, Mike 2013,14 Hawthorne, Lester 1954,55,56 King, Waymond 1981,82,83,84 LaPrince, Candy 1973,74 Norton, Randy 1979,80 Smith, Kevin 1991,92,93 Speraw, Kirk 1978,79 Wulfsberg, Cal 1976,77	17	Mau, Robert 1953	24	Brown Jr, Fred 1970,71 Cartwright, Bryce 2011,12 Fuller, Aaron 2009 Grabinski, Ken 1970,71,72 Hakeman, Dennis 1974 Hansen, Bob 1980,81,82,83 Ingram, Patrick 2013 Jessen, Joel 1964,66 Johnson, Justin 2007,08 Luehrsmann, Ryan 1997,98,99,00 Martel, Augustine 1955,56,57 Mayfield, William 1976,77,78,79 McConnell, Jim 1957,58 Morgan, Michael 1985,86,87,88 Moses, James 1989,90,91,92 Philips, Chris 1967,68,69 Recker, Luke 2001,2002 Roeder, Richard Schantz, Mark Stark, Paul Thompson, Leon 1974,75
3	Adams, Drew 2007 Bauer, Jason 1997,98,99 Bonk, Mike Cox, Cody 2012 Gould, Joe 1971 Hodge, Jim 1969,70 Jok, Peter 2014 McAndrew, Jim Mundt, Frank 1958,59 Murray, Kenyon 1993,94,95,96 Payne, Cully 2010,11 Perkins, Lewis 1965,66,67 Pierce, Pierre 2002,04 Reed, Dale 1990 Sumpter, Cliff Westen, Kelly 1998 White, Dave 1967,68 Wright, Gerry 1985,86,87	10	Boyd, Brody 2001,02,03,04 Choules, Tom Cox, Cody 2011 Freeman, Tony 2006,07,08 Fullard, Ken 1984,85 Harring, Richard 1959 Lusk, Gary 1970,71,72 Moore, Larry 1973,75 Norman, Ronald 1967,68 Nugent, Thomas Pauling, Denny 1964,65,66 Price, Jason 1999,00 Reaves, Michael 1985,86,87,88 Rickert, Christopher 2012,13 Sebolt, Frank 1956,57 Skillett, Kevin 1993,94,95 Skinner, Troy 1989,90,91,92 Szykowny, Matt 1961,62	18	Cochrane, Everett 1951,52 Hettrick, Gene 1953	25	Berkenpas, Todd 1982,83,84,85 Chapman, Tom, Jr. 1965,66,67 Gebhard, Bob Gunter, Dave 1957,58,59 Hankins, Andrew 1962,63,64 Horton, Ed 1986,87,88,89 Liston, John May, Eric 2010,11,12,13 Reed, Carlton 2005,06 Schroeder, Gregg Simmons, Vernon 1997,98 Sumpter, Cliff Thompson, Herbert 1951,52,53 Vaughan, Reggie 1973
4	Angelino, Glenn 1971,72,73 Angle, J.R. 2005, 07,08,09 Banks, Andre 1983,84,85,86 Freese, Jim Garner, Brian 1989 Heitman, Mike 1958,59,60 Helgens, Jim Jensen, Richard 1968,69,70 Marble, Roy Devyn 2011,12,13,14 Mays, Archie 1975,76 Pervall, Christopher 1965,66 Settles, Jess 1994,95,96,99 Stenger, William 1953 Woods, Mike 1960 Worley, Glen 2001,02,03,04	11	Bollman, Dave Cahalan, Joe DeGunther, Dick Lester, Ronnie 1977,78,79,80 Magnusson, Jim 1976 Sebolt, Frank 1956,57 Williams, Joe 1957	19	Barnes, Val 1991,92,93 Brommer, Andrew 2009,10,11,12 Darsee, Jon 1980,81,82 John-Lewis, Americus 1957 Kennedy, Ryan Messick, Gerald 1962,63 Miller, Robert 1953 Moe, Jeff 1985,86,87,88 Oliver, Dean 1998,99,00,01 Peth, Dick 1976,77,78,79 Rand, Ben 2004 Uthoff, Jarrod 2014 Warren, Chris 2003		
5	Bruns, Dennis Casey, Bart 1985,86,87 Clemmons, Anthony 2013,14 Gatens, Matt 2009,10,11,12 Gottschalk, Gary 1966,67 Hankins, Andrew 1962,63,64 King, Waymond 1981,82,83,84 Maher, Dave Okey, Sam 1999 Reiner, Jared 2001,02,03,04 Slater, Ray Thompson, Alex 2005,06 Woolridge, Andre 1995,96,97	12	Allen, Frank Denning, Kyle 2012,13,14 Fermino, Joe 2000,01 Fort, Johnny 1984 Glasper, Mon 'ter 1993,94,95,96 Hitchcock, Neil Kewney, Lester 1960 Lusk, Paul 1970,71,72 Messick, Gerald 1962,63 Neari, Nick 2010 Rucker, Guy 1997,98,99 Sayre, T.J. 2011 Wetzel, Mark White, Dave 1967,68 Wieck, Justin 2005,06	20			

26	Crookham, Carter Hegg, Peer Roeder, Dick	1957
27	Darling, Charles	1950,51,52
28	Ridley, Gerald	1953,54,55
29	Hettrick, Gene	1953
30	Arnold, Kenny Carter, John Chime, Phil Frost, Dan Galloway, Kyle Gordon, Robert Kitchen, Clyde Kelley, Jim Kelley, Scott Peterson, Jeff Purcell, Tom Spurgeon, Kurt Ursery, Kurt Washington, Bob White, Aaron	1954,55,56 1994,95 1975,76 1998,00,01 1977,78 2008,09 1961 2003,04 1958,59 2012,13,14
31	Dorsey, Benjamin Logan, William	1954,55,56
32	Brookins, Vincent Brown, Fred Dennard, Jerry Evans, Reggie Jarnagin, Charles Jewell, Mark Johnston, Larry Kelly, Jake McCausland, Kent Parker, Larry Pervall, Chris Snedeker, Dave Stubbs, Branden Thompson, Ray Wordlaw, Clarence Worley, Glen	1978,79,80,81 1970,71 1982,83 2001,02 1952,53,54 1987,88 2008,09 1996,97,98,99 1973,74,75,76 1965,66 1984,85 2011,12 1989 1957,58,59 2001,02,03,04
33	Frost, Terry McBride, Dan Miller, Thomas Moore, Larry Nelson, John Schoof, William	1975,76 1969,70,71 1973,75 1954,55,56

34	Anderson, Craig Carpenter, Robert Hansen, Erik Jensen, Merle Koberg, Kerry Lickliter, John Lookingbill, Wade Mehlhaus, Doug Mittelberg, Kent Norman, Tom Range, Joey Smith, Tyler Stokes, Darius Thompson, Scott Toland, Trevor Woodbury, Adam	1981,82,83,84 1959 2004,05,06 1998 2009,10 1989,90,92,93 1962,63 1977,78,79 1999 2007 2011,12 1974,75,76 2013,14
35	Archie, Devon Border, Lee Boyle, Bryan Buckles, Kenneth Gamble, Kevin George, Robert Henderson, Mike Rabenold, Scott Rathert, Keith Stokes, Darius Sullinger, Harold	2010,11,12 1983,84 1952,53 1986,87 1954,55,56 2004,05,06,07 1998 2013,14 1972
36	McConnell, Jim Ridley, Gerald	1957,58 1953,54,55
37	Berry, Henry Davidson, Army Meeker, Ray Pitts, Gene	
38	Duncan, Douglas Harring, Richard	1954,55 1959
39	Williams, Joe	1957
40	Boyle, Kevin Drake, Terry Hill, Kent Hazley, Omar Magnusson, Jim McCauley, Bob Perkins, Lewis Ritter, Richard Seaberg, William Street, Chris	1979,80,81,82 1975,77,78 1985,86,87,88 1969,70,71 1976 1965,66,67 1954,55,56 1991,92,93
41	Reichow, Jerry Seaberg, William Stokes, Greg	 1954,55,56 1982,83,84,85
42	Bowen, Ryan Cuthpert, Curtis Dollmeyer, Greg Hairston, John	1995,96,97,98 2003 1947,75,76,77

Henry, Mike McGrath, Rolly Meyer, Kyle Novak, Joel Payne, Michael Payne, Thomas Phelps, Van Ramos, Antonio Riddle, Fred Rowat, Lynn Thomas, Leon Ward, Ivory Webb, Jay	1978,79,80 1966,67,68 2013,14 1961,62 1982,83,84,85 1956 1977 1999 1963,65 1971,72 1974,75 1990,91,92,93	
43	Calabria, Chad Lorenz, Gary Phelps, Van Rosborough, Jim Smith, Jason Swift, Larry Tubbs, Brig Williams, Rick Washington, Nate	1968,69,70 1961,62 1977 1999,00,01 1989,90,91,92 1972,73 1974
44	Banaszek, Kenneth Bartels, Jim Brunner, Greg Cougill, Brennan Gannon, Mark Hargrave, Clay Heitman, Michael Koch, J.R. Kunnert, Kevin Leffingwell, Hugh Lorenzen, Al McGilmer, Benjamin Nau, Earl Reddington, Joe Tate, Cyrus Vidnovic, Glenn Worley, Glen	1964,65 1991,93,94,95 2003,04,05,06 2010 1980,81,82,83 1976,77,78 1958,59,60 1996,97,98,99 1971,72,73 1985,86,87,88 1966,69,70 1958 1961,62,63 2007,08,09 1968,69,70
45	Gentry, Nolden Ingram, Michael Johnson, John Moore, Darryl Peeples, George Rogers, Vic Shaw, Richard Williams, John Carl	1958,59,60 1989,90 1969,70 1997,98 1964,65,66 1961,62,63 1999,00
46	Scheuerman, Milton	1954,55,56
50	Bullard, Matt Cole, Jarryd Gatens, Mike Heller, Mike McCausland, Mac Olsthoorn, Larry Robinson, Alvin Schebler, Pete Skea, William Slaughter, Don	1989,90 2008,09,10,11 1974,75,76 1980 1977,78 1996,97 1963,64

51	Breedlove, Huston Denoma, Mike Gomes, Marcelo Jepsen, Les Miranda, Joe Mims, Fred Petratis, Stan Rebholz, Mike Venik, Harry	1966,67,68 1963,64,65 1999,00 1987,88,89,90 1969 1972 1999 1967
52	Angersola, Ken Carver, Mike Crum, Fred Haberecht, Fred Hallstom, Jim Hegg, Peer Looby, Kurt Millard, Russ Olson, Gary Riddle, Fred Runge, Dennis Schulze, Tom Scott, Cortney Thomas, Leon Waite, Steve	1973 1975,76 1978 1957 2007,08 1993,94,95,96 1964,65,66 1963,65 1960,61 1969,70 2001 1974,75 1978,79,80,81
53	Collins, James Gorney, Seth Haberer, Brian Lyon, Terry Nielsen, Steve Sonderleiter, Sean Williams, Sam H. Worley, Glen Zagar, Ronald	1972,73,74 2005,06,07,08 1998 1963 2001,02,03 1967,68 1960
54	King, Bruce Krafcsin, Steve Lohaus, Brad Rucker, Guy	1975,76,77 1979,80,81 1983,84,86,87 1997,98,99
55	Earl, Acie Helmers, Greg Rathert, Keith	1990,91,92,93 1995,96,97,98
57	Gunther, Dave	1957,58,59

Note: Player jersey numbers were compiled recently and may not include some numbers from the early years of Iowa basketball.

The Hawkeye Visions Endowment Program: Hawkeye Visions is an on-going campaign, which seeks to build an endowment capable of covering the cost, via earnings, of UI student-athlete scholarships. The program currently includes almost 200 scholarships ranging from fully endowed scholarships, partially endowed, in development or scholarships pledged via an estate gift. The following Visionary and Leadership Scholarships will be awarded for the 2013-14 academic year.

Visionary Level Scholarships

Beth and Bob Allsop Point Guard Scholarship
 Ray Carlson Lineman Scholarship
 Fritz and Mary Lee Duda Hawkeye Spirit Scholarships
 Mark Falb Quarterback Scholarship
 Bill and John Fenton Football Scholarship
 George C. and Nora Foerstner Memorial Football Scholarships
 Russ and Ann Gerdin Family Football Scholarships
 Russ and Ann Gerdin Family Men's Basketball Scholarships
 Russ and Ann Gerdin Family Women's Basketball Scholarship
 Russ and Ann Gerdin Family Wrestling Scholarship
 Russ and Ann Gerdin Family Athletic Scholarship

Leonard A. and Marlene S. Hadley Center Football Scholarship
 Robert G. and Annalee Jacoby Hockridge Wrestling Scholarship
 Jim and Rhonda Juhlin Men's Basketball Scholarship
 Gus and Theo Mastrogany End Scholarship
 Robert W. and Jean C. Otilie Athletic Scholarship
 John and Peg Slusher Softball Catcher Scholarship
 Arthur E. Stanley Football Scholarships
 Chris Street Memorial Men's Basketball Scholarship
 Dale L. Tieden Football Scholarships
 Henry B. and Patricia B. Tippie Athletic Scholarships
 Jim and Susan Woods Offensive Lineman Scholarship

Leadership Level Scholarships

Dr. C. F. "Larry" and Lois Barrett Football Scholarship
 Micheal and Patricia Beal Women's Basketball Scholarship
 John and Ruth Beckman Scholarships
 P. Sue Beckwith, M. D. , Women's Basketball Scholarship
 P. Sue Beckwith, M. D. , Rowing Scholarship
 Warren and Harriet Berman Family Football Scholarship
 Warren and Harriet Berman Family Men's Basketball Scholarship
 Mike Boddicker Baseball Scholarship
 Lester Bookey Memorial Scholarship
 Patty and Tom Buroker Football Scholarship
 Tom and Lori Cardella Football Scholarship
 B. W. "Wayne" Carpenter Football Scholarship
 Carver Scholarship/Slater Award
 Gene and Jennie Clay Football Scholarship
 John and Mary Ann Colloton Men's Basketball Scholarship
 John and Mary Ann Colloton Football Scholarship
 John and Mary Ann Colloton Women's Basketball Scholarship
 John and Mary Ann Colloton Wrestling Scholarship
 Catherine Nacke Cooper Men's Basketball Scholarship
 Tom and Shari Davis Men's Basketball Manager Scholarship
 Doran Family Gymnastics Scholarship
 C. W. "Bump" Elliott Football Scholarship
 Dr. Brent and Ellen Feller Men's Basketball Scholarship
 John Ferentz Memorial Football Scholarship
 Hayden Fry Captain's Scholarship
 Eugene and Pat Gauron Women's Tennis Scholarship
 Al Grady Memorial Football Scholarship
 Donald W. and Marilyn Heineking Baseball Scholarship
 Donald W. and Marilyn Heineking Football Scholarship
 Donald W. and Marilyn Heineking Men's Cross Country/Track Scholarship
 Donald W. and Marilyn Heineking Men's Basketball Manager's Scholarship
 Donald W. and Marilyn Heineking Softball Scholarship
 Donald W. and Marilyn Heineking Volleyball Scholarship
 Donald W. and Marilyn Heineking Women's Basketball Scholarship
 Donald W. and Marilyn Heineking Wrestling Scholarship
 Theo and Glenda Hitchens Football Scholarship
 Theo and Glenda Hitchens Men's Basketball Scholarship
 James Hoak Men's Golf Scholarship
 Iowa Style Wrestling Scholarship
 Richard O. Jacobson Football Scholarship
 Johnson County I-Club Football Scholarship
 Johnson County I-Club Wrestling Scholarship
 Bud and Georgia Johnson Women's Basketball Scholarship
 Nile Kinnick Leadership Scholarship

Nile Kinnick Memorial Scholarships
 Nile Kinnick Scholarship for Women
 Ron and Carol Kirchoff Men's Basketball Scholarship
 W. A. Krause Football Scholarship
 Gary Kurdelmeier Wrestling Scholarship
 Robert and Dorothy Lee Scholarship
 Jack and Ailene Liechty Men's Golf Scholarship
 Jack and Ailene Liechty Football Scholarship
 Jack and Ailene Liechty Men's Basketball Scholarship
 Jack and Ailene Liechty Women's Basketball Scholarship
 Linn County I-Club Football Scholarship
 Brad and Anne Lohaus Men's Basketball Scholarship
 Paul Mason Memorial Scholarship
 Bob and Jo Lynne Meskimen Family Football Scholarship
 Terry and Susan Mulligan Football Scholarship
 Terry and Susan Mulligan Men's Swimming Scholarship
 Bucky O'Connor Men's Basketball Scholarship
 Bucky O'Connor Men's Golf Scholarship
 Dennis and Donna Oldorf Athletic Scholarship
 Robert and Ruth Olson Football Scholarship
 Bob and Dorothy Otto Football Scholarship
 Dave Paulson Baseball Scholarship
 Whitey and Grace Piro Football Scholarship
 William and Kay Pitlik Wrestling Scholarship
 William and Kay Pitlik Football Scholarships
 William and Kay Pitlik Softball Scholarship
 William and Kay Pitlik Women's Basketball Scholarship
 William and Kay Pitlik Field Hockey Scholarship
 Polk County I-Club Football Scholarship
 Polk County I-Club Softball Scholarship
 Rigler Family Football Scholarship
 Bob Root Memorial Football Scholarship
 Stella Wolff Sanford Women's Scholarship
 Douglas D. Schnoebelen Women's Basketball Scholarship
 John and Dorothy Sill Wrestling Scholarship
 Roland and Esther Smith Men's Athletic Scholarships
 Roland and Esther Smith Women's Athletic Scholarships
 Barbara G. and Professor Ralph I. Stephens Women's Basketball Scholarship
 Marshall Stewart Athletic Scholarship
 Dennis and Janice Oliver Strang Football Scholarship
 John Streif Men's Basketball Scholarship
 Ben Trickey Memorial Scholarship
 Raymond K. and Susan K. Vawter Football Scholarship
 W. David Ward Football Scholarship
 Earl and Edna Yoder Football Scholarship

The Hawkeye Visions Endowment Program: Investing in a Winning Future!

To make a gift or for more information about the Hawkeye Visions Endowment Program, please contact Sloane R. Tyler, Director of Development, (319) 467-3410 or (800) 648-6973. The UI Foundation is the preferred channel of support for private contributions to all areas of The University of Iowa.

Athletic Endowed Scholarship Gift Levels

Visionary Scholarship: \$400,000 example: The Jane Doe Women's Basketball Point Guard Scholarship
Leadership Scholarship: \$200,000 example: The Doe Family Women's Basketball Scholarship
Sustaining Scholarship: \$50,000 example: The John and Jane Doe Athletic Scholarship

*For a complete list of ALL named, endowed scholarships currently awarded, please visit jointheclub.com