

2013-14 IOWA HAWKEYE BASKETBALL GAME NOTES



3 Final Fours
8 Big Ten Championships
2 Big Ten Tournament Titles



GAME 6 // XAVIER (5-0) vs. #23 IOWA (5-0)
Thursday, Nov. 28, 2013 • 6 p.m. (CT)
Nassau, Bahamas • Imperial Arena
Radio: Hawkeye Radio Network; Sirius 85 and XM 85
Radio Talent: Jim Albracht (pxp), Bob Hansen (analyst)
TV: NBC Sports Network
Announcers: Terry Gannon, Stan Van Gundy, and Kenny Rice
Live Stats / Audio: hawkeyesports.com

Iowa Athletic Communications
 5300 Carver-Hawkeye Arena, Iowa City, IA 52242
 Phone: 319-335-9411 • Fax: 319-335-9417
hawkeyesports.com • hawkeyebasketball.com
MBB CONTACT: MATTHEW WEITZEL
 office: 319-335-6590 • cell: 319-430-8176
 email: matthew-weitzel@hawkeyesports.com
 Twitter: @BigWeitz

2013-14 Schedule / Results
5-0 Overall, 0-0 Big Ten

Nov. 8	UNC Wilmington	W, 82-39
Nov. 10	Nebraska-Omaha	W, 83-75
Nov. 14	Maryland Eastern Shore	W, 109-63
Nov. 17	Abilene Christian	W, 103-41
Nov. 22	Penn	W, 86-55
Nov. 28	vs. Xavier #	6 p.m.
Nov. 29	vs. UTEP / Tennessee #	TBD
Nov. 30	vs. TBD #	TBD
Dec. 3	Notre Dame %	8:15 p.m.
Dec. 7	vs. Drake *	7:30 p.m.
Dec. 9	Farleigh Dickinson	6 p.m.
Dec. 13	at Iowa State +	8:30 p.m.
Dec. 22	Arkansas-Pine Bluff	1 p.m.
Dec. 31	Nebraska	6 p.m.
Jan. 5	at Wisconsin	6:30 p.m.
Jan. 9	Northwestern	8 p.m.
Jan. 12	at Ohio State	12/3:30 p.m.
Jan. 19	Minnesota	Noon
Jan. 22	at Michigan	6 p.m.
Jan. 25	at Northwestern	11 a.m.
Jan. 28	Michigan State	6 p.m.
Feb. 1	at Illinois	6:30 p.m.
Feb. 4	Ohio State	6 p.m.
Feb. 8	Michigan	1 p.m.
Feb. 15	at Penn State	Noon
Feb. 18	at Indiana	8 p.m.
Feb. 22	Wisconsin	11 a.m.
Feb. 25	at Minnesota	6 p.m.
Mar. 1/2	Purdue	7:15/3 p.m.
March 6	at Michigan State	8 p.m.
Mar. 8/9	Illinois	7:30/3:30 p.m.
March 14	at Big Ten Tournament	TBD
March 15	at Big Ten Tournament	TBD
March 16	at Big Ten Tournament	TBD
March 17	at Big Ten Tournament	TBD

all times listed are central
 # -- Battle 4 Atlantis - Nassau, Bahamas
 % -- Big Ten / ACC Challenge
 + -- Iowa Corn Cy-Hawk Series
 * -- Hy-Vee Big Four Classic - Des Moines, Iowa

Pronunciation Guide

Kirk Speraw	SPEAR-awe
Melsahn Basabe	Bah-SAAB-ee
Mike Gesell	GAH-zelle
Peter Jok	JOCK
Josh Oglesby	Oh-gulls-BEE
Gabriel Olaseni	Oh-lah-SHANE-ee
Okey Okah	Oh-Kay Ooh-kuh
Jarrod Uthoff	YOU-toff

AP 23
 USA 23
 RPI 82

IOWA HAWKEYES

2013-14 Record: 5-0
Big Ten Record: 0-0
Head Coach: Fran McCaffery
Career Record: 310-227 (18th year)
Iowa Record: 59-50 (4th year)
STATISTICAL LEADERS
Points: Roy Devyn Marble (14.6)
Rebounds: Aaron White (7.6)
Assists: Roy Devyn Marble (3.8)
Steals: Roy Devyn Marble (3.2)
Blocks: Gabriel Olaseni (2.6)

GAME INFORMATION

Date: Thursday, Nov. 28, 2013
Tip-off: 6 p.m. (CT)
Location: Nassau, Bahamas
Arena: Imperial Arena
TV: NBC Sports Network
Radio: Sirius 85 & XM 85;
Hawkeye Radio Network
 WMT-AM 600 (Cedar Rapids)
 WHO-AM 1040 (Des Moines)
 KXIC-AM 800 (Iowa City)

SERIES
 Series: Series tied, 1-1
 at Neutral Court: Xavier leads, 1-0
 Last Meeting: Nov. 19, 2010 (XU, 86-73)

MULTIMEDIA
 Audio / Live Stats: hawkeyesports.com
 Twitter Updates: @IowaHoops

AP RV
 USA NR
 RPI 29

XAVIER MUSKATEERS

2013-14 Record: 5-0
Big East: 0-0
Head Coach: Chris Mack
Career Record: 95-44 (5th year)
Xavier Record: 95-44 (5th year)
STATISTICAL LEADERS
Points: Semaj Christon (16.4)
Rebounds: Matt Stainbrook (9.2)
Assists: Semaj Christon (5.0)
Steals: Stainbrook/Davis (1.0)
Blocks: Matt Stainbrook (2.6)

Battle 4 Atlantis Storylines

- The Hawkeyes have won four of their first five contests by margins of 30 points or more.
- Iowa has scored 80-plus points in each of its first five games for the fourth time in school history (also 1986-87, 1994-95 & 1997-98).
- Iowa leads the nation in field goal percentage defense (.312), and ranks second in scoring margin (+38.0) and 3-point field goal percentage defense (.164).
- Roy Devyn Marble is two assists shy of becoming only the third Hawkeye to amass 1200+ points, 300+ assists and 350+ rebounds (Dean Oliver and Jeff Horner).
- Iowa is ranked No. 23 in both the USA Today/Coaches and Associated Press polls this week.
- Roy Devyn Marble's 27 points against Abilene Christian vaulted the senior past seven former Hawkeyes in the all-time scoring chart. Marble went from 26th to 19th in one game.
- Sophomore Jarrod Uthoff is averaging 11.8 points (56.3 field goal percentage) and 6.8 rebounds off the bench. Uthoff poured in a game-high 19 points in Iowa's win over Penn.
- Junior Gabriel Olaseni has blocked at least three shots in 3-of-5 games this season.
- Junior Aaron White, who will be playing in the fifth country in five months this week, is one of three Big Ten players to average better than 13.6 points and 7.6 rebounds per game.

Iowa Projected Starting Lineup (Based on last game's starters)

 G • 10 • Mike Gesell 6-1 • 190 • So. • South Sioux City, NE <table border="1"> <tr><th>PTS</th><th>AST</th><th>FG%</th><th>FT%</th></tr> <tr><td>5.0</td><td>3.2</td><td>.375</td><td>.500</td></tr> </table>	PTS	AST	FG%	FT%	5.0	3.2	.375	.500	 F • 30 • Aaron White 6-9 • 220 • Jr. • Strongsville, OH <table border="1"> <tr><th>PTS</th><th>REB</th><th>FG%</th><th>FT%</th></tr> <tr><td>13.6</td><td>7.6</td><td>.649</td><td>.800</td></tr> </table>	PTS	REB	FG%	FT%	13.6	7.6	.649	.800
PTS	AST	FG%	FT%														
5.0	3.2	.375	.500														
PTS	REB	FG%	FT%														
13.6	7.6	.649	.800														
 G • 4 • Roy Devyn Marble 6-6 • 200 • Sr. • Southfield, MI <table border="1"> <tr><th>PTS</th><th>REB</th><th>FG%</th><th>FT%</th></tr> <tr><td>14.6</td><td>2.8</td><td>.404</td><td>.758</td></tr> </table>	PTS	REB	FG%	FT%	14.6	2.8	.404	.758	 F • 1 • Melsahn Basabe 6-7 • 220 • Sr. • Glen Cove, NY <table border="1"> <tr><th>PTS</th><th>REB</th><th>FG%</th><th>FT%</th></tr> <tr><td>7.2</td><td>6.4</td><td>.478</td><td>.700</td></tr> </table>	PTS	REB	FG%	FT%	7.2	6.4	.478	.700
PTS	REB	FG%	FT%														
14.6	2.8	.404	.758														
PTS	REB	FG%	FT%														
7.2	6.4	.478	.700														
		 C • 34 • Adam Woodbury 7-1 • 240 • So. • Sioux City, IA <table border="1"> <tr><th>PTS</th><th>REB</th><th>FG%</th><th>FT%</th></tr> <tr><td>5.6</td><td>5.0</td><td>.435</td><td>.727</td></tr> </table>	PTS	REB	FG%	FT%	5.6	5.0	.435	.727							
PTS	REB	FG%	FT%														
5.6	5.0	.435	.727														



BATTLE 4
ATLANTIS

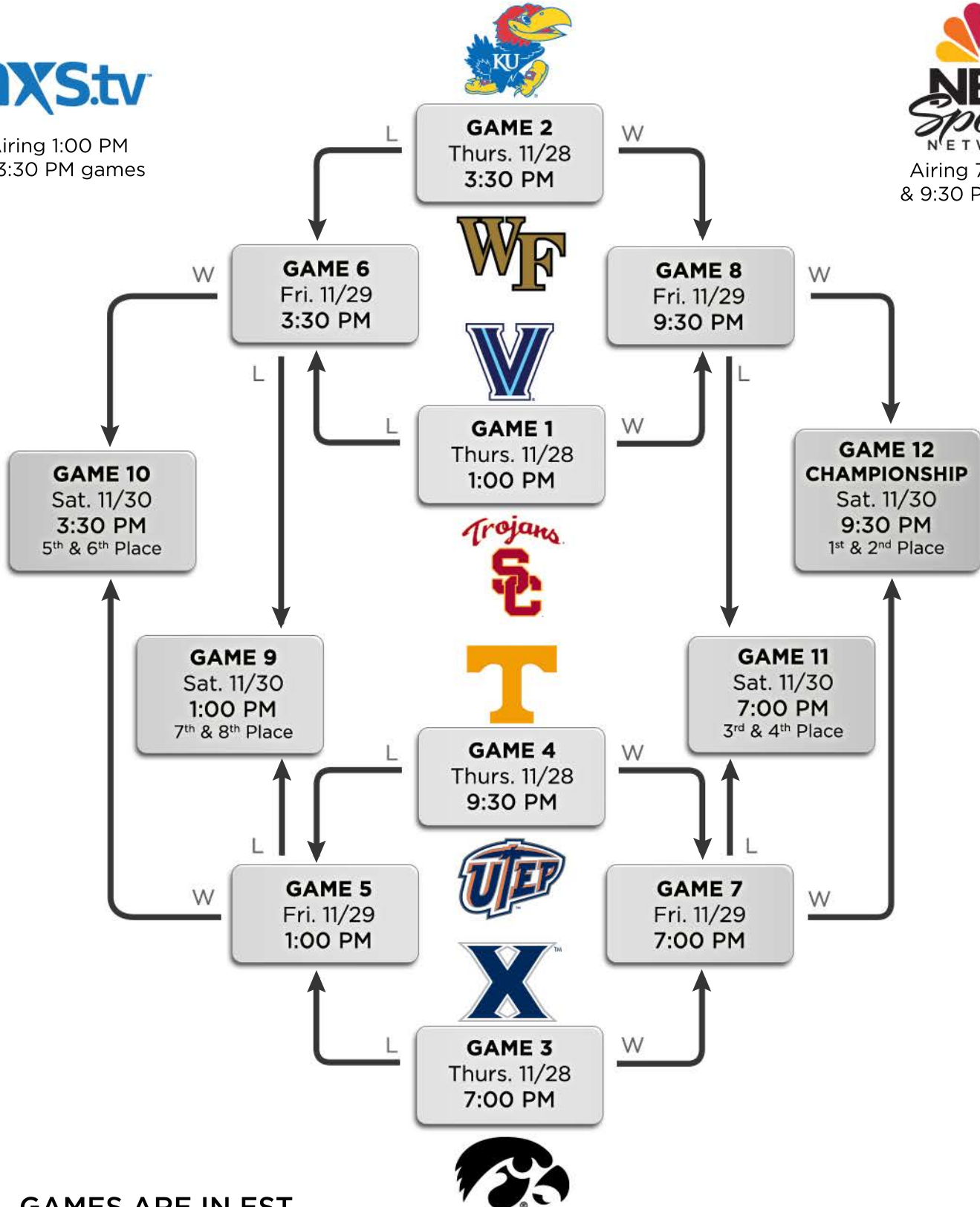
2013 TOURNAMENT BRACKET

axs.tv

Airing 1:00 PM
& 3:30 PM games



Airing 7:00 PM
& 9:30 PM games



ALL GAMES ARE IN EST.

Inside The Numbers

	IOWA	XAVIER
Scoring Average	92.6	79.8
Scoring Defense	54.6	58.8
Scoring Margin	+38.0	+21.0
FG%	.475	.525
FG% Defense	.312	.388
FT%	.742	.599
3-PT FG%	.354	.393
3-PT FG% Defense	.164	.295
Rebound Margin	+10.8	+13.0
Assists Per Game	18.2	16.6
Turnovers Per Game	11.0	12.4
Steals Per Game	9.4	6.6
Blocks Per Game	7.0	5.4

Miscellaneous Statistics

Double-Figure Scoring Games...					
Player	10-11	11-12	12-13	13-14	Career
Roy Devyn Marble	5	23	28	4	60
Aaron White	---	18	26	3	47
Melsahn Basabe	17	14	9	1	41
Zach McCabe	4	10	6	3	23
Mike Gesell	---	---	14	1	15
Josh Oglesby	---	6	6	---	12
Adam Woodbury	---	---	6	---	6
Anthony Clemmons	---	---	4	1	5
Gabriel Olaseni	---	---	1	2	3
Peter Jok	---	---	---	3	3
Jarrold Uthoff	---	---	---	3	3

20-Point Scoring Games...					
Player	10-11	11-12	12-13	13-14	Career
Roy Devyn Marble	---	2	11	1	14
Aaron White	---	2	4	2	8
Melsahn Basabe	5	---	---	---	5
Zach McCabe	---	3	---	---	3
Josh Oglesby	---	2	---	---	2
Mike Gesell	---	---	1	---	1

Double-Figure Rebounding Games...					
Player	10-11	11-12	12-13	13-14	Career
Melsahn Basabe	8	3	5	---	16
Aaron White	---	4	4	1	9
Zach McCabe	---	1	---	---	1
Gabriel Olaseni	---	---	1	---	1
Jarrold Uthoff	---	---	---	1	1

Double-Doubles...					
Player	10-11	11-12	12-13	13-14	Career
Melsahn Basabe	6	3	3	---	12
Aaron White	---	4	4	1	9
Jarrold Uthoff	---	---	---	1	1

4+ Three-Pointer Games...					
Player	10-11	11-12	12-13	13-14	Career
Josh Oglesby	---	3	2	---	5
Roy Devyn Marble	---	1	2	---	3
Zach McCabe	1	---	1	---	2
Mike Gesell	---	---	1	---	1

5+ Assists Games...					
Player	10-11	11-12	12-13	13-14	Career
Roy Devyn Marble	---	11	7	2	20
Anthony Clemmons	---	---	9	1	10
Mike Gesell	---	---	5	1	6

3+ Steals Games...					
Player	10-11	11-12	12-13	13-14	Career
Roy Devyn Marble	---	7	5	3	15
Aaron White	---	2	4	---	6
Mike Gesell	---	---	4	---	4
Anthony Clemmons	---	---	4	---	4
Zach McCabe	1	2	---	---	3

3+ Blocks Games...					
Player	10-11	11-12	12-13	13-14	Career
Melsahn Basabe	4	3	6	---	13
Gabriel Olaseni	---	1	4	3	8
Adam Woodbury	---	---	3	---	3
Aaron White	---	2	1	---	3
Jarrold Uthoff	---	---	---	2	2
Roy Devyn Marble	---	---	1	---	1

2013-14 Margin of Victory/Defeat

Points	1	2	3	4	5	6	7	8	9	10+	15+	20+
Wins	0	0	0	0	0	0	0	1	0	0	0	4
Losses	0	0	0	0	0	0	0	0	0	0	0	0

THE SETTING

Iowa (5-0) travels to the Bahamas this week to participate in the eight-team Battle 4 Atlantis tournament. The Hawkeyes will face Xavier (5-0) from the Big East Conference in the quarterfinals Thursday at 6 p.m. (CT). Iowa will face either Tennessee or UTEP on Friday and an opponent to be determined on Saturday.

All games will take place in Imperial Arena, located at the Atlantis Resort on Paradise Island. This will be the first time that the Iowa men's basketball team will travel to the Bahamas.

ON THE AIR

Radio: Iowa games are broadcast on the Hawkeye Radio Network. Gary Dolphin handles the play-by-play, along with color commentator Bob Hansen. The network includes more than 40 stations that blanket the state of Iowa and include portions of Illinois, Nebraska, Minnesota, Missouri and Wisconsin. The Hawkeye Radio Network coverage includes a 60-minute pregame show.

Television: Thursday night's first-round Battle 4 Atlantis game will be televised nationally on NBC Sports Network (HD). Terry Gannon, Stan Van Gundy, and Kenny Rice will call the action.

IN THE RANKINGS

Iowa is ranked No. 23 in both the USA Today/Coaches and Associated Press rankings this week.

Iowa was ranked in a couple preseason publications and other college basketball insiders: No. 17 in Lindy's Sports; No. 23 by The Sporting News; No. 24 by Blue Ribbon.

HAWKEYES RANK HIGH IN STATISTICS

Iowa leads the Big Ten in seven statistical categories: scoring (92.6), scoring margin (+38.0), 3-point field goal percentage defense (.164), defensive rebounds (33.0), steals (9.4), turnover margin (+6.8), and field goal percentage defense (.312).

The Hawkeyes also rank second in the conference in total rebounds (48.4), blocks (7.0), and assists (18.2).

Iowa ranks first in the nation in field goal percentage defense (.312); second in scoring margin (+38.0) and 3-pt field goal percentage defense (.164); and fourth in fewest fouls (14.0). Individually, Mike Gesell ranks 10th in the nation in assist/turnover ratio (5.3) and Roy Devyn Marble ranks 13th in steals (3.2).

2013-14 Iowa Hawkeye Roster

No.	Name	Pos.	Ht.	Wt.	Yr.	Hometown (High School/College)
0	Gabriel Olaseni	C	6-10	225	Jr.	London, England (Sunrise Christian Academy - Kan.)
1	Melsahn Basabe	F	6-7	220	Sr.	Glen Cove, N.Y. (St. Mark's)
2	Josh Oglesby	G	6-5	208	Jr.	Cedar Rapids, Iowa (Washington)
3	Peter Jok	G	6-6	200	Fr.	West Des Moines, Iowa (Valley)
4	Roy Devyn Marble	G	6-6	200	Sr.	Southfield, Mich. (Lathrup)
5	Anthony Clemmons	G	6-1	195	So.	Lansing, Mich. (Sexton)
10	Mike Gesell	G	6-1	190	So.	South Sioux City, Neb. (South Sioux City)
13	Kyle Denning	G	6-2	160	Jr.	Cedar Falls, Iowa (Northern University HS)
15	Zach McCabe	F	6-7	235	Sr.	Sioux City, Iowa (Bishop Heelan)
20	Jarrold Uthoff	F	6-8	208	So.	Cedar Rapids, Iowa (Jefferson)
23	Okey Ukah	F	6-6	210	Jr.	Iowa City, Iowa (West/Kirkwood CC)
30	Aaron White	F	6-9	220	Jr.	Strongsville, Ohio (Strongsville)
34	Adam Woodbury	C	7-1	240	So.	Sioux City, Iowa (East)
35	Darius Stokes	F	6-7	203	Jr.	Cedar Rapids, Iowa (Linn-Mar)
42	Kyle Meyer	F	6-10	225	Fr.-RS	Alpharetta, Ga. (Northview)

Head Coach: Fran McCaffery

Assistant Coaches: Kirk Speraw, Sherman Dillard, Andrew Francis

Head Coach Fran McCaffery

Fran McCaffery is in his fourth season as the head basketball coach at the University of Iowa and his 18th year overall as a college head coach. McCaffery spent five seasons (2005-10) as the head coach at Siena, six years at UNC-Greensboro (1999-2005) and three seasons at Lehigh (1985-88) before joining the Hawkeyes.



McCaffery has three decades of Division I coaching experience. He completed his 31st season as a collegiate coach in 2013, which includes 17 years as a head coach and 14 as an assistant.

McCaffery, 54, holds a career mark of 310-227 (.577) and guided his teams to eight postseason appearances (five NCAA, three NIT). He is 59-50 (.541) at Iowa.

Since taking over the Iowa program in 2010, the Hawkeyes have increased their win total by 15 games. McCaffery coached Iowa to 25 victories in 2013, equaling the second-most win total in program history. McCaffery has guided the Black and Gold to back-to-back NIT appearances, including a runner-up finish in 2013.

McCaffery and the Hawkeyes have made Carver-Hawkeye Arena one of the most feared arenas to play nationally. Fans have embraced McCaffery and his team's style of play with attendance increasing by 30 percent since 2010. The Hawkeyes won a school-record 18 home games a year ago, which includes 19 straight against unranked opponents dating back to 2012 -- the third-longest active streak in the Big Ten.

McCaffery's five years at Siena were the best in its 70-year history. He led the Saints on an incredible run that ended with three straight Metro Atlantic Athletic Conference championships and NCAA Tournament appearances. In so doing, Siena became the only program in the country to win its regular season and postseason title 2008-10.

McCaffery's Saints owned a 112-51 (.687) record in his five years with the program. He guided the Saints to four consecutive 20-win seasons.

The 2009 MAAC Coach of the Year and 2010 District I Coach of the Year is the third winningest coach, by percentage, in league history (68-22, .756). He is the only coach to guide a MAAC program to two NCAA Tournament wins. McCaffery led his 2008 and 2009 teams to first round NCAA Tournament victories over Vanderbilt and Ohio State, respectively.

In his final two seasons at Siena, he coached the Saints to back-to-back 27-win campaigns and boasted a combined 39-3 (.929) record against MAAC opponents, which included MAAC Tournament contests.

McCaffery began his coaching career as an assistant at Penn (1982-83) and Lehigh (1983-85). After three seasons as head coach at Lehigh, he spent 11 seasons as an assistant at Notre Dame (1988-99).

McCaffery played basketball at Wake Forest his freshman year (1977-78) and then concluded his collegiate playing career at Penn his final three seasons (1979-82).

He earned his B.S. degree in Economics from The Wharton School (Penn) in 1982. McCaffery also earned a Master of Education from Lehigh in 1985.

COACHING HONORS

NABC District I Coach of the Year, 2009-10

MAAC Coach of the Year, 2008-09

HEAD COACHING EXPERIENCE

Lehigh (1985-88):49-39 (.557); 8-6 (.571) League
UNC-Greensboro (1999-05).....90-87 (.508); 49-47 (.510) League
Siena (2005-10)112-51 (.687); 68-22 (.756) League
Iowa (2010-present):.....59-50 (.541); 21-33 (.389) League

McCaffery File

Born: May 23, 1959
Hometown: Philadelphia, Pa.
High School: LaSalle, 1977
College: B.S. in Economics, The Wharton School (Penn), 1982
Master of Education, Lehigh, 1985
Family: Wife, Margaret
Sons, Connor, Patrick and Jonathan Francis
Daughter, Marit Katherine
Brother, Jack (sportswriter in Philadelphia area)

Coaching Honors

MAAC Coach of the Year, 2009

NABC District I Coach of the Year, 2009-10

Coaching History (30 years)

1982-83 Assistant Coach, Penn
1983-85 Assistant Coach, Lehigh
1985-88 Head Coach, Lehigh
1988-99 Assistant Coach, Notre Dame
1999-05 Head Coach, UNC-Greensboro
2005-10 Head Coach, Siena
2010-present Head Coach, University of Iowa

Coaching Chart

Overall (17 seasons): 310-227 (.577)

At Iowa (three seasons): 59-50 (.541)

At Siena (five seasons): 112-51 (.688)

At UNCG (six seasons): 90-87 (.508)

At Lehigh (three seasons): 49-40 (.551)

NCAA Tournament (five appearances*): 2-5

NIT (three appearances): 5-3

**McCaffery is the first coach to bring three different programs from one-bid leagues to the NCAA Tournament (conferences that sent just one team the year his program advanced).*

McCaffery in Postseason Play

1988 NCAA Tournament - - Lehigh
1989 NCAA Tournament - - Notre Dame
1990 NCAA Tournament - - Notre Dame
1992 NIT - - Notre Dame
1997 NIT - - Notre Dame
2001 NCAA Tournament - - UNC-Greensboro
2002 NIT - - UNC-Greensboro
2008 NCAA Tournament - - Siena
2009 NCAA Tournament - - Siena
2010 NCAA Tournament - - Siena
2012 NIT - - Iowa
2013 NIT -- Iowa

Playing Experience

Wake Forest, 1977-78

Penn, 1979-82

2013-14 Big Ten Standings/Schedule

Team	Big Ten	Pct.	Overall	Pct.
Michigan St	0-0	.000	6-0	1.000
Wisconsin	0-0	.000	6-0	1.000
Illinois	0-0	.000	5-0	1.000
IOWA	0-0	.000	5-0	1.000
Ohio State	0-0	.000	5-0	1.000
Purdue	0-0	.000	5-0	1.000
Indiana	0-0	.000	5-1	.833
Minnesota	0-0	.000	5-1	.833
Penn State	0-0	.000	4-1	.800
Nebraska	0-0	.000	4-2	.667
Michigan	0-0	.000	4-2	.667
Northwestern	0-0	.000	4-2	.667

Tuesday, Nov. 26

TBD vs. Minnesota, TBD (@ Maui)

Longwood at Penn State, 5 p.m.

Evansville at Indiana, 7 p.m.

St. Louis vs. Wisconsin, 7:30 p.m. (@ Cancun)

Illinois at UNLV, 9:45 p.m.

Wednesday, Nov. 27

TBD vs. Wisconsin, TBD (@ Cancun)

TBD vs. Minnesota, TBD (@ Maui)

Thursday, Nov. 28

Oklahoma State vs. Purdue, 11 a.m. (@ Orlando)

Xavier vs. Iowa, 6 p.m. (@ Bahamas)

National Rankings

Coaches Poll

Nov. 25

1. Michigan St.....	798
2. Kansas.....	762
3. Arizona.....	722
4. Kentucky.....	672
5. Duke.....	639
6. Ohio St.....	617
7. Syracuse.....	611
8. Oklahoma St.....	593
9. Louisville.....	591
10. Gonzaga.....	454
11. Wisconsin.....	440
12. Wichita St.....	405
13. Florida.....	395
14. Connecticut.....	337
15. Oregon.....	327
16. North Carolina...	325
17. Baylor.....	213
18. Creighton.....	199
19. Memphis.....	194
20. Michigan.....	185
21. UCLA.....	156
22. Iowa State.....	151
23. IOWA.....	97
24. VCU.....	78
25. Indiana.....	72

Associated Press Poll

Nov. 25

1. Michigan St.....	1,616
2. Kansas.....	1,559
3. Kentucky.....	1,445
4. Arizona.....	1,425
5. Oklahoma St.....	1,347
6. Duke.....	1,285
7. Ohio State.....	1,206
8. Syracuse.....	1,161
9. Louisville.....	1,103
10. Wisconsin.....	960
11. Gonzaga.....	830
12. Wichita State.....	809
13. Connecticut.....	798
14. Oregon.....	731
15. Florida.....	729
16. North Carolina...	712
17. Iowa State.....	521
18. Baylor.....	437
19. UCLA.....	416
20. Creighton.....	373
21. Memphis.....	354
22. Michigan.....	238
23. IOWA.....	197
24. UMass.....	188
25. Marquette.....	126

ALL-TIME SERIES RECORDS

Thursday will be the third contest between Iowa and Xavier with each school winning one game in previous meetings. The Muskateers won the most recent matchup, 86-73, at the 2010 Paradise Jam in the U.S. Virgin Islands.

Iowa holds a 2-1 advantage in games played against Tennessee and is tied 2-2 against UTEP. The Hawkeyes are 1-3 against Villanova, 5-2 versus USC, 7-3 against Kansas, and 0-4 versus Wake Forest.

HAWKEYES CRUISE PAST PENN

- Iowa's bench scored 45 of its 86 points en route to an 86-55 triumph over Penn in Iowa City. The game was played in front of Iowa's first sellout of the season (15,400).
- The Hawkeyes attempted 40 free throws (made 28), while the Quakers shot only 16 foul shots (made 10).
- Sophomore Jarrod Uthoff led all scorers with 19 points, while senior Roy Devyn Marble contributed 13 points and sophomore Mike Gesell had 10. Uthoff missed only one shot, making 6-of-7 from the field and sinking all six free throw attempts. The native of Cedar Rapids, Iowa, ranks eighth in Big Ten field goal percentage (.563).
- Junior Gabriel Olaseni tallied eight points, blocked a game-high three shots and cleared six boards.
- The Hawkeyes forced a season-high 25 turnovers, while collecting 14 steals. The 14 thefts are the second-most during the Fran McCaffery era. Roy Devyn Marble had six of the 14 steals, a career high. The six steals are the most by a Hawkeye since Jarryd Cole had five at Michigan State on March 2, 2011.

WHITE HOT

Junior Aaron White leads the team in rebounding (7.6) and is second in scoring (13.6). The junior is one of only three Big Ten players to average better than 13.6 points and 7.6 rebounds or more (Northwestern's Drew Crawford: 16.6 ppg and 8.0 rpg and Michigan State's Adreian Payne: 17.2 ppg and 8.0 rpg).

Aaron White scored 42 combined points against Nebraska-Omaha (Nov. 10) and Maryland Eastern Shore (Nov. 14), netting 20 versus Omaha and 22 against Maryland Eastern Shore. It marked the second time in his career that the junior posted 20-plus points in back-to-back outings (also final two games of his rookie year).

White ranks second in the conference in field goal percentage (.649).

INJURY UPDATES

Junior Josh Oglesby broke a bone in his right foot during practice on Nov. 6. The shooting guard had surgery on Nov. 8 and is expected to miss approximately six weeks.

Oglesby (6-foot-5, 208 pounds) played in 37 contests, including two starts, a year ago. The native of Cedar Rapids, Iowa, scored 126 of his 165 points from 3-point territory in his sophomore campaign.

Redshirt junior Darius Stokes, injured his foot in practice the weekend of Nov. 16. He missed Iowa's game against Abilene Christian, but returned to action in the Hawkeyes' last outing against Penn.

BENCH SQUAD

Iowa's reserves played a large role in Iowa's five victories. Iowa's bench is averaging 46.6 points and 23.4 rebounds through five contests.

CENTER OF ATTENTION

Iowa is getting 12.8 points, 9.4 rebounds and 3.2 blocks per game from their center position of Adam Woodbury and Gabriel Olaseni.

BASABE MOVING ON UP

Senior Melsahn Basabe has had a solid start to the 2013-14 season. The native of Glen Cove, N.Y., is averaging 7.2 points and 6.4 rebounds in only 16.8 minutes of action.

Since the start of the year, Basabe has moved past Ryan Bowen for fourth place on Iowa's career blocks list with 125.

Basabe, who's 602 career rebounds are the most among active Big Ten players, has 1,000 career points in his sights. Basabe enters Thursday's contest against Xavier with 924 points.

Iowa Athletic Communications

5300 Carver-Hawkeye Arena, Iowa City, IA 52242
 Phone: 319-335-9411 • Fax: 319-335-9417
hawkeyesports.com • hawkeyebasketball.com

MBB CONTACT: MATTHEW WEITZEL

office: 319-335-6590 • cell: 319-430-8176
 email: matthew-weitzel@hawkeyesports.com
 Twitter: @BigWeitz

Practice Coverage

All Iowa men's basketball practices are closed to the media and public.

Coach and Player Interviews

Media interested in setting up interviews with players and/or coaches need to coordinate their requests through Matthew Weitzel in the Iowa Athletic Communications Office.

Social Media

In addition to obtaining the most up-to-date information on Iowa's official website: hawkeyesports.com, fans and media can also get additional information, notes, photos, promotions, videos and more via Iowa basketball's social media sites. Follow Hawkeye hoops on Twitter (@IowaHoops) and on Facebook ([facebook.com/hawkeyebasketball](https://www.facebook.com/hawkeyebasketball)).

News Conferences

Following is a list of dates for basketball news conferences with Fran McCaffery. The news conferences take place in the Media Room on the ground floor of Carver-Hawkeye Arena. Selected players will be available after McCaffery meets with the media.

Following are the news conference dates:

Dec.	2nd	11th	20th	30th
Jan.	7th	16th	27th	
Feb.	3rd	13th	21st	28th
March	7th	TBD		

Big Ten Tele-Conferences

Media have an opportunity to ask questions to each Big Ten coach on Dec. 9 and then every Monday morning beginning Jan. 6. For a detailed schedule and phone number, email Brett McWerthy at the Big Ten office: bmcwerth@bigten.org.

Coach McCaffery speaks for 10 minutes starting at 9:10 a.m. (CT).

Postgame Interviews

Postgame press conferences include both head coaches in the Media Room. Requested Iowa players will also be available in the Media Room while visiting players outside their locker room.

SCOUTING XAVIER

- Like Iowa, Xavier played its first five games at home, winning all five.
- Xavier beat Tennessee, 67-63, in the second game of the season at home. The Muskateers and Volunteers can potentially meet again on Friday depending on the results of Thursday's games at the Battle 4 Atlantis.
- The Muskateers won their last game Monday night over Abilene Christian, 93-65. Four players scored in double figures in the win: Semaj Christon (17), Myles Davis (15), James Farr (14), and Jalen Reynolds (11). Xavier shot 58 percent (33-of-57) and outrebounded the Wildcats by 24 (45-21) in the win.
- Semaj Christon leads Xavier in scoring (16.4) and assists (25), while Matt Stainbrook paces the squad in rebounding (9.2) and blocks (13), and ranks second in scoring (10.2).
- This marks Xavier's first season in the Big East Conference.
- Xavier is coached by Chris Mack, who is in his fifth season on the Muskateer sidelines. Mack is a 1992 graduate of Xavier. The Muskateers missed the postseason last year after three consecutive trips to the NCAA Tournament, advancing to the Sweet 16 in 2012 and 2010.

LAST TIME VERSUS XAVIER...

Iowa fell 86-73 on Nov. 19, 2010, in the Paradise Jam in the U.S. Virgin Islands. Seniors Melsahn Basabe, Roy Devyn Marble and Zach McCabe are the only players on either roster to compete in that game. Basabe started and scored 10 points on 4-of-5 shooting from the field and 2-2 from the foul line. McCabe netted seven points off the bench, while Marble was held scoreless in 11 minutes of action.

MARBLES RISING AMONG FATHER-SON SCORING COMBOS

Iowa's Roy Marble (1986-89) and Roy Devyn Marble (2011-present) are rising among the leading father-son scoring duo in collegiate history. Currently, the Marble's (3,310) rank third among father-son combos, playing at the same school, behind the Burtts of Iowa (4,568) and the Perry's of Holy Cross (3,506). Overall, the Marble's are ninth.

Father/Son Combo	Total Points
1. ^ Iowa's Steve Burt (2,534) & Steve Burt Jr. (2,034)	4,568
2. Jimmy Walker of Providence (2,045) & Jalen Rose of Michigan (1,788)	3,883
3. Rick Barry of Miami (2,298) & Jon Barry of Pacific/Ga. Tech (1,355)	3,653
4. Rick Barry of Miami (2,298) & Brent Barry of Oregon State (1,304)	3,602
5. Rick Barry of Miami (2,298) & Drew Barry of Georgia Tech (1,253)	3,551
Eric Piatkowski of Nebraska (1,924) & Walt Piatkowski of Bowling Green (1,577)	3,511
7. ^ Holy Cross' Ron Perry (982) & Ronnie Perry (2,524)	3,506
8. Chris Collins of Duke (1,091) & Doug Collins of Illinois State (2,240)	3,331
9. ^ Iowa's Roy Marble (2,116) and Roy Devyn Marble (1,207)	3,323

^ - Same school

COACHING EXPERIENCE

Fran McCaffery has one of the most experienced coaching staffs in the country. The Iowa men's basketball staff has 65 years of combined collegiate head coaching experience and more than 130 years of collegiate coaching under their belts. Listed below are the number of years of head coaching experience on the Iowa staff.

Coach	Years
Fran McCaffery	17 years
Kirk Speraw's	20 years
Sherman Dillard	10 years
Andrew Francis	2 years
Billy Taylor	11 years
Al Seibert	5 years

Hawkeye Twitter Handles

Melsahn Basabe@_mellyjose	Josh Oglesby@joshoglesby22
Anthony Clemmons@sapp_5	Gabriel Olaseni@agolaseni
Kyle Denning@kdenning13	Darius Stokes@dstokes35
Mike Gesell@mikegesell10	Okey Ukah@ok_ukah
Peter Jok@jok_city	Jarrod Uthoff@mr_uthoff
Roy Devyn Marble@dmarble4	Aaron White@aaron_white30
Zach McCabe@zmccabe15	Adam Woodbury@adamwoodbury34
Kyle Meyer@kylemeyer42	

WORLD TRAVELERS

Iowa traveled to France and the United Kingdom in August to compete in six exhibition games. The Hawkeyes posted a 5-1 record against professional teams, boasting a +22.0 scoring margin.

Aaron White led the team, averaging 13.6 points, followed by Peter Jok (13.3), Melsahn Basabe (12.6) and Roy Devyn Marble (11.2).

Prior to traveling with his teammates to Europe in August, White also competed for Team USA at the World University Games in Russia in July. The Hawkeye junior will play in five countries in five months: Russia (July), England (August), France (August), United States (November), and Bahamas (November).

HOME COOKIN'

The Hawkeyes posted a school-record 18 home wins last season (18-2), the most since posting 17 home victories in 2006. Iowa's two losses came by less than four points to nationally-ranked teams (Michigan State and Indiana). Iowa was 11-0 against non-conference opponents a year ago at home.

Iowa has won 23-straight home games against unranked opponents, dating back to the Dayton game on March 13, 2012 -- the third-longest active streak in the Big Ten. Iowa has also won 20 straight at home against nonconference opponents, dating back to 2011.

BLOCK PARTY

Junior Gabriel Olaseni has blocked at least one shot in all five games. His 13 blocks through five games rank fourth in the Big Ten (2.6 average). The center rejected five shots in the season opener against UNC Wilmington.

IOWA FASTBREAKS

- Iowa has made (132) nearly twice as many free throws as its opponents have attempted (72).
- Iowa is 22-2 when scoring 80 points or more, the last four seasons. The Hawkeyes are 34-1 when holding opponents to fewer than 61 points, the last four seasons.
- The Hawkeyes erupted for 100-plus points for consecutive contests (Maryland-Eastern Shore and Abilene Christian) for the first time since the beginning of the 1997-98 campaign where Iowa topped the century mark three straight games (105 vs Chicago State; 112 vs. North Texas; 101 vs. Long Island).
- Iowa's attendance has increased each season since Fran McCaffery's arrival in Iowa City. The Hawkeyes averaged 11,635 in 16 games in 2011; 11,908 fans in 19 contests in 2012; and 13,625 in 20 games last season. Iowa's attendance boost from 2012 to 2013 ranked as the eighth-largest in the country.
- Iowa made 22-of-56 (39 percent) from 3-point range the last three games.
- Iowa's average starting lineup height is 6-foot-6. The Hawkeye lineup consists of two sophomores, one junior, and two seniors.
- Aaron White is the first Hawkeye since Jared Reiner (2002-03) to score at least 20 points and grab 15 or more rebounds in a game. White had 20 points and 15 rebounds in Iowa's win over Nebraska-Omaha.
- In Iowa's season opener, Jarrod Uthoff (14 points, seven rebounds, four blocks) became only the second Big Ten player since the 1996-97 season to register 14-plus points, seven-plus rebounds and four-plus blocks in his first career game (Ohio State's Greg Oden, 2006-07).

- Three of Iowa's four games have had margins of victory of 43 points or more. Iowa's 62-point win over Abilene Christian equaled the fourth-largest in school history; Iowa's 46-point triumph over Maryland Eastern Shore matched the 31st-largest, while its 43-point win over UNC Wilmington tied the 38th-largest in program history.
- Iowa pulled down 57 rebounds against Maryland Eastern Shore, which are the most by a Hawkeye team under Fran McCaffery. Iowa also had 56 boards against UNC Wilmington (Nov. 8). The Hawkeyes have out-rebounded all five of their opponents.
- Iowa's five turnovers against Abilene Christian are its fewest in a game since five against Boise State on Dec. 22, 2011.
- The Hawkeyes blocked 12 shots versus UNC Wilmington, one shy of the school record of 13 set last season against Illinois. Junior Gabriel Olaseni rejected five shots, all in the first half.
- Iowa's 36-point halftime advantage over vs. UNC Wilmington is its largest under Fran McCaffery.
- Iowa's season opener against UNC Wilmington was the 500th all-time men's basketball game in Carver-Hawkeye Arena.
- Fran McCaffery has guided Iowa to win improvements in each of his first three seasons, going from 11 wins, to 18, to 25 last year. McCaffery's highest win total as a head coach is when he coached Siena to back-to-back 27-win seasons in 2009 and 2010.
- Roy Devyn Marble and Aaron White have each increased their scoring output each season in an Iowa uniform. Marble averaged 5.7 points as a freshman, to 11.5 his sophomore campaign and 15.0 points last season as a junior. White averaged 11.1 points as a rookie and 12.8 points last year as a sophomore.
- Roy Devyn Marble averaged 20.6 points, 2.4 steals, 4.6 assists and four rebounds in five NIT games last season.
- Darius Stokes earned a scholarship after being a walk-on the last three years. The Cedar Rapids, Iowa, native is a redshirt junior.
- Okey Ukah has been added to the roster as a walk-on. The Iowa City native is a junior.

STAT LEADERS RETURN

Iowa returns its leading scorer, rebounder, shot blocker, distributor and thief from a year ago. Roy Devyn Marble returns for his senior season after leading the Hawkeyes in scoring (15.0) and assists (3.0). Aaron White had a sensational sophomore campaign, leading the team in rebounding (6.2) and ranking second in scoring (12.8). Melsahn Basabe returns for his final year after leading the team in rejections (1.2), while a healthy Mike Gesell returns for his sophomore season after pacing the Black and Gold with 1.2 steals a year ago.

White, who led the Hawkeyes in rebounding in each of his first two seasons, is looking to become the fifth player since 1960 to lead the Hawkeyes in rebounding three consecutive seasons. White would join Don Nelson (1960-62); Kevin Kunnert (1971-73); Bruce King (1975-77); and Greg Brunner (2004-06).

Likewise, Basabe led the team in blocked shots in each of his first three seasons with the Hawkeyes. The senior will be looking to become the third Hawkeye since 1980 to lead the squad in rejections four straight seasons. Greg Stokes led the team in blocks 1982-86, while Acie Earl led the team from 1990-93.

Iowa Category Leaders

LED IN SCORING:	White, Uthoff (2)
REACHED DOUBLE FIGURES:.....	Marble (4)
30+ POINT GAMES:.....	---
20+ POINT GAMES:.....	White (2)
LED IN REBOUNDING:	White, Uthoff (2)
DOUBLE-FIGURE REBOUNDS:.....	Uthoff, White (1)
DOUBLE-DOUBLES:	White (1)
LED IN ASSISTS:	Marble (3)
LED IN STEALS:	Marble (4)
LED IN BLOCKS:	Olaseni (3)
5+ FTA GAMES:	White, Marble (3)

*includes ties for team lead

Late Game Free Throw Shooting

IN FINAL FIVE MINUTES OF GAME

Player	FTM	FTA	Pct.
Peter Jok	4	4	1.000
Jarrold Uthoff	4	4	1.000
Roy Devyn Marble	2	2	1.000
Melsahn Basabe	2	2	1.000
Zach McCabe	3	4	.750
Okey Ukah	1	2	.500
Anthony Clemmons	1	4	.250
Aaron White	0	2	.000
TOTALS	17	24	.773

IN FINAL TWO MINUTES OF GAME

Player	FTM	FTA	Pct.
Roy Devyn Marble	2	2	1.000
Peter Jok	2	2	1.000
Zach McCabe	3	4	.750
Okey Ukah	1	2	.500
Aaron White	0	2	.000
TOTALS	8	12	.667

IN FINAL ONE MINUTE OF GAME

Player	FTM	FTA	Pct.
Zach McCabe	2	2	1.000
Peter Jok	2	2	1.000
Okey Ukah	1	2	.500
Aaron White	0	2	.000
TOTALS	5	8	.625

Iowa Career Scoring

15.	1,361	Bruce King	1975-77
16.	1,343	James Moses	1989-92
17.	1,248	Jeff Moe	1985-88
18.	1,230	Kenyon Murray	1993-96
19.	1,207	Roy Devyn Marble	2010-p

	945	Aaron White	2011-p
	924	Melsahn Basabe	2010-p

LEADING THE TEAM

Following is the number of times a player led Iowa in scoring, rebounding, assists and steals. If two or more players tied for the team lead, all were credited for that game:

Player	Scoring	Rebounding	Assists	Blocks	Steals
Jarrold Uthoff	2	2	1	1	---
Zach McCabe	---	1	1	---	---
Gabriel Olaseni	---	1	---	3	---
Roy Devyn Marble	1	---	3	---	4
Aaron White	2	2	1	---	---
Melsahn Basabe	---	---	---	1	---
Anthony Clemmons	---	---	2	1	---
Mike Gesell	---	---	2	---	1
Peter Jok	---	---	1	---	---
Adam Woodbury	---	1	---	---	---

HY-VEE BIG FOUR CLASSIC TICKETS ON SALE

The state of Iowa's four NCAA Division I institutions will host the second annual Hy-Vee Big Four Classic, a men's college basketball doubleheader at Wells Fargo Arena in Des Moines Dec. 7.

Tickets, priced at \$25, \$50 and \$70, can be purchased at dahlstickets.com the Wells Fargo Arena Ticket Office, all Dahl's Foods Locations and by calling 866-55-DAHLS.

ADDITIONAL SINGLE-GAME TICKETS ON SALE

The UI Athletics Ticket Office will release additional tickets to all remaining home games of the 2013-14 UI men's basketball team. The additional tickets were being held back to fulfill UI student, faculty and staff, and general public season ticket package requests.

On Tuesday, current season ticket holders and members of the National I-Club are invited to purchase single-game tickets online via the UI Athletics Ticket Office portal on hawkeyesports.com, over the phone by calling 1-800 IA-HAWKS, or at the UI Athletics Ticket Office location in Carver-Hawkeye Arena.

On Wednesday, any unsold tickets will be available for purchase by the general public via the web, over the phone, or over the counter. Sales will begin at 9 a.m. (CT).

Tickets are available for all 12 of Iowa's remaining home games. That schedule includes nine Big Ten Conference games, the 2013 Big Ten-ACC Challenge game against Notre Dame (Dec. 3), and nonconference games against Fairleigh Dickinson (Dec. 9) and Arkansas-Pine Bluff (Dec. 22).

There are no limits to the number of tickets that can be purchased per game with the following exceptions: A limit of four (4) tickets for Iowa's games weekday games against Notre Dame and Michigan State, and all of Iowa's games against Big Ten opponents played on either Saturday or Sunday.

IOWA HEADSHOTS AVAILABLE ONLINE

Up-to-date head shots of all Iowa players and coaches are available on the internet at pics.hawkeyesports.com. Contact the Iowa Athletic Communications office if you are in need of additional photos.

IOWA VS. RANKED TEAMS

These are Iowa's most recent wins vs. nationally-ranked opponents:

At Home:	67-66 over 15th-ranked Wisconsin, 2/23/12
	78-66 over 18th-ranked Indiana, 2/19/12
	75-59 over 13th-ranked Michigan, 1/14/12
	67-65 over sixth-ranked Purdue, 3/5/11
	43-36 over sixth-ranked Michigan State, 1/12/08
On the Road:	72-65 over 11th-ranked Wisconsin, 12/31/11
	70-67 over 21st-ranked Indiana, 2/11/06
Neutral Court:	67-60 over seventh-ranked Ohio State, 3/12/06
	<i>In semifinals of Big Ten Tournament</i>

ON THE HORIZON

Iowa will have a short turnaround as it will host Notre Dame in the Big Ten/ACC Challenge on Tuesday, Dec. 3; that will be Iowa's fourth game in six days.



**IOWA
HAWKEYES**



**XAVIER
MUSKATEERS**

2013-14	BIG TEN	AP	ESPN	RPI
5-0	0-0	NR	NR	133

2013-14	BIG EAST	AP	ESPN	RPI
5-0	0-0	RV	NR	29

IOWA vs. XAVIER // GAME 6
Nov. 28, 2013 (Imperial Arena Nassau, Bahamas)



0

Gabriel Olaseni • C

	MIN	PTS	REB	BLK	STL	FG%	FT%
SEASON	15.0	7.2	4.4	2.6	0.4	.433	.588
BIG TEN	---	---	---	---	---	---	---
CAREER	9.4	2.7	2.3	0.9	0.2	.492	.652

6-10 • 225 • Jr. • London, England

- ranks 4th in blocks in the Big Ten, averaging 2.6/game
- averaged 9.3 points in Iowa's last 3 contests
- collected 8 pts, 6 rbs, 3 blks in last game against Penn
- grabbed 5 or more rebounds in 3-of-5 games
- scored 10 pts in consecutive games (UMES & ACU)




1

Melsahn Basabe • F

	MIN	PTS	REB	BLK	STL	FG%	FT%
SEASON	16.8	7.2	6.4	0.6	0.4	.478	.700
BIG TEN	---	---	---	---	---	---	---
CAREER	20.6	8.5	5.5	1.1	0.4	.526	.679

6-7 • 220 • Sr. • Glen Cove, N.Y.

- his 602 rebounds are most among Big Ten active players
- 125 blocks in his four years ranks 4th all-time at Iowa
- 76 points from reaching 1,000 career points
- 6.4 rbs/game rank 3rd at Iowa this year & 16th in Big Ten
- had 5 pts and 6 rbs in 19 minutes in win over Penn




2

Josh Oglesby • G

	MIN	PTS	REB	AST	STL	FG%	FT%
SEASON	---	---	---	---	---	---	---
BIG TEN	---	---	---	---	---	---	---
CAREER	17.4	5.4	1.5	1.0	0.3	.336	.750

6-5 • 208 • Jr. • Cedar Rapids, Iowa

- scored in double figures 12 career times
- broke bone in his right foot on Nov. 6; sidelined for 6 weeks



3

Peter Jok • G

	MIN	PTS	REB	AST	STL	FG%	FT%
SEASON	17.4	9.4	1.6	1.4	0.6	.417	.846
BIG TEN	---	---	---	---	---	---	---
CAREER	17.4	9.4	1.6	1.4	0.6	.417	.846

6-6 • 200 • Fr. • West Des Moines, Iowa

- tallied double figures in 3-of-5 games
- ranks 4th in team scoring (9.4) and T-1st in 3-pters made (6)
- missed only 2 free throws thru 5 games (11-13)
- made at least one triple in 4-of-5 contests
- scored a personal-best 15 points versus Abilene Christian



4

Roy Devyn Marble • G

	MIN	PTS	REB	AST	STL	FG%	FT%
SEASON	23.4	14.6	2.8	3.8	3.2	.404	.758
BIG TEN	---	---	---	---	---	---	---
CAREER	26.6	11.2	3.4	2.7	1.2	.412	.734

6-6 • 200 • Sr. • Iowa City, Iowa

- ranks 13th in the country in steals (3.2)
- ranks 19th in Iowa career scoring (1,207)
- leads team in scoring (14.6), FTs (25-33), stls (16) & asts (19)
- averaged 20 points in Iowa's last 2 contests
- only Hawkeye to score double digits in 4-of-5 games so far




5

Anthony Clemmons • G

	MIN	PTS	REB	AST	STL	FG%	FT%
SEASON	18.4	6.6	2.2	3.2	1.0	.667	.688
BIG TEN	---	---	---	---	---	---	---
CAREER	17.0	4.6	1.7	2.8	0.6	.404	.721

6-1 • 195 • So. • Lansing, Mich.

- scored 7 points in each of the last 2 games
- scored a season-high 11 pts & blocked 2 shots vs. Omaha
- T-2nd on the team with 16 assists
- tied for team lead with 3 assists in win over Penn
- 2 points from notching career point No. 200



10

Mike Gesell • G

	MIN	PTS	REB	AST	STL	FG%	FT%
SEASON	17.6	5.0	1.0	3.2	1.2	.375	.500
BIG TEN	---	---	---	---	---	---	---
CAREER	24.2	8.2	2.4	2.7	1.2	.401	.776

6-1 • 190 • So. • South Sioux City, Neb.

- shifted to point guard after starting 1st 2 games at 2 spot
- ranks 10th in the country in assist/turnover margin (5.3)
- scored season-high 10 points in last game vs. Penn
- drained 2 triples in 2 of the last 3 contests
- T-2nd on the team with 16 assists




15

Zach McCabe • F

	MIN	PTS	REB	AST	STL	FG%	FT%
SEASON	15.2	7.8	4.0	1.0	0.6	.520	.667
BIG TEN	---	---	---	---	---	---	---
CAREER	18.6	6.5	4.0	1.0	0.8	.414	.760

6-7 • 235 • Sr. • Sioux City, Iowa

- scored in double figures 3 of the last 4 games
- tallied a season-high 12 points versus Nebraska-Omaha
- drained at least 1 triple in 3 of the last 4 contests
- ranks fifth on the team in scoring (7.8)
- team co-captain



20

Jarrod Uthoff • F

	MIN	PTS	REB	AST	STL	FG%	FT%
SEASON	20.8	11.8	6.8	1.2	0.4	.563	.913
BIG TEN	---	---	---	---	---	---	---
CAREER	20.8	11.8	6.8	1.2	0.4	.563	.913

6-9 • 208 • So. • Cedar Rapids, Iowa

- ranks 2nd in team blks (10) & rbs (6.8) & 3rd in scoring (11.8)
- missed only 2 free throws (21-23)
- poured in career-high 19 points in last game vs. Penn
- tallied double figures in 3-of-5 games off the bench
- cleared 7 or more rebounds the first 3 games of the year




30

Aaron White • F

	MIN	PTS	REB	BLK	AST	FG%	FT%
SEASON	21.6	13.6	7.6	0.0	1.8	.649	.800
BIG TEN	---	---	---	---	---	---	---
CAREER	26.3	12.1	6.0	0.6	1.2	.495	.735

6-9 • 220 • Jr. • Strongsville, Ohio

- ranks in the Big Ten in FG% (.649)
- 55 points from reaching career pointy No. 1,000
- ranks 1st in team rebounding (7.6) & 2nd in scoring (13.6)
- 1 of 3 B1G players averaging better than 13.6 ppg & 7.6 rpg
- 9 career double-doubles



34

Adam Woodbury • C

	MIN	PTS	REB	BLK	STL	FG%	FT%
SEASON	16.2	5.6	5.0	0.6	0.2	.435	.727
BIG TEN	---	---	---	---	---	---	---
CAREER	16.5	5.0	4.8	0.7	0.4	.481	.548

7-1 • 240 • So. • Sioux City, Iowa

- collected 5 or more pts & 5 or more rbs three times
- led team in rebounding in last game against Penn (8)
- missed only 3 free throws this season (8-11)
- shooting 20% better from the FT line compared to last year
- started all 43 games of his career



IOWA HAWKEYE BASKETBALL

Updated Iowa Player Bio

Melsahn Basabe



1

Sr., 6-7, 220, Forward
Glen Cove, N.Y.
St. Mark's

- His 125 career blocks ranks fourth all-time at Iowa
- One of only four Hawkeyes to lead the team in blocks three-straight seasons
- His 602 rebounds are the most among active Big Ten players
- Scored a season-high 12 points vs. Maryland Eastern Shore
- His 6.4 rebounds per game rank third-best on Iowa and 16th in the Big Ten

Personal Bests

Points: 25 at Michigan, 1/30/11
Rebounds: 14 vs. Iowa State, 12/10/10
FGM: 9 at Michigan, 1/30/11
FGA: 14 vs. Iowa State, 12/10/10
FTM: 8, 3x, last vs. Penn State, 1/31/13
FTA: 11 vs. Ohio State, 1/4/11
Assists: 2, 4x, last vs. A&M-CC, 12/1/12
Steals: 2, 6x, last at Penn State, 2/14/13
Blocks: 7 vs. Iowa State, 12/10/10
Minutes: 37 vs. Wisconsin, 2/9/11

2013-14 Game-by-Game

Opponent	Date	gs	min	Total		3-Pointers		Free throws		Rebounds				pf	a	t/o	blk	stl	pts	avg	
				fg-fga	pct	3fg-fga	pct	ft-fa	pct	off	def	tot	avg								
UNC WILMINGTON	11/08/13	*	13	4-6	.667	0-0	.000	0-0	.000	1	5	6	6.0	1	0	0	1	0	8	8.0	
NEBRASKA-OMAHA	11/10/13	*	19	2-5	.400	0-0	.000	3-4	.750	2	7	9	7.5	3	1	0	2	1	7	7.5	
MD. EASTERN SHORE	11/14/13	*	20	2-3	.667	0-0	.000	8-12	.667	2	5	7	7.3	0	0	0	0	0	12	9.0	
ABILENE CHRISTIAN	11/17/13	*	13	2-4	.500	0-0	.000	0-0	.000	1	3	4	6.5	0	0	1	0	0	4	7.8	
PENN	11/22/13	*	19	1-5	.200	0-0	.000	3-4	.750	3	3	6	6.4	1	0	0	0	1	5	7.2	
Totals			5	84	11-23	.478	0-0	.000	14-20	.700	9	23	32	6.4	5	1	1	3	2	36	7.2

Games played: 5
 Minutes/game: 16.8
 Points/game: 7.2
 FG Pct: 47.8
 FT Pct: 70.0

Rebounds/game: 6.4
 Assists/game: 0.2
 Turnovers/game: 0.2
 Assist/turnover ratio: 1.0
 Steals/game: 0.4
 Blocks/game: 0.6

CAREER STATISTICS

YEAR	G/GS	FG-A	PCT	3-PT	PCT	FT-A	PCT	RB	AVG	PF-FO	AS	TO	BK	ST	PTS	AVG
Fresh.	31/31	131-229	.572	0-0	.000	80-112	.714	210	6.8	83-2	9	65	41	12	342	11.0
Soph.	35/21	109-208	.524	0-0	.000	69-105	.657	168	4.8	71-1	11	45	36	18	287	8.2
Junior	38/18	99-206	.481	0-1	.000	61-93	.656	192	5.1	62-0	18	37	45	16	259	6.9
Senior	5/5	11-23	.478	0-0	.000	14-20	.700	32	6.4	5-0	1	1	3	2	36	7.2
TOTALS	109/75	350-666	.526	0-1	.000	224-330	.679	602	5.5	221-4	39	148	125	48	924	8.5



IOWA HAWKEYE BASKETBALL

Updated Iowa Player Bio

Anthony Clemmons



5

**So., 6-1, 195, Guard
Lansing, Mich.
Sexton HS**

- Two points from notching career point No. 200
- Tallied seven points in each of the last two games
- Blocked a career-high two shots, while also scoring a season-high 11 points in win over Nebraska-Omaha
- Scored six points or more in 3-of-4 games, including a season-high 11 against Nebraska-Omaha
- Tied for the team lead in assists (3) in victory over Penn

Personal Bests

Points: 14 vs. Iowa State, 12/7/12
Rebounds: 4, 3x, last at Virginia, 3/27/13
FGM: 5 vs. Iowa State, 12/7/12
FGA: 8 vs. Iowa State, 12/7/12
3-pt FG: 2, 3x, last vs. Michigan, 1/6/13
3-pt FGA: 4, 3x, last at Ohio State, 1/22/13
FTM: 5 vs. Penn State, 1/31/13
FTA: 6 vs. 2x, last at Penn, 11/22/13
Assists: 9 vs. Coppin State, 12/22/12
Steals: 3, 3x, last vs. Michigan State, 3/15/13
Blocks: 2, vs. Nebraska-Omaha, 11/10/13
Minutes: 29 vs. Iowa State, 12/7/12

2013-14 Game-by-Game

Opponent	Date	gs	min	Total		3-Pointers		Free throws		Rebounds				pf	a	t/o	blk	stl	pts	avg
				fg-fga	pct	3fg-fga	pct	ft-fa	pct	off	def	tot	avg							
UNC WILMINGTON	11/08/13	20	2-3	.667	0-0	.000	2-4	.500	0	3	3	3.0	0	5	1	1	1	6	6.0	
NEBRASKA-OMAHA	11/10/13	25	4-5	.800	1-2	.500	2-3	.667	1	1	2	2.5	0	1	3	2	1	11	8.5	
MD. EASTERN SHORE	11/14/13	13	1-1	1.000	0-0	.000	0-0	.000	0	3	3	2.7	2	4	0	0	1	2	6.3	
ABILENE CHRISTIAN	11/17/13	17	2-3	.667	0-0	.000	3-3	1.000	0	3	3	2.8	0	3	0	0	1	7	6.5	
PENN	11/22/13	17	1-3	.333	1-2	.500	4-6	.667	0	0	0	2.2	1	3	2	0	1	7	6.6	
Totals		0	92	10-15	.667	2-4	.500	11-16	.688	1	10	11	2.2	3	16	6	3	5	33	6.6

Games played: 5
 Minutes/game: 18.4
 Points/game: 6.6
 FG Pct: 66.7
 3FG Pct: 50.0
 FT Pct: 68.8

Rebounds/game: 2.2
 Assists/game: 3.2
 Turnovers/game: 1.2
 Assist/turnover ratio: 2.7
 Steals/game: 1.0
 Blocks/game: 0.6

CAREER STATISTICS

YEAR	G/GS	FG-A	PCT	3-PT	PCT	FT-A	PCT	RB	AVG	PF-FO	AS	TO	BK	ST	PTS	AVG
Fresh.	38/13	55-146	.377	17-47	.362	38-52	.731	62	1.6	68-1	105	63	8	21	165	4.3
Soph.	5/0	10-15	.667	2-4	.500	11-16	.688	11	2.2	3-0	16	6	3	5	33	6.6
TOTALS	43/13	65-161	.404	19-51	.373	49-68	.721	73	1.7	71-1	121	69	11	26	198	4.6



IOWA HAWKEYE BASKETBALL

Updated Iowa Player Bio

Kyle Denning



13

Jr., 6-1, 160, Guard
Cedar Falls, Iowa
Northern University HS

- Non-scholarship athlete
- Saw action in 20 career games, including four this season
- Scored a single-season-high 10 points through five games this season
- Made one basket in all four games played this year
- Drained a 3-pointer in wins over UNC Wilmington and Maryland-Eastern Shore
- Played a career-high eight minutes against Maryland Eastern Shore and Abilene Christian
- Tallied two points and had a rebound in victory over Penn

Personal Bests

Points: 6 vs. SC State, 12/19/12
Rebounds: 1, 5x, last vs. Penn, 11/22/13
FGM: 2 vs. SC State, 12/19/12
FGA: 4 vs. ACU, 11/17/13
3-pt FG: 2 vs. SC State, 12/19/12
3-pt FGA: 3, 2x, last vs. ACU, 11/17/13
FTM: 2 vs. Chicago State, 11/11/11
FTA: 2 vs. Chicago State, 11/11/11
Assists: 2 vs. 2x, last vs. ACU, 11/17/13
Steals: 1 vs. 2x, last vs. ACU, 11/17/13
Blocks: ---
Minutes: 8, 2x, last vs. ACU, 11/17/13

2013-14 Game-by-Game

Opponent	Date	gs	min	Total		3-Pointers		Free throws		Rebounds			pf	a	t/o	blk	stl	pts	avg
				fg-fga	pct	3fg-fga	pct	ft-fa	pct	off	def	tot							
UNC WILMINGTON	11/08/13	6		1-1	1.000	1-1	1.000	0-0	.000	0	1	1	1.0	0	0	0	0	3	3.0
MD. EASTERN SHORE	11/14/13	8		1-2	.500	1-2	.500	0-0	.000	0	1	1	1.0	1	1	0	0	3	3.0
ABILENE CHRISTIAN	11/17/13	8		1-4	.250	0-3	.000	0-0	.000	0	0	0	0.7	0	2	0	1	2	2.7
PENN	11/22/13	5		1-1	1.000	0-0	.000	0-0	.000	0	1	1	0.8	0	0	0	0	2	2.5
Totals		0	27	4-8	.500	2-6	.333	0-0	.000	0	3	3	0.8	1	3	0	1	10	2.5

Games played: 4
 Minutes/game: 6.8
 Points/game: 2.5
 FG Pct: 50.0
 3FG Pct: 33.3

Rebounds/game: 0.8
 Assists/game: 0.8
 Assist/turnover ratio: 99.9
 Steals/game: 0.3

CAREER STATISTICS

YEAR	G/GS	FG-A	PCT	3-PT	PCT	FT-A	PCT	RB	AVG	PF-FO	AS	TO	BK	ST	PTS	AVG
Fresh.	4/0	1-2	.500	0-1	.000	2-2	1.000	1	0.3	0-0	0	1	0	0	4	1.0
Soph.	12/0	2-4	.500	2-4	.500	0-0	.000	1	0.1	1-0	3	2	0	1	6	0.5
Junior	4/0	4-8	.500	2-6	.333	0-0	.000	3	0.8	1-0	3	0	0	1	10	2.5
TOTALS	20/0	7-14	.500	4-11	.364	2-2	1.000	5	0.3	2-0	6	3	0	2	20	1.0



IOWA HAWKEYE BASKETBALL

Updated Iowa Player Bio

Mike Gesell



10

So., 6-1, 190, Guard
South Sioux City, Neb.
South Sioux City HS

- Shifted back to point guard after starting the first two games this season at the off-guard spot
- Scored in double figures 15 career times
- Ranks 10th in the country in assist/turnover ratio (5.3)
- Drained two triples in two games this year
- Tallied a eight points in win over Maryland Eastern Shore
- Only Hawkeye freshmen to post 295+ points, 85+ rebounds and 85+ assists in a season
- Reached double figures for the first time this season, scoring 10 in victory over Penn

Personal Bests

Points: 23 vs. UNI, 12/15/12
Rebounds: 6, 2x, last at Minnesota, 2/3/13
FGM: 7 vs. Western Kentucky, 11/20/12
FGA: 15 at Wisconsin, 2/6/13
3-pt FG: 4 vs. UNI, 12/15/12
3-pt FGA: 6, 2x, last vs. UNI, 12/15/12
FTM: 7 vs. UNI, 12/15/12
FTA: 9 vs. UNI, 12/15/12
Assists: 8 vs. SC State, 12/19/12
Steals: 4 vs. Minnesota, 2/17/13
Blocks: 1, 10x, last at Michigan St, 3/15/13
Minutes: 42 at Wisconsin, 2/6/13

2013-14 Game-by-Game

Opponent	Date	gs	min	Total		3-Pointers		Free throws		Rebounds				pf	a	t/o	blk	stl	pts	avg	
				fg-fga	pct	3fg-fga	pct	ft-fa	pct	off	def	tot	avg								
UNC WILMINGTON	11/08/13	*	15	1-3	.333	0-1	.000	1-2	.500	0	0	0	0.0	0	3	0	0	2	3	3.0	
NEBRASKA-OMAHA	11/10/13	*	14	0-0	.000	0-0	.000	1-2	.500	0	1	1	0.5	0	1	2	0	0	1	2.0	
MD. EASTERN SHORE	11/14/13	*	17	3-5	.600	2-3	.667	0-0	.000	0	1	1	0.7	4	7	1	0	0	8	4.0	
ABILENE CHRISTIAN	11/17/13	*	21	1-6	.167	1-4	.250	0-0	.000	1	2	3	1.3	0	3	0	0	2	3	3.8	
PENN	11/22/13	*	21	4-10	.400	2-6	.333	0-0	.000	0	0	0	1.0	2	2	0	0	2	10	5.0	
Totals			5	88	9-24	.375	5-14	.357	2-4	.500	1	4	5	1.0	6	16	3	0	6	25	5.0

Games played: 5
 Minutes/game: 17.6
 Points/game: 5.0
 FG Pct: 37.5
 3FG Pct: 35.7
 FT Pct: 50.0

Rebounds/game: 1.0
 Assists/game: 3.2
 Turnovers/game: 0.6
 Assist/turnover ratio: 5.3
 Steals/game: 1.2

CAREER STATISTICS

YEAR	G/GS	FG-A	PCT	3-PT	PCT	FT-A	PCT	RB	AVG	PF-FO	AS	TO	BK	ST	PTS	AVG
Fresh.	34/30	106-263	.403	33-104	.317	50-63	.794	88	2.6	63-0	89	59	10	40	295	8.7
Soph.	5/5	9-24	.375	5-14	.357	2-4	.500	5	1.0	6-0	16	3	0	6	25	5.0
TOTALS	39/35	115-287	.401	38-118	.322	52-67	.776	93	2.4	69-0	105	62	10	46	320	8.2



IOWA HAWKEYE BASKETBALL

Updated Iowa Player Bio

Peter Jok



3

Fr., 6-6, 200, Guard
West Des Moines, Iowa
Valley HS

- Played in all five games, scoring in double figures three times
- Ranks fourth in team scoring (9.4)
- Missed only two free throws (11-of-13)
- Scored 11 points and snagged a personal-best five rebounds in win over UNC Wilmington
- Netted a personal-best 15 points, bolstered by 3-5 shooting from 3-point range, in win over Abilene Christian

Personal Bests

- Points:** 15 vs. ACU, 11/17/13
- Rebounds:** 5 vs. UNC Wilmington, 11/8/13
- FGM:** 6 vs. ACU, 11/17/13
- FGA:** 13 vs. UNC Wilmington, 11/8/13
- 3-pt FG:** 3 vs. ACU, 11/17/13
- 3-pt FGA:** 5, 2x, last vs. ACU, 11/17/13
- FTM:** 3, Penn, 11/22/13
- FTA:** 4 vs. Penn, 11/22/13
- Assists:** 3 vs. ACU, 11/17/13
- Steals:** 2 vs. ACU, 11/17/13
- Blocks:** 1 vs. ACU, 11/17/13
- Minutes:** 24 vs. Md. Eastern Shore, 11/14/13

2013-14 Game-by-Game

Opponent	Date	gs	min	Total		3-Pointers		Free throws		Rebounds				pf	a	t/o	blk	stl	pts	avg
				fg-fga	pct	3fg-fga	pct	ft-fa	pct	off	def	tot	avg							
UNC WILMINGTON	11/08/13		20	5-13	.385	1-5	.200	0-0	.000	2	3	5	5.0	0	1	1	0	0	11	11.0
NEBRASKA-OMAHA	11/10/13		9	1-6	.167	1-3	.333	0-0	.000	0	0	0	2.5	1	1	0	0	0	3	7.0
MD. EASTERN SHORE	11/14/13		24	1-5	.200	0-1	.000	8-8	1.000	0	2	2	2.3	2	2	3	0	1	10	8.0
ABILENE CHRISTIAN	11/17/13		20	6-8	.750	3-5	.600	0-1	.000	0	0	0	1.8	2	3	0	1	2	15	9.8
PENN	11/22/13		14	2-4	.500	1-2	.500	3-4	.750	0	1	1	1.6	2	0	0	0	0	8	9.4
Totals		0	87	15-36	.417	6-16	.375	11-13	.846	2	6	8	1.6	7	7	4	1	3	47	9.4

Games played: 5
 Minutes/game: 17.4
 Points/game: 9.4
 FG Pct: 41.7
 3FG Pct: 37.5
 FT Pct: 84.6

Rebounds/game: 1.6
 Assists/game: 1.4
 Turnovers/game: 0.8
 Assist/turnover ratio: 1.8
 Steals/game: 0.6
 Blocks/game: 0.2

CAREER STATISTICS

YEAR	G/GS	FG-A	PCT	3-PT	PCT	FT-A	PCT	RB	AVG	PF-FO	AS	TO	BK	ST	PTS	AVG
Fresh.	5/0	15-36	.417	6-16	.375	11-13	.846	8	1.6	7-0	7	4	1	3	47	9.4



IOWA HAWKEYE BASKETBALL

Updated Iowa Player Bio

Roy Devyn Marble



4

Sr., 6-6, 200, Guard
Southfield, Mich.
Lathrup HS

- Ranks 19th in Iowa career scoring and became first Big Ten father/son duo to amass 1,000+ career points
- Only two assists from becoming only the third Hawkeye to amass 1,200+ points, 300+ assists and 350+ rebounds
- Only Hawkeye to amass 1,100+ points, 350+ rebounds and 275+ assists as a junior
- Led Iowa in steals in 4-of-5 games
- Ranks 13th in the country in steals (3.2)
- Has scored 27 points or more five times in his career
- Poured in a game-high 27 points in only 20 minutes of action in win over Abilene Christian
- Scored in double figures the last four games and 60 times in his career
- Collected a career-high six steals, while also scoring 13 points and dishing out three assists in victory over Penn

Personal Bests

Points: 31 at Oregon, 3/18/12
Rebounds: 9 vs. Indiana, 12/31/12
FGM: 10 at Oregon, 3/18/12
FGA: 18 vs. Stony Brook, 3/22/13
3-pt FG: 7 at Oregon, 3/18/12
3-pt FGA: 9 vs. Northern Iowa, 12/15/12
FTM: 14 vs. UNI, 12/15/12
FTA: 19 vs. UNI, 12/15/12
Assists: 8 vs. Wisconsin, 2/23/12
Steals: 6 vs. Penn, 11/22/13
Blocks: 3 vs. Boise State, 12/22/11
Minutes: 40, 2x, last vs. C. Mich, 11/12/12

2013-14 Game-by-Game

Opponent	Date	gs	min	Total		3-Pointers		Free throws		Rebounds				pf	a	t/o	blk	stl	pts	avg	
				fg-fga	pct	3fg-fga	pct	ft-fa	pct	off	def	tot	avg								
UNC WILMINGTON	11/08/13	*	20	3-5	.600	1-3	.333	1-2	.500	1	1	2	2.0	0	5	2	0	3	8	8.0	
NEBRASKA-OMAHA	11/10/13	*	33	2-13	.154	0-5	.000	11-14	.786	1	4	5	3.5	2	4	1	0	2	15	11.5	
MD. EASTERN SHORE	11/14/13	*	18	3-8	.375	1-4	.250	3-4	.750	1	1	2	3.0	0	5	0	0	4	10	11.0	
ABILENE CHRISTIAN	11/17/13	*	20	9-13	.692	3-6	.500	6-6	1.000	0	3	3	3.0	0	2	1	0	1	27	15.0	
PENN	11/22/13	*	26	4-13	.308	1-5	.200	4-7	.571	1	1	2	2.8	1	3	2	1	6	13	14.6	
Totals			5	117	21-52	.404	6-23	.261	25-33	.758	4	10	14	2.8	3	19	6	1	16	73	14.6

Games played: 5
 Minutes/game: 23.4
 Points/game: 14.6
 FG Pct: 40.4
 3FG Pct: 26.1
 FT Pct: 75.8

Rebounds/game: 2.8
 Assists/game: 3.8
 Turnovers/game: 1.2
 Assist/turnover ratio: 3.2
 Steals/game: 3.2
 Blocks/game: 0.2

CAREER STATISTICS

YEAR	G/GS	FG-A	PCT	3-PT	PCT	FT-A	PCT	RB	AVG	PF-FO	AS	TO	BK	ST	PTS	AVG
Fresh.	31/6	66-174	.379	11-41	.268	35-66	.530	74	2.4	41-0	41	34	2	21	178	5.7
Soph.	35/27	139-319	.436	22-56	.393	102-141	.723	133	3.8	57-0	126	61	14	53	402	11.5
Junior	37/37	176-430	.409	49-150	.337	153-189	.810	147	4.0	50-0	112	80	10	42	554	15.0
Senior	5/5	21-52	.404	6-23	.261	25-33	.758	14	2.8	3-0	19	6	1	16	73	14.6
TOTALS	108/75	402-975	.412	88-270	.326	315-429	.734	368	3.4	151-0	298	181	27	132	1207	11.2



IOWA HAWKEYE BASKETBALL

Updated Iowa Player Bio

Zach McCabe



15

Sr., 6-7, 235, Forward
Sioux City, Iowa
Bishop Heelan HS

- Scored in double figures three of the last four games and 23 career times
- Ranks fifth in team scoring (7.8)

Personal Bests

Points: 20, 3x, last vs. Dayton, 3/13/12
Rebounds: 10 vs. Minnesota, 2/1/12
FGM: 9, 2x, last vs. Dayton, 3/13/12
FGA: 13, 2x, last at Purdue, 1/17/12
3-pt FG: 4 vs. SIUE, 11/26/10
3-pt FGA: 7 vs. SIUE, 11/26/10
FTM: 7 vs. Minnesota, 2/17/13
FTA: 7, 3x, last vs. Minnesota, 2/17/13
Assists: 4 vs. Minnesota, 2/1/12
Steals: 4, 2x, last vs. Penn State, 1/31/13
Blocks: 2, at Penn State, 2/16/12
Minutes: 36 at Purdue, 1/17/12

2013-14 Game-by-Game

Opponent	Date	gs	min	Total		3-Pointers		Free throws		Rebounds				pf	a	t/o	blk	stl	pts	avg
				fg-fga	pct	3fg-fga	pct	ft-fa	pct	off	def	tot	avg							
UNC WILMINGTON	11/08/13		19	2-5	.400	0-1	.000	1-2	.500	3	4	7	7.0	0	1	1	0	0	5	5.0
NEBRASKA-OMAHA	11/10/13		20	3-6	.500	1-1	1.000	5-6	.833	2	1	3	5.0	3	0	2	0	1	12	8.5
MD. EASTERN SHORE	11/14/13		12	4-7	.571	2-3	.667	1-2	.500	2	3	5	5.0	0	1	0	0	1	11	9.3
ABILENE CHRISTIAN	11/17/13		17	4-5	.800	2-3	.667	0-0	.000	0	3	3	4.5	2	3	1	0	0	10	9.5
PENN	11/22/13		8	0-2	.000	0-1	.000	1-2	.500	0	2	2	4.0	3	0	1	0	1	1	7.8
Totals		0	76	13-25	.520	5-9	.556	8-12	.667	7	13	20	4.0	8	5	5	0	3	39	7.8

Games played: 5
 Minutes/game: 15.2
 Points/game: 7.8
 FG Pct: 52.0
 3FG Pct: 55.6
 FT Pct: 66.7

Rebounds/game: 4.0
 Assists/game: 1.0
 Turnovers/game: 1.0
 Assist/turnover ratio: 1.0
 Steals/game: 0.6

CAREER STATISTICS

YEAR	G/GS	FG-A	PCT	3-PT	PCT	FT-A	PCT	RB	AVG	PF-FO	AS	TO	BK	ST	PTS	AVG
Fresh.	31/2	59-169	.349	24-84	.286	37-46	.804	111	3.6	69-3	24	48	1	22	179	5.8
Soph.	35/30	99-200	.495	22-49	.449	53-71	.746	161	4.6	119-7	36	60	9	29	273	7.8
Junior	38/7	73-195	.374	31-97	.320	41-54	.759	141	3.7	100-1	48	40	5	30	218	5.7
Senior	5/0	13-25	.520	5-9	.556	8-12	.667	20	4.0	8-0	5	5	0	3	39	7.8
TOTALS	109/39	244-589	.414	82-239	.343	139-183	.760	433	4.0	296-11	113	153	15	84	709	6.5



IOWA HAWKEYE BASKETBALL

Updated Iowa Player Bio

Kyle Meyer



42

Fr.-RS, 6-10, 225, Forward
Alpharetta, Ga.
Northview HS

- Redshirted last season
- Played in four career games, scoring in three contests
- Scored two points, grabbed three rebounds and had an assist in win over UNC Wilmington
- Posted career bests in rebounds (7), scoring (3) and assists (2) in win over Maryland Eastern Shore
- Had three rebounds in victory over Penn

Personal Bests

Points: 3 vs. Md. Eastern Shore, 11/14/13
Rebounds: 7 vs. Md. Eastern Shore, 11/14/13
FGM: 1, 2x, last vs. Md. Eastern Shore, 11/14/13
FGA: 3 vs. Md. Eastern Shore, 11/14/13
3-pt FG: 1 vs. Md. Eastern Shore, 11/14/13
3-pt FGA: 2 vs. Md. Eastern Shore, 11/14/13
FTM: 1 vs. ACU, 11/17/13
FTA: 2 vs. ACU, 11/17/13
Assists: 2 vs. Md. Eastern Shore, 11/14/13
Steals: 1 vs. ACU, 11/17/13
Blocks: - - -
Minutes: 8, 2x, last vs. ACU, 11/17/13

2013-14 Game-by-Game

Opponent	Date	gs	min	Total		3-Pointers		Free throws		Rebounds				pf	a	t/o	blk	stl	pts	avg
				fg-fga	pct	3fg-fga	pct	ft-fa	pct	off	def	tot	avg							
UNC WILMINGTON	11/08/13	6	1-2	.500	0-0	.000	0-0	.000	1	2	3	3.0	0	1	2	0	0	2	2.0	
MD. EASTERN SHORE	11/14/13	8	1-3	.333	1-2	.500	0-0	.000	1	6	7	5.0	2	2	2	0	0	3	2.5	
ABILENE CHRISTIAN	11/17/13	8	0-0	.000	0-0	.000	1-2	.500	1	0	1	3.7	0	1	0	0	1	1	2.0	
PENN	11/22/13	5	0-2	.000	0-1	.000	0-0	.000	1	2	3	3.5	0	0	0	0	0	0	1.5	
Totals		0	27	2-7	.286	1-3	.333	1-2	.500	4	10	14	3.5	2	4	4	0	1	6	1.5

Games played: 4
 Minutes/game: 6.8
 Points/game: 1.5
 FG Pct: 28.6
 3FG Pct: 33.3
 FT Pct: 50.0

Rebounds/game: 3.5
 Assists/game: 1.0
 Turnovers/game: 1.0
 Assist/turnover ratio: 1.0
 Steals/game: 0.3

CAREER STATISTICS

YEAR	G/GS	FG-A	PCT	3-PT	PCT	FT-A	PCT	RB	AVG	PF-FO	AS	TO	BK	ST	PTS	AVG
Fresh.	4/0	2-7	.286	1-3	.333	1-2	.500	14	3.5	2-0	4	4	0	1	6	1.5



IOWA HAWKEYE BASKETBALL

Updated Iowa Player Bio

Josh Oglesby



2

2013-14 Game-by-Game

**Jr., 6-5, 208, Guard
Cedar Rapids, Iowa
Washington HS**

- Scored in double figures 12 times
- Broke a bone in his right foot on Nov. 6; expected to miss six weeks

Personal Bests

Points: 24 at Indiana, 1/29/12
 Rebounds: 5, 2x, last vs. Wichita State, 11/21/12
 FGM: 8 at Indiana, 1/29/12
 FGA: 12 at Indiana, 1/29/12
 3-pt FG: 6 at Indiana, 1/29/12
 3-pt FGA: 11 at Wisconsin, 2/6/13
 FTM: 5 vs. Indiana, 2/19/12
 FTA: 6 vs. Indiana, 2/19/12
 Assists: 4, 2x, last vs. Northwestern, 1/13/13
 Steals: 2, 3x, last at Minnesota, 2/3/13
 Blocks: 2 vs. Wichita State, 11/21/12
 Minutes: 36 vs. Indiana, 2/19/12

CAREER STATISTICS

YEAR	G/GS	FG-A	PCT	3-PT	PCT	FT-A	PCT	RB	AVG	PF-FO	AS	TO	BK	ST	PTS	AVG
Fresh.	35/5	76-191	.398	45-121	.372	26-36	.722	59	1.7	26-0	41	15	2	7	223	6.4
Soph.	37/2	52-190	.274	42-156	.269	19-24	.792	50	1.4	19-0	38	19	3	12	165	4.5
Junior	0/0	0-0	.000	0-0	.000	0-0	.000	0	0.0	0-0	0	0	0	0	0	0.0
TOTALS	72/7	128-381	.336	87-277	.314	45-60	.750	109	1.5	45-0	79	34	5	19	388	5.4



IOWA HAWKEYE BASKETBALL

Updated Iowa Player Bio

Gabriel Olaseni



0

2013-14 Game-by-Game

Opponent	Date	gs	min	Total		3-Pointers		Free throws		Rebounds				pf	a	t/o	blk	stl	pts	avg
				fg-fga	pct	3fg-fga	pct	ft-fga	pct	off	def	tot	avg							
UNC WILMINGTON	11/08/13	17	1-8	.125	0-0	.000	6-8	.750	3	4	7	7.0	1	0	0	5	0	8	8.0	
NEBRASKA-OMAHA	11/10/13	13	0-1	.000	0-0	.000	0-0	.000	1	0	1	4.0	2	0	1	1	1	0	4.0	
MD. EASTERN SHORE	11/14/13	13	5-10	.500	0-0	.000	0-2	.000	5	0	5	4.3	2	0	1	3	0	10	6.0	
ABILENE CHRISTIAN	11/17/13	16	4-5	.800	0-0	.000	2-4	.500	1	2	3	4.0	1	0	0	1	0	10	7.0	
PENN	11/22/13	16	3-6	.500	0-0	.000	2-3	.667	3	3	6	4.4	3	0	3	3	1	8	7.2	
Totals		0	75	13-30	.433	0-0	.000	10-17	.588	13	9	22	4.4	9	0	5	13	2	36	7.2

Games played: 5
 Minutes/game: 15.0
 Points/game: 7.2
 FG Pct: 43.3
 FT Pct: 58.8

Rebounds/game: 4.4
 Turnovers/game: 1.0
 Steals/game: 0.4
 Blocks/game: 2.6

Jr., 6-10, 225, Center
London, England
Sunrise Christian Academy

- Rejected at least one shot in all five contests, and three or more shots in three games
- Led Iowa in blocks in 3-of-5 games
- Averaged 9.3 points in the last three games, including netting 10 points in back-to-back contests
- Blocked a season-high five shots, while also scoring eight points and grabbing seven rebounds in win over UNC Wilmington
- Had eight points and six rebounds in victory over Penn

Personal Bests

Points: 14 vs. Coppin State, 12/22/12
Rebounds: 10 vs. SC State, 12/19/12
FGM: 6 vs. Coppin State, 12/22/12
FGA: 8, 2x, last at Michigan, 1/6/13
FTM: 6 vs. Chicago State, 11/11/11
FTA: 8 vs. Chicago State, 11/11/11
Assists: 3 vs. Nebraska, 3/9/13
Steals: 2, 2x, last vs. SC State, 12/19/12
Blocks: 7 vs. Illinois, 3/5/13
Minutes: 20 vs. Stony Brook, 3/22/13

CAREER STATISTICS

YEAR	G/GS	FG-A	PCT	3-PT	PCT	FT-A	PCT	RB	AVG	PF-FO	AS	TO	BK	ST	PTS	AVG
Fresh.	18/0	9-19	.474	0-0	.000	8-13	.615	22	1.2	12-0	3	9	8	4	26	1.4
Soph.	37/0	37-71	.521	0-0	.000	25-36	.694	96	2.6	53-0	8	18	36	7	99	2.7
Junior	5/0	13-30	.433	0-0	.000	10-17	.588	22	4.4	9-0	0	5	13	2	36	7.2
TOTALS	60/0	59-120	.492	0-0	.000	43-66	.652	140	2.3	74-0	11	32	57	13	161	2.7



IOWA HAWKEYE BASKETBALL

Updated Iowa Player Bio

Darius Stokes



35

2013-14 Game-by-Game

Opponent	Date	gs	min	Total		3-Pointers		Free throws		Rebounds				pf	a	t/o	blk	stl	pts	avg
				fg-fga	pct	3fg-fga	pct	ft-fa	pct	off	def	tot	avg							
UNC WILMINGTON	11/08/13	9		0-1	.000	0-0	.000	0-0	.000	0	0	0	0.0	3	0	1	0	0	0	0.0
MD. EASTERN SHORE	11/14/13	8		1-3	.333	0-0	.000	0-0	.000	0	0	0	0.0	1	0	0	0	0	2	1.0
PENN	11/22/13	3		0-1	.000	0-0	.000	0-0	.000	1	1	2	0.7	1	0	0	0	0	0	0.7
Totals		0	20	1-5	.200	0-0	.000	0-0	.000	1	1	2	0.7	5	0	1	0	0	2	0.7

Games played: 3
 Minutes/game: 6.7
 Points/game: 0.7
 FG Pct: 20.0

Rebounds/game: 0.7
 Turnovers/game: 0.3

Jr., 6-7, 208, Forward
Cedar Rapids, Iowa
Linn-Mar HS

- Earned a scholarship this summer after being a non-scholarship athlete
- Saw action in 26 career games, including two this season
- Missed the Abilene Christian game due to an injured foot, but played in Iowa's last outing against Penn

Personal Bests

- Points:** 2, 5x, last vs. Minnesota, 2/17/13
Rebounds: 5 vs. SC State, 12/19/12
FGM: 1, 5x, last vs. Minnesota, 2/17/13
FGA: 4, vs. A&M-CC, 12/1/12
3-pt FG: ---
3-pt FGA: 2 vs. SC State, 12/19/12
FTM: 1, 2x, last vs. Coppin St, 12/22/12
FTA: 2, 2x, last vs. Coppin St, 12/22/12
Assists: 1, 3x, last vs. UTPA, 11/9/12
Steals: 1 vs. Clemson, 11/29/11
Blocks: 1, 4x, last vs. Nebraska, 3/9/13
Minutes: 9 vs. UNC Wilmington, 11/8/13

CAREER STATISTICS

YEAR	G/GS	FG-A	PCT	3-PT	PCT	FT-A	PCT	RB	AVG	PF-FO	AS	TO	BK	ST	PTS	AVG
Fresh.	12/0	2-5	.400	0-0	.000	0-0	.000	9	0.8	6-0	2	2	2	1	4	0.3
Soph.	12/0	3-11	.273	0-3	.000	2-5	.400	15	1.3	3-0	1	6	2	0	8	0.7
Junior	3/0	1-5	.200	0-0	.000	0-0	.000	2	0.7	5-0	0	1	0	0	2	0.7
TOTALS	27/0	6-21	.286	0-3	.000	2-5	.400	26	1.0	14-0	3	9	4	1	14	0.5



IOWA HAWKEYE BASKETBALL

Updated Iowa Player Bio

Okey Ukah



32

So., 6-5, 217, Forward
Iowa City, Iowa
West HS
Kirkwood CC

- Non-scholarship athlete
- Played in four career games
- Scored one point and grabbed two rebounds in five minutes of action against Maryland Eastern Shore

Personal Bests

Points: 1 vs. Md. Eastern Shore, 11/14/13
Rebounds: 2 vs. Md. Eastern Shore, 11/14/13
FGM: ---
FGA: 1 vs. Md. Eastern Shore, 11/14/13
3-pt FG: ---
3-pt FGA: ---
FTM: 1 vs. Md. Eastern Shore, 11/14/13
FTA: 2 vs. Md. Eastern Shore, 11/14/13
Assists: ---
Steals: ---
Blocks: 1 vs. Md. Eastern Shore, 11/14/13
Minutes: 5 vs. Md. Eastern Shore, 11/14/13

2013-14 Game-by-Game

Opponent	Date	gs	min	Total		3-Pointers		Free throws		Rebounds				pf	a	t/o	blk	stl	pts	avg
				fg-fga	pct	3fg-fga	pct	ft-fa	pct	off	def	tot	avg							
UNC WILMINGTON	11/08/13	4	0-0	.000	0-0	.000	0-0	.000	0	1	1	1.0	0	0	0	0	0	0	0.0	
MD. EASTERN SHORE	11/14/13	5	0-1	.000	0-0	.000	1-2	.500	1	1	2	1.5	0	0	0	1	0	1	0.5	
ABILENE CHRISTIAN	11/17/13	2	0-0	.000	0-0	.000	0-0	.000	0	0	0	1.0	0	0	0	0	0	0	0.3	
PENN	11/22/13	3	0-0	.000	0-0	.000	0-0	.000	0	0	0	0.8	0	0	0	0	0	0	0.3	
Totals		0	14	0-1	.000	0-0	.000	1-2	.500	1	2	3	0.8	0	0	1	0	1	0.3	

Games played: 4
 Minutes/game: 3.5
 Points/game: 0.3
 FG Pct: 0.0
 FT Pct: 50.0

Rebounds/game: 0.8
 Blocks/game: 0.3

CAREER STATISTICS

YEAR	G/GS	FG-A	PCT	3-PT	PCT	FT-A	PCT	RB	AVG	PF-FO	AS	TO	BK	ST	PTS	AVG
Soph.	4/0	0-1	.000	0-0	.000	1-2	.500	3	0.8	0-0	0	0	1	0	1	0.3



IOWA HAWKEYE BASKETBALL

Updated Iowa Player Bio

Jarrood Uthoff



20

So., 6-9, 208, Forward
Cedar Rapids, Iowa
Jefferson HS
Wisconsin

- Ranks second in team blocks (10) and rebounding (6.8), and third in scoring (11.8)
- Netted double figures three times
- Has missed only two free throws (21-23)
- Pulled down seven or more rebounds in Iowa's first three contests
- Scored 14 points, blocked four shots and grabbed seven rebounds in first career game in win over UNC Wilmington
- Tallied a personal-best 19 points, missing only one shot (6-7 FG, 6-6 FT) in victory over Penn

Personal Bests

Points: 19 vs. Penn, 11/22/13
Rebounds: 11 vs. Md. Eastern Shore, 11/14/13
FGM: 6 vs. Penn, 11/22/13
FGA: 8 vs. UNC Wilmington, 11/8/13
3-pt FG: 1, 2x, last vs. Penn, 11/22/13
3-pt FGA: 1, 4x, last vs. Penn, 11/22/13
FTM: 6 vs. Penn, 11/22/13
FTA: 6, 3x, last vs. Penn, 11/22/13
Assists: 3 vs. ACU, 11/17/13
Steals: 1 vs. ACU, 11/17/13
Blocks: 4 vs. UNC Wilmington, 11/8/13
Minutes: 23, 2x last vs. ACU, 11/17/13

2013-14 Game-by-Game

Opponent	Date	gs	min	Total		3-Pointers		Free throws		Rebounds				pf	a	t/o	blk	stl	pts	avg
				fg-fga	pct	3fg-fga	pct	ft-fa	pct	off	def	tot	avg							
UNC WILMINGTON	11/08/13	19	5-8	.625	1-1	1.000	3-3	1.000	1	6	7	7.0	1	0	0	4	0	14	14.0	
NEBRASKA-OMAHA	11/10/13	23	2-6	.333	0-1	.000	5-6	.833	4	3	7	7.0	1	1	2	1	0	9	11.5	
MD. EASTERN SHORE	11/14/13	18	3-7	.429	0-1	.000	5-6	.833	4	7	11	8.3	2	0	2	1	0	11	11.3	
ABILENE CHRISTIAN	11/17/13	23	2-4	.500	0-0	.000	2-2	1.000	0	5	5	7.5	1	3	0	3	1	6	10.0	
PENN	11/22/13	21	6-7	.857	1-1	1.000	6-6	1.000	1	3	4	6.8	0	2	2	1	1	19	11.8	
Totals		0	104	18-32	.563	2-4	.500	21-23	.913	10	24	34	6.8	5	6	6	10	2	59	11.8

Games played: 5
 Minutes/game: 20.8
 Points/game: 11.8
 FG Pct: 56.3
 3FG Pct: 50.0
 FT Pct: 91.3

Rebounds/game: 6.8
 Assists/game: 1.2
 Turnovers/game: 1.2
 Assist/turnover ratio: 1.0
 Steals/game: 0.4
 Blocks/game: 2.0

CAREER STATISTICS

YEAR	G/GS	FG-A	PCT	3-PT	PCT	FT-A	PCT	RB	AVG	PF-FO	AS	TO	BK	ST	PTS	AVG
Soph.	5/0	18-32	.563	4-4	.500	21-23	.913	34	6.8	5-0	6	6	10	2	59	11.8



IOWA HAWKEYE BASKETBALL

Updated Iowa Player Bio

Aaron White



30

**Jr., 6-9, 220, Forward
Strongsville, Ohio
Strongsville HS**

- 55 points from reaching 1,000 career points
- Scored in double figures the first three games and 47 career times
- Has nine career double-doubles
- Ranks second on the team in scoring (13.6) and first in rebounding (7.6)
- Has missed only five free throws (20-25)
- Tallied 20+ points in back-to-back games (Nebraska-Omaha and UMES)

Personal Bests

Points: 27 vs. Penn State, 1/31/13
Rebounds: 15, UNO, 11/10/13
FGM: 10 vs. Dayton, 3/13/12
FGA: 17 at Oregon, 3/18/12
3-pt FG: 2, 5x, last at Purdue, 1/27/13
3-pt FGA: 5 at Oregon, 3/18/13
FTM: 13 vs. Wisconsin, 1/19/13
FTA: 15 vs. Wisconsin, 1/19/13
Assists: 4, 2x, last at Northwestern, 1/13/13
Steals: 4, 2x, last at Indiana, 3/2/13
Blocks: 3, 3x, last vs. Minnesota, 2/17/13
Minutes: 36 vs. Purdue, 2/27/13

2013-14 Game-by-Game

Opponent	Date	qs	min	Total		3-Pointers		Free throws		Rebounds				pf	a	t/o	blk	stl	pts	avg	
				fg-fga	pct	3fg-fga	pct	ft-fa	pct	off	def	tot	avg								
UNC WILMINGTON	11/08/13	*	19	4-6	.667	0-0	.000	2-2	1.000	0	6	6	6.0	0	2	2	0	1	10	10.0	
NEBRASKA-OMAHA	11/10/13	*	33	5-10	.500	0-2	.000	10-12	.833	4	11	15	10.5	2	2	4	0	1	20	15.0	
MD. EASTERN SHORE	11/14/13	*	17	9-10	.900	0-1	.000	4-5	.800	0	3	3	8.0	0	2	2	0	1	22	17.3	
ABILENE CHRISTIAN	11/17/13	*	17	4-5	.800	0-0	.000	1-1	1.000	0	7	7	7.8	1	3	2	0	1	9	15.3	
PENN	11/22/13	*	22	2-6	.333	0-0	.000	3-5	.600	2	5	7	7.6	0	0	0	0	1	7	13.6	
Totals			5	108	24-37	.649	0-3	.000	20-25	.800	6	32	38	7.6	3	9	10	0	5	68	13.6

Games played: 5
 Minutes/game: 21.6
 Points/game: 13.6
 FG Pct: 64.9
 3FG Pct: 0.0
 FT Pct: 80.0

Rebounds/game: 7.6
 Assists/game: 1.8
 Turnovers/game: 2.0
 Assist/turnover ratio: 0.9
 Steals/game: 1.0

CAREER STATISTICS

YEAR	G/GS	FG-A	PCT	3-PT	PCT	FT-A	PCT	RB	AVG	PF-FO	AS	TO	BK	ST	PTS	AVG
Fresh.	35/14	136-270	.504	17-61	.279	100-143	.699	199	5.7	73-2	31	49	23	31	389	11.1
Soph.	38/38	140-299	.468	15-66	.234	193-258	.748	234	6.2	54-0	51	62	27	41	488	12.8
Junior	5/5	24-37	.649	0-3	.000	20-25	.800	38	7.6	3-0	9	10	0	5	68	13.6
TOTALS	78-57	200-606	.495	32-130	.246	313-426	.735	471	6.0	130-2	91	121	50	77	945	12.1



IOWA HAWKEYE BASKETBALL

Updated Iowa Player Bio

Adam Woodbury



34

So., 7-1, 245, Center
Sioux City, Iowa
East HS

- Missed only three free throws this season (8-11)
- Scored five or more points and cleared five or more rebounds three times this year
- Started all 43 games of his career, 38 as a freshman

Personal Bests

Points: 13 vs. A&M-CC, 12/1/12
Rebounds: 9, 2x, last vs. Northwestern, 1/13/13
FGM: 6 vs. Nebraska, 3/9/13
FGA: 8, 2x, last vs. Maryland, 4/2/13
FTM: 3, 4x, last vs. ACU, 11/17/13
FTA: 5 at Virginia Tech, 11/27/12
Assists: 2, 7x, last at ACU, 11/17/13
Steals: 2, 4x, last vs. Northwestern, 3/14/13
Blocks: 3, 3x, last vs. Penn State, 1/31/13
Minutes: 29 vs. Maryland, 4/2/13

2013-14 Game-by-Game

Opponent	Date	qs	min	Total		3-Pointers		Free throws		Rebounds				pf	a	t/o	blk	stl	pts	avg	
				fg-fga	pct	3fg-fga	pct	ft-fa	pct	off	def	tot	avg								
UNC WILMINGTON	11/08/13	*	13	2-6	.333	0-0	.000	0-1	.000	1	4	5	5.0	4	1	0	1	0	4	4.0	
NEBRASKA-OMAHA	11/10/13	*	11	2-4	.500	0-0	.000	1-2	.500	2	1	3	4.0	1	1	3	1	0	5	4.5	
MD. EASTERN SHORE	11/14/13	*	19	1-3	.333	0-0	.000	2-2	1.000	1	5	6	4.7	2	0	1	1	0	4	4.3	
ABILENE CHRISTIAN	11/17/13	*	18	3-4	.750	0-0	.000	3-3	1.000	1	2	3	4.3	3	2	0	0	1	9	5.5	
PENN	11/22/13	*	20	2-6	.333	0-0	.000	2-3	.667	5	3	8	5.0	3	1	0	0	0	6	5.6	
Totals			5	81	10-23	.435	0-0	.000	8-11	.727	10	15	25	5.0	13	5	4	3	1	28	5.6

Games played: 5
 Minutes/game: 16.2
 Points/game: 5.6
 FG Pct: 43.5
 FT Pct: 72.7

Rebounds/game: 5.0
 Assists/game: 1.0
 Turnovers/game: 0.8
 Assist/turnover ratio: 1.3
 Steals/game: 0.2
 Blocks/game: 0.6

CAREER STATISTICS

YEAR	G/GS	FG-A	PCT	3-PT	PCT	FT-A	PCT	RB	AVG	PF-FO	AS	TO	BK	ST	PTS	AVG
Fresh.	38/38	81-166	.488	0-0	.000	26-51	.510	181	4.8	96-1	22	48	29	16	188	4.9
Soph.	5/5	10-23	.435	0-0	.000	8-11	.727	25	5.0	13-0	5	4	3	1	28	5.6
TOTALS	43/43	91-189	.481	0-0	.000	34-62	.548	206	4.8	109-1	27	52	32	17	216	5.0



IOWA HAWKEYE BASKETBALL

Game-by-Game Results

Overall: 5-0 Big Ten: 0-0 Home: 5-0 Away: 0-0 Neutral: 0-0

Date	Opponent	Result	Attend.	Top Scorer	Top Rebounder
Nov. 8	UNC Wilmington	W, 82-39	15,293	14, Jarrod Uthoff	7, McCabe, Uthoff, Olaseni
Nov. 10	Nebraska-Omaha	W, 83-75	14,271	20, Aaron White	15, Aaron White
Nov. 14	Maryland Eastern Shore	W, 109-63	13,374	22, Aaron White	11, Jarrod Uthoff
Nov. 17	Abilene Christian	W, 103-41	14,733	27, Roy Devyn Marble	7, Aaron White
Nov. 22	Penn	W, 86-55	15,400	19, Jarrod Uthoff	8, Adam Woodbury

^ - Battle 4 Atlantis -- Nassau, Bahamas

\$ - Big Ten / ACC Challenge

+ - Iowa Corn Cy-Hawk Series

- Hy-Vee Big Four Classic -- Des Moines, Iowa

* - Big Ten Conference Game

% - Big Ten Tournament -- Indianapolis

Attendance Summary	Games	Totals	Average
Home	5	73,071	14,614
Away	0	0	0
Neutral	0	0	0
Totals	5	73,071	14,614



IOWA HAWKEYE BASKETBALL

Game-by-Game Statistics

Team	Score	FG-A	PCT	3-PT. FG	PCT	FT-A	PCT	REB	PF	AS	TO	BS	ST
at Iowa	82	31-67	.463	4-12	.333	16-24	.667	56	10	19	10	12	7
UNC-Wilmington	39	16-72	.222	2-23	.087	5-10	.500	43	20	6	14	1	6
at Iowa	83	21-56	.375	3-14	.214	38-49	.776	49	15	12	18	7	7
Nebraska-Omaha	75	28-71	.394	8-28	.286	11-16	.688	37	30	14	16	2	11
at Iowa	109	35-68	.515	7-17	.412	32-43	.744	57	18	24	12	6	8
Maryland Eastern Shore	63	24-75	.320	4-25	.160	11-18	.611	37	27	9	15	1	8
at Iowa	103	38-61	.623	9-21	.429	18-22	.818	36	10	25	5	5	11
Abilene Christian	41	14-54	.259	3-23	.130	10-12	.833	30	21	6	19	0	3
at Iowa	86	26-66	.394	6-18	.333	28-40	.700	44	17	11	10	5	14
Penn	55	21-58	.362	3-23	.130	10-16	.625	41	29	15	25	4	2



IOWA HAWKEYE BASKETBALL

Season & Career Bests

Season Bests

Player	Points	3-Pointers	Rebounds	Assists	Blocks	Steals
Melsahn Basabe	12, UMES	---	9, Omaha	1, Omaha	2, Omaha	1, twice
Anthony Clemmons	11, Omaha	1, twice	3, three times	5, UNCW	2, Omaha	1, five times
Kyle Denning	3, twice	1, twice	1, three times	2, ACU	---	1, ACU
Mike Gesell	10, Penn	2, twice	1, twice	7, UMES	---	2, three times
Peter Jok	15, ACU	3, ACU	5, UNCW	3, ACU	1, ACU	2, ACU
Roy Devyn Marble	27, ACU	3, ACU	5, Omaha	5, twice	1, Penn	6, Penn
Zach McCabe	12, Omaha	2, twice	7, UNCW	3, ACU	---	1, twice
Kyle Meyer	3, UMES	1, UMES	7, UMES	2, UMES	---	1, ACU
Josh Oglesby	---	---	---	---	---	---
Gabriel Olaseni	10, twice	---	7, UNCW	---	5, UNCW	1, twice
Darius Stokes	2, UMES	---	2, Penn	---	---	---
Okey Ukah	1, UMES	---	2, UMES	---	1, UMES	---
Jarrold Uthoff	19, Penn	1, twice	11, UMES	3, ACU	4, UNCW	1, twice
Aaron White	22, UMES	---	15, Omaha	3, ACU	---	1, five times
Adam Woodbury	9, ACU	---	8, Penn	2, ACU	1, three times	1, ACU

Career Bests

Player	Points	3-Pointers	Rebounds	Assists	Blocks	Steals
Melsahn Basabe	25, Michigan, '11	---	14, Iowa State, '10	2, four times	7, Iowa State, '10	2, six times
Anthony Clemmons	14, Iowa State, '12	2, three times	4, three times	9, Coppin St., '12	2, Omaha, '13	3, three times
Kyle Denning	6, SCSU, '12	2, SCSU, '12	1, twice	2, twice	---	1, twice
Mike Gesell	23, UNI, '12	4, UNI, '12	6, twice	8, SCSU	1, ten times	4, Minnesota
Peter Jok	15, ACU, '13	3, ACU, '13	5, UNCW, '13	3, ACU, '13	1, ACU, '13	2, ACU, '13
Roy Devyn Marble	31, Oregon, '12	7, Oregon, '12	9, Indiana, '12	8, Wisconsin, '12	3, Boise State, '11	6, Penn, '13
Zach McCabe	20, three times	4, three times	10, Minnesota, '12	4, Minnesota, '12	2, twice	4, five times
Kyle Meyer	3, UMES, '13	1, UMES, '13	7, UMES, '13	2, UMES, '13	---	1, ACU, '13
Josh Oglesby	24, Indiana, '12	6, Indiana, '12	5, twice	4, two times	2, Wichita St., '12	2, three times
Gabriel Olaseni	14, Coppin St., '12	---	10, SCSU, '12	3, Nebraska	7, Illinois, '13	2, twice
Okey Ukah	1, UMES, '13	---	2, UMES, '13	---	1, UMES, '13	---
Jarrold Uthoff	19, Penn, '13	1, twice	11, UMES, '13	3, ACU, '13	4, UNCW, '13	1, twice
Darius Stokes	2, six times	---	5, SCSU, '12	1, three times	1, four times	1, Clemson, '11
Aaron White	27, Penn State, '13	2, four times	15, Omaha	4, two times	3, three times	4, twice
Adam Woodbury	13, A&M-CC, '12	---	9, twice	2, seven times	3, three times	2, four times



IOWA HAWKEYE BASKETBALL

Season Highs And Lows/Specialty Statistics

CATEGORY	IOWA		OPPONENTS	
<u>Points</u>	High	109 Md. Eastern Shore	75	Nebraska-Omaha
	Low	82 UNC Wilmington	39	UNC Wilmington
<u>FG Made</u>	High	38 Abilene Christian	28	Nebraska-Omaha
	Low	21 Nebraska-Omaha	14	Abilene Christian
<u>FG Att.</u>	High	68 Md. Eastern Shore	75	Md. Eastern Shore
	Low	56 Nebraska-Omaha	54	Abilene Christian
<u>FG%</u>	High	.623 Abilene Christian	.362	Penn
	Low	.375 Nebraska-Omaha	.222	UNC Wilmington
<u>3FG Made</u>	High	9 Abilene Christian	8	Nebraska-Omaha
	Low	3 Nebraska-Omaha	2	UNC Wilmington
<u>3FG Att.</u>	High	21 Abilene Christian	28	Nebraska-Omaha
	Low	12 UNC Wilmington	23	UNCW/Abilene Christian/Penn
<u>3FG%</u>	High	.429 Abilene Christian	.286	Nebraska-Omaha
	Low	.214 Nebraska-Omaha	.087	UNC Wilmington
<u>FTM</u>	High	38 Nebraska-Omaha	10	Penn
	Low	16 UNC Wilmington	5	UNC Wilmington
<u>FTA</u>	High	49 Nebraska-Omaha	16	Nebraska-Omaha/Penn
	Low	22 Abilene Christian	10	UNC Wilmington
<u>FT% (min. 10)</u>	High	.818 Abilene Christian	.833	Abilene Christian
	Low	.667 UNC Wilmington	.500	UNC Wilmington
<u>Off. Reb.</u>	High	20 Nebraska-Omaha	19	UNC Wilmington
	Low	5 Abilene Christian	10	Abilene Christian
<u>Def. Reb.</u>	High	40 UNC Wilmington	26	Penn
	Low	26 Penn	20	Nebraska-Omaha/Abilene Christian
<u>Total Reb.</u>	High	57 Md. Eastern Shore	43	UNC Wilmington
	Low	36 Abilene Christian	30	Abilene Christian
<u>Assists</u>	High	25 Abilene Christian	15	Penn
	Low	11 Penn	6	UNCWilmington/Abilene Christian
<u>Steals</u>	High	14 Penn	11	Nebraska-Omaha
	Low	7 UNCW/Omaha	2	Penn
<u>Blocks</u>	High	12 UNC Wilmington	4	Penn
	Low	5 Abilene Christian/Penn	0	Abilene Christian
<u>Turnovers</u>	High	18 Nebraska-Omaha	25	Penn
	Low	5 Abilene Christian	14	UNC Wilmington
<u>Fouls</u>	High	18 Md. Eastern Shore	30	Nebraska-Omaha
	Low	10 UNCW/Abilene Christian	20	UNC Wilmington

GAME-BY-GAME SPECIALTY STATS

Date	Opponent	Pts. Off	Pts. in	2nd	Bench
		TO's	Paint	Chance	Points
11/8	UNC-Wilmington	16-7	42-16	14-10	49-16
11/10	Nebraska-Omaha	17-23	30-26	13-19	35-15
11/14	Md.-Eastern Shore	18-21	44-30	16-16	53-19
11/17	Abilene Christian	29-4	46-16	9-5	51-16
11/22	Penn	30-10	30-30	13-14	45-12

IOWA AND OPPONENT INDIVIDUAL HIGH PERFORMANCES

CATEGORY	IOWA	OPPONENTS
<u>Points</u>	27 Roy Devyn Marble vs. Abilene Christian	22 CJ Carter (Nebraska-Omaha)
<u>Field Goals Made</u>	9 White vs. UMES/Marble vs. Abilene Christian	8 CJ Carter (Nebraska-Omaha)
<u>Field Goals Attempted</u>	13 Three times	24 Isaac Smith (Md. Eastern Shore)
<u>Field Goal Percentage (min. 5 made)</u>	.900 (9-10) Aaron White vs. Md. Eastern Shore	.750 (6-8) Cedrick Williams (UNCW)
<u>3-Point Field Goals Made</u>	3 Two players	4 (4-14) CJ Carter (Nebraska-Omaha)
<u>3-Point Field Goals Attempted</u>	3 (3-6) Roy Devyn Marble vs. Abilene Christian	14 (4-14) CJ Carter (Nebraska-Omaha)
<u>3-Point Field Goals Pct. (min. 4 made)</u>	--- .286 (4-14)	--- CJ Carter (Nebraska-Omaha)
<u>Free Throws Made</u>	11 (11-14) Roy Devyn Marble vs. Nebraska-Omaha	6 (6-8) Two players
<u>Free Throws Attempted</u>	14 (11-14) Roy Devyn Marble vs. Nebraska-Omaha	8 (6-8) Two players
<u>Free Throw Pct. (min. 7 made)</u>	1.00 (8-8) Peter Jok vs. Md. Eastern Shore	--- ---
<u>Offensive Rebounds</u>	5 Gabriel Olaseni vs. Md. Eastern Shore	4 Two players
<u>Defensive Rebounds</u>	11 Aaron White vs. Nebraska-Omaha	7 Two Players
<u>Total Rebounds</u>	15 Aaron White vs. Nebraska-Omaha	11 Matt Hagerbaumer (Nebraska-Omaha)
<u>Assists</u>	7 Mike Gesell vs. Md. Eastern Shore	5 Tony Hicks (Penn)
<u>Steals</u>	6 Roy Devyn Marble vs. Penn	4 Devin Patterson (Nebraska-Omaha)
<u>Blocks</u>	5 Gabriel Olaseni vs. UNCW	2 Darien Nelson-Henry (Penn)
<u>Turnovers</u>	4 Aaron White vs. Nebraska-Omaha	6 Two players



IOWA HAWKEYE BASKETBALL

The Last Time...

The Last Time a Player . . .

Had 30 or more points

Iowa -- 30, Roy Devyn Marble, UNI, 12/15/12
Opponent -- 30, Tim Hardaway Jr., Michigan, 2/19/11

Made at least 90% of his FGA (10 att.)

Iowa -- .909 (9-10), Luke Recker vs. Purdue, 3/07/02
Opponent -- .900 (9-10), E.J. Singler, Oregon, 3/18/12

Made 100% of his FTA (10 att.)

Iowa -- 1.000 (10-10), Roy Devyn Marble, 3/5/13
Opponent -- 1.000 (10-10), Morris Smith IV, UTSA, 11/15/09

Had 15 or more rebounds

Iowa -- 15, Aaron White vs. Nebraska-Omaha, 11/10/13
Opponent -- 15, Jon Leuer, Wisconsin, 2/9/11

Had 10 or more assists

Iowa -- 11, Bryce Cartwright vs. Oregon, 3/18/12
Opponent -- 10, Jackson Pierre, 4/4/13

Had 5 or more blocks

Iowa -- 5, Gabriel Olaseni vs. UNC Wilmington, 11/8/13
Opponent -- 5, Austin Isaiah, Baylor, 4/4/13

Had 5 or more steals

Iowa -- 6, Roy Devyn Marble, 11/22/13
Opponent -- 6, AJ Walton, Baylor, 4/4/13

The Last Time a Team . . .

Scored 100 or more points

Iowa -- 103 vs. Abilene Christian, 11/17/13
Opponent -- 108 by Oregon, 3/18/12

Scored 40 or fewer points

Iowa -- 40 at Wisconsin, 3/3/10
Opponent -- 39 by UNC Wilmington, 11/8/13

Won an overtime game

Iowa -- 75-67 (2 OT) vs. Penn State, 3/07/09
Opponent -- 74-70 (2OT), Wisconsin, 2/6/13

Made at least 60% of its FGA (20 att.)

Iowa -- .623 (38-61) vs. Abilene Christian, 11/17/13
Opponent -- .617 (37-60) by Michigan State, 1/10/2012

Made at least 50% of its 3-pt. FGA (8 att.)

Iowa -- .556 (5-9) vs. Minnesota, 2/17/13
Opponent -- .520 (13-25) by Northwestern, 2/9/12

Made at least 90% of its FTA (10 att.)

Iowa -- 1.000 (15-15) vs. Virginia, 3/27/13
Opponents -- .909 (10-11) by Indiana State, 2/20/13



IOWA HAWKEYE BASKETBALL

2013-14 Iowa Record When . . .

When playing at home:	5-0	When leading at the half:	4-0	When wearing White:	3-0
When playing on the road:	0-0	When trailing at the half:	1-0	When wearing Black:	0-0
When playing on a neutral court:	0-0	When tied at the half:	0-0	When wearing Gold:	2-0
When Iowa scores 100 points or more:	2-0	Iowa field goal percentage at home:	151-318	.475	
When Iowa scores 90-99 points:	0-0	Iowa field goal percentage on road:	0-0	.000	
When Iowa scores 80-89 points:	3-0	Iowa 3-point percentage at home:	29-82	.354	
When Iowa scores 70-79 points:	0-0	Iowa 3-point percentage on road:	0-0	.000	
When Iowa scores under 70 points:	0-0	Iowa free throw percentage at home:	132-178	.742	
		Iowa free throw percentage on road:	0-0	.000	
When opponent scores 100 points or more:	0-0	On Sunday:	2-0		
When opponent scores 90-99 points:	0-0	On Monday:	0-0		
When opponent scores 80-89 points:	0-0	On Tuesday:	0-0		
When opponent scores 70-79 points:	1-0	On Wednesday:	0-0		
When opponent scores 60-69 points:	1-0	On Thursday:	1-0		
When opponent scores fewer than 60 points:	3-0	On Friday:	2-0		
		On Saturday:	0-0		
When Iowa shoots at least 50% from the field:	2-0	On BTN:	2-0		
When Iowa shoots less than 50% from the field:	3-0	On CBS:	0-0		
When opponent shoots at least 50% from the field:	0-0	On ESPN:	0-0		
When opponent shoots less than 50% from the field:	5-0	On ESPN2:	0-0		
When Iowa has higher FG% than opponent:	4-0	On ESPNU:	0-0		
When opponent has higher FG%:	1-0	On Mediacom:	1-0		
When FG% is equal:	0-0	On NBC SN:	0-0		
When Iowa outrebounds opponent:	4-0	On CBS SN:	0-0		
When opponent has more rebounds:	0-0				
When rebounds are equal:	0-0				
When Iowa shoots at least 80% from the line:	1-0	Most Points, First Half:	56 vs. Md. Eastern Shore		
When Iowa shoots less than 80% from the line:	4-0	Fewest Points, First Half:	36 vs. Nebraska-Omaha		
When opponent shoots at least 80% from the line:	1-0	Most Points Allowed, First Half:	43 vs. Nebraska-Omaha		
When opponent shoots less than 80% from the line:	4-0	Fewest Points Allowed, First Half:	12 vs. UNC Wilmington		
When Iowa shoots more free throws than opponent:	5-0	Most Points, Second Half:	57 vs. Abilene Christian		
When opponent shoots more free throws:	0-0	Fewest Points, Second Half:	34 vs. UNC Wilmington		
When free throws attempts are equal:	0-0	Most Points Allowed, Second Half:	40 vs. Md. Eastern Shore		
When Iowa has higher FT% than opponent:	4-0	Fewest Points Allowed, Second Half:	19 vs. Abilene Christian		
When opponent has higher FT%:	1-0	Largest Halftime Advantage:	36 vs. UNC Wilmington		
When FT% is equal:	0-0	Largest Halftime Deficit:	7 vs. Nebraska-Omaha		
When Iowa shoots at least 50% from 3-point range:	0-0				
When Iowa shoots less than 50% from 3-point range:	5-0				
When opponent shoots at least 50% from 3-point range:	0-0				
When opponent shoots less than 50% from 3-point range:	5-0				
When Iowa has a higher 3-point FG% than opponent:	4-0				
When opponent has a higher 3-point FG%:	1-0				
When 3-point FG% is equal:	0-0				
When Iowa has more assists than opponent:	3-0				
When opponent has more assists:	2-0				
When assists are equal:	0-0				
When Iowa has fewer turnovers than opponent:	4-0				
When opponent has fewer turnovers:	1-0				
When turnovers are equal:	0-0				
When Iowa has more steals than opponent:	3-0				
When opponent has more steals:	1-0				
When steals are equal:	1-0				



IOWA HAWKEYE BASKETBALL

Under McCaffery... Iowa Record When . . .

When playing at home:	45-16	When leading at the half:	49-13	When wearing White:	39-17
When playing on the road:	8-26	When trailing at the half:	8-37	When wearing Black:	10-32
When playing on a neutral court:	6-8	When tied at the half:	2-0	When wearing Gold:	10-1
When Iowa scores 100 points or more:	4-0	Iowa field goal percentage at home:	1598-3499	.457	
When Iowa scores 90-99 points:	4-1	Iowa field goal percentage on road:	1125-2710	.415	
When Iowa scores 80-89 points:	14-1	Iowa 3-point percentage at home:	329-986	.333	
When Iowa scores 70-79 points:	20-15	Iowa 3-point percentage on road:	239-741	.319	
When Iowa scores under 70 points:	17-33	Iowa free throw percentage at home:	1047-1442	.726	
		Iowa free throw percentage on road:	658-953	.690	
When opponent scores 100 points or more:	0-2	On Sunday:	6-12		
When opponent scores 90-99 points:	0-5	On Monday:	3-2		
When opponent scores 80-89 points:	0-9	On Tuesday:	8-8		
When opponent scores 70-79 points:	9-21	On Wednesday:	8-10		
When opponent scores 60-69 points:	19-12	On Thursday:	7-7		
When opponent scores fewer than 60 points:	31-1	On Friday:	8-5		
		On Saturday:	17-5		
When Iowa shoots at least 50% from the field:	13-6	On BTN:	23-30		
When Iowa shoots less than 50% from the field:	46-44	On CBS:	0-0		
When opponent shoots at least 50% from the field:	2-25	On ESPN:	2-2		
When opponent shoots less than 50% from the field:	57-25	On ESPN2:	6-4		
When Iowa has higher FG% than opponent:	52-10	On ESPNU:	6-7		
When opponent has higher FG%:	7-38	On Mediacom:	9-0		
When FG% is equal:	1-1	On CBS SN:	1-1		
When Iowa outrebounds opponent:	50-15	On NBC SN:	0-0		
When opponent has more rebounds:	9-34				
When rebounds are equal:	0-1				
When Iowa shoots at least 80% from the line:	15-9	Most Points, First Half: 56 vs. Md. Eastern Shore, '13			
When Iowa shoots less than 80% from the line:	44-41	Fewest Points, First Half: 14 vs. Indiana, '13			
When opponent shoots at least 80% from the line:	14-11	Most Points Allowed, First Half: 55 vs. Michigan State, '12			
When opponent shoots less than 80% from the line:	46-39	Fewest Points Allowed, First Half: 12 vs. UNC Wilmington, '13			
When Iowa shoots more free throws than opponent:	50-20	Most Points, Second Half: 58 vs. SIU-Edwardsville, '10			
When opponent shoots more free throws:	7-29	Fewest Points, Second Half: 24 vs. Wisconsin, '12			
When free throws attempts are equal:	2-1	Most Points Allowed, Second Half: 61 at Oregon, '12			
When Iowa has higher FT% than opponent:	38-20	Fewest Points Allowed, Second Half: 16 vs. UNI, '10			
When opponent has higher FT%:	21-30	Largest Halftime Advantage: 36 vs. SIU-Edwardsville, '10			
When FT% is equal:	0-0	Largest Halftime Deficit: 22 at Michigan State, '12			
When Iowa shoots at least 50% from 3-point range:	5-4				
When Iowa shoots less than 50% from 3-point range:	54-46				
When opponent shoots at least 50% from 3-point range:	1-10				
When opponent shoots less than 50% from 3-point range:	58-40				
When Iowa has a higher 3-point FG% than opponent:	38-21				
When opponent has a higher 3-point FG%:	18-31				
When 3-point FG% is equal:	0-1				
When Iowa has more assists than opponent:	43-12				
When opponent has more assists:	14-35				
When assists are equal:	2-3				
When Iowa has fewer turnovers than opponent:	37-17				
When opponent has fewer turnovers:	17-28				
When turnovers are equal:	5-5				
When Iowa has more steals than opponent:	37-22				
When opponent has more steals:	16-25				
When steals are equal:	6-2				



IOWA HAWKEYE BASKETBALL

Iowa Superlatives Under McCaffery

TEAM

Most Points Scored

1. 111 – SIU Edwardsville (11/26/10)
2. **109 -- Md. Eastern Shore (11/14/13)**
3. **103 -- Abilene Christian (11/17/13)**
4. 105 – Central Arkansas (12/19/11)
5. 97 – Oregon (3/18/12)

Fewest Points Allowed

1. 36 -- Howard (11/15/12)
2. **39 -- UNC Wilmington (11/8/13)**
3. 40 – Louisiana Monroe (11/16/10)
4. 41 -- Abilene Christian (11/17/13)
5. 46 -- SC State (12/19/12)

Field Goals Made

1. 42 – Central Arkansas (12/19/11)
2. **38 -- Abilene Christian (11/17/13)**
3. 37 – SIU Edwardsville (11/26/10)
- 37 – Oregon (3/18/12)
5. **35 -- Md. Eastern Shore (11/14/13)**

Field Goals Attempted

1. 79 – Oregon (3/18/12)
2. 76 – Central Arkansas (12/19/11)
- 76 -- South Dakota (12/4/12)
4. 74 -- Wisconsin (2/6/13)
5. 71 – Wake Forest (11/30/10)

Field Goal Percentage (20 Made)

1. .630 – Indiana (1/29/12)
2. .623 -- Abilene Christian (11/17/13)
3. .587 – SIU Edwardsville (11/26/10)
4. .577 – Indiana (1/23/11)
- .577 – Mich St (2/2/11)
6. .571 – Nebraska (3/9/13)

3-Point Field Goals Made

1. 13 – Northern Illinois (11/17/11)
2. 12 -- Northern Iowa (12/15/12)
3. 11 -- SC State (12/19/12)
4. 10 – SIU Edwardsville (11/26/10)
- 10 – Wisconsin (2/23/12)
- 10 – Mich St (3/9/12)
- 10 – Oregon (3/18/12)

3-Point Field Goals Attempted

1. 28 – Minnesota (2/13/11)
2. 27 – Chicago St (11/11/11)
3. 26 – North Carolina A&T (11/14/11)
4. 25 - Northern Iowa (12/15/12)
5. 24 – Illinois (12/29/10)

3-Point FG Percentage (10 Made)

1. .619 (13-21) Northern Illinois (11/17/11)
2. .556 (10-18) SIUE (11/26/10)
- .556 (10-18) Wisconsin (2/23/12)
4. .500 (10-20) Mich St (3/9/12)
5. .480 (12-25) Northern Iowa (12/15/12)

Free Throws Made

1. **38 -- Nebraska-Omaha (11/10/13)**
2. **32 -- Md. Eastern Shore (11/14/13)**
3. 31 -- Wichita St (11/21/12)
- 31 -- Penn St (1/31/13)
5. 29 – Penn St (2/4/12)

Free Throws Attempted

1. **49 -- Nebraska-Omaha (11/10/13)**
2. **43 -- UM Eastern Shore (11/14/13)**
3. **40 -- Penn (11/22/13)**
4. 39 – Indiana (1/23/11)
- 39 -- Wichita St (11/21/12)
- 39 -- Penn St (1/31/13)

Free Throw Percentage (10 Made)

1. 1.000 (15-15) Virginia (3/27/13)
2. .917 (11-12) Michigan St (3/15/13)
3. .909 (20-22) Clemson (11/29/11)
4. .895 (17-19) South Dakota (12/4/12)
5. .880 (22-25) Iowa St (12/9/11)

Most Rebounds

1. **57 -- Md. Eastern Shore (11/14/13)**
2. **56 -- UNC Wilmington (11/8/13)**
- 56 – Brown (12/3/11)
- 56 -- SC State (12/19/12)
5. 54 -- Coppin State (12/22/12)

Most Assists

1. 32 – Central Arkansas (12/19/11)
2. 26 – Northern Illinois (11/17/11)
3. **25 -- Abilene Christian (11/17/13)**
4. 24 – SIU Edwardsville (11/26/10)
- 24 -- Md. Eastern Shore (11/14/13)**
6. 23 – Dayton (3/13/12)

Most Steals

1. 19 – SIU Edwardsville (11/26/10)
2. **14 -- Penn (11/22/13)**
- 14 – Idaho St (12/4/10)
- 14 – Chicago St (11/11/11)
5. 13 – IPFW (11/26/11)
- 13 -- UT-Pan American (11/9/12)

Most Blocked Shots

1. 13 -- Illinois (3/5/13)
2. **12 -- UNC Wilmington (11/8/13)**
3. 10 -- UT-Pan American (11/9/12)
4. 8 -- Purdue (1/27/13)
- 8 – Boise St (12/22/11)
- 8 -- Northwestern (3/14/13)

Fewest Turnovers

1. **5 -- Abilene Christian (11/17/13)**
- 5 – Boise St (12/22/11)
3. 6 – Illinois (3/8/12)
4. 7 -- Michigan (1/6/13)
- 7 -- Wisconsin (1/19/13)
- 7 -- Northwestern (3/14/13)

INDIVIDUAL

Most Points:

1. 33 – Matt Gatens vs Wisconsin (2/23/12)
2. 31 – Roy Devyn Marble vs Oregon (3/18/12)
3. 30 – Matt Gatens vs Indiana (2/19/12)
- 30 -- Roy Devyn Marble vs. UNI (12/15/12)
5. 28 -- Roy Devyn Marble vs. Stony Brook (3/22/13)
6. 27 – Matt Gatens vs NC A&T (11/14/11)
- 27 -- Roy Devyn Marble vs. SCSU (12/19/12)
- 27 -- Aaron White vs. Penn St (1/31/13)
- 27 -- Roy Devyn Marble vs ACU (11/17/13)**

Field Goals Made

1. 12 – Matt Gatens vs Wisconsin (2/23/12)
2. 10 – Devyn Marble vs Oregon (3/18/12)
- 10 – Aaron White vs Dayton (3/13/12)
- 10 – Matt Gatens vs Indiana (2/19/12)

Field Goals Attempted

1. 21 – Matt Gatens vs Minnesota (1/16/11)
2. 19 – Bryce Cartwright vs La Tech (12/21/10)
3. 18 – Matt Gatens vs Wisconsin (2/23/12)
- 18 – Matt Gatens vs Indiana (2/19/12)
- 18 -- Roy Devyn Marble vs. Stony Brook (3/22/13)

3-Point FG Made

1. 7 – Devyn Marble vs Oregon (3/18/12)
- 7 – Matt Gatens vs Wisconsin (2/23/12)
- 7 – Matt Gatens vs Indiana (2/19/12)
4. 6 -- Roy Devyn Marble vs. SCSU (12/19/12)

Free Throws Made

1. 14 -- Roy Devyn Marble vs. UNI (12/15/12)
2. 13 -- Aaron White vs. Wisconsin (1/19/13)
3. 12 -- Roy Devyn Marble vs. Indiana (12/31/12)
4. **11 -- Roy Devyn Marble vs. Omaha (11/10/13)**
- 11 – Matt Gatens vs Indiana (1/23/11)
- 11 -- Aaron White vs. Wichita St (11/21/12)
- 11 -- Aaron White vs. Purdue (2/27/13)

3-Point Field Goals Attempted

1. 11 – Matt Gatens vs Minnesota (2/13/11)
2. 10 – Matt Gatens vs Penn St (2/4/12)
- 10 -- Roy Devyn Marble at Iowa St (12/9/11)

Most Rebounds:

1. **15 -- Aaron White vs. Omaha (11/10/13)**
- 15 -- Jarryd Cole vs. UNI (12/7/10)
3. 14 -- Melsahn Basabe vs Iowa St (12/10/10)
4. 13 -- Melsahn Basabe vs Indiana (2/5/10)
- 13 -- Melsahn Basabe vs Minnesota (1/16/11)
- 13 -- Melsahn Basabe vs Ohio St (1/4/11)
- 13 -- Aaron White at Nebraska (2/23/13)
- 13 -- Melsahn Basabe vs Nebraska (3/9/13)
- 13 -- Aaron White vs. Indiana State (3/20/13)

Most Assists

1. 11 -- Bryce Cartwright vs Dayton (3/13/12)
2. 10 -- Bryce Cartwright at Oregon (3/18/12)
- 10 -- Bryce Cartwright vs Mich St (2/2/11)
4. 9 -- Bryce Cartwright (four times)
- 9 -- Anthony Clemmons (12/22/12)

Most Steals

1. 7 -- Eric May vs SIUE (11/26/10)
2. **6 -- Roy Devyn Marble vs. Penn (11/22/13)**
- 6 -- Eric May at Wake Forest (11/30/10)
4. 5 -- Jarryd Cole at Mich St (3/2/11)
- 5 -- Matt Gatens vs Idaho St (12/4/10)

Most Blocks

1. 7 -- Melsahn Basabe vs. Iowa St (12/10/10)
- 7 -- Gabriel Olaseni vs. Illinois (3/5/13)
3. 6 -- Melsahn Basabe vs Ohio St (1/4/11)
4. 5 -- Melsahn Basabe vs Indiana (2/19/12)
- 5 -- Melsahn Basabe vs Northwestern (3/14/13)
- 5 -- Gabriel Olaseni vs. UNC Wilmington (11/8/13)**

Game 5 - Iowa 86, Penn 55

Official Basketball Box Score -- Game Totals -- Final Statistics

Penn vs Iowa

11/22/13 6 p.m. at Carver-Hawkeye Arena - Iowa City, IA

Penn 55 • 1-3

#	Player	Total		3-Ptr		Rebounds			PF	TP	A	TO	Blk	Stl	Min
		FG-FGA	FG-FGA	FT-FTA	FG-FGA	FT-FTA	Off	Def							
03	Brooks, Henry	f	3-5	0-0	0-0	1	3	4	3	6	0	6	1	0	21
12	Dougherty, Fran	f	4-6	0-0	0-0	0	3	3	4	8	2	1	0	2	29
19	Nelson-Henry, Darien	c	6-9	0-0	1-3	4	2	6	4	13	1	1	2	0	19
00	Cartwright, Miles	g	1-4	0-2	4-4	0	3	3	4	6	3	4	0	0	20
01	Hicks, Tony	g	3-10	1-6	3-4	1	3	4	3	10	5	6	0	0	31
04	Lewis, Jamal		1-4	1-2	0-0	0	0	0	0	3	1	0	0	0	10
05	Harrell, Julian		2-5	1-2	0-0	1	1	2	4	5	2	2	1	0	14
13	Jones, Dylan		0-0	0-0	1-2	0	1	1	1	1	0	1	0	0	7
15	Crocker, Camryn		1-2	0-1	1-1	0	0	0	3	3	0	1	0	0	12
20	Jok, Dau		0-6	0-6	0-0	1	1	2	0	0	0	1	0	0	15
21	Gunter, Cameron		0-1	0-0	0-2	1	1	2	1	0	0	0	0	0	5
22	Rennard, Steve		0-3	0-2	0-0	0	3	3	1	0	0	1	0	0	9
24	Howard, Matt		0-0	0-0	0-0	0	1	1	0	0	0	0	0	0	3
30	Lucas-Perry, Patrick		0-1	0-1	0-0	0	0	0	1	0	1	1	0	0	3
32	Troutt, Preston		0-2	0-1	0-0	1	0	1	0	0	0	0	0	0	2
	Team					5	4	9							
	Totals		21-58	3-23	10-16	15	26	41	29	55	15	25	4	2	200

FG % 1st Half: 11-25 44.0% 2nd half: 10-33 30.3% Game: 21-58 36.2% Deadball
 3FG % 1st Half: 2-8 25.0% 2nd half: 1-15 6.7% Game: 3-23 13.0% Rebounds
 FT % 1st Half: 3-6 50.0% 2nd half: 7-10 70.0% Game: 10-16 62.5% 2

Iowa 86 • 5-0

#	Player	Total		3-Ptr		Rebounds			PF	TP	A	TO	Blk	Stl	Min
		FG-FGA	FG-FGA	FT-FTA	FG-FGA	FT-FTA	Off	Def							
01	Basabe, Melsahn	f	1-5	0-0	3-4	3	3	6	1	5	0	0	0	1	19
30	White, Aaron	f	2-6	0-0	3-5	2	5	7	0	7	0	0	0	1	22
34	Woodbury, Adam	c	2-6	0-0	2-3	5	3	8	3	6	1	0	0	0	20
04	Marble, Roy Devyn	g	4-13	1-5	4-7	1	1	2	1	13	3	2	1	6	26
10	Gesell, Mike	g	4-10	2-6	0-0	0	0	0	2	10	2	0	0	2	21
00	Olaseni, Gabriel		3-6	0-0	2-3	3	3	6	3	8	0	3	3	1	16
03	Jok, Peter		2-4	1-2	3-4	0	1	1	2	8	0	0	0	0	14
05	Clemons, Anthony		1-3	1-2	4-6	0	0	0	1	7	3	2	0	1	17
13	Denning, Kyle		1-1	0-0	0-0	0	1	1	0	2	0	0	0	0	5
15	McCabe, Zach		0-2	0-1	1-2	0	2	2	3	1	0	1	0	1	8
20	Uthoff, Jarrod		6-7	1-1	6-6	1	3	4	0	19	2	2	1	1	21
23	Ukah, Okey		0-0	0-0	0-0	0	0	0	0	0	0	0	0	0	3
35	Stokes, Darius		0-1	0-0	0-0	1	1	2	1	0	0	0	0	0	3
42	Meyer, Kyle		0-2	0-1	0-0	1	2	3	0	0	0	0	0	0	5
	Team					1	1	2							
	Totals		26-66	6-18	28-40	18	26	44	17	86	11	10	5	14	200

FG % 1st Half: 16-38 42.1% 2nd half: 10-28 35.7% Game: 26-66 39.4% Deadball
 3FG % 1st Half: 2-8 25.0% 2nd half: 4-10 40.0% Game: 6-18 33.3% Rebounds
 FT % 1st Half: 14-20 70.0% 2nd half: 14-20 70.0% Game: 28-40 70.0% 8

Officials: Lary Scrotto, Glenn Mayborg, Paul Szelc

Technical fouls: Penn-None. Iowa-None.

Attendance: 15400

Score by periods	1st	2nd	Total
Penn	27	28	55
Iowa	48	38	86

	In	Off	2nd	Fast	Bench
Points	Paint	T/O	Chance	Break	
PENN	30	10	14	0	12
IOWA	30	30	13	8	45

Last FG - PENN 2nd-00:14, IOWA 2nd-02:42.
 Largest lead - PENN by 4 1st-19:08, IOWA by 34 2nd-02:42.

Score tied - 0 times.
 Lead changed - 7 times.

Radio / TV Roster



#0
GABRIEL OLASENI
C, 6-10, 225, Jr.



#1
MELSAHN BASABE
F, 6-7, 220, Sr.



#2
JOSH OGLESBY
G, 6-5, 208, Jr.



#3
PETER JOK
G, 6-6, 200, Fr.



#4
ROY DEVYN MARBLE
G, 6-6, 200, Sr.



#5
ANTHONY CLEMMONS
G, 6-1, 195, So.



#10
MIKE GESELL
G, 6-1, 190, So.



#13
KYLE DENNING
G, 6-1, 160, Jr.



#15
ZACH McCABE
F, 6-7, 235, Sr.



#20
JARROD UTHOFF
F, 6-9, 208, So.



#30
AARON WHITE
F, 6-9, 220, Jr.



#32
OKEY UKAH
F, 6-6, 210, Jr.



#34
ADAM WOODBURY
C, 7-1, 235, So.



#35
DARIUS STOKES
F, 6-7, 203, Jr.



#42
KYLE MEYER
F, 6-10, 225, So.



FRAN McCAFFERY
Head Coach



KIRK SPERAW
Assistant Coach



SHERMAN DILLARD
Assistant Coach



ANDREW FRANCIS
Assistant Coach



BILLY TAYLOR
Dir. of Operations

IOWA HAWKEYE BASKETBALL
Iowa Combined Team Statistics (as of Nov 22, 2013)
All games

RECORD:	OVERALL	HOME	AWAY	NEUTRAL
ALL GAMES	5-0	5-0	0-0	0-0
CONFERENCE	0-0	0-0	0-0	0-0
NON-CONFERENCE	5-0	5-0	0-0	0-0

##	Player	gp-gs	min	avg	Total		3-Point		F-Throw		Rebounds				pf	dq	a	to	blk	stl	pts	avg		
					fg-fga	fg%	3fg-fga	3fg%	ft-fa	ft%	off	def	tot	avg										
04	Marble, Roy Devyn	5-5	117	23.4	21-52	.404	6-23	.261	25-33	.758	4	10	14	2.8	3	0	19	6	1	16	73	14.6		
30	White, Aaron	5-5	108	21.6	24-37	.649	0-3	.000	20-25	.800	6	32	38	7.6	3	0	9	10	0	5	68	13.6		
20	Uthoff, Jarrod	5-0	104	20.8	18-32	.563	2-4	.500	21-23	.913	10	24	34	6.8	5	0	6	6	10	2	59	11.8		
03	Jok, Peter	5-0	87	17.4	15-36	.417	6-16	.375	11-13	.846	2	6	8	1.6	7	0	7	4	1	3	47	9.4		
15	McCabe, Zach	5-0	76	15.2	13-25	.520	5-9	.556	8-12	.667	7	13	20	4.0	8	0	5	5	0	3	39	7.8		
01	Basabe, Melsahn	5-5	84	16.8	11-23	.478	0-0	.000	14-20	.700	9	23	32	6.4	5	0	1	1	3	2	36	7.2		
00	Olaseni, Gabriel	5-0	75	15.0	13-30	.433	0-0	.000	10-17	.588	13	9	22	4.4	9	0	0	5	13	2	36	7.2		
05	Clemmons, Anthony	5-0	92	18.4	10-15	.667	2-4	.500	11-16	.688	1	10	11	2.2	3	0	16	6	3	5	33	6.6		
34	Woodbury, Adam	5-5	81	16.2	10-23	.435	0-0	.000	8-11	.727	10	15	25	5.0	13	0	5	4	3	1	28	5.6		
10	Gesell, Mike	5-5	88	17.6	9-24	.375	5-14	.357	2-4	.500	1	4	5	1.0	6	0	16	3	0	6	25	5.0		
13	Denning, Kyle	4-0	27	6.8	4-8	.500	2-6	.333	0-0	.000	0	3	3	0.8	1	0	3	0	0	1	10	2.5		
42	Meyer, Kyle	4-0	27	6.8	2-7	.286	1-3	.333	1-2	.500	4	10	14	3.5	2	0	4	4	0	1	6	1.5		
35	Stokes, Darius	3-0	20	6.7	1-5	.200	0-0	.000	0-0	.000	1	1	2	0.7	5	0	0	1	0	0	2	0.7		
23	Ukah, Okey	4-0	14	3.5	0-1	.000	0-0	.000	1-2	.500	1	2	3	0.8	0	0	0	0	1	0	1	0.3		
Team											8	3	11											
Total.....		5	1000		151-318	.475	29-82	.354	132-178	.742	77	165	242	48.4	70	0	91	55	35	47	463	92.6		
Opponents.....		5	1000		103-330	.312	20-122	.164	47-72	.653	77	111	188	37.6	127	4	50	89	8	30	273	54.6		

TEAM STATISTICS	IOWA	OPP	Date	Opponent	Score	Att.
SCORING	463	273	11/08/13	UNC WILMINGTON	w 82-39	15293
Points per game	92.6	54.6	11/10/13	NEBRASKA-OMAHA	w 83-75	14271
Scoring margin	+38.0	-	11/14/13	MD. EASTERN SHORE	w 109-63	13374
FIELD GOALS-ATT	151-318	103-330	11/17/13	ABILENE CHRISTIAN	w 103-41	14733
Field goal pct	.475	.312	11/22/13	PENN	w 86-55	15400
3 POINT FG-ATT	29-82	20-122	* = Conference game			
3-point FG pct	.354	.164	^ = Battle 4 Atlantis, Nassau, Bahamas			
3-pt FG made per game	5.8	4.0	# = Big Four Classic, Des Moines, Iowa			
FREE THROWS-ATT	132-178	47-72				
Free throw pct	.742	.653				
F-Throws made per game	26.4	9.4				
REBOUNDS	242	188				
Rebounds per game	48.4	37.6				
Rebounding margin	+10.8	-				
ASSISTS	91	50				
Assists per game	18.2	10.0				
TURNOVERS	55	89				
Turnovers per game	11.0	17.8				
Turnover margin	+6.8	-				
Assist/turnover ratio	1.7	0.6				
STEALS	47	30				
Steals per game	9.4	6.0				
BLOCKS	35	8				
Blocks per game	7.0	1.6				
ATTENDANCE	73071	0				
Home games-Avg/Game	5-14614	0-0				
Neutral site-Avg/Game	-	0-0				

Score by Periods	1st	2nd	Totals
Iowa	234	229	463
Opponents	127	146	273