


# INDOOR ALL-TIME TOP TEN PERFORMERS



Justin Austin



Karayme Bartley




Rodney Chambers



Will Daniels



Troy Doris



Bill Hansen



Mar'yea Harris

## 60 Meters

- Justin Austin, 2011 ..... 6.69
- Vinnie Saucer, Jr., 2016..... 6.70
- Kurt Felix, 1999..... 6.73  
Tevin-Cee Mincy, 2014 ..... 6.73
- Josh Larney, 2013 ..... 6.74  
Christian Brissett, 2017 ..... 6.74
- Troy Doris, 2012 ..... 6.75
- O'Shea Wilson, 2017 ..... 6.75
- Jacob Gourley, 2017 ..... 6.77
- Tony Branch, 1999 ..... 6.78

## 60-Meter Hurdles

- Jaylan McConico, 2020.....7.60**
- Aaron Mallett, 2017 ..... 7.64
- Jordan Mullen, 2013..... 7.70
- Chris Douglas, 2018..... 7.76
- Jamal Britt, 2020.....7.81**
- Ethan Holmes, 2013 ..... 7.82
- Josh Braverman, 2020.....7.83**
- Grant Conway, 2020.....7.86**
- Dion Trowers, 1997 ..... 7.87

## 200 Meters

- Karayme Bartley, 2019..... 20.67
- Justin Austin, 2011 ..... 20.80
- Wayne Lawrence, 2020 .....20.85**
- Antonio Woodard, 2019.....20.89**
- Anthuan Maybank, 1993 ..... 21.11
- Bashir Yamini, 1999 ..... 21.19
- James Harrington, 2014 ..... 21.21
- Ethan Holmes, 2013 ..... 21.23
- Tim Dodge, 2000 ..... 21.26
- Christian Brissett, 2017 ..... 21.27  
Mar'yea Harris, 2019..... 21.27

## 400 Meters

- Wayne Lawrence Jr., 2020.....45.56**
- Mar'yea Harris, 2017..... 45.75
- Karayme Bartley, 2019..... 46.25
- Emmanuel Ogwo, 2017 ..... 46.45
- Steven Willey, 2010 ..... 46.75
- Terrence Duckett, 1984 ..... 46.81
- Collin Hofacker, 2017 .....46.82**
- DeJuan Frye, 2020 .....46.91**
- Andre Morris, 1995 ..... 47.15
- Monte Raymond, 1998..... 47.18

## 600 Meters

- Wayne Lawrence, Jr., 2020 ..... 1:16.55**
- Mar'yea Harris, 2019..... 1:16.60
- Erik Sowinski, 2012..... 1:16.91
- Austin Lietz, 2020 ..... 1:17.03**
- Carter Lilly, 2017..... 1:17.20
- Michael Manternach, 2020 ..... 1:17.43**
- Will Teubel, 2016..... 1:17.55
- Steven Willey, 2011 ..... 1:17.94
- Keaton Rickels, 2012 ..... 1:18.19
- Pat McGhee, 1988..... 1:18.30

## 800 Meters

- Carter Lilly, 2017..... 1:47.33
- Erik Sowinski, 2012..... 1:47.62
- Will Teubel, 2016..... 1:47.74
- Pavlo Hutsalyuk, 2016 ..... 1:48.97
- Ryan Weir, 2013 ..... 1:49.11
- Adam Hairston, 2010..... 1:49.26
- Nathan Prom, 2013 ..... 1:49.29
- Matt Manternach, 2020..... 1:49.35**
- Alex Birkett, 2020 ..... 1:49.47**
- Tyson VanDusen, 2020..... 1:49.49

## Mile

- Jeff Thode, 2011 ..... 3:58.72
- Ed DeLashmutt, 1981 ..... 4:04.01
- Adam Jones, 2017 ..... 4:04.28
- Michael Melchert, 2018 ..... 4:04.32
- Larry Wiczorek, 1968..... 4:04.40
- Nathan Mylenek, 2019 .....4:04.88**
- John Clark, 1972 ..... 4:05.94
- Ben Witt, 2014 ..... 4:07.08
- Adam Thomas, 2002 ..... 4:07.13
- Kevin Herd, 1992 ..... 4:07.26

## 3,000 Meters


- Kevin Lewis, 2015 ..... 7:57.06
- Nathan Mylenek, 2020 ..... 7:58.37**
- Jeff Thode, 2011 ..... 8:00.38
- Micah VanDenend, 2006 ..... 8:00.81
- Daniel Soto, 2020 ..... 8:06.04**
- Michael Melchert, 2018 ..... 8:08.30
- Eric MacTaggart, 2006 ..... 8:08.79
- Stetson Steele, 2000..... 8:09.54
- Ben Witt, 2015 ..... 8:10.97
- Dan Haut, 2005 ..... 8:11.36

## 5,000 Meters

- Kevin Lewis, 2015 ..... 13:43.70
- Micah VanDenend, 2007 ..... 13:56.46
- Daniel Soto, 2020 ..... 13:58.97**
- Stetson Steele, 2000..... 14:00.52
- Dan Haut, 2006 ..... 14:06.16
- Eric MacTaggart, 2006 ..... 14:13.41
- Jeff Thode, 2011 ..... 14:16.00
- Noah Healy, 2020..... 14:17.84**
- Matt Esche, 2004..... 14:18.43
- Jeff Kent, 2007 ..... 14:18.86



Collin Hofacker



Bill Knoedel



Wayne Lawrence, Jr.



Kevin Lewis



Tyler Lienau





Carter Lilly



Jaylan McConico

# INDOOR ALL-TIME TOP TEN PERFORMERS



**Anthuan Maybank Michael Melchert Nathan Mylenek Jeff Thode Reno Tufuuli Todd Wigginton Antonio Woodard**

## Heptathlon

1. **Will Daniels, 2020..... 5,689 points**
2. **Peyton Haack, 2020 ..... 5,613 points**
3. William Dougherty, 2018.. 5,606 points
4. **Austin West, 2020..... 5,549 points**
5. Kyle Reid, 2013 ..... 5,354 points
6. Dan Rolling, 2010 ..... 5,205 points
7. Jack Eckert, 2015 ..... 5,188 points
8. **Daniel Gaynes, 2018 ..... 5,162 points**
9. Ryan Niver, 2008..... 5,149 points
10. Frank Prill, 2010..... 5,015 points

## High Jump

1. Bill Knoedel, 1976..... 7-3 (2.21)  
Bill Hansen, 1978..... 7-3 (2.21)
3. Scott Hudek, 1993 ..... 7-0 1/2 (2.15)  
Kevin Spejcher, 2015 ..... 7-0 1/2 (2.15)
5. Pat Meade, 1987 ..... 7-0 1/4 (2.14)
6. Mike Lacy, 1984..... 7-0 (2.13)
7. M. Cunningham, 1984.. 6-11 1/4 (2.11)
8. Jeffery Herron, 2010..... 6-11 (2.11)  
Peter Hlavin, 1980 ..... 6-11 (2.11)  
Brandon Oest, 2010 ..... 6-11 (2.11)  
Dan Rolling, 2008 ..... 6-11 (2.11)  
Graham Valdes, 2010 ..... 6-11 (2.11)  
Peter Andreano, 2016 ..... 6-11 (2.11)

## Pole Vault

1. Todd Wigginton, 1984 ..... 17-1 (5.21)
2. Dave Nielsen, 1975..... 16-10 (5.13)
3. Kyle Reid, 2013 ..... 16-6 3/4 (5.05)  
Andy Jatis, 2018 ..... 16-6 3/4 (5.05)
5. Curt Brock, 1979..... 16-6 (5.03)
6. Alex Zona, 2010..... 16-4 3/4 (5.00)
7. Phil Wertman, 1971 ..... 16-4 (4.98)
8. Jeff Raymond, 2008..... 16-2 (4.93)
9. John Teffer, 1972 ..... 16-1 (4.90)
10. Josh Pelock, 2017 ..... 16-0 3/4 (4.90)

## Long Jump

1. Anthuan Maybank, 1992..26-5 1/2 (8.06)
2. Bashir Yamini, 1998 ..... 26-0 1/4 (7.93)
3. O'Shea Wilson, 2017 .... 25-9 1/2 (7.86)
4. Darren Smith, 1991 ..... 25-2 (7.67)
5. Paul Jones, 1990..... 24-11 1/4 (7.60)
6. Josh Larney, 2013 ..... 24-10 (7.57)
7. Ronnie McCoy, 1984..... 24-9 (7.54)
8. Matty Gorman, 2006.... 24-8 1/2 (7.53)  
**Jamal Britt, 2020..... 24-8 1/2 (7.53)**
10. Charles Jones, 1980..... 24-8 1/4 (7.52)

## Triple Jump

1. Troy Doris, 2011 ..... 54-0 (16.46)
2. Babatunde Amosu, 2015..52-8 3/4 (16.07)
3. Paul Jones, 1990..... 52-1 1/4 (15.88)  
Klyvens Delaunay, 2014.. 52-1 1/4 (15.88)
5. **James Carter, 2019..... 50-3 1/2 (15.33)**
6. Mike Lacy, 1983 ..... 49-0 (14.93)
7. Owen Gill, 1982 ..... 48-10 3/4 (14.90)
8. Josh Bean, 2009 ..... 48-10 (14.88)
9. David Nsabua, 2013 ..... 48-9 (14.86)
10. Kerry Dean, Jr., 2016... 48-8 1/4 (14.84)

## Shot Put

1. Reno Tuufuuli, 2018 ..... 63-3 1/4 (19.28)
2. John Hickey, 2009..... 63-0 (19.20)
3. Jeremy Allen, 2001 ... 62-10 1/2 (19.16)
4. Avery Meyers, 2017.... 61-4 1/4 (18.70)
5. Shane Maier, 2006..... 61-2 (18.64)
6. Gary Kostrubala, 1986..60-10 3/4 (18.55)
7. Andy Banse, 2005..... 60-9 1/4 (18.52)
8. Ken Kemeny, 2004..... 60-0 1/2 (18.30)
9. Gabe Hull, 2014..... 59-3 (18.06)
10. Chris Gambol, 1987 ..... 59-0 (17.98)

## Weight Throw

1. **Tyler Lienau, 2020..... 70-0 1/2 (21.35)**
2. Jim Costello, 2002 ..... 69-4 3/4 (21.15)
3. Matt Banse, 2012 ..... 67-8 (20.62)
4. Arno van der Westhuizen,  
2001 ..... 67-7 1/2 (20.61)
5. Adam Hamilton, 2007 66-9 1/4 (20.35)
6. Jeremy Allen, 2001 ..... 65-10 (20.07)
7. Chris Voller, 2005..... 63-4 (19.30)
8. Ryan Lamparek, 2012..... 61-2(18.62)
9. Brad Daufeldt, 2004 ... 60-4 1/2 (18.40)
10. **Jordan Hawkins, 2020 59-9 1/2 (18.22)**

## 1,600-Meter Relay

1. Bartley, **Woodard, Lawrence Jr., Harris,**  
2019 .....3:04.76
2. **Frye, Clarke, Woodard, Lawrence, Jr.,**  
**2020 .....3:04.91**
3. Ogwo, **Hofacker, Frye,** Harris, 2017 .....3:04.94
4. **Hofacker, Frye,** Garron, Harris, 2018.....3:05.33
5. **Thompson, Frye,** Garron, Harris, 2018 ....3:06.06
6. Richards, E. Holmes, Sowinski,  
Willey, 2011 .....3:06.66
7. **Frye, Woodard, Lawrence, Jr., Britt,**  
**2020 .....3:06.76**
8. Rozell, Davis, Raymond, Yamini, 1998 .....3:06.80
9. Ogwo, Mallett, **Frye,** Harris, 2017 .....3:07.08
10. Wolff, Ganschow, Lilly, Harris, 2016 .....3:07.24

## 3,200-Meter Relay

1. Cooke, Nie, Monsey, Chambers, 1990.....7:13.02
2. Corrigan, Blackman, Strozier,  
Chambers, 1989 .....7:29.00
3. English, Blackman, Strozier,  
Chambers, 1989 .....7:36.20
4. 1977 .....7:39.40
5. 1986 .....7:40.90
6. Bouske, Herd, Chambers, Koon, 1992 .....7:43.94
7. Bouska, Cook, White, Herd, 1992.....7:48.63
8. 1992 .....7:49.86
9. 1986 .....7:50.10
10. Roseman, Rerko, Novotny,  
Branigan, 1993 .....7:51.36

## Distance Medley Relay

1. **Mylenek, Hofacker,** Lilly, Melchert, 2018 .9:33.90
2. Lilly, **Frye, Manternach,** Jones, 2017 .....9:44.07
3. **Mylenek, Thompson,** Lilly, Melchert,  
2018 .....9:45.10
4. Prom, Rickels, Sowinski, Thode, 2012 .....9:45.41
5. **Birkett, Clarke, Still, Murphy, 2020 .....9:46.39**
6. 1999 .....9:46.83
7. 1977 .....9:48.80
8. 1978 .....9:49.70
9. Kuczvara, Barton, Kuhlman, N. Holmes,  
2010 .....9:51.05
10. Marchese, Varner, Hairston, Luciano,  
2009 .....9:52.52