

2011-12 IOWA HAWKEYE BASKETBALL GAME NOTES



3 Final Fours
8 Big Ten Championships
2 Big Ten Tournament Titles

GAME 7 // CLEMSON (3-2) vs. IOWA (4-2)

Big Ten / ACC Challenge

Tuesday, Nov. 29, 2011 • 8:20 p.m.

Iowa City, Iowa • Mediacom Court at Carver-Hawkeye Arena (15,500)

Radio: Hawkeye Radio Network

Radio Talent: Gary Dolphin (pxp), Bob Hansen (analyst)

TV: ESPN

TV Talent: Adam Amin and LaPhonso Ellis

Live Stats / Audio: hawkeyesports.com

Iowa Athletic Communications

5300 Carver-Hawkeye Arena, Iowa City, IA 52242
Phone: 319-335-9411 • Fax: 319-335-9417

hawkeyesports.com • hawkeyebasketball.com

MBB CONTACT: MATTHEW WEITZEL

office: 319-335-6590 • cell: 319-430-8176

email: matthew-weitzel@hawkeyesports.com

Twitter: @BigWeitz

2011-12 Schedule / Results 3-2 Overall, 0-0 Big Ten

Nov. 11	Chicago State	W, 96-53
Nov. 14	North Carolina A&T	W, 95-79
Nov. 17	Northern Illinois	W, 88-55
Nov. 20	vs. Creighton #	L, 59-82
Nov. 23	Campbell	L, 61-77
Nov. 26	IPFW	W, 82-72
Nov. 29	Clemson \$	8:20 p.m.
Dec. 3	Brown	2 p.m.
Dec. 6	at Northern Iowa	7 p.m.
Dec. 9	at Iowa State +	7 p.m.
Dec. 17	Drake	7 p.m.
Dec. 19	Central Arkansas	7 p.m.
Dec. 22	Boise State	7:30 p.m.
Dec. 28	Purdue	8:30 p.m.
Dec. 31	at Wisconsin	Noon
Jan. 4	at Minnesota	8 p.m.
Jan. 7	Ohio State	2 p.m.
Jan. 10	at Michigan State	6 p.m.
Jan. 14	Michigan	Noon
Jan. 17	at Purdue	7 p.m.
Jan. 26	Nebraska	6 p.m.
Jan. 29	at Indiana	5 p.m.
Feb. 1	Minnesota	7:30 p.m.
Feb. 4	Penn State	2 p.m.
Feb. 9	at Northwestern	8 p.m.
Feb. 16	at Penn State	7 p.m.
Feb. 19	Indiana	TBD
Feb. 23	Wisconsin	8 p.m.
Feb. 26	at Illinois	5 p.m.
Feb. 29	at Nebraska	8 p.m.
March 3	Northwestern	1:30 p.m.

all times listed are central

-- Dale Howard Classic -- Des Moines, Iowa

\$ -- Big Ten / ACC Challenge

+ -- Iowa Corn Cy-Hawk Series

* -- Big Ten Tournament, Indianapolis, Ind.

Pronunciation Guide

Kirk Speraw.....	SPEAR-awe
Melsahn Basabe.....	Bah-SAAB-ee
Andrew Brommer.....	BRAU-mur
Josh Oglesby.....	Oh-gulls-BEE
Gabriel Olaseni.....	Oh-lah-SEHN-ee



IOWA HAWKEYES

2011-12 Record: 4-2

Big Ten Record: 0-0

Head Coach: Fran McCaffery

Career Record: 265-199 (16th year)

Iowa Record: 14-22 (2nd year)

STATISTICAL LEADERS

Points: Matt Gatens (16.8)

Rebounds: Basabe/White (4.5)

Assists: Bryce Cartwright (4.5)

Steals: Matt Gatens (1.8)

Blocks: May/Basabe/Archie (0.3)

GAME INFORMATION

Date: Tuesday, Nov. 29, 2011

Tip-off: 8:20 p.m. (CT)

Location: Iowa City, Iowa

Arena: Carver-Hawkeye Arena (15,500)

TV: ESPN

Radio: Hawkeye Radio Network

WMT-AM 600 (Cedar Rapids)

WHO-AM 1040 (Des Moines)

KXIC-AM 800 (Iowa City)

SERIES

Series: Iowa leads, 2-0

at Iowa City: Iowa leads, 1-0

Last Meeting: Dec. 18, 1981 (UI, 80-68)

MULTIMEDIA

Audio / Live Stats: hawkeyesports.com

Live Video: video BTN.com

Twitter Updates: @IowaHoops



CLEMSON TIGERS

2011-12 Record: 3-2

ACC League Record: 0-0

Head Coach: Brad Brownell

Career Record: 192-99 (10th year)

Clemson Record: 25-14 (2nd year)

STATISTICAL LEADERS

Points: Andre Young (14.4)

Rebounds: Milton Jennings (6.6)

Assists: Tanner Smith (4.2)

Steals: Andre Young (0.5)

Blocks: Devin Booker (1.0)

Big Ten / ACC Challenge Quick Hits

- Tuesday will be the third ever meeting between Iowa and Clemson. Iowa won the previous meetings 74-64 in 1962 at Iowa City and 80-68 in 1981 in the first round of the Kettle Classic in Houston, Texas.
- Tickets are \$20 for adults, \$10 for youths and FREE for UI students.
- Tuesday promotions include: Bryce Cartwright "Bobblehead Night", "Dollar Dog Night" and "Residence Hall Night".
- Iowa has collected 10 steals or more in five of its six games this season. The Hawkeyes are averaging 10.7 thefts per contest, which ranks first in the Big Ten.
- Matt Gatens will be playing, and starting, in his 100th game Tuesday. Gatens, who is the team's leading scorer, has scored in double figures the last five games.
- Roy Devyn Marble has 18 assists to only four turnovers this season.
- Iowa is 11-1, all-time, on games played on Nov. 29.
- Iowa is 6-0 when scoring 80 points or more, under McCaffery, the last two seasons. Furthermore, the Hawkeyes are 10-0 when holding opponents to fewer than 60 points.
- Iowa's won its four games by 10 points or more and by a combined margin of 29.5 points.

Iowa Projected Starting Lineup (Based on last game's starters)



G • 24 • Bryce Cartwright
6-1 • 188 • Sr. • Compton, Calif.

PTS	AST	FG%	FT%
7.2	4.5	.366	.846



G/F • 25 • Eric May
6-5 • 217 • Jr. • Dubuque, Iowa

PTS	REB	FG%	FT%
9.7	3.7	.500	.556




G • 5 • Matt Gatens
6-5 • 212 • Sr. • Iowa City, Iowa

PTS	REB	FG%	FT%
16.8	3.7	.516	.923



F • 1 • Melsahn Basabe
6-7 • 225 • So. • Glen Cove, N.Y.

PTS	REB	FG%	FT%
7.2	4.5	.429	.864



F • 15 • Zach McCabe
6-7 • 232 • So. • Sioux City, Iowa

PTS	REB	FG%	FT%
8.5	3.8	.442	.538

Inside the Numbers

	IOWA	CLEM
Scoring Average	80.2	65.0
Scoring Defense	69.7	55.0
Scoring Margin	+10.5	+10.0
FG%	.452	.465
FG% Defense	.466	.405
FT%	.713	.645
3-PT FG%	.393	.333
3-PT FG% Defense	.352	.320
Rebound Margin	+1.5	+5.2
Assists Per Game	17.5	13.4
Turnovers Per Game	13.0	13.0
Steals Per Game	10.7	6.8
Blocks Per Game	1.7	5.4

Miscellaneous Statistics

Double-Figure Scoring Games...						
Player	08-09	09-10	10-11	11-12	Career	
Matt Gatens	21	20	21	5	67	
Bryce Cartwright	6	---	19	2	27	
Eric May	---	10	13	3	26	
Melsahn Basabe	---	---	17	2	19	
Zach McCabe	---	---	4	3	9	
Roy Devyn Marble	---	---	5	2	7	
Andrew Brommer	---	---	2	---	2	
Josh Oglesby	---	---	---	2	2	
Devon Archie	---	---	1	---	1	
Branden Stubbs	---	---	1	---	1	
Aaron White	---	---	---	1	1	

20-Point Scoring Games...						
Player	08-09	09-10	10-11	11-12	Career	
Matt Gatens	2	4	3	2	11	
Melsahn Basabe	---	---	5	---	5	
Bryce Cartwright	1	---	1	---	2	
Eric May	---	---	1	1	2	

Double-Figure Rebounding Games...						
Player	08-09	09-10	10-11	11-12	Career	
Melsahn Basabe	---	---	8	1	9	
Matt Gatens	1	---	---	---	1	
Eric May	---	1	---	---	1	
Devon Archie	---	---	1	---	1	
Aaron White	---	---	---	1	1	

Double-Doubles...						
Player	08-09	09-10	10-11	11-12	Career	
Melsahn Basabe	---	---	6	1	7	
Matt Gatens	1	---	---	---	1	
Eric May	---	1	---	---	1	
Devon Archie	---	---	1	---	1	
Bryce Cartwright	---	---	1	---	1	
Aaron White	---	---	---	1	1	

4+ Three-Pointer Games...						
Player	08-09	09-10	10-11	11-12	Career	
Matt Gatens	2	5	4	1	12	
Eric May	---	3	---	---	3	
Zach McCabe	---	---	1	---	1	
Josh Oglesby	---	---	---	1	1	

5+ Assists Games...						
Player	08-09	09-10	10-11	11-12	Career	
Bryce Cartwright	10	---	22	3	35	
Matt Gatens	3	6	1	1	11	
Eric May	---	---	---	1	1	

3+ Steals Games...						
Player	08-09	09-10	10-11	11-12	Career	
Matt Gatens	3	1	5	1	10	
Eric May	---	3	5	---	8	
Bryce Cartwright	2	---	1	---	3	
Zach McCabe	---	---	1	1	2	
Roy Devyn Marble	---	---	---	1	1	
Andrew Brommer	---	---	---	1	1	

3+ Blocks Games...						
Player	08-09	09-10	10-11	11-12	Career	
Melsahn Basabe	---	---	4	---	4	
Eric May	---	3	---	---	3	
Andrew Brommer	---	---	2	---	2	
Devon Archie	---	---	1	---	1	

2011-12 Margin of Victory/Defeat

Points	1	2	3	4	5	6	7	8	9	10+	15+	20+
Wins	0	0	0	0	0	0	0	0	0	1	1	2
Losses	0	0	0	0	0	0	0	0	0	0	1	1

IOWA IN THE BIG TEN/ACC CHALLENGE

Iowa is 2-8 in the Challenge after being edged 76-73 on a last second 3-pointer at Wake Forest a year ago in Winston-Salem, N.C. The Hawkeyes did not take part in the event in 2003-04 and 2004-05. Iowa hosted Virginia Tech in its last Challenge home contest in 2009. The Hokies won that game 70-64. The Hawkeyes' last victory in the Challenge came against NC State (45-42) in 2005.

Iowa is 11-23 all-time against ACC schools, while Clemson is 12-14 against current members of the Big Ten Conference. The Tigers have played every Big Ten school except Michigan State, Nebraska and Wisconsin.

BIG TEN/ACC CHALLENGE SCHEDULE

Tuesday, November 29

Michigan at Virginia, 6 p.m. (ESPN2)
Northwestern at Georgia Tech, 6:15 p.m. (ESPN2)
Illinois at Maryland, 6:30 p.m. (ESPN)
Miami at Purdue, 8 p.m. (ESPN2)
Clemson at Iowa, 8:15 p.m. (ESPN2)
Duke at Ohio State, 8:30 p.m. (ESPN)

Wednesday, November 30

Indiana at NC State, 6:25 p.m. (ESPN2)
Penn State at Boston College, 6:15 p.m. (ESPN2)
Florida State at Michigan State, 6:30 p.m. (ESPN)
Virginia Tech at Minnesota, 8:15 p.m. (ESPN2)
Wake Forest at Nebraska, 8:15 p.m. (ESPN2)
Wisconsin at North Carolina, 8:30 p.m. (ESPN)

BIG TEN/ACC CHALLENGE AND SOCIAL MEDIA

Fans and media who tweet during about the Big Ten/ACC Challenge this week are encouraged to use the hashtag #B1GACC in their tweets.

HAWKEYES BEAT IPFW SATURDAY

Iowa improved to 4-2 with an 82-72 triumph over IPFW Saturday inside Mediacom Court at Carver-Hawkeye Arena.

The Hawkeyes had four players score in double figures: Matt Gatens (22), Zach McCabe (12), Bryce Cartwright (12) and Roy Devyn Marble (11). Gatens has posted double figures the last five games and has reached the 20-point plateau twice this season. McCabe, who started his third career game, scored eight of his 12 points in the first 20 minutes. Gatens and Cartwright each dished out a game-high five assists.

Iowa forced 24 Mastodon turnovers and collected 13 steals. The Hawkeyes converted those miscues into 33 points, which is a season best. Senior Andrew Brommer came off the bench to register a career-high three steals.

2011-12 Iowa Hawkeye Roster

No.	Name	Pos.	Ht.	Wt.	Yr.	Hometown (High School/College)
0	Gabriel Olaseni	C	6-10	225	Fr.	London, England (Sunrise Christian Academy)
1	Melsahn Basabe	F	6-7	225	So.	Glen Cove, N.Y. (St. Mark's)
2	Josh Oglesby	G	6-5	190	Fr.	Cedar Rapids, Iowa (Washington)
3	Cody Cox	F	6-4	196	So.	Waterloo, Iowa (Waterloo West)
4	Roy Devyn Marble	G/F	6-6	194	So.	Southfield, Mich. (Lathrup)
5	Matt Gatens	G	6-5	212	Sr.	Iowa City, Iowa (Iowa City)
11	Christopher Rickert	F	6-3	180	Jr.	Sioux City, Iowa (Bishop Heelan)
13	Kyle Denning	G	6-2	150	Fr.	Cedar Falls, Iowa (Northern University HS)
14	Stephen McCarty	G	6-0	155	So.	Auburn Hills, Mich. (West Bloomfield)
15	Zach McCabe	F	6-7	232	So.	Sioux City, Iowa (Bishop Heelan)
20	Andrew Brommer	F	6-9	247	Sr.	Rosemount, Minn. (Rosemount)
24	Bryce Cartwright	G	6-1	188	Sr.	Compton, Calif. (Dominguez/Paris JC)
25	Eric May	G/F	6-5	217	Jr.	Dubuque, Iowa (Wahlert)
30	Aaron White	F	6-8	225	Fr.	Strongsville, Ohio (Strongsville)
32	Branden Stubbs	G	6-2	175	So.	Pleasant Hill, Iowa (Des Moines Christian)
34	Darius Stokes	F	6-7	203	Fr.-RS	Cedar Rapids, Iowa (Linn-Mar)
35	Devon Archie	F	6-9	222	Sr.-RS	Indianapolis, Ind. (Vincennes CC)

Head Coach: Fran McCaffery

Assistant Coaches: Kirk Speraw, Sherman Dillard, Andrew Francis

Head Coach Fran McCaffery

Fran McCaffery is in his second season as the head basketball coach at the University of Iowa and his 16th year overall as a college head coach. McCaffery spent five seasons (2005-10) as the head coach at Siena, six years at UNC-Greensboro (1999-2005) and three seasons at Lehigh (1985-88) before joining the Hawkeyes.



McCaffery has nearly three decades of Division I coaching experience. He completed his 29th season as a collegiate coach in 2011, which includes 15 years as a head coach and 14 as an assistant.

McCaffery, 50, holds a career mark of 266-199 (.572) and guided his teams to six postseason appearances (five NCAA, one NIT). He is 15-22 (.405) at Iowa.

McCaffery's five years at Siena were the best in its 70-year history. He led the Saints on an incredible run that ended with three straight Metro Atlantic Athletic Conference championships and NCAA Tournament appearances. In so doing, Siena became the only program in the country to win its regular season and postseason title the last three years.

McCaffery's Saints owned a 112-51 (.687) record in his five years with the program. He guided the Saints to four consecutive 20-win seasons, something that has never been accomplished before at the Siena.

The 2009 MAAC Coach of the Year and 2010 District I Coach of the Year is the third winningest coach, by percentage, in league history (68-22, .756). He is the only coach to guide a MAAC program to two NCAA Tournament wins. McCaffery led his 2008 and 2009 teams to first round NCAA Tournament victories over Vanderbilt and Ohio State, respectively.

In his final two seasons at Siena, he coached the Saints to back-to-back 27-win campaigns and boasted a combined 39-3 (.929) record against MAAC opponents, which included MAAC Tournament contests.

McCaffery began his coaching career as an assistant at Penn (1982-83) and Lehigh (1983-85). Then at age 26, he became the nation's youngest Division I head coach when hired by Lehigh in 1985. After three seasons as head coach at Lehigh, he spent 11 seasons as an assistant at Notre Dame (1988-99).

McCaffery played basketball at Wake Forest his freshman year (1977-78) and then concluded his collegiate playing career at Penn his final three seasons (1979-82).

He earned his B.S. degree in Economics from The Wharton School (Penn) in 1982. McCaffery also earned a Master of Education from Lehigh in 1985.

COACHING HONORS

NABC District I Coach of the Year, 2009-10

MAAC Coach of the Year, 2008-09

HEAD COACHING EXPERIENCE

Lehigh (1985-88):49-39 (.557); 8-6 (.571) League
UNC-Greensboro (1999-05).....90-87 (.508); 49-47 (.510) League
Siena (2005-10)112-51 (.687); 68-22 (.756) League
Iowa (2010-present):15-22 (.405); 4-14 (.222) League

McCaffery File

Born: May 23, 1959
Hometown: Philadelphia, Pa.
High School: LaSalle, 1977
College: B.S. in Economics, The Wharton School (Penn), 1982
Master of Education, Lehigh, 1985
Family: Wife, Margaret
Sons, Connor, Patrick and Jonathan Francis
Daughter, Marit Katherine
Brother, Jack (sportswriter in Philadelphia area)

Coaching Honors

MAAC Coach of the Year, 2009

NABC District I Coach of the Year, 2009-10

Coaching History (29 years)

1982-83	Assistant Coach, Penn
1983-85	Assistant Coach, Lehigh
1985-88	Head Coach, Lehigh
1988-99	Assistant Coach, Notre Dame
1999-05	Head Coach, UNC-Greensboro
2005-10	Head Coach, Siena
2010-present	Head Coach, University of Iowa

Coaching Chart

Overall (15 seasons): 266-199 (.572)

At Iowa (two seasons): 15-22 (.405)

At Siena (five seasons): 112-51 (.688)

At UNCG (six seasons): 90-87 (.508)

At Lehigh (three seasons): 49-40 (.551)

NCAA Tournament (five appearances*): 2-5

NIT (one appearance): 0-1

**McCaffery is the first coach to bring three different programs from one-bid leagues to the NCAA Tournament (conferences that sent just one team the year his program advanced).*

McCaffery in Postseason Play

1988	NCAA Tournament - - Lehigh
1989	NCAA Tournament - - Notre Dame
1990	NCAA Tournament - - Notre Dame
1992	NIT - - Notre Dame
1997	NIT - - Notre Dame
2001	NCAA Tournament - - UNC-Greensboro
2002	NIT - - UNC-Greensboro
2008	NCAA Tournament - - Siena
2009	NCAA Tournament - - Siena
2010	NCAA Tournament - - Siena

Playing Experience

Wake Forest, 1977-78

Penn, 1979-82

2011-12 Big Ten Standings/Schedule

Team	Big Ten	Pct.	Overall	Pct.
Ohio State	0-0	.000	6-0	1.000
Wisconsin	0-0	.000	6-0	1.000
Illinois	0-0	.000	6-0	1.000
Indiana	0-0	.000	6-0	1.000
Northwestern	0-0	.000	5-0	1.000
Minnesota	0-0	.000	6-1	.857
Purdue	0-0	.000	6-1	.857
Michigan	0-0	.000	5-1	.833
Nebraska	0-0	.000	4-1	.800
Penn State	0-0	.000	5-2	.714
Iowa	0-0	.000	4-2	.667
Michigan State	0-0	.000	4-2	.667

Tuesday, November 29

Michigan at Virginia, 6 p.m. (ESPN2)

Northwestern at Georgia Tech, 6:15 p.m. (ESPN)

Illinois at Maryland, 6:30 p.m. (ESPN)

Miami at Purdue, 8 p.m. (ESPN2)

Clemson at Iowa, 8:15 p.m. (ESPN)

Duke at Ohio State, 8:30 p.m. (ESPN)

Wednesday, November 30

Indiana at NC State, 6:15 p.m. (ESPN2)

Penn State at Boston College, 6:15 p.m. (ESPN)

Florida State at Michigan State, 6:30 p.m. (ESPN)

Virginia Tech at Minnesota, 8:15 p.m. (ESPN2)

Wake Forest at Nebraska, 8:15 p.m. (ESPN)

Wisconsin at North Carolina, 8:30 p.m. (ESPN)

Friday, December 2

Mississippi Valley State at Northwestern, 7 p.m.

IOWA STATISTICAL CATEGORY LEADERS

LED IN SCORING:	Gatens (3)
REACHED DOUBLE FIGURES:	Gatens (5)
30+ POINT GAMES:	---
20+ POINT GAMES:	Gatens (2)
LED IN REBOUNDING:	Basabe (2)
DOUBLE-FIGURE REBOUNDS:	Basabe, White (1)
DOUBLE-DOUBLES:	Basabe, White (1)
LED IN ASSISTS:	Cartwright (3)
LED IN STEALS:	Gatens (3)
LED IN BLOCKS:	Basabe, May (2)
5+ FTA GAMES:	Gatens (3)

*includes ties for team lead

LATE GAME CLUTCH FREE THROW SHOOTING

IN FINAL FIVE MINUTES OF GAME

Player	FTM	FTA	Pct.
Matt Gatens	9	9	1.000
Melsahn Basabe	2	2	1.000
Kyle Denning	2	2	1.000
Roy Devyn Marble	4	4	1.000
Gabriel Olaseini	2	2	1.000
Zach McCabe	3	4	.750
Roy Devyn Marble	1	3	.333
TOTALS	23	26	.885

IN FINAL TWO MINUTES OF GAME

Player	FTM	FTA	Pct.
Matt Gatens	4	4	1.000
Roy Devyn Marble	1	3	.333
TOTALS	5	7	.714

IN FINAL ONE MINUTE OF GAME

Player	FTM	FTA	Pct.
Matt Gatens	4	4	1.000
Roy Devyn Marble	1	2	.500
TOTALS	5	6	.833

SCOUTING CLEMSON

- Brad Brownell is in his second year at Clemson after posting a 22-12 record and advancing to the 2011 NCAA Second Round in his first season.
- Clemson returns three starters from last year's squad, including senior guard Andre Young, who averaged 11.1 points per game. Young is the Tigers' leading scorer this season, averaging 14.4 points per contest.
- The Tigers enter tonight's game with a 3-2 record. Clemson beat Gardner-Webb (65-44), The Citadel (73-50) and Furman (59-49). They lost to College of Charleston (72-69) and Coastal Carolina (60-59). Their two losses have come by a total of three points.
- Milton Jennings is the team's leading rebounder (6.6) and ranks second in scoring (12.4). Devin Booker also averages double figures in scoring (10.6). Tanner Smith pulls down 6.4 boards and averages 9.8 points.
- Clemson averages 6.8 steals and 5.4 blocks per game. The Tigers shoot 64.5 percent from the free throw line and grab 5.2 more rebounds per game than their opponents.
- Tanner Smith's stat line in Clemson's last game reads: 14 rebounds, eight assists, five assists, two blocks and six points.

McCAFFERY TIES TO ESPN ANALYST LaPHONSO ELLIS

Fran McCaffery helped coach and was involved in recruiting former Notre Dame stand-out and NBA player LaPhonso Ellis while he was an assistant coach at South Bend, Ind. Ellis, who will be doing color commentary Tuesday night for ESPN, is the only Notre Dame player to lead the team in blocks each of his four seasons. He was selected with the No. 5 overall pick in the 1992 NBA Draft by Denver.

BALANCED SCORING

Iowa has eight players averaging 7.2 points or more. Matt Gatens is first on the team (16.8), followed by Eric May (9.7), Zach McCabe (8.5), Aaron White (7.8), Josh Oglesby (7.7), Bryce Cartwright (7.2), Melsahn Basabe (7.2) and Roy Devyn Marble (7.2).

STEALING THE ROCK

Iowa is averaging 10.7 steals this season, collecting 10 steals or more in five of the six games. Last season, the Hawkeyes averaged 6.7 thefts.

HOT SHOT

Freshman Josh Oglesby led Iowa in scoring against Northern Illinois and Creighton, netting a career-high 16 points against the Huskies and 14 versus the Bluejays.

Oglesby becomes the first Hawkeye reserve to lead the team in scoring, in back-to-back games, since Ricky Davis paced Iowa with 25 and 18 on the road at Wisconsin (Feb. 3) and Michigan State (Feb. 7), respectively, in 1998. Like Oglesby, Davis accomplished the feat as a freshman.

After shooting 1-of-9 (.111) from the field the first two games, the Cedar Rapids native shot 15-of-26 (.577) the last four outings.

IMPROVEMENT UNDER McCAFFERY IN SECOND YEAR OF PROGRAM

Fran McCaffery-coached teams have posted improved win totals from their first year to second with McCaffery as a head coach. At Lehigh, his team improved by two wins (13 in 1986 to 15 in 1987). His UNC Greensboro team had four more victories from 2000 (15) and 2001 (19). At Siena his team improved by five victories, registering 15 in 2006 to 20 in 2007.

	1st yr	2nd yr	Diff.
Lehigh	13-15	15-14	+2
UNC Greensboro	15-13	19-12	+4
Siena	15-13	20-12	+5
Iowa	11-20	TBD	TBD

BIG TEN RANKINGS

Iowa ranks first in the Big Ten in steals (17.7), second in assists (17.6), and third in scoring (80.2) and turnover margin (+6.5).



Iowa Athletic Communications

5300 Carver-Hawkeye Arena, Iowa City, IA 52242
Phone: 319-335-9411 • Fax: 319-335-9417
hawkeyesports.com • hawkeyebasketball.com

MBB CONTACT: MATTHEW WEITZEL

office: 319-335-6590 • cell: 319-430-8176
email: matthew-weitzel@hawkeyesports.com
Twitter: @BigWeitz

Practice Coverage

All Iowa men's basketball practices are closed to the media and public.

Coach and Player Interviews

Media interested in setting up interviews with players and/or coaches need to coordinate their requests through Matthew Weitzel in the Iowa Athletic Communications Office.

Social Media

In addition to obtaining the most up-to-date information on Iowa's official website: hawkeyesports.com, fans and media can also get additional information, notes, photos, promotions, videos and more via Iowa basketball's social media sites. Follow Hawkeye hoops on Twitter (@IowaHoops) and on Facebook ([facebook.com/hawkeyebasketball](https://www.facebook.com/hawkeyebasketball)).

Press Conferences

Following is a list of dates for basketball news conferences with Fran McCaffery. The news conferences will begin at 2 p.m. in the Press Room of Carver-Hawkeye Arena. Selected players will be available after McCaffery meets with the media.

The news conference during finals week will be determined at a later date (Dec. 12-15), while the times on Jan. 6 and 12 may change due to its winter break practice schedule.

Following are the news conference dates:

Nov.	Mon, 28th		
Dec.	TBD		
Jan.	Fri, 6th	Thurs, 12th	Tues, 24th
Feb.	Fri, 3rd	Tues, 14th	Tues, 21st
March	Fri, 2nd		

Tele-Conferences

Following is a list of teleconference dates with Coach McCaffery. Each call begins at 10:30 a.m. CT.

Members of the media need to contact the UI Athletic Communications office for the dial in number and other details. Here are the tele-conference dates:

Dec.	Fri, 2nd	Mon, 5th	Thurs, 8th	Wed, 21
	Tues, 27th	Fri, 30th		
Jan.	Tues, 3rd			

Coach McCaffery will also be available at 9:10 a.m. (CT) on the Big Ten teleconference calls, which take place each Monday during the Big Ten season.

Postgame Interviews

Postgame press conferences include both head coaches in the Media Room. Requested Iowa players will also be available in the Media Room while visiting players outside their locker room.

SINKING THE FREEBEEES

Starters Matt Gatens (24-of-26), Melsahn Basabe (19-of-22) and Bryce Cartwright (11-of-13) are a combined 54-of-61 (.885) from the free throw line. Gatens was 8-of-9 from the charity stripe against IPFW. The senior ranks third in Big Ten career free throw percentage.

DIALING UP LONG DISTANCE

Iowa made a combined 31 triples its first three games. The 31 treys are the most by a Hawkeye team to start the season. Iowa made 30 triples to start the 1994-95 campaign, making seven against Morgan State, 14 versus Drake and nine against Pepperdine.

For the season, Iowa has made 46 triples, 7.7 per game to rank fifth in the Big Ten.

LEADING THE TEAM

Following is the number of times a player led Iowa in scoring, rebounding, assists and steals. If two or more players tied for the team lead, all were credited for that game:

Player	Scoring	Rebounding	Assists	Steals
Devon Archie	---	1	---	---
Melsahn Basabe	---	2	---	---
Andrew Brommer	---	1	---	1
Bryce Cartwright	---	---	3	2
Matt Gatens	3	1	1	3
Aaron White	1	1	---	---
Roy Devyn Marble	---	---	1	2
Eric May	---	1	2	1
Zach McCabe	---	1	---	3
Josh Oglesby	2	---	1	---
Branden Stubbs	---	---	---	1

IOWA'S STATISTICAL COMPARISONS

	All Games	Big Ten	Home Games	Away Games	Iowa Wins	Iowa Losses
Record	4-2	---	4-2	0-1	4-0	0-2
Points	80.2	---	84.4	59.0	90.2	60.0
Opp. Pts	69.7	---	67.2	82.0	64.8	79.5
FG%	.452	---	.470	.356	.498	.360
FG Def.	.466	---	.447	.552	.412	.583
3-PT%	.393	---	.406	.333	.424	.313
3-pt. Def.	.352	---	.326	.474	.308	.481
FT%	.713	---	.744	.526	.733	.645
REB	35.7	---	37.2	28.0	39.2	28.5
AST	17.5	---	19.0	10.0	21.3	10.0
TO	13.0	---	14.0	8.0	14.0	11.0
STL	10.7	---	10.8	10.0	11.0	10.0
BLK	1.7	---	1.4	3.0	1.3	2.5

EXPERIENCED BACKCOURT

Iowa has the most experienced starting backcourt duo in the Big Ten. The Hawkeyes are the only league team with two starting senior guards, Bryce Cartwright and Matt Gatens.

COACHING EXPERIENCE

Fran McCaffery has assembled one of the most experienced coaching staffs in the country. Assistant coaches Kirk Speraw, Sherman Dillard and Andrew Francis have over six decades of combined coaching experience. Furthermore, the entire coaching staff combines for 47 years of head coaching experience.

Director of Basketball Operations Jerry Strom is in his 31st season as a member of the Iowa basketball staff. Also, former Hawkeye standout and professional basketball player Ryan Bowen is the video coordinator. Bowen was on four NBA rosters (Denver, Houston, New Orleans and Oklahoma City).

Big Ten Career FT%

1.	.898 (535-596)	Steve Alford, IND	1983-87
2.	.885 (448-506)	Joe Crispin, PSU	1997-01
3.	.872 (259-297)	Matt Gatens, IOWA	2008-
4.	.870 (260-299)	Rick Olson, WIS	1982-86
5.	.868 (223-257)	Pete Lisicky, PSU	1993-98
	.868 (231-266)	Jamar Butler, OSU	2005-08
7.	.867 (273-315)	Jerry Sichting, PUR	1975-79
8.	.864 (393-455)	Kenneth Lowe, PUR	1999-04
9.	.862 (257-298)	John Ritter, IND	1970-73
	.862 (250-290)	Jody Finney, OSU	1967-70
	.862 (181-210)	Jeff Grose, NU	1985-89

Iowa Career Scoring

10.	1,522	Don Nelson	1960-62
11.	1,516	Greg Brunner	2003-06
12.	1,502	Jeff Horner	2003-06
13.	1,372	Ed Horton	1986-89
14.	1,361	Bruce King	1975-77
15.	1,343	James Moses	1989-92
16.	1,248	Jeff Moe	1985-88
17.	1,230	Kenyon Murray	1993-96
18.	1,204	Matt Gatens	2008-
19.	1,189	Kevin Boyle	1979-82
20.	1,188	Dave Gunther	1957-59
	1,188	Bill Logan	1954-56
22.	1,181	Val Barnes	1991-93
23.	1,176	Sam Williams	1967-68
24.	1,172	John Johnson	1969-70
25.	1,168	Chad Calabria	1968-70
26.	1,145	Kevin Kunnert	1971-73
	1,145	Bob Hansen	1980-83

Iowa Career 3-Pointers Made

1.	262	Jeff Horner (2003-06)
2.	226	Chris Kingsbury (1994-96)
3.	214	Kent McCausland (1996-99)
4.	212	Adam Haluska (2005-07)
5.	193	Brody Boyd (2001-04)
6.	177	Matt Gatens (2008-)

Iowa Career 3-Pointers Attempted

1.	713	Jeff Horner (2003-06)
2.	645	Chris Kingsbury (1994-96)
3.	582	Adam Haluska (2005-07)
4.	544	Brody Boyd (2001-04)
5.	502	Matt Gatens (2008-)

Big Ten Seniors (Career Scoring)

Player	School	Points
William Buford	Ohio State	1,508
John Shurna	Northwestern	1,401
Matt Gatens	IOWA	1,204
Verdell Jones III	Indiana	1,169

* as of games played through Nov. 23

HAWKEYE FAST BREAKS

- Seven of Iowa's first eight contests will be played at home, with the non-home game during the stretch being played on a neutral floor in Des Moines versus Creighton.
- Coach McCaffery has played at least 10 players in each of Iowa's first six games. Also, Iowa's bench averages 35 points its first six outings, including 32 points in each of the last two games.
- Iowa's 61.9 percent (13-of-21) 3-point percentage and 26 assists against Northern Illinois are the best of any Big Ten team this season.
- Iowa had five players score 12 points or more in its win over North Carolina A&T on Nov. 14. It marked only the fourth time the Hawkeyes had five players tally 12 points or more in a game (UW-Green Bay in 2003, Michigan in 2004, SIU-Edwardsville in 2010 and North Carolina A&T in 2011).
- Matt Gatens' 22 points Saturday versus IPFW propelled him past Bill Logan (1954-56), Dave Gunther (1957-59) and Kevin Boyle (1979-82) into 18th place on Iowa's all-time scoring chart. The senior is 26 points from tying Kenyon Murray (1993-96) and 44 from Jeff Moe (1985-88). Gatens has 1,204 points entering Tuesday night's contest against Clemson.
- Iowa saw an increase in its attendance numbers in 2010-11. Compared to 2009-10, last year's Hawkeyes averaged 2,085 more fans than the previous season, an increase of 20%. Iowa averaged 9,550 fans two years ago, compared to 11,635 last year.

WHITE TABBED BIG TEN CO-FRESHMAN OF THE WEEK

Iowa freshmen Aaron White was named Big Ten co-Freshman of the Week after his performance in Iowa's season opening victory over Chicago State (Nov. 11). White shared the weekly honor with Indiana's Cody Zeller.

White shined in his Hawkeye debut, leading all scorers and rebounders with 19 points and 10 rebounds in 18 minutes of action. The native of Strongsville, Ohio, shot 50 percent (6-of-12) from the field and sank all five free throw attempts.

The 19 points are the most by an Iowa freshman in a season opener, equaling Dick Ives' 19 scored against Nebraska in his debut on Dec. 10, 1943. Furthermore, White's performance marked the first time a Hawkeye posted a double-double, in a season opener, since Dean Oliver had 10 points and 12 assists in a victory over Chicago State in 1997. It was the first time a Hawkeye freshman had a double-double, points and rebounds, since Jess Settles had 13 points and 11 rebounds versus Drake in 1993.

WELCOME NEW HAWKEYES

Iowa has six new faces on the team this season: Gabriel Olaseni, Josh Oglesby, Aaron White, Stephen McCarty, Kyle Denning and Christopher Rickert. Olaseni, Oglesby and White are on scholarship, while Denning, McCarty and Rickert are walk-ons.

HAWKEYES ARE TOUGH AT HOME

Iowa has won 75 of its 106 games (.708) in Carver-Hawkeye Arena (15,500) over the last eight seasons, including win streaks of 21 straight overall and 12 straight Big Ten Conference wins. Iowa has won 10 of its last 20 home games against ranked opponents. Iowa was a perfect 17-0 at home in 2006, 14-2 in 2007, 10-8 in 2008, 13-4 in 2009, 9-9 in 2010 and 8-8 this season.

IOWA IN CARVER-HAWKEYE ARENA

Iowa has compiled a 351-112 (.758) record in Carver-Hawkeye Arena since the facility opened in January, 1983. Iowa is 162-89 (.645) in Big Ten games and 189-23 (.892) in non-Big Ten contests.

IOWA HISTORY

Iowa has played 2,631 games since beginning basketball in 1902. Iowa's overall record is 1,581-1,050 (.601). That includes a 946-348 (.731) record in home games, a 545-712 (.434) record in contests away from Iowa City, a 703-718 (.495) mark in Big Ten games and a 352-112 (.759) record in Carver-Hawkeye Arena.

IOWA PHOTOS AVAILABLE

Up-to-date head shots of all Iowa players and coaches are available on the internet at pics.hawkeyebasketball.com. Contact the Iowa Sports Information office if you are in need of additional photos.

HAWKEYEBASKETBALL.COM

Check out the Iowa basketball team's new website, HawkeyeBasketball.com, devoted to everything on-and-off-the-court surrounding the program.

HawkeyeBasketball.com, allows fans a chance to go behind the scenes with the Hawkeye basketball program on and off the court. The site is complete with exclusive videos, photo galleries and content featuring the basketball program.

HawkeyeBasketball.com will be updated throughout the year with exclusive videos, including game highlights and player features, along with news stories and other content.

"HAWK TALK WITH FRAN MCCAFFERY"

University of Iowa basketball fans may join Iowa Coach Fran McCaffery and radio announcer Gary Dolphin during the season for the "Hawk Talk with Fran McCaffery" radio call-in show. The show takes place at Carlos O'Kelly's Mexican Cafe in Iowa City from 7-8:30 p.m. Fans can call in and ask the coach a question by calling 1-877-464-2957. Below is the December schedule.

Monday	December 5
Monday	December 12
Wednesday	December 21
Monday	December 26

ALL-SESSION BIG TEN TOURNAMENT TICKETS ON SALE

All-session tickets for the Big Ten Men's Basketball Tournament are on sale. Tickets can be purchased at the Consecro Fieldhouse Box Office, Ticketmaster outlets, ticketmaster.com or by calling Ticketmaster at (800) 745-3000. For more information regarding how to purchase tickets within Iowa's block, contact the UI Athletic Ticket Office. Consecro Fieldhouse is the site of the men's tournament from March 8-11, featuring 22 games over eight days.

Big Ten Men's Basketball Tournament all-session tickets for the lower and club levels are available for \$325 through Big Ten university ticket offices only. All-session tickets for the upper levels are available for \$240 or \$175 (depending on seat location) through Ticketmaster or the Consecro Fieldhouse Box Office only. Orders will be limited to eight all-session tickets.

In addition, the men's tournament will continue to feature a special discounted rate of \$50 for all-session tickets available only to students of Big Ten universities. All students must have a valid student ID for entry. Student section seating will be available in eight balcony sections and orders will be limited to one all-session ticket. Details on the student ticket program will be sent to the university ticket offices for distribution directly to students.

The Big Ten Men's Basketball Tournament will call Indianapolis and Consecro Fieldhouse home this March and again in 2014 and 2016. The 2012 tournament marks the eighth time Indianapolis has hosted the Big Ten Men's Basketball Tournament at Consecro Fieldhouse.

ON THE HORIZON

Iowa closes out its four-game homestand Saturday when it entertains Brown. Tip-off is scheduled for 2 p.m.

Iowa's 2012 Recruiting Class

Anthony Clemmons, Mike Gesell, Patrick Ingram, Kyle Meyer and Adam Woodbury have signed national letter of intents to attend the University of Iowa.

"I'm very excited about this class," said McCaffery. "We started working immediately upon arrival, in particular, on this group. I want to give particular recognition to how hard each and every one of my assistant coaches has worked. I believe we've addressed specific needs and attracted not only quality, but student-athletes who will fit with what we already have here to ultimately make us a better team."

Iowa's five-member 2012 recruiting class is ranked 19th by ESPN.com and Scout.com.

Paul Biancardi, who is ESPN's national recruiting director, had nothing but praise to say about Iowa's recruiting class and coach McCaffery.

"I'm very impressed, but not surprised, with the class coach McCaffery signed," said Biancardi. "This is a national statement class. Coach McCaffery and his staff have sold the vision and the plan for Iowa basketball in a big time way. It should get the fans of Iowa very excited not only right now but in the future. To be successful in this business you have to be able to recruit, and Fran's a proven recruiter. This is a class, that as it grows and develops together, will be the foundation for Iowa basketball. It will propel the Hawkeyes to the next step, which is the upper half of the Big Ten and NCAA Tournament."

ADAM WOODBURY (7-1, 230)

Woodbury is an All-State center from Sioux City, Iowa. The 7-foot-1, 230-pound was named the Most Valuable Player at the 2011 NBA Players Association Top 100 Camp. Woodbury is the No. 41 ranked player in the Class of 2012 by ESPN.com, No. 42 by Rivals.com and No. 47 by Scout.com. He enters his senior season ranked fourth in career scoring and first in rebounding at East High School. He led the Black Raiders to a combined 59-16 record the last three seasons, including back-to-back conference championships and three consecutive state tournament appearances. Woodbury is a two-time first team All-State, All-Missouri River Conference, All-Northwest Iowa and All-City honoree. As a junior, Woodbury averaged a double-double (18.5 points and 12 rebounds). He averaged 17.4 points and grabbed a school single-season record 315 rebounds (12.1 avg.) his sophomore campaign. Woodbury also participated in the Nike LeBron James Skills Academy and Amare Stoudemire Skills Academy in 2011. He played AAU for Martin Brothers and All-Iowa Attack from seventh through 11th grade. Fellow recruit Mike Gesell was an AAU teammate of Woodbury. Woodbury becomes Iowa's first seven-footer since Seth Gorney (2005-08) and is the tallest Hawkeye since Antonio Ramos (1999), who stood 7-foot-2.

MIKE GESELL (6-1, 180)

Gesell is a three-time first team All-State, All-Conference and All-Metro honoree for South Sioux City High School. Gesell is the No. 73 ranked player in the Class of 2012 by ESPN.com, No. 89 by Scout.com and No. 96 by Rivals.com. As a junior, he averaged 25.2 points, 8.2 assists, 5.5 rebounds and 2.9 steals while being honored as the Nebraska Gatorade Basketball Player of the Year. As a sophomore, Gesell averaged 19.9 points, 6.4 assists, 7.7 rebounds and 3.3 steals. He made 82 percent (158-193) of his free throw attempts as a junior and 79 percent (125-158) as a sophomore. The 6-foot-1, 180-pound guard was a Basketball Super State and All-State Class B Team Captain recipient his sophomore and junior seasons. He holds single season school records for scoring (655), assists (212) and steals (79), career scoring (1,446) and single-game steals (8) and assists (13). Gesell, who is a Wendy's High School Heisman state finalist and will be the team's captain this year, also excels in the classroom, ranking in the top five percent of his class while earning Gold Honor Roll distinction all four years. He also is a three-time Academic All-Conference and NSAA Academic All-State honoree. Fellow recruit Adam Woodbury was a teammate of Gesell on Martin Brothers and the All-Iowa Attack AAU squads.

ANTHONY CLEMMONS (6-1, 185)

Clemmons is a native of Lansing, Mich., and has started the last two years for Sexton High School. The 6-foot-1, 185-pound point guard helped his team to back-to-back conference championships and a Class B state title a year ago. Sexton finished as state runner-up his sophomore season. Clemmons is a two-time All-Conference honoree and was an All-State and All-Area selection in 2011. Clemmons averaged 12.3 points, 4.6 rebounds, 4.1 assists and 3.2 steals his junior year. He will serve as a team co-captain his senior campaign. Clemmons played AAU basketball the last two years with the Michigan Mustangs. He also played football his freshman through junior years at Sexton, earning all-conference honors in 2010, playing fullback, linebacker and safety.

PATRICK INGRAM (6-2, 190)

Ingram is a 6-foot-2, 190-pound guard from Indianapolis. He is a two-year starter and helped North Central High School win back-to-back conference championships and the Class 4A state championship in 2010. His high school team boasted a combined 70-8 record his first three seasons. Ingram averaged 10.4 points, 5.0 rebounds and 2.0 assists his junior campaign. He shot 55.5 percent from the field and 33-percent from beyond the arc. A captain on this year's team, Ingram also played on the AAU circuit for the Eric Gordon All-Stars. His team won the Walt Disney World tournament, Eric Gordon Shootout and the IndyBall Tournament. Ingram was tabbed MVP of the Walt Disney World tournament.

KYLE MEYER (6-10, 220)

Meyer is a 6-foot-10, 220-pound forward from Alpharetta, Ga. Meyer averaged 15 points, 11 rebounds, 3.5 blocks and 2.6 assists for Northview High School as a junior. He earned All-Region and co-MVP accolades as a junior, and was also recognized on the 2010 Pickens All-Tournament team. Meyer, who attends the same high school as Minnesota senior Ralph Sampson III, is a three-year starter. He averaged 10 points, 9.5 rebounds and 2.2 blocks, and earned the team's Coaches Award his sophomore campaign. Meyer garnered all-tournament laurels at the Chattahoochee Tournament as a freshman. Meyer also played AAU basketball for the Atlanta Celtics.

2012 IOWA RECRUITING CLASS

Anthony Clemmons	G	6-1/185	Lansing, Mich. (Sexton HS)
Mike Gesell	G	6-1/180	Sioux City, Neb. (South Sioux City HS)
Patrick Ingram	G	6-2/190	Indianapolis, Ind. (North Central HS)
Kyle Meyer	F	6-10/220	Alpharetta, Ga. (Northview HS)
Adam Woodbury	C	7-1/230	Sioux City, Iowa (East HS)



IOWA
HAWKEYES



CLEMSON
TIGERS


2011-12	BIG TEN	AP	ESPN	RPI
4-2	0-0	NR	NR	206

2011-12	ACC	AP	ESPN	RPI
3-2	0-0	NR	NR	184

IOWA vs. CLEMSON // GAME 7

Nov. 29, 2011 (Carver-Hawkeye Arena Arena; Iowa City, Iowa)

Iowa Player Broadcast Notes



0

Gabriel Olaseni • C

	MIN	PTS	REB	BLK	STL	FG%	FT%
SEASON	7.3	2.5	2.8	0.0	0.0	.333	.750
BIG TEN	---	---	---	---	---	---	---
CAREER	7.3	2.5	2.8	0.0	0.0	.333	.750

6-10 • 225 • Fr. • London, England

- Played in 4-of-6 games
- Grabbed a personal-best 5 rebounds vs. Northern Illinois
- Had 8 points and 4 boards in win over Chicago State
- Converted 6-8 (.750) from the free throw line
- Did not see action vs. North Carolina A&T or Campbell



1

Melsahn Basabe • F

	MIN	PTS	REB	BLK	STL	FG%	FT%
SEASON	19.7	7.2	4.5	0.3	0.7	.429	.864
BIG TEN	---	---	---	---	---	---	---
CAREER	23.7	10.4	6.4	1.2	0.4	.556	.739

6-7 • 225 • So. • Glen Cove, N.Y.

- Missed only 3 free throws this year (19-22)
- Seven career double-doubles, one this season
- Posted double figures 19 career times, and 20+ five times
- Ranks 6th in team scoring (7.2) & 1st in rebounding (4.5)
- 15 points and 10 rebounds in win over NC A&T



2

Josh Oglesby • G

	MIN	PTS	REB	AST	STL	FG%	FT%
SEASON	16.5	7.7	1.7	2.0	0.2	.457	.429
BIG TEN	---	---	---	---	---	---	---
CAREER	16.5	7.7	1.7	2.0	0.2	.457	.429

6-5 • 185 • Fr. • Cedar Rapids, Iowa

- Led Iowa in scoring vs. Northern Illinois and Creighton
- 1st Iowa reserve to led team in consecutive games since '98
- 1-9 FGs 1st two games; 15-26 FGs last 4 games
- Scored 13 of his 14 pts in the 2nd half vs. Creighton
- Netted 6 pts in each of the last 2 games



4

Roy Devyn Marble • G/F

	MIN	PTS	REB	AST	STL	FG%	FT%
SEASON	21.0	7.2	2.5	3.0	1.3	.405	.636
BIG TEN	---	---	---	---	---	---	---
CAREER	19.4	6.0	2.4	1.6	0.8	.384	.545

6-6 • 194 • So. • Southfield, Mich.

- Has 18 assists to only 4 turnovers this season
- Posted double digits 6 career times, including last 2 games
- Tied a career high with 4 assists three times this year
- Matched a personal best with 7 boards vs. Chicago State
- Averaged 12.5 points the last 2 games




5

Matt Gatens • G

	MIN	PTS	REB	AST	STL	FG%	FT%
SEASON	29.7	16.8	3.7	2.7	1.8	.516	.923
BIG TEN	---	---	---	---	---	---	---
CAREER	34.4	12.2	3.6	2.5	1.0	.401	.872

6-5 • 212 • Sr. • Iowa City, Iowa

- Playing and starting in his 100th career game Tuesday
- Averaged 18.8 points the last 5 games
- Poured in a career-high 27 points in win over NC A&T
- Posted double figures 67 career times, and 20+ 11 times
- Ranks 18th in Iowa career scoring



15

Zach McCabe • F

	MIN	PTS	REB	AST	STL	FG%	FT%
SEASON	21.5	8.5	3.8	1.3	1.7	.442	.538
BIG TEN	---	---	---	---	---	---	---
CAREER	19.9	6.2	3.6	0.9	0.9	.368	.746

6-7 • 232 • So. • Sioux City, Iowa

- Ranks 3rd in team scoring (8.5)
- Ranks 2nd in team steals (1.7)
- Season-high 13 points in win over Chicago State
- Grabbed a team-best 7 boards vs. Campbell
- Has had 2 steals or more the last 4 games (2.3 avg.)



20

Andrew Brommer • C

	MIN	PTS	REB	BLK	STL	FG%	FT%
SEASON	12.0	3.7	4.0	0.0	1.3	1.000	.143
BIG TEN	---	---	---	---	---	---	---
CAREER	10.4	2.2	1.8	0.4	0.3	.542	.442

6-9 • 247 • Sr. • Rosemount, Minn.

- Sprained his knee on Oct. 13 and missed 4 weeks
- Saw action in 3 games (NC A&T, Campbell & IPFW)
- Had 5 pts, 4 rbs & 3 stls in a season-best 21 mins vs. IPFW
- Perfect 5-of-5 from the field this season
- Played 9 mins, collecting 4 pts and 3 rbs against Campbell



24

Bryce Cartwright • G

	MIN	PTS	REB	AST	STL	FG%	FT%
SEASON	23.5	7.2	1.7	4.5	1.0	.366	.846
BIG TEN	---	---	---	---	---	---	---
CAREER	26.4	7.7	2.3	4.5	0.9	.385	.724

6-1 • 188 • Sr. • Compton, Calif.

- Team co-captain
- Ranks 5th in the Big Ten in assists (4.5)
- Had 9 assists in 19 mins. vs. CSU, one shy of a career high
- Scored 12 pts twice this year (IPFW & NC A&T)
- Made 5 shots at the first-half buzzer the last two seasons



25

Eric May • F

	MIN	PTS	REB	AST	STL	FG%	FT%
SEASON	21.8	7.2	3.7	2.2	0.8	.500	.556
BIG TEN	---	---	---	---	---	---	---
CAREER	27.5	8.5	3.8	1.4	1.1	.419	.630

6-5 • 217 • Jr. • Dubuque, Iowa

- Shooting 50% from the field, 47% from 3-pt range
- Tied career best with 20 pts vs. North Carolina A&T
- Dished out personal best 5 assists in win over CSU
- Grabbed a team-best 6 rebounds vs. Creighton
- Shared game high honors in steals with 2 vs. Campbell



30

Aaron White • F

	MIN	PTS	REB	BLK	STL	FG%	FT%
SEASON	16.5	7.8	4.5	0.2	1.2	.370	.714
BIG TEN	---	---	---	---	---	---	---
CAREER	16.5	7.8	4.5	0.2	1.2	.370	.714

6-8 • 225 • Fr. • Strongsville, Ohio

- Big Ten co-Freshman of the Week (Nov. 14)
- 19 pts vs. CSU ties Dick Ives (1943) for most in Iowa debut
- Double-double in debut vs. CSU: 19 pts and 10 rbs
- Iowa's leading rebounder (4.5)
- Had 8 pts, 2 stls and 2 rbs in Iowa's last game vs. IPFW



35

Devon Archie • C

	MIN	PTS	REB	BLK	STL	FG%	FT%
SEASON	13.8	2.8	4.0	0.4	0.8	.600	.500
BIG TEN	---	---	---	---	---	---	---
CAREER	9.0	1.9	3.1	0.3	0.4	.524	.296

6-9 • 222 • Sr. • Indianapolis, Ind.

- Received a medical redshirt in 2009-10
- Did not start playing basketball until high school
- Started Iowa's first 5 games at center this year
- Grabbed a season-high 7 boards in win over NIU
- Missed Iowa's last game due to a wrist injury

Carver-Hawkeye Arena and Dale and Marilyn Howard Family Pavilion



In September 2011, the University of Iowa completed a \$47 million revitalization of Carver-Hawkeye Arena. That project includes the construction of a practice facility for men's and women's basketball and volleyball, a 10,000-square-foot strength training and cardiovascular center, and an expansion to the Dan Gable Wrestling Complex, in addition to new locker room and support facilities for men's and women's basketball, wrestling and volleyball programs, and office space for the majority of Iowa administrative and coaching staffs.

Carver-Hawkeye Arena's four-story, 75,000-square foot addition has been named the Dale and Marilyn Howard Family Pavilion, named after the Howard's gave a multi-million dollar contribution to the athletic department.

"The Howard's have done so much for our program and the UI Athletics Department," said Iowa head coach Fran McCaffery. "Their generosity has helped pave the way for this beautiful state-of-the-art facility that our program desperately needed. Everything from the offices, locker room, practice gym to the weight room, is first class. We are extremely thankful for the Howard's contribution and are so proud to name the new addition after Dale and Marilyn Howard."

Matt Gatens is in his final season with the Hawkeyes and is ecstatic for the new additions and amenities to Carver-Hawkeye Arena.






“The new facilities are first class,” said Gatens. “After two years of construction, it’s good to finally be able to use the facility in our training efforts. It’s nice to be able to have a practice gym where we can come over and get extra shots up at our leisure. It’s great to be a Hawkeye!”

The addition of the practice facility eliminates the need to have student-athletes in the sports of men’s basketball, women’s basketball and volleyball practice and train at unusual or irregular times of day or at times which are typically reserved for classes. The flexibility created by the practice space also positively impacts the potential for use of the arena for other University and community-related events such as concerts.

The revitalization of the arena also extends into spaces used by the general public on game days and nights, including renovation of select concessions and restroom facilities, and the creation of hospitality and meeting spaces combined with club facilities for fans of the Hawkeyes who choose to participate in a variety of premium seating options similar to that which are available in the Paul W. Brechler Press Box at Kinnick Stadium.






IOWA HAWKEYE BASKETBALL

Updated Iowa Player Bio

Devon Archie



35

Sr., 6-9, 222, Forward
Indianapolis, Ind.
Vincennes CC

- Sidelined due to injury in 2009-10; received a medical redshirt
- Didn't start playing basketball until high school. He played on the junior varsity squad his junior season and varsity year his senior year.
- Career 52.4 percent shooter from the field
- Started five career games, all this year
- Missed Iowa's last game (IPFW) due to a wrist injury
- Started his first career game in Iowa's 2011-12 season opener vs. Chicago State recording four points and two rebounds
- Grabbed six rebounds in win over NC A&T
- Pulled down a team-high seven rebounds and matched a career high with two steals in win over Northern Illinois

Personal Bests

Points: 10 vs. Xavier, 11/19/10
Rebounds: 11 vs. Xavier, 11/19/10
FGM: 3, 2x, last vs. SIUE, 11/26/10
FGA: 5 vs. SIUE, 11/26/10
3-pt FG: ---
3-pt FGA: ---
FTM: 4 vs. Xavier, 11/19/10
FTA: 7 vs. Xavier, 11/19/10
Assists: 2, 2x, last vs. N'western, 1/12/11
Steals: 2, 2x, last vs. N. Illinois, 11/17/11
Blocks: 3 at Purdue, 1/9/11
Minutes: 21, vs. SIUE, 11/26/10

2011-12 Game-by-Game

Opponent	Date	gs	min	Total		3-Pointers		Free throws		Rebounds			pf	a	t/o	blk	stl	pts	avg	
				fg-fga	pct	3fg-fga	pct	ft-fa	pct	off	def	tot								avg
CHICAGO STATE	11/11/11	*	17	2-2	1.000	0-0	.000	0-0	.000	1	1	2	2.0	2	1	2	0	1	4	4.0
NORTH CAROLINA A&T	11/14/11	*	13	0-2	.000	0-0	.000	0-0	.000	1	5	6	4.0	3	1	2	1	0	0	2.0
NORTHERN ILLINOIS	11/17/11	*	16	2-2	1.000	0-0	.000	0-2	.000	1	6	7	5.0	1	0	1	0	2	4	2.7
vs Creighton	11/20/11	*	14	1-2	.500	0-0	.000	2-2	1.000	1	2	3	4.5	0	0	0	0	0	4	3.0
CAMPBELL	11/23/11	*	9	1-2	.500	0-0	.000	0-0	.000	1	1	2	4.0	2	0	3	1	1	2	2.8
Totals			5	6-9	.610	0-0	.000	2-4	.500	5	15	20	4.0	8	2	8	2	4	14	2.8

Games played: 5
 Minutes/game: 13.8
 Points/game: 2.8
 FG Pct: 60.0
 FT Pct: 50.0

Rebounds/game: 4.0
 Assists/game: 0.4
 Turnovers/game: 1.6
 Assist/turnover ratio: 0.3
 Steals/game: 0.8
 Blocks/game: 0.4

CAREER STATISTICS

YEAR	G/GS	FG-A	PCT	3-PT	PCT	FT-A	PCT	RB	AVG	PF-FO	AS	TO	BK	ST	PTS	AVG
Junior	23/0	16-32	.500	0-0	.000	6-23	.261	66	2.9	15-0	8	10	7	6	38	1.7
Senior	5/5	6-10	.625	0-0	.000	2-4	.500	20	4.0	8-0	2	8	2	4	14	2.8
TOTALS	28/5	22-42	.524	0-0	.000	8-27	.296	86	3.1	23-0	10	18	9	10	52	1.9



IOWA HAWKEYE BASKETBALL

Updated Iowa Player Bio

Melsahn Basabe



1

2011-12 Game-by-Game

Opponent	Date	gs	min	Total		3-Pointers		Free throws		Rebounds				pf	a	t/o	blk	stl	pts	avg
				fg-fga	pct	3fg-fga	pct	ft-fa	pct	off	def	tot	avg							
CHICAGO STATE	11/11/11	*	20	3-7	.429	0-0	.000	8-8	1.000	2	3	5	5.0	1	0	0	0	1	14	14.0
NORTH CAROLINA A&T	11/14/11	*	31	4-8	.500	0-0	.000	7-8	.875	3	7	10	7.5	2	1	4	1	0	15	14.5
NORTHERN ILLINOIS	11/17/11	*	20	2-3	.667	0-0	.000	4-4	1.000	1	1	2	5.7	1	0	0	1	0	8	12.3
vs Creighton	11/20/11	*	17	1-3	.333	0-0	.000	0-2	.000	0	3	3	5.0	4	1	2	0	2	2	9.8
CAMPBELL	11/23/11	*	19	1-5	.200	0-0	.000	0-0	.000	3	0	3	4.6	2	0	1	0	0	2	8.2
IPFW	11/26/11	*	11	1-2	.500	0-0	.000	0-0	.000	1	3	4	4.5	3	1	2	0	1	2	7.2
Totals			6	118	12-28	.429	0-0	.000	19-22	.864	10	17	27	4.5	13	3	9	2	43	7.2

Games played: 6
Minutes/game: 19.7
Points/game: 7.2
FG Pct: 42.9
FT Pct: 86.4

Rebounds/game: 4.5
Assists/game: 0.5
Turnovers/game: 1.5
Assist/turnover ratio: 0.3
Steals/game: 0.7
Blocks/game: 0.3

So., 6-7, 225, Forward
Glen Cove, N.Y.
St. Mark's

- 2011 Big Ten Conference all-Freshman team
- 2011 Honorable mention All-Big Ten by league coaches and media
- Started all 37 games in his career
- Has seven career double-doubles (five against Big Ten competition)
- Career 55.6 percent shooter from the field
- Tied for the team lead in rebounding (4.5)
- Has made 19-of-22 (.864) from the foul line, but has not attempted a free throw in Iowa's last two games
- Tallied 14 points and grabbed five rebounds in win over Chicago State
- Posted his first double-double of the season totaling 15 points and 10 rebounds in win over NC A&T
- Equaled a personal best with two steals vs. Creighton

Personal Bests

Points: 25 at Michigan, 1/30/11
Rebounds: 14 vs. Iowa State, 12/10/10
FGM: 9 at Michigan, 1/30/11
FGA: 14 vs. Iowa State, 12/10/10
3-pt FG: ---
3-pt FGA: ---
FTM: 8, 2x, last at Indiana, 2/5/11
FTA: 11 vs. Ohio State, 1/4/11
Assists: 2, 2x, last at Illinois, 2/26/11
Steals: 2, 2x, last vs. Creighton, 11/20/11
Blocks: 7 vs. Iowa State, 12/10/10
Minutes: 37 vs. Wisconsin, 2/9/11

CAREER STATISTICS

YEAR	G/GS	FG-A	PCT	3-PT	PCT	FT-A	PCT	RB	AVG	PF-FO	AS	TO	BK	ST	PTS	AVG
Fresh.	31/31	131-229	.572	0-0	.000	80-112	.714	210	6.8	83-2	9	65	41	12	342	11.0
Soph.	6/6	12-28	.429	0-0	.000	19-22	.864	27	4.5	13-0	3	9	2	4	43	7.2
TOTALS	37/37	143-257	.556	0-0	.000	99-134	.739	237	6.4	96-2	12	74	43	16	385	10.4



IOWA HAWKEYE BASKETBALL

Updated Iowa Player Bio

Andrew Brommer



20

2011-12 Game-by-Game

Opponent	Date	gs	min	Total		3-Pointers		Free throws		Rebounds				pf	a	t/o	blk	stl	pts	avg
				fg-fga	pct	3fg-fga	pct	ft-fa	pct	off	def	tot	avg							
NORTH CAROLINA A&T	11/14/11	6		1-1	1.000	0-0	.000	0-2	.000	1	4	5	5.0	3	0	1	0	1	2	2.0
CAMPBELL	11/23/11	9		2-2	1.000	0-0	.000	0-0	.000	1	2	3	4.0	2	0	0	0	0	4	3.0
IPFW	11/26/11	21		2-2	1.000	0-0	.000	1-5	.200	1	3	4	4.0	4	1	0	0	3	5	3.7
Totals		0	36	5-5	1.000	0-0	.000	1-7	.143	3	9	12	4.0	9	1	1	0	4	11	3.7

Games played: 3
Minutes/game: 12.0
Points/game: 3.7
FG Pct: 100.0
FT Pct: 14.3

Rebounds/game: 4.0
Assists/game: 0.3
Turnovers/game: 0.3
Assist/turnover ratio: 1.0
Steals/game: 1.3

Sr., 6-9, 247, Forward
Rosemount, Minn.
Rosemount HS

- Missed three games due to an injured knee (Chicago State, Northern Illinois and Creighton)
- Grabbed five rebounds in win over NC A&T before reinjuring his knee
- Recorded four points and three rebounds in nine minutes of action against Campbell
- Collected a personal-best three steals in win over IPFW

Personal Bests

Points: 12, 2x, last at Ohio State, 1/19/11
Rebounds: 6 at Ohio State, 1/19/11
FGM: 6 vs. Iowa State, 12/10/10
FGA: 8 at Ohio State, 1/19/11
FTM: 4 vs. Tennessee State, 1/12/10
FTA: 8 vs. West Virginia, 11/28/08
Assists: 3, 2x, last vs. Ohio State, 1/4/11
Steals: 3, vs. IPFW, 11/26/11
Blocks: 4 vs. Minnesota, 2/13/11
Minutes: 30 at Ohio State, 1/19/11

CAREER STATISTICS

YEAR	G/GS	FG-A	PCT	3-PT	PCT	FT-A	PCT	RB	AVG	PF-FO	AS	TO	BK	ST	PTS	AVG
Fresh.	20/0	9-17	.529	0-0	.000	5-22	.227	23	1.2	29-1	2	7	9	2	23	1.2
Soph.	22/0	10-26	.385	0-1	.000	18-24	.750	28	1.2	38-3	9	11	7	7	38	1.7
Junior	31/0	41-72	.569	0-0	.000	14-33	.424	74	2.4	66-1	22	30	15	6	96	3.1
Senior	3/0	5-5	1.000	0-0	.000	1-7	.143	12	4.0	9-0	1	1	0	4	11	3.7
TOTALS	76/0	65-120	.542	0-1	.000	38-86	.442	137	1.8	142-5	34	49	31	19	168	2.2



IOWA HAWKEYE BASKETBALL

Updated Iowa Player Bio

Bryce Cartwright



24

Sr., 6-1, 188, Guard
Compton, Calif.
Dominguez HS
Fresno State/Paris JC

- Team co-captain this season
- 2011 Honorable mention all-Big Ten by league media
- Attended the same high school as Tyson Chandler, Cedric Ceballos, Dennis Johnson and Tayshaun Prince
- Ranks fifth in Big Ten assists (4.5)
- Collected a game-high six assists to go along with 12 points in win over NC A&T
- Dished out nine assists in only 19 minutes of action in win over Northern Illinois
- Was a perfect 2-2 from 3-point territory finishing with nine points vs. Creighton
- Shared team high in assists with five in win over IPFW

Personal Bests

Points: 25 vs. N'western, 1/12/11
Rebounds: 6, 3x, last vs. Purdue, 3/5/11
FGM: 9 vs. N'western, 1/12/11
FGA: 19 vs. La. Tech, 12/21/10
3-pt FG: 3, 2x, last vs. Minnesota, 2/13/11
3-pt FGA: 7 vs. Minnesota, 2/13/11
FTM: 7 vs. N'western, 1/12/11
FTA: 8 vs. N'western, 1/12/11
Assists: 10 vs. Michigan State, 2/2/11
Steals: 4 vs. Long Beach State, 11/22/10
Blocks: 1, 3x, last vs. UL Monroe, 11/16/10
Minutes: 44 at New Mexico State, 2/14/09

2011-12 Game-by-Game

Opponent	Date	gs	min	Total		3-Pointers		Free throws		Rebounds				pf	a	t/o	blk	stl	pts	avg	
				fg-fga	pct	3fg-fga	pct	ft-fa	pct	off	def	tot	avg								
CHICAGO STATE	11/11/11	*	15	1-5	.200	0-1	.000	0-0	.000	0	2	2	2.0	0	4	3	0	1	2	2.0	
NORTH CAROLINA A&T	11/14/11	*	27	4-11	.364	0-4	.000	4-4	1.000	1	1	2	2.0	4	6	1	0	2	12	7.0	
NORTHERN ILLINOIS	11/17/11	*	19	1-5	.200	0-1	.000	2-2	1.000	0	1	1	1.7	0	9	0	0	0	4	6.0	
vs Creighton	11/20/11	*	20	3-4	.750	2-2	1.000	1-2	.500	0	1	1	1.5	1	1	0	0	0	9	6.8	
CAMPBELL	11/23/11	*	26	2-8	.250	0-0	.000	0-0	.000	0	1	1	1.4	2	2	3	0	2	4	6.2	
IPFW	11/26/11	*	34	4-8	.500	0-0	.000	4-5	.800	0	3	3	1.7	0	5	4	0	1	12	7.2	
Totals			6	141	15-41	.366	2-8	.250	11-13	.846	1	9	10	1.7	7	27	11	0	6	43	7.2

Games played: 6
 Minutes/game: 23.5
 Points/game: 7.2
 FG Pct: 36.6
 3FG Pct: 25.0
 FT Pct: 84.6

Rebounds/game: 1.7
 Assists/game: 4.5
 Turnovers/game: 1.8
 Assist/turnover ratio: 2.5
 Steals/game: 1.0

CAREER STATISTICS

YEAR	G/GS	FG-A	PCT	3-PT	PCT	FT-A	PCT	RB	AVG	PF-FO	AS	TO	BK	ST	PTS	AVG
Fresh.	34/20	58-155	.374	17-65	.262	34-46	.739	60	1.8	45-1	109	68	2	27	167	4.9
Soph.	At Paris Junior College															
Junior	31/26	134-341	.393	19-69	.275	52-75	.693	90	2.9	42-0	182	102	1	28	339	10.9
Senior	6/6	149-382	.390	21-77	.273	63-88	.716	100	2.7	49-0	209	113	1	34	382	10.3
TOTALS	71/52	207-537	.385	38-142	.268	97-134	.724	160	2.3	94-1	318	181	3	61	549	7.7



IOWA HAWKEYE BASKETBALL

Updated Iowa Player Bio

Cody Cox



11

2011-12 Game-by-Game

Opponent	Date	gs	min	Total		3-Pointers		Free throws		Rebounds				pf	a	t/o	blk	stl	pts	avg
				fg-fga	pct	3fg-fga	pct	ft-fa	pct	off	def	tot	avg							
CHICAGO STATE	11/11/11	3		0-0	.000	0-0	.000	0-0	.000	0	1	1	1.0	0	0	0	0	0	0	0.0
NORTHERN ILLINOIS	11/17/11	2		0-0	.000	0-0	.000	0-0	.000	0	0	0	0.5	0	0	0	0	0	0	0.0
Totals		0	5	0-0	.000	0-0	.000	0-0	.000	0	1	1	0.5	0	0	0	0	0	0	0.0

Games played: 2
Minutes/game: 2.5

Rebounds/game: 0.5

So., 6-4, 196, Forward
Waterloo, Iowa
Waterloo West

- Non-scholarship athlete
- Competed in five career contests

Personal Bests

Points: ---
Rebounds: 1 vs. Chicago State, 11/11/11
FGM: ---
FGA: 2 vs. SIUE, 11/26/10
3-pt FG: ---
3-pt FGA: 1 vs. SIUE, 11/26/10
FTM: ---
FTA: ---
Assists: 1 vs. SIUE, 11/26/10
Steals: 1 vs. SIUE, 11/26/10
Blocks: ---
Minutes: 7 vs. SIUE, 11/26/10

CAREER STATISTICS

YEAR	G/GS	FG-A	PCT	3-PT	PCT	FT-A	PCT	RB	AVG	PF-FO	AS	TO	BK	ST	PTS	AVG
Fresh.	3/0	0-3	.000	0-1	.000	0-0	.000	0	0.0	1-0	1	0	0	1	0	0.0
Soph.	2/0	0-0	.000	0-0	.000	0-0	.000	1	0.5	0-0	0	0	0	0	0	0.0
TOTALS	5/0	0-3	.000	0-1	.000	0-0	.000	1	0.2	1-0	1	0	0	1	0	0.0



IOWA HAWKEYE BASKETBALL

Updated Iowa Player Bio

Kyle Denning



13

Fr., 6-2, 175, Guard
Cedar Falls, Iowa
Northern University HS

- Non-scholarship athlete
- Saw action in two games
- Sank both free throw attempts in four minutes of action in Iowa's season opening win over Chicago State

Personal Bests

Points: ---
Rebounds: ---
FGM: ---
FGA: ---
3-pt FG: ---
3-pt FGA: ---
FTM: 2 vs. Chicago State, 11/11/11
FTA: 2 vs. Chicago State, 11/11/11
Assists: ---
Steals: ---
Blocks: ---
Minutes: 4 vs. Chicago State, 11/11/11

2011-12 Game-by-Game

Opponent	Date	gs	min	Total		3-Pointers		Free throws		Rebounds				pf	a	t/o	blk	stl	pts	avg
				fg-fga	pct	3fg-fga	pct	ft-fa	pct	off	def	tot	avg							
CHICAGO STATE	11/11/11	4		0-0	.000	0-0	.000	2-2	1.000	0	0	0	0.0	0	0	0	0	0	2	2.0
NORTHERN ILLINOIS	11/17/11	2		0-0	.000	0-0	.000	0-0	.000	0	0	0	0.0	0	0	0	0	0	0	1.0
Totals		0	6	0-0	.000	0-0	.000	2-2	1.000	0	0	0	0.0	0	0	0	0	0	2	1.0

Games played: 2
Minutes/game: 3.0
Points/game: 1.0
FT Pct: 100.0

CAREER STATISTICS

YEAR	G/GS	FG-A	PCT	3-PT	PCT	FT-A	PCT	RB	AVG	PF-FO	AS	TO	BK	ST	PTS	AVG
Fresh.	2/0	0-0	.000	0-0	.000	2-2	1.000	0	0.0	0-0	0	0	0	0	2	1.0



IOWA HAWKEYE BASKETBALL

Updated Iowa Player Bio

Matt Gatens



5

Sr., 6-5, 212, Guard
Iowa City, Iowa
City HS

- Three-time team co-captain
- Only missed two games in his career due to injury (2010 vs. South Dakota State and UL Monroe)
- Posted double figures 67 times in his career, including the last five games this season
- Averaged 19.5 points and converted 14-of-15 (.933) from the foul line the last two games
- Ranks third in Big Ten career free throw percentage (.872, 259-297)
- Ranks second in Big Ten free throw percentage this season (.923, 24-of-26)
- Iowa's leading scorer (16.8) and 3-point shooter (13-33, .394)
- Ranks 18th in Iowa career scoring (1,204)
- Ranks sixth in career 3-pointers at Iowa (177)
- Poured in a career-high 27 points and also had six rebounds, four assists and two steals in win over NC A&T
- Notched a team-high 17 points against Campbell, adding five rebounds, two assists and two steals
- Had 15 points on 5-6 shooting from the field and 3-4 from long distance in win over Northern Illinois
- Collected a season and game-high three steals vs. Creighton
- Posted a team-high 22 points and dished out five assists in win over IPFW

2011-12 Game-by-Game

Opponent	Date	gs	min	Total		3-Pointers		Free throws		Rebounds				pf	a	t/o	blk	stl	pts	avg
				fg-fga	pct	3fg-fga	pct	ft-fa	pct	off	def	tot	avg							
CHICAGO STATE	11/11/11	*	16	2-5	.400	1-4	.250	2-2	1.000	1	0	1	1.0	3	2	0	0	1	7	7.0
NORTH CAROLINA A&T	11/14/11	*	34	9-15	.600	4-10	.400	5-6	.833	4	2	6	3.5	2	4	1	0	2	27	17.0
NORTHERN ILLINOIS	11/17/11	*	20	5-6	.833	3-4	.750	2-2	1.000	1	1	2	3.0	1	2	1	0	1	15	16.3
vs Creighton	11/20/11	*	35	5-12	.417	2-7	.286	1-1	1.000	1	3	4	3.3	2	1	1	0	3	13	15.5
CAMPBELL	11/23/11	*	40	5-12	.417	1-5	.200	6-6	1.000	1	4	5	3.6	3	2	1	0	2	17	15.8
IPFW	11/26/11	*	33	6-12	.500	2-3	.667	8-9	.889	0	4	4	3.7	1	5	2	0	2	22	16.8
Totals			6	178	32-62	.516	13-33	.394	24-26	.923	8	14	22	3.7	12	16	6	0	11	16.8

Games played: 6
Minutes/game: 29.7
Points/game: 16.8
FG Pct: 51.6
3FG Pct: 39.4
FT Pct: 92.3

Rebounds/game: 3.7
Assists/game: 2.7
Turnovers/game: 1.0
Assist/turnover ratio: 2.7
Steals/game: 1.8

Personal Bests

Points: 27 vs. NC A&T, 11/14/11
Rebounds: 10 vs. Western Illinois, 12/27/08
FGM: 9 vs. North Carolina A&T, 11/14/11
FGA: 21 at Minnesota, 1/16/11
3-pt FG: 5, 4x, last vs. N'western, 1/12/11
3-pt FGA: 11 vs. Minnesota, 2/13/11
FTM: 11 vs. Indiana, 1/23/11
FTA: 12, 2x, last vs. Indiana, 1/23/11
Assists: 8 vs. SC State, 12/21/09
Steals: 5 vs. Idaho State, 12/4/10
Blocks: 2 vs. Michigan, 2/22/09
Minutes: 50 vs. Penn State, 3/7/09

CAREER STATISTICS

YEAR	G/GS	FG-A	PCT	3-PT	PCT	FT-A	PCT	RB	AVG	PF-FO	AS	TO	BK	ST	PTS	AVG
Fresh.	32/32	109-258	.422	52-129	.403	75-83	.904	121	3.8	82-2	71	51	10	26	345	10.8
Soph.	32/32	125-338	.370	58-177	.328	84-101	.832	138	4.3	70-0	105	85	3	29	392	12.3
Junior	29/29	118-299	.395	54-163	.331	76-87	.874	71	2.4	44-1	53	42	3	38	366	12.6
Senior	6/6	32-62	.516	13-33	.394	24-26	.923	22	3.7	12-0	16	6	0	11	101	16.8
TOTALS	99/99	384-957	.401	177-502	.353	259-297	.872	352	3.6	208-3	245	184	16	104	1204	12.2



IOWA HAWKEYE BASKETBALL

Updated Iowa Player Bio

Roy Devyn Marble



4

So., 6-6, 194, Guard/Forward
Southfield, Mich.
Lathrup HS

- Father Roy, is a three-time all-Big Ten performer and Iowa MVP, and the Hawkeyes' all-time leading scorer
- Played in all 31 contests as a freshman, including starting six games (vs. #2 Ohio State, vs. Michigan, at Illinois, at Michigan State, vs. #6 Purdue, vs. Michigan State)
- Boasts a 4.5 assist/turnover ratio (18 assists to only four turnovers)
- Posted double figures seven times in his career, including the last two contests
- Averaged 12.5 points in the last two games
- Tallied a season-high 14 points against Campbell in a career-high 32 minutes, and added four assists and a block
- Collected a personal-best three steals and equaled career highs in rebounds (7) and assists (4) in win over Chicago State
- Matched a career-high with four assists in win over Northern Illinois
- Scored 11 points in 22 minutes off the bench in win over IPFW

2011-12 Game-by-Game

Opponent	Date	gs	min	Total		3-Pointers		Free throws		Rebounds				pf	a	t/o	blk	stl	pts	avg
				fg-fga	pct	3fg-fga	pct	ft-fa	pct	off	def	tot	avg							
CHICAGO STATE	11/11/11	21	3-6	.500	0-2	.000	0-0	.000	2	5	7	7.0	2	4	0	0	3	6	6.0	
NORTH CAROLINA A&T	11/14/11	13	2-6	.333	1-2	.500	0-0	.000	0	1	1	4.0	2	3	1	0	0	5	5.5	
NORTHERN ILLINOIS	11/17/11	17	2-8	.250	0-0	.000	1-2	.500	1	1	2	3.3	0	4	0	0	2	5	5.3	
vs Creighton	11/20/11	21	0-4	.000	0-1	.000	2-2	1.000	1	1	2	3.0	2	1	0	0	1	2	4.5	
CAMPBELL	11/23/11	32	6-12	.500	0-1	.000	2-2	1.000	1	0	1	2.6	3	4	0	1	1	14	6.4	
IPFW	11/26/11	22	4-6	.667	1-1	1.000	2-5	.400	1	1	2	2.5	3	2	3	0	1	11	7.2	
Totals		0	126	17-42	.405	2-7	.286	7-11	.636	6	9	15	2.5	12	18	4	1	8	43	7.2

Games played: 6
 Minutes/game: 21.0
 Points/game: 7.2
 FG Pct: 40.5
 3FG Pct: 28.6
 FT Pct: 63.6

Rebounds/game: 2.5
 Assists/game: 3.0
 Turnovers/game: 0.7
 Assist/turnover ratio: 4.5
 Steals/game: 1.3
 Blocks/game: 0.2

Personal Bests

Points: 18 vs. Indiana, 1/23/11
Rebounds: 7, 2x, last vs. Chicago St., 11/11/11
FGM: 8 vs. Indiana, 1/23/11
FGA: 13 vs. Indiana, 1/23/11
3-pt FG: 2, 3x, last at Michigan, 1/30/11
3-pt FGA: 3, 4x, last at Mich. State, 3/2/11
FTM: 5 vs. Long Beach State, 11/22/10
FTA: 6, 3x, last at Mich. State, 3/2/11
Assists: 4, 3x, last vs. N. Illinois, 11/17/11
Steals: 3 vs. Chicago State, 11/11/11
Blocks: 1, 3x, last vs. Campbell, 11/23/11
Minutes: 32 vs. Campbell, 11/23/11

CAREER STATISTICS

YEAR	G/GS	FG-A	PCT	3-PT	PCT	FT-A	PCT	RB	AVG	PF-FO	AS	TO	BK	ST	PTS	AVG
Fresh.	31/6	66-174	.379	11-41	.268	35-66	.530	74	2.4	41-0	41	34	2	21	178	5.7
Soph.	6/0	17-42	.405	2-7	.286	7-11	.636	15	2.5	12-0	18	4	1	8	43	7.2
TOTALS	37/6	83-216	.384	13-48	.271	42-77	.545	89	2.4	53-0	59	38	3	29	221	6.0



IOWA HAWKEYE BASKETBALL

Updated Iowa Player Bio

Eric May



25

Jr., 6-5, 217, Guard/Forward
Dubuque, Iowa
Wahlert HS

- 2011 Academic All-Big Ten honoree
- Ranks second in team scoring (9.7) and fourth in rebounding (3.7)
- Dished out a game and career-high five assists in win over Chicago State
- Matched a career best with 20 points on 8-12 shooting from the field, including 3-4 from 3-point range, and 1-3 from the foul line and also pulled down a season-high nine rebounds in win over NC A&T
- Tallied 14 points and had four assists in win over Northern Illinois
- Controlled a team-high six rebounds vs. Creighton

Personal Bests

Points: 20, 2x, last vs. NC A&T, 11/14/11
Rebounds: 11 vs. Prairie View A&M, 12/5/09
FGM: 8, 2x, last at Wake Forest, 11/30/10
FGA: 16 vs. South Dakota State, 11/14/10
3-pt FG: 5 vs. Ohio State, 1/27/10
3-pt FGA: 10 vs. Ohio State, 1/27/10
FTM: 4, 2x, last vs. Illinois, 12/29/10
FTA: 8 vs. Illinois, 12/29/10
Assists: 5 vs. Chicago State, 11/11/11
Steals: 7 vs. SIUE, 11/26/10
Blocks: 3, 3x, last at Michigan, 1/30/10
Minutes: 43 vs. Michigan, 2/16/10

2011-12 Game-by-Game

Opponent	Date	gs	min	Total		3-Pointers		Free throws		Rebounds				pf	a	t/o	blk	stl	pts	avg
				fg-fga	pct	3fg-fga	pct	ft-fa	pct	off	def	tot	avg							
CHICAGO STATE	11/11/11	*	26	4-10	.400	2-5	.400	2-2	1.000	0	1	1	1.0	1	5	1	1	2	12	12.0
NORTH CAROLINA A&T	11/14/11	*	32	8-12	.667	3-4	.750	1-3	.333	3	6	9	5.0	2	1	5	0	1	20	16.0
NORTHERN ILLINOIS	11/17/11	*	19	6-8	.750	2-2	1.000	0-0	.000	0	3	3	4.3	2	4	2	0	0	14	15.3
vs Creighton	11/20/11	*	23	3-10	.300	0-3	.000	0-0	.000	2	4	6	4.8	3	2	3	1	0	6	13.0
CAMPBELL	11/23/11	*	20	1-4	.250	0-1	.000	2-4	.500	0	2	2	4.2	2	0	1	0	2	4	11.2
IPFW	11/26/11	*	11	1-2	.500	0-0	.000	0-0	.000	0	1	1	3.7	2	1	1	0	0	2	9.7
Totals			6	131	23-46	.500	7-15	.467	5-9	.556	5	17	22	3.7	12	13	13	2	58	9.7

Games played: 6
 Minutes/game: 21.8
 Points/game: 9.7
 FG Pct: 50.0
 3FG Pct: 46.7
 FT Pct: 55.6

Rebounds/game: 3.7
 Assists/game: 2.2
 Turnovers/game: 2.2
 Assist/turnover ratio: 1.0
 Steals/game: 0.8
 Blocks/game: 0.3

CAREER STATISTICS

YEAR	G/GS	FG-A	PCT	3-PT	PCT	FT-A	PCT	RB	AVG	PF-FO	AS	TO	BK	ST	PTS	AVG
Fresh.	32/23	104-259	.402	41-143	.287	38-57	.667	147	4.6	74-1	44	59	26	34	287	9.0
Soph.	30/25	88-204	.423	26-66	.394	32-53	.604	88	2.9	41-1	38	60	9	38	234	7.8
Junior	6/6	23-46	.500	7-15	.467	5-9	.556	22	3.7	12-0	13	13	2	5	58	9.7
TOTALS	68/54	215-513	.419	74-224	.330	75-119	.630	257	3.8	127-2	95	132	37	77	579	8.5



IOWA HAWKEYE BASKETBALL

Updated Iowa Player Bio

Zach McCabe



15

So., 6-7, 232, Forward
Sioux City, Iowa
Bishop Heelan HS

- Ranks third on the team in scoring (8.5)
- Started third career game, and first of the season, in win over IPFW scoring 12 points and matching a career high with three steals
- Had 13 points and five rebounds in win over Chicago State
- Tallied 12 points, six rebounds and two assists in win over NC A&T
- Scored eight points and had two steals and two assists in win over Northern Illinois
- Notched six points, a team-high seven rebounds, two steals and two assists against Campbell

Personal Bests

Points: 16 vs. SIUE, 11/26/10
Rebounds: 8 at Wake Forest, 11/30/10
FGM: 6 vs. SIUE, 11/26/10
FGA: 13 vs. SIUE, 11/26/10
3-pt FG: 4 vs. SIUE, 11/26/10
3-pt FGA: 7 vs. SIUE, 11/26/10
FTM: 6 vs. Alabama, 11/20/10
FTA: 7 at Drake, 12/18/10
Assists: 3 vs. Michigan, 2/19/11
Steals: 3, 2x, last vs. IPFW, 11/26/11
Blocks: 1 at Purdue, 1/9/11
Minutes: 33 vs. South Dakota State, 11/14/10

2011-12 Game-by-Game

Opponent	Date	gs	min	Total		3-Pointers		Free throws		Rebounds				pf	a	t/o	blk	stl	pts	avg
				fg-fga	pct	3fg-fga	pct	ft-fa	pct	off	def	tot	avg							
CHICAGO STATE	11/11/11	18	5-11	.455	2-5	.400	1-3	.333	2	3	5	5.0	1	1	0	0	1	13	13.0	
NORTH CAROLINA A&T	11/14/11	25	4-5	.800	1-2	.500	3-4	.750	2	4	6	5.5	2	2	2	0	0	12	12.5	
NORTHERN ILLINOIS	11/17/11	15	3-6	.500	2-3	.667	0-0	.000	1	0	1	4.0	2	2	1	0	2	8	11.0	
vs Creighton	11/20/11	20	0-4	.000	0-1	.000	0-2	.000	1	0	1	3.3	1	1	0	0	2	0	8.3	
CAMPBELL	11/23/11	24	3-11	.273	0-2	.000	0-0	.000	6	1	7	4.0	4	2	3	0	2	6	7.8	
IPFW	11/26/11 *	27	4-6	.667	1-1	1.000	3-4	.750	1	2	3	3.8	4	0	0	0	3	12	8.5	
Totals		1	129	19-43	.442	6-14	.429	7-13	.538	13	10	23	3.8	14	8	6	0	10	51	8.5

Games played: 6
 Minutes/game: 21.5
 Points/game: 8.5
 FG Pct: 44.2
 3FG Pct: 42.9
 FT Pct: 53.8

Rebounds/game: 3.8
 Assists/game: 1.3
 Turnovers/game: 1.0
 Assist/turnover ratio: 1.3
 Steals/game: 1.7

CAREER STATISTICS

YEAR	G/GS	FG-A	PCT	3-PT	PCT	FT-A	PCT	RB	AVG	PF-FO	AS	TO	BK	ST	PTS	AVG
Fresh.	31/2	59-169	.349	24-84	.286	37-46	.804	111	3.6	69-3	24	48	1	22	179	5.8
Soph.	6/1	19-43	.442	6-14	.429	7-13	.538	23	3.8	14-0	8	6	0	10	51	8.5
TOTALS	37/3	78-212	.368	30-98	.306	44-59	.746	134	3.6	83-3	32	54	1	32	230	6.2



IOWA HAWKEYE BASKETBALL

Updated Iowa Player Bio

Stephen McCarty



14

So., 6-2, 160, Guard
Auburn Hills, Mich.
West Bloomfield HS

- Non-scholarship athlete
- Saw action in two games

Personal Bests

Points: 2 vs. N. Illinois, 11/17/11
Rebounds: ---
FGM: 1 vs. N. Illinois, 11/17/11
FGA: 2 vs. N. Illinois, 11/17/11
3-pt FG: ---
3-pt FGA: ---
FTM: ---
FTA: ---
Assists: ---
Steals: ---
Blocks: ---
Minutes: 4 vs. Chicago State, 11/11/11

2011-12 Game-by-Game

Opponent	Date	gs	min	Total		3-Pointers		Free throws		Rebounds				pf	a	t/o	blk	stl	pts	avg
				fg-fga	pct	3fg-fga	pct	ft-fa	pct	off	def	tot	avg							
CHICAGO STATE	11/11/11	4		0-0	.000	0-0	.000	0-0	.000	0	0	0	0.0	0	0	0	0	0	0	0.0
NORTHERN ILLINOIS	11/17/11	2		1-2	.500	0-1	.000	0-0	.000	0	0	0	0.0	1	0	0	0	0	2	1.0
Totals		0	6	1-2	.500	0-1	.000	0-0	.000	0	0	0	0.0	1	0	0	0	0	2	1.0

Games played: 2
 Minutes/game: 3.0
 Points/game: 1.0
 FG Pct: 50.0
 3FG Pct: 0.0

CAREER STATISTICS

YEAR	G/GS	FG-A	PCT	3-PT	PCT	FT-A	PCT	RB	AVG	PF-FO	AS	TO	BK	ST	PTS	AVG
Fresh.	2/0	1-2	.500	0-1	.000	0-0	.000	0	0.0	1-0	0	0	0	0	0	0.0



IOWA HAWKEYE BASKETBALL

Updated Iowa Player Bio

Josh Oglesby



2

Fr., 6-5, 190, Guard
Cedar Rapids, Iowa
Washington HS

- Led Iowa in scoring against Creighton and Northern Illinois
- Ranks fifth in team scoring (7.7)
- Tallied four points and collected four assists and two rebounds in win over Chicago State
- Netted a personal-best 16 points, bolstered by 4-of-7 shooting from 3-point range, and controlled five rebounds in win over Northern Illinois
- Scored a team-best 14 points on 5-8 shooting from the field, including 3-5 from 3-point range, vs. Creighton
- Recorded six points against Campbell, hitting both 3-point attempts
- Had six points and dished out two assists in win over IPFW

Personal Bests

Points: 16 vs. N. Illinois, 11/17/11
Rebounds: 5 vs. N. Illinois, 11/17/11
FGM: 6 vs. N. Illinois, 11/17/11
FGA: 9 vs. N. Illinois, 11/17/11
3-pt FG: 4 vs. N. Illinois, 11/17/11
3-pt FGA: 7 vs. N. Illinois, 11/17/11
FTM: 1, 2x, last vs. Creighton, 11/20/11
FTA: 2, 2x, last vs. Creighton, 11/20/11
Assists: 4 vs. Chicago State, 11/11/11
Steals: 1 vs. N. Illinois, 11/17/11
Blocks: 1 vs. Creighton, 11/20/11
Minutes: 23 vs. N. Illinois, 11/17/11

2011-12 Game-by-Game

Opponent	Date	gs	min	Total		3-Pointers		Free throws		Rebounds				pf	a	t/o	blk	stl	pts	avg
				fg-fga	pct	3fg-fga	pct	ft-fa	pct	off	def	tot	avg							
CHICAGO STATE	11/11/11	19	1-7	.143	1-6	.167	1-2	.500	1	1	2	2.0	0	4	0	0	0	4	4.0	
NORTH CAROLINA A&T	11/14/11	7	0-2	.000	0-2	.000	0-0	.000	0	1	1	1.5	1	2	1	0	0	0	2.0	
NORTHERN ILLINOIS	11/17/11	23	6-9	.667	4-7	.571	0-0	.000	0	5	5	2.7	1	2	1	0	1	16	6.7	
vs Creighton	11/20/11	20	5-8	.625	3-5	.600	1-2	.500	0	1	1	2.3	0	2	0	1	0	14	8.5	
CAMPBELL	11/23/11	12	2-3	.667	2-2	1.000	0-0	.000	0	0	0	1.8	0	0	2	0	0	6	8.0	
IPFW	11/26/11	18	2-6	.333	1-5	.200	1-3	.333	0	1	1	1.7	0	2	0	0	0	6	7.7	
Totals		0	99	16-35	.457	11-27	.407	3-7	.429	1	9	10	1.7	2	12	4	1	1	46	7.7

Games played: 6
 Minutes/game: 16.5
 Points/game: 7.7
 FG Pct: 45.7
 3FG Pct: 40.7
 FT Pct: 42.9

Rebounds/game: 1.7
 Assists/game: 2.0
 Turnovers/game: 0.7
 Assist/turnover ratio: 3.0
 Steals/game: 0.2
 Blocks/game: 0.2

CAREER STATISTICS

YEAR	G/GS	FG-A	PCT	3-PT	PCT	FT-A	PCT	RB	AVG	PF-FO	AS	TO	BK	ST	PTS	AVG
Fresh.	6/0	16-35	.457	11-27	.407	3-7	.429	10	1.7	2-0	12	4	1	1	46	7.7



IOWA HAWKEYE BASKETBALL

Updated Iowa Player Bio

Gabriel Olaseni



0

2011-12 Game-by-Game

Opponent	Date	gs	min	Total		3-Pointers		Free throws		Rebounds				pf	a	t/o	blk	stl	pts	avg
				fg-fga	pct	3fg-fga	pct	ft-fa	pct	off	def	tot	avg							
CHICAGO STATE	11/11/11	9		1-2	.500	0-0	.000	6-8	.750	3	1	4	4.0	1	0	0	0	0	8	8.0
NORTHERN ILLINOIS	11/17/11	12		0-3	.000	0-0	.000	0-0	.000	2	3	5	4.5	0	1	1	0	0	0	4.0
vs Creighton	11/20/11	3		0-0	.000	0-0	.000	0-0	.000	1	0	1	3.3	0	0	0	0	0	0	2.7
IPFW	11/26/11	5		1-1	1.000	0-0	.000	0-0	.000	0	1	1	2.8	1	0	1	0	0	2	2.5
Totals		0	29	2-6	.333	0-0	.000	6-8	.750	6	5	11	2.8	2	1	2	0	0	10	2.5

Games played: 4
Minutes/game: 7.3
Points/game: 2.5
FG Pct: 33.3
FT Pct: 75.0

Rebounds/game: 2.8
Assists/game: 0.3
Turnovers/game: 0.5
Assist/turnover ratio: 0.5

Fr., 6-10, 225, Center
London, England
Sunrise Christian Academy

- Seen action in four contests
- Scored eight points and corralled four rebounds in win over Chicago State
- Grabbed five rebounds and had an assist in win over Northern Illinois
- Made his only field goal attempt and grabbed one rebound in win over IPFW

Personal Bests

Points: 8 vs. Chicago State, 11/11/11
Rebounds: 5 vs. N. Illinois, 11/17/11
FGM: 1, 2x, last vs. IPFW, 11/26/11
FGA: 2 vs. Chicago State, 11/11/11
3-pt FG: ---
3-pt FGA: ---
FTM: 6 vs. Chicago State, 11/11/11
FTA: 8 vs. Chicago State, 11/11/11
Assists: 1 vs. N. Illinois, 11/17/11
Steals: ---
Blocks: ---
Minutes: 12 vs. N. Illinois, 11/17/11

CAREER STATISTICS

YEAR	G/GS	FG-A	PCT	3-PT	PCT	FT-A	PCT	RB	AVG	PF-FO	AS	TO	BK	ST	PTS	AVG
Fresh.	4/0	2-6	.333	0-0	.000	6-8	.750	11	2.8	2-0	1	2	0	0	10	2.5



IOWA HAWKEYE BASKETBALL

Updated Iowa Player Bio

Christopher Rickert

2011-12 Game-by-Game



11

Jr, 6-3, 180, Junior
Sioux City, Iowa
Bixhop Heelan HS

- Non-scholarship athlete

Personal Bests

Points: ---
Rebounds: ---
FGM: ---
FGA: ---
3-pt FG: ---
3-pt FGA: ---
FTM: ---
FTA: ---
Assists: ---
Steals: ---
Blocks: ---
Minutes: ---

CAREER STATISTICS

YEAR	G/GS	FG-A	PCT	3-PT	PCT	FT-A	PCT	RB	AVG	PF-FO	AS	TO	BK	ST	PTS	AVG
Fresh.	0/0	0-0	.000	-0	.000	0-0	.000	0	0.0	0-0	0	0	0	0	0	0.0



IOWA HAWKEYE BASKETBALL

Updated Iowa Player Bio

Darius Stokes



34

Fr.-RS, 6-7, 203, Forward
Cedar Rapids, Iowa
Linn-Mar HS

- Non-scholarship athlete
- Redshirted last season
- Saw action in three career games
- Had one rebound in his first collegiate game vs. Chicago State
- Scored first career points on an offensive rebound putback and rejected a shot vs. Creighton

Personal Bests

Points: 2 vs. Creighton, 11/20/11
Rebounds: 1, 2x, last vs. Creighton, 11/20/11
FGM: 1 vs. Creighton, 11/20/11
FGA: 1 vs. Creighton, 11/20/11
3-pt FG: ---
3-pt FGA: ---
FTM: ---
FTA: ---
Assists: 1 vs. N. Illinois, 11/17/11
Steals: ---
Blocks: 1 vs. Creighton, 11/20/11
Minutes: 4, 2x, last vs. N. Illinois, 11/17/11

2011-12 Game-by-Game

Opponent	Date	gs	min	Total		3-Pointers		Free throws		Rebounds				pf	a	t/o	blk	stl	pts	avg
				fg-fga	pct	3fg-fga	pct	ft-fa	pct	off	def	tot	avg							
CHICAGO STATE	11/11/11	4		0-1	.000	0-0	.000	0-0	.000	0	1	1	1.0	1	0	1	0	0	0	0.0
NORTHERN ILLINOIS	11/17/11	4		0-1	.000	0-0	.000	0-0	.000	0	0	0	0.5	1	1	0	0	0	0	0.0
vs Creighton	11/20/11	2		1-1	1.000	0-0	.000	0-0	.000	1	0	1	0.7	0	0	0	1	0	2	0.7
Totals		0	10	1-3	.333	0-0	.000	0-0	.000	1	1	2	0.7	2	1	1	1	0	2	0.7

Games played: 3
 Minutes/game: 3.3
 Points/game: 0.7
 FG Pct: 33.3

Rebounds/game: 0.7
 Assists/game: 0.3
 Turnovers/game: 0.3
 Assist/turnover ratio: 1.0
 Blocks/game: 0.3

CAREER STATISTICS

YEAR	G/GS	FG-A	PCT	3-PT	PCT	FT-A	PCT	RB	AVG	PF-FO	AS	TO	BK	ST	PTS	AVG
Fresh.	3/0	1-3	.333	0-0	.000	0-0	.000	2	0.7	2-0	1	1	1	0	2	0.7



IOWA HAWKEYE BASKETBALL

Updated Iowa Player Bio

Branden Stubbs



32

So., 6-2, 175, Guard
Pleasant Hill, Iowa
Des Moines Christian HS

- Non-scholarship athlete
- Saw action in seven career contests
- Scored five points and had two steals and an assist in win over Chicago State
- Matched a personal best with two steals and scored three points in win over Northern Illinois

Personal Bests

Points: 12 vs. SIUE, 11/26/10
Rebounds: 1 vs. UL Monroe, 11/16/10
FGM: 3 vs. SIUE, 11/26/10
FGA: 3 vs. SIUE, 11/26/10
3-pt FG: 2 vs. SIUE, 11/26/10
3-pt FGA: 2 vs. SIUE, 11/26/10
FTM: 4 vs. SIUE, 11/26/10
FTA: 4 vs. SIUE, 11/26/10
Assists: 1, 2x, last vs. Creighton, 11/20/11
Steals: 2, 2x, last vs. N. Illinois, 11/17/11
Blocks: - - -
Minutes: 9 vs. SIUE, 11/26/10

2011-12 Game-by-Game

Opponent	Date	gs	min	Total		3-Pointers		Free throws		Rebounds				pf	a	t/o	blk	stl	pts	avg
				fg-fga	pct	3fg-fga	pct	ft-fa	pct	off	def	tot	avg							
CHICAGO STATE	11/11/11	6	2-2	1.000	1-1	1.000	0-0	.000	0	0	0	0.0	0	1	1	0	2	5	5.0	
NORTHERN ILLINOIS	11/17/11	8	1-2	.500	1-2	.500	0-0	.000	0	0	0	0.0	0	0	0	0	2	3	4.0	
vs Creighton	11/20/11	4	0-1	.000	0-0	.000	0-0	.000	0	1	1	0.3	1	1	0	0	0	0	2.7	
Totals		0	18	3-5	.600	2-3	.667	0-0	.000	0	1	1	0.3	1	2	1	0	4	8	2.7

Games played: 3
 Minutes/game: 6.0
 Points/game: 2.7
 FG Pct: 60.0
 3FG Pct: 66.7

Rebounds/game: 0.3
 Assists/game: 0.7
 Turnovers/game: 0.3
 Assist/turnover ratio: 2.0
 Steals/game: 1.3

CAREER STATISTICS

YEAR	G/GS	FG-A	PCT	3-PT	PCT	FT-A	PCT	RB	AVG	PF-FO	AS	TO	BK	ST	PTS	AVG
Fresh.	4/0	3-4	.750	2-3	.667	4-4	1.000	1	0.3	0-0	0	1	0	1	12	3.0
Soph.	3/0	3-5	.600	2-3	.667	0-0	.000	1	0.3	1-0	2	1	0	4	8	2.7
TOTALS	7/0	6-9	.667	4-6	.667	4-4	1.000	2	0.3	1-0	2	2	0	5	20	2.9



IOWA HAWKEYE BASKETBALL

Updated Iowa Player Bio

Aaron White



30

Fr., 6-8, 225, Forward
Strongsville, Ohio
Strongsville HS

- Big Ten co-Freshman of the Week (Nov. 14)
- Ranks fourth in team scoring (7.8) and first in rebounding (4.5)
- Became the first Hawkeye freshman, since Dick Ives in 1943, to score 19 points in a season opener when he posted 19 points and 10 rebounds in win over Chicago State
- Became the first Hawkeye rookie to post a double-double in a season opener since Dean Oliver in 1997
- Totaled nine points and four rebounds in win over Northern Illinois
- Had seven points and two steals vs. Creighton
- Collected eight points, two rebounds and a pair of steals in win over IPFW

Personal Bests

Points: 19 vs. Chicago State, 11/11/11
Rebounds: 10 vs. Chicago State, 11/11/11
FGM: 6 vs. Chicago State, 11/11/11
FGA: 12 vs. Chicago State, 11/11/11
3-pt FG: 2 vs. Chicago State, 11/11/11
3-pt FGA: 3 vs. Chicago State, 11/11/11
FTM: 5 vs. Chicago State, 11/11/11
FTA: 6 vs. Creighton, 11/20/11
Assists: 1 vs. N. Illinois, 11/17/11
Steals: 2, 3x, last vs. IPFW, 11/26/11
Blocks: ---
Minutes: 21 vs. N. Illinois, 11/17/11

2011-12 Game-by-Game

Opponent	Date	gs	min	Total		3-Pointers		Free throws		Rebounds				pf	a	t/o	blk	stl	pts	avg
				fg-fga	pct	3fg-fga	pct	ft-fa	pct	off	def	tot	avg							
CHICAGO STATE	11/11/11	18	6-12	.500	2-3	.667	5-5	1.000	4	6	10	10.0	1	0	1	0	2	19	19.0	
NORTH CAROLINA A&T	11/14/11	12	1-5	.200	0-2	.000	0-0	.000	2	2	4	7.0	1	0	4	0	1	2	10.5	
NORTHERN ILLINOIS	11/17/11	21	4-6	.667	1-1	1.000	0-1	.000	2	2	4	6.0	3	1	2	1	0	9	10.0	
vs Creighton	11/20/11	21	2-10	.200	0-2	.000	3-6	.500	2	1	3	5.3	0	0	2	0	2	7	9.3	
CAMPBELL	11/23/11	9	1-7	.143	0-0	.000	0-0	.000	1	3	4	5.0	1	0	0	0	0	2	7.8	
IPFW	11/26/11	18	3-6	.500	0-1	.000	2-2	1.000	2	0	2	4.5	1	0	2	0	2	8	7.8	
Totals		0	99	17-46	.370	3-9	.333	10-14	.714	13	14	27	4.5	7	1	11	1	7	47	7.8

Games played: 6
Minutes/game: 16.5
Points/game: 7.8
FG Pct: 37.0
3FG Pct: 33.3
FT Pct: 71.4

Rebounds/game: 4.5
Assists/game: 0.2
Turnovers/game: 1.8
Assist/turnover ratio: 0.1
Steals/game: 1.2
Blocks/game: 0.2

CAREER STATISTICS

YEAR	G/GS	FG-A	PCT	3-PT	PCT	FT-A	PCT	RB	AVG	PF-FO	AS	TO	BK	ST	PTS	AVG
Fresh.	6/0	17-46	.370	3-9	.333	10-14	.714	27	4.5	7-0	1	11	1	7	47	7.8





IOWA HAWKEYE BASKETBALL

Game-by-Game Results

Overall: 4-2 Big Ten: 0-0 Home: 4-1 Away: 0-0 Neutral: 0-1

Date	Opponent	Result	Attend.	Top Scorer	Top Rebounder
Nov. 11	Chicago State	W, 96-53	12,897	19, Aaron White	10, Aaron White
Nov. 14	North Carolina A&T	W, 95-79	8,891	27, Matt Gatens	10, Melsahn Basabe
Nov. 17	Northern Illinois	W, 88-55	9,666	16, Josh Oglesby	7, Devon Archie
^ Nov. 20	Creighton	L, 59-82	12,746	14, Josh Oglesby	6, Eric May
Nov. 23	Campbell	L, 61-77	10,501	17, Matt Gatens	7, Zach McCabe
Nov. 26	IPFW	W, 82-72	9,904	22, Matt Gatens	4, Basabe, Gatens, Brommer

^ - Dale Howard Classic, Des Moines, Iowa

\$ - Big Ten / ACC Challenge

+ - Hy-Vee Cy-Hawk Series

* - Big Ten Conference Game

% - Big Ten Tournament, Indianapolis, Ind.

Attendance Summary	Games	Totals	Average
Home	5	51,859	10,372
Away	0	0	0
Neutral	1	12,746	12,746
Totals	6	64,605	10,768



IOWA HAWKEYE BASKETBALL

Game-by-Game Statistics

Team	Score	FG-A	PCT	3-PT. FG	PCT	FT-A	PCT	REB	PF	AS	TO	BS	ST
at Iowa	96	30-70	.429	9-27	.333	27-32	.844	43	13	22	10	1	14
Chicago State	53	23-54	.426	1-10	.100	6-10	.600	32	22	13	27	2	3
at Iowa	95	33-67	.493	9-26	.346	20-27	.741	53	22	20	22	2	7
North Carolina A&T	79	26-69	.377	10-28	.357	17-23	.739	32	21	17	13	0	10
at Iowa	88	33-61	.541	13-21	.619	9-13	.692	35	13	26	9	2	10
Northern Illinois	55	19-54	.352	6-22	.273	11-18	.611	34	12	11	16	3	3
Iowa	59	21-59	.356	7-21	.333	10-19	.526	28	14	10	8	3	10
vs. Creighton	82	32-58	.552	9-19	.474	9-13	.692	43	16	20	15	2	4
at Iowa	61	24-66	.364	3-11	.273	10-12	.833	29	21	10	14	2	10
Campbell	77	28-45	.622	4-8	.500	17-23	.739	34	15	17	22	10	4
at Iowa	82	28-51	.549	5-11	.455	21-33	.636	26	19	17	15	0	13
IPFW	72	23-44	.523	7-18	.389	19-26	.731	30	24	11	24	2	2



IOWA HAWKEYE BASKETBALL

Season & Career Bests

Season Bests

Player	Points	3-Pointers	Rebounds	Assists	Blocks	Steals
Devon Archie	4, three times	---	7, N. Illinois	1, twice	1, twice	2, N. Illinois
Melsahn Basabe	15, NC A&T	---	10, NC A&T	1, NC A&T	1, twice	2, Creighton
Andrew Brommer	5, IPFW	---	5, NC A&T	---	---	3, IPFW
Bryce Cartwright	12, NC A&T	---	3, IPFW	9, N. Illinois	---	2, twice
Cody Cox	---	---	1, Chicago State	---	---	---
Kyle Denning	2, Chicago State	---	---	---	---	---
Matt Gatens	27, NC A&T	4, NC A&T	6, NC A&T	5, IPFW	---	3, Creighton
Roy Devyn Marble	14, Campbell	---	7, Chicago State	4, three times	1, Campbell	3, Chicago State
Eric May	20, NC A&T	3, NC A&T	9, NC A&T	5, Chicago State	1, twice	2, twice
Zach McCabe	13, Chicago State	2, Chicago State	7, Campbell	2, three times	---	3, IPFW
Stephen McCarty	2, N. Illinois	---	---	---	---	---
Josh Oglesby	16, N. Illinois	4, N. Illinois	5, N. Illinois	4, Chicago State	1, Creighton	1, N. Illinois
Gabriel Olaseni	8, Chicago State	---	5, N. Illinois	1, N. Illinois	---	---
Darius Stokes	2, Creighton	---	1, twice	1, N. Illinois	1, Creighton	---
Branden Stubbs	5, Chicago State	1, Chicago State	1, Creighton	1, twice	---	2, twice
Aaron White	19, Chicago State	2, Chicago State	10, Chicago State	1, N. Illinois	1, N. Illinois	2, three times

Career Bests

Player	Points	3-Pointers	Rebounds	Assists	Blocks	Steals
Devon Archie	10, Xavier, '10	---	11, Xavier, '10	2, twice	3, Purdue, '11	2, twice
Melsahn Basabe	25, Michigan, '11	---	14, Iowa State, '10	2, Indiana, '11	7, Iowa State, '10	2, twice
Andrew Brommer	12, twice	---	6, Ohio State, '11	3, twice	4, Minnesota, '11	3, IPFW, '11
Bryce Cartwright	25, N'western, '11	3, Cal Poly, '08	7, Mich. State, '11	10, Mich. State, '11	1, three times	4, LBSU, '10
Cody Cox	---	---	1, Chicago St., '11	1, SIUE, '10	---	1, SIUE, '10
Kyle Denning	2, Chicago St., '11	---	---	---	---	---
Matt Gatens	27, NC A&T, '11	5, four times	10, W. Illinois, '08	8, SC State, '09	2, Michigan, '09	5, Idaho State, '10
Roy Devyn Marble	18, Indiana, '11	2, three times	7, twice	4, three times	1, twice	3, Chicago St., '11
Eric May	20, twice	5, Ohio State, '10	11, PVAM, '09	4, Tenn State, '10	3, three times	7, SIUE
Zach McCabe	16, SIUE, '10	4, SIUE, '10	8, Wake Forest, '10	3, Michigan, '11	1, Purdue, '11	3, twice
Stephen McCarty	2, N. Illinois, '11	---	---	---	---	---
Josh Oglesby	16, N. Illinois, '11	4, N. Illinois, '11	5, N. Illinois, '11	4, Chicago State, '11	1, Creighton, '11	1, N. Illinois, '11
Gabriel Olaseni	9, Chicago St., '11	---	5, N. Illinois, '11	1, N. Illinois, '11	---	---
Darius Stokes	2, Creighton, '11	---	1, twice	1, N. Illinois, '11	1, Creighton	---
Branden Stubbs	12, SIUE, '10	2, SIUE, '10	1, twice	1, twice	---	2, twice
Aaron White	19, Chicago St., '11	2, Chicago St., '11	10, Chicago St., '11	1, N. Illinois, '11	1, N. Illinois, '11	2, three times



IOWA HAWKEYE BASKETBALL

The Last Time...

The Last Time a Player . . .

Had 30 or more points

Iowa -- 30, Aaron Fuller vs. Michigan, 2/16/10

Opponent -- 30, Tim Hardaway Jr., Michigan, 2/19/11

Made at least 90% of his FGA (10 att.)

Iowa -- .909 (9-10), Luke Recker vs. Purdue, 3/07/02

Opponent -- .909 (10-11), Eric Griffin, Campbell, 11/23/11

Made 100% of his FTA (10 att.)

Iowa -- 1.000 (10-10), Jermain Davis vs. UTSA, 11/17/08

Opponent -- 1.000 (10-10), Morris Smith IV, UTSA, 11/15/09

Had 15 or more rebounds

Iowa -- 15, Jarryd Cole vs. Northern Iowa, 12/7/10

Opponent -- 15, Jon Leuer, Wisconsin, 2/9/11

Had 10 or more assists

Iowa -- 10, Bryce Cartwright vs. Michigan State, 2/2/11

Opponent -- 11, Darius Morris, Michigan, 1/30/11

Had 5 or more blocks

Iowa -- 6, Melsahn Basabe vs. Ohio State, 1/4/11

Opponent -- 6, Eric Griffin, Campbell, 11/23/11

Had 5 or more steals

Iowa -- 5, Jarryd Cole at Michigan State, 3/2/11

Opponent -- 5, Devin Gibson, UTSA, 11/17/08

The Last Time A Team . . .

Scored 100 or more points

Iowa -- 111 vs. SIU-Edwardsville, 11/26/10

Opponent -- 106 by North Carolina, 11/24/04

Scored 40 or fewer points

Iowa -- 40 at Wisconsin, 3/3/10

Opponent -- 39 by Northern Iowa, 12/7/10

Won an overtime game

Iowa -- 75-67 (2 OT) vs. Penn State, 3/07/09

Opponent -- 62-59 (1 OT) Wisconsin, 2/9/11

Made at least 60% of its FGA (20 att.)

Iowa -- .653 (32-44) vs. Michigan, 2/4/06

Opponent -- .622 (28-45) by Campbell, 11/23/2011

Made at least 50% of its 3-pt. FGA (8 att.)

Iowa -- .619 (13-21) vs. Northern Illinois, 11/17/11

Opponent -- .500 (4-8) by Campbell, 11/23/11

Made at least 90% of its FTA (10 att.)

Iowa -- .923 (12-13) at Michigan State, 2/25/09

Opponents -- .909 (10-11) by Penn State, 1/26/11



IOWA HAWKEYE BASKETBALL

Season Highs And Lows/Specialty Statistics

CATEGORY		IOWA		OPPONENTS
<u>Points</u>	High	96	Chicago State	82 Creighton
	Low	59	Creighton	53 Chicago State
<u>FG Made</u>	High	33	NC A&T/Northern Illinois	32 Creighton
	Low	21	Creighton	19 Northern Illinois
<u>FG Att.</u>	High	70	Chicago State	69 North Carolina A&T
	Low	51	IPFW	44 IPFW
<u>FG%</u>	High	.549	IPFW	.622 Campbell
	Low	.356	Creighton	.352 Northern Illinois
<u>3FG Made</u>	High	13	Northern Illinois	10 North Carolina A&T
	Low	3	Campbell	1 Chicago State
<u>3FG Att.</u>	High	27	Chicago State	22 Northern Illinois
	Low	11	Campbell/IPFW	8 Campbell
<u>3FG%</u>	High	.619	Northern Illinois	.500 Campbell
	Low	.273	Campbell	.100 Chicago State
<u>FTM</u>	High	27	Chicago State	19 IPFW
	Low	9	Northern Illinois	6 Chicago State
<u>FTA</u>	High	33	IPFW	26 IPFW
	Low	12	Campbell	10 Chicago State
<u>FT% (min. 10)</u>	High	.844	Chicago State	.739 North Carolina A&T/Campbell
	Low	.526	Creighton	.600 Chicago State
<u>Off. Reb.</u>	High	18	North Carolina A&T	13 Northern Illinois
	Low	6	IPFW	5 IPFW
<u>Def. Reb.</u>	High	35	North Carolina A&T	32 Creighton
	Low	15	Campbell	21 NC A&T/Northern Illinois
<u>Total Reb.</u>	High	53	North Carolina A&T	43 Creighton
	Low	26	IPFW	30 IPFW
<u>Assists</u>	High	26	Northern Illinois	20 Creighton
	Low	10	Creighton/Campbell	11 Northern Illinois/IPFW
<u>Steals</u>	High	14	Chicago State	10 North Carolina A&T
	Low	7	North Carolina A&T	2 IPFW
<u>Blocks</u>	High	3	Creighton	10 Campbell
	Low	0	IPFW	0 North Carolina A&T
<u>Turnovers</u>	High	22	North Carolina A&T	27 Chicago State
	Low	8	Creighton	13 North Carolina A&T
<u>Fouls</u>	High	21	North Carolina A&T/Campbell	24 IPFW
	Low	13	Chicago State/Northern Illinois	12 Northern Illinois

GAME-BY-GAME SPECIALTY STATS

Date	Opponent	Pts. Off TO's	Pts. in Paint	2nd Chance	Fast Break
11/11	Chicago State	25-8	38-42	20-4	10-16
11/14	NC A&T	15-26	28-28	23-11	12-18
11/17	Northern Illinois	28-4	34-18	11-8	16-0
11/20	Creighton	15-7	16-40	3-18	6-4
11/23	Campbell	18-9	30-36	10-6	4-0
11/26	IPFW	33-12	36-26	4-4	12-9

IOWA AND OPPONENT INDIVIDUAL HIGH PERFORMANCES

CATEGORY	IOWA	OPPONENTS
<u>Points</u>	27 Matt Gatens vs. North Carolina A&T	25 Doug McDermott (Creighton)/Frank Gaines (IPFW)
<u>Field Goals Made</u>	9 (9-15) Matt Gatens vs. North Carolina A&T	10 Three players, last by Frank Gaines (IPFW)
<u>Field Goals Attempted</u>	15 (9-15) Matt Gatens vs. North Carolina A&T	19 (8-19) Abdel Nader (Northern Illinois)
<u>Field Goal Percentage (min. 5 made)</u>	.833 (5-6) Matt Gatens vs. Northern Illinois	.909 (10-11) Eric Griffin (Campbell)
<u>3-Point Field Goals Made</u>	4 Gatens vs. NC A&T/Oglesby vs. NIU	4 (4-4) Marc Hill (NC A&T)/Avery Dingman (Creighton)
<u>3-Point Field Goals Attempted</u>	10 (4-10) Matt Gatens vs. North Carolina A&T	5 Two players
<u>3-Point Field Goals Pct. (min. 4 made)</u>	.571 (4-7) Josh Oglesby vs. Northern Illinois	1.000 (4-4) Marc Hill (NC A&T)/Avery Dingman (Creighton)
<u>Free Throws Made</u>	8 Basabe vs. Chi. St./Gatens vs. IPFW	8 Rico Ferguson (Campbell)/Trey McCorkle (IPFW)
<u>Free Throws Attempted</u>	9 (8-9) Matt Gatens vs. IPFW	9 (8-9) Rico Ferguson (Campbell)
<u>Free Throw Pct. (min. 7 made)</u>	1.000 (8-8) Melsahn Basabe vs. Chicago State	1.000 (8-8) Trey McCorkle (IPFW)
<u>Offensive Rebounds</u>	6 Zach McCabe vs. Campbell	4 Doug McDermott (Creighton)
<u>Defensive Rebounds</u>	7 Melsahn Basabe vs. North Carolina A&T	11 Eric Griffin (Campbell)
<u>Total Rebounds</u>	10 White vs. Chicago St./Basabe vs. NC A&T	13 Eric Griffin (Campbell)
<u>Assists</u>	9 Bryce Cartwright vs. Northern Illinois	6 Hill (NCA&T)/Gibbs (Creighton)/Ferguson (Campbell)
<u>Steals</u>	3 Four times	2 Three players, last by Frank Gaines (IPFW)
<u>Blocks</u>	1 Eleven times	6 Eric Griffin (Campbell)
<u>Turnovers</u>	5 Eric May vs. North Carolina A&T	8 Robinson (Chicago State)/White (Campbell)



IOWA HAWKEYE BASKETBALL

2011-12 Iowa Record When...

When playing at home:	4-1	When leading at the half:	4-0	When wearing White:	4-2
When playing on the road:	0-0	When trailing at the half:	0-2	When wearing Black:	0-0
When playing on a neutral court:	0-1	When tied at the half:	0-0	When wearing Gold:	0-0
When Iowa scores 100 points or more:	0-0	Iowa field goal percentage at home:	148-315	.470	
When Iowa scores 90-99 points:	2-0	Iowa field goal percentage on road:	21-59	.356	
When Iowa scores 80-89 points:	2-0	Iowa 3-point percentage at home:	39-96	.406	
When Iowa scores 70-79 points:	0-0	Iowa 3-point percentage on road:	7-21	.333	
When Iowa scores under 70 points:	0-2	Iowa free throw percentage at home:	87-117	.744	
		Iowa free throw percentage on road:	10-19	.526	
When opponent scores 100 points or more:	0-0	On Sunday:	0-1		
When opponent scores 90-99 points:	0-0	On Monday:	1-0		
When opponent scores 80-89 points:	0-1	On Tuesday:	0-0		
When opponent scores 70-79 points:	2-1	On Wednesday:	0-1		
When opponent scores 60-69 points:	0-0	On Thursday:	1-0		
When opponent scores fewer than 60 points:	2-0	On Friday:	1-0		
		On Saturday:	1-0		
When Iowa shoots at least 50% from the field:	2-0	On BTN:	0-1		
When Iowa shoots less than 50% from the field:	2-2	On CBS:	0-0		
When opponent shoots at least 50% from the field:	1-2	On ESPN:	0-0		
When opponent shoots less than 50% from the field:	3-0	On ESPN2:	0-0		
When Iowa has higher FG% than opponent:	4-0	On ESPNU:	0-0		
When opponent has higher FG%:	0-2	On Mediacom:	1-0		
When FG% is equal:	0-0	On Fox Sports:	0-0		
When Iowa outrebounds opponent:	3-0	BTN.com:	3-1		
When opponent has more rebounds:	1-2	No Television:	0-0		
When rebounds are equal:	0-0				
When Iowa shoots at least 80% from the line:	1-0	Most Points, First Half: 50 vs. North Carolina A&T			
When Iowa shoots less than 80% from the line:	3-2	Fewest Points, First Half: 29 vs. Creighton			
When opponent shoots at least 80% from the line:	0-0	Most Points Allowed, First Half: 45 vs. Creighton			
When opponent shoots less than 80% from the line:	4-2	Fewest Points Allowed, First Half: 20 vs. Chicago State			
When Iowa shoots more free throws than opponent:	3-1	Most Points, Second Half: 53 vs. Chicago State			
When opponent shoots more free throws:	1-1	Fewest Points, Second Half: 30 vs. Creighton/Campbell			
When free throws attempts are equal:	0-0	Most Points Allowed, Second Half: 45 vs. North Carolina A&T			
When Iowa has higher FT% than opponent:	3-1	Fewest Points Allowed, Second Half: 25 vs. Northern Illinois			
When opponent has higher FT%:	1-1	Largest Halftime Advantage: 23 vs. Chicago State			
When FT% is equal:	0-0	Largest Halftime Deficit: 16 vs. Creighton			
When Iowa shoots at least 50% from 3-point range:	1-0				
When Iowa shoots less than 50% from 3-point range:	3-2				
When opponent shoots at least 50% from 3-point range:	0-1				
When opponent shoots less than 50% from 3-point range:	4-1				
When Iowa has a higher 3-point FG% than opponent:	3-0				
When opponent has a higher 3-point FG%:	1-2				
When 3-point FG% is equal:	0-0				
When Iowa has more assists than opponent:	4-0				
When opponent has more assists:	0-2				
When assists are equal:	0-0				
When Iowa has fewer turnovers than opponent:	3-2				
When opponent has fewer turnovers:	1-0				
When turnovers are equal:	0-0				
When Iowa has more steals than opponent:	3-2				
When opponent has more steals:	1-0				
When steals are equal:	0-0				



IOWA HAWKEYE BASKETBALL

Under McCaffery... Iowa Record When...

When playing at home:	12-9	When leading at the half:	13-6	When wearing White:	12-11
When playing on the road:	2-9	When trailing at the half:	2-16	When wearing Black:	2-11
When playing on a neutral court:	1-4	When tied at the half:	0-0	When wearing Gold:	1-0

When Iowa scores 100 points or more:	1-0	Iowa field goal percentage at home:	567-1226	.462
When Iowa scores 90-99 points:	3-0	Iowa field goal percentage on road:	368-891	.413
When Iowa scores 80-89 points:	2-0	Iowa 3-point percentage at home:	126-354	.356
When Iowa scores 70-79 points:	3-9	Iowa 3-point percentage on road:	66-228	.289
When Iowa scores under 70 points:	6-13	Iowa free throw percentage at home:	302-443	.682
		Iowa free throw percentage on road:	201-294	.684

When opponent scores 100 points or more:	0-0
When opponent scores 90-99 points:	0-1
When opponent scores 80-89 points:	0-6
When opponent scores 70-79 points:	3-10
When opponent scores 60-69 points:	2-5
When opponent scores fewer than 60 points:	10-0

On Sunday:	1-6
On Monday:	1-1
On Tuesday:	3-2
On Wednesday:	1-7
On Thursday:	1-2
On Friday:	2-2
On Saturday:	5-2

When Iowa shoots at least 50% from the field:	5-2
When Iowa shoots less than 50% from the field:	10-20
When opponent shoots at least 50% from the field:	1-11
When opponent shoots less than 50% from the field:	14-11
When Iowa has higher FG% than opponent:	15-3
When opponent has higher FG%:	0-19
When FG% is equal:	0-0

On BTN:	4-17
On CBS:	0-0
On ESPN:	1-0
On ESPN2:	1-2
On ESPNU:	0-1
On Mediacom:	4-0
On Fox Sports:	0-0
BTN.com:	3-1
No Television:	2-2

When Iowa outrebounds opponent:	14-6
When opponent has more rebounds:	1-16
When rebounds are equal:	0-0

When Iowa shoots at least 80% from the line:	3-4
When Iowa shoots less than 80% from the line:	12-18
When opponent shoots at least 80% from the line:	4-6
When opponent shoots less than 80% from the line:	11-16
When Iowa shoots more free throws than opponent:	13-11
When opponent shoots more free throws:	2-10
When free throws attempts are equal:	0-1
When Iowa has higher FT% than opponent:	7-8
When opponent has higher FT%:	8-14
When FT% is equal:	0-0

Most Points, First Half: 53 vs. SIU-Edwardsville
Fewest Points, First Half: 19 at Minnesota
Most Points Allowed, First Half: 49 vs. Illinois
Fewest Points Allowed, First Half: 18 vs. UL Monroe
Most Points, Second Half: 58 vs. SIU-Edwardsville
Fewest Points, Second Half: 25 vs. Minnesota
Most Points Allowed, Second Half: 52 at Michigan
Fewest Points Allowed, Second Half: 16 vs. Northern Iowa
Largest Halftime Advantage: 33 vs. SIU-Edwardsville
Largest Halftime Deficit: 21 vs. Northwestern

When Iowa shoots at least 50% from 3-point range:	2-0
When Iowa shoots less than 50% from 3-point range:	13-22
When opponent shoots at least 50% from 3-point range:	0-5
When opponent shoots less than 50% from 3-point range:	15-17
When Iowa has a higher 3-point FG% than opponent:	12-7
When opponent has a higher 3-point FG%:	3-15
When 3-point FG% is equal:	0-0

When Iowa has more assists than opponent:	12-2
When opponent has more assists:	2-19
When assists are equal:	1-1

When Iowa has fewer turnovers than opponent:	8-9
When opponent has fewer turnovers:	6-12
When turnovers are equal:	1-1
When Iowa has more steals than opponent:	10-9
When opponent has more steals:	4-12
When steals are equal:	1-1

Game 1 - Iowa 96, Chicago State 53

Official Basketball Box Score -- Game Totals -- Final Statistics Chicago State vs Iowa

11/11/11 7:05 p.m. at Carver-Hawkeye Arena - Iowa City, IA

Chicago State 53 • 0-1

#	Player	Total		3-Ptr		Rebounds			PF	TP	A	TO	Blk	Stl	Min
		FG	FGA	FG	FGA	FT	FTA	Off	Def						
01	NELSON, D'Jari	f	2-4	0-0	0-0	1	3	4	5	4	0	2	0	0	22
30	FISHER, Lee	f	4-10	1-3	2-2	1	3	4	2	11	4	4	1	0	38
11	ROBINSON, Jeremy	f	9-16	0-2	2-2	3	4	7	3	20	0	8	0	1	32
11	SIMMONS, Ardarius	g	3-4	0-1	0-0	0	3	3	0	6	3	6	0	1	24
21	SAMUELS, Matt	g	4-8	0-1	0-4	1	1	2	2	8	4	2	1	0	31
15	ANDERSON, Jacobby	g	0-2	0-1	0-0	0	1	1	0	0	1	0	0	0	10
23	WILLIAMS, Aaron	g	1-5	0-1	2-2	1	5	6	3	4	0	2	0	0	21
32	UKAIGWE, Quincy	g	0-0	0-0	0-0	0	0	0	0	1	0	0	0	0	1
35	ROSENBERG, Clarke	g	0-3	0-1	0-0	0	1	1	5	0	0	2	0	0	11
44	CONCEPCION, Francisco	g	0-2	0-0	0-0	0	2	2	1	0	1	1	0	1	10
Team						0	2	2							
Totals			23-54	1-10	6-10	7	25	32	22	53	13	27	2	3	200

FG % 1st Half: 10-22 45.5% 2nd half: 13-32 40.6% Game: 23-54 42.6%
3FG % 1st Half: 0-5 0.0% 2nd half: 1-5 20.0% Game: 1-10 10.0%
FT % 1st Half: 0-2 0.0% 2nd half: 6-8 75.0% Game: 6-10 60.0%

Iowa 96 • 1-0

#	Player	Total		3-Ptr		Rebounds			PF	TP	A	TO	Blk	Stl	Min
		FG	FGA	FG	FGA	FT	FTA	Off	Def						
01	Basabe, Melsahn	f	3-7	0-0	8-8	2	3	5	1	14	0	0	0	1	20
25	May, Eric	f	4-10	2-5	2-2	0	1	1	1	12	5	1	1	2	26
35	Archie, Devon	c	2-2	0-0	0-0	1	1	2	2	4	1	2	0	1	17
05	Gatens, Matt	g	2-5	1-4	2-2	1	0	1	3	7	2	0	0	1	16
24	Cartwright, Bryce	g	1-5	0-1	0-0	0	2	2	0	2	4	3	0	1	15
00	Olaseni, Gabriel	g	1-2	0-0	6-8	3	1	4	1	8	0	0	0	0	9
02	Oglesby, Josh	g	1-7	1-6	1-2	1	1	2	0	4	4	0	0	0	19
03	Cox, Cody	g	0-0	0-0	0-0	0	1	1	0	0	0	0	0	0	3
04	Marble, Roy Devyn	g	3-6	0-2	0-0	2	5	7	2	6	4	0	0	3	21
13	Denning, Kyle	g	0-0	0-0	2-2	0	0	0	0	2	0	0	0	0	4
14	McCarty, Stephen	g	0-0	0-0	0-0	0	0	0	0	0	0	0	0	0	4
15	McCabe, Zach	g	5-11	2-5	1-3	2	3	5	1	13	1	0	0	1	18
30	White, Aaron	g	6-12	2-3	5-5	4	6	10	1	19	0	1	0	2	18
32	Stubbs, Brandon	g	2-2	1-1	0-0	0	0	0	0	5	1	1	0	2	6
34	Stokes, Darius	g	0-1	0-0	0-0	0	1	1	1	0	0	1	0	0	4
Team						1	1	2							
Totals			30-70	9-27	27-32	17	26	43	13	96	22	10	1	14	200

FG % 1st Half: 14-40 35.0% 2nd half: 16-30 53.3% Game: 30-70 42.9%
3FG % 1st Half: 3-14 21.4% 2nd half: 6-13 46.2% Game: 9-27 33.3%
FT % 1st Half: 12-14 85.7% 2nd half: 15-18 83.3% Game: 27-32 84.4%

Officials: Jim Haney, Brian Dorsey, D.J. Cartstensen
Technical fouls: Chicago State-None. Iowa-None.
Attendance: 12897
Dale Howard Classic Preliminary Game

Score by periods	1st	2nd	Total
Chicago State	20	33	53
Iowa	43	53	96

	In	Off	2nd	Fast	Bench
Points	Paint	T/O	Chance	Break	
CHI ST	42	8	4	16	4
IOWA	38	25	20	10	57

Last FG - CHI ST 2nd-00:47, IOWA 2nd-00:17.
Largest lead - CHI ST None, IOWA by 45 2nd-02:42.
Score tied - 0 times.
Lead changed - 0 times.

Game 3 - Iowa 88, Northern Illinois 55

Official Basketball Box Score -- Game Totals -- Final Statistics Northern Illinois vs Iowa

11/17/11 7:05 p.m. at Carver-Hawkeye Arena - Iowa City, IA

Northern Illinois 55 • 0-3

#	Player	Total		3-Ptr		Rebounds			PF	TP	A	TO	Blk	Stl	Min
		FG	FGA	FG	FGA	FT	FTA	Off	Def						
05	Toler, Tim	f	4-11	2-5	0-0	2	7	9	2	10	1	5	1	0	23
23	Nader, Abdel	f	8-19	2-4	0-0	2	0	2	2	18	1	2	0	0	30
32	Bolin, Aksel	f	3-3	1-1	0-0	0	3	3	2	7	1	0	0	1	27
03	Christian, Antone	g	1-5	1-5	2-2	2	2	4	1	5	1	4	0	1	15
15	Ford, Marquavese	g	1-3	0-1	2-4	0	3	3	0	4	4	1	0	0	23
11	Miller, Zach	g	0-2	0-1	0-0	0	1	1	1	0	3	0	0	0	17
13	Gray, Kevin	g	0-1	0-0	1-4	2	2	4	1	1	0	1	0	1	17
20	Berg, Stian	g	0-4	0-4	0-0	0	0	0	0	0	0	0	0	0	9
21	Gray, Keith	g	2-5	0-0	0-0	2	0	2	2	2	4	0	2	1	22
35	Barnette, DeAndre	g	0-0	0-0	2-2	0	2	2	0	2	0	0	1	0	5
44	Jackson, Jeremiah	g	0-0	0-0	1-2	2	0	2	0	1	0	1	0	0	3
44	Storm, Tyler	g	0-1	0-1	3-4	0	1	1	1	3	0	0	0	0	9
Team						1	0	1							
Totals			19-54	6-22	11-18	13	21	34	12	55	11	16	3	3	200

FG % 1st Half: 12-23 52.2% 2nd half: 7-31 22.6% Game: 19-54 35.2%
3FG % 1st Half: 4-10 40.0% 2nd half: 2-12 16.7% Game: 6-22 27.3%
FT % 1st Half: 2-4 50.0% 2nd half: 9-14 64.3% Game: 11-18 61.1%

Iowa 88 • 3-0

#	Player	Total		3-Ptr		Rebounds			PF	TP	A	TO	Blk	Stl	Min
		FG	FGA	FG	FGA	FT	FTA	Off	Def						
01	Basabe, Melsahn	f	2-3	0-0	4-4	1	1	2	1	8	0	0	1	0	20
25	May, Eric	f	6-8	2-2	0-0	0	3	3	2	14	4	2	0	0	19
35	Archie, Devon	f	2-2	0-0	0-0	1	6	7	1	4	0	1	0	2	16
05	Gatens, Matt	g	5-6	3-4	2-2	1	1	2	1	15	2	1	0	1	20
24	Cartwright, Bryce	g	1-5	0-0	2-2	0	1	1	0	4	0	0	0	0	19
00	Olaseni, Gabriel	g	0-3	0-0	0-0	2	3	5	0	0	1	1	0	0	12
02	Oglesby, Josh	g	6-9	4-7	0-0	0	5	5	1	16	2	1	0	1	23
03	Cox, Cody	g	0-0	0-0	0-0	0	0	0	0	0	0	0	0	0	2
04	Marble, Roy Devyn	g	2-8	0-0	1-2	1	1	2	0	5	4	0	0	2	17
13	Denning, Kyle	g	0-0	0-0	0-0	0	0	0	0	0	0	0	0	0	2
14	McCarty, Stephen	g	1-2	0-1	0-0	0	0	0	1	2	0	0	0	0	2
15	McCabe, Zach	g	3-6	2-3	0-0	1	0	1	2	8	2	1	0	2	15
30	White, Aaron	g	4-6	1-1	0-1	2	2	4	3	9	1	2	1	0	21
32	Stubbs, Brandon	g	1-2	1-2	0-0	0	0	0	0	3	0	0	0	2	8
34	Stokes, Darius	g	0-1	0-0	0-0	0	0	0	1	0	1	0	0	0	4
Team						1	2	3							
Totals			33-61	13-21	9-13	10	25	35	13	88	26	9	2	10	200

FG % 1st Half: 18-29 62.1% 2nd half: 15-32 46.9% Game: 33-61 54.1%
3FG % 1st Half: 7-9 77.8% 2nd half: 6-12 50.0% Game: 13-21 61.9%
FT % 1st Half: 6-7 85.7% 2nd half: 3-6 50.0% Game: 9-13 69.2%

Officials: Gene Steratore, Frank Spencer, Dan Dorian
Technical fouls: Northern Illinois-None. Iowa-None.
Attendance: 9666

Score by periods	1st	2nd	Total
Northern Illinois	30	25	55
Iowa	49	39	88

	In	Off	2nd	Fast	Bench
Points	Paint	T/O	Chance	Break	
NIU	18	4	8	0	11
IOWA	34	28	11	16	43

Last FG - NIU 2nd-00:27, IOWA 2nd-01:40.
Largest lead - NIU by 3 1st-16:30, IOWA by 39 2nd-03:06.
Score tied - 2 times.
Lead changed - 4 times.

Game 2 - Iowa 95, North Carolina A&T 79

Official Basketball Box Score -- Game Totals -- Final Statistics North Carolina A&T vs Iowa

11/14/11 7:05 p.m. at Carver-Hawkeye Arena - Iowa City, IA

North Carolina A&T 79 • 0-2

#	Player		Total		3-Ptr		Rebounds			PF	TP	A	TO	Blk	Stl	Min
			FG	FGA	FG	FGA	FT	FTA	Off							
00	SMITH, Lawrence	f	2-5	0-0	0-0		1	0	1	4	4	0	1	0	1	12
01	POWELL, Adrian	f	3-10	0-4	3-4		0	7	7	2	9	2	2	0	1	28
30	ESTES, Anthony	f	2-8	1-2	0-0		3	1	4	3	5	1	1	0	1	14
10	HILL, Marc	g	7-11	4-4	2-3		0	2	2	0	20	6	1	0	2	24
12	SIMPSON, Nic	g	3-9	3-8	3-4		0	0	0	1	12	1	3	0	0	28
02	WILLIAMS, Jared		0-2	0-2	0-0		0	0	0	0	0	0	0	0	0	3
03	UNDERWOOD, Jeremy		1-6	0-2	2-2		0	2	2	3	4	4	1	0	1	16
04	UPCHURCH, DaMetrius		1-1	0-0	2-2		1	2	3	2	4	0	1	0	1	12
20	LOUISME, Jean		2-8	2-6	3-6		0	3	3	1	9	1	2	0	1	18
21	BUCK, R.J.		4-5	0-0	0-0		3	3	6	3	8	2	1	0	1	27
42	SHEPHARD, Kam		1-4	0-0	2-2		1	1	2	2	4	0	0	0	1	18
	Team						2	0	2							
Totals			26-69	10-28	17-23		11	21	32	21	79	17	13	0	10	200

Game 5 - Campbell 77, Iowa 61

Official Basketball Box Score -- Game Totals -- Final Statistics

Campbell vs Iowa

11/23/11 7:05 p.m. at Carver-Hawkeye Arena - Iowa City, IA

Campbell 77 • 5-0

#	Player	Total		3-Ptr		Rebounds			PF	TP	A	TO	Blk	Stl	Min
		FG-FGA	FG-FGA	FT-FTA	Off Def Tot										
15	Harris, Marvelle	f	2-4	0-0	0-0	3 3 6	3	4	0	1	3	0	0	0	31
21	Griffin, Eric	c	10-11	0-0	3-5	2 11 13	2	23	1	4	6	1	0	0	37
01	Freeman, Trey	g	6-12	1-3	2-3	0 1 1	2	15	4	3	0	1	0	0	35
03	Ferguson, Rico	g	2-4	0-0	8-9	0 6 6	2	12	6	3	0	1	0	0	38
04	White, Darren	g	6-11	1-2	4-6	1 3 4	4	17	5	8	1	0	0	0	39
02	Celestin, Amir		0-0	0-0	0-0	0 1 1	1	0	0	2	0	1	0	0	7
10	Horton, Anthony		2-3	2-3	0-0	0 0 0	1	6	1	0	0	0	0	0	13
	Team					0 3 3					1				
Totals			28-45	4-8	17-23	6 28 34	15	77	17	22	10	4	0	0	200

FG % 1st Half: 15-25 60.0% 2nd half: 13-20 65.0% Game: 28-45 62.2% Deadball Rebounds 2
 3FG % 1st Half: 3-5 60.0% 2nd half: 1-3 33.3% Game: 4-8 50.0%
 FT % 1st Half: 5-6 83.3% 2nd half: 12-17 70.6% Game: 17-23 73.9%

Iowa 61 • 3-2

#	Player	Total		3-Ptr		Rebounds			PF	TP	A	TO	Blk	Stl	Min
		FG-FGA	FG-FGA	FT-FTA	Off Def Tot										
01	Basabe, Melsahn	f	1-5	0-0	0-0	3 0 3	2	2	0	1	0	0	0	0	19
25	May, Eric	f	1-4	0-1	2-4	0 2 2	2	4	0	1	0	0	0	0	20
35	Archie, Devon	c	1-2	0-0	0-0	1 1 2	2	2	0	3	1	1	0	0	9
05	Gatens, Matt	g	5-12	1-5	6-6	1 4 5	3	17	2	1	0	2	0	0	40
24	Cartwright, Bryce	g	2-8	0-0	0-0	0 1 1	2	4	2	3	0	2	0	0	26
02	Oglesby, Josh		2-3	2-2	0-0	0 0 0	0	6	0	2	0	0	0	0	12
04	Marble, Roy Devyn		6-12	0-1	2-2	1 0 1	3	14	4	0	1	1	0	0	32
15	McCabe, Zach		3-11	0-2	0-0	6 1 7	4	6	2	3	0	2	0	0	24
20	Brommer, Andrew		2-2	0-0	0-0	1 2 3	2	4	0	0	0	0	0	0	9
30	White, Aaron		1-7	0-0	0-0	1 3 4	1	2	0	0	0	0	0	0	9
	Team					0 1 1									
Totals			24-66	3-11	10-12	14 15 29	21	61	10	14	2	10	0	0	200

FG % 1st Half: 14-32 43.8% 2nd half: 10-34 29.4% Game: 24-66 36.4% Deadball Rebounds 2
 3FG % 1st Half: 2-6 33.3% 2nd half: 1-5 20.0% Game: 3-11 27.3%
 FT % 1st Half: 1-2 50.0% 2nd half: 9-10 90.0% Game: 10-12 83.3%

Officials: Glenn Mayborg, Terry Oglesby, Wally Rutecki

Technical fouls: Campbell-Griffin, Eric. Iowa-TEAM.

Attendance: 10501

Dale Howard Classic Preliminary Game

Score by periods	1st	2nd	Total
Campbell	38	39	77
Iowa	31	30	61

Last FG - CAM 2nd-02:34, IOWA 2nd-00:26.
 Largest lead - CAM by 20 2nd-01:30, IOWA by 1 1st-15:23.

	In	Off	2nd	Fast	Bench
Points	Paint	T/O	Chance	Break	
CAM	36	9	6	0	6
IOWA	30	18	10	4	32

Score tied - 2 times.
 Lead changed - 4 times.

Game 6 - Iowa 82, IPFW 72

Official Basketball Box Score -- Game Totals -- Final Statistics

IPFW vs Iowa

11/26/11 12:05 p.m. at Carver-Hawkeye Arena - Iowa City, IA

IPFW 72 • 2-2

#	Player	Total		3-Ptr		Rebounds			PF	TP	A	TO	Blk	Stl	Min
		FG-FGA	FG-FGA	FT-FTA	Off Def Tot										
05	Smeathers, Jason	f	2-8	1-6	4-5	0 3 3	4	9	0	2	1	0	0	0	30
11	Peckinpaugh, John	f	0-1	0-1	1-2	0 3 3	5	1	3	4	0	0	0	0	28
44	McCorkle, Trey	f	2-3	0-0	8-8	2 6 8	4	12	2	5	1	0	0	0	26
01	Marlin, Jonny	g	1-3	1-3	0-0	0 2 2	1	3	2	6	0	0	0	0	36
04	Gaines, Frank	g	10-14	3-4	2-5	0 5 5	5	25	2	4	0	2	0	0	29
10	McCray, Isaiah		0-1	0-1	0-0	0 0 0	1	0	0	0	0	0	0	0	5
15	Hines, Mario		4-8	0-0	4-6	3 3 6	3	12	1	0	0	0	0	0	18
23	Kibiloski, Michael		1-3	1-2	0-0	0 1 1	1	3	1	1	0	0	0	0	18
53	Edwards, Joe		3-3	1-1	0-0	0 1 1	0	7	0	2	0	0	0	0	10
	Team					0 1 1									
Totals			23-44	7-18	19-26	5 25 30	24	72	11	24	2	2	0	0	200

FG % 1st Half: 9-21 42.9% 2nd half: 14-23 60.9% Game: 23-44 52.3% Deadball Rebounds 3
 3FG % 1st Half: 3-11 27.3% 2nd half: 4-7 57.1% Game: 7-18 38.9%
 FT % 1st Half: 8-12 66.7% 2nd half: 11-14 78.6% Game: 19-26 73.1%

Iowa 82 • 4-2

#	Player	Total		3-Ptr		Rebounds			PF	TP	A	TO	Blk	Stl	Min
		FG-FGA	FG-FGA	FT-FTA	Off Def Tot										
01	Basabe, Melsahn	f	1-2	0-0	0-0	1 3 4	3	2	1	2	0	1	0	0	11
15	McCabe, Zach	f	4-6	1-1	3-4	1 2 3	4	12	0	0	0	0	0	0	27
25	May, Eric	f	1-2	0-0	0-0	0 1 1	2	2	1	1	0	0	0	0	11
05	Gatens, Matt	g	6-12	2-3	8-9	0 4 4	1	22	5	2	0	2	0	0	33
24	Cartwright, Bryce	g	4-8	0-0	4-5	0 3 3	0	12	5	4	0	1	0	0	34
00	Olaseni, Gabriel		1-1	0-0	0-0	0 1 1	1	2	0	1	0	0	0	0	5
02	Oglesby, Josh		2-6	1-5	1-3	0 1 1	0	6	2	0	0	0	0	0	18
04	Marble, Roy Devyn		4-6	1-1	2-5	1 1 2	3	11	2	3	0	1	0	0	22
20	Brommer, Andrew		2-2	0-0	1-5	1 3 4	4	5	1	0	0	3	0	0	21
30	White, Aaron		3-6	0-1	2-2	2 0 2	1	8	0	2	0	2	0	0	18
	Team					0 1 1									
Totals			28-51	5-11	21-33	6 20 26	19	82	17	15	0	13	0	0	200

FG % 1st Half: 14-29 48.3% 2nd half: 14-22 63.6% Game: 28-51 54.9% Deadball Rebounds 4
 3FG % 1st Half: 4-8 50.0% 2nd half: 1-3 33.3% Game: 5-11 45.5%
 FT % 1st Half: 7-11 63.6% 2nd half: 14-22 63.6% Game: 21-33 63.6%

Officials: Mike Eades, Brian Dorsey, Larry Scirotto

Technical fouls: IPFW-None. Iowa-None.

Attendance: 9904

Score by periods	1st	2nd	Total
IPFW	29	43	72
Iowa	39	43	82

	In	Off	2nd	Fast	Bench
Points	Paint	T/O	Chance	Break	
IPFW	26	12	4	9	22
IOWA	36	33	4	12	32

Last FG - IPFW 2nd-01:21, IOWA 2nd-01:37.
 Largest lead - IPFW None, IOWA by 12 1st-06:27.

Score tied - 1 time.
 Lead changed - 0 times.



IOWA HAWKEYE BASKETBALL
Iowa Combined Team Statistics (as of Nov 26, 2011)
All games

Overall record: 4-2 Conf: 0-0 Home: 4-1 Away: 0-0 Neutral: 0-1

#	Player	gp-gs	min	avg	Total		3-Point		F-Throw		Rebounds				pf	dq	a	to	blk	stl	pts	avg
					fg-fga	fg%	3fg-fga	3fg%	ft-fa	ft%	off	def	tot	avg								
05	Gatens, Matt	6-6	178	29.7	32-62	.516	13-33	.394	24-26	.923	8	14	22	3.7	12	0	16	6	0	11	101	16.8
25	May, Eric	6-6	131	21.8	23-46	.500	7-15	.467	5-9	.556	5	17	22	3.7	12	0	13	13	2	5	58	9.7
15	McCabe, Zach	6-1	129	21.5	19-43	.442	6-14	.429	7-13	.538	13	10	23	3.8	14	0	8	6	0	10	51	8.5
30	White, Aaron	6-0	99	16.5	17-46	.370	3-9	.333	10-14	.714	13	14	27	4.5	7	0	1	11	1	7	47	7.8
02	Oglesby, Josh	6-0	99	16.5	16-35	.457	11-27	.407	3-7	.429	1	9	10	1.7	2	0	12	4	1	1	46	7.7
24	Cartwright, Bryce	6-6	141	23.5	15-41	.366	2-8	.250	11-13	.846	1	9	10	1.7	7	0	27	11	0	6	43	7.2
01	Basabe, Melsahn	6-6	118	19.7	12-28	.429	0-0	.000	19-22	.864	10	17	27	4.5	13	0	3	9	2	4	43	7.2
04	Marble, Roy Devyn	6-0	126	21.0	17-42	.405	2-7	.286	7-11	.636	6	9	15	2.5	12	0	18	4	1	8	43	7.2
20	Brommer, Andrew	3-0	36	12.0	5-5	1.000	0-0	.000	1-7	.143	3	9	12	4.0	9	0	1	1	0	4	11	3.7
35	Archie, Devon	5-5	69	13.8	6-10	.600	0-0	.000	2-4	.500	5	15	20	4.0	8	0	2	8	2	4	14	2.8
32	Stubbs, Branden	3-0	18	6.0	3-5	.600	2-3	.667	0-0	.000	0	1	1	0.3	1	0	2	1	0	4	8	2.7
00	Olaseni, Gabriel	4-0	29	7.3	2-6	.333	0-0	.000	6-8	.750	6	5	11	2.8	2	0	1	2	0	0	10	2.5
13	Denning, Kyle	2-0	6	3.0	0-0	.000	0-0	.000	2-2	1.000	0	0	0	0.0	0	0	0	0	0	0	2	1.0
14	McCarty, Stephen	2-0	6	3.0	1-2	.500	0-1	.000	0-0	.000	0	0	0	0.0	1	0	0	0	0	0	2	1.0
34	Stokes, Darius	3-0	10	3.3	1-3	.333	0-0	.000	0-0	.000	1	1	2	0.7	2	0	1	1	1	0	2	0.7
03	Cox, Cody	2-0	5	2.5	0-0	.000	0-0	.000	0-0	.000	0	1	1	0.5	0	0	0	0	0	0	0	0.0
Team											3	8	11					1				
Total.....		6	1200		169-374	.452	46-117	.393	97-136	.713	75	139	214	35.7	102	0	105	78	10	64	481	80.2
Opponents.....		6	1200		151-324	.466	37-105	.352	79-113	.699	53	152	205	34.2	110	4	89	117	19	26	418	69.7

TEAM STATISTICS	IOWA	OPP	Date	Opponent	Score	Att.
SCORING	481	418	11/11/11	CHICAGO STATE	w 96-53	12897
Points per game	80.2	69.7	11/14/11	NORTH CAROLINA A&T	w 95-79	8891
Scoring margin	+10.5	-	11/17/11	NORTHERN ILLINOIS	w 88-55	9666
FIELD GOALS-ATT	169-374	151-324	# 11/20/11	vs Creighton	L 59-82	12746
Field goal pct	.452	.466	11/23/11	CAMPBELL	L 61-77	10501
3 POINT FG-ATT	46-117	37-105	11/26/11	IPFW	w 82-72	9904
3-point FG pct	.393	.352				
3-pt FG made per game	7.7	6.2				
FREE THROWS-ATT	97-136	79-113				
Free throw pct	.713	.699				
F-Throws made per game	16.2	13.2				
REBOUNDS	214	205				
Rebounds per game	35.7	34.2				
Rebounding margin	+1.5	-				
ASSISTS	105	89				
Assists per game	17.5	14.8				
TURNOVERS	78	117				
Turnovers per game	13.0	19.5				
Turnover margin	+6.5	-				
Assist/turnover ratio	1.3	0.8				
STEALS	64	26				
Steals per game	10.7	4.3				
BLOCKS	10	19				
Blocks per game	1.7	3.2				
ATTENDANCE	51859	12746				
Home games-Avg/Game	5-10372	0-0				
Neutral site-Avg/Game	-	1-12746				

= Dale Howard Classic, Des Moines, Iowa
 * = Conference game

Score by Periods	1st	2nd	Totals
Iowa	241	240	481
Opponents	196	222	418