

2012-13 IOWA HAWKEYE BASKETBALL GAME NOTES



3 Final Fours
8 Big Ten Championships
2 Big Ten Tournament Titles

GAME 3 // HOWARD (0-1) at IOWA (2-0)
Thursday, Nov. 12, 2012 • 7:07 p.m. (CT)
Iowa City, Iowa • Carver-Hawkeye Arena (15,400)

Radio: Hawkeye Radio Network
Radio Talent: Gary Dolphin (pxp), Bob Hansen (analyst)
TV: Mediacom (MC22)
TV Talent: Rob Brooks and Mac McCausland
Live Stats / Audio: hawkeyesports.com

Iowa Athletic Communications

5300 Carver-Hawkeye Arena, Iowa City, IA 52242
 Phone: 319-335-9411 • Fax: 319-335-9417
hawkeyesports.com • hawkeyebasketball.com

MBB CONTACT: MATTHEW WEITZEL
office: 319-335-6590 • **cell:** 319-430-8176
email: matthew-weitzel@hawkeyesports.com
Twitter: @BigWeitz

2012-13 Schedule / Results

2-0 Overall, 0-0 Big Ten

Nov. 4	Quincy (exh.)	W, 100-54
Nov. 9	UT-Pan American	W, 86-55
Nov. 12	Central Michigan	W, 73-61
Nov. 15	Howard #	7:07 p.m.
Nov. 17	Gardner-Webb #	7:07 p.m.
Nov. 20	vs. Western Kentucky ^	8:30 p.m.
Nov. 21	vs. DePaul / Wichita St ^	6/8:30 p.m.
Nov. 27	at Virginia Tech %	6:15 p.m.
Dec. 1	Texas A&M-Corpus Christi	Noon
Dec. 4	South Dakota	7 p.m.
Dec. 7	Iowa State +	7:06 p.m.
Dec. 15	vs. UNI *	1:31 p.m.
Dec. 19	South Carolina State	8:06 p.m.
Dec. 22	Coppin State	12:06 p.m.
Dec. 31	Indiana	3 p.m.
Jan. 6	at Michigan	TBD
Jan. 10	Michigan State	6 p.m.
Jan. 13	at Northwestern	4:30 p.m.
Jan. 19	Wisconsin	7:06 p.m.
Jan. 22	at Ohio State	5:31 p.m.
Jan. 27	at Purdue	2:36 p.m.
Jan. 31	Penn State	7 p.m.
Feb. 3	at Minnesota	12:06 p.m.
Feb. 6	at Wisconsin	8:06 p.m.
Feb. 9	Northwestern	3:36 p.m.
Feb. 14	at Penn State	8 p.m.
Feb. 17	Minnesota	1:06 p.m.
Feb. 21	at Nebraska	8 p.m.
Feb. 27	Purdue	7:36 p.m.
March 2	at Indiana	6:36 p.m.
March 5	Illinois	6:06 p.m.
March 9	Nebraska	1:21 p.m.
March 14	at Big Ten Tournament	TBD
March 15	at Big Ten Tournament	TBD
March 16	at Big Ten Tournament	TBD
March 17	at Big Ten Tournament	TBD

all times listed are central

-- Cancun Challenge Preliminary Games
 % -- ACC / Big Ten Challenge
 + -- Iowa Corn Cy-Hawk Series
 ^ -- Cancun Challenge - Cancun, Mexico
 * -- Hy-Vee Big 4 Classic - Des Moines, Iowa

Pronunciation Guide

Kirk Speraw..... SPEAR-awe
 Melsahn Basabe..... Bah-SAAB-ee
 Mike Gesell.....GAH-zelle
 Josh Oglesby.....Oh-gulls-BEE
 Gabriel Olaseni..... Oh-lah-SHANE-ee



IOWA HAWKEYES

2012-13 Record: 2-0
Big Ten Record: 0-0
Head Coach: Fran McCaffery
Career Record: 282-214 (17th year)
Iowa Record: 31-37 (3rd year)

STATISTICAL LEADERS
Points: Aaron White (15.0)
Rebounds: Aaron White (7.0)
Assists: Mike Gesell (4.5)
Steals: Aaron White (2.5)
Blocks: Melsahn Basabe (3.0)

GAME INFORMATION

Date: Thursday, Nov. 15, 2012
Tip-off: 7:07 p.m. (CT)
Location: Iowa City, Iowa
Arena: Carver-Hawkeye Arena (15,400)
TV: Mediacom (MC22)
Radio: Hawkeye Radio Network
 WMT-AM 600 (Cedar Rapids)
 WHO-AM 1040 (Des Moines)
 KXIC-AM 800 (Iowa City)

SERIES

Series: First Meeting
McCaffery vs. Howard: 0-0
Nickelberry vs. Iowa: 1-0

MULTIMEDIA

Audio / Live Stats: hawkeyesports.com
Twitter Updates: @IowaHoops








HOWARD BISON

2012-13 Record: 0-1
MEAC Record: 0-0
Head Coach: Kevin Nickelberry
Career Record: 108-122 (9th year)
Howard Record: 16-46 (3rd year)

Game #3 Quick Hits

- Thursday is the first of two Cancun Challenge preliminary games.
- Iowa has started the year 2-0 for the second straight season.
- Iowa has won seven of its last eight home games, dating back to Feb. 1.
- Iowa blocked 10 shots vs. UT-Pan American on Friday, the most by an Iowa team since Nov. 14, 2005 (Md.-Eastern Shore).
- Aaron White leads the team in scoring (15.0), rebounding (7.0), steals (2.5), and free throws made (11) and attempted (15).
- On Nov. 9, 2011, Iowa's No. 25 ranked recruiting class signed with Iowa. One year later the class helped the Hawkeyes post their first victory of the 2012-13 season.
- This marks the second time in three years under Fran McCaffery that the Hawkeye head coach has started two freshmen in the season opener (Basabe and McCabe in 2010).
- Iowa is 10-2 when scoring 80 points or more, the last three seasons. The Hawkeyes are 15-0 when holding opponents to fewer than 60 points, the last two years.
- Iowa's average starting lineup height is 6-foot-6. The Hawkeye starting lineup consists of two freshmen, one sophomore, and two juniors.

Iowa Projected Starting Lineup

 G • 10 • Mike Gesell 6-1 • 185 • Fr. • South Sioux City, NE <table border="1"> <tr><th>PTS</th><th>AST</th><th>FG%</th><th>FT%</th></tr> <tr><td>11.0</td><td>4.5</td><td>.444</td><td>.000</td></tr> </table>	PTS	AST	FG%	FT%	11.0	4.5	.444	.000	 F • 30 • Aaron White 6-8 • 219 • So. • Strongsville, OH <table border="1"> <tr><th>PTS</th><th>REB</th><th>FG%</th><th>FT%</th></tr> <tr><td>15.0</td><td>7.0</td><td>.588</td><td>.667</td></tr> </table>	PTS	REB	FG%	FT%	15.0	7.0	.588	.667
PTS	AST	FG%	FT%														
11.0	4.5	.444	.000														
PTS	REB	FG%	FT%														
15.0	7.0	.588	.667														
 G • 4 • Roy Devyn Marble 6-6 • 194 • Jr. • Southfield, MI <table border="1"> <tr><th>PTS</th><th>REB</th><th>FG%</th><th>FT%</th></tr> <tr><td>14.5</td><td>4.0</td><td>.370</td><td>.636</td></tr> </table>	PTS	REB	FG%	FT%	14.5	4.0	.370	.636	 F • 25 • Zach McCabe 6-7 • 235 • Jr. • Sioux City, IA <table border="1"> <tr><th>PTS</th><th>REB</th><th>FG%</th><th>FT%</th></tr> <tr><td>7.0</td><td>4.5</td><td>.417</td><td>.000</td></tr> </table>	PTS	REB	FG%	FT%	7.0	4.5	.417	.000
PTS	REB	FG%	FT%														
14.5	4.0	.370	.636														
PTS	REB	FG%	FT%														
7.0	4.5	.417	.000														
 C • 34 • Adam Woodbury 7-1 • 235 • Fr. • Sioux City, IA <table border="1"> <tr><th>PTS</th><th>REB</th><th>FG%</th><th>FT%</th></tr> <tr><td>6.0</td><td>4.0</td><td>.556</td><td>.500</td></tr> </table>	PTS	REB	FG%	FT%	6.0	4.0	.556	.500									
PTS	REB	FG%	FT%														
6.0	4.0	.556	.500														

Inside the Numbers

	IOWA	HOW
Scoring Average	79.5	62.0
Scoring Defense	58.0	68.0
Scoring Margin	+21.5	-6.0
FG%	.449	.383
FG% Defense	.368	.412
FT%	.646	.846
3-PT FG%	.400	.308
3-PT FG% Defense	.286	.300
Rebound Margin	+8.0	-6.0
Assists Per Game	17.0	5.0
Turnovers Per Game	14.0	12.0
Steals Per Game	10.0	7.0
Blocks Per Game	7.5	3.0

Miscellaneous Statistics

Double-Figure Scoring Games...					
Player	09-10	10-11	11-12	12-13	Career
Melsahn Basabe	---	17	14	---	31
Roy Devyn Marble	---	5	23	2	30
Eric May	10	13	5	---	28
Aaron White	---	---	18	2	20
Zach McCabe	---	4	10	1	15
Josh Oglesby	---	---	6	---	6
Adam Woodbury	---	---	---	1	1
Mike Gesell	---	---	---	1	1

20-Point Scoring Games...					
Player	09-10	10-11	11-12	12-13	Career
Melsahn Basabe	---	5	---	---	5
Zach McCabe	---	---	3	---	3
Eric May	---	1	1	---	2
Josh Oglesby	---	---	2	---	2
Aaron White	---	---	2	---	2
Roy Devyn Marble	---	---	2	---	2

Double-Figure Rebounding Games...					
Player	09-10	10-11	11-12	12-13	Career
Melsahn Basabe	---	8	3	1	12
Aaron White	---	---	4	---	4
Zach McCabe	---	---	1	---	1
Eric May	1	---	---	---	1

Double-Doubles...					
Player	09-10	10-11	11-12	12-13	Career
Melsahn Basabe	---	6	3	---	9
Aaron White	---	---	4	---	4
Eric May	1	---	---	---	1

4+ Three-Pointer Games...					
Player	09-10	10-11	11-12	12-13	Career
Eric May	3	---	---	---	3
Josh Oglesby	---	---	3	---	3
Zach McCabe	---	1	---	1	2
Roy Devyn Marble	---	---	1	---	1

5+ Assists Games...					
Player	09-10	10-11	11-12	12-13	Career
Roy Devyn Marble	---	---	11	---	11
Eric May	---	---	1	---	1
Mike Gesell	---	---	---	1	1

3+ Steals Games...					
Player	09-10	10-11	11-12	12-13	Career
Eric May	3	5	1	---	9
Roy Devyn Marble	---	---	7	---	7
Zach McCabe	---	1	2	---	3
Aaron White	---	---	2	1	3

3+ Blocks Games...					
Player	09-10	10-11	11-12	12-13	Career
Melsahn Basabe	---	4	3	1	8
Eric May	3	---	---	---	3
Aaron White	---	---	2	---	2
Gabriel Olaseni	---	---	1	---	1
Roy Devyn Marble	---	---	1	---	1
Adam Woodbury	---	---	---	1	1

2012-13 Margin of Victory/Defeat

Points	1	2	3	4	5	6	7	8	9	10+	15+	20+
Wins	0	0	0	0	0	0	0	0	0	1	0	1
Losses	0	0	0	0	0	0	0	0	0	0	0	0

THE SETTING

Iowa will play its third game in seven days when it hosts Howard on Thursday. Tip-off is slated for 7:07 p.m. (CT) on Mediacom Court at Carver-Hawkeye Arena. Thursday's game is a Cancun Challenge preliminary game.

Tickets are \$14 for adults, \$5 for youths and free for UI students (with valid student ID). Thursday is also "Family Four Pack Night". Fans can get four tickets, four hot dogs, and four cokes for \$45.

ON THE AIR

Radio: Iowa games are broadcast on the Hawkeye Radio Network. Gary Dolphin handles the play-by-play, along with color commentator Bob Hansen. The network includes more than 40 stations that blanket the state of Iowa and include portions of Illinois, Nebraska, Minnesota, Missouri and Wisconsin. The Hawkeye Radio Network coverage includes a 60-minute pregame show.

Television: Thursday's game will be televised in the state of Iowa on Mediacom's MC22 channel. Rob Brooks and Mac McCausland will call the action. Fans can also access the game online on hawkeyesports.com via the BTN Digital Network. Hawkeye All-Access subscribers can watch live video streams of UI events on the BTN Digital Network at no extra charge. Fans can also access the game via video.BTN.com.

SEASON TICKETS AND MINI PACKAGES ON SALE

Hawkeye fans can purchase a season ticket for \$320. UI Faculty and staff can purchase tickets for \$270, while the price is only \$80 for UI students.

There are also two mini-season ticket packages. There is a six-game weekday package (\$120) and a six-game weekend package (\$125).

Single-game tickets to home non-conference games are also on sale. Fans can purchase tickets at the UI Ticket Office, calling 1-800-IAHAWKS or online at hawkeyesports.com.

HAWKEYES TOP CENTRAL MICHIGAN

- Iowa beat Central Michigan, 73-61, Monday night on Mediacom Court at Carver-Hawkeye Arena.
- Aaron White was one rebound from notching a double-double, scoring 14 points and grabbing nine rebounds.
- Mike Gesell scored 15 points, bolstered by his three triples, and dished out five assists.
- The Hawkeyes sank seven 3-pointers for the second straight game.
- Roy Devyn Marble tallied 18 points, tying the fourth-best scoring output of his career.

2012-13 Iowa Hawkeye Roster

No.	Name	Pos.	Ht.	Wt.	Yr.	Hometown (High School/College)
0	Gabriel Olaseni	C	6-10	229	So.	London, England (Sunrise Christian Academy - Kan.)
1	Melsahn Basabe	F	6-7	221	Jr.	Glen Cove, N.Y. (St. Mark's)
2	Josh Oglesby	G	6-5	202	So.	Cedar Rapids, Iowa (Washington)
4	Roy Devyn Marble	G/F	6-6	194	Jr.	Southfield, Mich. (Lathrup)
5	Anthony Clemmons	G	6-1	192	Fr.	Lansing, Mich. (Sexton)
10	Mike Gesell	G	6-1	185	Fr.	South Sioux City, Neb. (South Sioux City)
11	Christopher Rickert	F	6-3	180	Sr.	Sioux City, Iowa (Bishop Heelan)
13	Kyle Denning	G	6-2	165	So.	Cedar Falls, Iowa (Northern University HS)
15	Zach McCabe	F	6-7	235	Jr.	Sioux City, Iowa (Bishop Heelan)
20	Jarrod Uthoff	F	6-8	200	Fr.-RS	Cedar Rapids, Iowa (Jefferson)
24	Patrick Ingram	G	6-2	211	Fr.	Indianapolis, Ind. (North Central)
25	Eric May	F	6-5	219	Sr.	Dubuque, Iowa (Wahlert)
30	Aaron White	F	6-8	218	So.	Strongsville, Ohio (Strongsville)
34	Adam Woodbury	C	7-1	235	Fr.	Sioux City, Iowa (East)
35	Darius Stokes	F	6-7	203	So.	Cedar Rapids, Iowa (Linn-Mar)
42	Kyle Meyer	F	6-10	222	Fr.	Alpharetta, Ga. (Northview)

Head Coach: Fran McCaffery

Assistant Coaches: Kirk Speraw, Sherman Dillard, Andrew Francis

Head Coach Fran McCaffery

Fran McCaffery is in his third season as the head basketball coach at the University of Iowa and his 17th year overall as a college head coach. McCaffery spent five seasons (2005-10) as the head coach at Siena, six years at UNC-Greensboro (1999-2005) and three seasons at Lehigh (1985-88) before joining the Hawkeyes.



McCaffery has three decades of Division I coaching experience. He completed his 30th season as a collegiate coach in 2012, which includes 16 years as a head coach and 14 as an assistant.

McCaffery, 53, holds a career mark of 282-214 (.568) and guided his teams to seven postseason appearances (five NCAA, two NIT). He is 31-37 (.456) at Iowa.

McCaffery's five years at Siena were the best in its 70-year history. He led the Saints on an incredible run that ended with three straight Metro Atlantic Athletic Conference championships and NCAA Tournament appearances. In so doing, Siena became the only program in the country to win its regular season and postseason title the last three years.

McCaffery's Saints owned a 112-51 (.687) record in his five years with the program. He guided the Saints to four consecutive 20-win seasons, something that has never been accomplished before at the Siena.

The 2009 MAAC Coach of the Year and 2010 District I Coach of the Year is the third winningest coach, by percentage, in league history (68-22, .756). He is the only coach to guide a MAAC program to two NCAA Tournament wins. McCaffery led his 2008 and 2009 teams to first round NCAA Tournament victories over Vanderbilt and Ohio State, respectively.

In his final two seasons at Siena, he coached the Saints to back-to-back 27-win campaigns and boasted a combined 39-3 (.929) record against MAAC opponents, which included MAAC Tournament contests.

McCaffery began his coaching career as an assistant at Penn (1982-83) and Lehigh (1983-85). Then at age 26, he became the nation's youngest Division I head coach when hired by Lehigh in 1985. After three seasons as head coach at Lehigh, he spent 11 seasons as an assistant at Notre Dame (1988-99).

McCaffery played basketball at Wake Forest his freshman year (1977-78) and then concluded his collegiate playing career at Penn his final three seasons (1979-82).

He earned his B.S. degree in Economics from The Wharton School (Penn) in 1982. McCaffery also earned a Master of Education from Lehigh in 1985.

COACHING HONORS

NABC District I Coach of the Year, 2009-10
MAAC Coach of the Year, 2008-09

HEAD COACHING EXPERIENCE

Lehigh (1985-88):49-39 (.557); 8-6 (.571) League
UNC-Greensboro (1999-05).....90-87 (.508); 49-47 (.510) League
Siena (2005-10)112-51 (.687); 68-22 (.756) League
Iowa (2010-present):31-37 (.456); 12-24 (.333) League

McCaffery File

Born: May 23, 1959
Hometown: Philadelphia, Pa.
High School: LaSalle, 1977
College: B.S. in Economics, The Wharton School (Penn), 1982
Master of Education, Lehigh, 1985
Family: Wife, Margaret
Sons, Connor, Patrick and Jonathan Francis
Daughter, Marit Katherine
Brother, Jack (sportswriter in Philadelphia area)

Coaching Honors

MAAC Coach of the Year, 2009
NABC District I Coach of the Year, 2009-10

Coaching History (30 years)

1982-83	Assistant Coach, Penn
1983-85	Assistant Coach, Lehigh
1985-88	Head Coach, Lehigh
1988-99	Assistant Coach, Notre Dame
1999-05	Head Coach, UNC-Greensboro
2005-10	Head Coach, Siena
2010-present	Head Coach, University of Iowa

Coaching Chart

Overall (16 seasons): 280-214 (.567)
At Iowa (two seasons): 29-37 (.439)
At Siena (five seasons): 112-51 (.688)
At UNCG (six seasons): 90-87 (.508)
At Lehigh (three seasons): 49-40 (.551)
NCAA Tournament (five appearances*): 2-5
NIT (two appearances): 1-2

**McCaffery is the first coach to bring three different programs from one-bid leagues to the NCAA Tournament (conferences that sent just one team the year his program advanced).*

McCaffery in Postseason Play

1988	NCAA Tournament - - Lehigh
1989	NCAA Tournament - - Notre Dame
1990	NCAA Tournament - - Notre Dame
1992	NIT - - Notre Dame
1997	NIT - - Notre Dame
2001	NCAA Tournament - - UNC-Greensboro
2002	NIT - - UNC-Greensboro
2008	NCAA Tournament - - Siena
2009	NCAA Tournament - - Siena
2010	NCAA Tournament - - Siena
2012	NIT - - Iowa

Playing Experience

Wake Forest, 1977-78
Penn, 1979-82

2012-13 Big Ten Standings/Schedule

Team	Big Ten	Pct.	Overall	Pct.
IOWA	0-0	.000	2-0	1.000
Michigan	0-0	.000	2-0	1.000
Indiana	0-0	.000	2-0	1.000
Illinois	0-0	.000	2-0	1.000
Minnesota	0-0	.000	2-0	1.000
Nebraska	0-0	.000	1-0	1.000
Ohio State	0-0	.000	1-0	1.000
Penn State	0-0	.000	1-0	1.000
Wisconsin	0-0	.000	1-0	1.000
Northwestern	0-0	.000	0-0	.000
Purdue	0-0	.000	1-1	.500
Michigan St	0-0	.000	0-1	.000

Wednesday, Nov. 14

Wisconsin at Florida, 6 p.m.

Thursday, Nov. 15

#6 NC State vs. Penn State, 4 p.m.

Sam Houston State at #1 Indiana, 6 p.m.

Mississippi Valley State at Northwestern, 7 p.m.

Howard at Iowa, 7 p.m.

Tennessee State at Minnesota, 7 p.m.

Valparaiso at Nebraska, 8 p.m.

Villanova vs. Purdue, 8:30 p.m.

All times are central

IOWA STATISTICAL CATEGORY LEADERS

LED IN SCORING:	Marble, White (1)
REACHED DOUBLE FIGURES:.....	Marble, White (2)
30+ POINT GAMES:.....	
20+ POINT GAMES:.....	
LED IN REBOUNDING:	Basabe, White (1)
DOUBLE-FIGURE REBOUNDS:.....	Basabe (1)
DOUBLE-DOUBLES:.....	
LED IN ASSISTS:.....	Gesell (2)
LED IN STEALS:.....	White, May (1)
LED IN BLOCKS:.....	Woodbury, Basabe (1)
5+ FTA GAMES:.....	White (2)

*includes ties for team lead

LATE GAME CLUTCH FREE THROW SHOOTING

IN FINAL FIVE MINUTES OF GAME			
Player	FTM	FTA	Pct.
Roy Devyn Marble	2	2	1.000
Anthony Clemmons	1	2	.500
TOTALS	3	4	.750

IN FINAL TWO MINUTES OF GAME			
Player	FTM	FTA	Pct.
Roy Devyn Marble	2	2	1.000
TOTALS	2	2	1.000

IN FINAL ONE MINUTE OF GAME			
Player	FTM	FTA	Pct.
N/A	--	--	--
TOTALS	--	--	--

HAWKEYE FASTBREAKS

- Iowa has averaged 33 paint points and 16.5 second-chance points its first two outings.
- The Hawkeyes have played 10 players or more in each of the first two games.
- Iowa averages 10 steals and 19 forced turnovers.
- Freshmen guards Mike Gesell and Anthony Clemmons have accounted for seven of Iowa's 14 triples.

NUMBER OF THE WEEK -- 3

Three of Iowa's starters are from the Sioux City area. Junior Zach McCabe and freshman Adam Woodbury hail from Sioux City, Iowa, while freshman Mike Gesell is a native of South Sioux City, Neb. Gesell celebrated his 19th birthday last Friday with an Iowa win.

ALL-TIME SERIES

Thursday will be the first meeting between Iowa and Howard. The Hawkeyes are 10-0 all-time against current teams in the Mid-Eastern Athletic Conference.

SCOUTING HOWARD

- Howard lost its opener 68-62 to Lincoln University last week. Calvin Thompson scored a team-high 21 points, while Anton Dickerson added 14 off the bench. Mike Phillips just missed a double-double with 13 points and nine rebounds.
- Howard made 22-of-26 (.846) attempts from the foul line in its opening loss to Lincoln.
- The Bison are coming off a 10-21 season.
- Howard will play 12 games away from home in November and December.
- Seniors Calvin Thompson and Mike Phillips, along with junior center Alphonso Leary, sophomore guard Simuel Frazier and sophomore forward Prince Okoroh are Howard's starting five.
- Howard travels to Wichita State next for a game against the Shockers on Saturday.

HOME COOKIN'

Iowa posted 14 home wins last season (14-6), the most since collecting 14 home victories in 2007. Five of the Hawkeyes' 14 home victories came in league play.

MARKED IMPROVEMENT IN YEAR TWO

Fran McCaffery guided Iowa to 18 wins (18-17) in his second season as head coach of the Hawkeyes, with four of the 18 victories coming against top 20 opponents. McCaffery was one of only four Big Ten coaches to record four or more wins over ranked opponents, and the only coach to do so with an unranked team.

McCaffery's seven-win improvement in his second season, ties Pops Harrison (1943-44) for the fourth best improvement following his second year as Iowa head coach. Steve Alford (2000-01) and Lute Olsen (1975-76) rank first (+9), while George Raveling (1984-85) is third (+8). Furthermore, the seven-win improvement ranked third-best in the Big Ten in 2012 behind Indiana (+12) and Michigan State (+10).

Iowa improved by four wins in conference play from 2011 (four) to 2012 (eight), its best improvement since 1994-95. Tom Davis' 1994 team won five, while his 1995 squad collected nine victories.

WHITE, WOODBURY RECEIVE PRESEASON RECOGNITION

Sophomore Aaron White has been named preseason third team All-Big Ten by the website *College Sports Madness*, while Adam Woodbury was named by CBSSports.com as a top 30 freshman to make an impact.

White, who was named to the 2012 Kyle Macy Freshman All-America team, averaged 11.1 points and a team-best 5.7 rebounds a year ago.

White's 389 points rank as the fifth-most by a Hawkeye freshman, while his 199 rebounds rank fourth and 23 blocks rank eighth.

Woodbury, is a three-time All-State honoree, and was tabbed MVP of the NBA Top 100 Camp in 2011. The 7-foot-1 center topped 1,000 career points and rebounds in his prep career for Sioux City East High School.

Iowa Athletic Communications

5300 Carver-Hawkeye Arena, Iowa City, IA 52242
Phone: 319-335-9411 • Fax: 319-335-9417
hawkeyesports.com • hawkeyebasketball.com

MBB CONTACT: MATTHEW WEITZEL

office: 319-335-6590 • cell: 319-430-8176
email: matthew-weitzel@hawkeyesports.com
Twitter: @BigWeitz

Practice Coverage

All Iowa men's basketball practices are closed to the media and public.

Coach and Player Interviews

Media interested in setting up interviews with players and/or coaches need to coordinate their requests through Matthew Weitzel in the Iowa Athletic Communications Office.

Social Media

In addition to obtaining the most up-to-date information on Iowa's official website: hawkeyesports.com, fans and media can also get additional information, notes, photos, promotions, videos and more via Iowa basketball's social media sites. Follow Hawkeye hoops on Twitter (@IowaHoops) and on Facebook ([facebook.com/hawkeyebasketball](https://www.facebook.com/hawkeyebasketball)).

Press Conferences

Following is a list of dates for basketball news conferences with Fran McCaffery. The news conferences take place in the Media Room on the ground floor of Carver-Hawkeye Arena. Selected players will be available after McCaffery meets with the media.

Following are the news conference dates:

Nov.	29th (2 pm)	
Dec.	6th (2 pm)	TBD

Big Ten Tele-Conferences

Media have an opportunity to ask questions to each Big Ten coach every Monday morning beginning January 9. For a detailed schedule and phone number, email Valerie Todryk Krebs at the Big Ten office: vtodrvk@bigten.org.

Coach McCaffery speaks for 10 minutes starting at 9:10 a.m. (CT).

Postgame Interviews

Postgame press conferences include both head coaches in the Media Room. Requested Iowa players will also be available in the Media Room while visiting players outside their locker room.

COACHING EXPERIENCE

Fran McCaffery has assembled one of the most experienced coaching staffs in the country. Assistant coaches Kirk Speraw, Sherman Dillard and Andrew Francis have over six decades of combined coaching experience. Furthermore, the entire coaching staff combines for 48 years of head coaching experience.

Director of Basketball Operations Jerry Strom is in his 32nd season as a member of the Iowa basketball staff. Additionally, Iowa's video coordinator, Al Seibert, has 18 years of collegiate coaching experience.

WELCOME FRESHMEN

Iowa welcomes five newcomers to the fold for 2012-13. The newest Hawkeyes include guards Anthony Clemmons, Pat Ingram and Mike Gesell; forward Kyle Meyer and center Adam Woodbury. The class ranks 25th in the nation by ESPN.com.

IOWA HISTORY

Iowa has played 2,661 games since beginning basketball in 1902. Iowa's overall record is 1,597-1,064 (.600). That includes a 958-353 (.731) record in home games, a 549-721 (.432) record in contests away from Iowa City, a 711-728 (.494) mark in Big Ten games and a 364-117 (.757) record in Carver-Hawkeye Arena.

HAWKEYEBASKETBALL.COM

Check out the Iowa basketball team's new website, HawkeyeBasketball.com, devoted to everything on-and-off-the-court surrounding the program.

HawkeyeBasketball.com, allows fans a chance to go behind the scenes with the Hawkeye basketball program on and off the court. The site is complete with exclusive videos, photo galleries and content featuring the basketball program.

HawkeyeBasketball.com will be updated throughout the year with exclusive videos, including and game highlights, along with news stories and other content.

IOWA HEADSHOTS AVAILABLE ONLINE

Up-to-date head shots of all Iowa players and coaches are available on the internet at pics.hawkeyesports.com. Contact the Iowa Athletic Communications office if you are in need of additional photos.

HY-VEE BIG 4 CLASSIC TICKETS ON SALE

The state of Iowa's four NCAA Division I institutions will host the inaugural Hy-Vee Big Four Classic, a men's college basketball doubleheader at Wells Fargo Arena in Des Moines Dec. 15.

Tickets, priced at \$25, \$50 and \$70, can be purchased at dahlstickets.com, the Wells Fargo Arena Ticket Office, all Dahl's Foods Locations and by calling 866-55-DAHLS.

ON THE HORIZON

Iowa remains home for its third game in six days when it hosts Gardner-Webb on Saturday at 7 p.m. Saturday's contest is another Cancun Challenge preliminary game.

Iowa will depart for Mexico on Sunday morning for next week's Cancun Challenge (Nov. 21-22).



IOWA HAWKEYE BASKETBALL

Season & Career Bests

Season Bests

Player	Points	3-Pointers	Rebounds	Assists	Blocks	Steals
Melsahn Basabe	9, twice	---	10, UTPA	---	4, CMU	2, UTPA
Anthony Clemmons	9, CMU	2, CMU	4, UTPA	4, CMU	---	---
Kyle Denning	---	---	---	---	---	---
Mike Gesell	15, CMU	3, CMU	3, twice	5, CMU	---	1, twice
Pat Ingram	2, UTPA	---	---	1, UTPA	---	---
Roy Devyn Marble	18, CMU	2, CMU	6, CMU	4, UTPA	---	1, UTPA
Eric May	6, UTPA	---	5, UTPA	2, UTPA	---	2, CMU
Zach McCabe	14, UTPA	4, UTPA	8, UTPA	1, UTPA	---	2, UTPA
Josh Oglesby	4, UTPA	1, UTPA	---	---	---	1, CMU
Gabriel Olaseni	2, twice	---	7, UTPA	---	2, UTPA	1, UTPA
Christopher Rickert	---	---	---	---	---	---
Darius Stokes	---	---	---	1, UTPA	1, UTPA	---
Aaron White	16, UTPA	---	9, CMU	2, twice	2, UTPA	4, UTPA
Adam Woodbury	10, UTPA	---	5, CMU	2, UTPA	3, UTPA	1, UTPA

Career Bests

Player	Points	3-Pointers	Rebounds	Assists	Blocks	Steals
Melsahn Basabe	25, Michigan, '11	---	14, Iowa State, '10	2, three times	7, Iowa State, '10	2, six times
Anthony Clemmons	9, CMU, '12	2, CMU, '12	4, UTPA, '12	4, CMU, '12	---	---
Kyle Denning	2, twice	---	1, C. Arkansas, '11	---	---	---
Mike Gesell	15, CMU, '12	3, CMU, '12	3, UTPA, CMU	5, CMU, '12	---	1, UTPA, CMU
Pat Ingram	2, UTPA, '12	---	---	1, UTPA, '12	---	---
Roy Devyn Marble	31, Oregon, '12	7, Oregon, '12	8, four times	8, Wisconsin, '12	3, Boise State, '11	4, twice
Eric May	20, twice	5, Ohio State, '10	11, PVAM, '09	4, Tenn State, '10	3, three times	7, SIUE
Zach McCabe	20, three times	4, three times	10, Minnesota, '12	4, Minnesota, '12	2, Penn State, '12	4, Minnesota, '12
Kyle Meyer	---	---	---	---	---	---
Josh Oglesby	24, Indiana, '12	6, Indiana, '12	5, N. Illinois, '11	4, Chicago State, '11	1, twice	2, Clemson, '11
Gabriel Olaseni	8, twice	---	7, UTPA, '12	1, three times	3, C. Arkansas	2, Penn State, '12
Christopher Rickert	---	---	---	---	---	---
Darius Stokes	2, twice	---	4, C. Arkansas, '11	1, three times	1, three times	1, Clemson, '11
Aaron White	25, Dayton, '12	2, three times	12, N'western, '12	4, Penn State, '12	3, twice	4, UTPA, '12
Adam Woodbury	10, UTPA, '12	---	5, CMU, '12	2, UTPA, '12	3, UTPA, '12	1, UTPA, '12



IOWA HAWKEYE BASKETBALL

The Last Time...

The Last Time a Player . . .

Had 30 or more points

Iowa -- 31, Roy Devyn Marble at Oregon, 3/18/12
Opponent -- 30, Tim Hardaway Jr., Michigan, 2/19/11

Made at least 90% of his FGA (10 att.)

Iowa -- .909 (9-10), Luke Recker vs. Purdue, 3/07/02
Opponent -- .900 (9-10), E.J. Singler, Oregon, 3/18/12

Made 100% of his FTA (10 att.)

Iowa -- 1.000 (10-10), Jermain Davis vs. UTSA, 11/17/08
Opponent -- 1.000 (10-10), Morris Smith IV, UTSA, 11/15/09

Had 15 or more rebounds

Iowa -- 15, Jarryd Cole vs. Northern Iowa, 12/7/10
Opponent -- 15, Jon Leuer, Wisconsin, 2/9/11

Had 10 or more assists

Iowa -- 11, Bryce Cartwright vs. Oregon, 3/18/12
Opponent -- 11, Darius Morris, Michigan, 1/30/11

Had 5 or more blocks

Iowa -- 5, Melsahn Basabe vs. Indiana, 2/19/12
Opponent -- 6, Eric Griffin, Campbell, 11/23/11

Had 5 or more steals

Iowa -- 5, Jarryd Cole at Michigan State, 3/2/11
Opponent -- 5, Drew Crawford, Northwestern, 3/3/12

The Last Time A Team . . .

Scored 100 or more points

Iowa -- 105 vs. Central Arkansas, 12/19/11
Opponent -- 108 by Oregon, 3/18/12

Scored 40 or fewer points

Iowa -- 40 at Wisconsin, 3/3/10
Opponent -- 39 by Northern Iowa, 12/7/10

Won an overtime game

Iowa -- 75-67 (2 OT) vs. Penn State, 3/07/09
Opponent -- 62-59 (1 OT) Wisconsin, 2/9/11

Made at least 60% of its FGA (20 att.)

Iowa -- .630 (34-54) at Indiana, 1/19/12
Opponent -- .617 (37-60) by Michigan State, 1/10/2012

Made at least 50% of its 3-pt. FGA (8 att.)

Iowa -- .500 (10-20) vs. Michigan State, 3/9/12
Opponent -- .520 (13-25) by Northwestern, 2/9/12

Made at least 90% of its FTA (10 att.)

Iowa -- .909 (20-22) vs. Clemson, 11/29/11
Opponents -- .909 (10-11) by Penn State, 1/26/11



IOWA HAWKEYE BASKETBALL

2012-13 Iowa Record When . . .

When playing at home:	2-0	When leading at the half:	2-0	When wearing White:	2-0
When playing on the road:	0-0	When trailing at the half:	0-0	When wearing Black:	0-0
When playing on a neutral court:	0-0	When tied at the half:	0-0	When wearing Gold:	0-0
When Iowa scores 100 points or more:	0-0	Iowa field goal percentage at home:	57-127	.449	
When Iowa scores 90-99 points:	0-0	Iowa field goal percentage on road:	0-0	.000	
When Iowa scores 80-89 points:	1-0	Iowa 3-point percentage at home:	14-35	.400	
When Iowa scores 70-79 points:	1-0	Iowa 3-point percentage on road:	0-0	.000	
When Iowa scores under 70 points:	0-0	Iowa free throw percentage at home:	31-48	.646	
		Iowa free throw percentage on road:	0-0	.000	
When opponent scores 100 points or more:	0-0	On Sunday:	0-0		
When opponent scores 90-99 points:	0-0	On Monday:	1-0		
When opponent scores 80-89 points:	0-0	On Tuesday:	0-0		
When opponent scores 70-79 points:	0-0	On Wednesday:	0-0		
When opponent scores 60-69 points:	1-0	On Thursday:	0-0		
When opponent scores fewer than 60 points:	1-0	On Friday:	1-0		
		On Saturday:	0-0		
When Iowa shoots at least 50% from the field:	0-0	On BTN:	1-0		
When Iowa shoots less than 50% from the field:	2-0	On CBS:	0-0		
When opponent shoots at least 50% from the field:	0-0	On ESPN:	0-0		
When opponent shoots less than 50% from the field:	2-0	On ESPN2:	0-0		
When Iowa has higher FG% than opponent:	2-0	On ESPNU:	0-0		
When opponent has higher FG%:	0-0	On Mediacom:	1-0		
When FG% is equal:	0-0	On Fox Sports:	0-0		
When Iowa outrebounds opponent:	2-0	BTN.com:	0-0		
When opponent has more rebounds:	0-0	No Television:	0-0		
When rebounds are equal:	0-0				
When Iowa shoots at least 80% from the line:	0-0	Most Points, First Half: 45 vs. UTPA			
When Iowa shoots less than 80% from the line:	2-0	Fewest Points, First Half: 29 vs. Central Michigan			
When opponent shoots at least 80% from the line:	0-0	Most Points Allowed, First Half: 24 vs. UTPA			
When opponent shoots less than 80% from the line:	2-0	Fewest Points Allowed, First Half: 24 vs. UTPA			
When Iowa shoots more free throws than opponent:	2-0	Most Points, Second Half: 44 vs. Central Michigan			
When opponent shoots more free throws:	0-0	Fewest Points, Second Half: 41 vs. UTPA			
When free throws attempts are equal:	0-0	Most Points Allowed, Second Half: 35 vs. Central Michigan			
When Iowa has higher FT% than opponent:	1-0	Fewest Points Allowed, Second Half: 31 vs. UTPA			
When opponent has higher FT%:	1-0	Largest Halftime Advantage: 21 vs. UTPA			
When FT% is equal:	0-0	Largest Halftime Deficit: - - -			
When Iowa shoots at least 50% from 3-point range:	0-0				
When Iowa shoots less than 50% from 3-point range:	2-0				
When opponent shoots at least 50% from 3-point range:	0-0				
When opponent shoots less than 50% from 3-point range:	2-0				
When Iowa has a higher 3-point FG% than opponent:	1-0				
When opponent has a higher 3-point FG%:	1-0				
When 3-point FG% is equal:	0-0				
When Iowa has more assists than opponent:	2-0				
When opponent has more assists:	0-0				
When assists are equal:	0-0				
When Iowa has fewer turnovers than opponent:	2-0				
When opponent has fewer turnovers:	0-0				
When turnovers are equal:	0-0				
When Iowa has more steals than opponent:	1-0				
When opponent has more steals:	0-0				
When steals are equal:	1-0				



IOWA HAWKEYE BASKETBALL

Under McCaffery... Iowa Record When . . .

When playing at home:	24-14	When leading at the half:	24-9	When wearing White:	23-15
When playing on the road:	5-18	When trailing at the half:	5-28	When wearing Black:	6-21
When playing on a neutral court:	2-5	When tied at the half:	2-0	When wearing Gold:	2-1
When Iowa scores 100 points or more:	2-0	Iowa field goal percentage at home:	982-2138	.459	
When Iowa scores 90-99 points:	3-1	Iowa field goal percentage on road:	717-1657	.433	
When Iowa scores 80-89 points:	6-1	Iowa 3-point percentage at home:	205-578	.355	
When Iowa scores 70-79 points:	9-13	Iowa 3-point percentage on road:	149-442	.337	
When Iowa scores under 70 points:	11-22	Iowa free throw percentage at home:	583-816	.714	
		Iowa free throw percentage on road:	390-573	.681	
When opponent scores 100 points or more:	0-2	On Sunday:	2-9		
When opponent scores 90-99 points:	0-3	On Monday:	3-1		
When opponent scores 80-89 points:	0-9	On Tuesday:	4-6		
When opponent scores 70-79 points:	5-16	On Wednesday:	4-8		
When opponent scores 60-69 points:	11-7	On Thursday:	4-5		
When opponent scores fewer than 60 points:	15-0	On Friday:	3-4		
When Iowa shoots at least 50% from the field:	8-6	On Saturday:	10-4		
When Iowa shoots less than 50% from the field:	23-31	On BTN:	12-24		
When opponent shoots at least 50% from the field:	2-21	On CBS:	0-0		
When opponent shoots less than 50% from the field:	29-16	On ESPN:	2-1		
When Iowa has higher FG% than opponent:	28-8	On ESPN2:	2-2		
When opponent has higher FG%:	3-29	On ESPNU:	2-6		
When FG% is equal:	0-0	On Mediacom:	7-0		
When Iowa outrebounds opponent:	26-10	On Fox Sports:	0-0		
When opponent has more rebounds:	5-26	BTN.com:	4-1		
When rebounds are equal:	0-1	No Television:	2-2		
When Iowa shoots at least 80% from the line:	6-7	Most Points, First Half: 55 vs. Central Arkansas, '11			
When Iowa shoots less than 80% from the line:	25-30	Fewest Points, First Half: 19 at Minnesota, vs. Ohio State			
When opponent shoots at least 80% from the line:	6-10	Most Points Allowed, First Half: 55 vs. Michigan State, '12			
When opponent shoots less than 80% from the line:	26-27	Fewest Points Allowed, First Half: 18 vs. UL Monroe, '10			
When Iowa shoots more free throws than opponent:	26-15	Most Points, Second Half: 58 vs. SIU-Edwardsville, '10			
When opponent shoots more free throws:	4-21	Fewest Points, Second Half: 24 vs. Wisconsin, '12			
When free throws attempts are equal:	1-1	Most Points Allowed, Second Half: 61 at Oregon, '12			
When Iowa has higher FT% than opponent:	16-14	Fewest Points Allowed, Second Half: 16 vs. UNI, '10			
When opponent has higher FT%:	15-23	Largest Halftime Advantage: 33 vs. SIU-Edwardsville, '10			
When FT% is equal:	0-0	Largest Halftime Deficit: 22 at Michigan State, '12			
When Iowa shoots at least 50% from 3-point range:	4-3				
When Iowa shoots less than 50% from 3-point range:	27-34				
When opponent shoots at least 50% from 3-point range:	1-10				
When opponent shoots less than 50% from 3-point range:	30-27				
When Iowa has a higher 3-point FG% than opponent:	22-14				
When opponent has a higher 3-point FG%:	9-23				
When 3-point FG% is equal:	0-0				
When Iowa has more assists than opponent:	23-6				
When opponent has more assists:	6-29				
When assists are equal:	2-2				
When Iowa has fewer turnovers than opponent:	19-13				
When opponent has fewer turnovers:	9-22				
When turnovers are equal:	3-2				
When Iowa has more steals than opponent:	22-16				
When opponent has more steals:	6-20				
When steals are equal:	3-1				



IOWA HAWKEYE BASKETBALL

Iowa Superlatives Under McCaffery

TEAM

Most Points Scored

1. 111 – SIU Edwardsville (11/26/10)
2. 105 – Central Arkansas (12/19/11)
3. 97 – Oregon (3/18/12)
4. 96 – Chicago St (11/11/11)
5. 95 – North Carolina A&T (11/14/11)

Fewest Points Allowed

1. 40 – Louisiana Monroe (11/16/10)
2. 47 – Alabama (11/20/10)
3. 50 – SIU Edwardsville (11/26/10)
4. 52 – Drake (12/18/10)
- 52 – Mich St (2/2/11)

Field Goals Made

1. 42 – Central Arkansas (12/19/11)
- 37 – SIU Edwardsville (11/26/10)
- 37 – Oregon (3/18/12)
- 34 – Indiana (1/29/12)
- 33 – North Carolina A&T (11/14/11)
- 33 – Northern Illinois (11/17/11)
- 33 – Dayton (3/13/12)

Field Goals Attempted

1. 79 – Oregon (3/18/12)
- 76 – Central Arkansas (12/19/11)
- 71 – Wake Forest (11/30/10)
- 70 – Chicago St (11/11/11)
- 69 – Brown (12/3/11)
- 69 -- UT-Pan American (11/9/12)

Field Goal Percentage (20 Made)

1. .630 – Indiana (1/29/12)
- .587 – SIU Edwardsville (11/26/10)
- .577 – Indiana (1/23/11)
- .577 – Mich St (2/2/11)
- .569 – Dayton (3/13/12)

3-Point Field Goals Made

1. 13 – Northern Illinois (11/17/11)
- 10 – SIU Edwardsville (11/26/10)
- 10 – Wisconsin (2/23/12)
- 10 – Mich St (3/9/12)
- 10 – Oregon (3/18/12)

3-Point Field Goals Attempted

1. 28 – Minnesota (2/13/11)
- 27 – Chicago St (11/11/11)
- 26 – North Carolina A&T (11/14/11)
- 24 – Illinois (12/29/10)
- 22 – Xavier (11/19/10)
- 22 – Louisiana Tech (12/21/10)
- 22 – Oregon (3/18/12)

3-Point FG Percentage (10 Made)

1. .619 (13-21) Northern Illinois (11/17/11)
- .556 (10-18) SIUE (11/26/10)
- .556 (10-18) Wisconsin (2/23/12)
- .500 (10-20) Mich St (3/9/12)
- .468 (10-22) Oregon (3/18/12)

Free Throws Made

1. 29 – Penn St (2/4/12)
- 27 – SIU Edwardsville (11/26/10)
- 27 – Indiana (1/23/11)
- 27 – Chicago St (11/11/11)
- 25 – Boise St (12/22/11)

Free Throws Attempted

1. 39 – Indiana (1/23/11)
- 38 – SIU Edwardsville (11/26/10)
- 34 – Penn State (2/4/12)
- 33 – IPFW (11/26/11)
- 33 – Mich St (3/2/11)

Free Throw Percentage (10 Made)

1. .909 (20-22) Clemson (11/29/11)
- .880 (22-25) Iowa St (12/9/11)
- .867 (13-15) Oregon (3/18/12)
- .853 (29-34) Penn St (2/4/12)
- .844 (27-32) Chicago St (11/11/11)

Most Rebounds

1. 56 – Brown 12/3/11)
- 53 – North Carolina A&T (11/14/11)
- 53 – Central Arkansas (12/19/11)
- 49 -- UT-Pan American (11/9/12)
- 48 – Purdue 3/5/11)

Most Assists

1. 32 – Central Arkansas (12/19/11)
- 26 – Northern Illinois (11/17/11)
- 24 – SIU Edwardsville (11/26/10)
- 23 – Dayton (3/13/12)
- 22 – Chicago St (11/11/11)

Most Steals

1. 19 – SIU Edwardsville (11/26/10)
- 14 – Idaho St (12/4/10)
- 14 – Chicago St (11/11/11)
- 13 – IPFW (11/26/11)
- 13 -- UT-Pan American (11/9/12)

Most Blocked Shots

1. 10 -- UT-Pan American (11/9/12)
- 8 – Boise St (12/22/11)
- 7 – Iowa St (12/10/10)
- 7 – Central Arkansas (12/19/11)
- 7 – Penn St (2/16/12)
- 7 – Indiana (2/19/12)
- 7 – Mich St (3/9/12)

Fewest Turnovers

1. 5 – Boise St (12/22/11)
- 6 – Illinois (3/8/12)
- 8 – UNI (12/7/10)
- 8 – Creighton (11/20/11)
- 8 – Michigan (1/14/12)
- 8 – Nebraska (1/26/12)
- 8 – Oregon (3/18/12)

INDIVIDUAL

Most Points:

1. 33 – Matt Gatens vs Wisconsin (2/23/12)
- 31 – Devyn Marble vs Oregon (3/18/12)
- 30 – Matt Gatens vs Indiana (2/19/12)
- 27 – Matt Gatens vs NC A&T (11/14/11)

Field Goals Made

1. 12 – Matt Gatens vs Wisconsin (2/23/12)
- 10 – Devyn Marble vs Oregon (3/18/12)
- 10 – Aaron White vs Dayton (3/13/12)
- 10 – Matt Gatens vs Indiana (2/19/12)

Field Goals Attempted

1. 21 – Matt Gatens vs Minnesota (1/16/11)
- 19 – Bryce Cartwright vs La Tech (12/21/10)
- 18 – Matt Gatens vs Wisconsin (2/23/12)
- 18 – Matt Gatens vs Indiana (2/19/12)

3-Point FG Made

1. 7 – Devyn Marble vs Oregon (3/18/12)
- 7 – Matt Gatens vs Wisconsin (2/23/12)
- 7 – Matt Gatens vs Indiana (2/19/12)
- 5 – Matt Gatens vs Northwestern (1/12/11)
- 5 – Matt Gatens vs Illinois (12/29/10)
- 5 – Matt Gatens vs La Tech (12/21/10)

Free Throws Made

1. 11 – Matt Gatens vs Indiana (1/23/11)
- 10 – Matt Gatens (six times)

3-Point Field Goals Attempted

1. 11 – Matt Gatens vs Minnesota (2/13/11)
- 10 – Matt Gatens vs Penn St (2/4/12)
- 10 -- Roy Devyn Marble at Iowa St (12/9/11)

Most Rebounds:

1. 15 -- Jarryd Cole vs UNI (12/7/10)
- 14 -- Melsahn Basabe vs Iowa St (12/10/10)
- 13 -- Melsahn Basabe vs Indiana (2/5/10)
- 13 -- Melsahn Basabe vs Minnesota (1/16/11)
- 13 -- Melsahn Basabe Vs Ohio St (1/4/11)

Most Assists:

1. 11 -- Bryce Cartwright vs Dayton (3/13/12)
- 10 -- Bryce Cartwright at Oregon (3/18/12)
- 10 -- Bryce Cartwright vs Mich St (2/2/11)
- 9 -- Bryce Cartwright (four times)

Most Steals:

1. 7 -- Eric May vs SIUE (11/26/10)
- 6 -- Eric May at Wake Forest (11/30/10)
- 5 -- Jarryd Cole at Mich St (3/2/11)
- 5 -- Matt Gatens vs Idaho St (12/4/10)

Most Blocks:

1. 7 -- Melsahn Basabe vs. Iowa St (12/10/10)
- 6 -- Melsahn Basabe vs Ohio St (1/4/11)
- 5 -- Melsahn Basabe vs Indiana (2/19/12)
- 4 -- Andrew Brommer vs Minnesota (2/13/11)
- 4 -- Melsahn Basabe vs Boise St (12/22/11)
- 4 -- Melsahn Basabe vs CMU (11/12/12)

Game 1 - Iowa 86, UT-Pan American 55

Official Basketball Box Score -- Game Totals -- Final Statistics

UTPA vs Iowa

11/09/12 8:05 p.m. at Carver-Hawkeye Arena - Iowa City, IA

UTPA 55 • 0-1

#	Player	Total		3-Ptr		Rebounds			PF	TP	A	TO	Blk	Stl	Min
		FG-FGA	FG-FGA	FT-FTA	Off	Def	Tot								
13	Cabrera, Ruben	f	1-2	0-0	1-2	0	2	2	1	3	0	0	0	0	11
21	Toivonen, Lauri	f	1-1	0-0	0-0	0	0	0	2	2	1	4	1	1	16
01	Provost, Brandon	g	5-17	2-10	1-1	1	5	6	1	13	1	2	1	2	33
03	Urbanus, Aaron	g	5-11	3-7	0-0	1	4	5	1	13	1	2	0	0	30
23	Delgado, Jesus	g	5-12	0-1	0-0	2	2	4	3	10	4	3	0	1	27
04	Dantzler, Jamal	g	0-2	0-0	0-0	1	1	2	0	0	0	0	0	1	11
05	Nash, DeMarko	g	0-2	0-2	2-2	0	1	1	1	2	0	0	0	1	5
24	Hines, Shaquille	g	0-1	0-0	0-0	0	5	5	4	0	0	1	0	1	14
25	Cleveland, Josh	g	6-7	0-0	0-1	4	1	5	4	12	0	1	1	1	22
30	Johnson, Hurley	g	0-5	0-3	0-2	1	1	2	2	0	0	2	0	0	15
32	Leathers, Justin	g	0-6	0-1	0-0	2	3	5	3	0	0	4	1	2	16
	Team					2	2	4							
	Totals		23-66	5-24	4-8	14	27	41	22	55	7	19	4	10	200

FG % 1st Half: 11-29 37.9% 2nd half: 12-37 32.4% Game: 23-66 34.8%
 3FG % 1st Half: 1-9 11.1% 2nd half: 4-15 26.7% Game: 5-24 20.8%
 FT % 1st Half: 1-2 50.0% 2nd half: 3-6 50.0% Game: 4-8 50.0%

Iowa 86 • 1-0

#	Player	Total		3-Ptr		Rebounds			PF	TP	A	TO	Blk	Stl	Min
		FG-FGA	FG-FGA	FT-FTA	Off	Def	Tot								
15	McCabe, Zach	f	5-9	4-4	0-0	2	6	8	2	14	1	2	0	2	21
30	White, Aaron	f	6-9	0-1	4-6	3	2	5	1	16	2	1	2	4	21
34	Woodbury, Adam	c	4-6	0-0	2-3	2	1	3	0	10	1	1	3	1	14
04	Marble, Roy Devyn	g	4-12	0-2	3-4	0	2	2	1	11	4	0	0	1	23
10	Gesell, Mike	g	3-6	1-3	0-0	0	3	3	0	7	4	1	0	1	24
00	Olaseni, Gabriel	g	1-3	0-0	0-0	1	6	7	4	2	0	0	2	1	14
01	Basabe, Melsahn	g	2-9	0-0	5-8	6	4	10	3	9	0	3	2	2	17
02	Oglesby, Josh	g	1-5	1-5	1-2	0	0	0	0	4	0	0	0	0	14
05	Clemmons, Anthony	g	2-5	1-1	0-0	2	2	4	0	5	2	2	0	0	14
11	Rickert, Christopher	g	0-1	0-0	0-0	0	0	0	1	0	0	0	0	0	3
13	Denning, Kyle	g	0-0	0-0	0-0	0	0	0	0	0	0	1	0	0	3
24	Ingram, Pat	g	1-1	0-0	0-0	0	0	0	0	2	1	1	0	0	4
25	May, Eric	g	2-3	0-0	2-2	1	4	5	0	6	2	1	0	1	24
35	Stokes, Darius	g	0-0	0-0	0-0	0	0	0	0	0	1	0	1	0	4
	Team					1	1	2							
	Totals		31-69	7-16	17-25	18	31	49	12	86	18	13	10	13	200

FG % 1st Half: 14-36 38.9% 2nd half: 17-33 51.5% Game: 31-69 44.9%
 3FG % 1st Half: 3-9 33.3% 2nd half: 4-7 57.1% Game: 7-16 43.8%
 FT % 1st Half: 14-20 70.0% 2nd half: 3-5 60.0% Game: 17-25 68.0%

Officials: Ted Valentine, Steve McJunkins, Todd Williams
 Technical fouls: UTPA-None. Iowa-None.
 Attendance: 14859
 2012-13 Season Opener

Score by periods	1st	2nd	Total
UTPA	24	31	55
Iowa	45	41	86

Last FG - UTPA 2nd-01:32, IOWA 2nd-02:00.
 Largest lead - UTPA None, IOWA by 37 2nd-03:41.

Points	In	Off	2nd	Fast	Bench
UTPA	32	14	15	7	14
IOWA	38	22	16	6	28

Score tied - 0 times.
 Lead changed - 0 times.

Game 2 - Iowa 73, Central Michigan 61

Official Basketball Box Score -- Game Totals -- Final Statistics

Central Michigan vs Iowa

11/12/12 6:35 p.m. at Carver-Hawkeye Arena - Iowa City, IA

Central Michigan 61 • 0-1

#	Player	Total		3-Ptr		Rebounds			PF	TP	A	TO	Blk	Stl	Min
		FG-FGA	FG-FGA	FT-FTA	Off	Def	Tot								
34	Simons, John	f	1-4	1-2	5-5	1	4	5	1	8	3	2	1	1	30
41	Saylor, Zach	f	2-5	0-0	0-0	1	3	4	4	4	0	1	0	0	24
12	Randall, Kyle	g	5-8	1-2	6-6	1	3	4	0	17	2	5	0	1	31
15	Fowler, Chris	g	1-4	0-0	1-3	0	2	2	3	3	2	3	0	1	21
33	Keel, Austin	g	2-9	2-7	0-2	0	4	4	2	6	1	4	1	1	31
03	Richardson, Derrick	g	4-6	2-2	4-5	0	2	2	3	14	1	2	0	0	21
05	Craddock, Finis	g	0-1	0-0	0-0	1	0	1	1	0	0	1	0	1	8
23	Stewart, Austin	g	1-4	0-1	0-0	0	0	0	1	2	0	1	0	1	8
24	Hibbitts, Blake	g	0-2	0-2	0-0	0	0	0	3	0	1	0	0	1	10
25	Mbaigoto, Olivier	g	3-5	1-2	0-0	1	2	3	3	7	1	0	2	0	16
	Team					4	3	7							
	Totals		19-48	7-18	16-21	9	23	32	21	61	11	19	4	7	200

FG % 1st Half: 8-28 28.6% 2nd half: 11-20 55.0% Game: 19-48 39.6%
 3FG % 1st Half: 5-14 35.7% 2nd half: 2-4 50.0% Game: 7-18 38.9%
 FT % 1st Half: 5-8 62.5% 2nd half: 11-13 84.6% Game: 16-21 76.2%

Iowa 73 • 2-0

#	Player	Total		3-Ptr		Rebounds			PF	TP	A	TO	Blk	Stl	Min
		FG-FGA	FG-FGA	FT-FTA	Off	Def	Tot								
15	McCabe, Zach	f	0-3	0-2	0-0	1	0	1	4	0	1	1	0	0	10
30	White, Aaron	f	4-8	0-1	6-9	5	4	9	3	14	2	3	0	1	31
34	Woodbury, Adam	c	1-3	0-0	0-1	4	1	5	2	2	0	1	1	1	16
04	Marble, Roy Devyn	g	6-15	2-4	4-7	2	4	6	2	18	3	2	0	0	40
10	Gesell, Mike	g	6-11	3-6	0-1	0	3	3	2	15	5	3	0	1	32
00	Olaseni, Gabriel	g	0-0	0-0	2-2	0	2	2	0	2	0	0	0	0	3
01	Basabe, Melsahn	g	4-8	0-0	1-1	1	2	3	1	9	0	1	4	1	20
02	Oglesby, Josh	g	0-2	0-2	0-0	0	0	0	0	0	0	0	0	1	6
05	Clemmons, Anthony	g	3-6	2-4	1-2	1	1	2	0	9	4	2	0	0	21
25	May, Eric	g	2-2	0-0	0-0	0	4	4	2	4	1	2	0	2	21
	Team					3	2	5							
	Totals		26-58	7-19	14-23	17	23	40	16	73	16	15	5	7	200

FG % 1st Half: 11-31 35.5% 2nd half: 15-27 55.6% Game: 26-58 44.8%
 3FG % 1st Half: 2-10 20.0% 2nd half: 5-9 55.6% Game: 7-19 36.8%
 FT % 1st Half: 5-8 62.5% 2nd half: 9-15 60.0% Game: 14-23 60.9%

Officials: Lamont Simpson, Glenn Mayborg, D.J. Carstensen
 Technical fouls: Central Michigan-None. Iowa-None.
 Attendance: 10578

Score by periods	1st	2nd	Total
Central Michigan	26	35	61
Iowa	29	44	73

Points	In	Off	2nd	Fast	Bench
CMU	16	13	6	4	23
IOWA	28	23	17	10	24

Last FG - CMU 2nd-00:05, IOWA 2nd-00:21.
 Largest lead - CMU by 3 1st-17:35, IOWA by 15 2nd-08:09.

Score tied - 7 times.
 Lead changed - 6 times.

2012-13 HAWKEYE HEADSHOTS



#0
GABRIEL OLASENI
C, 6-10, 229, So.



#1
MELSAHN BASABE
F, 6-7, 221, Jr.



#2
JOSH OGLESBY
G, 6-5, 202, So.



#4
ROY DEVYN MARBLE
G/F, 6-6, 194, Jr.



#5
ANTHONY CLEMMONS
G, 6-1, 192, Fr.



#10
MIKE GESELL
G, 6-1, 185, Fr.



#11
CHRIS RICKERT
G, 6-3, 180, Sr.



#13
KYLE DENNING
G, 6-2, 165, So.



#15
ZACH McCABE
F, 6-7, 235, Jr.



#20
JARROD UTHOFF
F, 6-8, 200, Fr-RS.



#24
PATRICK INGRAM
G, 6-2, 211, Fr.



#25
ERIC MAY
G/F, 6-5, 219, Sr.



#30
AARON WHITE
F, 6-8, 218, So.



#34
ADAM WOODBURY
C, 7-1, 235, Fr.



#35
DARIUS STOKES
F, 6-7, 203, So.



#35
KYLE MEYER
F, 6-10, 222, Fr.



FRAN MCCAFFERY
Head Coach



KIRK SPERAW
Assistant Coach



SHERMAN DILLARD
Assistant Coach



ANDREW FRANCIS
Assistant Coach

IOWA HAWKEYE BASKETBALL
Iowa Season/Career Statistics (as of Nov 13, 2012)
All games

SEASON STATISTICS

CAREER STATISTICS

SUMMARY	gp-gs	min/g	fg%	3fg%	ft%	r/g	a/g	stl	blk	pts/g	gp-gs	min/g	fg%	3fg%	ft%	r/g	a/g	stl	blk	pts/g
White, Aaron	2-2	26.0	.588	.000	.667	7.0	2.0	5	2	15.0	37-16	23.9	.509	.270	.696	5.8	0.9	36	25	11.3
Marble, Roy Devyn	2-2	31.5	.370	.333	.636	4.0	3.5	1	0	14.5	68-35	24.8	.413	.340	.661	3.2	2.6	75	16	9.0
Gesell, Mike	2-2	28.0	.529	.444	.000	3.0	4.5	2	0	11.0	2-2	28.0	.529	.444	.000	3.0	4.5	2	0	11.0
Basabe, Melsahn	2-0	18.5	.353	.000	.667	6.5	0.0	3	6	9.0	68-52	22.0	.542	.000	.686	5.8	0.3	33	83	9.5
McCabe, Zach	2-2	15.5	.417	.667	.000	4.5	1.0	2	0	7.0	68-34	20.4	.428	.360	.769	4.1	0.9	53	10	6.9
Clemmons, Anthony	2-0	17.5	.455	.600	.500	3.0	3.0	0	0	7.0	2-0	17.5	.455	.600	.500	3.0	3.0	0	0	7.0
Woodbury, Adam	2-2	15.0	.556	.000	.500	4.0	0.5	2	4	6.0	2-2	15.0	.556	.000	.500	4.0	0.5	2	4	6.0
May, Eric	2-0	22.5	.800	.000	1.000	4.5	1.5	3	0	5.0	97-69	23.4	.408	.324	.640	3.3	1.2	96	42	6.9
Ingram, Pat	1-0	4.0	1.000	.000	.000	0.0	1.0	0	0	2.0	1-0	4.0	1.000	.000	.000	0.0	1.0	0	0	2.0
Olaseni, Gabriel	2-0	8.5	.333	.000	1.000	4.5	0.0	1	2	2.0	20-0	5.4	.455	.000	.667	1.6	0.2	5	10	1.5
Oglesby, Josh	2-0	10.0	.143	.143	.500	0.0	0.0	1	0	2.0	37-5	18.2	.389	.359	.711	1.6	1.1	8	2	6.1
Stokes, Darius	1-0	4.0	.000	.000	.000	0.0	1.0	0	1	0.0	13-0	3.1	.400	.000	.000	0.7	0.2	1	3	0.3
Rickert, Christopher	1-0	3.0	.000	.000	.000	0.0	0.0	0	0	0.0	2-0	2.5	.000	.000	.000	0.0	0.0	0	0	0.0
Denning, Kyle	1-0	3.0	.000	.000	.000	0.0	0.0	0	0	0.0	5-0	2.4	.500	.000	1.000	0.2	0.0	0	0	0.8

SCORING	fg-fga	fg%	3fg-fga	3fg%	ft-fta	ft%	pts	pts/g	fg-fga	fg%	3fg-fga	3fg%	ft-fta	ft%	pts	pts/g
White, Aaron	10-17	.588	0-2	.000	10-15	.667	30	15.0	146-287	.509	17-63	.270	110-158	.696	419	11.3
Marble, Roy Devyn	10-27	.370	2-6	.333	7-11	.636	29	14.5	215-520	.413	35-103	.340	144-218	.661	609	9.0
Gesell, Mike	9-17	.529	4-9	.444	0-1	.000	22	11.0	9-17	.529	4-9	.444	0-1	.000	22	11.0
Basabe, Melsahn	6-17	.353	0-0	.000	6-9	.667	18	9.0	246-454	.542	0-0	.000	155-226	.686	647	9.5
McCabe, Zach	5-12	.417	4-6	.667	0-0	.000	14	7.0	163-381	.428	50-139	.360	90-117	.769	466	6.9
Clemmons, Anthony	5-11	.455	3-5	.600	1-2	.500	14	7.0	5-11	.455	3-5	.600	1-2	.500	14	7.0
Woodbury, Adam	5-9	.556	0-0	.000	2-4	.500	12	6.0	5-9	.556	0-0	.000	2-4	.500	12	6.0
May, Eric	4-5	.800	0-0	.000	2-2	1.000	10	5.0	252-618	.408	81-250	.324	87-136	.640	672	6.9
Ingram, Pat	1-1	1.000	0-0	.000	0-0	.000	2	2.0	1-1	1.000	0-0	.000	0-0	.000	2	2.0
Olaseni, Gabriel	1-3	.333	0-0	.000	2-2	1.000	4	2.0	10-22	.455	0-0	.000	10-15	.667	30	1.5
Oglesby, Josh	1-7	.143	1-7	.143	1-2	.500	4	2.0	77-198	.389	46-128	.359	27-38	.711	227	6.1
Stokes, Darius	0-0	.000	0-0	.000	0-0	.000	0	0.0	2-5	.400	0-0	.000	0-0	.000	4	0.3
Rickert, Christopher	0-1	.000	0-0	.000	0-0	.000	0	0.0	0-1	.000	0-0	.000	0-0	.000	0	0.0
Denning, Kyle	0-0	.000	0-0	.000	0-0	.000	0	0.0	1-2	.500	0-1	.000	2-2	1.000	4	0.8

TOTALS	o-reb	d-reb	t-reb	pf	fo	ast	to	a/to	o-reb	d-reb	t-reb	pf	fo	ast	to	a/to
White, Aaron	8	6	14	4	0	4	4	1.0	81	132	213	77	2	35	53	0.7
Marble, Roy Devyn	2	6	8	3	0	7	2	3.5	60	155	215	101	0	174	97	1.8
Gesell, Mike	0	6	6	2	0	9	4	2.3	0	6	6	2	0	9	4	2.3
Basabe, Melsahn	7	6	13	4	0	0	4	0.0	151	240	391	158	3	20	114	0.2
McCabe, Zach	3	6	9	6	0	2	3	0.7	100	181	281	194	10	62	111	0.6
Clemmons, Anthony	3	3	6	0	0	6	4	1.5	3	3	6	0	0	6	4	1.5
Woodbury, Adam	6	2	8	2	0	1	2	0.5	6	2	8	2	0	1	2	0.5
May, Eric	1	8	9	2	0	3	3	1.0	95	228	323	161	3	118	153	0.8
Ingram, Pat	0	0	0	0	0	1	1	1.0	0	0	0	0	0	1	1	1.0
Olaseni, Gabriel	1	8	9	4	0	0	0	0.0	10	21	31	16	0	3	9	0.3
Oglesby, Josh	0	0	0	0	0	0	0	0.0	11	48	59	26	0	41	15	2.7
Stokes, Darius	0	0	0	0	0	1	0	0.0	2	7	9	6	0	3	2	1.5
Rickert, Christopher	0	0	0	1	0	0	0	0.0	0	0	0	1	0	0	0	0.0
Denning, Kyle	0	0	0	0	0	0	1	0.0	0	1	1	0	0	0	2	0.0

IOWA HAWKEYE BASKETBALL
Iowa Combined Team Statistics (as of Nov 13, 2012)
All games

RECORD:	OVERALL	HOME	AWAY	NEUTRAL
ALL GAMES	2-0	2-0	0-0	0-0
CONFERENCE	0-0	0-0	0-0	0-0
NON-CONFERENCE	2-0	2-0	0-0	0-0

##	Player	gp-gs	min	avg	Total		3-Point		F-Throw		Rebounds				pf	dq	a	to	blk	stl	pts	avg
					fg-fga	fg%	3fg-fga	3fg%	ft-fa	ft%	off	def	tot	avg								
30	White, Aaron	2-2	52	26.0	10-17	.588	0-2	.000	10-15	.667	8	6	14	7.0	4	0	4	4	2	5	30	15.0
04	Marble, Roy Devyn	2-2	63	31.5	10-27	.370	2-6	.333	7-11	.636	2	6	8	4.0	3	0	7	2	0	1	29	14.5
10	Gesell, Mike	2-2	56	28.0	9-17	.529	4-9	.444	0-1	.000	0	6	6	3.0	2	0	9	4	0	2	22	11.0
01	Basabe, Melsahn	2-0	37	18.5	6-17	.353	0-0	.000	6-9	.667	7	6	13	6.5	4	0	0	4	6	3	18	9.0
15	McCabe, Zach	2-2	31	15.5	5-12	.417	4-6	.667	0-0	.000	3	6	9	4.5	6	0	2	3	0	2	14	7.0
05	Clemmons, Anthony	2-0	35	17.5	5-11	.455	3-5	.600	1-2	.500	3	3	6	3.0	0	0	6	4	0	0	14	7.0
34	Woodbury, Adam	2-2	30	15.0	5-9	.556	0-0	.000	2-4	.500	6	2	8	4.0	2	0	1	2	4	2	12	6.0
25	May, Eric	2-0	45	22.5	4-5	.800	0-0	.000	2-2	1.000	1	8	9	4.5	2	0	3	3	0	3	10	5.0
24	Ingram, Pat	1-0	4	4.0	1-1	1.000	0-0	.000	0-0	.000	0	0	0	0.0	0	0	1	1	0	0	2	2.0
00	Olaseni, Gabriel	2-0	17	8.5	1-3	.333	0-0	.000	2-2	1.000	1	8	9	4.5	4	0	0	0	2	1	4	2.0
02	Oglesby, Josh	2-0	20	10.0	1-7	.143	1-7	.143	1-2	.500	0	0	0	0.0	0	0	0	0	0	1	4	2.0
35	Stokes, Darius	1-0	4	4.0	0-0	.000	0-0	.000	0-0	.000	0	0	0	0.0	0	0	1	0	1	0	0	0.0
11	Rickert, Christopher	1-0	3	3.0	0-1	.000	0-0	.000	0-0	.000	0	0	0	0.0	1	0	0	0	0	0	0	0.0
13	Denning, Kyle	1-0	3	3.0	0-0	.000	0-0	.000	0-0	.000	0	0	0	0.0	0	0	0	1	0	0	0	0.0
Team											4	3	7									
Total.....		2	400		57-127	.449	14-35	.400	31-48	.646	35	54	89	44.5	28	0	34	28	15	20	159	79.5
Opponents.....		2	400		42-114	.368	12-42	.286	20-29	.690	23	50	73	36.5	43	0	18	38	8	17	116	58.0

TEAM STATISTICS	IOWA	OPP	Date	Opponent	Score	Att.
SCORING	159	116	11/09/12	UTPA	w 86-55	14859
Points per game	79.5	58.0	11/12/12	CENTRAL MICHIGAN	w 73-61	10578
Scoring margin	+21.5	-	* - Conference game			
FIELD GOALS-ATT	57-127	42-114				
Field goal pct	.449	.368				
3 POINT FG-ATT	14-35	12-42				
3-point FG pct	.400	.286				
3-pt FG made per game	7.0	6.0				
FREE THROWS-ATT	31-48	20-29				
Free throw pct	.646	.690				
F-Throws made per game	15.5	10.0				
REBOUNDS	89	73				
Rebounds per game	44.5	36.5				
Rebounding margin	+8.0	-				
ASSISTS	34	18				
Assists per game	17.0	9.0				
TURNOVERS	28	38				
Turnovers per game	14.0	19.0				
Turnover margin	+5.0	-				
Assist/turnover ratio	1.2	0.5				
STEALS	20	17				
Steals per game	10.0	8.5				
BLOCKS	15	8				
Blocks per game	7.5	4.0				
ATTENDANCE	25437	0				
Home games-Avg/Game	2-12718	0-0				
Neutral site-Avg/Game	-	0-0				

Score by Periods	1st	2nd	Totals
Iowa	74	85	159
Opponents	50	66	116