

# NCAA Gymnastics Score Sheet

Teams: Home Illinois-Chicago

Visitor Iowa-Men

Date Feb 2, 2019

Place University Of Iowa

Attendance

578

| Name             | D   | 1   | 2   | 3   | 4 | 5 | nd | AVE    |
|------------------|-----|-----|-----|-----|---|---|----|--------|
| 1 Xan Weaver     | 320 | 4.5 | 6.4 | 6.1 |   |   |    | 10.750 |
| 2 James Marden   | 308 | 4.3 | 8.1 | 8.0 |   |   |    | 12.350 |
| 3 Anthony Hardin | 306 | 3.9 | 8.3 | 8.0 |   |   |    | 12.050 |
| 4 Sam Montague   | 310 | 5.1 | 7.5 | 7.2 |   |   |    | 12.450 |
| 5 Nick Smiley    | 314 | 4.6 | 7.3 | 7.0 |   |   |    | 11.750 |
| 6 Kaleb Booth    | 302 | 4.9 | 7.0 | 7.0 |   |   |    | 11.900 |

| Name              | D   | 1   | 2   | 3   | 4 | 5 | nd   | AVE    |
|-------------------|-----|-----|-----|-----|---|---|------|--------|
| 1 Noah Scigliano  | 113 | 4.7 | 8.6 | 8.4 |   |   | -0.3 | 12.900 |
| 2 Kulani Taylor   | 114 | 4.8 | 8.3 | 8.4 |   |   |      | 13.150 |
| 3 Jake Brodarzon  | 103 | 5.0 | 8.6 | 8.4 |   |   |      | 13.500 |
| 4 Evan Davis      | 105 | 5.2 | 7.0 | 6.8 |   |   |      | 12.100 |
| 5 Andrew Herrador | 107 | 5.1 | 8.4 | 8.2 |   |   |      | 13.400 |
| 6 Bennet Huang    | 109 | 5.3 | 8.6 | 8.7 |   |   |      | 13.950 |

Floor Score: **60.500** Running Score: **60.500**

Floor Score: **66.900** Running Score: **66.900**

| P                | 1   | 2   | 3   | 4   | 5 | nd | AVE    |
|------------------|-----|-----|-----|-----|---|----|--------|
| 1 Sam Montague   | 310 | 3.1 | 8.1 | 8.4 |   |    | 11.350 |
| 2 Xan Weaver     | 320 | 3.0 | 6.4 | 6.0 |   |    | 9.200  |
| 3 Eric Barnd     | 301 | 3.7 | 6.8 | 6.6 |   |    | 10.400 |
| 4 James Strevey  | 317 | 3.9 | 7.3 | 7.6 |   |    | 11.350 |
| 5 Michael Peluso | 312 | 4.3 | 6.4 | 6.2 |   |    | 10.600 |
| 6 Colin Schwartz | 313 | 5.0 | 7.8 | 7.7 |   |    | 12.750 |

| P                 | 1   | 2   | 3   | 4   | 5 | nd | AVE    |
|-------------------|-----|-----|-----|-----|---|----|--------|
| 1 Kevin Johnson   | 110 | 4.5 | 8.3 | 8.3 |   |    | 12.800 |
| 2 Addison Chung   | 104 | 4.3 | 8.7 | 8.7 |   |    | 13.000 |
| 3 Evan Davis      | 105 | 4.2 | 8.6 | 8.8 |   |    | 12.900 |
| 4 Nick Meryman    | 112 | 4.6 | 8.2 | 8.0 |   |    | 12.700 |
| 5 Bennet Huang    | 109 | 5.4 | 8.0 | 8.2 |   |    | 13.500 |
| 6 Andrew Herrador | 107 | 4.1 | 8.4 | 8.7 |   |    | 12.650 |

Pommel Score: **56.450** Running Score: **116.950**

Pommel Score: **64.900** Running Score: **131.800**

| R              | 1   | 2   | 3    | 4    | 5 | nd | AVE    |
|----------------|-----|-----|------|------|---|----|--------|
| 1 Xan Weaver   | 320 | 4.0 | 7.7  | 7.6  |   |    | 11.650 |
| 2 Billy Hollis | 307 | 4.0 | 7.6  | 7.7  |   |    | 11.650 |
| 3 Nick Smiley  | 314 | 4.3 | 7.7  | 7.6  |   |    | 11.950 |
| 4 Sam Montague | 310 | 4.1 | 8.1  | 7.8  |   |    | 12.050 |
| 5 Wes Diveney  | 304 | 5.3 | 7.1  | 7.5  |   |    | 12.600 |
| 6 Paul Burney  | 303 | 0.0 | 10.0 | 10.0 |   |    | 0.000  |

| R                | 1   | 2   | 3   | 4   | 5 | nd | AVE    |
|------------------|-----|-----|-----|-----|---|----|--------|
| 1 Evan Davis     | 105 | 4.1 | 9.0 | 8.9 |   |    | 13.050 |
| 2 Bennet Huang   | 109 | 4.3 | 8.8 | 8.6 |   |    | 13.000 |
| 3 Tyler Ball     | 102 | 4.6 | 8.8 | 8.9 |   |    | 13.450 |
| 4 Addison Chung  | 104 | 4.6 | 8.6 | 8.8 |   |    | 13.300 |
| 5 Brandon Wong   | 118 | 5.2 | 7.9 | 7.9 |   |    | 13.100 |
| 6 Jake Brodarzon | 103 | 5.1 | 8.6 | 8.5 |   |    | 13.650 |

Rings Score: **59.900** Running Score: **176.850**

Rings Score: **66.550** Running Score: **198.350**

| V                | 1   | 2   | 3   | 4   | 5 | nd   | AVE    |
|------------------|-----|-----|-----|-----|---|------|--------|
| 1 Colin Schwartz | 313 | 4.0 | 9.2 | 9.0 |   |      | 13.100 |
| 2 Sam Forbes     | 305 | 4.1 | 9.2 | 9.3 |   |      | 13.350 |
| 3 Anthony Hardin | 306 | 4.0 | 8.4 | 8.6 |   |      | 12.500 |
| 4 Paul Burney    | 303 | 4.0 | 9.1 | 8.9 |   |      | 13.000 |
| 5 Sam Montague   | 310 | 2.8 | 8.9 | 9.0 |   | -0.1 | 11.650 |
| 6 Kaleb Booth    | 302 | 4.8 | 8.5 | 8.3 |   | -0.1 | 13.100 |

| V                 | 1   | 2   | 3   | 4   | 5 | nd   | AVE    |
|-------------------|-----|-----|-----|-----|---|------|--------|
| 1 Bennet Huang    | 109 | 4.8 | 9.1 | 9.2 |   |      | 13.950 |
| 2 Addison Chung   | 104 | 4.8 | 9.3 | 9.4 |   | -0.1 | 14.050 |
| 3 Mitch Mandozzi  | 111 | 4.8 | 8.4 | 8.2 |   |      | 13.100 |
| 4 Jake Brodarzon  | 103 | 4.9 | 9.4 | 9.5 |   | 0.1  | 14.450 |
| 5 Andrew Herrador | 107 | 4.8 | 8.9 | 9.0 |   | -0.3 | 13.450 |
| 6 Stewart Brown   | 101 | 5.2 | 8.9 | 8.8 |   | -0.1 | 13.950 |

Vault Score: **65.050** Running Score: **241.900**

Vault Score: **69.850** Running Score: **268.200**

| P                | 1   | 2   | 3   | 4   | 5 | nd | AVE    |
|------------------|-----|-----|-----|-----|---|----|--------|
| 1 Eric Barnd     | 301 | 3.5 | 8.8 | 8.6 |   |    | 12.200 |
| 2 Xan Weaver     | 320 | 3.7 | 8.2 | 8.0 |   |    | 11.800 |
| 3 Paul Burney    | 303 | 3.7 | 7.6 | 7.7 |   |    | 11.350 |
| 4 Nick Smiley    | 314 | 4.0 | 6.4 | 6.5 |   |    | 10.450 |
| 5 Sam Montague   | 310 | 4.2 | 5.7 | 5.9 |   |    | 10.000 |
| 6 Colin Schwartz | 313 | 3.2 | 8.7 | 8.6 |   |    | 11.850 |

| P                 | 1   | 2   | 3   | 4   | 5 | nd | AVE    |
|-------------------|-----|-----|-----|-----|---|----|--------|
| 1 Andrew Herrador | 107 | 3.9 | 9.2 | 9.0 |   |    | 13.000 |
| 2 Rogelio Vazquez | 116 | 4.7 | 8.5 | 8.7 |   |    | 13.300 |
| 3 Mitch Mandozzi  | 111 | 4.5 | 9.3 | 9.2 |   |    | 13.750 |
| 4 Nick Meryman    | 112 | 3.9 | 9.2 | 9.0 |   |    | 13.000 |
| 5 Stewart Brown   | 101 | 4.8 | 9.2 | 9.0 |   |    | 13.900 |
| 6 Jake Brodarzon  | 103 | 4.9 | 8.6 | 8.4 |   |    | 13.400 |

P. Bar Score: **57.650** Running Score: **299.550**

P. Bar Score: **67.350** Running Score: **335.550**

| H              | 1   | 2   | 3   | 4   | 5 | nd | AVE    |
|----------------|-----|-----|-----|-----|---|----|--------|
| 1 James Marden | 308 | 3.0 | 7.9 | 7.7 |   |    | 10.800 |
| 2 Nick Smiley  | 314 | 3.7 | 7.3 | 7.5 |   |    | 11.100 |
| 3 Sam Norwood  | 311 | 3.6 | 8.0 | 7.8 |   |    | 11.500 |
| 4 Xan Weaver   | 320 | 3.9 | 6.5 | 6.5 |   |    | 10.400 |
| 5 Sam Montague | 310 | 4.1 | 8.4 | 8.2 |   |    | 12.400 |
| 6 Paul Burney  | 303 | 3.9 | 6.0 | 5.8 |   |    | 9.800  |

| H                 | 1   | 2   | 3   | 4   | 5 | nd | AVE    |
|-------------------|-----|-----|-----|-----|---|----|--------|
| 1 Evan Davis      | 105 | 4.6 | 8.4 | 8.3 |   |    | 12.950 |
| 2 Bennet Huang    | 109 | 4.3 | 8.9 | 8.8 |   |    | 13.150 |
| 3 Rogelio Vazquez | 116 | 4.6 | 9.0 | 8.8 |   |    | 13.500 |
| 4 Mitch Mandozzi  | 111 | 4.8 | 8.3 | 8.4 |   |    | 13.150 |
| 5 Andrew Herrador | 107 | 5.0 | 8.4 | 8.2 |   |    | 13.300 |
| 6 Kulani Taylor   | 114 | 4.1 | 8.0 | 8.3 |   |    | 12.250 |

H. Bar Score: **56.200** Running Score: **355.750**

H. Bar Score: **66.050** Running Score: **401.600**

Final Team Score: **355.750**

Final Team Score: **401.600**

**All-Arounders**

|    | Montague | Weaver |
|----|----------|--------|
| FX | 12.450   | 10.750 |
| PH | 11.350   | 9.200  |
| SR | 12.050   | 11.650 |
| VT | 11.650   | 12.400 |
| PB | 10.000   | 11.800 |
| HB | 12.400   | 10.400 |
| AA | 69.900   | 66.200 |

**All-Arounders**

|  | Brodarzon | Davis  | Herrador | Huang  |
|--|-----------|--------|----------|--------|
|  | 13.500    | 12.100 | 13.400   | 13.950 |
|  | 9.750     | 12.900 | 12.650   | 13.500 |
|  | 13.650    | 13.050 | 12.250   | 13.000 |
|  | 14.450    | 13.950 | 13.450   | 13.950 |
|  | 13.400    | 0.000  | 13.000   | 12.700 |
|  | 11.850    | 12.950 | 13.300   | 13.150 |
|  | 76.600    | 64.950 | 78.050   | 80.250 |

Judge's Signatures \*FX

\*PH

\*SR

\*VT

\*PB

\*HB

\* Head Judge

Coach's Signature

Coach's Signature

# NCAA Gymnastics Score Sheet

Teams: Home Minnesota-Men

Visitor \_\_\_\_\_

Date Feb 2, 2019

Place University Of Iowa

Attendance \_\_\_\_\_

578

| Name  |                  | D   | 1   | 2   | 3   | 4 | 5 | nd | AVE    | Name |  | D | 1 | 2 | 3 | 4 | 5 | nd | AVE |  |
|-------|------------------|-----|-----|-----|-----|---|---|----|--------|------|--|---|---|---|---|---|---|----|-----|--|
| FLOOR | 1 Michael Harris | 204 | 5.3 | 8.1 | 7.9 |   |   |    | 13.300 |      |  |   |   |   |   |   |   |    |     |  |
|       | 2 Mike Moran     | 213 | 5.6 | 8.1 | 8.2 |   |   |    | 13.750 |      |  |   |   |   |   |   |   |    |     |  |
|       | 3 Vitali Kan     | 207 | 5.6 | 8.1 | 7.9 |   |   |    | 13.600 |      |  |   |   |   |   |   |   |    |     |  |
|       | 4 Shane Wiskus   | 219 | 5.7 | 8.6 | 8.4 |   |   |    | 14.200 |      |  |   |   |   |   |   |   |    |     |  |
|       | 5 Shaun Herzog   | 205 | 5.5 | 7.7 | 7.4 |   |   |    | 13.050 |      |  |   |   |   |   |   |   |    |     |  |
|       | 6 Eric Nakamura  | 214 | 5.2 | 9.2 | 9.2 |   |   |    | 14.400 |      |  |   |   |   |   |   |   |    |     |  |

Floor Score: **69.250**      Running Score: **69.250**      Floor Score: **0.000**      Running Score: **0.000**

|        |                   |     |     |     |     |  |  |  |        |  |  |  |  |  |  |  |  |  |  |
|--------|-------------------|-----|-----|-----|-----|--|--|--|--------|--|--|--|--|--|--|--|--|--|--|
| Pommel | 1 David Pochinka  | 215 | 4.9 | 8.2 | 8.0 |  |  |  | 13.000 |  |  |  |  |  |  |  |  |  |  |
|        | 2 Henry Meeker    | 212 | 4.9 | 7.0 | 7.2 |  |  |  | 12.000 |  |  |  |  |  |  |  |  |  |  |
|        | 3 Shane Wiskus    | 219 | 5.1 | 7.8 | 7.6 |  |  |  | 12.800 |  |  |  |  |  |  |  |  |  |  |
|        | 4 Vitali Kan      | 207 | 4.9 | 8.0 | 7.8 |  |  |  | 12.800 |  |  |  |  |  |  |  |  |  |  |
|        | 5 Russell Johnson | 206 | 4.6 | 6.8 | 7.1 |  |  |  | 11.550 |  |  |  |  |  |  |  |  |  |  |
|        | 6 Justin Karstadt | 208 | 5.4 | 8.5 | 8.3 |  |  |  | 13.800 |  |  |  |  |  |  |  |  |  |  |

Pommel Score: **64.400**      Running Score: **133.650**      Pommel Score: **0.000**      Running Score: **0.000**

|       |                   |     |     |     |     |  |  |  |        |  |  |  |  |  |  |  |  |  |  |
|-------|-------------------|-----|-----|-----|-----|--|--|--|--------|--|--|--|--|--|--|--|--|--|--|
| Rings | 1 David Pochinka  | 215 | 4.9 | 8.7 | 8.6 |  |  |  | 13.550 |  |  |  |  |  |  |  |  |  |  |
|       | 2 Colton Dee      | 202 | 4.9 | 8.5 | 8.8 |  |  |  | 13.550 |  |  |  |  |  |  |  |  |  |  |
|       | 3 Shane Wiskus    | 219 | 5.0 | 8.8 | 8.6 |  |  |  | 13.700 |  |  |  |  |  |  |  |  |  |  |
|       | 4 Shaun Herzog    | 205 | 4.7 | 8.6 | 8.8 |  |  |  | 13.400 |  |  |  |  |  |  |  |  |  |  |
|       | 5 Russell Johnson | 206 | 4.3 | 8.1 | 8.3 |  |  |  | 12.500 |  |  |  |  |  |  |  |  |  |  |
|       | 6 Justin Karstadt | 208 | 4.8 | 8.3 | 8.2 |  |  |  | 13.050 |  |  |  |  |  |  |  |  |  |  |

Rings Score: **67.250**      Running Score: **200.900**      Rings Score: **0.000**      Running Score: **0.000**

|       |                   |     |     |     |     |  |  |  |             |  |  |  |  |  |  |  |  |  |  |
|-------|-------------------|-----|-----|-----|-----|--|--|--|-------------|--|--|--|--|--|--|--|--|--|--|
| Vault | 1 Mike Moran      | 213 | 5.2 | 9.2 | 9.2 |  |  |  | 14.400      |  |  |  |  |  |  |  |  |  |  |
|       | 2 Ben Eyles       | 203 | 5.2 | 9.3 | 9.2 |  |  |  | 14.450      |  |  |  |  |  |  |  |  |  |  |
|       | 3 Vitali Kan      | 207 | 5.3 | 9.5 | 9.4 |  |  |  | 14.750      |  |  |  |  |  |  |  |  |  |  |
|       | 4 Justin Karstadt | 208 | 4.8 | 9.3 | 9.3 |  |  |  | 14.100      |  |  |  |  |  |  |  |  |  |  |
|       | 5 Shane Wiskus    | 219 | 4.8 | 9.0 | 9.0 |  |  |  | 13.800      |  |  |  |  |  |  |  |  |  |  |
|       | 6 Shaun Herzog    | 205 | 5.2 | 7.8 | 7.9 |  |  |  | -0.3 12.750 |  |  |  |  |  |  |  |  |  |  |

Vault Score: **71.500**      Running Score: **272.400**      Vault Score: **0.000**      Running Score: **0.000**

|       |                   |     |     |     |     |  |  |  |        |  |  |  |  |  |  |  |  |  |  |
|-------|-------------------|-----|-----|-----|-----|--|--|--|--------|--|--|--|--|--|--|--|--|--|--|
| P Bar | 1 Ben Winkel      | 218 | 4.9 | 8.9 | 8.6 |  |  |  | 13.650 |  |  |  |  |  |  |  |  |  |  |
|       | 2 David Pochinka  | 215 | 5.4 | 8.7 | 8.5 |  |  |  | 14.000 |  |  |  |  |  |  |  |  |  |  |
|       | 3 Justin Karstadt | 208 | 4.9 | 8.1 | 8.2 |  |  |  | 13.050 |  |  |  |  |  |  |  |  |  |  |
|       | 4 Timmy Kutyla    | 211 | 5.0 | 8.5 | 8.5 |  |  |  | 13.500 |  |  |  |  |  |  |  |  |  |  |
|       | 5 Shane Wiskus    | 219 | 5.7 | 8.8 | 8.5 |  |  |  | 14.350 |  |  |  |  |  |  |  |  |  |  |
|       | 6 Shaun Herzog    | 205 | 5.3 | 8.4 | 8.2 |  |  |  | 13.600 |  |  |  |  |  |  |  |  |  |  |

P. Bar Score: **69.100**      Running Score: **341.500**      P. Bar Score: **0.000**      Running Score: **0.000**

|       |                   |     |     |     |     |  |  |  |        |  |  |  |  |  |  |  |  |  |  |
|-------|-------------------|-----|-----|-----|-----|--|--|--|--------|--|--|--|--|--|--|--|--|--|--|
| H Bar | 1 Michael Harris  | 204 | 4.9 | 8.2 | 8.0 |  |  |  | 13.000 |  |  |  |  |  |  |  |  |  |  |
|       | 2 David Pochinka  | 215 | 4.5 | 7.6 | 7.5 |  |  |  | 12.050 |  |  |  |  |  |  |  |  |  |  |
|       | 3 Justin Karstadt | 208 | 4.5 | 8.7 | 8.6 |  |  |  | 13.150 |  |  |  |  |  |  |  |  |  |  |
|       | 4 Timmy Kutyla    | 211 | 4.9 | 8.3 | 8.2 |  |  |  | 13.150 |  |  |  |  |  |  |  |  |  |  |
|       | 5 Shane Wiskus    | 219 | 5.1 | 8.4 | 8.5 |  |  |  | 13.550 |  |  |  |  |  |  |  |  |  |  |
|       | 6 Shaun Herzog    | 205 | 4.7 | 7.1 | 7.5 |  |  |  | 12.000 |  |  |  |  |  |  |  |  |  |  |

H. Bar Score: **64.900**      Running Score: **406.400**      H. Bar Score: **0.000**      Running Score: **0.000**

Final Team Score: 406.400

Final Team Score: 0.000

**All-Arounders**

|    |        |  |  |  |  |  |  |  |
|----|--------|--|--|--|--|--|--|--|
| FX | Wiskus |  |  |  |  |  |  |  |
|    | 14.200 |  |  |  |  |  |  |  |
| PH | 12.800 |  |  |  |  |  |  |  |
| SR | 13.700 |  |  |  |  |  |  |  |
| VT | 13.800 |  |  |  |  |  |  |  |
| PB | 14.350 |  |  |  |  |  |  |  |
| HB | 13.550 |  |  |  |  |  |  |  |
| AA | 82.400 |  |  |  |  |  |  |  |

**All-Arounders**

|  |  |  |  |  |  |  |  |  |
|--|--|--|--|--|--|--|--|--|
|  |  |  |  |  |  |  |  |  |
|  |  |  |  |  |  |  |  |  |
|  |  |  |  |  |  |  |  |  |
|  |  |  |  |  |  |  |  |  |
|  |  |  |  |  |  |  |  |  |
|  |  |  |  |  |  |  |  |  |
|  |  |  |  |  |  |  |  |  |
|  |  |  |  |  |  |  |  |  |

Judge's Signatures \* FX \_\_\_\_\_ \* PH \_\_\_\_\_ \* SR \_\_\_\_\_ \* VT \_\_\_\_\_ \* PB \_\_\_\_\_ \* HB \_\_\_\_\_

\* Head Judge

Coach's Signature \_\_\_\_\_

Coach's Signature \_\_\_\_\_

# Minnesota, UIC

## Event Results - Floor

Feb 2, 2019

Page: 1  
Printed: 2/2/2019 3:47 PM

Men / C  
Session: 1



| Rank | Num | Name            | Gym     | Diff  | Exec  | ND   | Score         | Out   |
|------|-----|-----------------|---------|-------|-------|------|---------------|-------|
| 1    | 214 | Eric Nakamura   | Minn-M  | 5.200 | 9.200 | .    | <b>14.400</b> | 0.000 |
| 2    | 219 | Shane Wiskus    | Minn-M  | 5.700 | 8.500 | .    | <b>14.200</b> | 0.200 |
| 3    | 109 | Bennet Huang    | Iowa-M  | 5.300 | 8.650 | .    | <b>13.950</b> | 0.450 |
| 4    | 213 | Mike Moran      | Minn-M  | 5.600 | 8.150 | .    | <b>13.750</b> | 0.650 |
| 5    | 207 | Vitali Kan      | Minn-M  | 5.600 | 8.000 | .    | <b>13.600</b> | 0.800 |
| 6    | 103 | Jake Brodarzon  | Iowa-M  | 5.000 | 8.500 | .    | <b>13.500</b> | 0.900 |
| 7    | 107 | Andrew Herrador | Iowa-M  | 5.100 | 8.300 | .    | <b>13.400</b> | 1.000 |
| 8    | 204 | Michael Harris  | Minn-M  | 5.300 | 8.000 | .    | <b>13.300</b> | 1.100 |
| 9    | 114 | Kulani Taylor   | Iowa-M  | 4.800 | 8.350 | .    | <b>13.150</b> | 1.250 |
| 10   | 205 | Shaun Herzog    | Minn-M  | 5.500 | 7.550 | .    | <b>13.050</b> | 1.350 |
| 11   | 113 | Noah Scialliano | Iowa-M  | 4.700 | 8.500 | -0.3 | <b>12.900</b> | 1.500 |
| 12   | 310 | Sam Montague    | UIC-Men | 5.100 | 7.350 | .    | <b>12.450</b> | 1.950 |
| 13   | 308 | James Marden    | UIC-Men | 4.300 | 8.050 | .    | <b>12.350</b> | 2.050 |
| 14   | 105 | Evan Davis      | Iowa-M  | 5.200 | 6.900 | .    | <b>12.100</b> | 2.300 |
| 15   | 306 | Anthony Hardin  | UIC-Men | 3.900 | 8.150 | .    | <b>12.050</b> | 2.350 |
| 16   | 302 | Kaleb Booth     | UIC-Men | 4.900 | 7.000 | .    | <b>11.900</b> | 2.500 |
| 17   | 314 | Nick Smiley     | UIC-Men | 4.600 | 7.150 | .    | <b>11.750</b> | 2.650 |
| 18   | 209 | Garrett Kasiski | Minn-M  | 5.200 | 6.200 | .    | <b>11.400</b> | 3.000 |
| 19   | 320 | Xan Weaver      | UIC-Men | 4.500 | 6.250 | .    | <b>10.750</b> | 3.650 |

# Minnesota, UIC

## Event Results - Pommel

Feb 2, 2019

Page: 1  
Printed: 2/2/2019 3:47 PM

Men / C  
Session: 1



| Rank | Num | Name            | Gym     | Diff  | Exec  | ND | Score         | Out   |
|------|-----|-----------------|---------|-------|-------|----|---------------|-------|
| 1    | 208 | Justin Karstadt | Minn-M  | 5.400 | 8.400 | .  | <b>13.800</b> | 0.000 |
| 2    | 109 | Bennet Huang    | Iowa-M  | 5.400 | 8.100 | .  | <b>13.500</b> | 0.300 |
| 3T   | 104 | Addison Chung   | Iowa-M  | 4.300 | 8.700 | .  | <b>13.000</b> | 0.800 |
| 3T   | 215 | David Pochinka  | Minn-M  | 4.900 | 8.100 | .  | <b>13.000</b> | 0.800 |
| 5    | 105 | Evan Davis      | Iowa-M  | 4.200 | 8.700 | .  | <b>12.900</b> | 0.900 |
| 6T   | 110 | Kevin Johnson   | Iowa-M  | 4.500 | 8.300 | .  | <b>12.800</b> | 1.000 |
| 6T   | 207 | Vitali Kan      | Minn-M  | 4.900 | 7.900 | .  | <b>12.800</b> | 1.000 |
| 6T   | 219 | Shane Wiskus    | Minn-M  | 5.100 | 7.700 | .  | <b>12.800</b> | 1.000 |
| 9    | 313 | Colin Schwartz  | UIC-Men | 5.000 | 7.750 | .  | <b>12.750</b> | 1.050 |
| 10   | 112 | Nick Merriman   | Iowa-M  | 4.600 | 8.100 | .  | <b>12.700</b> | 1.100 |
| 11   | 107 | Andrew Herrador | Iowa-M  | 4.100 | 8.550 | .  | <b>12.650</b> | 1.150 |
| 12   | 212 | Henry Meeker    | Minn-M  | 4.900 | 7.100 | .  | <b>12.000</b> | 1.800 |
| 13   | 206 | Russell Johnson | Minn-M  | 4.600 | 6.950 | .  | <b>11.550</b> | 2.250 |
| 14T  | 310 | Sam Montague    | UIC-Men | 3.100 | 8.250 | .  | <b>11.350</b> | 2.450 |
| 14T  | 317 | James Strevev   | UIC-Men | 3.900 | 7.450 | .  | <b>11.350</b> | 2.450 |
| 16   | 220 | Danny Yoon      | Minn-M  | 3.900 | 7.400 | .  | <b>11.300</b> | 2.500 |
| 17   | 312 | Michael Peluso  | UIC-Men | 4.300 | 6.300 | .  | <b>10.600</b> | 3.200 |
| 18   | 301 | Eric Barnd      | UIC-Men | 3.700 | 6.700 | .  | <b>10.400</b> | 3.400 |
| 19   | 103 | Jake Brodarzon  | Iowa-M  | 3.500 | 6.250 | .  | <b>9.750</b>  | 4.050 |
| 20   | 320 | Xan Weaver      | UIC-Men | 3.000 | 6.200 | .  | <b>9.200</b>  | 4.600 |

# Minnesota, UIC

## Event Results - Rings

Feb 2, 2019

Page: 1  
Printed: 2/2/2019 3:50 PM

Men / C  
Session: 1



| Rank | Num | Name            | Gym     | Diff  | Exec  | ND | Score         | Out    |
|------|-----|-----------------|---------|-------|-------|----|---------------|--------|
| 1    | 219 | Shane Wiskus    | Minn-M  | 5.000 | 8.700 | .  | <b>13.700</b> | 0.000  |
| 2    | 103 | Jake Brodarzon  | Iowa-M  | 5.100 | 8.550 | .  | <b>13.650</b> | 0.050  |
| 3*   | 215 | David Pochinka  | Minn-M  | 4.900 | 8.650 | .  | <b>13.550</b> | 0.150  |
| 3*   | 202 | Colton Dee      | Minn-M  | 4.900 | 8.650 | .  | <b>13.550</b> | 0.150  |
| 5    | 102 | Tyler Ball      | Iowa-M  | 4.600 | 8.850 | .  | <b>13.450</b> | 0.250  |
| 6    | 205 | Shaun Herzog    | Minn-M  | 4.700 | 8.700 | .  | <b>13.400</b> | 0.300  |
| 7    | 104 | Addison Chung   | Iowa-M  | 4.600 | 8.700 | .  | <b>13.300</b> | 0.400  |
| 8    | 118 | Brandon Wong    | Iowa-M  | 5.200 | 7.900 | .  | <b>13.100</b> | 0.600  |
| 9T   | 105 | Evan Davis      | Iowa-M  | 4.100 | 8.950 | .  | <b>13.050</b> | 0.650  |
| 9T   | 208 | Justin Karstadt | Minn-M  | 4.800 | 8.250 | .  | <b>13.050</b> | 0.650  |
| 11   | 109 | Bennet Huang    | Iowa-M  | 4.300 | 8.700 | .  | <b>13.000</b> | 0.700  |
| 12   | 304 | Wes Divenev     | UIC-Men | 5.300 | 7.300 | .  | <b>12.600</b> | 1.100  |
| 13   | 206 | Russell Johnson | Minn-M  | 4.300 | 8.200 | .  | <b>12.500</b> | 1.200  |
| 14   | 107 | Andrew Herrador | Iowa-M  | 4.500 | 7.750 | .  | <b>12.250</b> | 1.450  |
| 15   | 214 | Eric Nakamura   | Minn-M  | 4.100 | 8.100 | .  | <b>12.200</b> | 1.500  |
| 16   | 310 | Sam Montague    | UIC-Men | 4.100 | 7.950 | .  | <b>12.050</b> | 1.650  |
| 17   | 314 | Nick Smilev     | UIC-Men | 4.300 | 7.650 | .  | <b>11.950</b> | 1.750  |
| 18*  | 320 | Xan Weaver      | UIC-Men | 4.000 | 7.650 | .  | <b>11.650</b> | 2.050  |
| 18*  | 307 | Billv Hollis    | UIC-Men | 4.000 | 7.650 | .  | <b>11.650</b> | 2.050  |
| 20   | 303 | Paul Burney     | UIC-Men | 0.000 | 0.000 | .. | <b>0.000</b>  | 13.700 |

# Minnesota, UIC

## Event Results - Vault

Feb 2, 2019

Page: 1  
Printed: 2/2/2019 4:29 PM

Men / C  
Session: 1



| Rank | Num | Name             | Gym     | Diff  | Exec  | ND   | Score         | Out   |
|------|-----|------------------|---------|-------|-------|------|---------------|-------|
| 1    | 207 | Vitali Kan       | Minn-M  | 5.300 | 9.450 | .    | <b>14.750</b> | 0.000 |
| 2T   | 103 | Jake Brodarzon   | Towa-M  | 4.900 | 9.450 | 0.1  | <b>14.450</b> | 0.300 |
| 2T   | 203 | Ben Fyles        | Minn-M  | 5.200 | 9.250 | .    | <b>14.450</b> | 0.300 |
| 4    | 213 | Mike Moran       | Minn-M  | 5.200 | 9.200 | .    | <b>14.400</b> | 0.350 |
| 5    | 208 | Trustin Karstadt | Minn-M  | 4.800 | 9.300 | .    | <b>14.100</b> | 0.650 |
| 6    | 104 | Addison Chuina   | Towa-M  | 4.800 | 9.350 | -0.1 | <b>14.050</b> | 0.700 |
| 7*   | 109 | Bennet Huang     | Towa-M  | 4.800 | 9.150 | .    | <b>13.950</b> | 0.800 |
| 7*   | 105 | Evan Davis       | Towa-M  | 4.800 | 9.150 | .    | <b>13.950</b> | 0.800 |
| 7T   | 101 | Stewart Brown    | Towa-M  | 5.200 | 8.850 | -0.1 | <b>13.950</b> | 0.800 |
| 10   | 219 | Shane Wiskus     | Minn-M  | 4.800 | 9.000 | .    | <b>13.800</b> | 0.950 |
| 11   | 107 | Andrew Herrador  | Towa-M  | 4.800 | 8.950 | -0.3 | <b>13.450</b> | 1.300 |
| 12   | 305 | Sam Forbes       | UIC-Men | 4.100 | 9.250 | .    | <b>13.350</b> | 1.400 |
| 13T  | 313 | Colin Schwartz   | UIC-Men | 4.000 | 9.100 | .    | <b>13.100</b> | 1.650 |
| 13T  | 302 | Kaleb Booth      | UIC-Men | 4.800 | 8.400 | -0.1 | <b>13.100</b> | 1.650 |
| 13T  | 111 | Mitch Mandozzi   | Towa-M  | 4.800 | 8.300 | .    | <b>13.100</b> | 1.650 |
| 16   | 303 | Paul Burnev      | UIC-Men | 4.000 | 9.000 | .    | <b>13.000</b> | 1.750 |
| 17   | 205 | Shaun Herzog     | Minn-M  | 5.200 | 7.850 | -0.3 | <b>12.750</b> | 2.000 |
| 18   | 306 | Anthony Hardin   | UIC-Men | 4.000 | 8.500 | .    | <b>12.500</b> | 2.250 |
| 19   | 320 | Xan Weaver       | UIC-Men | 4.000 | 8.400 | .    | <b>12.400</b> | 2.350 |
| 20   | 310 | Sam Montague     | UIC-Men | 2.800 | 8.950 | -0.1 | <b>11.650</b> | 3.100 |

# Minnesota, UIC

## Event Results - P Bars

Feb 2, 2019

Page: 1  
Printed: 2/2/2019 4:30 PM

Men / C  
Session: 1



| Rank | Num | Name            | Gym     | Diff  | Exec  | ND | Score         | Out    |
|------|-----|-----------------|---------|-------|-------|----|---------------|--------|
| 1    | 219 | Shane Wiskus    | Minn-M  | 5.700 | 8.650 | .  | <b>14.350</b> | 0.000  |
| 2    | 215 | David Pochinka  | Minn-M  | 5.400 | 8.600 | .  | <b>14.000</b> | 0.350  |
| 3    | 101 | Stewart Brown   | Iowa-M  | 4.800 | 9.100 | .  | <b>13.900</b> | 0.450  |
| 4    | 111 | Mitch Mandozzi  | Iowa-M  | 4.500 | 9.250 | .  | <b>13.750</b> | 0.600  |
| 5    | 218 | Ben Winkel      | Minn-M  | 4.900 | 8.750 | .  | <b>13.650</b> | 0.700  |
| 6    | 205 | Shaun Herzon    | Minn-M  | 5.300 | 8.300 | .  | <b>13.600</b> | 0.750  |
| 7    | 211 | Timmv Kutvla    | Minn-M  | 5.000 | 8.500 | .  | <b>13.500</b> | 0.850  |
| 8    | 103 | Take Brodarzon  | Iowa-M  | 4.900 | 8.500 | .  | <b>13.400</b> | 0.950  |
| 9    | 116 | Rogelin Vazquez | Iowa-M  | 4.700 | 8.600 | .  | <b>13.300</b> | 1.050  |
| 10   | 208 | Justin Karstadt | Minn-M  | 4.900 | 8.150 | .  | <b>13.050</b> | 1.300  |
| 11*  | 112 | Nick Merriman   | Iowa-M  | 3.900 | 9.100 | .  | <b>13.000</b> | 1.350  |
| 11*  | 107 | Andrew Herrador | Iowa-M  | 3.900 | 9.100 | .  | <b>13.000</b> | 1.350  |
| 13   | 109 | Bennet Huang    | Iowa-M  | 4.800 | 7.900 | .  | <b>12.700</b> | 1.650  |
| 14   | 301 | Fric Barnd      | UIC-Men | 3.500 | 8.700 | .  | <b>12.200</b> | 2.150  |
| 15   | 313 | Colin Schwartz  | UIC-Men | 3.200 | 8.650 | .  | <b>11.850</b> | 2.500  |
| 16   | 320 | Xan Weaver      | UIC-Men | 3.700 | 8.100 | .  | <b>11.800</b> | 2.550  |
| 17   | 303 | Paul Burnev     | UIC-Men | 3.700 | 7.650 | .  | <b>11.350</b> | 3.000  |
| 18   | 314 | Nick Smilev     | UIC-Men | 4.000 | 6.450 | .  | <b>10.450</b> | 3.900  |
| 19   | 310 | Sam Montague    | UIC-Men | 4.200 | 5.800 | .  | <b>10.000</b> | 4.350  |
| 20   | 105 | Evan Davis      | Iowa-M  |       |       |    |               | 14.350 |

# Minnesota, UIC

## Event Results - H Bar

Feb 2, 2019

Page: 1  
Printed: 2/2/2019 4:29 PM

Men / C  
Session: 1



| Rank | Num | Name             | Gym     | Diff  | Exec  | ND | Score         | Out    |
|------|-----|------------------|---------|-------|-------|----|---------------|--------|
| 1    | 219 | Shane Wiskus     | Minn-M  | 5.100 | 8.450 | .  | <b>13.550</b> | 0.000  |
| 2    | 116 | Rogelio Vazquez  | Iowa-M  | 4.600 | 8.900 | .  | <b>13.500</b> | 0.050  |
| 3    | 107 | Andrew Herrador  | Iowa-M  | 5.000 | 8.300 | .  | <b>13.300</b> | 0.250  |
| 4T   | 109 | Bennet Huang     | Iowa-M  | 4.300 | 8.850 | .  | <b>13.150</b> | 0.400  |
| 4T   | 208 | Trustin Karstadt | Minn-M  | 4.500 | 8.650 | .  | <b>13.150</b> | 0.400  |
| 4T   | 111 | Mitch Mandozzi   | Iowa-M  | 4.800 | 8.350 | .  | <b>13.150</b> | 0.400  |
| 4T   | 211 | Timmv Kutvla     | Minn-M  | 4.900 | 8.250 | .  | <b>13.150</b> | 0.400  |
| 8    | 204 | Michael Harris   | Minn-M  | 4.900 | 8.100 | .  | <b>13.000</b> | 0.550  |
| 9    | 105 | Evan Davis       | Iowa-M  | 4.600 | 8.350 | .  | <b>12.950</b> | 0.600  |
| 10   | 310 | Sam Montague     | UIC-Men | 4.100 | 8.300 | .  | <b>12.400</b> | 1.150  |
| 11   | 114 | Kulani Taylor    | Iowa-M  | 4.100 | 8.150 | .  | <b>12.250</b> | 1.300  |
| 12   | 215 | David Pochinka   | Minn-M  | 4.500 | 7.550 | .  | <b>12.050</b> | 1.500  |
| 13   | 205 | Shaun Herzog     | Minn-M  | 4.700 | 7.300 | .  | <b>12.000</b> | 1.550  |
| 14   | 103 | Jake Brodarzon   | Iowa-M  | 3.900 | 7.950 | .  | <b>11.850</b> | 1.700  |
| 15   | 311 | Sam Norwood      | UIC-Men | 3.600 | 7.900 | .  | <b>11.500</b> | 2.050  |
| 16   | 220 | Danny Yoon       | Minn-M  | 4.400 | 7.000 | .  | <b>11.400</b> | 2.150  |
| 17   | 314 | Nick Smilev      | UIC-Men | 3.700 | 7.400 | .  | <b>11.100</b> | 2.450  |
| 18   | 308 | James Marden     | UIC-Men | 3.000 | 7.800 | .  | <b>10.800</b> | 2.750  |
| 19   | 320 | Xan Weaver       | UIC-Men | 3.900 | 6.500 | .  | <b>10.400</b> | 3.150  |
| 20   | 303 | Paul Burnev      | UIC-Men | 3.900 | 5.900 | .  | <b>9.800</b>  | 3.750  |
| 21*  | 306 | Anthony Hardin   | UIC-Men | .     | .     | .  | .             | 13.550 |
| 21*  | 305 | Sam Forbes       | UIC-Men | .     | .     | .  | .             | 13.550 |









# Minnesota, UIC

## Event Results - AA

Feb 2, 2019

Page: 1  
Printed: 2/2/2019 4:30 PM

Men / C  
Session: 1

| Rank | Num | Name            | Gym     |  |  |  |  |  |  | AA     |
|------|-----|-----------------|---------|---|---|---|---|---|---|--------|
| 1    | 219 | Shane Wiskus    | Minn-M  | 14.200  | 12.800  | 13.700  | 13.800  | 14.350  | 13.550  | 82.400 |
| 2    | 109 | Bennet Huang    | Iowa-M  | 13.950  | 13.500  | 13.000  | 13.950  | 12.700  | 13.150  | 80.250 |
| 3    | 107 | Andrew Herrador | Iowa-M  | 13.400  | 12.650  | 12.250  | 13.450  | 13.000  | 13.300  | 78.050 |
| 4    | 103 | Jake Brodarzon  | Iowa-M  | 13.500  | 9.750   | 13.650  | 14.450  | 13.400  | 11.850  | 76.600 |
| 5    | 310 | Sam Montague    | UIC-Men | 12.450  | 11.350  | 12.050  | 11.650  | 10.000  | 12.400  | 69.900 |
| 6    | 320 | Xan Weaver      | UIC-Men | 10.750  | 9.200   | 11.650  | 12.400  | 11.800  | 10.400  | 66.200 |
| 7    | 105 | Evan Davis      | Iowa-M  | 12.100  | 12.900  | 13.050  | 13.950  |   | 12.950  | 64.950 |







# Minnesota, UIC

## Team Results

Feb 2, 2019

Page: 1  
Printed: 2/2/2019 4:33 PM

Men / C  
Session: 1

| Rank | Gym      | Team | Score  |  |  |  |  |  |  |
|------|----------|------|--------|---|--|---|---|---|---|
| 1    | Minn-M   | MTN  | 406.40 | 69.250<br>1   | 64.400<br>2  | 67.250<br>1   | 71.500<br>1   | 69.100<br>1   | 64.900<br>2   |
| 2    | Iowa-M   | TOW  | 401.60 | 66.900<br>2   | 64.900<br>1  | 66.550<br>2   | 69.850<br>2   | 67.350<br>2   | 66.050<br>1   |
| 3    | IITC-Men | IITC | 355.75 | 60.500<br>3   | 56.450<br>3  | 59.900<br>3   | 65.050<br>3   | 57.650<br>3   | 56.200<br>3   |