



IOWA HAWKEYES

BASEBALL

ESTABLISHED 1890 | 8 BIG TEN CHAMPIONSHIPS | 5 NCAA REGIONAL APPEARANCES | 1 COLLEGE WORLD SERIES APPEARANCE | 19 ALL-AMERICANS

2018 SCHEDULE

Date	Opponent	Time
Feb. 16	\$ vs. Toledo	W, 4-3
Feb. 17	\$ vs. Oakland	W, 8-6
Feb. 18	\$ vs. Old Dominion	W, 4-1
Feb. 23	! vs. Virginia Tech	W, 2-1 (10)
Feb. 24	! vs. Ball State	L, 6-14
Feb. 25	! at New Orleans	W, 8-2
Feb. 27	Cornell College	W, 15-1
March 2	at UAB	W, 4-1
March 3	at UAB	W, 11-3
March 4	at UAB	L, 0-4
March 6	Maryville (Mo.)	Cancelled
March 9	at #23 UNLV	L, 0-4
March 10	at #23 UNLV	L, 2-11
March 11	at #23 UNLV	L, 3-13
March 14	% vs. Missouri State	L, 3-8
March 16	Evansville (BTN Plus)	W, 10-3
March 17	Evansville (BTN Plus)	W, 8-3
March 18	Evansville (BTN Plus)	W, 4-3
March 20	Saint Louis (BTN Plus)	L, 6-7
March 22	Loras College	W, 6-4
March 23	* #11 Indiana (BTN Plus)	L, 2-4
March 23	* #11 Indiana (BTN Plus)	W, 5-1
March 25	* #11 Indiana (BTN Plus)	Cancelled
March 28	Bradley (BTN Plus)	W, 13-9
March 30	* at #22 Illinois (BTN Plus)	W, 8-5
March 31	* at #22 Illinois (BTN Plus)	L, 12-13
April 1	* at #22 Illinois (BTN Plus)	W, 4-2
April 4	Grand View (BTN Plus)	W, 4-2
April 7	* Ohio State (BTN Plus)	1:05 p.m.
April 7	* Ohio State (BTN Plus)	4:30 p.m.
April 8/9	* Ohio State (BTN Plus)	TBA
April 10	at Bradley	7 p.m.
April 13	* at Nebraska (BTN Plus)	6:35 p.m.
April 14	* at Nebraska (TBA)	6:05 p.m.
April 15	* at Nebraska (ESPN)	1:05 p.m.
April 17	Northern Illinois	6:05 p.m.
April 20	* at Minnesota (BTN Plus)	6:30 p.m.
April 21	* at Minnesota (BTN Plus)	2 p.m.
April 22	* at Minnesota (BTN Plus)	1 p.m.
April 25	Milwaukee (BTN Plus)	6 p.m.
April 27	* Michigan (BTN Plus)	6:05 p.m.
April 28	* Michigan (BTN Plus)	2:05 p.m.
April 29	* Michigan (BTN Plus)	1:05 p.m.
May 1	Western Illinois (BTN Plus)	6:05 p.m.
May 4	Oklahoma State (BTN Plus)	6:05 p.m.
May 5	Oklahoma State (BTN Plus)	2:05 p.m.
May 6	Oklahoma State (BTN Plus)	1:05 p.m.
May 11	* at Northwestern (BTN Plus)	3:30 p.m.
May 12	* at Northwestern (BTN Plus)	2 p.m.
May 13	* at Northwestern (BTN Plus)	2 p.m.
May 15	at Western Illinois	4 p.m.
May 17	* Penn State (BTN Plus)	6:05 p.m.
May 18	* Penn State (BTN Plus)	6:05 p.m.
May 19	* Penn State (ESPN)	6:30 p.m.
May 22-27	@ at Big Ten Tournament	TBA

All times Central and subject to change | \$ Diamond 9 Sunshine State Classic Series (Kissimmee, Fla.) | ! Allstate Sugar Bowl Baseball Classic (New Orleans, La.) | * Big Ten Conference contest | @ Big Ten Tournament (Omaha, Neb.) | | Big Ten Network (BTN) | BTN Plus on BTN2Go (BTN Plus) | Hawkeye All-Access (HAA)



IOWA HAWKEYES (17-9, 3-2)

HEAD COACH | RICK HELLER (5TH SEASON) | CAREER RECORD: 847-662-4



OHIO STATE BUCKEYES (19-8, 2-1)

HEAD COACH | GREG BEALS (8TH SEASON) | CAREER RECORD: 487-389-1

LEADING OFF

- The Hawkeyes are 9-3 over their past 12 games with three straight series victories. Iowa, who is receiving votes in the NCBWA rankings, has won five straight Big Ten series dating back to last season.
- Iowa picked up its second and third ranked victories in the road series win at No. 22 Illinois. The Hawkeyes also defeated No. 11 Indiana on March 23 in Iowa City. Iowa is 3-5 against ranked foes this season.
- Iowa is 8-2 at Duane Banks Field this season, running its record to 60-16 at home since the start of the 2015 season. The Hawkeyes have won six of their last seven home series.
- The Hawkeyes' road series win in Champaign was its first over a ranked opponent since the 2015 season (at No. 18 Maryland).
- Iowa has used the same starting weekend rotation in each of the first seven weeks of the season. The trio of Nick Allgeyer, Brady Schanuel, and Cole McDonald are a combined 9-6 with a 3.23 ERA with 100 strikeouts in 105 2/3 innings.
- The Hawkeyes rank in the top five in the Big Ten in hits (236), triples (6), home runs (18), slugging percentage (.392), on-base percentage (.376), and walks (124).
- Iowa's pitching staff is leading the Big Ten in strikeouts (237) and strikeouts looking (70) and have the fifth-best batting average against (.249). Defensively, Iowa has a league-best 25 double plays and ranks fourth with a .972 team fielding percentage.
- How big is it to have Chris Whelan back in the Iowa lineup? In just 12 games, the junior is fourth on the team in runs, tied for fourth in hits, and tied for sixth in total bases. He is hitting .373 with five multi-hit games and just two strikeouts in 51 at-bats.
- Senior Tyler Cropley is currently riding a career-best 10-game hitting streak where he's hitting .459 (17-37) with seven doubles, two home runs, 11 runs, and 10 RBIs. The catcher has reached safely in a career-best 14 straight games.
- Sophomore Kyle Crowl has reached base safely in a career-best 14 straight games. He is hitting .320 with 11 RBIs and nine runs scored during the stretch.
- The Hawkeyes have hit 14 home runs over their 13 games. Iowa hit four home runs over the first 13 contests.
- Iowa has won 140 games over the past four seasons under head coach Rick Heller -- the best four-year stretch in school history. The Hawkeyes have advanced to NCAA Regional play in two of the last three seasons.

PITCHING PROBABLES

Game 1	Game 2	Game 3
Iowa: LHP Nick Allgeyer (3-2, 2.45 ERA) OSU: LHP Connor Curllis (4-1, 3.51 ERA)	Iowa: RHP Brady Schanuel (4-3, 4.06 ERA) OSU: RHP Ryan Feltner (3-1, 5.18 ERA)	Iowa: RHP Cole McDonald (2-1, 3.52 ERA) OSU: RHP Adam Niemyer (2-2, 5.85 ERA)

MULTIMEDIA GAME INFORMATION

LIVE STREAMING/TV	RADIO	LIVE STATISTICS
BTN Plus (\$) - All Weekend	Hawkeye Radio Network: Zach Mackey (PBP) (KMJM-AM 1360, 107.5 FM WDBQ, AM-800 KXIC, Hawkeye All-Access)	hawkeyesports.com





HEAD COACH RICK HELLER
5TH SEASON | IOWA'S 3RD BASE COACH

OVERALL RECORD

- 847-663-4 (31st season)
- At Iowa: 157-98-0 (5th season)
- Signed a seven-year contract extension in 2017, keeping him in Iowa City through 2024
- Coaches third base on game days

COACHING EXPERIENCE

- University of Iowa | 2014-present
- Indiana State | 2010-13
- Northern Iowa | 2000-09
- Upper Iowa | 1988-1999

EDUCATION

Upper Iowa, 1986

IOWA COACHING HIGHLIGHTS

- Two NCAA Regional appearances in three seasons (2015, 2017)
- Led Iowa to first NCAA Tournament victory since 1972
- 2017 Big Ten Tournament champions -- first in school history
- Led USA Team to a silver medal at the 2017 World University Games -- USA's first medal in Universiade history
- Four straight 30-win seasons... 140 victories in four years, the best four-year stretch in school history
- Coached five All-Americans and 18 All-Big-Ten selections in four seasons
- Coached 15 Major League Baseball Draft picks in four seasons -- the most in a four-year stretch all-time

HELLER'S YEAR-BY-YEAR RECORD

Year	School	Record	Pct.	2004	No. Iowa	25-31	.446
1988	Upper IA	7-30	.189	2005	No. Iowa	26-28	.481
1989	Upper IA	10-23	.303	2006	No. Iowa	28-27	.509
1990	Upper IA	19-17	.527	2007	No. Iowa	23-28	.450
1991	Upper IA	22-13	.629	2008	No. Iowa	30-24	.556
1992	Upper IA	23-16	.590	2009	No. Iowa	23-26	.469
1993	Upper IA	21-15-1	.581	2010	Ind. State	35-19	.648
1994	Upper IA	21-18-1	.538	2011	Ind. State	29-28	.509
1995	Upper IA	31-13	.705	2012	Ind. State	41-19	.683
1996	Upper IA	37-14	.725	2013	Ind. State	26-25	.510
1997	Upper IA	30-14	.682	2014	Iowa	30-23	.566
1998	Upper IA	38-8	.826	2015	Iowa	41-18	.695
1999	Upper IA	30-15-1	.663	2016	Iowa	30-26	.536
2000	No. Iowa	23-33	.411	2017	Iowa	39-22	.639
2001	No. Iowa	35-28	.556	2018	Iowa	17-9	.654
2002	No. Iowa	30-25-1	.545	Totals			847-663-4
2003	No. Iowa	27-28	.491				

ABOUT HEAD COACH RICK HELLER

Rick Heller has turned the University of Iowa baseball program into a perennial Big Ten Conference and NCAA contender in his first four seasons as the Hawkeyes' head coach.

Heller has injected new life into the Iowa program, leading the Hawkeyes to the best four-year stretch in program history, winning 140 games, advancing to two NCAA Regionals, and claiming the first Big Ten Tournament title in program history. It was Iowa's first conference title since winning the regular season crown in 1990.

Under Heller's watch, Iowa has advanced to the postseason in four consecutive years for the first time in program history, he has coached five All-Americans and at least one first-team All-Big Ten selection each season, and Iowa has had 15 Major League Baseball Draft picks in four seasons -- the most in a four-year stretch all-time.

Heller has also given the Hawkeyes an international flavor, taking the team to the Dominican Republic in 2016 and Taipei, Taiwan, as the United States representative at the 2017 World University Games. Heller led USA to a silver medal, as the team became the first American squad to medal in Universiade history.

The Eldon, Iowa, native became the 20th head coach in program history in 2013 -- his fourth stop as a collegiate head coach. He has enjoyed stints at Iowa (2014-present), Indiana State (2009-13), Northern Iowa (1999-2009), and Upper Iowa (1987-99), leading all four schools to NCAA postseason play. He is one of nine coaches all-time and one of five active coaches to lead three different Division I programs to NCAA Regional play.

Heller guided Iowa to an at-large berth into NCAA Regional play in 2015 -- a first for the program since 1990 -- and the team posted the school's first NCAA Tournament win since 1972. It wasn't a fluke; in the two seasons since, Iowa was runner-up at the 2016




MARTY SUTHERLAND

- Associate Head Coach
- Recruiting Coordinator
- 5th Season
- Alma Mater: Northern Iowa, 2002



DESI DRUSCHEL

- Assistant Coach
- Pitching Coach
- 4th Season (1st as Pitching Coach)
- Alma Mater: Mount Mercy, 1998



SEAN MOORE

- Volunteer Assistant Coach
- Hitting Coach
- 2nd Season
- Alma Mater: University of Iowa, 2015
- Coaches first base on game days



NIC UNGS

- Director, Baseball Operations
- 1st Season
- Alma Mater: Northern Iowa, 2001

Big Ten Tournament before claiming the program's first tournament title in 2017 to lock up the school's second NCAA Regional appearance in three seasons.

Iowa made just three NCAA Tournament appearances in its history prior to Heller's arrival.

Heller led Indiana State to its first outright Missouri Valley Conference title in 2012, and Northern Iowa to the MVC title and into the NCAA Tournament in 2001, the first and only regional appearance for the Panthers as a Division I program.

On the recruiting trail, Heller has turned the Hawkeyes into a major player on the national recruiting scene by keeping the best in-state players at home. Iowa had the top-rated class in the Big Ten -- and 18th-best nationally -- in 2015, and the 2016 class was ranked third in the league.

In 30 seasons as a head coach, Heller owns a career record of 830-654-4. He is one of two Iowa head coaches to lead the program to the NCAA Tournament.



THIS WEEK

The University of Iowa baseball team will host Ohio State for a three-game series Saturday through Monday at Duane Banks Field. The series schedule was altered due to the projected cold temperatures Friday.

The two teams will play a Saturday doubleheader beginning at 1:05 p.m. (CT). Game three is TBA on Sunday or Monday depending on the weekend weather.

FOLLOW ALONG

- All three games will be available on BTN Plus on BTN2Go. It is a paid subscription service.
- All Iowa games will also be available via the Hawk-eye Radio Network with Zach Mackey on the call. The games can be heard on Hawkeye All-Access and on select stations across the state.

April 7: WDBQ-FM 107.5 Dubuque, KDEC-AM 1240 Decorah, KMJM-AM 1360 Cedar Rapids, KKFD-FM 95.9 Fairfield

April 8: WDBQ-FM 107.5 Dubuque, KMJM-AM 1360 Cedar Rapids, KKFD-FM 95.9 Fairfield

April 9: WDBQ-FM 107.5 Dubuque, KDEC-AM 1240 Decorah, KMJM-AM 1360 Cedar Rapids, KKFD-FM 95.9 Fairfield

QUICK HITTERS

- The Hawkeyes are coming off a 4-2 victory over Grand View on Wednesday in Iowa City. Iowa's pitchers struck out 13 in the victory, which were tied for the team season-high.
- Iowa put up seven runs in the top of the ninth in its 13-12 game two loss at No. 22 Illinois. The seven-run inning matched a season-best inning. The Hawkeyes scored seven in the first in a 15-1 victory over Cornell College on Feb. 27 in Iowa City.
- Iowa is 5-1 against left-handed starters this season and 12-8 against righties.
- The Hawkeyes are 16-5 when scoring three or more runs this season.
- Iowa's 5-1 victory over No. 11 Indiana was the highest ranked opponent the Hawkeyes have defeated since 2008 (No. 8 Vanderbilt).
- Iowa had a season-high 15 hits in its 13-9 victory over Bradley on March 28. Iowa's top three guys in the order -- Chris Whelan, Robert Neustrom, and Tyler Cropley -- were 10-of-15 with seven runs and seven RBIs.
- Iowa is 7-3 in games decided by two runs or less this season.
- The Hawkeyes were crowned the team champions at the All-State Sugar Bowl Baseball Classic on Feb. 25 in New Orleans. Iowa and New Orleans both posted 2-1 records, but the Hawkeyes won the head-to-head meeting.
- The Hawkeyes return two All-Big Ten selections -- Neustrom and Tyler Cropley -- and Collegiate Baseball Freshman All-Americans Kyle Shimp and Ben Norman.
- Iowa was ranked 44th in the College Sports Madness preseason rankings. The Hawkeyes were also receiving votes in the USBWA preseason rankings.

ABOUT OHIO STATE

- The Buckeyes bring a 19-8 overall record into Iowa City with the 19 victories being tied with Indiana for the Big Ten lead. They are receiving votes in the NCBWA rankings.
- Ohio State opened Big Ten play by taking two of three games from Nebraska last weekend in Columbus. The Buckeyes are 3-1 in true road games and are 2-3 in games against ranked opponents with wins over No. 16 Southern Miss (W, 9-6) and at No. 21 Coastal Carolina (W, 7-5).
- The Buckeyes lead the Big Ten with a .309 batting average and they average 7.9 runs per game. Ohio State also leads the league in on-base percentage (.399), runs (212), hits (297), total bases (434), and RBIs (196), while ranking second in slugging (.452), and home runs (24).
- Five Buckeyes hit over .333 with Noah McGowan leading the team with a .411 average -- second-best in the Big Ten -- with 12 doubles, one triple, and six home runs. Seven different Ohio State players have 10 or more RBIs.
- Ohio State's pitching staff boasts a 4.12 ERA with 221 strikeouts against 88 walks over 242 1/3 innings. Reliever Seth Kinker is 4-1 with a 1.82 ERA with six saves.
- Iowa will face LHP Connor Curlis (4-1, 3.51 ERA) on Saturday, RHP Ryan Feltner (3-1, 5.18 ERA) on Sunday, and RHP Adam Niemeyer (2-2, 5.85 ERA) on Monday.

SERIES RESULTS

- Ohio State leads the all-time series, 75-54-1. The two teams have split the past two regular-season series with the Hawkeyes winning two of three games in 2017 in Iowa City, and the Buckeyes winning two of three in 2016 in Columbus.
- The two teams also split two meetings at the 2016 Big Ten Tournament in Omaha with the Buckeyes winning the title with an 8-7 victory.

LAST SEASON'S SERIES

- Robert Neustrom's 446-foot, two-run home run over the batter's eye gave Iowa a 11-10 walk-off victory over Ohio State to clinch the series win and Big Ten Tournament berth. The Hawkeyes rallied from a 9-2 sixth-inning deficit and Ohio State took a 10-9 lead in the ninth.
- Connor Curlis earned the win for Ohio State in game two, allowing four runs (one earned) on six hits over six innings. Iowa roughed up Adam Niemeyer in the finale as he suffered the loss, allowing six runs on six hits in one inning of relief.
- Chris Whelan hit .467 (7-of-15) during the three-game series.

RPI UPDATE

Iowa is 40th in the latest RPI report by D1Baseball.com. The Hawkeyes are the second-highest ranked team in the Big Ten behind Indiana. Iowa has three wins against top 50 RPI teams and four against the top 100.

TEAM COMPARISON

Below is a look at how Iowa stacks up against this week's opponent in overall statistics.

	IOWA	OSU
Overall Record	16-9	19-8
Home/Away/Neutral	8-2/5-5/4-2	8-2/3-1/8-5
Conference Record	3-2	2-1
vs. Top 25	3-5	2-3
Last 10 games	7-3	8-2
<hr/>		
Batting Avg.	.273	.309
Runs	152	212
Hits	236	297
2B-3B-HR	37-6-18	53-6-24
RBIs	137	196
<hr/>		
ERA	4.17	4.12
Innings	229.0	242.1
Hits	216	262
Runs-Earned	128-106	151-111
BB-K	118-237	88-221
<hr/>		
Fielding Pct.	.972	.955
Errors	27	46
Double Plays	25	24

2018 B1G STANDINGS (As of 4/4)

Team	B1G	Pct.	Overall	Pct.
Michigan	3-0	1.000	16-11	.593
Purdue	3-0	1.000	14-10	.583
Illinois	4-2	.667	17-7	.708
Rutgers	4-2	.667	15-10	.600
Ohio State	2-1	.667	19-8	.704
Minnesota	2-1	.667	18-10	.643
Maryland	2-1	.667	14-15	.483
Iowa	3-2	.600	17-9	.654
Indiana	1-1	.500	19-5	.792
Nebraska	2-4	.333	14-14	.500
Northwestern	1-5	.167	8-14	.364
Penn State	1-5	.167	7-15	.318
Michigan State	1-5	.167	7-19	.269

April 6-8

La Salle at Rutgers
Nebraska at Michigan State
Michigan at Northwestern
Penn State at Minnesota
Purdue at Indiana
Illinois at Maryland

April 7-9

Ohio State at Iowa

April 10

West Virginia at Penn State
Maryland at James Madison
Notre Dame at Michigan State
North Dakota State at Minnesota
Ball State at Purdue
Indiana State at Indiana

Ohio at Ohio State
Illinois State at Illinois
Nebraska at Kansas State
Iowa at Bradley

April 11

Lafayette at Rutgers
Binghamton at Penn State
Northwestern at Notre Dame

April 12-14

Valparaiso at Michigan State

April 14-16

Northwestern at Indiana
Maryland at Michigan
Ohio State at Penn State
Minnesota at Purdue
Iowa at Nebraska
Rutgers at Illinois



UNIVERSITY QUICK FACTS

Location: _____ Iowa City, Iowa
Enrollment: _____ 33,564
Founded: _____ 1847
Nickname: _____ Hawkeyes
Colors _____ Black and Gold
Conference: _____ Big Ten
National Affiliation _____ NCAA, Division I
President: _____ Bruce Harreld
Director of Athletics: _____ Gary A. Barta
Baseball Secretary: _____ Kendra Wieditz
Baseball Office _____ 232 Carver-Hawkeye Arena
_____ Iowa City, Iowa 52242
_____ (319) 335-9389

BASEBALL INFORMATION

Head Coach _____ Rick Heller/5th season
Alma Mater/Year _____ Upper Iowa/1986
Associate Head Coach/RC _____ Marty Sutherland/5th season
Alma Mater/Year _____ Northern Iowa/2002
Pitching Coach _____ Desi Druschel/1st season
Alma Mater/Year _____ Mount Mercy/1998
Volunteer Assistant Coach (Hitting Coach) _____ Sean Moore/2nd Season
Alma Mater/Year _____ University of Iowa/2015
Director of Baseball Operations _____ Nic Ungs
Alma Mater/Year _____ Northern Iowa/2001

2018 TEAM INFORMATION

2016 Record _____ 39-22
Home _____ 19-4
Away _____ 10-13
Neutral _____ 10-5
Big Ten Record/Finish _____ 15-9/t4th
Postseason _____ NCAA Regionals

2018 OUTLOOK

Letterwinners Returning/Lost _____ 17/12
Starters Returning/Lost _____ 6 + DH/2
Pitchers Returning/Lost _____ 7/8
Newcomers _____ 12

STADIUM INFORMATION

Home Facility _____ Duane Banks Field
Capacity _____ 3,000
Opened _____ 1974
Dimensions _____ 329-373-395-373-329
Surface _____ AstroTurf

MEDIA INFORMATION

Associate SID/Baseball Contact _____ James Allan
Email _____ james-allan@uiowa.edu
Cell Phone _____ (319) 530-5792
Secondary Contact _____ Alex Snyder
Email _____ alex-snyder@uiowa.edu
Cell Phone _____ (563) 554-0852
Athletic Communications Phone _____ (319) 335-9411
Athletic Communications Fax _____ (319) 335-9417
Press Box Phone _____ (319) 335-9520
Website _____ hawkeyesports.com
Twitter _____ @UIBaseball
Facebook: _____ facebook.com/iowabaseball
Instagram: _____ UIBaseball

BTG SUCCESS

Iowa has won 18 of 25 (72 percent) of its Big Ten Conference series dating back to the 2015 season. The Hawkeyes have won five straight league series heading into this weekend against Ohio State.

PLUG AND PLAY

Redshirt junior Chris Whelan has been instant offense for the Hawkeyes since making his season debut on March 17 against Evansville. The Illinois native missed the first month (14 games) recovering from Tommy John surgery.

- Whelan has hit safely in 11-of-12 games and has five multi-hit contests. He is hitting .373 (19-of-51) with 15 runs, six walks, and a .448 on-base percentage as Iowa's leadoff hitter.
- Whelan had a career-high four hits, finishing 4-for-5 with a career-best four runs in Iowa's 13-9 come-from-behind victory over Bradley on March 28.
- In 12 games, Whelan is already fourth on the team in runs, tied for fourth in hits, and tied for sixth in total bases

SCHANUEL EARNS BIG TEN HONOR

Junior Brady Schanuel was named the Big Ten Co-Pitcher of the Week on March 26 after tossing seven shutout innings in a win over No. 11 Indiana. It was his first career honor. Schanuel struck out a career-high 11 and retired the final 10 Hoosiers he faced.

- The 11 strikeouts are the most by a Hawkeye since 2004 (Nathan Johnson - 14 - at Indiana).

CROP SIZZLES

Senior Tyler Cropley has hit safely in a career-best 10 consecutive games where he has posted five multi-hit contests. The McCook Lake, South Dakota, native is hitting .459 (17-of-37) with seven extra base hits (seven doubles, two home runs), 10 RBIs, and 11 runs scored during the stretch.

- Cropley hit a walk-off grand slam to give Iowa a 13-9 victory over Bradley on March 28. He finished with a career-high five RBIs in the game. The walk-off homer was the first of Cropley's baseball career and it was his second grand slam as a Hawkeye, ironically both coming against the Braves.
- Cropley is currently hitting .517 (15-of-29) with runners in scoring position.
- Cropley ranks in the top seven in the Big Ten in seven

BTG OVERALL STATS (As of 4/4)

Batting Average

1.	Ohio State	.309
2.	Minnesota	.298
3.	Indiana	.285
7.	IOWA	.273

ERA

1.	Indiana	2.66
2.	Purdue	3.50
3.	Michigan	3.70
6.	IOWA	4.17

Fielding Percentage

1.	Illinois	.983
2.	Minnesota	.977
3.	Maryland	.973
4.	IOWA	.972

different offensive categories this season. He is tied for third with 10 doubles, fourth in on-base percentage (.466), eighth in slugging percentage (.553), ninth in slugging percentage (.553), tied for ninth in walks (16), tied for 11th in RBIs (24), and 13th in hits (33).

- Cropley is second on the team with nine multi-hit games (seven 2-hit, two 3-hit) and he has a team-best six multi-RBI games.
- Cropley is on the Johnny Bench Award Watch List. The honor is given to the top catcher in Division I baseball.

CROWL STEADY AT SHORT

Sophomore Kyle Crowl has reached safely in 14 straight games dating back to March 11. It is a career-long streak.

- Crowl has hit safely in 10 of the last 12 games, which includes hitting .500 and driving in six runs in the three-game sweep of Evansville.
- He went 2-for-4 with a two-run double and two-run triple en route to a career-high four RBIs in the game two victory before going 2-for-4 with a home run and two RBIs to complete the weekend sweep.
- Crowl is second on the team with four home runs this season.

COMEBACK KIDS

The Hawkeyes have posted eight come-from-behind victories in 2018, which includes four walk-off victories.

- Iowa trailed 9-8 through 7 1/2 innings before rallying for a 13-9 win. Lorenzo Elion's pinch-hit RBI single tied the game in the eighth before Iowa posted its fourth walk-off win in the ninth courtesy of a Tyler Cropley grand slam.
- The Hawkeyes trailed 4-1 through 7 1/2 innings before Matt Hoeg tied the game with a two-out, three-run double in the eighth. Iowa then posted its third walk-off victory of the season when Austin Guzzo connected on a two-run home run to right field, giving the team a 6-4 win.
- Ben Norman had the game-winning RBI single in the ninth, sending the Hawkeyes to a 4-3 win over Toledo in the season opener. Norman also reached via error in the win over Virginia Tech, allowing the go-ahead run to score in the 2-1 walk-off victory.
- Iowa has overcome deficits to win 26 games since the start of the 2017 season and posted eight walk-off victories.

BTG-ONLY OVERALL STATS (4/1)

Batting Average

1.	Ohio State	.400
2.	Michigan	.283
3.	IOWA	.278

ERA

1.	Purdue	1.33
2.	Michigan	1.33
3.	Minnesota	2.77
9.	IOWA	4.70

Fielding Percentage

1.	Northwestern	1.000
2.	Maryland	.992
3.	Rutgers	.987
7.	IOWA	.978



2018 WEEKEND IN STATS

SERIES	W-L	AVG	BATTING								PITCHING						FIELDING		
			R	H	2B	3B	HR	RBI	BB-SO	SB-A	ERA	IP	H	R-ER	BB-SO	BAA	PO-A	E	FLD%
at Diamond 9	3-0	.301	16	31	4	0	2	16	13-24	6-6	2.00	27.0	25	10-6	21-28	.253	81-28	4	.965
at Sugar Bowl Classic	2-1	.245	16	26	2	0	2	12	18-35	4-5	4.33	27.0	23	17-13	9-30	.223	81-27	5	.956
at UAB	2-1	.232	15	22	3	2	0	11	15-28	3-4	2.42	26.0	22	8-7	8-26	.234	78-29	2	.982
at UNLV	0-3	.189	5	18	3	0	0	5	7-19	0-0	8.62	24.0	36	28-23	13-20	.350	72-22	4	.959
Evansville	3-0	.340	22	33	7	1	3	21	13-20	1-1	2.33	27.0	18	9-7	13-24	.182	81-32	4	.966
Indiana	1-1	.234	7	15	3	1	3	7	7-15	0-0	2.50	18.0	13	5-5	10-20	.210	54-20	0	1.000
at Illinois	2-1	.305	24	32	5	1	2	23	18-17	4-7	6.23	26.0	32	20-18	15-25	.308	78-28	4	.964
Ohio State																			
at Nebraska																			
at Minnesota																			
Michigan																			
Oklahoma State																			
at Northwestern																			
Penn State																			
Midweek	4-2	.292	47	59	10	1	6	89	33-49	3-7	4.50	4-2	47	31-27	29-64	.233	162-57	4	.982

• Sixteen of those victories have come with Iowa trailing or being tied entering or through seven innings and 13 have come in the final at-bat.

BANKS MAGIC

- Iowa finished 19-4 at home during the 2017 season, running its record to 60-16 at Banks Field since the start of the 2015 season. The 19 wins were the most by the team since winning 1989 (19-2).
- The Hawkeyes are 8-2 at home this season.
- Iowa has 12 walk-off victories at Duane Banks Field since the start of 2015.

ON THE OFFENSE

- The Hawkeyes have had 10 or more hits in 12 games this season. Iowa had a season-high 15 hits against Bradley -- a 13-9 win -- on March 28.
- Iowa scored a season-high 15 runs in the midweek victory over Cornell College on Feb. 27. The Hawkeyes have five games with 10 or more runs.
- The Hawkeyes have had 10 or more hits in four of their last five games with nine doubles, one triple, and four home runs.

STARTING & FINISHING

- The Hawkeyes are out-scoring opponents, 27-12, in the first inning and 59-43 over the first three innings. Iowa is also out scoring the opposition, 37-17, in the eighth and ninth innings.
- Iowa is 13-0 when leading after six innings, 12-0 after seven, and 13-0 after eight.

JUNIOR ROBERT NEUSTROM...

- has hit safely in 23-of-26 games this season and he has reached safely in 24-of-26 contests. Neustrom has had hitting streaks of nine games and 10 games this season.
- is hitting .343 with a team-best 10 multi-hit games. Neustrom is leading the team with five home runs.
- ranks in the top 14 in the Big Ten in five categories... is tied for seventh in runs (25), eighth in home runs (5), tied for eighth in total bases (56), 10th in hits (36), and 14th in batting average (.343).
- has seven RBIs in Iowa's last five games.
- was the Preseason Big Ten Player of the Year by Baseball America and Perfect Game.

ON THE BUMP

- The Hawkeyes' starting pitchers are 10-7 with a 3.27 ERA in 26 games. Iowa starters have 118 strikeouts to 48 walks and opponents are hitting .237.
- Iowa's pitching staff has a pair of two-hitters in 2018. The Hawkeyes two-hit Evansville on March 17 and limited the 11th-ranked Hoosiers to two hits on March 23.
- Iowa's pitching staff is leading the Big Ten with 237 strikeouts, averaging 9.2 per game.
- Iowa has 11 games with 10 or more strikeouts this season.

TOSSING BULLETS

- Junior Zach Daniels is 3-1 with a 1.80 ERA and two saves in 10 appearances, spanning 20 innings. He has 20 strikeouts and is limiting opposing hitters to a .176 average. Daniels tossed 2 2/3 shutout innings at No. 22 Illinois in two appearances and he earned his third win, throwing two shutout innings against Bradley on March 28.
- Redshirt sophomore Grant Leonard is third in the Big Ten with 14 appearances. He is 1-0 with a 3.97 ERA with two saves in 11 1/3 innings.

REDSHIRT JUNIOR NICK ALLGEYER...

- is 3-2 with a 2.45 ERA in seven starts. Allgeyer has 41 strikeouts, which are fourth in the Big Ten.
- ranks among the top-six in the Big Ten in four different pitching categories -- ERA, innings, strikeouts, and strikeouts looking.
- has allowed six hits or fewer in five of his seven starts... has allowed one or fewer earned runs in 4-of-7 starts.
- has six straight quality starts against Virginia Tech, at UAB, at UNLV, vs. Evansville, vs. No. 11 Indiana, and at No. 22 Illinois.
- notched his third victory -- first Big Ten win -- allowing five runs (three earned) on seven hits over 6 1/3 innings at No. 22 Illinois... tied a career-high with eight strikeouts.
- recorded his first career win as a starter (third of his career), allowing one run on four hits at UAB (3/2)... had four strikeouts against one walk over 6 2/3 innings... went six innings, allowing one run on four hits in the win over Evansville (3/17).
- had a career-high eight strikeouts (to zero walks) in the no-decision against Virginia Tech, where he went a career-long seven innings.

2018 QUALITY STARTS LOG

Nick Allgeyer (6)

vs. Virginia Tech -- 7 IP, 5 H, 1 ER, 8 K, 0 BB
 at UAB - 6.2 IP, 4 H, 1 ER, 4K, 1 BB
 at UNLV - 6.0, 6 H, 3 ER, 5 K, 2 BB
 vs. Evansville - 6 IP, 4 H, 1 ER, 4 K, 2 BB
 vs. #11 Indiana - 7 IP, 10 H, 3 ER, 5K, 1 BB
 at #22 Illinois - 6.1 IP, 7 H, 5 R (3 ER), 8 K, 1 BB

Cole McDonald (2)

at New Orleans - 7 IP, 3 H, 2 R (0 ER), 4 K, 1 BB
 at #22 Illinois - 6.1 IP, 5 H, 2 ER, 6 K, 4 BB

Brady Schanuel (1)

vs. #11 Indiana - 7 IP, 1 H, 0 R, 11 K, 4 BB

IOWA IN-SEASON ACCOLADES

Brady Schanuel

Big Ten Co-Pitcher of the Week - March 26



- made his first career Friday start -- his second career start -- against Toledo (2/16) -- allowing three unearned runs over five innings and fanning seven.
- is 5-2 with a 2.97 ERA in 39 career appearances, including eight starts... has 79 strikeouts in 91 innings.
- missed the 2017 season recovering from Tommy John surgery suffered during the fall of 2016.

JUNIOR BRADY SCHANUEL...

- Iowa's Saturday starter... is 4-3 with a 4.06 ERA in seven starts with 37 strikeouts over 31 innings.
- is second in the Big Ten with a .195 opposing batting average and is tied for third with four wins.
- went a career-best seven innings, allowing one hit and fanning 11 in a 5-1 victory over No. 11 Indiana (3/23)... retired the final 10 batters he faced
- allowed a single hit over five shutout innings in a win against Evansville, where he fanned six... went five innings in the road win at UAB -- his second win of the season... allowed one hit and fanned a career-high seven.
- earned his first career victory against Old Dominion (2/18), allowing two hits and fanning four in 3 2/3 innings... was on a predetermined 60-pitch pitch count.
- Two-time MLB Draft pick -- selected in 20th round by Philadelphia in 2017 and 36th round by Oakland in 2015.
- Two-time All-American at Parkland College in Illinois... went 20-4 with 161 strikeouts in 164 innings.

JUNIOR COLE MCDONALD...

- is 2-1 with a 3.52 ERA in six starts -- five coming as the Sunday starter.
- Notched his first Big Ten victory -- second of the season -- allowing two runs on five hits over 6 1/3 innings at No. 22 Illinois... finished with a season-high six strikeouts... it was his second quality start of the season.
- recorded his first career quality start and first win of the season, scattering three hits and allowing two unearned runs in seven innings in a victory over New Orleans. McDonald had four strikeouts to one walk.
- is 8-6 with a 4.98 ERA in 29 appearances, including 25 starts.

30 X 4

- Iowa posted its fourth straight 30-win season in 2017. The program hasn't enjoyed a better stretch since posting seven consecutive 30 win campaigns from 1979-85.
- Iowa won 39 games last season -- the fifth-most in a single season in program history. The Hawkeyes won 41 games in 2015, the second-most wins in program history.

STATISTICAL BREAKDOWN

- It's tough to envision the Iowa lineup without All-America first baseman Jake Adams (.335, 29 HR, 55 R, 14 2B, 72 RBIs) and All-Big Ten shortstop Mason McCoy (.328, 83 H, 18 2B, 5 HR, 55 R, 34 RBIs), but offensively, the Hawkeyes have a lot returning in 2018.
- Iowa has six starters, including its designated hitter, back from an offense that ranked in the top three in the Big Ten in nine categories.
 - The Hawkeyes have 70.9 percent (421 of 594) of their hits, 69.9 percent (79 of 113) of their doubles, 67.6 (234 of 346) of their RBIs, 66.4 percent (250 of 376) of their runs, and 50.1 percent (36 of 71) of their home runs back in 2018. Iowa also

has 80 percent of its stolen bases back (52 of 65).

- On the mound, Iowa has seven pitchers returning, but it will be a new-look staff under first-year pitching coach Desi Druschel. The Hawkeyes bring back 43.6 percent (17 of 39) of their wins, 40 percent (6 of 15) of their saves, 39.8 percent (187 of 470) of their strikeouts, and 36.8 percent (200 of 543 2/3) of their innings pitched.

ROSTER BREAKDOWN

- Of Iowa's 32-man roster, nine are freshman, eight are sophomores, 11 are juniors, and four are seniors.
- Iowa has 19 Iowa natives on the roster -- the most of any state. Eight Hawkeyes hail from Illinois, two from Missouri, and one from Indiana, South Dakota, and Canada.
- The Hawkeyes have two sets of junior college teammates on the 2018 roster. Tyler Croypley and Matt Hoeg were teammates for two seasons at Iowa Western Community College, while Chris Whelan and Brady Schanuel were teammates in 2016 at Parkland Community College.
- Iowa has one set of high school teammates; Zach Daniels and Matt Berst (Cedar Rapids Kennedy High School).

TEAM CAPTAINS

Iowa's team captains for the 2018 season are senior Tyler Croypley, redshirt junior Nick Allgeyer, junior Robert Neustrom, and redshirt sophomore Kyle Shimp.

SILVER MEDALISTS IN TAIWAN

Iowa made history when it represented the United States at the 2017 World University Games in Taiwan. Competing as the USA Team, Iowa claimed the silver medal, becoming the first American team to medal in Universiade history. Iowa went 5-2 during the two-week stretch before falling to Japan in the gold medal game.

DEFENDING BIG TOURNEY CHAMPS

- Iowa went 4-1 during a four-day stretch to claim the program's first Big Ten Tournament title in school history in 2017. It was the second straight year the team advanced to the title game.
- The Hawkeyes won three games over higher seeded teams -- fourth-seeded Maryland, top-seeded Nebraska, and third-seeded Minnesota -- to reach the title game. Iowa defeated eighth-seeded Northwestern, 13-4, to claim the title.

IOWA'S BACKBONE

- The Hawkeyes have been built on pitching and defense under UI head coach Rick Heller.
- Iowa has ranked in the top 24 nationally in the nation in team fielding percentage in each of the past three seasons. The Hawkeyes have been in the top four in the Big Ten throughout Heller's tenure.
 - Iowa has posted team ERA records in 2015 and 2016 (2.95 in 2015, 3.56 in 2016), ranking in the top four in the conference in both seasons. The Hawkeyes set school strikeout records in 2016 and 2017.

COACHING STAFF CHANGES

- Marty Sutherland was promoted to associate head coach in the offseason. He also serves as recruiting coordinator.
- Desi Druschel was promoted to an assistant coach after serving as the director of baseball operations for three

seasons.

- Nic Ungs joins the coaching staff as the director of baseball operations. Ungs played for Rick Heller at Northern Iowa and played professional baseball for 11 seasons.

#HELLERBALL

- UI head coach Rick Heller is one of nine coaches all-time to lead three different NCAA Division I teams to regional play.
- Heller recorded his 800th career win against Lehigh on March 12 at the Snowbird Classic in Florida.
- The Hawkeyes have won 30 or more games in each of Heller's four seasons as the helm of the program. It's a first for the team since winning 30 or more in seven straight seasons from 1979-85.
- Heller has led the Hawkeyes to two NCAA Regional appearances in three seasons; the program had three regional appearances in its history prior to his arrival.
- Heller is fourth in school history in career wins with 140 in his four seasons at Iowa, including the second (41) and fifth-most (39) in school history.
- Heller led Iowa to its first Big Ten Tournament title in 2017 -- the first conference title since 1990 -- and he guided the Hawkeyes to the Big Ten Tournament title game in consecutive seasons. Iowa has advanced to the league tournament in four straight years for the first time in program history.
- Heller has coached at least one first-team All-Big Ten selection each season, and has 15 Major League Baseball Draft picks in four seasons -- the most in a four-year stretch in school history.
- Iowa had a school-record six All-Big Ten selections in 2015 and five in 2017. The Hawkeyes have had 18 All-Big Ten honorees in four seasons under Heller.
- Iowa has posted winning streaks of nine games (in 2015) and eight games (in 2017) -- the longest streaks for the program since 2012.

FOLLOW THE HAWKEYES

Iowa baseball fans can follow the Hawkeyes on Facebook/iowabaseball, Twitter: @UIBaseball, and Instagram/UIBaseball in addition to coverage on hawkeyesports.com.



1 LORENZO ELION

So. • IF • 6-2 • 185
Chicago, Ill. • Kirkwood CC • Simeon Academy



2018 GAME-BY-GAME STATS

#1 Elion, Lorenzo - 21 games (All games)

Date	Opponent	Pos	AB	R	H	RBI	2B	3B	HR	BB	SB	CS	HBP	SAC	SF	GDP	K	PO	A	E	Avg
Feb 16	vs Toledo	*3b	4	1	3	0	0	0	0	0	0	0	0	0	0	0	1	1	1	0	.750
Feb 17	vs Oakland	*3b	3	0	1	0	0	0	0	0	0	0	1	0	0	0	0	3	3	0	.571
Feb 18	vs Old Dominion	*3b	5	1	2	0	0	0	0	0	0	0	0	0	0	0	0	0	1	2	.500
Feb 23	vs Virginia Tech	*3b	4	0	0	0	0	0	0	0	0	0	0	0	0	0	2	0	2	0	.375
Feb 24	vs Ball St.	*3b	3	0	1	0	0	0	0	0	0	0	1	0	0	0	2	0	0	1	.368
Feb 27	CORNELL COLLEGE	*3b	3	1	1	3	0	0	0	0	0	0	0	0	2	0	0	1	1	0	.364
Mar 02	at UAB	*3b	4	0	0	0	0	0	0	0	0	0	0	0	0	0	1	0	3	0	.308
Mar 03	at UAB	*3b	6	0	2	1	0	0	0	0	0	1	1	0	0	0	0	1	0	2	.312
Mar 04	at UAB	*3b	3	0	1	0	0	0	0	0	0	0	0	0	0	0	2	1	1	0	.314
Mar 09	at UNLV	*3b	4	0	1	0	0	0	0	0	0	0	0	0	0	1	1	2	0	0	.308
Mar 10	at UNLV	*3b	3	0	1	1	1	0	0	0	0	0	0	0	0	0	1	4	1	1	.310
Mar 11	at UNLV	*3b	2	1	0	0	0	0	0	1	0	0	1	0	0	0	0	0	1	3	.295
Mar 14	vs Missouri State	dh	3	0	1	1	0	0	0	0	0	0	0	0	0	0	2	0	0	0	.298
Mar 17	EVANSVILLE-1	3b	1	0	0	0	0	0	0	0	0	0	0	0	0	0	0	0	1	0	.292
Mar 17	EVANSVILLE-2	ph/3b	1	0	0	0	0	0	0	0	0	0	0	0	0	0	0	0	1	0	.286
Mar 18	EVANSVILLE	3b	0	0	0	0	0	0	0	0	0	0	0	1	0	0	0	0	0	0	.286
Mar 21	LORAS COLLEGE	*3b	3	0	0	0	0	0	0	0	0	0	0	0	0	0	2	1	1	0	.269
Mar 28	BRADLEY	ph/3b	1	0	1	1	0	0	0	0	0	0	0	0	0	0	0	0	0	0	.283
Mar 31	at Illinois	*3b	4	0	1	1	0	0	0	1	0	0	0	0	0	0	1	1	0	0	.281
Apr 01	at Illinois	*3b	4	0	2	2	0	0	0	0	0	0	0	0	0	0	0	0	3	1	.295
Apr 04	GRAND VIEW	*3b	3	0	1	2	0	0	0	0	0	0	0	0	1	0	1	0	2	0	.297
Totals		17gs	64	4	19	12	1	0	0	2	3	1	3	1	3	1	17	14	24	9	.297

On base pct. .333 • Slugging pct. .312

CAREER HIGHS

AB: 6 AT UAB, 3/3/18
H: 3 vs. TOLEDO, 2/16/18
R: 1, 4X, LAST AT UNLV, 3/11/18
2B: 1 AT UNLV, 3/10/18
3B: --
HR: --
RBI: -- 3 vs. CORNELL COLLEGE, 2/27/18
BB: 1, 2X, LAST AT ILLINOIS, 3/31/18
SB: 2 vs. OAKLAND, 2/17/18

SEASON HIGHLIGHTS

- Has started 17 games... 16 at third base and one as the designated hitter... hitting .297 (19-of-64) with four runs and 12 RBIs... has hit safely in 14 games and reached safely in 15 contests... has four multi-hit games (three 2-hit, one 3-hit)... has six RBIs in the team's last four games
- Tallied his fourth multi-hit game in the series finale at No. 22 Illinois, finishing 2-for-4 with two RBIs... had the game-tying two-run single in the sixth inning... had a game-tying, eighth-inning, pinch-hit RBI single against Bradley (3/28)... had a career-high three RBIs in Iowa's midweek win over Cornell (2/27), finishing 1-for-3 in the contest
- Had a pair of multi-hit games at the Diamond 9 Sunshine State Classic... went 3-for-4 with a run scored vs. Toledo (2/16) in his first game as a Hawkeye, including singling and scoring the game-winning run in the bottom of the ninth inning... went 2-for-5 with a run scored against Old Dominion (2/18)... had two steals vs. Oakland (2/17)
- Hit .364 (8-of-22) during Iowa's silver medal run at World University Games in Taiwan with hits in five of six games
- Junior college transfer from Kirkwood Community College, where he was an all-region selection as a freshman... hit .347 with 21 extra base hits and 45 RBIs

CAREER STATS

YEAR	AVG.	G-GS	AB	R	H	2B	3B	HR	RBIS	BB	HBP	SO	SB-A
2018	.297	21-17	64	4	19	1	0	0	12	2	3	17	3-4
TOTALS	.297	21-17	64	4	19	1	0	0	12	2	3	17	3-4

Instagram: [UIBaseball](#)



Twitter: [@UIBaseball](#)



Facebook: [iowabaseball](#)

2 ZACH DANIELS

Jr. • RHP • 5-11 • 160
Robins, Iowa • Cedar Rapids Kennedy HS



2018 GAME-BY-GAME STATS

#2 Daniels, Zach - 10 appearances (All games)

Date	Opponent	GS	IP	H	R	ER	BB	SO	2B	3B	HR	WP	BK	HBP	IBB	Score	W-L	Sv	ERA	NP
Feb 16	vs Toledo		2.0	1	0	0	3	3	0	0	0	0	0	0	0	4-3	0-0	0	0.00	44
Feb 18	vs Old Dominion		2.0	0	0	0	0	1	0	0	0	0	0	0	0	4-1	0-0	1	0.00	15
Feb 23	vs Virginia Tech		3.0	1	0	0	1	4	0	0	0	0	0	0	0	2-1	1-0	1	0.00	39
Mar 02	at UAB		1.2	1	0	0	0	1	0	0	0	0	0	0	0	4-1	1-0	2	0.00	14
Mar 11	at UNLV		1.1	4	5	2	0	2	0	0	1	1	1	0	0	3-13	1-1	2	1.80	32
Mar 18	EVANSVILLE		3.1	2	1	1	1	5	0	1	0	0	0	0	0	4-3	2-1	2	2.03	48
Mar 23	INDIANA-2		2.0	1	1	1	1	1	0	0	0	0	0	1	0	5-1	2-1	2	2.35	31
Mar 28	BRADLEY		2.0	0	0	0	1	3	0	0	0	1	0	1	0	13-9	3-1	2	2.08	35
Mar 30	at Illinois		1.2	0	0	0	2	2	0	0	0	0	0	0	0	8-5	3-1	2	1.89	-
Apr 01	at Illinois		1.0	2	0	0	2	0	0	0	0	0	0	0	0	4-2	3-1	2	1.80	31
Totals		0	20.0	12	7	4	11	22	0	1	1	2	1	3	0	51-39	3-1	2	1.80	-

CAREER-HIGHS

AB: 4, 9X, LAST VS. MINNESOTA, 5/25/16

H: 3 vs. SAVANNAH STATE, 5/13/16

R: 2, 4X, vs. MARYLAND, 5/28/16

2B: 1, 2X, LAST AT MINNESOTA, 4/1/16

3B: N/A

HR: N/A

RBI: 4 vs. NORTHWESTERN COLLEGE, 3/8/16

BB: 3 vs. MARYLAND, 5/28/16

SB: 1, 6X, LAST VS. AT WESTERN ILLINOIS, 5/17/16

PITCHING

IP: 4.2 vs. OHIO STATE, 5/14/17

H: 5, 2X, LAST AT ILLINOIS, 5/19/17

R: 5 at UNLV, 3/11/18

ER: 4 at SOUTH FLORIDA, 2/17/17

SO: 8 vs. OHIO STATE, 5/14/17

BB: 3, 2X, LAST VS. TOLEDO, 2/16/18

SEASON HIGHLIGHTS

- Is 3-1 with a 1.80 ERA in 10 appearances with two saves... has 22 strikeouts over 20 innings... has allowed one or fewer hits in seven of his 10 appearances and zero runs in seven of 10 appearances
- Tossed 2 2/3 shutout innings in games one and three in the road series win at No. 22 Illinois... recorded his third win, tossing two shutout inning against Bradley (3/28)...notched his second win, pitching a season-high 3.1 innings against Evansville (3/18)... allowed one run on two hits and fanned a season-high five batters... got the final five outs to record his second save at UAB (3/2)... notched his first save of the season in the 4-1 win over Old Dominion (2/18)... recorded his first win against Virginia Tech (2/23), logging a season-high three innings, surrendering one hit and fanning four
- Named to Big Ten Preseason Honors List... named the 47th-best reliever in college baseball by D1Baseball.com
- Expected to serve as Iowa's closer... went 7-3 with a 3.22 ERA in 24 appearances as a sophomore with 55 strikeouts in 50 1/3 innings
- D1Baseball.com says Daniels is a candidate to be a top-10 round selection in 2018 MLB Draft.

CAREER STATS

YEAR	ERA	W-L	APP	GS	CG	SHO	SV	IP	H	R	ER	BB	SO
2016	1.50	1-1	16	0	0	0/1	5	18.0	14	3	3	4	15
2017	3.22	7-3	24	0	0	0/1	1	50.1	55	23	18	25	55
2018	1.80	3-1	10	0	0	0/0	2	20.0	12	7	4	11	22
TOTALS	2.55	11-5	50	0	0	0/2	8	88.1	81	33	25	40	92

Instagram: [UIBaseball](#)




Twitter: [@UIBaseball](#)



Facebook: [iowabaseball](#)

3 MATT HOEG

Sr. • IF • 6-1 • 200
Waukee, Iowa • Iowa Western CC • Waukee HS



2018 GAME-BY-GAME STATS

#3 Hoeg, Matt - 26 games (All games)

Date	Opponent	Pos	AB	R	H	RBI	2B	3B	HR	BB	SB	CS	HBP	SAC	SF	GDP	K	PO	A	E	Avg	
Feb 16	vs Toledo	*1b	3	1	2	0	0	0	0	1	0	0	0	0	0	0	0	8	0	0	.667	
Feb 17	vs Oakland	*of	2	1	1	0	0	0	0	1	1	0	1	0	0	0	1	4	0	0	.600	
Feb 18	vs Old Dominion	*1b	3	1	2	1	0	0	0	0	0	0	0	0	1	0	0	5	1	0	.625	
Feb 23	vs Virginia Tech	*1b	4	0	0	0	0	0	0	0	0	0	0	0	0	0	2	6	1	0	.417	
Feb 24	vs Ball St.	*1b	4	0	1	0	0	0	0	0	0	0	0	0	0	0	3	3	1	0	.375	
Feb 25	at New Orleans	*3b	4	0	0	0	0	0	0	1	0	0	0	0	0	0	1	4	1	0	.300	
Feb 27	CORNELL COLLEGE	*1b	1	1	0	0	0	0	0	1	0	0	0	0	0	0	0	7	0	0	.286	
Mar 02	at UAB	*1b	3	0	1	0	0	0	0	1	0	0	0	0	0	0	1	11	0	0	.292	
Mar 03	at UAB	*1b	2	2	1	0	0	0	0	3	1	0	0	0	0	0	0	7	0	0	.308	
Mar 04	at UAB	*1b	3	0	0	0	0	0	0	0	0	0	0	0	0	0	2	10	0	0	.276	
Mar 09	at UNLV	*1b	4	0	1	0	0	0	0	0	0	0	0	0	0	0	1	4	0	0	.273	
Mar 10	at UNLV	*1b	3	0	0	0	0	0	0	0	0	0	0	0	0	0	0	4	1	0	.250	
Mar 11	at UNLV	*1b	4	0	2	0	0	0	0	0	0	0	0	0	0	0	1	9	2	0	.275	
Mar 14	vs Missouri State	*3b	5	1	1	1	0	0	1	0	0	0	0	0	0	0	2	0	1	0	.267	
Mar 17	EVANSVILLE-1	*3b/1b	3	1	1	2	0	0	0	0	0	0	0	0	1	0	0	3	2	0	.271	
Mar 17	EVANSVILLE-2	*3b/1b	4	0	2	1	0	0	0	0	0	0	0	0	0	0	1	2	1	1	.288	
Mar 18	EVANSVILLE	*3b/1b	4	0	1	0	0	0	0	0	0	0	0	0	0	0	1	3	2	0	.286	
Mar 20	SAINT LOUIS	*3b	5	1	2	1	0	0	0	0	0	0	0	0	0	0	1	0	0	0	.295	
Mar 21	LORAS COLLEGE	*1b/3b	3	0	1	3	1	0	0	1	0	0	0	0	0	0	0	8	0	0	.297	
Mar 23	INDIANA-1	*3b	4	0	0	0	0	0	0	0	0	0	0	0	0	0	2	0	4	0	.279	
Mar 23	INDIANA-2	*3b	4	0	1	1	0	0	0	0	0	0	0	0	0	1	1	1	1	0	.278	
Mar 28	BRADLEY	*3b	4	0	0	0	0	0	0	0	0	0	1	0	0	0	4	0	3	0	.263	
Mar 30	at Illinois	*3b	5	0	0	1	0	0	0	0	0	0	0	0	0	0	0	1	1	0	.247	
Mar 31	at Illinois	*1b	3	0	1	1	0	0	0	0	0	0	0	0	0	0	0	3	1	0	.250	
Apr 01	at Illinois	3b	0	0	0	0	0	0	0	0	0	0	0	0	0	0	0	0	0	0	.250	
Apr 04	GRAND VIEW	1b	0	0	0	0	0	0	0	0	0	0	0	0	0	0	0	1	0	0	.250	
Totals			24gs	84	9	21	12	1	0	1	9	2	1	1	0	2	1	24	101	26	2	.250

On base pct. .323 • Slugging pct. .298

CAREER-HIGHS

AB: 5, 7X, LAST AT ILLINOIS, 3/30/18

H: 4 AT ILLINOIS, 5/19/17

R: 4 AT ILLINOIS, 5/19/17

2B: 2, 3X, LAST AT ILLINOIS, 5/19/17

3B: 1 VS. LORAS COLLEGE, 2/22/17

HR: 1, 6X, LAST VS. MISSOURI STATE, 3/14/18

RBI: 4 VS. RUTGERS, 4/21/17

BB: 3 AT UAB, 3/3/18

SB: 1, 5X, LAST AT UAB, 3/3/18

SEASON HIGHLIGHTS

- Iowa's utility player... has started all 24 games -- 13 games at first base, 10 at third base, and one in left field... hitting .250 with nine runs and 12 RBIs... has hit safely in 16 games and reached safely in 18 contests... has five multi-hit contests -- all two-hit games... had a season-high seven game hitting streak from March 11-21
- Had a bases-clearing, game-tying three-run double in the eighth inning in Iowa's 6-4 come-from-behind victory over Loras College (3/21)... hit his first home run of the season, connecting on a leadoff blast against Missouri State (3/14)... was 1-for-2 with two runs and a career-high three walks in a game two win at UAB (3/3)... had a pair of two-hit games at the Diamond 9 Sunshine State Classic... scored the game-tying run in the walk-off victory over Toledo
- Hit .277 with 38 RBIs and 32 runs as a junior... had 16 doubles, one triple, and five home runs... tied for third in the Big Ten in doubles (16)... finished tied for 11th in Big Ten play with 22 RBIs... started 56 games... 55 at third base and one as designated hitter... hit safely in 36 games with 15 multi-hit contests -- 14 two-hit, one four-hit games (5/27), and 1-for-2 with a two-run double in the title game against Northwestern (5/28).
- Junior-college All-American at Iowa Western Community College

CAREER STATS

YEAR	AVG.	G-GS	AB	R	H	2B	3B	HR	RBIS	BB	HBP	SO	SB-A
2017	.277	60-56	195	32	54	16	1	5	38	24	3	54	3-7
2018	.250	26-24	84	9	21	1	0	1	12	9	1	24	2-3
TOTALS	.269	86-80	279	41	75	17	1	6	50	33	4	78	5-10

Instagram: [UIBaseball](#)



Twitter: [@UIBaseball](#)



Facebook: [iowabaseball](#)

4 MITCHELL BOE

Jr. • IF • 5-10 • 175
Naperville, Ill. • Joilet Catholic HS



2018 GAME-BY-GAME STATS

#4 Boe, Mitchell - 24 games (All games)

Date	Opponent	Pos	AB	R	H	RBI	2B	3B	HR	BB	SB	CS	HBP	SAC	SF	GDP	K	PO	A	E	Avg
Feb 16	vs Toledo	*2b	4	0	1	0	0	0	0	0	0	0	0	0	0	0	1	1	2	0	.250
Feb 17	vs Oakland	*2b	4	0	1	2	1	0	0	0	0	0	0	0	0	0	0	1	3	0	.250
Feb 18	vs Old Dominion	*2b	4	0	1	2	1	0	0	0	0	0	0	0	0	0	0	1	3	1	.250
Feb 23	vs Virginia Tech	*2b	3	0	0	0	0	0	0	0	0	0	0	0	0	0	1	1	2	0	.200
Feb 25	at New Orleans	*2b	4	2	2	0	0	0	1	1	0	0	0	0	0	0	0	1	5	0	.263
Feb 27	CORNELL COLLEGE	*2b	1	1	0	0	0	0	0	1	0	0	0	0	0	0	1	0	0	0	.250
Mar 02	at UAB	*2b	2	1	0	0	0	0	0	1	0	0	0	1	0	0	2	1	5	0	.227
Mar 03	at UAB	*2b	3	2	2	0	0	0	0	1	0	0	0	1	0	0	1	2	1	0	.280
Mar 04	at UAB	*2b	2	0	0	0	0	0	0	0	0	0	0	0	0	0	1	1	3	0	.259
Mar 09	at UNLV	*2b	2	0	0	0	0	0	0	1	0	0	0	0	0	0	0	0	2	0	.241
Mar 11	at UNLV	*2b	3	1	2	0	1	0	0	0	0	0	0	0	0	1	0	4	3	0	.281
Mar 14	vs Missouri State	*2b	4	0	1	0	0	0	0	0	0	0	0	0	0	0	0	0	3	0	.278
Mar 17	EVANSVILLE-1	*2b	4	0	1	0	0	0	0	0	0	0	0	0	0	0	0	2	3	0	.275
Mar 17	EVANSVILLE-2	*2b	4	0	1	0	1	0	0	0	0	0	0	0	0	1	1	1	2	0	.273
Mar 18	EVANSVILLE	*2b	4	0	0	0	0	0	0	0	0	0	0	0	0	0	2	4	1	0	.250
Mar 20	SAINT LOUIS	*2b	3	0	0	0	0	0	0	0	0	0	0	0	0	0	0	4	2	0	.235
Mar 21	LORAS COLLEGE	*2b	0	0	0	0	0	0	0	0	0	0	0	0	0	0	0	0	0	0	.235
Mar 23	INDIANA-1	*2b	1	0	0	1	0	0	0	0	0	0	0	1	0	0	0	3	4	0	.231
Mar 23	INDIANA-2	*2b	3	0	0	0	0	0	0	1	0	0	0	0	0	0	2	1	2	0	.218
Mar 28	BRADLEY	*2b	3	2	2	1	1	0	0	1	0	0	0	1	0	0	0	3	2	0	.241
Mar 30	at Illinois	*2b	4	1	1	0	0	0	0	0	0	0	0	0	0	0	1	2	2	1	.242
Mar 31	at Illinois	*2b	1	0	0	0	0	0	0	0	0	0	0	0	0	0	1	0	0	0	.238
Apr 01	at Illinois	*2b	4	0	2	0	0	0	0	1	0	0	0	0	0	1	1	1	3	0	.254
Apr 04	GRAND VIEW	*2b	2	0	0	0	0	0	0	1	0	0	0	0	0	0	1	3	1	0	.246
Totals			23gs	69	10	17	6	5	0	8	2	0	0	3	1	3	17	39	52	1	.246

On base pct. .321 • Slugging pct. .319

CAREER-HIGHS

AB: 5, 4X, LAST VS. NORTHWESTERN, 5/28/17

H: 3 AT OHIO STATE, 5/7/16

R: 3, 2X, LAST AT OHIO STATE, 5/7/16

2B: 1, 16X, LAST VS. BRADLEY, 3/28/18

3B: 1, 2X, LAST VS. PENN STATE, 4/28/17

HR: --

RBI: 3, 2X, LAST VS. PENN STATE, 4/28/17

BB: 4 VS. AIR FORCE, 4/13/16

SB: 1, 9X, LAST AT ILLINOIS, 4/1/18

SEASON HIGHLIGHTS

- Iowa's starting second baseman... started 23 games at second base... hitting .246 with six RBIs, six doubles, and 10 runs scored... has hit safely in 12 games and reached safely in 17 contests... has five multi-hit games -- all two-hit contests
- Went 2-for-3 with two runs and an RBI in come-from-behind victory over Bradley (3/28)
- Two-year starter at second base... was part of Iowa's most potent double-play combination in school history with Mason McCoy... ranked second nationally and broke the Iowa school record.
- Started 59 games -- all at second base... hit .244 with 29 runs and 26 RBIs... had 23 walks.

CAREER STATS

YEAR	AVG.	G-GS	AB	R	H	2B	3B	HR	RBIS	BB	HBP	SO	SB-A
2016	.190	33-18	58	12	11	1	0	0	4	13	0	13	2-2
2017	.244	61-59	197	29	48	10	2	0	26	23	1	28	5-7
2018	.246	24-23	69	10	17	5	0	0	6	8	0	17	2-2
TOTALS	.235	118-100	324	51	76	16	2	0	36	44	1	58	9-11

Instagram: [UIBaseball](#)



Twitter: [@UIBaseball](#)




Facebook: [iowabaseball](#)

5 TYLER CROPLEY

Sr. • C • 5-11 • 185

McCook Lake, S.D. • Iowa Western CC • Bishop Heelan HS



2018 GAME-BY-GAME STATS

#5 Cropley, Tyler - 26 games (All games)

Date	Opponent	Pos	AB	R	H	RBI	2B	3B	HR	BB	SB	CS	HBP	SAC	SF	GDP	K	PO	A	E	Avg	
Feb 16	vs Toledo	*c	3	0	1	1	0	0	0	1	0	0	0	0	0	0	1	12	1	0	.333	
Feb 17	vs Oakland	*c	5	1	2	2	0	0	1	0	1	0	0	0	0	0	2	7	1	0	.375	
Feb 18	vs Old Dominion	*c	4	0	1	0	0	0	0	1	0	0	0	0	0	0	0	10	0	0	.333	
Feb 23	vs Virginia Tech	*c	3	0	0	0	0	0	0	1	0	0	0	0	0	1	2	11	1	0	.267	
Feb 24	vs Ball St.	*c	4	0	1	1	0	0	0	0	0	0	0	0	0	0	1	11	0	0	.263	
Feb 25	at New Orleans	*c	4	0	2	3	1	0	0	2	0	1	0	0	0	0	0	7	0	1	.304	
Feb 27	CORNELL COLLEGE	*dh	3	1	1	2	1	0	0	0	0	0	0	0	0	0	1	0	0	0	.308	
Mar 02	at UAB	*c	4	0	0	0	0	0	0	0	0	0	0	0	0	0	0	7	0	0	.267	
Mar 03	at UAB	*c	4	1	2	3	1	0	0	1	0	0	1	0	0	0	0	13	0	0	.294	
Mar 04	at UAB	*c	3	0	2	0	0	0	0	0	0	0	1	0	0	0	0	6	1	0	.324	
Mar 09	at UNLV	*c	2	0	1	0	0	0	0	2	0	0	0	0	0	0	0	8	0	0	.333	
Mar 10	at UNLV	*c	3	1	0	0	0	0	0	0	0	0	0	0	0	0	1	5	0	0	.310	
Mar 11	at UNLV	*of	4	0	1	1	0	0	0	0	0	0	0	0	0	1	0	4	0	0	.304	
Mar 14	vs Missouri State	*c	4	1	1	0	0	0	0	0	0	0	0	0	0	0	1	13	0	0	.300	
Mar 17	EVANSVILLE-1	*c/of	5	1	1	0	0	0	0	0	0	0	0	0	0	0	1	5	0	0	.291	
Mar 17	EVANSVILLE-2	*c/of	2	1	0	1	0	0	0	1	0	0	1	0	1	0	0	6	0	0	.281	
Mar 18	EVANSVILLE	*of/c	3	0	2	1	1	0	0	1	0	0	0	0	0	0	0	1	1	0	.300	
Mar 20	SAINT LOUIS	*of/c	5	1	2	0	1	0	0	0	0	0	0	0	0	0	0	2	1	0	.308	
Mar 21	LORAS COLLEGE	*of/c	3	1	1	0	0	0	0	0	0	1	1	0	0	0	0	1	0	0	.309	
Mar 23	INDIANA-1	*c	4	0	2	0	0	0	0	0	0	0	0	0	0	0	2	9	1	0	.319	
Mar 23	INDIANA-2	*c	4	2	3	2	1	0	1	1	0	0	0	0	0	0	0	12	0	0	.342	
Mar 28	BRADLEY	*c/of	5	2	3	5	2	0	1	0	0	0	1	0	0	1	0	4	3	0	.358	
Mar 30	at Illinois	*c	2	1	1	0	1	0	0	2	0	1	1	0	0	0	0	11	1	0	.361	
Mar 31	at Illinois	*c	2	3	1	1	1	0	0	3	0	0	0	0	1	0	0	6	1	0	.365	
Apr 01	at Illinois	*c	5	1	1	1	0	0	0	1	0	0	0	0	0	0	2	7	1	0	.356	
Apr 04	GRAND VIEW	*of/c	4	0	1	0	0	0	0	0	0	0	0	0	0	0	0	5	0	0	.351	
Totals			26gs	94	18	33	24	10	0	3	16	2	3	6	0	2	3	14	183	13	1	.351

On base pct. .466 • Slugging pct. .553

CAREER HIGHS

AB: 6 vs. MINNESOTA, 5/27/17

H: 3, 4X, LAST vs. BRADLEY, 3/28/18

R: 3, 2X, LAST at ILLINOIS, 3/31/18

2B: 2, 2X, LAST vs. BRADLEY, 3/28/18

3B: 1, 2X, LAST at HOUSTON, 6/4/17

HR: 2 vs. MINNESOTA, 5/27/17

RBI: 5 vs. BRADLEY, 3/28/18

BB: 3, 2X, LAST at ILLINOIS, 3/31/18

SB: 2 vs. UNLV, 4/1/17

SEASON HIGHLIGHTS

- Named to the Johnny Bench Award Watch List, an award given to the top catcher in Division I baseball... named to the Big Ten Preseason Honors List... Iowa's starting catcher... has started all 26 games -- 20 behind the plate, two in center field, three in left field, and once as the designated hitter... hitting .351 with 24 RBIs and 18 runs scored... has hit safely in 22 games and reached safely in 24 contests... has at least one RBI in 13 games and six games with two or more RBIs... ranks in top-13 in Big Ten in seven categories: doubles (t3rd, 10), on-base percentage (4th, .466), slugging percentage (8th, .553), batting average (9th, .351), walks (t9th, 16), RBIs (t11, 24), hits (13th, 33)
- Currently riding a career-long 10-game hitting streak dating back to March 18, where he's hitting .459 (17-of-24) with nine extra base hits (seven doubles, two home runs), 10 RBIs, and 11 runs scored... has five multi-hit games in the 10-game stretch
- Hit a walk-off grand slam -- the first walk-off blast of his baseball career -- finishing 3-for-5 with two doubles and a career-high five RBIs in Iowa's 13-9 victory over Bradley (3/28)... went 3-for-4 with a double, home run, and two RBIs in Iowa's 5-1 win over No. 11 Indiana (3/23)
- Went 2-for-4 with three RBIs in Iowa's 8-2 victory at New Orleans (2/25)... hit a two-run home run in Iowa's 8-6 victory over Oakland (2/17)... finished 2-for-5 with two RBIs
- Second-team All-Big Ten selection at catcher as a junior... started 59 games -- 56 behind the plate and three in left field... had 15 multi-hit games (13 two-hit, two three-hit)... had 13 of his multi-hit games since March 31
- Named to the Big Ten All-Tournament team after hitting a team-best .412 (7-of-17) with three home runs, seven runs, and five RBIs... hit the go-ahead solo home run in the top of the 13th in the semifinal elimination game against Minnesota (5/27)... finished game 2-for-6 with two home runs, two runs, and two RBIs
- Strong defensive catcher... gunned down 19 would-be base stealers in 2017 -- tops in the Big Ten
- Ranked as the 20th best draft prospect in the Big Ten by D1Baseball.com
- One of four team captains for the 2018 season.
- First-team all-region selection at Iowa Western Community College in 2016

CAREER STATS

YEAR	AVG.	G-GS	AB	R	H	2B	3B	HR	RBIS	BB	HBP	SO	SB-A
2017	.268	61-59	205	41	55	8	2	9	36	28	6	41	6-10
2018	.351	26-26	94	18	33	10	0	3	24	16	6	14	2-5
TOTALS	.294	87-85	299	59	88	18	2	12	60	44	12	55	8-15

Instagram: [UIBaseball](#)



Twitter: [@UIBaseball](#)



Facebook: [iowabaseball](#)

6 JUSTIN JENKINS

So. • OF • 5-10 • 185
Terre Haute, Ind. • Terre Haute South HS



2018 GAME-BY-GAME STATS

#6 Jenkins, Justin - 23 games (All games)

Date	Opponent	Pos	AB	R	H	RBI	2B	3B	HR	BB	SB	CS	HBP	SAC	SF	GDP	K	PO	A	E	Avg	
Feb 18	vs Old Dominion	*of	4	0	1	0	0	0	0	0	1	0	0	0	0	0	1	2	0	0	.250	
Feb 23	vs Virginia Tech	*of	2	0	0	0	0	0	0	2	0	0	0	0	0	0	2	2	0	0	.167	
Feb 24	vs Ball St.	*of	2	1	1	0	0	0	0	2	0	0	0	0	0	0	1	2	0	0	.250	
Feb 25	at New Orleans	*of	5	1	2	2	0	0	0	0	0	0	1	0	0	0	1	1	0	0	.308	
Feb 27	CORNELL COLLEGE	*of	5	0	1	3	0	0	0	0	0	0	0	1	0	0	1	1	0	0	.278	
Mar 02	at UAB	*of	4	2	1	0	0	0	0	1	0	0	0	0	0	0	1	1	0	0	.273	
Mar 03	at UAB	*of	2	2	0	0	0	0	0	2	0	0	0	1	0	0	1	1	0	0	.250	
Mar 04	at UAB	*of	3	0	0	0	0	0	0	0	0	0	0	0	0	1	1	3	0	0	.222	
Mar 09	at UNLV	*of	2	0	0	0	0	0	0	0	0	0	0	0	0	0	2	4	0	0	.207	
Mar 11	at UNLV	ph	1	0	0	0	0	0	0	0	0	0	0	0	0	0	1	0	0	0	.200	
Mar 14	vs Missouri State	of	1	0	1	0	0	0	0	0	0	0	0	0	0	0	0	2	0	0	.226	
Mar 17	EVANSVILLE-1	*of	3	0	2	2	0	0	0	1	0	0	0	0	0	0	0	1	0	0	.265	
Mar 17	EVANSVILLE-2	*of	2	0	0	0	0	0	0	0	0	0	0	1	0	0	2	2	0	0	.250	
Mar 18	EVANSVILLE	of	0	0	0	0	0	0	0	0	0	0	0	0	0	0	0	1	0	0	.250	
Mar 20	SAINT LOUIS	*of	5	0	2	0	0	0	0	0	0	0	0	0	0	0	2	7	0	0	.268	
Mar 21	LORAS COLLEGE	of	1	1	1	0	1	0	0	0	0	0	0	0	0	0	0	0	0	0	.286	
Mar 23	INDIANA-1	*of	2	1	1	1	0	0	1	1	0	0	0	0	0	0	1	2	0	0	.295	
Mar 23	INDIANA-2	*of	3	0	0	1	0	0	0	1	0	0	0	0	0	0	0	1	0	0	.277	
Mar 28	BRADLEY	*of	3	1	0	0	0	0	0	2	0	0	0	0	0	0	1	0	0	0	.260	
Mar 30	at Illinois	*of	3	0	1	1	1	0	0	0	0	0	0	0	1	0	0	2	0	0	.264	
Mar 31	at Illinois	*of	1	0	0	1	0	0	0	0	0	0	1	0	0	0	0	2	0	1	.259	
Apr 01	at Illinois	*of	2	0	1	0	0	0	0	2	0	1	0	0	0	0	0	2	0	0	.268	
Apr 04	GRAND VIEW	*of	4	0	0	0	0	0	0	1	0	0	0	0	0	0	1	0	0	0	.250	
Totals			19gs	60	9	15	11	2	0	1	14	2	1	2	3	1	1	20	38	0	1	.250

On base pct. .403 • Slugging pct. .333

CAREER-HIGHS

AB: 5, 3X, LAST VS. SAINT LOUIS, 3/20/18

H: 2, 3X, LAST VS. SAINT LOUIS, 3/20/18

R: 2, 3X, LAST AT UAB, 3/3/18

2B: 1, 4X, LAST AT ILLINOIS, 3/30/18

3B: N/A

HR: 1 vs. INDIANA, 3/23/18

RBI: 3 vs. CORNELL COLLEGE, 2/27/18

BB: 2, 5X, LAST AT ILLINOIS, 4/1/18

SB: 1, 4X, LAST VS. GRAND VIEW, 4/4/18

SEASON HIGHLIGHTS

- Has started 19 games -- all in center field... hitting .250 (15-of-60) with 11 RBIs and nine runs... has hit safely in 13 games and reached safely in 18 contests... has three multi-hit games -- all two-hit contests
- Went 1-for-2 with a solo home run -- the first of his career -- against No. 11 Indiana (3/23)... scored two runs in back-to-back games at UAB (3/2-4)... went 2-for-5 with two RBIs in win at New Orleans (2/25) and had a career-high three RBIs in the win over Cornell College (2/27)
- Strong defensive outfielder... appeared in 41 games as a freshman, primarily as a defensive replacement


CAREER STATS

YEAR	AVG.	G-GS	AB	R	H	2B	3B	HR	RBIS	BB	HBP	SO	SB-A
2017	.148	41-6	27	7	4	2	0	0	3	5	3	10	2-2
2018	.250	23-19	60	9	15	2	0	1	11	14	2	20	2-3
TOTALS	.218	64-25	87	16	19	4	0	1	14	19	5	30	4-5



7 GRANT JUDKINS

So. • RHP/IF • 6-3 • 190
Pella, Iowa • Pella HS



2018 GAME-BY-GAME STATS

#7 Judkins, Grant - 10 games (All games)

Date	Opponent	Pos	AB	R	H	RBI	2B	3B	HR	BB	SB	CS	HBP	SAC	SF	GDP	K	PO	A	E	Avg
Feb 16	vs Toledo	ph	0	0	0	0	0	0	0	1	0	0	0	0	0	0	0	0	0	0	.000
Feb 17	vs Oakland	*1b	3	1	1	1	0	0	0	1	1	0	0	0	0	0	2	9	0	0	.333
Feb 18	vs Old Dominion	*dh	3	0	0	1	0	0	0	2	0	0	0	0	0	0	1	0	0	0	.167
Feb 23	vs Virginia Tech	*dh	2	0	0	0	0	0	0	0	0	0	0	0	0	0	1	0	0	0	.125
Feb 25	at New Orleans	*1b	3	0	0	0	0	0	0	2	0	0	0	0	0	0	0	14	1	0	.091
Mar 14	vs Missouri State	ph	1	0	1	0	1	0	0	0	0	0	0	0	0	0	0	0	0	0	.167
Mar 20	SAINT LOUIS	ph	0	0	0	0	0	0	0	1	0	0	0	0	0	0	0	0	0	0	.167
Mar 23	INDIANA-1	ph	1	0	0	0	0	0	0	0	0	0	0	0	0	0	1	0	0	0	.154
Mar 30	at Illinois	1b	0	0	0	0	0	0	0	0	0	0	0	0	0	0	0	1	0	0	.154
Mar 31	at Illinois	p	0	0	0	0	0	0	0	0	0	0	0	0	0	0	0	1	0	0	.154
Totals		4gs	13	1	2	2	1	0	0	7	1	0	0	0	0	0	5	25	1	0	.154

On base pct. .450 • Slugging pct. .231

#7 Judkins, Grant - 4 appearances (All games)

Date	Opponent	GS	IP	H	R	ER	BB	SO	2B	3B	HR	WP	BK	HBP	IBB	Score	W-L	Sv	ERA	NP
Feb 24	vs Ball St.		2.0	1	1	0	0	2	0	0	0	0	1	0	0	6-14	0-0	0	0.00	30
Mar 21	LORAS COLLEGE	*	4.0	1	0	0	1	3	0	0	0	0	0	0	0	6-4	0-0	0	0.00	55
Mar 28	BRADLEY		0.2	3	3	2	1	1	2	0	0	1	0	0	0	13-9	0-0	0	2.70	25
Mar 31	at Illinois		4.1	4	2	2	4	4	0	1	1	0	0	0	0	12-13	0-0	0	3.27	77
Totals		1	11.0	9	6	4	4	10	2	1	1	1	1	0	0	37-40	0-0	0	3.27	-

CAREER-HIGHS

- AB: 6 vs. MINNESOTA, 5/27/17
- H: 2, 7X, LAST vs. MINNESOTA, 5/27/17
- R: 2 vs. NORTHWESTERN, 5/28/17
- 2B: 1, 2X, LAST vs. MISSOURI STATE, 3/14/18
- 3B: N/A
- HR: 1, 2X, LAST AT WESTERN ILLINOIS, 5/2/17
- RBI: 3 vs. NORTHERN ILLINOIS, 3/7/17
- BB: 3 vs. BUCKNELL, 3/11/17
- SB: 1, 2X, LAST vs. OAKLAND, 2/17/18

PITCHING

- IP: 4.1 AT ILLINOIS, 3/31/18
- H: 5, 2X, LAST AT KANSAS STATE, 3/19/17
- R: 5 vs. NORTHERN ILLINOIS, 3/7/17
- ER: 5 vs. NORTHERN ILLINOIS, 3/7/17
- SO: 5, 2X, LAST vs. LEHIGH, 3/12/17
- BB: 2, 3X, LAST AT ILLINOIS, 3/31/18

SEASON HIGHLIGHTS

- Has started four games -- two at first base and two at designated hitter... hitting .154 with two RBIs and seven walks... is 0-0 with a 3.27 ERA in four appearances, including one start
- Tossed a career-high 4 1/3 innings in game two at Illinois, allowing two runs on four hits and punching out four... made his first start of the season against Loras College (3/21), allowing one hit and striking out three over four shutout innings
- Hit .270 with 11 runs and 16 RBIs... went 1-0 with a 7.59 ERA in 10 appearances (five starts) as a freshman.

CAREER STATS

YEAR	AVG.	G-GS	AB	R	H	2B	3B	HR	RBIS	BB	HBP	SO	SB-A
2017	.270	37-31	111	11	30	1	0	2	16	19	4	27	1-3
2018	.154	9-4	13	1	2	1	0	0	2	7	0	5	1-1
TOTALS	.258	45-35	124	12	32	2	0	2	18	26	4	32	2-4

YEAR	ERA	W-L	APP	GS	CG	SHO	SV	IP	H	R	ER	BB	SO
2017	7.59	1-0	10	5	0	0/0	0	21.1	28	20	18	10	23
2018	3.27	0-0	4	1	0	0/0	0	11.0	9	6	4	4	10
TOTALS	6.12	1-0	14	6	0	0/0	0	32.1	37	26	22	14	33

Instagram: [UIBaseball](#)



Twitter: [@UIBaseball](#)



Facebook: [iowabaseball](#)

8 LUKE FARLEY

Jr. • OF • 6-0 • 215
 Denver, Iowa • Waterloo Columbus HS



2018 GAME-BY-GAME STATS

#8 Farley, Luke - 10 games (All games)

Date	Opponent	Pos	AB	R	H	RBI	2B	3B	HR	BB	SB	CS	HBP	SAC	SF	GDP	K	PO	A	E	Avg
Feb 17	vs Oakland	ph	1	0	0	0	0	0	0	0	0	0	0	0	0	0	1	0	0	0	.000
Feb 24	vs Ball St.	ph/of	1	1	1	1	0	0	0	1	0	0	0	0	0	0	0	0	0	0	.500
Feb 27	CORNELL COLLEGE	of	1	1	0	0	0	0	0	0	0	0	1	0	0	0	0	2	0	0	.333
Mar 04	at UAB	ph/of	1	0	0	0	0	0	0	0	0	0	0	0	0	0	1	0	0	0	.250
Mar 10	at UNLV	*of	3	1	0	0	0	0	0	0	0	0	0	0	0	0	1	0	0	0	.143
Mar 14	vs Missouri State	ph	1	0	0	0	0	0	0	0	0	0	0	0	0	0	0	0	0	0	.125
Mar 18	EVANSVILLE	ph	1	0	0	0	0	0	0	0	0	0	0	0	0	0	0	0	0	0	.111
Mar 21	LORAS COLLEGE	ph	1	0	0	0	0	0	0	0	0	0	0	0	0	0	1	0	0	0	.100
Mar 31	at Illinois	ph/of	3	1	2	0	1	1	0	0	0	0	0	0	0	0	0	0	0	0	.231
Apr 04	GRAND VIEW	ph	1	0	0	0	0	0	0	0	0	0	0	0	0	0	0	0	0	0	.214
Totals		1gs	14	4	3	1	1	1	0	1	0	0	1	0	0	0	4	2	0	0	.214

On base pct. .312 • Slugging pct. .429

CAREER-HIGHS

- AB: 4 vs. UNLV, 3/31/17
- H: 2, 3X, LAST AT ILLINOIS, 3/31/18
- R: 2, 3X, LAST vs. SAVANNAH STATE, 3/13/16
- 2B: 1, 5X, LAST AT ILLINOIS, 3/31/18
- 3B: 1 AT ILLINOIS, 3/31/18
- HR: 1 vs. MICHIGAN, 4/23/16
- RBI: 4 vs. NORTHWESTERN COLLEGE, 3/8/16
- BB: 2, 2X, vs. MICHIGAN, 4/24/16
- SB: 1 vs. UNLV, 3/31/17

SEASON HIGHLIGHTS

- Has appeared in 10 games, including one start in left field... hitting .214 (3-for-14) with four runs and an RBI
- Finished 2-for-3 with a double, triple, and run scored in game two at No. 22 Illinois (3/31)
- Hit .235 with three runs and one RBI as a sophomore... one of Iowa's top pinch hitter

CAREER STATS

YEAR	AVG.	G-GS	AB	R	H	2B	3B	HR	RBIS	BB	HBP	SO	SB-A
2016	.239	29-14	46	10	11	3	0	1	12	13	2	16	1-1
2017	.235	22-7	34	3	8	1	0	0	1	7	1	18	1-2
2018	.214	10-1	14	4	3	1	1	0	1	1	1	4	0-0
TOTALS	.234	61-22	94	17	22	5	1	1	14	21	4	38	2-3



9 BEN NORMAN

So. • OF • 6-2 • 190
Des Moines, Iowa • Roosevelt HS



2018 GAME-BY-GAME STATS

#9 Norman, Ben - 24 games (All games)

Date	Opponent	Pos	AB	R	H	RBI	2B	3B	HR	BB	SB	CS	HBP	SAC	SF	GDP	K	PO	A	E	Avg
Feb 16	vs Toledo	*of	4	0	1	2	0	0	0	1	0	0	0	0	0	0	1	1	0	0	.250
Feb 17	vs Oakland	*of	5	2	2	0	0	0	0	0	0	0	0	0	0	0	0	2	3	0	.333
Feb 18	vs Old Dominion	*of	4	0	0	0	0	0	0	1	0	0	0	0	0	0	4	4	0	0	.231
Feb 23	vs Virginia Tech	*of	5	0	1	0	0	0	0	0	0	0	0	0	0	0	0	2	0	0	.222
Feb 24	vs Ball St.	*of	3	0	1	1	0	0	0	0	0	0	0	0	0	0	2	3	0	0	.238
Feb 25	at New Orleans	*of	3	1	0	0	0	0	1	0	0	0	0	1	0	0	1	0	0	0	.208
Feb 27	CORNELL COLLEGE	ph/of	1	0	0	1	0	0	1	0	0	0	0	0	0	0	0	0	0	0	.200
Mar 02	at UAB	*of	4	1	1	0	0	1	0	0	0	0	0	0	0	0	1	1	0	0	.207
Mar 03	at UAB	*of	5	0	1	1	0	1	0	0	1	0	1	0	0	1	2	0	0	0	.206
Mar 04	at UAB	*of/of	2	0	0	0	0	0	0	0	0	0	1	0	0	0	0	1	0	0	.194
Mar 09	at UNLV	*of/of	4	0	0	0	0	0	0	0	0	0	0	0	0	1	1	1	0	0	.175
Mar 10	at UNLV	*of	2	0	0	0	0	0	0	0	0	0	0	1	0	0	0	5	0	0	.167
Mar 14	vs Missouri State	*of	2	0	0	0	0	0	0	0	0	0	0	0	0	0	2	0	0	0	.159
Mar 17	EVANSVILLE-1	ph/of	1	0	0	0	0	0	0	0	0	0	0	0	0	0	0	0	0	0	.156
Mar 17	EVANSVILLE-2	of/of	1	0	0	0	0	0	0	0	0	0	0	0	0	0	0	3	0	0	.152
Mar 18	EVANSVILLE	of	0	0	0	0	0	0	0	0	0	0	1	0	0	0	0	0	0	0	.152
Mar 20	SAINT LOUIS	pr/of	1	0	1	2	1	0	0	0	0	0	0	0	0	0	0	0	0	0	.170
Mar 21	LORAS COLLEGE	*of	2	0	0	0	0	0	0	0	0	0	0	0	0	0	1	2	0	0	.163
Mar 23	INDIANA-1	*of	3	1	1	0	0	1	0	0	0	0	0	0	0	1	1	1	0	0	.173
Mar 23	INDIANA-2	*of	4	0	1	0	0	0	0	0	0	0	0	0	0	0	1	1	0	0	.179
Mar 28	BRADLEY	*of	1	0	0	0	0	0	0	1	0	1	0	0	0	0	0	1	0	0	.175
Mar 30	at Illinois	*of	4	0	0	0	0	0	0	0	0	0	0	0	0	0	1	2	0	0	.164
Apr 01	at Illinois	of	0	0	0	0	0	0	0	0	0	0	0	0	0	0	0	0	0	0	.164
Apr 04	GRAND VIEW	of	1	0	0	0	0	0	0	0	0	0	0	0	0	0	0	0	0	0	.161
Totals			17gs	62	5	10	7	1	3	0	5	1	1	3	2	0	3	20	31	0	.161

On base pct. .257 • Slugging pct. .274

CAREER HIGHS

AB: 6 at KANSAS STATE, 3/19/17

H: 4 at KANSAS STATE, 3/19/17

R: 3 vs. NORTHERN ILLINOIS, 3/7/17

2B: 2 at KANSAS STATE, 3/19/17

3B: 1, 4X, LAST vs. INDIANA, 3/23/18

HR: 1 vs. ORAL ROBERTS, 3/4/17

RBIs: 3, 2X, LAST vs. NORTHWESTERN, 5/28/17

BB: 2, 4X, LAST at ILLINOIS, 5/19/17

SB: 2 vs. HAWAII, 3/3/17

SEASON HIGHLIGHTS

- Has started 17 games -- 12 in left field and five in center field... has hit safely in nine games and reached base safely in 15 contests... hitting .161 with seven RBIs and five runs scored... has three triples on the season, which are tied for the Big Ten lead
- Became the first Hawkeye since 2014 to triple in consecutive games (at UAB)
- Had the a walk-off, two-run single in Iowa's 4-3 victory over Toledo (2/16) in the season opener... reached on an E5, allowing the game-winning run to score in the walk-off victory against Virginia Tech (2/23)
- Collegiate Baseball Freshman All-American... hit .296 with 34 runs and 20 RBIs... had 12 doubles, one triple, and one home run... Iowa's top base stealer with 14 swipes in 19 chances, which tied for 11th in the Big Ten... hit safely in 35 games with 18 multi-hit games (11 two-hit, six three-hit, and one four-hit)... started 56 games -- 55 in center field and one in left field
- Will play in the summer of 2018 in the Cape Cod League for the Harwich Mariners

CAREER STATS

YEAR	AVG.	G-GS	AB	R	H	2B	3B	HR	RBIS	BB	HBP	SO	SB-A
2017	.296	59-56	206	34	61	12	1	1	20	29	6	33	14-19
2018	.161	24-17	62	5	10	1	3	0	7	5	3	20	1-2
TOTALS	.265	83-73	268	39	71	13	4	1	27	34	9	53	15-21



10 DEREK LIEURANCE

RS So. • RHP • 6-0 • 200
 Cascade, Iowa • NIACC • Cascade HS



2018 GAME-BY-GAME STATS

#10 Lieurance, Derek - 3 appearances (All games)

Date	Opponent	GS	IP	H	R	ER	BB	SO	2B	3B	HR	WP	BK	HBP	IBB	Score	W-L	Sv	ERA	NP
Feb 27	CORNELL COLLEGE		1.0	0	0	0	0	1	0	0	0	0	0	0	0	15-1	0-0	0	0.00	-
Mar 10	at UNLV		0.1	0	2	2	1	0	0	0	0	1	0	1	0	2-11	0-0	0	13.50	10
Apr 04	GRAND VIEW		1.0	0	0	0	0	1	0	0	0	0	0	0	0	4-2	0-0	0	7.71	11
Totals		0	2.1	0	2	2	1	2	0	0	0	1	0	1	0	21-14	0-0	0	7.71	-

CAREER-HIGHS

IP: 1.0, 2X, LAST VS. GRAND VIEW, 4/4/18

H: --

R: 2 AT UNLV, 3/10/18

ER: 2 AT UNLV, 3/10/18

SO: 1, 2X, LAST VS. GRAND VIEW, 4/4/18

BB: 1 AT UNLV, 3/10/18

SEASON HIGHLIGHTS

- Is 0-0 with a 7.71 ERA in three appearances
- Made his Hawkeye debut against Cornell College (2/27), tossing a perfect inning, fanning one
- Missed the 2017 season because of injury

CAREER STATS

YEAR	ERA	W-L	APP	GS	CG	SHO	SV	IP	H	R	ER	BB	SO
2018	7.71	0-0	3	0	0	0/0	0	2.1	0	2	2	1	2
TOTALS	7.71	0-0	3	0	0	0/0	0	2.1	0	2	2	1	2



11 COLE MCDONALD

Jr. • RHP • 6-1 • 205
New Hampton, Iowa • New Hampton HS



2018 GAME-BY-GAME STATS

#11 McDonald, Cole - 6 appearances (All games)

Date	Opponent	GS	IP	H	R	ER	BB	SO	2B	3B	HR	WP	BK	HBP	IBB	Score	W-L	Sv	ERA	NP
Feb 17	vs Oakland	*	3.0	7	5	5	1	1	0	0	1	0	0	0	0	8-6	0-0	0	15.00	51
Feb 25	at New Orleans	*	7.0	3	2	0	1	4	0	0	0	0	0	1	0	8-2	1-0	0	4.50	88
Mar 04	at UAB	*	5.0	5	1	1	1	4	0	0	0	0	0	0	0	0-4	1-1	0	3.60	82
Mar 11	at UNLV	*	4.1	6	3	3	1	3	1	0	2	0	0	0	0	3-13	1-1	0	4.19	88
Mar 18	EVANSVILLE	*	5.0	5	2	1	3	4	1	0	0	0	0	0	0	4-3	1-1	0	3.70	85
Apr 01	at Illinois	*	6.1	5	2	2	4	6	0	0	0	0	0	0	1	4-2	2-1	0	3.52	113
Totals		6	30.2	31	15	12	11	22	2	0	3	0	0	1	1	27-30	2-1	0	3.52	-

CAREER-HIGHS

IP: 7.0 AT NEW ORLEANS, 2/25/18

H: 7, 2X, LAST VS. OAKLAND, 2/17/18

R: 5 VS. OAKLAND, 2/17/18

ER: 5 VS. OAKLAND, 2/17/18

SO: 6, 2X, LAST AT ILLINOIS, 4/1/18

BB: 4, 2X, LAST AT ILLINOIS, 4/1/18

SEASON HIGHLIGHTS

- Is 2-1 with a 3.52 ERA in six starts... has 22 strikeouts in 30 2/3 innings... has allowed two earned runs or fewer in four of his six starts
- Earned his first Big Ten victory, allowing two runs on five hits over 6 1/3 innings in the series-clinching win at No. 22 Illinois (4/1)... had a season-high six strikeouts, which tied a career-high... allowed one run on five hits over five innings and had four strikeouts to one walk in a loss at UAB (3/4)... notched his first career quality start and first victory of the season against New Orleans (2/25)... allowed two unearned runs over seven innings and scattered three hits... had four strikeouts to one walk... started game two of the season against Oakland (2/16)
- Went 2-4 with a 6.96 ERA as a sophomore
- Tossed a nine-inning no-hitter during Iowa's victory over the Czech Republic at the World University Games in Taiwan... finished with seven strikeouts to three walks and faced two batters over the minimum... needed just 97 pitches... it was Iowa's first nine-inning no-hitter since 1965

CAREER STATS

YEAR	ERA	W-L	APP	GS	CG	SHO	SV	IP	H	R	ER	BB	SO
2016	3.33	4-1	10	8	0	0/2	0	24.1	23	9	9	6	29
2017	6.96	2-4	13	11	0	0/0	0	42.2	52	34	33	22	39
2018	3.52	2-1	6	6	0	0/0	0	30.2	31	15	12	11	22
TOTALS	4.98	8-6	29	25	0	0/2	0	97.2	106	58	54	39	90

Instagram: [UIBaseball](#)



Twitter: [@UIBaseball](#)




Facebook: [iowabaseball](#)

12 NICK NELSEN

Sr. • RHP • 6-2 • 180

West Des Moines, Iowa • Johnson County CC • Valley HS



2018 GAME-BY-GAME STATS

#12 Nelsen, Nick - 11 appearances (All games)

Date	Opponent	GS	IP	H	R	ER	BB	SO	2B	3B	HR	WP	BK	HBP	IBB	Score	W-L	Sv	ERA	NP
Feb 17	vs Oakland		2.2	1	0	0	1	4	0	0	0	0	1	0	0	8-6	1-0	0	0.00	43
Feb 24	vs Ball St.		0.2	3	2	2	0	2	0	0	1	0	0	1	0	6-14	1-0	0	5.40	29
Mar 03	at UAB		0.1	0	0	0	0	1	0	0	0	0	0	0	0	11-3	1-0	0	4.91	5
Mar 10	at UNLV		0.1	2	1	1	0	0	1	0	0	0	0	1	0	2-11	1-0	0	6.75	9
Mar 17	EVANSVILLE-1		1.0	3	2	1	0	1	1	0	0	0	0	0	0	10-3	1-0	0	7.20	9
Mar 20	SAINT LOUIS		0.2	0	0	0	1	0	0	0	0	0	0	0	0	6-7	1-0	0	6.35	8
Mar 21	LORAS COLLEGE		1.0	0	0	0	0	1	0	0	0	0	0	0	0	6-4	2-0	0	5.40	20
Mar 23	INDIANA-1		1.2	0	0	0	2	3	0	0	0	0	1	0	1	2-4	2-0	0	4.32	28
Mar 31	at Illinois		0.2	0	0	0	0	0	0	0	0	0	0	0	0	12-13	2-0	0	4.00	5
Apr 01	at Illinois		0.1	0	0	0	0	1	0	0	0	0	0	0	0	4-2	2-0	1	3.86	7
Apr 04	GRAND VIEW		1.2	0	0	0	0	4	0	0	0	0	0	0	0	4-2	2-0	2	3.27	19
Totals		0	11.0	9	5	4	4	17	2	0	1	0	2	2	1	71-69	2-0	2	3.27	-

CAREER-HIGHS

IP: 4.0 vs. ALABAMA STATE, 2/25/17

H: 5 at NORTHWESTERN, 4/7/17

R: 5 vs. RUTGERS, 4/23/17

ER: 5 vs. RUTGERS, 4/23/17

SO: 4, 3X, LAST vs. GRAND VIEW, 4/4/18

BB: 2 vs. INDIANA, 3/23/18

SEASON HIGHLIGHTS

- Is 2-0 with a 3.27 ERA in 11 appearances... has allowed nine hits and five runs over 11 innings... has 17 strikeouts against just four walks with two saves
- 1-0 with a 0.00 ERA with two saves over his last six innings spanning six appearances... hasn't allowed a hit or run since March 17 where he has nine strikeouts to three walks
- Recorded his first save at No. 22 Illinois, striking out the game's final batter with runners on second and third with two outs in the ninth to clinch a road series win... got the final five outs -- four by strikeout -- to earn save No. 2 in a victory over Grand View (4/4)
- Notched his second win, tossing a perfect ninth inning in the walk-off win over Loras College (3/21)... earned his first career victory in the win over Oakland (2/17)... allowed one hit over 2 2/3 innings and tied a career-high with four strikeouts
- Submarine style pitcher... went 0-3 with a 6.35 ERA in 26 appearances as a junior... had 20 strikeouts in 28 1/3 innings

CAREER STATS

YEAR	ERA	W-L	APP	GS	CG	SHO	SV	IP	H	R	ER	BB	SO
2017	6.35	0-3	26	0	0	0/0	0	28.1	36	24	20	10	20
2018	3.27	2-0	11	0	0	0/0	2	11.0	9	5	4	4	17
TOTALS	5.49	2-3	37	0	0	0/0	2	39.1	45	29	24	14	37

Instagram: [UIBaseball](#)



Twitter: [@UIBaseball](#)




Facebook: [iowabaseball](#)

13 MATT BERST

Fr. • C • 6-0 • 200

Cedar Rapids, Iowa • Cedar Rapids Kennedy HS



2018 GAME-BY-GAME STATS

#13 Berst, Matt - 3 games (All games)

Date	Opponent	Pos	AB	R	H	RBI	2B	3B	HR	BB	SB	CS	HBP	SAC	SF	GDP	K	PO	A	E	Avg
Mar 18	EVANSVILLE	*c	2	0	0	0	0	0	0	0	0	0	0	0	0	0	2	8	0	0	.000
Mar 20	SAINT LOUIS	pr	0	1	0	0	0	0	0	0	0	0	0	0	0	0	0	0	0	0	.000
Mar 21	LORAS COLLEGE	*c	2	0	0	0	0	0	0	0	0	0	0	0	0	0	1	9	1	0	.000
Totals		2gs	4	1	0	0	0	0	0	0	0	0	0	0	0	0	3	17	1	0	.000

On base pct. .000 • Slugging pct. .000

CAREER-HIGHS

AB: 2, 2X, LAST VS. LORAS COLLEGE, 3/21/18

H: --

R: 1 vs. SAINT LOUIS, 3/20/18

2B: --

3B: --

HR: --

RBI: --

BB: --

SB: --

SEASON HIGHLIGHTS

- Reserve catcher... has started two games behind the plate
- Made his first career start against Evansville (3/18)
- Prepped at Cedar Rapids Kennedy High School where he was a teammate of closer Zach Daniels.


CAREER STATS

YEAR	AVG.	G-GS	AB	R	H	2B	3B	HR	RBI	BB	HBP	SO	SB-A
2018	.000	3-2	4	1	0	0	0	0	0	0	0	3	0-0
TOTALS	.000	3-2	4	1	0	0	0	0	0	0	0	3	0-0



14 ZION PETTIGREW

Fr. • IF • 6-1 • 170
Chicago, Ill. • Mount Carmel HS



2018 GAME-BY-GAME STATS

#14 Pettigrew, Zion - 9 games (All games)

Date	Opponent	Pos	AB	R	H	RBI	2B	3B	HR	BB	SB	CS	HBP	SAC	SF	GDP	K	PO	A	E	Avg
Feb 27	CORNELL COLLEGE	ph/2b	3	1	1	1	0	0	0	0	0	0	0	0	0	0	1	1	0	0	.333
Mar 04	at UAB	2b	0	0	0	0	0	0	0	0	0	0	0	0	0	0	0	0	0	0	.333
Mar 10	at UNLV	2b	1	0	0	0	0	0	0	0	0	0	0	0	0	0	0	0	1	0	.250
Mar 14	vs Missouri State	pr	0	0	0	0	0	0	0	0	0	0	0	0	0	0	0	0	0	0	.250
Mar 18	EVANSVILLE	ph	1	0	1	1	0	0	0	0	0	0	0	0	0	0	0	0	0	0	.400
Mar 20	SAINT LOUIS	ph/2b	2	0	0	0	0	0	0	0	0	0	0	0	0	0	1	1	1	0	.286
Mar 21	LORAS COLLEGE	2b	1	0	0	0	0	0	0	0	0	0	0	0	0	0	0	1	0	1	.250
Mar 23	INDIANA-1	2b	0	0	0	0	0	0	0	0	0	0	0	0	0	0	0	1	1	0	.250
Mar 31	at Illinois	ph/2b	3	1	1	1	0	0	0	1	0	0	0	0	0	1	0	2	2	0	.273
Totals		Ogs	11	2	3	3	0	0	0	1	0	0	0	0	0	1	3	5	6	0	.273

On base pct. .333 • Slugging pct. .273

CAREER-HIGHS

AB: 3, 2X, LAST AT ILLINOIS, 3/31/18

H: 1, 3X, LAST AT ILLINOIS, 3/31/18

R: 1, 2X, LAST AT ILLINOIS, 3/31/18

2B: --

3B: --

HR: --

RBI: 1, 3X, LAST AT ILLINOIS, 3/31/18

BB: 1 AT ILLINOIS, 3/31/18

SB: --

SEASON HIGHLIGHTS

- Reserve infielder... hitting .273 with two runs and three RBIs
- Went 1-for-3 with a run and RBI in game two at No. 22 Illinois (3/31)... had a pinch-hit, game-tying RBI single against Evansville (3/18)... made his Iowa debut against Cornell College (2/27), finishing 1-for-3 with a run and RBI

CAREER STATS

YEAR	AVG.	G-GS	AB	R	H	2B	3B	HR	RBIS	BB	HBP	SO	SB-A
2018	.273	9-0	11	2	3	0	0	0	3	1	0	3	0-0
TOTALS	.273	9-0	11	2	3	0	0	0	3	1	0	3	0-0



16 TANNER WETRICH

Jr. • IF • 6-0 • 180
Moberly, Mo. • Mineral Area CC • Moberly



2018 GAME-BY-GAME STATS

#16 Wetrich, Tanner - 18 games (All games)

Date	Opponent	Pos	AB	R	H	RBI	2B	3B	HR	BB	SB	CS	HBP	SAC	SF	GDP	K	PO	A	E	Avg	
Feb 16	vs Toledo	*of	3	0	0	0	0	0	0	0	0	0	0	0	0	0	0	1	0	0	1	.000
Feb 23	vs Virginia Tech	ph/dh	2	0	0	0	0	0	0	0	0	0	0	0	0	0	0	1	0	0	0	.000
Feb 24	vs Ball St.	*ss	4	2	2	0	0	0	0	0	0	1	0	0	0	0	2	1	2	1	2	.222
Feb 25	at New Orleans	ph/dh	2	0	2	0	1	0	0	0	0	0	0	0	0	0	0	0	0	0	0	.364
Feb 27	CORNELL COLLEGE	*of	2	2	1	0	0	1	0	1	0	0	0	0	0	0	1	2	0	0	0	.385
Mar 02	at UAB	*dh	3	0	0	0	0	0	0	0	0	0	0	0	0	0	1	1	0	0	0	.312
Mar 04	at UAB	ph	2	0	0	0	0	0	0	0	0	0	0	0	0	0	0	0	0	0	0	.278
Mar 09	at UNLV	ph/of	2	0	0	0	0	0	0	0	0	0	0	0	0	0	0	1	1	0	0	.250
Mar 10	at UNLV	*2b	2	0	0	0	0	0	0	0	0	0	1	0	0	0	0	0	0	1	0	.227
Mar 11	at UNLV	ph	1	0	0	0	0	0	0	0	0	0	0	0	0	0	0	1	0	0	0	.217
Mar 17	EVANSVILLE-1	ph/of	3	1	3	3	2	0	0	1	0	0	0	0	0	0	0	2	3	2	2	.308
Mar 17	EVANSVILLE-2	*of	2	0	0	0	0	0	0	0	0	0	0	0	0	0	2	1	0	0	0	.286
Mar 18	EVANSVILLE	*of	1	1	0	0	0	0	1	0	0	1	0	0	0	0	0	2	0	1	0	.276
Mar 21	LORAS COLLEGE	*2b	1	0	0	0	0	0	0	1	0	0	0	0	0	0	0	0	0	2	1	.267
Mar 28	BRADLEY	ph	0	1	0	0	0	0	1	1	0	0	0	0	0	0	0	0	0	0	0	.267
Mar 30	at Illinois	ph	0	0	0	0	0	0	1	0	0	0	0	0	0	0	0	0	0	0	0	.267
Mar 31	at Illinois	*of	3	1	1	4	0	0	1	1	0	0	0	0	1	0	0	2	0	0	0	.273
Apr 01	at Illinois	*of	3	1	1	0	0	0	0	1	1	1	0	0	0	0	1	2	0	0	0	.278
Totals		10gs	36	9	10	7	3	1	1	8	3	1	2	0	1	1	11	13	8	6	6	.278

On base pct. .426 • Slugging pct. .500

CAREER-HIGHS

- AB: 4 vs. BALL STATE, 2/24/18
- H: 3 vs. EVANSVILLE, 3/17/18
- R: 2, 2X, LAST vs. CORNELL COLLEGE, 2/27/18
- 2B: 2 vs. EVANSVILLE, 3/17/18
- 3B: 1 vs. CORNELL COLLEGE, 2/27/18
- HR: 1 at ILLINOIS, 3/31/18
- RBI: 4 at ILLINOIS, 3/31/18
- BB: 1, 8X, LAST at ILLINOIS, 4/1/18
- SB: 1, 3X, LAST at ILLINOIS, 4/1/18

SEASON HIGHLIGHTS

- Has started 10 games -- six in left field, two at second base, one at designated hitter, and one at shortstop... hitting .278 (10-of-36) with nine runs runs and seven RBIs... has hit safely in six games with three multi-hit contests -- two 2-hit, one 3-hit
- Finished 1-for-4 with a home run -- a three-run shot -- and a career-high four RBIs against No. 22 Illinois (3/31)... went 3-for-3 with two doubles and three RBIs in the game one win over Evansville (3/17)... went 2-for-4 with two runs against Ball State (2/24) for his first career hit... had a triple and scored twice against Cornell College (2/27)
- Was in the starting lineup in left field during the regular season opener against Toledo (2/16)
- Junior-college transfer from Mineral Area Community College, where he was a first-team all-region and all-conference selection

CAREER STATS

YEAR	AVG.	G-GS	AB	R	H	2B	3B	HR	RBI	BB	HBP	SO	SB-A
2018	.278	18-10	36	9	10	3	1	1	7	8	2	11	3-4
TOTALS	.278	18-10	36	9	10	3	1	1	7	8	2	11	3-4



18 SHANE RITTER

Jr. • RHP • 6-4 • 205
Plainfield, Ill. • Plainfield South HS



2018 GAME-BY-GAME STATS

#18 Ritter, Shane - 11 appearances (All games)

Date	Opponent	GS	IP	H	R	ER	BB	SO	2B	3B	HR	WP	BK	HBP	IBB	Score	W-L	Sv	ERA	NP
Feb 16	vs Toledo		1.1	2	0	0	2	1	0	0	0	0	0	1	0	4-3	0-0	0	0.00	36
Feb 27	CORNELL COLLEGE		1.0	1	1	1	0	0	0	0	0	2	0	1	0	15-1	0-0	0	3.86	16
Mar 04	at UAB		1.0	1	0	0	0	0	1	0	0	0	0	0	0	0-4	0-0	0	2.70	11
Mar 09	at UNLV		1.0	2	1	1	2	1	1	0	0	0	0	0	1	0-4	0-0	0	4.15	23
Mar 11	at UNLV		0.1	1	0	0	0	0	0	0	0	1	0	0	0	3-13	0-0	0	3.86	6
Mar 14	vs Missouri State		1.2	0	0	0	1	3	0	0	0	1	0	0	0	3-8	0-0	0	2.84	23
Mar 17	EVANSVILLE-2		1.2	1	3	3	2	0	0	0	1	0	0	0	0	8-3	0-0	0	5.62	34
Mar 20	SAINT LOUIS		0.2	2	1	1	2	1	1	0	0	0	0	0	0	6-7	0-0	0	6.23	28
Mar 23	INDIANA-1		0.1	1	1	1	1	0	0	0	0	0	0	0	0	2-4	0-0	0	7.00	14
Mar 28	BRADLEY		0.0	0	0	0	2	0	0	0	0	0	0	0	0	13-9	0-0	0	7.00	11
Apr 04	GRAND VIEW		1.0	0	0	0	0	2	0	0	0	0	0	0	0	4-2	0-0	0	6.30	12
Totals		0	10.0	11	7	7	12	8	3	0	1	4	0	2	1	58-58	0-0	0	6.30	-

CAREER-HIGHS

IP: 4.0 vs. AIR FORCE, 4/12/16

H: 6 vs. AIR FORCE, 4/12/16

R: 4 vs. AIR FORCE, 4/12/16

ER: 4, 2X, LAST vs. MICHIGAN, 4/23/16

SO: 6 vs. AIR FORCE, 4/12/16

BB: 3, 2X, LAST vs. PENN STATE, 4/28/17

SEASON HIGHLIGHTS

- One of Iowa's right-handed reliever options... is 0-0 with a 6.30 ERA in 11 appearances
- Tossed a season-high 1 2/3 shutout innings against Missouri State (3/14), fanning a season-high three strikeouts
- Went 2-2 with a 5.33 ERA in 22 appearances (one start) as a junior... had five saves, which tied for 13th in Big Ten

CAREER STATS

YEAR	ERA	W-L	APP	GS	CG	SHO	SV	IP	H	R	ER	BB	SO
2016	3.00	2-1	13	2	0	0/2	0	27.0	26	10	9	14	19
2017	5.33	2-2	22	1	0	0/0	5	27.0	30	16	16	22	24
2018	6.30	0-0	11	0	0	0/2	0	10.0	11	7	7	12	8
TOTALS	4.50	4-3	46	3	0	0/4	5	64.0	67	33	32	48	51

Instagram: [UIBaseball](#)



Twitter: [@UIBaseball](#)



Facebook: [iowabaseball](#)

19 BEN PROBST

Fr. • RHP • 6-1 • 185
 Urbandale, Iowa • Dowling Catholic HS



2018 GAME-BY-GAME STATS

#19 Probst, Ben - 9 appearances (All games)

Date	Opponent	GS	IP	H	R	ER	BB	SO	2B	3B	HR	WP	BK	HBP	IBB	Score	W-L	Sv	ERA	NP
Feb 24	vs Ball St.		1.0	4	3	3	0	3	1	0	1	0	0	0	0	6-14	0-0	0	27.00	33
Feb 27	CORNELL COLLEGE		0.1	0	0	0	0	1	0	0	0	0	0	0	0	15-1	0-0	0	20.25	5
Mar 03	at UAB		1.0	3	2	1	0	1	0	0	0	0	0	0	0	11-3	0-0	0	15.43	24
Mar 11	at UNLV		1.0	1	2	0	0	0	0	0	0	0	0	1	0	3-13	0-0	0	10.80	15
Mar 17	EVANSVILLE-1		2.0	1	0	0	0	0	0	0	0	0	0	0	0	10-3	0-0	0	6.75	23
Mar 20	SAINT LOUIS		1.1	1	1	1	2	1	1	0	0	0	1	0	0	6-7	0-0	0	6.75	27
Mar 28	BRADLEY		1.0	1	0	0	0	0	0	0	0	1	0	0	0	13-9	0-0	0	5.87	17
Mar 31	at Illinois		0.2	0	0	0	0	0	0	0	0	0	0	0	0	12-13	0-0	0	5.40	2
Apr 04	GRAND VIEW		0.1	2	0	0	0	0	0	0	0	0	0	0	0	4-2	0-0	0	5.19	12
Totals		0	8.2	13	8	5	2	6	2	0	1	1	0	2	0	80-65	0-0	0	5.19	-

CAREER-HIGHS

- IP: 2.0 vs. EVANSVILLE, 3/17/18
- H: 4 vs. BALL STATE, 2/24/18
- R: 3 vs. BALL STATE, 2/24/18
- ER: 3 vs. BALL STATE, 2/24/18
- SO: 3 vs. BALL STATE, 2/24/18
- BB: 2 vs. SAINT LOUIS, 3/20/18

SEASON HIGHLIGHTS

- Is 0-0 with a 5.19 ERA in nine appearances... has six strikeouts in 8 2/3 innings... right-handed reliever... sits in the mid-90s
- Tossed two shutout innings -- a career-high -- against Evansville (3/17), allowing one hit... made his Iowa debut against Ball State (2/24)
- 2017 Rawlings-Perfect Game honorable-mention All-American.


CAREER STATS

YEAR	ERA	W-L	APP	GS	CG	SHO	SV	IP	H	R	ER	BB	SO
2018	5.19	0-0	9	0	0	0/0	0	8.2	13	8	5	2	6
TOTALS	5.19	0-0	9	0	0	0/0	0	8.2	13	8	5	2	6



20 AUSTIN GUZZO

Sr. • C/3B • 6-2 • 200
 Brooklin, Ontario • All Saints Catholic HS



2018 GAME-BY-GAME STATS

#20 Guzzo, Austin - 22 games (All games)

Date	Opponent	Pos	AB	R	H	RBI	2B	3B	HR	BB	SB	CS	HBP	SAC	SF	GDP	K	PO	A	E	Avg
Feb 23	vs Virginia Tech	ph	0	0	0	0	0	0	0	0	0	0	1	0	0	0	0	0	0	0	.000
Feb 24	vs Ball St.	*dh	5	0	1	0	0	0	0	0	0	0	0	0	0	0	0	0	0	0	.200
Feb 25	at New Orleans	*dh	3	0	1	1	0	0	0	0	0	0	0	0	0	0	1	0	0	0	.250
Feb 27	CORNELL COLLEGE	ph/1b	3	1	1	0	0	0	0	0	0	0	0	0	0	0	1	1	0	0	.273
Mar 03	at UAB	ph	2	1	1	1	1	0	0	0	0	0	0	0	0	0	0	0	0	0	.308
Mar 04	at UAB	*dh	2	0	0	0	0	0	0	0	0	0	0	0	0	0	2	0	0	0	.267
Mar 09	at UNLV	*dh	3	0	2	0	0	0	0	1	0	0	0	0	0	0	0	0	0	0	.333
Mar 10	at UNLV	*dh	4	0	1	1	0	0	0	0	0	0	0	0	0	0	1	0	0	0	.318
Mar 11	at UNLV	*dh	3	0	0	0	0	0	0	1	0	0	0	0	0	0	1	0	0	0	.280
Mar 14	vs Missouri State	*1b	2	0	1	0	0	0	0	2	0	0	0	0	0	0	0	7	1	0	.296
Mar 17	EVANSVILLE-1	*1b	3	1	1	0	0	0	1	1	0	0	0	0	0	0	2	8	0	0	.300
Mar 17	EVANSVILLE-2	*1b	3	1	1	1	1	0	0	0	0	0	0	0	0	0	0	7	2	0	.303
Mar 18	EVANSVILLE	*1b	2	0	0	0	0	0	0	0	0	0	0	0	0	0	1	3	0	0	.286
Mar 20	SAINT LOUIS	*1b	3	2	1	0	0	0	1	0	0	0	0	0	0	0	2	4	1	1	.289
Mar 21	LORAS COLLEGE	ph/1b	2	1	1	2	0	0	1	0	0	0	0	0	0	0	1	1	0	0	.300
Mar 23	INDIANA-1	*1b	4	0	0	0	0	0	0	0	0	0	0	0	0	0	1	11	0	0	.273
Mar 23	INDIANA-2	*1b	3	1	1	0	0	0	2	0	0	0	0	0	0	0	1	6	1	0	.277
Mar 28	BRADLEY	*1b	5	1	1	2	0	0	1	0	0	0	0	0	0	0	2	9	1	1	.269
Mar 30	at Illinois	*1b	4	1	1	1	1	0	0	0	0	0	0	0	0	0	2	5	1	0	.268
Mar 31	at Illinois	ph/1b	1	1	0	0	0	0	1	0	0	0	0	0	0	0	0	1	0	0	.263
Apr 01	at Illinois	*1b	4	1	1	0	0	0	0	0	0	0	0	0	0	0	1	12	0	0	.262
Apr 04	GRAND VIEW	*1b	2	2	1	0	1	0	0	1	0	0	0	0	0	0	1	6	0	0	.270
Totals			17gs	63	14	17	9	4	0	2	10	1	0	1	0	0	20	81	7	2	.270

On base pct. .378 • Slugging pct. .429

CAREER-HIGHS

AB: 5, 9X, LAST VS. BRADLEY, 3/28/18

H: 3, 4X, LAST VS. RUTGERS, 4/21/17

R: 5 vs. NORTHWESTERN COLLEGE, 3/8/16

2B: 2 vs. MARYLAND, 3/25/16

3B: 1 vs. AIB, 3/11/15

HR: 1, 7X, LAST VS. BRADLEY, 3/28/18

RBI: 3, 2X, LAST VS. ALABAMA STATE, 2/24/17

BB: 2, 9X, LAST VS. INDAINA, 3/23/18

SB: 1, 5X, LAST VS. EVANSVILLE, 3/17/18

SEASON HIGHLIGHTS

- Has started 17 games -- six as the designated hitter and 11 at first base... hitting .270 (17-for-63) with 14 runs and nine RBIs... has hit safely in 16 games and reached safely in 19 contests... has scored at least one run in six straight games and one in eight of the last 10 of the last 12 contests
- Connected on his second home run of the season -- a two-run shot -- in Iowa's 13-9 victory over Bradley (3/28)... hit a walk-off, two-run home run in Iowa's 6-4 victory over Loras College (3/21)... it was his first career walk-off home run... had a pinch-hit RBI double in the game two victory at UAB (3/3)
- One of four seniors on the 2018 roster... hit .225 with 14 runs and 10 RBIs as a junior... had two home runs... started 22 games -- 18 at DH and four as catcher
- Big Ten All-Tournament team honoree as a sophomore

CAREER STATS

YEAR	AVG.	G-GS	AB	R	H	2B	3B	HR	RBIS	BB	HBP	SO	SB-A
2015	.217	26-15	60	7	13	3	1	0	7	5	1	15	1-1
2016	.264	43-30	106	18	28	4	0	3	25	20	1	36	0-2
2017	.225	32-22	71	14	16	1	0	2	10	15	1	21	3-4
2018	.270	22-17	63	14	17	4	0	2	9	10	1	20	1-1
TOTALS	.247	123-84	300	53	74	12	1	7	51	50	4	92	5-8

Instagram: [UIBaseball](#)



Twitter: [@UIBaseball](#)



Facebook: [iowabaseball](#)

22 KOLE KAMPEN

RS Fr. • LHP • 6-1 • 230
Fort Dodge, Iowa • Fort Dodge HS



2018 GAME-BY-GAME STATS

#22 Kampen, Kole - 6 appearances (All games)

Date	Opponent	GS	IP	H	R	ER	BB	SO	2B	3B	HR	WP	BK	HBP	IBB	Score	W-L	Sv	ERA	NP
Feb 27	CORNELL COLLEGE		1.0	0	0	0	0	1	0	0	0	0	0	0	0	15-1	0-0	0	0.00	15
Mar 10	at UNLV		2.0	1	0	0	0	2	1	0	0	0	0	0	0	2-11	0-0	0	0.00	26
Mar 14	vs Missouri State		1.0	0	0	0	1	1	0	0	0	1	0	0	0	3-8	0-0	0	0.00	17
Mar 20	SAINT LOUIS		2.1	2	1	1	2	2	0	0	1	0	0	0	0	6-7	0-0	0	1.42	41
Mar 28	BRADLEY		0.1	3	4	3	1	0	0	0	1	0	0	0	0	13-9	0-0	0	5.40	14
Mar 31	at Illinois		0.1	3	2	2	2	1	1	0	1	0	0	0	0	12-13	0-0	0	7.71	23
Totals		0	7.0	9	7	6	6	7	2	0	3	1	0	0	0	51-49	0-0	0	7.71	-

CAREER-HIGHS

IP: 2.1 vs. SAINT LOUIS, 3/20/18
H: 3, 2X, LAST AT ILLINOIS, 3/31/18
R: 4 vs. BRADLEY, 3/28/18
ER: 3 vs. BRADLEY, 3/28/18
SO: 2, 2X, LAST vs. SAINT LOUIS, 3/20/18
BB: 2, 2X, LAST AT ILLINOIS, 3/31/18

SEASON HIGHLIGHTS

- Is 0-0 with a 7.71 ERA in six appearances... has seven strikeouts to six walks over seven innings
- Made his Iowa debut against Cornell College (2/27), striking out one in a perfect inning of relief


CAREER STATS

YEAR	ERA	W-L	APP	GS	CG	SHO	SV	IP	H	R	ER	BB	SO
2018	7.71	0-0	6	0	0	0/0	0	7.0	9	7	6	6	7
TOTALS	7.71	0-0	6	0	0	0/0	0	7.0	9	7	6	6	7



23 KYLE CROWL

So. • IF • 6-2 • 200
Council Bluffs, Iowa • Abraham Lincoln HS



2018 GAME-BY-GAME STATS

#23 Crowl, Kyle - 26 games (All games)

Date	Opponent	Pos	AB	R	H	RBI	2B	3B	HR	BB	SB	CS	HBP	SAC	SF	GDP	K	PO	A	E	Avg	
Feb 16	vs Toledo	*ss	4	0	0	0	0	0	0	0	0	0	0	0	0	0	1	1	3	0	.000	
Feb 17	vs Oakland	*ss	4	2	1	1	1	0	0	1	0	0	0	0	0	0	0	0	3	0	.125	
Feb 18	vs Old Dominion	*ss	5	1	2	0	0	0	0	0	0	0	0	0	0	1	1	3	3	0	.231	
Feb 23	vs Virginia Tech	*ss	4	1	1	1	0	0	1	0	0	0	0	0	0	0	3	4	3	1	.235	
Feb 24	vs Ball St.	*2b	3	2	0	0	0	0	2	0	0	0	0	0	0	0	1	1	0	0	.200	
Feb 25	at New Orleans	*ss	4	3	1	2	0	0	1	1	0	0	1	0	0	0	2	0	2	0	.208	
Feb 27	CORNELL COLLEGE	*ss	3	2	1	1	0	0	0	1	0	0	1	0	0	0	0	0	4	0	.222	
Mar 02	at UAB	*ss	4	0	2	2	0	0	1	0	0	0	0	0	0	0	1	2	2	0	.258	
Mar 03	at UAB	*ss	4	1	0	1	0	0	0	0	0	0	1	0	1	0	2	1	2	1	.229	
Mar 04	at UAB	*ss	4	0	2	0	1	0	0	0	0	0	0	0	0	0	0	1	2	0	.256	
Mar 09	at UNLV	*ss	4	0	0	0	0	0	0	0	0	0	0	0	0	0	0	2	0	0	.233	
Mar 10	at UNLV	*ss	4	0	0	0	0	0	0	0	0	0	0	0	0	0	1	2	2	0	.213	
Mar 11	at UNLV	*ss	4	0	1	0	0	0	0	0	0	0	0	0	0	0	0	1	4	0	.216	
Mar 14	vs Missouri State	*ss	3	0	1	0	0	0	0	1	0	0	0	0	0	0	0	1	1	1	.222	
Mar 17	EVANSVILLE-1	*ss	3	2	1	0	0	0	2	0	0	0	0	0	0	0	1	1	3	0	.228	
Mar 17	EVANSVILLE-2	*ss	3	1	2	4	1	1	0	1	0	0	0	0	0	0	1	1	2	0	.250	
Mar 18	EVANSVILLE	*ss	4	1	2	2	0	0	1	0	0	0	0	0	0	0	1	0	4	0	.266	
Mar 20	SAINT LOUIS	*ss	4	0	1	1	0	0	0	1	0	0	0	0	0	0	1	1	6	0	.265	
Mar 21	LORAS COLLEGE	*ss	4	0	1	0	0	0	0	0	0	0	0	0	0	0	1	1	2	0	.264	
Mar 23	INDIANA-1	*ss	4	0	1	0	0	0	0	0	0	0	0	0	0	0	0	0	4	0	.263	
Mar 23	INDIANA-2	*ss	2	0	0	0	0	0	0	1	0	0	1	0	0	0	0	1	3	1	.256	
Mar 28	BRADLEY	*ss	4	1	1	1	0	0	1	1	0	0	0	0	0	0	1	5	3	0	.256	
Mar 30	at Illinois	*ss	5	0	2	1	0	0	0	0	0	0	0	0	0	0	1	2	1	0	.264	
Mar 31	at Illinois	*ss	3	2	1	1	0	0	0	1	0	0	1	0	1	0	2	2	4	0	.277	
Apr 01	at Illinois	*ss	4	0	2	1	0	0	0	0	0	0	0	0	0	0	0	2	3	0	.277	
Apr 04	GRAND VIEW	*ss	3	2	0	0	0	0	0	0	0	0	1	0	0	0	1	1	3	0	.268	
Totals			26gs	97	21	26	19	3	1	4	14	0	0	6	0	2	1	23	38	67	3	.268

On base pct. .387 • Slugging pct. .443

CAREER HIGHS

AB: 5, 2X, LAST AT ILLINOIS, 3/30/18

H: 2, 7X, LAST AT ILLINOIS, 4/1/18

R: 3 AT NEW ORLEANS, 2/25/18

2B: 1, 4X, LAST VS. EVANSVILLE, 3/17/18

3B: 1 VS. EVANSVILLE, 3/17/18

HR: 1, 5X, LAST VS. BRADLEY, 3/28/18

RBI: 4 VS. EVANSVILLE, 3/17/18

BB: 2, 2X, LAST VS. EVANSVILLE, 3/17/18

SB: N/A

SEASON HIGHLIGHTS

- Iowa's starting shortstop... started all 26 games -- 25 at shortstop... is the first underclassman to start at the position since 2013 (Jake Yacinich)... hitting .268 (21-of-97) with 21 runs and 19 RBIs... has scored at least one run in 13 games... has hit safely in 19 games and reached safely in 23 contests... has reached safeley in a career-best 14 straight contests dating back to March 11
- Connected on his fourth home run -- a solo shot -- against Bradley (3/28)... hit .500 (5-for-10) in the series sweep of Evansville (3/17-18) with six RBIs and four runs... went 2-for-3 with a double, triple and a career-high four RBIs in a game two win and 2-for-4 with two RBIs and a solo home run -- his third of the season -- in game three
- Had a pair of multi-hit games and drove in three runs in the three-game series at UAB (3/2-4)... hit two home runs at the All-State Sugar Bowl Baseball Classic, connecting on a solo shot against Virginia Tech (2/23) and a two-run shot against New Orleans (2/25)... tallied his first career multi-hit game against Old Dominion, finishing 2-for-5 with a run scored
- Started seven games at the World University Games in Taiwan... hit .333 (7-of-21) with five runs and an RBI... played 20 games as a freshman with six starts (one at shortstop)
- Three-sport athlete at Abraham Lincoln High School -- tennis, basketball, and baseball

CAREER STATS

YEAR	AVG.	G-GS	AB	R	H	2B	3B	HR	RBIS	BB	HBP	SO	SB-A
2017	.061	20-6	33	1	2	1	0	1	4	3	2	12	1-2
2018	.268	26-26	97	21	26	3	1	4	19	14	6	23	0-0
TOTALS	.215	46-32	130	22	28	4	1	5	23	17	8	35	1-2

Instagram: [UIBaseball](#)



Twitter: [@UIBaseball](#)



Facebook: [iowabaseball](#)

24 NICK ALLGEYER

RS Jr. • LHP • 6-3 • 225
St. Louis, Mo. • St. John Vianney HS



2018 GAME-BY-GAME STATS

#24 Allgeyer, Nick - 7 appearances (All games)

Date	Opponent	GS	IP	H	R	ER	BB	SO	2B	3B	HR	WP	BK	HBP	IBB	Score	W-L	Sv	ERA	NP
Feb 16	vs Toledo	*	5.0	4	3	0	3	7	0	0	0	0	0	0	0	4-3	0-0	0	0.00	90
Feb 23	vs Virginia Tech	*	7.0	5	1	1	0	8	0	0	1	0	0	0	0	2-1	0-0	0	0.75	91
Mar 02	at UAB	*	6.2	4	1	1	1	4	1	0	0	0	1	1	0	4-1	1-0	0	0.96	90
Mar 09	at UNLV	*	6.0	6	3	3	2	5	2	0	0	1	0	1	0	0-4	1-1	0	1.82	92
Mar 17	EVANSVILLE-1	*	6.0	4	1	1	2	4	2	0	0	0	0	0	0	10-3	2-1	0	1.76	81
Mar 23	INDIANA-1	*	7.0	10	3	3	1	5	1	0	2	0	0	0	0	2-4	2-2	0	2.15	86
Mar 30	at Illinois	*	6.1	7	5	3	1	8	2	0	2	0	0	2	0	8-5	3-2	0	2.45	77
Totals		7	44.0	40	17	12	10	41	8	0	5	1	1	4	0	30-21	3-2	0	2.45	-

CAREER-HIGHS

IP: 7.0, 2X, LAST VS. INDIANA, 3/23/18
H: 10 vs. INDIANA, 3/23/18
R: 5 at ILLINOIS, 3/30/18
ER: 3, 4X, LAST at ILLINOIS, 3/30/18
SO: 8, 2X, LAST at ILLINOIS, 3/30/18
BB: 3, 2X, LAST vs. TOLEDO, 2/16/18

SEASON HIGHLIGHTS

- Iowa's Friday night starter... missed the 2017 season recovering from Tommy John surgery... is 3-2 with a 2.45 ERA in seven starts with 41 strikeouts in 44 innings
- Has gone at least five innings in all seven starts and allowed one earned run or fewer in 4-of-7 starts... has a team-best six quality starts
- Ranks in the top-six in the Big Ten in four different pitching categories... fourth in the league in strikeouts (41), tied for fourth in innings (44.0) and strikeouts looking (12), and sixth in ERA (2.45)
- Notched his first Big Ten victory (third overall win), allowing five runs (three earned) over 6 1/3 innings in the series opener at No. 22 Illinois... tied a season and career-high with eight strikeouts against one walk... recorded win No. 2, allowing one run on four hits over six innings in a victory over Evansville (3/17)... had four strikeouts against two walks... it was his fourth straight quality start
- Notched his first victory as a starter, allowing one run on four hits over 6 2/3 innings at UAB (3/2)... had four strikeouts to one walk... tallied his first career quality start, allowing one run on five hits over seven innings against Virginia Tech (2/23)... the seven innings were a career long... had a career-best eight strikeouts without issuing a walk.
- Went five innings, allowing three unearned runs on four hits in his first Friday start against Toledo (2/16)... had seven strikeouts to three walks
- One of four team captains for 2018 season.
- Father, Ken, played football at Iowa from 1986-90.

CAREER STATS

YEAR	ERA	W-L	APP	GS	CG	SHO	SV	IP	H	R	ER	BB	SO
2015	3.48	2-0	10	0	0	0/0	2	10.1	8	4	4	6	6
2016	3.44	0-0	22	1	0	0/1	1	36.2	28	16	14	11	32
2017	--	--	--	--	--	--	--	--	--	--	--	--	--
2018	2.45	3-2	7	7	0	0/0	0	44.0	40	17	12	10	41
TOTALS	2.97	5-2	39	8	0	0/1	3	91.0	76	37	30	27	79

Instagram: [UIBaseball](#)



Twitter: [@UIBaseball](#)



Facebook: [iowabaseball](#)

27 BRADY SCHANUEL

Jr. • RHP • 6-3 • 210

Swansea, Ill. • Parkland College • Belleville East HS



2018 GAME-BY-GAME STATS

#27 Schanuel, Brady - 7 appearances (All games)

Date	Opponent	GS	IP	H	R	ER	BB	SO	2B	3B	HR	WP	BK	HBP	IBB	Score	W-L	Sv	ERA	NP
Feb 18	vs Old Dominion	*	3.2	2	0	0	2	4	1	0	0	0	0	2	0	4-1	1-0	0	0.00	61
Feb 24	vs Ball St.	*	3.1	5	7	6	4	4	0	0	1	1	0	0	0	6-14	1-1	0	7.71	82
Mar 03	at UAB	*	5.0	1	0	0	4	7	1	0	0	0	0	0	0	11-3	2-1	0	4.50	82
Mar 10	at UNLV	*	5.0	5	2	2	4	4	3	0	0	2	0	1	0	2-11	2-2	0	4.24	94
Mar 17	EVANSVILLE-2	*	5.0	1	0	0	4	6	0	0	0	0	0	0	0	8-3	3-2	0	3.27	108
Mar 23	INDIANA-2	*	7.0	1	0	0	4	11	0	0	0	0	0	0	0	5-1	4-2	0	2.48	110
Mar 31	at Illinois	*	2.0	7	6	6	2	1	3	0	1	0	0	1	0	12-13	4-3	0	4.06	53
Totals		7	31.0	22	15	14	24	37	8	0	2	3	0	4	0	48-46	4-3	0	4.06	-

CAREER-HIGHS

IP: 7.0 vs. INDIANA, 3/23/18

H: 7 at ILLINOIS, 3/31/18

R: 7 vs. BALL STATE, 2/24/18

ER: 6, 2X, LAST AT ILLINOIS, 3/31/18

SO: 11 vs. INDIANA, 3/23/18

BB: 4, 5X, LAST vs. INDIANA, 3/23/18

SEASON HIGHLIGHTS

- Iowa's Saturday starter... has a mid-90s fastball with a swing-and-miss slider
- Is 4-3 with a 4.06 ERA in seven starts... has 37 strikeouts against 24 walks over 31 innings... has allowed two or fewer hits in four of his seven starts
- Second in the Big Ten in opposing batting average (.195) and tied for third in wins (4)
- Notched his fourth win, allowing one hit over seven shutout innings against No. 11 Indiana... had 11 strikeouts -- the most by a Hawkeye since 2004... retired the final 10 batters he faced
- Earned his third victory, allowing one hit over five innings against Evansville (3/17)... had six strikeouts in the game... allowed one hit over five innings and struck out seven in a road win at UAB (3/3) -- his second of the season... earned his first career victory, allowing no runs on two hits over 3 2/3 innings against Old Dominion (2/18)... had four strikeouts to two walks before leaving because of a predetermined pitch count
- Preseason All-Big Ten selection by Perfect Game... rated as the 51st-best starting pitcher in college baseball by D1Baseball.com
- Has twice been drafted in the Major League Baseball First-Year Player Draft... selected in 36th round in 2015 by Oakland and 20th round in 2016 by Philadelphia
- Was a two-time All-American at Parkland College, going 10-1 with a 2.13 ERA and 130 strikeouts over 80 1/3 innings in 2017 and 10-3 with a 1.83 ERA as a freshman with 131 strikeouts over 83 2/3 innings... transferred to Ole Miss following his freshman season before electing to return to Parkland
- Tabbed as the 90th-best prospect in D1Baseball's top-100 college prospects... also is the third-best draft prospect in the Big Ten by D1Baseball.com.

CAREER STATS

YEAR	ERA	W-L	APP	GS	CG	SHO	SV	IP	H	R	ER	BB	SO
2018	4.06	4-3	7	7	0	0	0	31.0	22	15	14	24	37
TOTALS	4.06	4-3	7	7	0	0	0	31.0	22	15	14	24	37



28 CHRIS WHELAN

RS Jr. • IF/OF • 6-1 • 190
Naperville, Ill. • Parkland College • Benet



2018 GAME-BY-GAME STATS

#28 Whelan, Chris - 12 games (All games)

Date	Opponent	Pos	AB	R	H	RBI	2B	3B	HR	BB	SB	CS	HBP	SAC	SF	GDP	K	PO	A	E	Avg	
Mar 17	EVANSVILLE-1	*dh	5	2	2	0	0	0	0	0	0	0	0	0	0	0	0	0	0	0	0	.400
Mar 17	EVANSVILLE-2	*dh	3	2	2	0	0	0	0	2	0	0	0	0	0	0	0	0	0	0	0	.500
Mar 18	EVANSVILLE	*dh	4	0	1	0	0	0	0	0	0	0	0	0	0	0	0	0	0	0	0	.417
Mar 20	SAINT LOUIS	*dh	5	1	3	0	0	0	0	0	0	0	0	0	0	0	0	0	0	0	0	.471
Mar 21	LORAS COLLEGE	*dh	3	1	1	0	0	0	0	1	0	0	0	0	0	0	0	0	0	0	0	.450
Mar 23	INDIANA-1	*dh	4	0	0	0	0	0	0	0	0	0	0	0	0	0	0	0	0	0	0	.375
Mar 23	INDIANA-2	*dh	5	1	1	1	0	0	0	1	0	0	0	0	0	0	0	0	0	0	0	.345
Mar 28	BRADLEY	*dh	5	4	4	0	0	0	0	0	1	0	1	0	0	0	0	1	0	0	0	.412
Mar 30	at Illinois	*dh	4	1	1	0	0	0	0	1	0	0	0	0	0	0	0	1	0	0	0	.395
Mar 31	at Illinois	*dh	4	2	2	0	0	0	0	2	0	0	0	0	0	0	0	0	0	0	0	.405
Apr 01	at Illinois	*dh	5	1	1	0	0	0	0	0	1	0	0	0	0	0	0	0	0	0	0	.383
Apr 04	GRAND VIEW	*dh	4	0	1	0	0	0	0	0	0	0	0	0	0	0	0	0	0	0	0	.373
Totals		12gs	51	15	19	1	0	0	1	6	2	0	1	0	0	0	2	0	0	0	0	.373

On base pct. .448 • Slugging pct. .431

CAREER HIGHS

AB: 6 vs. NORTHERN ILLINOIS, 3/17/17
H: 4 vs. BRADLEY, 3/28/18
R: 4 vs. BRADLEY, 3/28/18
2B: 1, 11X, LAST vs. MINNESOTA, 5/27/17
3B: N/A
HR: 2 vs. RUTGERS, 4/22/17
RBIs: 3 vs. RUTGERS, 4/22/17
BB: 2, 9X, LAST AT ILLINOIS, 3/31/18
SB: 1, 8X, LAST AT ILLINOIS, 4/1/18

SEASON HIGHLIGHTS

- Returned to the lineup March 17 after missing the first month of the season, recovering from Tommy John surgery... suffered the injury during Scout Day in the fall
- Has started all 12 games since his return as Iowa's leadoff hitter and designated hitter... hitting .373 (19-of-51) with 15 runs... has hit safely in all 11-of-12 games with five multi-hit games (three 2-hit, one 4-hit)... has scored at least one run in nine of 12 contests
- Had a career-high four hits, finishing 4-for-5 with four runs scored against Bradley (3/28)... went 1-for-5 with a solo home run in Iowa's 5-1 victory over No. 11 Indiana (3/23)... hit .417 in the three game sweep of Evansville (3/17-18) with four runs... had a base hit in his first at-bat of the season... went 3-for-5, tying a career-high in hits, against Saint Louis (3/20)
- 2017 Big Ten Tournament Most Outstanding Player and Big Ten All-Tournament team selection... hit .333 (6-of-18) with two doubles, two home runs, four runs, and three RBIs in five games ... went 3-for-4 with a double and home run against Maryland (5/25) and 2-for-3 with a solo home run against Nebraska (5/26)... had 17 putouts in left field at the tourney
- Hit .309 with 37 runs and 25 RBIs as a sophomore... had 11 doubles and seven home runs... started 57 games -- 54 in left field, two at second base, and one as the DH
- Started his career at Bradley (2015) before playing at Parkland College in 2016


CAREER STATS

YEAR	AVG.	G-GS	AB	R	H	2B	3B	HR	RBIS	BB	HBP	SO	SB-A
2017	.309	57-57	207	37	64	11	0	7	25	32	15	40	6-9
2018	.373	12-12	51	15	19	0	0	1	1	6	1	2	2-2
TOTALS	.322	69-69	258	52	83	11	0	8	26	38	16	42	8-11



30 CONNOR MCCAFFERY

Fr. • OF/1B • 6-6 • 205
North Liberty, Iowa • Iowa City West HS



2018 GAME-BY-GAME STATS

CAREER-HIGHS

AB:
H:
R:
2B:
3B:
HR:
RBIs:
BB:
SB:

SEASON HIGHLIGHTS

- Two-sport athlete at the University of Iowa, also competing on the men's basketball team
- Son of Iowa head men's basketball coach Fran McCaffery

CAREER STATS

YEAR	AVG.	G-GS	AB	R	H	2B	3B	HR	RBIS	BB	HBP	SO	SB-A
2018	--	--	--	--	--	--	--	--	--	--	--	--	--
TOTALS	--	--	--	--	--	--	--	--	--	--	--	--	--

Instagram: [UIBaseball](#)



Twitter: [@UIBaseball](#)



Facebook: [iowabaseball](#)

32 BRETT MCCLEARY

Fr. • C • 6-2 • 215
Iowa City, Iowa • City HS



2018 GAME-BY-GAME STATS

#32 McCleary, Brett - 14 games (All games)

Date	Opponent	Pos	AB	R	H	RBI	2B	3B	HR	BB	SB	CS	HBP	SAC	SF	GDP	K	PO	A	E	Avg	
Feb 16	vs Toledo	*dh	4	0	0	0	0	0	0	0	0	0	0	0	0	0	0	0	0	0	0	.000
Feb 17	vs Oakland	*dh	2	0	1	0	0	0	0	1	0	0	0	0	0	0	0	1	0	0	0	.167
Feb 24	vs Ball St.	ph	0	0	0	0	0	0	0	1	0	0	0	0	0	0	0	0	0	0	0	.167
Feb 27	CORNELL COLLEGE	*c	3	2	2	2	0	0	0	2	0	1	0	0	0	0	0	0	11	1	0	.333
Mar 02	at UAB	ph	1	0	0	0	0	0	0	0	0	0	0	0	0	0	0	1	0	0	0	.300
Mar 03	at UAB	*dh	1	0	0	1	0	0	0	1	0	0	1	0	1	0	0	0	0	0	0	.273
Mar 04	at UAB	ph	1	0	0	0	0	0	0	0	0	0	0	0	0	0	0	1	0	0	0	.250
Mar 10	at UNLV	ph/c	1	0	0	0	0	0	0	0	0	0	0	0	0	0	0	1	1	0	0	.231
Mar 11	at UNLV	*c	4	0	0	0	0	0	0	0	0	0	0	0	0	0	0	5	1	0	0	.176
Mar 17	EVANSVILLE-1	c	1	0	0	0	0	0	0	0	0	0	0	0	0	0	0	0	1	0	0	.167
Mar 17	EVANSVILLE-2	c	1	0	0	0	0	0	0	0	0	0	0	0	0	0	0	1	3	0	0	.158
Mar 20	SAINT LOUIS	*c	1	0	0	1	0	0	0	2	0	0	0	0	1	0	0	6	0	0	0	.150
Mar 28	BRADLEY	c	1	0	0	0	0	0	0	1	0	0	0	0	0	0	0	3	0	0	0	.143
Apr 04	GRAND VIEW	*c	3	0	1	1	0	0	0	0	0	0	0	0	0	0	1	9	0	0	0	.167
Totals		7gs	24	2	4	5	0	0	0	8	0	1	1	0	2	0	6	39	2	0	0	.167

On base pct. .371 • Slugging pct. .167

CAREER-HIGHS

AB: 4, 2X, LAST AT UNLV, 3/11/18
 H: 2 vs. CORNELL COLLEGE, 2/27/18
 R: 2 vs. CORNELL COLLEGE, 2/27/18
 2B: --
 3B: --
 HR: --
 RBIs: 2 vs. CORNELL COLLEGE, 2/27/18
 BB: 2, 2X, LAST vs. SAINT LOUIS, 3/20/18
 SB: --

SEASON HIGHLIGHTS

- Has started seven games -- three at designated hitter and four behind the plate... hitting .167 (4-of-24) with two runs and five RBIs
- One of two Iowa City natives on the Hawkeye roster
- Went 2-for-3 with two runs and two RBIs against Cornell College (2/27) for his first career multi-hit game... had his first career hit against Oakland (2/17)
- Started six games at the World University Games, four at DH and two at catcher... hit .292 (7-of-24) with three doubles, two runs, and two RBIs


CAREER STATS

YEAR	AVG.	G-GS	AB	R	H	2B	3B	HR	RBIS	BB	HBP	SO	SB-A
2018	.167	14-7	24	2	4	0	0	0	5	8	1	6	0-1
TOTALS	.167	14-7	24	2	4	0	0	0	5	8	1	6	0-1



33 JACK DREYER

Fr. • LHP • 6-2 • 200
Johnston, Iowa • Johnston HS



2018 GAME-BY-GAME STATS

#33 Dreyer, Jack - 8 appearances (All games)

Date	Opponent	GS	IP	H	R	ER	BB	SO	2B	3B	HR	WP	BK	HBP	IBB	Score	W-L	Sv	ERA	NP
Feb 17	vs Oakland		1.1	3	1	0	2	1	1	0	0	0	0	0	0	8-6	0-0	0	0.00	36
Feb 27	CORNELL COLLEGE		2.0	1	0	0	1	3	1	0	0	0	0	0	0	15-1	0-0	0	0.00	14
Mar 04	at UAB		1.0	0	0	0	0	2	0	0	0	0	0	0	0	0-4	0-0	0	0.00	16
Mar 10	at UNLV		0.0	1	3	3	1	0	1	0	0	0	0	1	0	2-11	0-0	0	6.23	15
Mar 14	vs Missouri State	*	2.1	4	4	3	1	6	0	0	1	1	0	2	0	3-8	0-1	0	8.10	59
Mar 20	SAINT LOUIS		1.0	2	2	2	1	2	0	0	0	1	0	1	0	6-7	0-2	0	9.39	34
Mar 28	BRADLEY		1.0	1	1	1	2	1	1	0	0	0	0	0	0	13-9	0-2	0	9.35	22
Apr 04	GRAND VIEW		1.0	0	0	0	0	1	0	0	0	0	0	0	0	4-2	0-2	0	8.38	12
Totals		1	9.2	12	11	9	8	16	4	0	1	2	0	4	0	51-48	0-2	0	8.38	-

CAREER-HIGHS

IP: 2.1 vs. MISSOURI STATE, 3/14/18
 H: 4 vs. MISSOURI STATE, 3/14/18
 R: 4 vs. MISSOURI STATE, 3/14/18
 ER: 3, 2X, LAST vs. MISSOURI STATE, 3/14/18
 SO: 6 vs. MISSOURI STATE, 3/14/18
 BB: 2, 2X, LAST vs. BRADLEY, 3/28/18

SEASON HIGHLIGHTS

- Left-handed reliever... is 0-2 with a 8.38 ERA in eight appearances, spanning 9 2/3 innings... has 16 strikeouts to eight walks
- Made his first career start against Missouri State (3/14), where he fanned six batters in 2 1/3 innings... made his Hawkeye debut against Oakland, allowing one unearned run on three hits in 1 1/3 innings... tossed two innings of relief against Cornell (2/27), allowing one hit and fanning three
- Tabbed as the 11th-best freshman in the Big Ten by D1Baseball.com.
- Will pitch in the summer of 2018 in the Cape Cod League for the Harwich Mariners.
- Father, Steve, played Major League Baseball for the Texas Rangers.


CAREER STATS

YEAR	ERA	W-L	APP	GS	CG	SHO	SV	IP	H	R	ER	BB	SO
2018	8.38	0-2	8	1	0	0	0	9.2	12	11	9	8	16
TOTALS	8.38	0-2	8	1	0	0	0	9.2	12	11	9	8	16



35 CAM BAUMANN

Fr. • LHP • 6-2 • 190
Fairfield, Iowa • Fairfield HS



2018 GAME-BY-GAME STATS

#35 Baumann, Cam - 9 appearances (All games)

Date	Opponent	GS	IP	H	R	ER	BB	SO	2B	3B	HR	WP	BK	HBP	IBB	Score	W-L	Sv	ERA	NP
Feb 18	vs Old Dominion		0.1	2	0	0	1	1	0	0	0	0	0	0	0	4-1	0-0	0	0.00	10
Feb 24	vs Ball St.		1.0	1	1	1	2	0	0	0	0	0	0	0	0	6-14	0-0	0	6.75	25
Mar 09	at UNLV		1.0	0	0	0	1	2	0	0	0	0	0	0	0	0-4	0-0	0	3.86	20
Mar 14	vs Missouri State		1.0	1	0	0	0	0	1	0	0	0	0	0	0	3-8	0-0	0	2.70	12
Mar 17	EVANSVILLE-2		1.1	0	0	0	1	3	0	0	0	0	0	0	0	8-3	0-0	0	1.93	24
Mar 21	LORAS COLLEGE		0.1	2	2	2	0	1	0	0	0	1	0	0	0	6-4	0-0	0	5.40	9
Mar 23	INDIANA-1		0.0	0	0	0	1	0	0	0	0	1	0	1	1	2-4	0-0	0	5.40	5
Mar 28	BRADLEY		1.0	1	0	0	0	2	0	0	0	0	0	0	0	13-9	0-0	0	4.50	17
Apr 04	GRAND VIEW		1.0	0	0	0	0	1	0	0	0	0	0	0	0	4-2	1-0	0	3.86	14
Totals		0	7.0	7	3	3	6	10	1	0	0	2	0	1	1	46-49	1-0	0	3.86	-

CAREER-HIGHS

- IP: 1.1 vs. EVANSVILLE, 3/17/18
- H: 2, 2X, LAST vs. LORAS COLLEGE, 3/21/18
- R: 2 vs. LORAS COLLEGE, 3/21/18
- ER: 2 vs. LORAS COLLEGE, 3/21/18
- SO: 3 vs. EVANSVILLE, 3/17/18
- BB: 2 vs. BALL STATE, 2/24/18

SEASON HIGHLIGHTS

- Left-handed reliever option... is 1-0 with a 3.86 ERA in nine appearances, spanning seven innings
- Earned his first career victory, tossing one perfect inning in relief in a midweek victory over Grand View (4/4)... made his Iowa debut against Old Dominion (2/18), allowing two hits in 1/3 of an inning
- Four-time all-state selection at Fairfield High School

CAREER STATS

YEAR	ERA	W-L	APP	GS	CG	SHO	SV	IP	H	R	ER	BB	SO
2018	3.86	1-0	9	0	0	0/0	0	7.0	7	3	3	6	10
TOTALS	3.86	1-0	9	0	0	0/0	0	7.0	7	3	3	6	10



37 KACE MASSNER

RS Fr. • OF • 6-6 • 230
Burlington, Iowa • Burlington HS



2018 GAME-BY-GAME STATS

#37 Massner, Kace - 9 games (All games)

Date	Opponent	Pos	AB	R	H	RBI	2B	3B	HR	BB	SB	CS	HBP	SAC	SF	GDP	K	PO	A	E	Avg	
Feb 23	vs Virginia Tech	pr	0	1	0	0	0	0	0	0	1	0	0	0	0	0	0	0	0	0	0	.000
Feb 24	vs Ball St.	ph	1	0	0	0	0	0	0	0	0	0	0	0	0	0	0	1	0	0	0	.000
Feb 27	CORNELL COLLEGE	ph	1	1	0	1	0	0	0	1	0	0	0	0	0	0	0	0	0	0	0	.000
Mar 11	at UNLV	*of	4	0	1	1	0	0	0	0	0	0	0	0	0	0	0	1	0	0	0	.167
Mar 14	vs Missouri State	*of	4	0	0	0	0	0	0	0	0	0	0	0	0	0	0	2	1	0	0	.100
Mar 17	EVANSVILLE-1	*of	0	0	0	0	0	0	0	1	0	0	0	0	0	0	0	0	0	0	0	.100
Mar 17	EVANSVILLE-2	ph	1	0	0	0	0	0	0	0	0	0	0	0	0	0	0	0	0	0	0	.091
Mar 18	EVANSVILLE	pr	0	1	0	0	0	0	0	0	0	0	0	0	0	0	0	0	0	0	0	.091
Mar 21	LORAS COLLEGE	ph	1	0	0	0	0	0	0	0	0	0	0	0	0	0	0	1	0	0	0	.083
Totals		3gs	12	3	1	2	0	0	0	2	1	0	0	0	0	0	0	5	1	0	0	.083

On base pct. .214 • Slugging pct. .083

CAREER-HIGHS

AB: 4, 2X, LAST VS. MISSOURI STATE, 3/14/18

H: 1 at UNLV, 3/11/18

R: 1, 3X, LAST VS. EVANSVILLE, 3/18/18

2B: --

3B: --

HR: --

RBI: 1, 2X, LAST AT UNLV, 3/11/18

BB: 1, 2X, LAST VS. EVANSVILLE, 3/17/18

SB: 1 vs. VIRGINIA TECH, 2/23/18

SEASON HIGHLIGHTS

- Has appeared in nine games with three starts -- all in left field... hitting .083 (1-of-12) with three runs and two RBIs
- Made his first career start at UNLV (3/11), finishing 1-for-4 with an RBI single... made his Iowa debut against Virginia Tech (2/23)... scored the game-winning run via walk-off in the bottom of the 10th after entering as a pinch runner
- Redshirted in 2017

CAREER STATS

YEAR	AVG.	G-GS	AB	R	H	2B	3B	HR	RBIS	BB	HBP	SO	SB-A
2018	.083	9-3	12	3	1	0	0	0	2	2	0	5	1-1
TOTALS	.083	9-3	12	3	1	0	0	0	2	2	0	5	1-1



38 TRENTON WALLACE

Fr. • LHP/OF • 6-1 • 200
Rock Island, Ill. • Davenport Assumption HS



2018 GAME-BY-GAME STATS

#38 Wallace, Trenton - 8 games (All games)

Date	Opponent	Pos	AB	R	H	RBI	2B	3B	HR	BB	SB	CS	HBP	SAC	SF	GDP	K	PO	A	E	Avg	
Feb 16	vs Toledo	pr	0	0	0	0	0	0	0	0	0	0	0	0	0	0	0	0	0	0	0	.000
Feb 18	vs Old Dominion	p	0	0	0	0	0	0	0	0	0	0	0	0	0	0	0	0	0	1	0	.000
Feb 24	vs Ball St.	1b/ph	1	0	0	0	0	0	0	0	0	0	0	0	0	0	0	0	0	0	0	.000
Feb 27	CORNELL COLLEGE	*p	0	0	0	0	0	0	0	0	0	0	0	0	0	0	0	0	1	1	0	.000
Mar 10	at UNLV	ph/1b	1	0	0	0	0	0	0	0	0	0	0	0	0	0	0	0	2	0	0	.000
Mar 14	vs Missouri State	p	0	0	0	0	0	0	0	0	0	0	0	0	0	0	0	0	1	1	0	.000
Mar 17	EVANSVILLE-1	ph/1b	1	0	0	0	0	0	0	0	0	0	0	0	0	0	0	1	1	0	0	.000
Mar 21	LORAS COLLEGE	ph/of	0	0	0	0	0	0	1	0	0	0	0	0	0	0	0	0	1	0	0	.000
Totals		1gs	3	0	0	0	0	0	1	0	0	0	0	0	0	0	0	1	6	3	0	.000

On base pct. .250 • Slugging pct. .000

#38 Wallace, Trenton - 8 appearances (All games)

Date	Opponent	GS	IP	H	R	ER	BB	SO	2B	3B	HR	WP	BK	HBP	IBB	Score	W-L	Sv	ERA	NP
Feb 18	vs Old Dominion		1.2	1	1	1	3	2	0	0	0	0	0	0	0	4-1	0-0	0	5.40	41
Feb 27	CORNELL COLLEGE	*	3.0	4	0	0	0	4	0	0	0	0	0	0	0	15-1	1-0	0	1.93	15
Mar 03	at UAB		2.2	2	1	1	1	4	1	0	0	0	0	2	0	11-3	1-0	0	2.45	47
Mar 11	at UNLV		0.1	0	0	0	1	0	0	0	0	0	0	0	0	3-13	1-0	0	2.35	7
Mar 14	vs Missouri State		2.0	3	3	3	1	2	1	0	1	1	1	0	0	3-8	1-0	0	4.66	46
Mar 20	SAINT LOUIS	*	3.0	2	2	1	1	1	0	0	1	1	0	0	0	6-7	1-0	0	4.26	47
Mar 28	BRADLEY	*	1.0	1	0	0	0	1	0	0	0	0	0	0	0	13-9	1-0	0	3.95	21
Apr 04	GRAND VIEW	*	2.0	2	2	2	0	3	0	0	1	0	0	0	0	4-2	1-0	0	4.60	28
Totals		4	15.2	15	9	8	6	18	2	0	3	1	1	3	0	59-44	1-0	0	4.60	-

CAREER-HIGHS

AB: 1, 3X, LAST VS. EVANSVILLE, 3/17/18

H:

R:

2B:

3B:

HR:

RBI:

BB: 1 vs. LORAS COLLEGE, 3/21/18

SB:

PITCHING

IP: 3.0, 2X, LAST VS. SAINT LOUIS, 3/20/18

H: 4 vs. CORNELL COLLEGE, 2/27/18

R: 3 vs. MISSOURI STATE, 3/14/18

ER: 3 vs. MISSOURI STATE, 3/14/18

SO: 4, 2X, LAST AT UAB, 3/3/18

BB: 3 vs. OLD DOMINION, 2/18/18

SEASON HIGHLIGHTS

- Is a two-way player as a left-handed pitcher and outfielder... is 1-0 with a 4.60 ERA in eight appearances (four starts)... has 18 strikeouts against six walks over 15 2/3 innings
- Earned his first career win in his first career start, scattering four hits and not allowing a run in three innings against Cornell College (2/27)... had four strikeouts to zero walks
- Made his Iowa debut against Old Dominion (2/18), allowing one run on one hit... fanned two, but issued three walks
- Named the 29th-best freshman in the Big Ten by D1Baseball.com

CAREER STATS

YEAR	AVG.	G-GS	AB	R	H	2B	3B	HR	RBIS	BB	HBP	SO	SB-A
2018	.000	5-0	3	0	0	0	0	0	0	1	0	1	0-0
TOTALS	.000	5-0	3	0	0	0	0	0	0	1	0	1	0-0

YEAR	ERA	W-L	APP	GS	CG	SHO	SV	IP	H	R	ER	BB	SO
2018	4.60	1-0	8	4	0	0/0	0	15.2	15	9	8	6	18
TOTALS	4.60	1-0	8	4	0	0/0	0	15.2	15	9	8	6	18

Instagram: [UIBaseball](#)



Twitter: [@UIBaseball](#)



Facebook: [iowabaseball](#)

43 GRANT LEONARD

So. • RHP • 5-11 • 170
Mokena, Ill • Lincoln Way HS



2018 GAME-BY-GAME STATS

#43 Leonard, Grant - 14 appearances (All games)

Date	Opponent	GS	IP	H	R	ER	BB	SO	2B	3B	HR	WP	BK	HBP	IBB	Score	W-L	Sv	ERA	NP
Feb 16	vs Toledo		0.2	0	0	0	0	1	0	0	0	0	0	0	0	4-3	1-0	0	0.00	8
Feb 18	vs Old Dominion		1.1	1	0	0	0	1	0	0	0	0	0	0	0	4-1	1-0	0	0.00	25
Feb 27	CORNELL COLLEGE		0.2	0	0	0	0	2	0	0	0	0	0	0	0	15-1	1-0	0	0.00	7
Mar 02	at UAB		0.2	1	0	0	1	2	0	0	0	0	0	0	0	4-1	1-0	0	0.00	17
Mar 04	at UAB		0.2	1	0	0	0	0	0	0	0	0	0	0	0	0-4	1-0	0	0.00	3
Mar 10	at UNLV		0.1	3	3	3	0	0	0	0	0	0	0	0	0	2-11	1-0	0	6.23	11
Mar 11	at UNLV		0.1	2	0	0	0	0	0	0	0	1	0	0	0	3-13	1-0	0	5.79	15
Mar 14	vs Missouri State		0.2	1	0	0	0	1	0	0	0	0	0	0	0	3-8	1-0	0	5.06	14
Mar 17	EVANSVILLE-2		1.0	0	0	0	0	0	0	0	0	0	0	0	0	8-3	1-0	0	4.26	13
Mar 18	EVANSVILLE		0.2	1	0	0	0	1	0	0	0	0	0	0	0	4-3	1-0	1	3.86	11
Mar 21	LORAS COLLEGE		1.0	2	1	1	1	1	0	0	0	0	0	0	1	6-4	1-0	1	4.50	21
Mar 28	BRADLEY		1.0	2	1	1	1	0	0	0	0	0	0	0	0	13-9	1-0	1	5.00	32
Mar 30	at Illinois		1.0	0	0	0	0	1	0	0	0	0	0	0	0	8-5	1-0	2	4.50	-
Apr 01	at Illinois		1.1	1	0	0	0	1	0	0	0	0	0	0	0	4-2	1-0	2	3.97	27
Totals		0	11.1	15	5	5	3	11	0	0	0	1	0	0	1	78-68	1-0	2	3.97	-

CAREER-HIGHS

IP: 1.1, 2X, LAST AT ILLINOIS, 4/1/18

H:3 AT UNLV, 3/10/18

R: 3 AT UNLV, 3/10/18

ER: 3 AT UNLV, 3/10/18

SO: 2, 2X, LAST AT UAB, 3/2/18

BB: 1, 4X, LAST VS. BRADLEY, 3/28/18

SEASON HIGHLIGHTS

- Is 1-0 with a 3.97 ERA in a team-high 14 appearances, which are third-most in the Big Ten... has 11 strikeouts in 11 1/3 innings of relief
- Recorded his first career save, tossing a perfect ninth in the road win at No. 22 Illinois... got four outs in the game three win before exiting the contest after taking a one-hopper off his face (still fielded his position and backed up first base with a broken nose)
- Picked up his first career win against Toledo (2/16), getting two outs with the bases loaded in the top of the ninth inning in an eventual walk-off Hawkeye victory
- Made two appearances in 2017...joined team as a walk-on

CAREER STATS

YEAR	ERA	W-L	APP	GS	CG	SHO	SV	IP	H	R	ER	BB	SO
2017	4.50	0-0	2	0	0	0/0	0	2.0	3	1	1	1	0
2018	3.97	1-0	14	0	0	0/0	2	11.1	15	5	5	3	11
TOTALS	4.05	1-0	16	0	0	0/0	2	13.1	18	6	6	4	11



44 ROBERT NEUSTROM

Jr. • OF • 6-3 • 210
Sioux City, Iowa • Sioux City North HS



2018 GAME-BY-GAME STATS

#44 Neustrom, Robert - 26 games (All games)

Date	Opponent	Pos	AB	R	H	RBI	2B	3B	HR	BB	SB	CS	HBP	SAC	SF	GDP	K	PO	A	E	Avg	
Feb 16	vs Toledo	*of	4	2	2	1	0	0	1	0	0	0	0	0	0	0	1	3	0	1	.500	
Feb 17	vs Oakland	*of	4	1	1	2	1	0	0	0	0	0	0	0	1	0	0	0	0	0	.375	
Feb 18	vs Old Dominion	*of	4	1	1	0	0	0	1	0	0	0	0	0	0	0	0	0	0	0	.333	
Feb 23	vs Virginia Tech	*of	4	0	2	0	0	0	0	0	0	0	0	0	0	0	1	4	0	0	.375	
Feb 24	vs Ball St.	*of	5	0	1	0	0	0	0	0	0	0	0	0	0	0	1	2	0	0	.333	
Feb 25	at New Orleans	*of	5	1	2	0	0	0	1	1	0	0	0	0	0	0	0	2	0	0	.346	
Feb 27	CORNELL COLLEGE	*of	2	1	1	0	0	0	1	0	0	0	0	0	0	0	0	0	0	0	.357	
Mar 02	at UAB	*of	3	0	1	0	0	0	1	0	0	0	0	0	0	0	1	3	0	0	.355	
Mar 03	at UAB	*of	4	2	2	1	0	0	2	0	0	0	0	0	0	0	1	3	0	0	.371	
Mar 04	at UAB	*of	4	0	0	0	0	0	0	0	0	0	0	0	0	1	0	1	0	0	.333	
Mar 09	at UNLV	*of	3	0	1	0	0	0	1	0	0	0	0	0	0	0	1	2	0	0	.333	
Mar 10	at UNLV	*of	4	0	1	0	0	0	0	0	0	0	0	0	0	0	0	0	0	0	.326	
Mar 11	at UNLV	*of	4	1	2	1	1	0	0	0	0	0	0	0	0	0	1	0	0	0	.340	
Mar 14	vs Missouri State	*of	3	1	0	0	0	0	1	0	0	0	0	0	0	0	0	0	2	0	.321	
Mar 17	EVANSVILLE-1	*of	4	2	2	2	0	0	1	0	0	0	1	0	0	0	0	3	0	0	.333	
Mar 17	EVANSVILLE-2	*of	4	3	3	1	1	0	1	0	0	0	0	0	0	1	0	0	0	0	.361	
Mar 18	EVANSVILLE	*of	3	1	1	0	0	0	1	0	0	0	0	0	0	0	0	3	0	0	.359	
Mar 20	SAINT LOUIS	*of	5	0	1	0	0	0	0	0	0	0	0	0	0	0	1	2	0	0	.348	
Mar 21	LORAS COLLEGE	*of	3	2	1	1	0	0	1	1	0	0	0	0	0	0	0	3	0	0	.347	
Mar 23	INDIANA-1	*of	4	0	1	0	0	0	0	0	0	0	0	0	0	0	0	0	0	0	.342	
Mar 23	INDIANA-2	*of	5	1	2	0	2	0	0	0	0	0	0	0	0	0	0	3	0	0	.346	
Mar 28	BRADLEY	*of	5	1	3	2	0	0	1	0	0	0	0	0	0	0	1	1	0	0	.360	
Mar 30	at Illinois	*of	4	4	3	3	0	0	1	1	0	0	0	0	0	0	0	1	0	0	.378	
Mar 31	at Illinois	*of/of	6	1	1	2	0	0	0	0	0	0	0	0	1	1	4	0	0	0	.365	
Apr 01	at Illinois	*of	5	0	0	0	0	0	0	0	0	0	0	0	0	0	1	1	0	0	.347	
Apr 04	GRAND VIEW	*of	4	0	1	0	0	0	0	0	0	0	0	0	0	0	1	1	0	0	.343	
Totals			26gs	105	25	36	16	5	0	5	12	1	0	1	0	1	3	12	44	0	1	.343

On base pct. .412 • Slugging pct. .533

CAREER-HIGHS

AB: 6, 3X, LAST AT ILLINOIS, 3/31/18

H: 4 vs. LEHIGH, 3/12/17

R: 4 AT ILLINOIS, 3/30/18

2B: 2, 3X, LAST vs. INDIANA, 3/23/18

3B: 1, 4X, LAST vs. PURDUE, 3/26/17

HR: 2 AT ILLINOIS, 5/18/17

RBI: 5 vs. LEHIGH, 3/12/17

BB: 2, 3X, LAST AT UAB, 3/3/18

SB: 2, 2X, LAST vs. PENN STATE, 4/29/17

SEASON HIGHLIGHTS

- Iowa's starting right fielder... hitting .343 (36-of-105) with 25 runs and 16 RBIs... has hit safely in 23-of-26 games and reached safely in 24-of-26 contests... has a team-best 10 multi-hit games (seven 2-hit, three 3-hit contests)... has started 89 straight games dating back to the 2016 season... has started 125 of 139 possible games in his Iowa career... had a season-best 10-game hitting streak from March 17-31
- Ranks in the top 14 in the Big Ten in five categories -- tied for seventh in runs (25), eighth in home runs (5), tied for eighth in total bases (56), 10th in hits (36), and 14th in batting average (.343)
- Finished 3-for-4 with a home run, three RBIs and a career-high four runs scored in the series opener at No. 22 Illinois... went 3-for-5 with two RBIs in come-from-behind win against Bradley (3/28)... went 2-for-5 with two doubles in game two against No. 11 Indiana (3/23)... hit .545 (6-of-11) with six runs scored in sweep of Evansville (3/17-18)... went 5-for-8 with five runs and three RBIs in the doubleheader, hitting home runs in both games... hit his fourth home run of the season against Loras College (3/21), finishing 1-for-3 with two runs and an RBI... had a pair of hits, including a solo home run in the 4-3 victory over Toledo (2/16)
- Preseason Big Ten Player of the Year by Baseball America and Perfect Game... preseason All-Big Ten selection by Perfect Game and named to the Big Ten Preseason Honors List... named the 26th-best outfielder in college baseball by D1Baseball.com.
- Second-team All-Big Ten as an outfielder as a junior... started all 61 games where he hit .310 with 79 hits, 41 runs, and 55 RBIs... had 16 doubles, one triple, and nine home runs
- Ranked third in the Big Ten in hits (79), third in total bases (124), fourth in RBIs (55), tied for eighth in doubles (16), tied for 10th in home runs (9), and 14th in slugging percentage (.486)
- One of Iowa's four team captains.
- Rated as the second-best MLB Draft prospect in the Big Ten and 74th-best nationally... ranked as the 26th-best outfielder in the nation by D1Baseball.com... was a Cape Cod League All-Star in 2017... was one of top players in the field at the World University Games, hitting .387 (12-of-31) with six runs, six RBIs, and seven extra base hits.

CAREER STATS

YEAR	AVG.	G-GS	AB	R	H	2B	3B	HR	RBIS	BB	HBP	SO	SB-A
2016	.307	52-38	153	24	47	6	3	1	21	17	4	34	4-6
2017	.310	61-61	255	41	79	16	1	9	55	19	2	36	10-14
2018	.343	26-26	105	25	36	5	0	5	16	12	1	12	1-1
TOTALS	.316	139-125	513	90	162	27	4	15	92	48	7	82	15-21

Instagram: [UIBaseball](#)



Twitter: [@UIBaseball](#)



Facebook: [iowabaseball](#)

45 KYLE SHIMP

RS So. • LHP • 6-7 • 225
Yorkville, Ill • Yorkville HS



2018 GAME-BY-GAME STATS

#45 Shimp, Kyle - 9 appearances (All games)

Date	Opponent	GS	IP	H	R	ER	BB	SO	2B	3B	HR	WP	BK	HBP	IBB	Score	W-L	Sv	ERA	NP
Feb 17	vs Oakland		2.0	1	0	0	3	1	0	0	0	0	0	0	0	8-6	0-0	1	0.00	48
Feb 25	at New Orleans		2.0	0	0	0	1	3	0	0	0	0	0	0	0	8-2	0-0	1	0.00	29
Mar 04	at UAB		0.1	3	3	3	0	0	1	0	0	0	0	0	0	0-4	0-0	1	6.23	12
Mar 11	at UNLV		0.1	2	3	3	1	0	0	0	0	0	0	0	0	3-13	0-0	1	11.57	11
Mar 14	vs Missouri State		0.1	1	1	1	1	0	0	0	0	0	0	0	0	3-8	0-0	1	12.60	13
Mar 21	LORAS COLLEGE		2.2	1	1	1	1	4	0	0	0	0	0	0	0	6-4	0-0	1	9.39	31
Mar 28	BRADLEY		1.0	0	0	0	2	1	0	0	0	0	0	0	0	13-9	0-0	1	8.31	22
Mar 31	at Illinois		0.0	3	3	3	0	0	0	0	0	1	0	0	0	12-13	0-0	1	11.42	18
Apr 04	GRAND VIEW		1.0	0	0	0	1	1	0	0	0	0	0	1	0	4-2	0-0	1	10.24	16
Totals		0	9.2	11	11	11	10	10	1	0	0	1	0	1	0	57-61	0-0	1	10.24	-

CAREER-HIGHS

IP: 3.0 vs. MINNESOTA, 5/27/17

H: 3, 3X, LAST AT ILLINOIS, 3/31/18

R: 4 AT ILLINOIS, 5/19/17

ER: 3, 4X, LAST AT ILLINOIS, 3/31/18

SO: 4 vs. LORAS COLLEGE, 3/21/18

BB: 3, 2X, LAST vs. OAKLAND, 2/17/18

SEASON HIGHLIGHTS

- Has a low 90s fastball... is 0-0 with a 10.24 ERA in nine appearances with one save
- Earned his first career save, allowing one hit in two shutout innings against Oakland (2/17)
- Collegiate Baseball Freshman All-American... went 5-1 with a 3.18 ERA over 18 appearances in 2017... allowed just 18 hits over 28 1/3 innings and had 26 strikeouts, but 23 walks... holding opponents to a .186 batting average
- One of four team captains for 2018 season
- Rated as the 30th-best MLB Draft prospect in the Big Ten by D1Baseball.com

CAREER STATS

YEAR	ERA	W-L	APP	GS	CG	SHO	SV	IP	H	R	ER	BB	SO
2017	3.18	5-1	18	0	0	0/0	0	28.1	18	15	10	23	26
2018	10.24	0-0	9	0	0	0/0	1	9.2	11	11	11	10	10
TOTALS	4.97	5-1	27	0	0	0/0	1	38.0	29	26	21	33	36

Instagram: [UIBaseball](#)



Twitter: [@UIBaseball](#)



Facebook: [iowabaseball](#)

STARTING LINEUPS BY GAME

Date	Opp.	C	1B	2B	3B	SS	LF	CF	RF	DH/P
2/16	Toledo	Cropley	Hoeg	Boe	Elion	Crowl	Wetrich	Norman	Neustrom	McCleary
2/17	Oakland	Cropley	Judkins	Boe	Elion	Crowl	Hoeg	Norman	Neustrom	McCleary
2/18	Old Dom.	Cropley	Hoeg	Boe	Elion	Crowl	Norman	Jenkins	Neustrom	Judkins
2/23	Va. Tech	Cropley	Hoeg	Boe	Elion	Crowl	Norman	Jenkins	Neustrom	Judkins
2/24	Ball State	Cropley	Hoeg	Crowl	Elion	Wetrich	Norman	Jenkins	Neustrom	Guzzo
2/25	UNO	Cropley	Judkins	Boe	Hoeg	Crowl	Norman	Jenkins	Neustrom	Guzzo
2/27	Cornell	McCleary	Hoeg	Boe	Elion	Crowl	Wetrich	Jenkins	Neustrom	Cropley
3/2	at UAB	Cropley	Hoeg	Boe	Elion	Crowl	Norman	Jenkins	Neustrom	Wetrich
3/3	at UAB	Cropley	Hoeg	Boe	Elion	Crowl	Norman	Jenkins	Neustrom	McCleary
3/4	at UAB	Cropley	Hoeg	Boe	Elion	Crowl	Norman	Jenkins	Neustrom	Guzzo
3/9	at UNLV	Cropley	Hoeg	Boe	Elion	Crowl	Norman	Jenkins	Neustrom	Guzzo
3/10	at UNLV	Cropley	Hoeg	Wetrich	Elion	Crowl	Farley	Norman	Neustrom	Guzzo
3/11	at UNLV	McCleary	Hoeg	Boe	Elion	Crowl	Massner	Cropley	Neustrom	Guzzo
3/14	vs. Mo. St.	Cropley	Guzzo	Boe	Hoeg	Crowl	Massner	Norman	Neustrom	Elion
3/17-1	Evansville	Cropley	Guzzo	Boe	Hoeg	Crowl	Massner	Jenkins	Neustrom	Whelan
3/17-2	Evansville	Cropley	Guzzo	Boe	Hoeg	Crowl	Wetrich	Jenkins	Neustrom	Whelan
3/18	Evansville	Berst	Guzzo	Boe	Hoeg	Crowl	Wetrich	Cropley	Neustrom	Whelan
3/20	Saint Louis	McCleary	Guzzo	Boe	Hoeg	Crowl	Cropley	Jenkins	Neustrom	Whelan
3/21	Loras College	Berst	Hoeg	Wetrich	Elion	Crowl	Cropley	Norman	Neustrom	Whelan
3/23-1	Indiana	Cropley	Guzzo	Boe	Hoeg	Crowl	Norman	Jenkins	Neustrom	Whelan
3/23-2	Indiana	Cropley	Guzzo	Boe	Hoeg	Crowl	Norman	Jenkins	Neustrom	Whelan
3/28	Bradley	Cropley	Guzzo	Boe	Hoeg	Crowl	Norman	Jenkins	Neustrom	Whelan
3/30	at Illinois	Cropley	Guzzo	Boe	Hoeg	Crowl	Norman	Jenkins	Neustrom	Whelan
3/31	at Illinois	Cropley	Hoeg	Boe	Elion	Crowl	Wetrich	Jenkins	Neustrom	Whelan
4/1	at Illinois	Cropley	Guzzo	Boe	Elion	Crowl	Wetrich	Jenkins	Neustrom	Whelan
4/4	G. View	McCleary	Guzzo	Boe	Elion	Crowl	Cropley	Jenkins	Neustrom	Whelan

PINCH-HITTING BREAKDOWN

Player	Avg.	AB-H-RBI	2B-3B-HR	BB-HBP-SO
Lorenzo Elion	.500	2-1-1	0-0-0	0-0-0
Luke Farley	.000	7-0-0	0-0-0	1-0-3
Austin Guzzo	.250	4-1-1	1-0-0	0-1-1
Justin Jenkins	.000	1-0-0	0-0-0	0-0-1
Grant Judkins	.500	2-1-0	1-0-0	2-0-1
Kace Massner	.000	4-0-0	0-0-0	0-0-2
Brett McCleary	.000	3-0-0	0-0-0	1-0-3
Ben Norman	.000	2-0-0	0-0-0	0-0-0
Zion Pettigrew	.250	4-1-1	0-0-0	0-0-0
Trenton Wallace	.000	3-0-0	0-0-0	1-0-1
Tanner Wetrich	.300	6-2-0	2-0-0	2-0-3

STARTING LINEUPS - BATTING ORDER

- Whelan (12), Jenkins (6), Norman (5), Hoeg (3)
- Neustrom (15), Crowl (9), Elion (2)
- Cropley (15), Neustrom (11)
- Guzzo (13), Cropley (11), Crowl (2)
- Crowl (10), Guzzo (5), Wetrich (4), Judkins (3), McCleary (2), Elion (2), Hoeg (1)
- Hoeg (9), Elion (7), Wetrich (4), Crowl (3), Massner (2), McCleary (1)
- Jenkins (7), Hoeg (5), Norman (4), Elion (3), McCleary (2), Boe (1), Judkins (1), Farley (1), Crowl (1), Wetrich (1)
- Norman (7), Hoeg (6), Boe (3), Elion (3), Jenkins (2), McCleary (2), Crowl (1), Wetrich (1), Massner (1)
- Boe (19), Jenkins (4), Berst (2), Norman (1)

CAREER MULTI-HIT GAMES

Player	2015	2016	2017	2018	Total
Mitchell Boe	--	2	12	5	19
Tyler Cropley	--	--	15	9	24
Kyle Crowl	--	--	--	7	7
Zach Daniels	--	4	--	--	4
Lorenzo Elion	--	--	--	4	4
Luke Farley	--	2	--	1	3
Austin Guzzo	2	6	4	1	13
Matt Hoeg	--	--	15	5	20
Justin Jenkins	--	--	--	3	3
Grant Judkins	--	--	7	--	7
Brett McCleary	--	--	--	1	1
Robert Neustrom	--	12	25	10	47
Ben Norman	--	--	18	1	19
Tanner Wetrich	--	--	--	3	3
Chris Whelan	--	--	22	5	27

CAREER MULTI-RBI GAMES

Player	2015	2016	2017	2018	Total
Mitchell Boe	--	--	6	2	8
Tyler Cropley	--	--	9	6	15
Kyle Crowl	--	--	1	4	5
Zach Daniels	--	1	--	--	1
Lorenzo Elion	--	--	--	3	3
Luke Farley	--	3	--	--	3
Austin Guzzo	1	6	1	2	10
Matt Hoeg	--	--	12	2	14
Justin Jenkins	--	--	1	3	4
Grant Judkins	--	--	4	1	5
Brett McCleary	--	--	--	1	1
Robert Neustrom	11	5	12	5	22
Ben Norman	--	--	7	2	9
Tanner Wetrich	--	--	--	2	2
Chris Whelan	--	--	6	--	6

HITTING/ON-BASE STREAKS

Player	Hitting	Career	On-Base	Career
Mitchell Boe	--	8	2	14
Tyler Cropley	10	10	14	14
Kyle Crowl	--	8	14	14
Zach Daniels	--	5	--	5
Lorenzo Elion	4	4	4	6
Luke Farley	--	3	--	6
Matt Hoeg	1	8	1	12
Austin Guzzo	2	5	6	11
Justin Jenkins	--	4	--	8
Grant Judkins	--	6	--	15
Kace Massner	--	1	--	2
Brett McCleary	1	2	3	3
Robert Neustrom	1	14	1	16
Ben Norman	--	5	--	14
Zion Pettigrew	1	1	1	1
Trenton Wallace	--	--	1	1
Tanner Wetrich	2	3	6	6
Chris Whelan	6	7	6	14



STARTING PITCHERS

Pitcher	Date	Opp.	Dec.	IP	H	R	ER	BB	SO	NP	Score	Final
Allgeyer	2/16	vs. Toledo	ND	5.0	4	3	0	3	7	90	1-3	4-3
McDonald	2/17	vs. Oakland	ND	3.0	7	5	5	1	1	51	5-5	8-6
Schanuel	2/18	vs. Old Dom.	W	3.2	2	0	0	2	4	61	3-0	4-1
Allgeyer	2/23	vs. Virginia Tech	ND	7.0	5	1	1	0	8	91	1-1	2-1
Schanuel	2/24	vs. Ball State	L	3.1	5	7	6	4	4	82	2-7	6-14
McDonald	2/25	at New Orleans	W	7.0	3	2	0	1	4	88	6-2	8-2
Wallace	2/27	Cornell College	W	3.0	4	0	0	0	4	42	8-0	15-1
Allgeyer	3/2	at UAB	W	6.2	4	1	1	1	4	90	3-1	4-1
Schanuel	3/3	at UAB	W	5.0	1	0	0	4	7	82	3-0	11-3
McDonald	3/4	at UAB	L	5.0	5	1	1	1	4	82	0-1	0-4
Allgeyer	3/9	at UNLV	L	6.0	6	3	3	2	5	92	0-3	0-4
Schanuel	3/10	at UNLV	L	5.0	5	2	2	4	4	94	2-1	2-11
McDonald	3/11	at UNLV	ND	4.1	6	3	3	1	3	88	2-3	3-13
Dreyer	3/14	vs. Missouri St.	L	2.1	4	4	3	1	6	59	2-4	3-8
Allgeyer	3/17	Evansville-1	W	6.0	4	1	1	2	4	81	10-1	10-3
Schanuel	3/17	Evansville-2	W	5.0	1	0	0	4	6	108	7-0	8-3
McDonald	3/18	Evansville	ND	5.0	5	2	1	3	4	85	1-1	4-3
Wallace	3/20	Saint Louis	ND	3.0	2	2	1	1	1	47	2-2	6-7
Judkins	3/21	Loras College	ND	4.0	1	0	0	1	3	55	1-0	6-4
Allgeyer	3/23	Indiana-1	L	7.0	10	3	3	1	5	86	1-3	2-4
Schanuel	3/23	Indiana-2	W	7.0	1	0	0	4	11	110	4-0	5-1
Wallace	3/28	Bradley	ND	1.0	1	0	0	0	1	21	2-0	13-9
Allgeyer	3/30	at Illinois	W	6.1	7	5	3	1	8	--	7-5	8-5
Schanuel	3/31	at Illinois	L	2.0	7	6	6	2	1	53	0-6	12-13
McDonald	4/1	at Illinois	W	6.1	5	2	2	4	6	113	4-2	4-2
Wallace	4/4	Grand View	ND	2.0	2	2	2	0	3	28	1-2	4-2

STARTING PITCHER RECORDS

Pitcher	2018	Career
Nick Allgeyer	3-2	3-2
Jack Dreyer	0-1	0-1
Grant Judkins	0-0	1-0
Cole McDonald	2-1	8-5
Shane Ritter	--	0-1
Brady Schanuel	4-3	4-3
Trenton Wallace	1-0	1-0

STARTING PITCHER STATS

Pitcher	Starts	IP	W-L	R-ER	BB-K	ERA	B/AVG.
Nick Allgeyer	7	44.0	3-2	17-12	10-41	2.45	.245
Jack Dreyer	1	2.1	0-1	4-3	1-6	11.57	.364
Grant Judkins	1	4.0	0-0	0-0	1-3	0.00	.071
Cole McDonald	6	30.2	2-1	15-12	11-22	3.52	.267
Brady Schanuel	7	31.0	22	15-14	24-37	4.06	.195
Trenton Wallace	4	9.0	1-0	4-3	1-9	3.00	.257
TOTALS	26	121.0	10-7	55-44	48-118	3.27	.237

RUN SUPPORT

	Starts	Total Runs	Avg.
Nick Allgeyer	7	30	4.3
High: 10 vs. Evansville, 3/17			
Low: 0 at UNLV, 3/9			
Jack Dreyer	1	3	3.0
High: 3 vs. Missouri State, 3/14			
Low: 3 vs. Missouri State, 3/14			
Grant Judkins	1	6	6.0
High: 6 vs. Loras, 3/21			
High: 6 vs. Loras, 3/21			
Cole McDonald	6	27	4.5
High: 8, 2X, last vs. New Orleans, 2/25			
Low: 0 at UAB, 3/4			
Brady Schanuel	7	48	6.9
High: 12 vs. Illinois, 3/31			
Low: 2 at UNLV, 3/10			
Trenton Wallace	4	38	9.5
High: 15 vs. Cornell College, 2/27			
Low: 4 vs. Grand View, 4/4			



BULLPEN STATISTICS

Pitcher	W-L-S	App.	ERA	IP	H	R	ER	BB	K	B/Avg.
Cam Baumann	1-0-0	9	3.86	7.0	7	3	3	6	10	.241
Zach Daniels	3-1-2	10	1.80	20.0	12	7	4	11	22	.176
Jack Dreyer	0-1-0	7	7.36	7.1	8	7	6	7	10	.286
Grant Judkins	0-0-0	3	5.14	7.0	8	6	4	3	7	.286
Kole Kampen	0-0-0	6	7.71	7.0	9	7	6	6	7	.321
Grant Leonard	1-0-2	14	3.97	11.1	15	5	5	3	11	.326
Derek Lieurance	0-0-0	3	7.71	2.1	0	2	2	1	2	.000
Nick Nelsen	2-0-2	11	3.27	11.0	9	5	4	4	17	.225
Ben Probst	0-0-0	9	5.19	8.2	13	8	5	2	6	.342
Shane Ritter	0-0-0	11	6.30	10.0	11	7	7	12	8	.275
Kyle Shimp	0-0-1	9	10.24	9.2	11	11	11	10	10	.297
Trenton Wallace	0-0-0	4	6.75	6.2	6	5	5	5	9	.240
TOTALS	7-2-7	--	5.17	108.0	109	73	62	70	119	.263

BULLPEN STATISTICS

Opponent	Date	W-L-S	Pitchers	Inn.	H	R-ER	BB-50
vs. Toledo	2/16	1-0-0	Ritter, Daniels, Leonard	4.0	3	0-0	5-5
vs. Oakland	2/17	1-0-1	Dreyer, Nelsen, Shimp	6.0	5	1-0	6-6
vs. Old Dom.	2/18	0-0-1	Wallace, Leonard, Baumann, Daniels	5.1	4	1-1	4-5
vs. Virginia Tech	2/23	1-0-0	Daniels	3.0	1	0-0	1-4
vs. Ball State	2/24	0-0-0	Nelsen, Baumann, Judkins, Probst	5.2	9	7-6	2-7
at New Orleans	2/25	0-0-0	Shimp	2.0	0	0-0	1-3
Cornell College	2/27	0-0-0	Ritter, Dreyer, Lieurance, Kampen, Leonard, Probst	6.0	2	1-1	1-8
at UAB	3/2	0-0-1	Leonard, Daniels	2.1	2	0-0	1-3
at UAB	3/3	0-0-0	Wallace, Nelsen, Probst	4.0	5	3-3	1-6
at UAB	3/4	0-0-0	Shimp, Leonard, Ritter, Dreyer	4.0	5	3-3	0-2
at UNLV	3/9	0-0-0	Ritter, Baumann	2.0	2	1-1	3-3
at UNLV	3/10	0-0-0	Leonard, Dreyer, Nelsen, Lieurance, Kampen	3.0	7	9-9	2-2
at UNLV	3/11	0-1-0	Daniels, Ritter, Shimp, Leonard, Wallace, Probst	3.2	10	10-5	1-3
vs. Missouri St.	3/14	0-0-0	Wallace, Ritter, Shimp, Leonard, Baumann, Kampen	6.2	6	4-4	4-7
Evansville-1	3/17	0-0-0	Nelsen, Probst	3.0	4	2-1	0-1
Evansville-2	3/17	0-0-0	Ritter, Baumann, Leonard	4.0	1	3-3	3-3
Evansville	3/18	1-0-1	Daniels, Leonard	4.0	3	1-1	1-6
Saint Louis	3/20	0-1-0	Probst, Nelsen, Dreyer, Ritter, Kampen	6.0	7	5-5	8-6
Loras College	3/21	1-0-0	Shimp, Baumann, Leonard, Nelsen	5.0	5	4-4	2-7
Indiana-1	3/23	0-0-0	Ritter, Baumann, Nelsen	2.0	1	1-1	4-3
Indiana-2	3/23	0-0-0	Daniels	2.0	1	1-1	1-1
Bradley	3/28	1-0-0	Probst, Shimp, Dreyer, Baumann, Kampen, Judkins, Leonard, Ritter, Daniels	8.0	11	9-7	10-8
at Illinois	3/30	0-0-1	Daniels, Leonard	2.2	0	0-0	2-3
at Illinois	3/31	0-0-0	Shimp, Judkins, Nelsen, Kampen, Probst	6.0	10	7-7	4-5
at Illinois	4/1	0-0-1	Daniels, Leonard, Nelsen	2.2	3	0-0	2-2
Grand View	4/4	1-0-1	Lieurance, Dreyer, Shimp, Baumann, Ritter, Probst, Nelsen	7.0	2	0-0	1-10

SAVE OPPORTUNITIES

Pitcher	2018	Career
Nick Allgeyer	--	3/3
Zach Daniels	2/2	8/10
Grant Leonard	2/2	2/2
Nick Nelsen	2/2	2/2
Shane Ritter	--	5/5
Kyle Shimp	1/1	1/1

INHERITED RUNNERS

Pitcher	2018	Career
Nick Allgeyer	--	14/3
Cam Baumann	6/1	6/1
Zach Daniels	13/1	59/16
Jack Dreyer	2/2	2/2
Grant Judkins	6/4	8/4
Kole Kampen	5/2	5/2
Grant Leonard	21/9	21/9
Derek Lieurance	2/0	2/0
Cole McDonald	--	0/0
Nick Nelsen	21/6	48/16
Ben Probst	3/0	3/0
Shane Ritter	2/1	23/13
Kyle Shimp	1/1	13/2
Trenton Wallace	6/1	6/1



2018 IOWA BASEBALL OVERALL STATISTICS

Record: 17-9 Home: 8-2 Away: 5-5 Neutral: 4-2 B1G: 3-2

Player	avg	gp-gs	ab	r	h	2b	3b	hr	rbi	tb	slg%	bb	hp	so	gdp	ob%	sf	sh	sb-att	po	a	e	fld%	
5 Cropley, Tyler	.351	26-26	94	18	33	10	0	3	24	52	.553	16	6	14	3	.466	2	0	2-5	183	13	1	.995	
44 Neustrom, Robert	.343	26-26	105	25	36	5	0	5	16	56	.533	12	1	12	3	.412	1	0	1-1	44	0	1	.978	
23 Crowl, Kyle	.268	26-26	97	21	26	3	1	4	19	43	.443	14	6	23	1	.387	2	0	0-0	38	67	3	.972	
3 Hoeg, Matt	.250	26-24	84	9	21	1	0	1	12	25	.298	9	1	24	1	.323	2	0	2-3	101	26	2	.984	

28 Whelan, Chris	.373	12-12	51	15	19	0	0	1	1	22	.431	6	1	2	0	.448	0	0	2-2	0	0	0	.000	
1 Elion, Lorenzo	.297	21-17	64	4	19	1	0	0	12	20	.313	2	3	17	1	.333	3	1	3-4	14	24	9	.809	
16 Wetrich, Tanner	.278	18-10	36	9	10	3	1	1	7	18	.500	8	2	11	1	.426	1	0	3-4	13	8	6	.778	
14 Pettigrew, Zion	.273	9-0	11	2	3	0	0	0	3	3	.273	1	0	3	1	.333	0	0	0-0	5	6	0	1.000	
20 Guzzo, Austin	.270	22-17	63	14	17	4	0	2	9	27	.429	10	1	20	0	.378	0	0	1-1	81	7	2	.978	
6 Jenkins, Justin	.250	23-19	60	9	15	2	0	1	11	20	.333	14	2	20	1	.403	1	3	2-3	38	0	1	.974	
4 Boe, Mitchell	.246	24-23	69	10	17	5	0	0	6	22	.319	8	0	17	3	.321	1	3	2-2	39	52	1	.989	
8 Farley, Luke	.214	10-1	14	4	3	1	1	0	1	6	.429	1	1	4	0	.313	0	0	0-0	2	0	0	1.000	
32 McCleary, Brett	.167	14-7	24	2	4	0	0	0	5	4	.167	8	1	6	0	.371	2	0	0-1	39	2	0	1.000	
9 Norman, Ben	.161	24-17	62	5	10	1	3	0	7	17	.274	5	3	20	3	.257	0	2	1-2	31	0	0	1.000	
7 Judkins, Grant	.154	9-4	13	1	2	1	0	0	2	3	.231	7	0	5	0	.450	0	0	1-1	25	1	0	1.000	
37 Massner, Kace	.083	9-3	12	3	1	0	0	0	2	1	.083	2	0	5	0	.214	0	0	1-1	1	0	0	1.000	
13 Berst, Matt	.000	3-2	4	1	0	0	0	0	0	0	.000	0	0	3	0	.000	0	0	0-0	17	1	0	1.000	
38 Wallace, Trenton	.000	5-0	3	0	0	0	0	0	0	0	.000	1	0	1	0	.250	0	0	0-0	6	3	0	1.000	
Totals	.273	26	866	152	236	37	6	18	137	339	.391	124	28	207	18	.376	15	9	21-30	687	243	27	.972	
Opponents	.249	26	866	128	216	37	2	22	116	323	.373	118	28	237	19	.355	8	16	13-19	676	226	31	.967	

LOB - Team (216), Opp (221). DPs turned - Team (25), Opp (23). CI - Team (0), Opp (2). IBB - Team (1), Wetrich 1, Opp (5).
 Picked off - Neustrom 2, Elion 1, McCleary 1, Boe 1, Crowl 1, Cropley 1.

(All games Sorted by Earned run avg)

Player	era	w-l	app	gs	cg	sho	sv	ip	h	r	er	bb	so	2b	3b	hr	b/avg	wp	hp	bks	sfa	sha		
24 Allgeyer, Nick	2.45	3-2	7	7	0	0/0	0	44.0	40	17	12	10	41	8	0	5	.245	1	4	1	0	5		
11 McDonald, Cole	3.52	2-1	6	6	0	0/0	0	30.2	31	15	12	11	22	2	0	3	.267	0	1	0	0	1		
27 Schanuel, Brady	4.06	4-3	7	7	0	0/0	0	31.0	22	15	14	24	37	8	0	2	.195	3	4	0	1	1		

2 Daniels, Zach	1.80	3-1	10	0	0	0/0	2	20.0	12	7	4	11	22	0	1	1	.176	2	3	1	1	2		
7 Judkins, Grant	3.27	0-0	4	1	0	0/0	0	11.0	9	6	4	4	10	2	1	1	.214	1	0	1	2	0		
12 Nelsen, Nick	3.27	2-0	11	0	0	0/0	2	11.0	9	5	4	4	17	2	0	1	.225	0	2	2	0	0		
35 Baumann, Cam	3.86	1-0	9	0	0	0/0	0	7.0	7	3	3	6	10	1	0	0	.241	2	1	0	0	0		
43 Leonard, Grant	3.97	1-0	14	0	0	0/0	2	11.1	15	5	5	3	11	0	0	0	.326	1	0	0	1	1		
38 Wallace, Trenton	4.60	1-0	8	4	0	0/0	0	15.2	15	9	8	6	18	2	0	3	.250	1	3	1	1	2		
19 Probst, Ben	5.19	0-0	9	0	0	0/0	0	8.2	13	8	5	2	6	2	0	1	.342	1	2	0	0	1		
18 Ritter, Shane	6.30	0-0	11	0	0	0/0	0	10.0	11	7	7	12	8	3	0	1	.275	4	2	0	0	0		
22 Kampen, Kole	7.71	0-0	6	0	0	0/0	0	7.0	9	7	6	6	7	2	0	3	.321	1	0	0	1	0		
10 Lieurance, Derek	7.71	0-0	3	0	0	0/0	0	2.1	0	2	2	1	2	0	0	0	.000	1	1	0	0	0		
33 Dreyer, Jack	8.38	0-2	8	1	0	0/0	0	9.2	12	11	9	8	16	4	0	1	.308	2	4	0	0	0		
45 Shimp, Kyle	10.24	0-0	9	0	0	0/0	1	9.2	11	11	11	10	10	1	0	0	.297	1	1	0	1	3		
Totals	4.17	17-9	26	26	0	0/0	7	229.0	216	128	106	118	237	37	2	22	.249	21	28	6	8	16		
Opponents	5.03	9-17	26	26	0	2/2	4	225.1	236	152	126	124	207	37	6	18	.273	33	28	2	15	9		

PB - Team (5), Cropley 4, McCleary 1, Opp (9). Pickoffs - Team (2), Dreyer 1, Cropley 1, Opp (7). SBA/ATT - Cropley (10-15), McDonald (4-5), Nelsen (1-3), Ritter (1-2), Allgeyer (0-2), McCleary (2-2), Dreyer (2-2), Daniels (1-1), Berst (1-1), Shimp (1-1), Schanuel (1-1), Judkins (1-1), Kampen (1-1).



2018 IOWA BASEBALL OVERALL STATISTICS - BIG TEN ONLY

Record: 3-2 Home: 1-1 Away: 2-1 B1G: 3-2

Player	avg	gp-gs	ab	r	h	2b	3b	hr	rbi	tb	slg%	bb	hp	so	gdp	ob%	sf	sh	sb-att	po	a	e	fld%	
5 Cropley, Tyler	.471	5-5	17	7	8	3	0	1	4	14	.824	6	1	4	0	.600	1	0	1-2	45	4	0	1.000	
23 Crowl, Kyle	.333	5-5	18	2	6	0	0	0	3	6	.333	2	2	4	0	.435	1	0	0-0	9	13	0	1.000	
44 Neustrom, Robert	.292	5-5	24	6	7	2	0	1	5	12	.500	1	0	2	1	.320	0	0	0-0	9	0	0	1.000	
28 Whelan, Chris	.227	5-5	22	5	5	0	0	1	1	8	.364	3	0	1	0	.320	0	0	1-1	0	0	0	.000	
20 Guzzo, Austin	.188	5-4	16	4	3	1	0	0	1	4	.250	3	0	5	0	.316	0	0	0-0	35	2	0	1.000	
3 Hoeg, Matt	.125	5-4	16	0	2	0	0	0	3	2	.125	0	0	3	1	.125	0	0	0-0	5	7	0	1.000	

8 Farley, Luke	.667	1-0	3	1	2	1	1	0	0	5	1.667	0	0	0	0	.667	0	0	0-0	0	0	0	.000	
1 Elion, Lorenzo	.375	2-2	8	0	3	0	0	0	3	3	.375	1	0	1	0	.444	0	0	0-0	1	3	1	.800	
16 Wetrich, Tanner	.333	3-2	6	2	2	0	0	1	4	5	.833	3	0	1	0	.500	1	0	1-2	4	0	0	1.000	
14 Pettigrew, Zion	.333	2-0	3	1	1	0	0	0	1	1	.333	1	0	0	1	.500	0	0	0-0	3	3	0	1.000	
6 Jenkins, Justin	.273	5-5	11	1	3	1	0	1	4	7	.636	4	1	2	0	.471	1	0	0-1	8	0	1	.889	
4 Boe, Mitchell	.231	5-5	13	1	3	0	0	0	1	3	.231	1	0	5	1	.267	1	0	1-1	7	11	1	.947	
9 Norman, Ben	.182	4-3	11	1	2	0	1	0	0	4	.364	0	0	3	1	.182	0	0	0-0	4	0	0	1.000	
7 Judkins, Grant	.000	2-0	1	0	0	0	0	0	0	0	.000	0	0	1	0	.000	0	0	0-0	2	0	0	1.000	
Totals	.278	5	169	31	47	8	2	5	30	74	.438	25	4	32	5	.374	5	0	4-7	132	48	4	.978	
Opponents	.271	5	166	25	45	7	1	7	23	75	.452	25	5	45	8	.377	3	0	2-6	132	57	4	.979	

LOB - Team (40), Opp (42). DPs turned - Team (9), Opp (5). IBB - Team (1), Wetrich 1, Opp (3).

(B1G games only Sorted by Earned run avg)

Player	era	w-l	app	gs	cg	sho	sv	ip	h	r	er	bb	so	2b	3b	hr	b/avg	wp	hp	bk	sfa	sha
11 McDonald, Cole	2.84	1-0	1	1	0	0/0	0	6.1	5	2	2	4	6	0	0	0	.217	0	0	0	0	0
24 Allgeyer, Nick	4.05	1-1	2	2	0	0/0	0	13.1	17	8	6	2	13	3	0	4	.321	0	2	0	0	0
27 Schanuel, Brady	6.00	1-1	2	2	0	0/0	0	9.0	8	6	6	6	12	3	0	1	.235	0	1	0	1	0

12 Nelsen, Nick	0.00	0-0	3	0	0	0/0	1	2.2	0	0	0	2	4	0	0	0	.000	0	0	1	0	0
43 Leonard, Grant	0.00	0-0	2	0	0	0/0	1	2.1	1	0	0	0	2	0	0	0	.125	0	0	0	0	0
19 Probst, Ben	0.00	0-0	1	0	0	0/0	0	0.2	0	0	0	0	0	0	0	0	.000	0	0	0	0	0
35 Baumann, Cam	0.00	0-0	1	0	0	0/0	0	0.0	0	0	0	1	0	0	0	0	.000	1	1	0	0	0
2 Daniels, Zach	1.93	0-0	3	0	0	0/0	0	4.2	3	1	1	5	3	0	0	0	.176	0	1	0	1	0
7 Judkins, Grant	4.15	0-0	1	0	0	0/0	0	4.1	4	2	2	2	4	0	1	1	.267	0	0	0	1	0
18 Ritter, Shane	27.00	0-0	1	0	0	0/0	0	0.1	1	1	1	1	0	0	0	0	.500	0	0	0	0	0
22 Kampen, Kole	54.00	0-0	1	0	0	0/0	0	0.1	3	2	2	2	1	1	0	1	.750	0	0	0	0	0
45 Shimp, Kyle	99.00	0-0	1	0	0	0/0	0	0.0	3	3	3	0	0	0	0	0	1.000	1	0	0	0	0
Totals	4.70	3-2	5	5	0	0/0	2	44.0	45	25	23	25	45	7	1	7	.271	2	5	1	3	0
Opponents	5.73	2-3	5	5	0	0/0	2	44.0	47	31	28	25	32	8	2	5	.278	6	4	0	5	0

PB - Team (1), Cropley 1, Opp (3). SBA/ATT - Cropley (2-5), Nelsen (1-3), Allgeyer (0-2), McDonald (1-1).



2018 IOWA BASEBALL GAME SUMMARY

Score by innings	1	2	3	4	5	6	7	8	9	EX	Total
Iowa	27	10	22	17	11	14	13	13	24	1	152
Opponents	12	7	24	13	6	30	19	14	3	0	128

Record when ...

Overall	17-9	After 6 leading	13-0
Conference	3-2 trailing	2-9
Non-Conference	14-7 tied	2-0
Home games	8-2	After 7 leading	12-0
Away games	5-5 trailing	2-9
Neutral site	4-2 tied	3-0
Day games	15-8	After 8 leading	13-0
Night games	2-1 trailing	1-9
vs Left starter	5-1 tied	3-0
vs Right starter	12-8		
1-Run games	3-2	Hit 0 home runs	6-6
2-Run games	4-1	... 1 home run	8-3
5+Run games	5-4	... 2+ home runs	3-0
Extra innings	1-0		
Shutouts	0-2	Opponent 0 home runs	11-3
	 1 home run	5-0
	 2+ HRs	1-6
Scoring 0-2 runs	1-4		
..... 3-5 runs	7-2		
..... 6-9 runs	5-2	Made 0 errors	5-3
..... 10+ runs	4-1 1 error	6-4
	 2+ errors	6-2
Opponent 0-2 runs	8-0		
..... 3-5 runs	7-3	Opp. made 0 errors	6-3
..... 6-9 runs	2-2 1 error	4-5
..... 10+ runs	0-4 2+ errors	7-1
Scored in 1st inning	8-2	Out-hit opponent	13-1
Opp. scored in 1st	4-4	Out-hit by opponent	2-8
Scores first	12-1	Hits are tied	2-0
Opp. scores first	5-8		

Record when team scores:

Runs	0	1	2	3	4	5	6	7	8	9	10+
W-L	0-2	0-0	1-2	0-2	6-0	1-0	1-2	0-0	4-0	0-0	4-1

Record when opponent scores:

Runs	0	1	2	3	4	5	6	7	8	9	10+
W-L	0-0	5-0	3-0	5-0	1-3	1-0	1-0	0-1	0-1	1-0	0-4

Record when leading after:

Inn.	1	2	3	4	5	6	7	8
W-L	7-1	8-1	11-0	10-0	11-2	13-0	12-0	13-0

Record when trailing after:

Inn.	1	2	3	4	5	6	7	8
W-L	2-4	3-5	3-5	3-5	3-5	2-9	2-9	1-9

Record when tied after:

Inn.	1	2	3	4	5	6	7	8
W-L	8-4	6-3	3-4	4-4	3-2	2-0	3-0	3-0

Current winning streak: 2

Longest winning streak: 4

Longest losing streak: 5

Home attendance : 4032 (8 dates avg = 504)

Away attendance : 8031 (16 dates avg = 501)

Total attendance: 12063 (24 dates avg = 502)

DEFICITS OVERCOME

*Trailed 3-1 through 7 and 3-2 through 8 vs. Toledo (2/16)	W, 4-3
Trailed 6-5 through 5 vs. Oakland (2/17)	W, 8-6
Trailed 1-0 through 3 at UNLV (3/10)	L, 2-11
Trailed 1-0 through 1 at UNLV (3/11)	L, 3-13
Trailed 2-1 through 6.5 vs. Evansville (3/18)	W, 4-3
Trailed 2-0 through 2.5 and 3-2 through 4.5 vs. Saint Louis (3/20)	L, 6-7
*Trailed 4-1 through 7.5 vs. Loras College (3/21)	W, 6-4
*Trailed 9-8 through 7.5 vs. Bradley (3/28)	W, 13-9
Trailed 2-1 through 1.5 at Illinois (3/30)	W, 8-5
Trailed 2-0 through 5 at Illinois (4/1)	W, 4-2
Trailed 2-0 through 1.5 vs. Grand View (4/4)	W, 4-2

*Walkoff wins



2018 IOWA BASEBALL HITTING STATS

Date	Opponent	ab	r	h	rbi	2b	3b	hr	tb	bb	ibb	sb	cs	hbp	sac	sf	gdp	k	po	a	e	lob	avg
Feb 16	vs Toledo	33	4	10	4	0	0	1	13	4	0	0	0	0	0	0	0	7	27	10	2	8	.303
Feb 17	vs Oakland	33	8	11	8	3	0	1	17	4	0	5	0	2	0	1	0	9	27	10	0	8	.318
Feb 18	vs Old Dominion	36	4	10	4	1	0	0	11	5	0	1	0	0	0	1	1	8	27	8	2	11	.304
Feb 23	vs Virginia Tech	33	2	4	1	0	0	1	7	3	0	1	0	1	0	0	1	15	30	11	1	6	.259
Feb 24	vs Ball St.	36	6	10	3	0	0	0	10	6	0	1	0	1	0	0	0	14	24	3	2	10	.263
Feb 25	at New Orleans	37	8	12	8	2	0	1	17	9	0	2	1	2	1	0	0	6	27	13	2	14	.274
Feb 27	CORNELL COLLEGE	32	15	10	14	1	1	0	13	9	0	0	1	2	1	2	0	6	27	7	0	7	.279
Mar 02	at UAB	32	4	6	2	0	1	0	8	5	0	0	0	0	1	0	1	10	27	12	0	7	.268
Mar 03	at UAB	33	11	11	9	2	1	0	15	10	0	3	1	4	2	2	1	8	27	6	2	14	.275
Mar 04	at UAB	30	0	5	0	1	0	0	6	0	0	0	0	2	0	0	2	10	24	11	0	5	.266
Mar 09	at UNLV	30	0	6	0	0	0	0	6	5	0	0	0	0	0	0	2	7	24	3	0	8	.260
Mar 10	at UNLV	31	2	3	2	1	0	0	4	0	0	0	0	1	1	0	0	6	24	7	1	4	.247
Mar 11	at UNLV	34	3	9	3	2	0	0	11	2	0	0	0	1	0	0	2	6	24	12	3	7	.249
Mar 14	vs Missouri State	33	3	8	2	1	0	1	12	4	0	0	0	0	0	0	0	9	27	8	1	7	.248
Mar 17	EVANSVILLE	37	10	14	9	2	0	1	19	6	0	1	0	1	0	1	0	5	27	14	2	11	.258
Mar 17	EVANSVILLE	31	8	11	8	4	1	1	20	4	0	0	0	1	1	1	2	8	27	10	1	7	.264
Mar 18	EVANSVILLE	29	4	8	4	1	0	1	12	3	0	0	0	2	1	0	0	7	27	8	1	7	.264
Mar 20	SAINT LOUIS	39	6	13	5	2	0	0	15	5	0	0	0	0	0	1	0	8	27	14	1	12	.269
Mar 21	LORAS COLLEGE	30	6	7	6	2	0	2	15	5	0	0	1	1	0	0	0	9	27	8	1	6	.267
*Mar 23	INDIANA	31	2	6	2	0	1	1	11	1	0	0	0	0	0	1	1	8	27	15	0	4	.264
*Mar 23	INDIANA	33	5	9	5	3	0	2	18	6	0	0	0	1	0	0	1	7	27	5	0	11	.264
Mar 28	BRADLEY	37	13	15	12	3	0	3	27	8	0	2	2	2	1	0	1	10	27	14	1	10	.271
*Mar 30	at Illinois	35	8	10	7	3	0	1	16	5	1	0	1	1	0	1	0	6	27	8	1	7	.272
*Mar 31	at Illinois	34	12	11	12	2	1	1	18	10	0	0	0	2	0	3	2	5	24	8	1	10	.274
*Apr 01	at Illinois	36	4	11	4	0	0	0	11	3	0	4	2	0	0	0	1	6	27	12	2	8	.275
Apr 04	GRAND VIEW	31	4	6	3	1	0	0	7	2	0	1	0	1	0	1	0	7	27	6	0	7	.273
Totals		866	152	236	137	37	6	18	339	124	1	21	9	28	9	15	18	207	687	243	27	216	.273



2018 IOWA BASEBALL PITCHING SUMMARY

Date	Opponent	ab	r	h	rbi	2b	3b	hr	tb	bb	ibb	sb	cs	hbp	sac	sf	gdp	k	po	a	e	lob	avg
Feb 16	vs Toledo	33	4	10	4	0	0	1	13	4	0	0	0	0	0	0	0	7	27	10	2	8	.303
Feb 17	vs Oakland	33	8	11	8	3	0	1	17	4	0	5	0	2	0	1	0	9	27	10	0	8	.318
Feb 18	vs Old Dominion	36	4	10	4	1	0	0	11	5	0	1	0	0	0	1	1	8	27	8	2	11	.304
Feb 23	vs Virginia Tech	33	2	4	1	0	0	1	7	3	0	1	0	1	0	0	1	15	30	11	1	6	.259
Feb 24	vs Ball St.	36	6	10	3	0	0	0	10	6	0	1	0	1	0	0	0	14	24	3	2	10	.263
Feb 25	at New Orleans	37	8	12	8	2	0	1	17	9	0	2	1	2	1	0	0	6	27	13	2	14	.274
Feb 27	CORNELL COLLEGE	32	15	10	14	1	1	0	13	9	0	0	1	2	1	2	0	6	27	7	0	7	.279
Mar 02	at UAB	32	4	6	2	0	1	0	8	5	0	0	0	0	1	0	1	10	27	12	0	7	.268
Mar 03	at UAB	33	11	11	9	2	1	0	15	10	0	3	1	4	2	2	1	8	27	6	2	14	.275
Mar 04	at UAB	30	0	5	0	1	0	0	6	0	0	0	0	2	0	0	2	10	24	11	0	5	.266
Mar 09	at UNLV	30	0	6	0	0	0	0	6	5	0	0	0	0	0	0	2	7	24	3	0	8	.260
Mar 10	at UNLV	31	2	3	2	1	0	0	4	0	0	0	0	1	1	0	0	6	24	7	1	4	.247
Mar 11	at UNLV	34	3	9	3	2	0	0	11	2	0	0	0	1	0	0	2	6	24	12	3	7	.249
Mar 14	vs Missouri State	33	3	8	2	1	0	1	12	4	0	0	0	0	0	0	0	9	27	8	1	7	.248
Mar 17	EVANSVILLE	37	10	14	9	2	0	1	19	6	0	1	0	1	0	1	0	5	27	14	2	11	.258
Mar 17	EVANSVILLE	31	8	11	8	4	1	1	20	4	0	0	0	1	1	1	2	8	27	10	1	7	.264
Mar 18	EVANSVILLE	29	4	8	4	1	0	1	12	3	0	0	0	2	1	0	0	7	27	8	1	7	.264
Mar 20	SAINT LOUIS	39	6	13	5	2	0	0	15	5	0	0	0	0	0	1	0	8	27	14	1	12	.269
Mar 21	LORAS COLLEGE	30	6	7	6	2	0	2	15	5	0	0	1	1	0	0	0	9	27	8	1	6	.267
*Mar 23	INDIANA	31	2	6	2	0	1	1	11	1	0	0	0	0	0	1	1	8	27	15	0	4	.264
*Mar 23	INDIANA	33	5	9	5	3	0	2	18	6	0	0	0	1	0	0	1	7	27	5	0	11	.264
Mar 28	BRADLEY	37	13	15	12	3	0	3	27	8	0	2	2	2	1	0	1	10	27	14	1	10	.271
*Mar 30	at Illinois	35	8	10	7	3	0	1	16	5	1	0	1	1	0	1	0	6	27	8	1	7	.272
*Mar 31	at Illinois	34	12	11	12	2	1	1	18	10	0	0	0	2	0	3	2	5	24	8	1	10	.274
*Apr 01	at Illinois	36	4	11	4	0	0	0	11	3	0	4	2	0	0	0	1	6	27	12	2	8	.275
Apr 04	GRAND VIEW	31	4	6	3	1	0	0	7	2	0	1	0	1	0	1	0	7	27	6	0	7	.273
Totals		866	152	236	137	37	6	18	339	124	1	21	9	28	9	15	18	207	687	243	27	216	.273



2018 IOWA BASEBALL MISCELLANEOUS STATS

Multiple Hit Games	2	3	4	5+	Total
44 Neustrom, Robert	7	3	-	-	10
5 Cromptley, Tyler	7	2	-	-	9
23 Crowl, Kyle	7	-	-	-	7
4 Boe, Mitchell	5	-	-	-	5
3 Hoeg, Matt	5	-	-	-	5
28 Whelan, Chris	3	1	1	-	5
1 Elion, Lorenzo	3	1	-	-	4
6 Jenkins, Justin	3	-	-	-	3
16 Wetrich, Tanner	2	1	-	-	3
20 Guzzo, Austin	1	-	-	-	1
32 McCleary, Brett	1	-	-	-	1
9 Norman, Ben	1	-	-	-	1
8 Farley, Luke	1	-	-	-	1
TEAM	46	8	1	0	55

Multiple RBI Games	2	3	4	5+	Total
5 Cromptley, Tyler	3	2	-	1	6
44 Neustrom, Robert	4	1	-	-	5
23 Crowl, Kyle	3	-	1	-	4
6 Jenkins, Justin	2	1	-	-	3
1 Elion, Lorenzo	2	1	-	-	3
4 Boe, Mitchell	2	-	-	-	2
9 Norman, Ben	2	-	-	-	2
3 Hoeg, Matt	1	1	-	-	2
20 Guzzo, Austin	2	-	-	-	2
16 Wetrich, Tanner	-	1	1	-	2
32 McCleary, Brett	1	-	-	-	1
TEAM	22	7	2	1	32

Hitting Streaks	Longest	Current
44 Neustrom, Robert	10	1
5 Cromptley, Tyler	10	10
23 Crowl, Kyle	8	-
3 Hoeg, Matt	7	1
28 Whelan, Chris	6	6
20 Guzzo, Austin	4	2
4 Boe, Mitchell	4	-
6 Jenkins, Justin	4	-
1 Elion, Lorenzo	4	4
16 Wetrich, Tanner	3	2
32 McCleary, Brett	2	1
9 Norman, Ben	2	-
7 Judkins, Grant	1	-
14 Pettigrew, Zion	1	1
8 Farley, Luke	1	-
37 Massner, Kace	1	-

Reached Base Streaks	Longest	Current
23 Crowl, Kyle	14	14
5 Cromptley, Tyler	14	14
44 Neustrom, Robert	14	1
9 Norman, Ben	10	-
6 Jenkins, Justin	8	-
3 Hoeg, Matt	7	1
16 Wetrich, Tanner	6	6
20 Guzzo, Austin	6	6
28 Whelan, Chris	6	6
1 Elion, Lorenzo	6	4
4 Boe, Mitchell	5	2
32 McCleary, Brett	3	3
7 Judkins, Grant	3	-
37 Massner, Kace	2	-
8 Farley, Luke	2	-
14 Pettigrew, Zion	1	1
38 Wallace, Trenton	1	1



THE LAST TIME...

Hitting Categories:

A Hawkeye hit a walk-off home run	Tyler Cropley, March 28, 2018 vs. Bradley (W, 13-9) (grand slam)
A Hawkeye hit a lead-off home run	Matt Hoeg, March 14, 2018, vs. Missouri State (L, 3-8)
A Hawkeye hit a grand slam	Tyler Cropley, March 28, 2018 vs. Bradley (W, 13-9)
A Hawkeye hit for the cycle	Mason McCoy, April 13, 2016 vs. Air Force (W, 22-2) (5-for-7, 6 RBIs)
A Hawkeye had 8 or more at-bats	^Eric Toole (3-for-8), Jake Manger (3-for-8), Joel Booker (2-for-8) vs. Sacramento State, 4/28/15
A Hawkeye hit four home runs in a game	Bill Heinz, April 20, 1988 at Minnesota (W, 17-3)
A Hawkeye hit three home runs in a game	Jake Adams, May 19, 2017, at Kansas State (3-for-4, 7 RBIs), 12-11 win (10 innings)
A Hawkeye hit two home runs in a game	Tyler Cropley, 5/27/17, vs. Minnesota (2-for-6, 2 RBIs), 7-5 win (13 innings)
A Hawkeye had five hits in a game	^Mason McCoy, April 13, 2016 vs. Air Force (W, 22-2), (5-for-7, 6 RBIs)
A Hawkeye had three doubles in a game	Nate Yoho, April 23, 2004 vs. Penn State
A Hawkeye hit two triples in a game	Zach McCool, April 20, 2010 vs Western Illinois (W, 6-5)
A Hawkeye had six RBIs in a game	7, Jake Adams, March 12, 2017 vs Lehigh (W, 15-7)
A Hawkeye stole five bases in a game	Lance Platz at Purdue in 1979
A Hawkeye stole home	Tyler Peyton, March 15, 2014 vs. Georgetown (W, 13-1)
A Hawkeye walked four times in a game	^Mitchell Boe, April 13, 2016 vs. Air Force (W, 22-2)
A Hawkeye had three sacrifice hits in a game	Travis Sweet, March 23, 2007 at North Dakota State (W, 6-5)
A Hawkeye scored five runs in a game	^Austin Guzzo, March 8, 2016, vs. Northwestern College (W, 28-0)
A Hawkeye was hit by three pitches in a game	Nick Day, April 25, 2014 vs. South Dakota State
A Hawkeye hit a home run in five consecutive games	Jake Adams (May 12-18, 2017, vs. Ohio State, vs. Omaha, at Illinois)
A Hawkeye hit triples in consecutive games	Ben Norman at UAB (March 2-3, 2018)
The Hawkeyes hit back-to-back triples in a game	T.J. Cataldo & Matt Mossey, April 20, 2008 vs. Northwestern (L, 9-6)
The Hawkeyes hit five or more home runs in a game	5, March 18, 2009 at UT-Martin (W, 25-6) (Cataldo, Durant, Freie, McQuillan, Toole)
The Hawkeyes hit four home runs in a game	4, May 18, 2017, at Illinois, (W, 6-5) (Neustrom, McCoy, Adams, Neustrom)
The Hawkeyes hit two grand slams in the same game	Robert Neustrom, Tyler Cropley vs. Bradley (W, 12-1), 3/22/17
The Hawkeyes hit back-to-back-to-back home runs in same game	May 18, 2017, at Illinois (McCoy, Adams, Neustrom)
The Hawkeyes left 15 or more people on base	16 vs. Bucknell, 2/17/17
The Hawkeyes hit into five double plays	May 23, 2007 vs. Illinois (L, 12-3 in Big Ten Tournament)

Pitching Categories:

A Hawkeye pitcher threw a no-hitter (7 innings)	Bill Drambel, 1979 vs. Kansas State
A Hawkeye pitcher threw a no-hitter (9 innings)	Cole McDonald, 8/25/17 vs. Czech Republic (World University Games) (W, 8-0)
A Hawkeye pitcher threw a perfect game (7 innings)	Chad Blackwell, April 29, 2000 vs. Northwestern (W, 4-0)
A Hawkeye pitcher threw a one-hitter (9 innings)	Jarred Hippen, April 29, 2011 at Minnesota (L, 1-0)
A Hawkeye pitcher threw a two-hitter (7 innings)	Steve Turnbull, March 23, 2007 vs. North Dakota State (W, 8-0)
Iowa was one hit	Apr. 2, 2006 vs. Ohio State (L, 15-1)
Iowa was no-hit	Apr. 21, 2012 vs. Penn State (L, 2-0)
A Hawkeye pitcher threw a complete game (7 innings)	Steve Turnbull, May 3, 2008 vs. Minnesota (W, 6-1)
A Hawkeye pitcher threw a complete game (9 innings)	C.J. Eldred, March 25, 2016 vs. Maryland (W, 8-1), April 1, 2016, at Minnesota (L, 1-4)
A Hawkeye pitcher threw a complete game shutout (9 innings)	Tyler Peyton, May 20, 2016, at Penn State (W, 8-0)
The Hawkeyes were shut out	March 9, 2018 at UNLV (0-4)
A Hawkeye pitcher recorded nine or more wins in a season	9, Blake Hickman, 2015
A Hawkeye closer recorded 10 or more saves in a season	13, Kevin Lee, 2010
A Hawkeye pitcher recorded 10 or more strikeouts	11, Brady Schanuel vs. #11 Indiana, 3/23/18 (W, 5-1)

Fielding Categories:

The Hawkeyes committed five errors or more in a game	April 28, 2013 vs. Minnesota (L, 9-5) — committed five.
A Hawkeye had 20 or more putouts	20, Steve Stumpff, 1975 vs. Tulsa
A Hawkeye had 15 or more putouts	16, Jake Adams, vs. Morehead State, 2/26/17
A Hawkeye had eight or more assists in a game	10, Zach Daniels at Minnesota, 4/3/16
The Hawkeyes turned five double plays in a game	2003 vs. Ohio State^

Scoring and Misc. Categories:

The Hawkeyes recorded 20 or more hits	20 at Ohio State, 5/7/16 (W, 12-0)
The Hawkeyes scored 20 or more runs	22 vs. Air Force, 4/13/16 (W, 22-2); 28, vs. Northwestern College, 3/8/16 (W, 28-0)
Iowa swept a four-game Big Ten series	at Northwestern, April 27-29, 2007 (W, 16-6, 15-10, 13-8, 14-10)
Iowa swept a three-game Big Ten series	vs. Penn State, April 28-29, 2017 (W, 4-2, 8-2, 9-1)
Iowa swept consecutive three-game Big Ten series	vs. No. 19 Indiana (March 27-29, 2015); at Purdue (April 3-5, 2015)
Iowa was swept in a Big Ten three-game series	vs. Illinois, May 9-11, 2014 (L, 1-4, L, 1-5, L, 2-4)
Iowa defeated a ranked team	at #15 Houston, June, 2, 2017 (W, 6-3)
Iowa swept a series over a ranked opponent	March 27-29, 2015 vs. No. 19 Indiana (W, 2-0, 5-1, 10-6), April 25-26, 2015 vs. No. 25 Nebraska (W, 4-3, 3-2 (10), 5-1)
Iowa won a road series over a ranked opponent	March 30-April 1, 2018, at No. 22 Illinois (W, 8-5, L, 12-13, W, 4-2)
Iowa defeated a top-10 team	vs. No. 7 Vanderbilt, Mar. 1, 2008 (W, 6-3)
The Hawkeyes played 14 or more innings	vs. Sacramento State, 4/28/15 (W, 4-3, 18 innings)
Iowa played a game over four and a half hours	4:57 vs. Minnesota, 5/27/17 (W, 7-5, 13 innings)
Longest game in school history	5:40 vs. Sacramento State, 4/28/15 (W, 4-3, 18 innings)

* Bolded items are from the 2018 season ^Tied school record



2018 IOWA BASEBALL ROSTER

No.	Name	Pos.	Ht.	Wt	Yr.	B/T	Hometown/High School (Last School)
1	Lorenzo Elion	IF	6-2	185	So.	R/R	Chicago, Ill./Simeon Academy (Kirkwood CC)
2	Zach Daniels	RHP	5-11	160	Jr.	L/R	Robins, Iowa/Cedar Rapids Kennedy
3	Matt Hoeg	IF	6-1	200	Sr.	R/R	Waukee, Iowa/Waukee (Iowa Western CC)
4	Mitchell Boe	IF	5-10	175	Jr.	L/R	Naperville, Ill./Joilet Catholic
5	Tyler Cropley	C/OF	5-11	185	Sr.	R/R	McCook Lake, S.D./Bishop Heelan (Iowa Western CC)
6	Justin Jenkins	OF	5-10	185	So.	L/L	Terre Haute, Ind./Terre Haute South
7	Grant Judkins	IF/RHP	6-3	190	So.	L/R	Pella, Iowa/Pella
8	Luke Farley	OF	6-0	215	Jr.	R/R	Denver, Iowa/Waterloo Columbus
9	Ben Norman	OF	6-2	190	So.	L/R	Des Moines, Iowa/Roosevelt
10	Derek Lieurance	RHP	6-0	200	RS So.	R/R	Cascade, Iowa/NIACC
11	Cole McDonald	RHP	6-1	205	Jr.	L/R	New Hampton, Iowa/New Hampton
12	Nick Nelsen	RHP	6-2	185	Sr.	S/R	West Des Moines, Iowa/Valley (Johnson County CC)
13	Matt Berst	C	6-0	200	Fr.	R/R	Cedar Rapids, Iowa/Cedar Rapids Kennedy
14	Zion Pettigrew	IF	6-1	170	Fr.	R/R	Chicago, Ill./Mount Carmel
16	Tanner Wetrich	SS	6-0	180	Jr.	R/R	Moberly, Mo./Moberly (Mineral Area CC)
18	Shane Ritter	RHP	6-4	205	Jr.	R/R	Plainfield, Ill./Plainfield South
19	Ben Probst	RHP	6-1	185	Fr.	R/R	Urbandale, Iowa/Dowling Catholic
20	Austin Guzzo	C/3B	6-2	200	Sr.	L/R	Brooklin, Ontario, Canada/All Saints Catholic
22	Kole Kampen	LHP	6-1	230	RS Fr.	S/L	Fort Dodge, Iowa/Fort Dodge
23	Kyle Crowl	IF	6-2	200	So.	R/R	Council Bluffs, Iowa/Abraham Lincoln
24	Nick Allgeyer	LHP	6-3	225	RS Jr.	L/L	St. Louis, Mo./St. John Vianney
27	Brady Schanuel	RHP	6-3	210	Jr.	R/R	Swansea, Ill./Belleville East (Parkland College)
28	Chris Whelan	IF/OF	6-1	190	RS Jr.	R/R	Naperville, Ill./Benet (Parkland College)
30	Connor McCaffery	OF/1B	6-6	205	Fr.	L/L	North Liberty, Iowa/Iowa City West
32	Brett McCleary	C	6-2	215	Fr.	R/R	Iowa City, Iowa/City High
33	Jack Dreyer	LHP	6-2	200	Fr.	R/L	Johnston, Iowa/Johnston
35	Cam Baumann	LHP	6-2	190	Fr.	L/L	Fairfield, Iowa/Fairfield
37	Kace Massner	OF	6-5	230	RS Fr.	L/R	Burlington, Iowa/Burlington
38	Trenton Wallace	LHP/OF	6-1	200	Fr.	L/L	Rock Island, Ill./Davenport Assumption
41	Grant Walker	C	6-0	200	Jr.	R/R	Centerville, Iowa/Centerville (Indian Hills CC)
43	Grant Leonard	RHP	5-11	170	So.	R/R	Mokena, Ill./Lincoln Way
44	Robert Neustrom	OF	6-3	210	Jr.	L/L	Sioux City, Iowa/Sioux City North
45	Kyle Shimp	LHP	6-7	225	RS So.	R/L	Yorkville, Ill./Yorkville

COACHING STAFF

Head Coach: #21 Rick Heller (Upper Iowa, '86, 5th year at Iowa)
Associate Head Coach/Recruiting Coordinator: #15 Marty Sutherland (Northern Iowa, '02, 5th Year at Iowa)
Assistant Coach (Pitching): #42 Desi Druschel (Mount Mercy, '98, 3rd year at Iowa)
Volunteer Assistant Coach (Hitting): #40 Sean Moore (Iowa, '15, 2nd year at Iowa)
Graduate Assistant: #38 Shane Schmidt (Truman State, '16, 2nd year at Iowa)
Director of Baseball Operations: Nic Ungs (Northern Iowa, '01, 1st year at Iowa)

SUPPORT STAFF

Strength & Conditioning Coach: Zach Walrod
Equipment Manager: Kevin Foor
Academic Advisor: Troy Wulf
Baseball Communication Contact: James Allan
Baseball Communication Secondary Contact: Alex Snyder
Nutritionist: Nicole White
Baseball Secretary: Kendra Wieditz
Student Managers: Jake Stone, Sam Bornstein, T.J. Feldman, Walker Gentz, Ryan Gorman, Zachary Parle, Cooper Rettinger, Adam Schuck, Adam Strang

SQUAD ANALYSIS

Position Starters Returning/Lost: 6+DH/2
Letterwinners Returning/Lost: 17/12
Total Players/Newcomers: 33/12
Total Pitchers Returning/Lost: 7/8
Class Breakdown: 33 (10 - Freshman, 8 - Sophomores, 11 - Juniors, 4 - Seniors)
Newcomer Breakdown: 12 (8 Freshman, 4 Transfers)
States: Iowa - 19, Illinois - 9, Missouri - 2, Indiana - 1, South Dakota - 1, Canada - 1
How they hit: Right - 17, Left - 13, Switch - 2
How they throw: Right - 24, Left - 9
How they pitch: Right - 9, Left - 6

ALPHABETICAL ROSTER

24	ALLGEYER, Nick
35	BAUMANN, Cam
13	BERST, Matt
4	BOE, Mitchell
5	CROPLEY, Tyler
23	CROWL, Kyle
2	DANIELS, Zach
33	DREYER, Jack
1	ELION, Lorenzo
8	FARLEY, Luke
20	GUZZO, Austin
3	HOEG, Matt
6	JENKINS, Justin
7	JUDKINS, Grant
22	KAMPEN, Kole
43	LEONARD, Grant
10	LIEURANCE, Derek
37	MASSNER, Kace
30	MCCAFFERY, Connor
32	MCCLEARY, Brett
11	MCDONALD, Cole
12	NELSEN, Nick
44	NEUSTROM, Robert
9	NORMAN, Ben
14	PETTIGREW, Zion
19	PROBST, Ben
18	RITTER, Shane
27	SCHANUEL, Brady
45	SHIMP, Kyle
41	WALKER, Grant
38	WALLACE, Trenton
16	WETRICH, Tanner
28	WHELAN, Chris

PRONUNCIATION GUIDE

Nick Allgeyer: All-guy-ur
Cam Baumann: Bow-man
Kyle Crowl: (Rhymes with Growl)
Desi Druschel: Drew-shull
Lorenzo Elion: E-Lon
Austin Guzzo: Goo-zoh
Matt Hoeg: Hoy-g
Derek Lieurance: La -rah-n-ce
Kace Massner: Mazzner
Zion Pettigrew: Zy-on
Brady Schanuel: Shan-you-EL
Chris Whelan: Way-lin
Tanner Wetrich: We-trich

