

OU Men Vs. Iowa

Event Results - P Bars

Feb 8, 2020

Page: 1
Printed: 2/8/2020 9:26 PM

Men / 10
Session: 1



Rank	Num	Name	Gym	D	Exec	ND	Score	Out
1	218	Gage Dyer	OU	5.300	8.700	-.-	14.000	0.000
2	107	Nicholas Merryman	Iowa	4.900	9.000	-.-	13.900	0.100
3	112	Evan Davis	Iowa	5.000	8.800	-.-	13.800	0.200
4	205	Matt Wenske	OU	5.300	8.450	-.-	13.750	0.250
5	210	David Sandro	OU	5.300	8.400	-.-	13.700	0.300
6	114	Stewart Brown	Iowa	4.900	8.600	-.-	13.500	0.500
7	207	Alexei Vernyi	OU	4.700	8.750	-.-	13.450	0.550
8	108	Mitchell Mandozzi	Iowa	4.400	8.750	-.-	13.150	0.850
9	216	Spencer Goodell	OU	4.800	8.250	-.-	13.050	0.950
10	208	Morgan Seyler	OU	4.400	8.550	-.-	12.950	1.050
11	103	Carter Tope	Iowa	4.600	7.750	-.-	12.350	1.650
12	109	Bennet Huang	Iowa	4.800	7.500	-.-	12.300	1.700

OU Men Vs. Iowa

Event Results - Vault

Feb 8, 2020

Page: 1
Printed: 2/8/2020 9:26 PM

Men / 10
Session: 1



Rank	Num	Name	Gym	D	Exec	ND	Score	Out
1	211	Mason Menser	OU	5.200	9.450	-.-	14.650	0.000
2	105	Amari Sewell	Iowa	5.200	9.350	-.-	14.550	0.100
3T	108	Mitchell Mandozzi	Iowa	4.900	9.600	-.-	14.500	0.150
3T	205	Matt Wenske	OU	5.200	9.300	-.-	14.500	0.150
5	109	Bennet Huang	Iowa	4.900	9.500	-.-	14.400	0.250
6T	208	Morgan Seyler	OU	4.800	9.500	-.-	14.300	0.350
6T	114	Stewart Brown	Iowa	5.200	9.100	-.-	14.300	0.350
8T	103	Carter Tope	Iowa	4.900	9.300	-.-	14.200	0.450
8T	216	Spencer Goodell	OU	5.200	9.000	-.-	14.200	0.450
10	112	Evan Davis	Iowa	4.800	9.200	-.-	14.000	0.650
11	218	Gage Dyer	OU	5.600	7.950	-.-	13.550	1.100
12	207	Alexei Vernyi	OU	5.200	7.850	-.-	13.050	1.600

OU Men Vs. Iowa

Event Results - Pommel

Feb 8, 2020

Page: 1
Printed: 2/8/2020 9:25 PM

Men / 10
Session: 1



Rank	Num	Name	Gym	D	Exec	ND	Score	Out
1	203	Braden Collier	OU	5.500	8.450	.._	13.950	0.000
2	213	Grant Kell	OU	5.000	8.750	.._	13.750	0.200
3	210	David Sandro	OU	4.800	8.700	.._	13.500	0.450
4	107	Nicholas Merryman	Iowa	4.800	8.450	.._	13.250	0.700
5T	103	Carter Tope	Iowa	4.700	8.450	.._	13.150	0.800
5T	208	Morgan Seyler	OU	4.800	8.350	.._	13.150	0.800
7	112	Evan Davis	Iowa	4.600	8.400	.._	13.000	0.950
8	205	Matt Wenske	OU	4.700	7.750	.._	12.450	1.500
9	109	Bennet Huang	Iowa	5.300	7.000	.._	12.300	1.650
10	105	Amari Sewell	Iowa	4.500	7.400	.._	11.900	2.050
11	113	Addison Chung	Iowa	4.200	7.450	.._	11.650	2.300
12	201	Sean Daugherty	OU	4.900	6.100	.._	11.000	2.950
13	207	Alexei Vernyi	OU	3.900	6.700	.._	10.600	3.350

OU Men Vs. Iowa

Event Results - Rings

Feb 8, 2020

Page: 1
Printed: 2/8/2020 9:26 PM

Men / 10
Session: 1



Rank	Num	Name	Gym	D	Exec	ND	Score	Out
1	205	Matt Wenske	OU	5.400	8.500	-.-	13.900	0.000
2	112	Evan Davis	Iowa	4.600	9.000	-.-	13.600	0.300
3	212	Collyn Kellogg	OU	5.100	8.450	-.-	13.550	0.350
4	210	David Sandro	OU	4.900	8.400	-.-	13.300	0.600
5T	216	Spencer Goodell	OU	4.800	8.400	-.-	13.200	0.700
5T	208	Morgan Seyler	OU	4.900	8.300	-.-	13.200	0.700
5T	101	Brandon Wong	Iowa	5.000	8.200	-.-	13.200	0.700
8	107	Nicholas Merryman	Iowa	4.400	8.650	-.-	13.050	0.850
9T	109	Bennet Huang	Iowa	4.300	8.650	-.-	12.950	0.950
9T	103	Carter Tope	Iowa	4.400	8.550	-.-	12.950	0.950
11	115	Reuven Anderson	Iowa	4.600	8.050	-.-	12.650	1.250
12	110	Peyton Hobson	Iowa	4.000	8.450	-.-	12.450	1.450
13	207	Alexei Vernyi	OU	4.600	7.450	-.-	12.050	1.850

OU Men Vs. Iowa

Event Results - H Bar

Feb 8, 2020

Page: 1
Printed: 2/8/2020 9:26 PM

Men / 10
Session: 1



Rank	Num	Name	Gym	D	Exec	ND	Score	Out
1	218	Gage Dyer	OU	5.400	8.550	-.-	13.950	0.000
2	209	Randy Scharnhorst	OU	5.100	8.650	-.-	13.750	0.200
3T	108	Mitchell Mandozzi	Iowa	5.000	8.650	-.-	13.650	0.300
3T	205	Matt Wenske	OU	5.300	8.350	-.-	13.650	0.300
5	210	David Sandro	OU	5.000	8.600	-.-	13.600	0.350
6	213	Grant Kell	OU	4.900	8.550	-.-	13.450	0.500
7	112	Evan Davis	Iowa	4.700	8.650	-.-	13.350	0.600
8T	107	Nicholas Merryman	Iowa	4.200	9.000	-.-	13.200	0.750
8T	102	Alexander Walther	Iowa	4.400	8.800	-.-	13.200	0.750
8T	207	Alexei Vernyi	OU	5.200	8.000	-.-	13.200	0.750
11*	208	Morgan Seyler	OU	4.400	8.550	-.-	12.950	1.000
11*	109	Bennet Huang	Iowa	4.400	8.550	-.-	12.950	1.000
13	103	Carter Tope	Iowa	4.200	8.200	-.-	12.400	1.550
14	111	Drew Helberg	Iowa	4.300	8.000	-.-	12.300	1.650

OU Men Vs. Iowa

Event Results - Floor

Feb 8, 2020

Page: 1
Printed: 2/8/2020 9:25 PM

Men / 10
Session: 1









Rank	Num	Name	Gym	D	Exec	ND	Score	Out
1	218	Gage Dyer	OU	5.900	8.650	-.-	14.550	0.000
2	208	Morgan Seyler	OU	5.300	9.000	-.-	14.300	0.250
3	112	Evan Davis	Iowa	5.400	8.800	-.-	14.200	0.350
4	104	Kulani Taylor	Iowa	5.400	8.750	-.-	14.150	0.400
5T	216	Spencer Goodell	OU	5.300	8.550	-.-	13.850	0.700
5T	109	Bennet Huang	Iowa	5.700	8.150	-.-	13.850	0.700
7	210	David Sandro	OU	5.100	8.700	-.-	13.800	0.750
8T	103	Carter Tope	Iowa	4.900	8.700	-.-	13.600	0.950
8T	207	Alexei Vernyi	OU	5.500	8.100	-.-	13.600	0.950
10	114	Stewart Brown	Iowa	4.500	8.900	-.-	13.400	1.150
11	116	Noah Adams	Iowa	4.900	8.350	-0.1	13.150	1.400
12	205	Matt Wenske	OU	5.300	7.500	-.-	12.800	1.750

OU Men Vs. Iowa

Event Results - AA

Feb 8, 2020

Men / 10
Session: 1

Rank	Num	Name	Gym							AA
1	112	Evan Davis	Iowa	14.200	13.000	13.600	14.000	13.800	13.350	81.950
2	205	Matt Wenske	OU	12.800	12.450	13.900	14.500	13.750	13.650	81.050
3	208	Morgan Seyler	OU	14.300	13.150	13.200	14.300	12.950	12.950	80.850
4	109	Bennet Huang	Iowa	13.850	12.300	12.950	14.400	12.300	12.950	78.750
5	103	Carter Tope	Iowa	13.600	13.150	12.950	14.200	12.350	12.400	78.650
6	207	Alexei Vernyi	OU	13.600	10.600	12.050	13.050	13.450	13.200	75.950

NCAA Gymnastics Score Sheet

Teams: Home *University Of Oklahoma

Visitor University of Iowa

Date Feb 8, 2020

Place University Of Oklahoma Gymnastics

Attendance 1702

Name	D	1	2	3	4	5	nd	AVE
1 David Sandro	210	5.1	8.7	8.7				13.800
2 Matt Wenske	205	5.3	7.5	7.5				12.800
3 Spencer Goodell	216	5.3	8.5	8.6				13.850
4 Alexei Vernyi	207	5.5	8.2	8.0				13.600
5 Morgan Seyler	208	5.3	9.0	9.0				14.300
6 Gage Dyer	218	5.9	8.7	8.6				14.550

Name	D	1	2	3	4	5	nd	AVE
1 Carter Tope	103	4.9	8.8	8.6				13.600
2 Noah Adams	116	4.9	8.5	8.2			-0.1	13.150
3 Stewart Brown	114	4.5	8.9	8.9				13.400
4 Evan Davis	112	5.4	8.8	8.8				14.200
5 Kulani Taylor	104	5.4	8.8	8.7				14.150
6 Bennet Huang	109	5.7	8.2	8.1				13.850

Floor Score: 70.100 Running Score: 70.100

Floor Score: 69.200 Running Score: 69.200

Name	D	1	2	3	4	5	nd	AVE
1 David Sandro	210	4.8	8.7	8.7				13.500
2 Sean Daugherty	201	4.9	6.2	6.0				11.000
3 Matt Wenske	205	4.7	7.8	7.7				12.450
4 Morgan Seyler	208	4.8	8.4	8.3				13.150
5 Grant Kell	213	5.0	8.7	8.8				13.750
6 Braden Collier	203	5.5	8.5	8.4				13.950

Name	D	1	2	3	4	5	nd	AVE
1 Evan Davis	112	4.6	8.4	8.4				13.000
2 Amari Sewell	105	4.5	7.3	7.5				11.900
3 Carter Tope	103	4.7	8.4	8.5				13.150
4 Addison Chung	113	4.2	7.4	7.5				11.650
5 Nicholas Merryman	107	4.8	8.5	8.4				13.250
6 Bennet Huang	109	5.3	7.1	6.9				12.300

Pommel Score: 66.800 Running Score: 136.900

Pommel Score: 63.600 Running Score: 132.800

Name	D	1	2	3	4	5	nd	AVE
1 Spencer Goodell	216	4.8	8.3	8.5				13.200
2 Morgan Seyler	208	4.9	8.4	8.2				13.200
3 Alexei Vernyi	207	4.6	7.4	7.5				12.050
4 Collyn Kellogg	212	5.1	8.5	8.4				13.550
5 David Sandro	210	4.9	8.3	8.5				13.300
6 Matt Wenske	205	5.4	8.5	8.5				13.900

Name	D	1	2	3	4	5	nd	AVE
1 Bennet Huang	109	4.3	8.6	8.7				12.950
2 Evan Davis	112	4.6	9.0	9.0				13.600
3 Nicholas Merryman	107	4.4	8.7	8.6				13.050
4 Reuven Anderson	115	4.6	8.0	8.1				12.650
5 Brandon Wong	101	5.0	8.2	8.2				13.200
6 Peyton Hobson	110	4.0	8.5	8.4				12.450

Rings Score: 67.150 Running Score: 204.050

Rings Score: 65.450 Running Score: 198.250

Name	D	1	2	3	4	5	nd	AVE
1 Mason Menser	211	5.2	9.4	9.5				14.650
2 Spencer Goodell	216	5.2	9.0	9.0				14.200
3 Morgan Seyler	208	4.8	9.5	9.5				14.300
4 Matt Wenske	205	5.2	9.3	9.3				14.500
5 Alexei Vernyi	207	5.2	8.0	7.7				13.050
6 Gage Dyer	218	5.6	8.0	7.9				13.550

Name	D	1	2	3	4	5	nd	AVE
1 Carter Tope	103	4.9	9.2	9.4				14.200
2 Evan Davis	112	4.8	9.2	9.2				14.000
3 Bennet Huang	109	4.9	9.5	9.5				14.400
4 Mitchell Mandozzi	108	4.9	9.6	9.6				14.500
5 Amari Sewell	105	5.2	9.4	9.3				14.550
6 Stewart Brown	114	5.2	9.1	9.1				14.300

Vault Score: 71.200 Running Score: 275.250

Vault Score: 71.950 Running Score: 270.200

Name	D	1	2	3	4	5	nd	AVE
1 Morgan Seyler	208	4.4	8.6	8.5				12.950
2 Spencer Goodell	216	4.8	8.3	8.2				13.050
3 Alexei Vernyi	207	4.7	8.8	8.7				13.450
4 Matt Wenske	205	5.3	8.5	8.4				13.750
5 David Sandro	210	5.3	8.5	8.3				13.700
6 Gage Dyer	218	5.3	8.7	8.7				14.000

Name	D	1	2	3	4	5	nd	AVE
1 Bennet Huang	109	4.8	7.4	7.6				12.300
2 Mitchell Mandozzi	108	4.4	8.8	8.7				13.150
3 Carter Tope	103	4.6	7.7	7.8				12.350
4 Stewart Brown	114	4.9	8.7	8.5				13.500
5 Nicholas Merryman	107	4.9	9.0	9.0				13.900
6 Evan Davis	112	5.0	8.7	8.9				13.800

P. Bar Score: 67.950 Running Score: 343.200

P. Bar Score: 66.700 Running Score: 336.900

Name	D	1	2	3	4	5	nd	AVE
1 Matt Wenske	205	5.3	8.3	8.4				13.650
2 Grant Kell	213	4.9	8.6	8.5				13.450
3 Alexei Vernyi	207	5.2	8.0	8.0				13.200
4 David Sandro	210	5.0	8.5	8.7				13.600
5 Randy Schamhorst	209	5.1	8.7	8.6				13.750
6 Gage Dyer	218	5.4	8.6	8.5				13.950

Name	D	1	2	3	4	5	nd	AVE
1 Drew Helberg	111	4.3	8.0	8.0				12.300
2 Alexander Walther	102	4.4	8.8	8.8				13.200
3 Bennet Huang	109	4.4	8.6	8.5				12.950
4 Evan Davis	112	4.7	8.6	8.7				13.350
5 Mitchell Mandozzi	108	5.0	8.7	8.6				13.650
6 Nicholas Merryman	107	4.2	8.9	9.1				13.200

H. Bar Score: 68.400 Running Score: 411.600

H. Bar Score: 66.350 Running Score: 403.250

Final Team Score: 411.600

Final Team Score: 403.250

All-Arounders

	Wenske	Vernyi	Seyler			
FX	12.800	13.600	14.300			
PH	12.450	10.600	13.150			
SR	13.900	12.050	13.200			
VT	14.500	13.050	14.300			
PB	13.750	13.450	12.950			
HB	13.650	13.200	12.950			
AA	81.050	75.950	80.850			

All-Arounders

	Tope	Huang	Davis			
	13.600	13.850	14.200			
	13.150	12.300	13.000			
	12.950	12.950	13.600			
	14.200	14.400	14.000			
	12.350	12.300	13.800			
	12.400	12.950	13.350			
	78.650	78.750	81.950			

Judge's Signatures * FX Brian Richmond, Scot Kern * PH Robert Cass, Kevin Muenz * SR Kevin Muenz, Jon Portillo * VT Robert Cass, Brian Richmond * PB James Sergeant, Robert Cass * HB Kevin Muenz, Brian Richmond

* Head Judge
 FX Dean Matthews, Jon Portillo PH James Sergeant, William Harvey SR James Sergeant, Dean Matthews VT Scot Kern, William Harvey PB Jon Portillo, Dean Matthews HB Scot Kern, William Harvey

Coach's Signature Mark Williams Coach's Signature JD Reive