

NCAA Gymnastics Score Sheet

Teams: Home -Michigan Visitor X-Iowa

Date Mar 9, 2019 Place University Of Michigan Attendance 762

		Name	D	1	2	3	4	5	nd	AVE			Name	D	1	2	3	4	5	nd	AVE		
FLOOR	1	Parker Chiapuzio	103	4.9	9.5	9.2				14.250	1	Evan Davis	133	5.0	7.6	7.7					12.650		
	2	Kevin Penev	127	5.3	6.8	7.2			0.3	12.600	2	Brandon Wong	135	4.5	9.1	9.3						13.700	
	3	Miles Miller	126	4.7	9.1	8.9				13.700	3	Jake Brodarzon	128	5.0	8.3	8.5						13.400	
	4	Jacob Moore	117	5.8	9.5	9.5				15.300	4	Andrew Herrador	134	5.2	8.8	8.9							14.050
	5	Nick Guy	111	5.4	8.5	8.6				13.950	5	Bennett Huang	131	5.5	9.4	9.4							14.900

Floor Score: 69.800 Running Score: 69.800 Floor Score: 68.700 Running Score: 68.700

		Name	D	1	2	3	4	5	nd	AVE			Name	D	1	2	3	4	5	nd	AVE	
POMMEL	1	Justin Murphy	118	4.8	7.4	7.7				12.350	1	Kevin Johnson	130	4.8	8.8	8.7						13.550
	2	Mack Lasker	114	5.8	8.7	8.9				14.600	2	Addison Chung	140	4.3	8.4	8.6						12.800
	3	Kevin Penev	127	4.1	7.9	8.0				12.050	3	Evan Davis	133	4.1	9.2	9.1						13.250
	4	Jacob Moore	117	4.2	8.8	8.8				13.000	4	Nick Merryman	136	4.9	8.8	8.8						13.700
	5	Cameron Bock	101	5.3	8.3	8.2				13.550	5	Bennett Huang	131	4.8	9.0	9.0						13.800

Pommel Score: 65.550 Running Score: 135.350 Pommel Score: 67.100 Running Score: 135.800

		Name	D	1	2	3	4	5	nd	AVE			Name	D	1	2	3	4	5	nd	AVE	
RINGS	1	Marty Strech	121	5.0	9.3	9.2				14.250	1	Addison Chung	140	4.6	9.0	8.8						13.550
	2	James Read	120	5.2	9.0	8.9				14.150	2	Tyler Ball	137	4.8	8.9	8.7						13.600
	3	Ryan Dunning	105	5.3	8.2	8.4				13.600	3	Nick Merryman	136	4.5	8.9	8.8						13.350
	4	Jacob Moore	117	5.0	8.2	8.5				13.350	4	Brandon Wong	135	5.2	8.6	8.5						13.750
	5	Cameron Bock	101	5.6	8.8	9.0				14.500	5	Jake Brodarzon	128	5.2	9.0	8.9						14.150

Rings Score: 69.850 Running Score: 205.200 Rings Score: 68.400 Running Score: 204.200

		Name	D	1	2	3	4	5	nd	AVE			Name	D	1	2	3	4	5	nd	AVE	
VAULT	1	Mitchell Brown	102	4.8	8.9	8.9				13.700	1	Addison Chung	140	4.8	8.0	8.1						12.850
	2	Kevin Penev	127	4.8	9.2	9.3				14.050	2	Bennett Huang	131	4.9	9.5	9.5						14.400
	3	Marty Strech	121	4.8	9.0	8.9			-0.1	13.650	3	Mitch Mandozzi	142	4.8	9.0	9.2						13.900
	4	Jacob Moore	117	4.8	9.2	9.1				13.950	4	Jake Brodarzon	128	4.8	9.4	9.2						14.100
	5	Nick Guy	111	5.2	9.0	8.9			-0.1	14.050	5	Stewart Brown	132	5.2	9.0	8.7						14.050

Vault Score: 69.400 Running Score: 274.600 Vault Score: 69.300 Running Score: 273.500

		Name	D	1	2	3	4	5	nd	AVE			Name	D	1	2	3	4	5	nd	AVE	
P.BAR	1	Mitchell Brown	102	5.0	8.0	8.2				13.100	1	Andrew Herrador	134	3.9	9.3	9.3						13.200
	2	Socrates Gavallas	107	4.8	6.3	6.7				11.300	2	Nick Merryman	136	4.3	9.3	9.1						13.500
	3	Anthony Tawfik	123	4.7	7.7	7.7				12.400	3	Mitch Mandozzi	142	4.4	8.6	8.6						13.000
	4	Jacob Moore	117	4.7	8.9	8.9				13.600	4	Stewart Brown	132	4.8	9.1	8.9						13.800
	5	Cameron Bock	101	5.9	8.3	8.5				14.300	5	Jake Brodarzon	128	4.9	9.0	9.1						13.950

P. Bar Score: 64.700 Running Score: 339.300 P. Bar Score: 67.450 Running Score: 340.950

		Name	D	1	2	3	4	5	nd	AVE			Name	D	1	2	3	4	5	nd	AVE	
H.BAR	1	Marty Strech	121	4.7	9.0	9.1				13.750	1	Evan Davis	133	4.6	8.8	8.7						13.350
	2	Alec Krystek	113	5.1	8.6	8.5				13.650	2	Addison Chung	140	4.7	9.0	8.8						13.600
	3	Anthony Tawfik	123	4.8	9.3	9.3				14.100	3	Nick Merryman	136	4.6	8.9	8.7						13.400
	4	Jacob Moore	117	4.6	9.2	9.4				13.900	4	Mitch Mandozzi	142	4.8	8.5	8.3						13.200
	5	Cameron Bock	101	5.4	7.7	8.1				13.300	5	Andrew Herrador	134	5.0	8.7	8.8						13.750

H. Bar Score: 68.700 Running Score: 408.000 H. Bar Score: 67.300 Running Score: 408.250

Final Team Score: 408.000 Final Team Score: 408.250

All-Arounders

FX	Moore								
PH	15.300								
SR	13.000								
VT	13.350								
PB	13.950								
HB	13.600								
AA	13.900								
	83.100								

All-Arounders

FX	Huang								
PH	14.900								
SR	13.800								
VT	12.800								
PB	14.400								
HB	13.000								
AA	13.500								
	82.400								

Judge's Signatures *FX [Signature] PH [Signature] SR [Signature] VT [Signature] PB [Signature] HB [Signature]

* Head Judge FX [Signature] PH [Signature] SR [Signature] VT [Signature] PB [Signature] HB [Signature]

Coach's Signature [Signature] Coach's Signature [Signature]

Iowa

Event Results - Floor

Mar 9, 2019

Page: 1
Printed: 3/9/2019 1:41:08 PM
Men / E / 16-18 yrs
Session: 1



Rank	Num	Name	Gym	Diff	Exec	ND	Score	Out
1	117	Jacob Moore	-Michigan	5.800	9.500	..	15.300	0.000
2	131	Bennett Huang	X-Iowa	5.500	9.400	..	14.900	0.400
3	103	Parker Chiapuzio	-Michigan	4.900	9.350	..	14.250	1.050
4	134	Andrew Herrador	X-Iowa	5.200	8.850	..	14.050	1.250
5	111	Nick Guy	-Michigan	5.400	8.550	..	13.950	1.350
6T	135	Brandon Wong	X-Iowa	4.500	9.200	..	13.700	1.600
6T	126	Miles Miller	-Michigan	4.700	9.000	..	13.700	1.600
8	128	Jake Brodarzon	X-Iowa	5.000	8.400	..	13.400	1.900
9	133	Evan Davis	X-Iowa	5.000	7.650	..	12.650	2.650
10	127	Kevin Penev	-Michigan	5.300	7.000	0.3	12.600	2.700

Iowa

Event Results - Pommel

Mar 9, 2019

Page: 1

Printed: 3/9/2019 1:40:17 PM

Men / E / 16-18 yrs

Session: 1



Rank	Num	Name	Gym	Diff	Exec	ND	Score	Out
1	114	Mack Lasker	-Michigan	5.800	8.800	..	14.600	0.000
2	131	Bennett Huang	X-Iowa	4.800	9.000	..	13.800	0.800
3	136	Nick Merryman	X-Iowa	4.900	8.800	..	13.700	0.900
4T	130	Kevin Johnson	X-Iowa	4.800	8.750	..	13.550	1.050
4T	101	Cameron Bock	-Michigan	5.300	8.250	..	13.550	1.050
6	133	Evan Davis	X-Iowa	4.100	9.150	..	13.250	1.350
7	117	Jacob Moore	-Michigan	4.200	8.800	..	13.000	1.600
8	140	Addison Chung	X-Iowa	4.300	8.500	..	12.800	1.800
9	118	Justin Murphy	-Michigan	4.800	7.550	..	12.350	2.250
10	127	Kevin Penev	-Michigan	4.100	7.950	..	12.050	2.550

Iowa

Event Results - Rings

Mar 9, 2019

Page: 1
 Printed: 3/9/2019 2:12:06 PM
 Men / E / 16-18 yrs
 Session: 1



Rank	Num	Name	Gym	Diff	Exec	ND	Score	Out
1	101	Cameron Bock	-Michigan	5.600	8.900	..	14.500	0.000
2	121	Marty Strech	-Michigan	5.000	9.250	..	14.250	0.250
3*	128	Jake Brodarzon	X-Iowa	5.200	8.950	..	14.150	0.350
3*	120	James Read	-Michigan	5.200	8.950	..	14.150	0.350
5	135	Brandon Wong	X-Iowa	5.200	8.550	..	13.750	0.750
6T	137	Tyler Ball	X-Iowa	4.800	8.800	..	13.600	0.900
6T	105	Ryan Dunning	-Michigan	5.300	8.300	..	13.600	0.900
8	140	Addison Chung	X-Iowa	4.600	8.950	..	13.550	0.950
9T	136	Nick Merryman	X-Iowa	4.500	8.850	..	13.350	1.150
9T	117	Jacob Moore	-Michigan	5.000	8.350	..	13.350	1.150
11	131	Bennett Huang	X-Iowa	4.400	8.400	..	12.800	1.700

Iowa

Event Results - Vault

Mar 9, 2019

Page: 1
Printed: 3/9/2019 2:12:41 PM
Men / E / 16-18 yrs
Session: 1



Rank	Num	Name	Gym	Diff	Exec	ND	Score	Out
1	131	Bennett Huang	X-Iowa	4.900	9.500	..	14.400	0.000
2	128	Jake Brodarzon	X-Iowa	4.800	9.300	..	14.100	0.300
3T	127	Kevin Penev	-Michigan	4.800	9.250	..	14.050	0.350
3T	111	Nick Guy	-Michigan	5.200	8.950	-0.1	14.050	0.350
3T	132	Stewart Brown	X-Iowa	5.200	8.850	..	14.050	0.350
6	117	Jacob Moore	-Michigan	4.800	9.150	..	13.950	0.450
7	142	Mitch Mandozzi	X-Iowa	4.800	9.100	..	13.900	0.500
8	102	Mitchell Brown	-Michigan	4.800	8.900	..	13.700	0.700
9	121	Marty Strech	-Michigan	4.800	8.950	-0.1	13.650	0.750
10	140	Addison Chung	X-Iowa	4.800	8.050	..	12.850	1.550

Iowa

Event Results - P Bars

Mar 9, 2019

Page: 1

Printed: 3/9/2019 2:45:45 PM

Men / E / 16-18 yrs

Session: 1



Rank	Num	Name	Gym	Diff	Exec	ND	Score	Out
1	101	Cameron Bock	-Michigan	5.900	8.400	..	14.300	0.000
2	128	Jake Brodarzon	X-Iowa	4.900	9.050	..	13.950	0.350
3	132	Stewart Brown	X-Iowa	4.800	9.000	..	13.800	0.500
4	117	Jacob Moore	-Michigan	4.700	8.900	..	13.600	0.700
5	136	Nick Merryman	X-Iowa	4.300	9.200	..	13.500	0.800
6	134	Andrew Herrador	X-Iowa	3.900	9.300	..	13.200	1.100
7	102	Mitchell Brown	-Michigan	5.000	8.100	..	13.100	1.200
8T	142	Mitch Mandozzi	X-Iowa	4.400	8.600	..	13.000	1.300
8T	131	Bennett Huang	X-Iowa	4.800	8.200	..	13.000	1.300
10	123	Anthony Tawfik	-Michigan	4.700	7.700	..	12.400	1.900
11	107	Socrates Gavallas	-Michigan	4.800	6.500	..	11.300	3.000

Iowa

Event Results - H Bar

Mar 9, 2019

Page: 1
Printed: 3/9/2019 2:46:16 PM
Men / E / 16-18 yrs
Session: 1



Rank	Num	Name	Gym	Diff	Exec	ND	Score	Out
1	123	Anthony Tawfik	-Michigan	4.800	9.300	..	14.100	0.000
2	117	Jacob Moore	-Michigan	4.600	9.300	..	13.900	0.200
3T	121	Marty Strech	-Michigan	4.700	9.050	..	13.750	0.350
3T	134	Andrew Herrador	X-Iowa	5.000	8.750	..	13.750	0.350
5	113	Alec Krystek	-Michigan	5.100	8.550	..	13.650	0.450
6	140	Addison Chung	X-Iowa	4.700	8.900	..	13.600	0.500
7	131	Bennett Huang	X-Iowa	4.400	9.100	..	13.500	0.600
8	136	Nick Merryman	X-Iowa	4.600	8.800	..	13.400	0.700
9	133	Evan Davis	X-Iowa	4.600	8.750	..	13.350	0.750
10	101	Cameron Bock	-Michigan	5.400	7.900	..	13.300	0.800
11	142	Mitch Mandozzi	X-Iowa	4.800	8.400	..	13.200	0.900

Iowa

Event Results - AA







Mar 9, 2019

Page: 1

Printed: 3/9/2019 2:46:25 PM







Men / E / 16-18 yrs

Session: 1

Rank	Num	Name	Gym							AA
1	117	Jacob Moore	-Michigan	15.300	13.000	13.350	13.950	13.600	13.900	83.100
2	131	Bennett Huang	X-Iowa	14.900	13.800	12.800	14.400	13.000	13.500	82.400

Iowa Scores







Mar 9, 2019

Num	Name	Team									AA
		#1	#2	#3							
-Michigan											
117	Jacob Moore	X			15.300	13.000	13.350	13.950	13.600	13.900	83.100
101	Cameron Bock	X			___	13.550	14.500	___	14.300	13.300	55.650
121	Marty Strech	X			___	___	14.250	13.650	___	13.750	41.650
127	Kevin Penev	X			12.600	12.050	___	14.050	___	___	38.700
111	Nick Guy	X			13.950	___	___	14.050	___	___	28.000
102	Mitchell Brown	X			___	___	___	13.700	13.100	___	26.800
123	Anthony Tawfik	X			___	___	___	___	12.400	14.100	26.500
114	Mack Lasker	X			___	14.600	___	___	___	___	14.600
103	Parker Chiapuzio	X			14.250	___	___	___	___	___	14.250
120	James Read	X			___	___	14.150	___	___	___	14.150
126	Miles Miller	X			13.700	___	___	___	___	___	13.700
113	Alec Krystek	X			___	___	___	___	___	13.650	13.650
105	Ryan Dunning	X			___	___	13.600	___	___	___	13.600
118	Justin Murphy	X			___	12.350	___	___	___	___	12.350
107	Socrates Gavallas	X			___	___	___	___	11.300	___	11.300
104	Emyre Cole	X			___	___	___	___	___	___	___
106	Uche Eke	X			___	___	___	___	___	___	___
108	Alan Gerdov	X			___	___	___	___	___	___	___
109	Cole Gibbs	X			___	___	___	___	___	___	___
110	Mitchell Gornto	X			___	___	___	___	___	___	___
112	Justin Hoppood	X			___	___	___	___	___	___	___
115	Jonathan Liu	X			___	___	___	___	___	___	___
116	Anthony McCallum	X			___	___	___	___	___	___	___
119	Thomas Paul	X			___	___	___	___	___	___	___
122	Samuel Su	X			___	___	___	___	___	___	___
124	Matthew Whitaker	X			___	___	___	___	___	___	___
125	Casey Wentland	X			___	___	___	___	___	___	___

Iowa

Scores

Mar 9, 2019

Num	Name	Team									AA
		#1	#2	#3							
X-Iowa											
131	Bennett Huang	X			14.900	13.800	12.800	14.400	13.000	13.500	82.400
128	Jake Brodarzon	X			13.400	___	14.150	14.100	13.950	___	55.600
136	Nick Merryman	X			___	13.700	13.350	___	13.500	13.400	53.950
140	Addison Chung	X			___	12.800	13.550	12.850	___	13.600	52.800
134	Andrew Herrador	X			14.050	___	___	___	13.200	13.750	41.000
142	Mitch Mandozzi	X			___	___	___	13.900	13.000	13.200	40.100
133	Evan Davis	X			12.650	13.250	___	___	___	13.350	39.250
132	Stewart Brown	X			___	___	___	14.050	13.800	___	27.850
135	Brandon Wong	X			13.700	___	13.750	___	___	___	27.450
137	Tyler Ball	X			___	___	13.600	___	___	___	13.600
130	Kevin Johnson	X			___	13.550	___	___	___	___	13.550
129	Peyton Hobson	X			___	___	___	___	___	___	___
138	Noah Scigliano	X			___	___	___	___	___	___	___
139	Andrew Helberg	X			___	___	___	___	___	___	___
141	Kuliani Taylor	X			___	___	___	___	___	___	___
143	Alex Walther	X			___	___	___	___	___	___	___