



IOWA HAWKEYES

BASEBALL

ESTABLISHED 1890 | 8 BIG TEN CHAMPIONSHIPS | 5 NCAA REGIONAL APPEARANCES | 1 COLLEGE WORLD SERIES APPEARANCE | 19 ALL-AMERICANS

2018 SCHEDULE

Date	Opponent	Time
Feb. 16	\$ vs. Toledo	W, 4-3
Feb. 17	\$ vs. Oakland	W, 8-6
Feb. 18	\$ vs. Old Dominion	W, 4-1
Feb. 23	! vs. Virginia Tech	W, 2-1 (10)
Feb. 24	! vs. Ball State	L, 6-14
Feb. 25	! at New Orleans	W, 8-2
Feb. 27	Cornell College	W, 15-1
March 2	at UAB	W, 4-1
March 3	at UAB	W, 11-3
March 4	at UAB	L, 0-4
March 6	Maryville (Mo.)	Cancelled
March 9	at #23 UNLV	L, 0-4
March 10	at #23 UNLV	L, 2-11
March 11	at #23 UNLV	L, 3-13
March 14	% vs. Missouri State	L, 3-8
March 17	Evansville (BTN Plus)	W, 10-3
March 17	Evansville (BTN Plus)	W, 8-3
March 18	Evansville (BTN Plus)	W, 4-3
March 20	Saint Louis (BTN Plus)	L, 6-7
March 22	Loras College	W, 6-4
March 23	* #11 Indiana (BTN Plus)	L, 2-4
March 23	* #11 Indiana (BTN Plus)	W, 5-1
March 25	* #11 Indiana (BTN Plus)	Cancelled
March 28	Bradley (BTN Plus)	W, 13-9
March 30	* at #22 Illinois (BTN Plus)	W, 8-5
March 31	* at #22 Illinois (BTN Plus)	L, 12-13
April 1	* at #22 Illinois (BTN Plus)	W, 4-2
April 4	Grand View (BTN Plus)	W, 4-2
April 7	* Ohio State (BTN Plus)	L, 1-2
April 7	* Ohio State (BTN Plus)	W, 9-5
April 8	* Ohio State (BTN Plus)	W, 2-1
April 10	at Bradley	Cancelled
April 11	Coe	W, 16-1
April 13	* at Nebraska (BTN Plus)	W, 7-1
April 13	* at Nebraska (BTN Plus)	L, 4-10
April 15	* at Nebraska (ESPNU)	Cancelled
April 17	Northern Illinois	W, 2-0
April 20	* at #25 Minnesota (BTN Plus)	L, 3-4
April 21	* at #25 Minnesota (BTN Plus)	L, 0-3
April 22	* at #25 Minnesota (BTN Plus)	W, 5-3
April 25	Milwaukee (BTN Plus)	W, 12-4
April 27	* #7 Michigan (BTN Plus)	6:05 p.m.
April 28	* #7 Michigan (BTN Plus)	2:05 p.m.
April 29	* #7 Michigan (BTN Plus)	11:05 a.m.
May 1	Missouri (BTN Plus)	3:05 p.m.
May 2	Western Illinois (BTN Plus)	6:05 p.m.
May 4	Oklahoma State (BTN Plus)	6:05 p.m.
May 5	Oklahoma State (BTN Plus)	2:05 p.m.
May 6	Oklahoma State (BTN Plus)	1:05 p.m.
May 11	* at Northwestern (BTN Plus)	3:30 p.m.
May 12	* at Northwestern (BTN Plus)	2 p.m.
May 13	* at Northwestern (BTN Plus)	2 p.m.
May 15	at Western Illinois	1 p.m.
May 17	* Penn State (BTN Plus)	6:05 p.m.
May 18	* Penn State (BTN Plus)	6:05 p.m.
May 19	* Penn State (ESPNU)	6:30 p.m.
May 22-27	@ at Big Ten Tournament	TBA

All times Central and subject to change | \$ Diamond 9 Sunshine State Classic Series (Kissimmee, Fla.) | ! Allstate Sugar Bowl Baseball Classic (New Orleans, La.) | * Big Ten Conference contest | @ Big Ten Tournament (Omaha, Neb.) | Big Ten Network (BTN) | BTN Plus on BTN2Go (BTN Plus) | Hawkeye All-Access (HAA)



IOWA HAWKEYES (24-13, 7-6)

HEAD COACH | RICK HELLER (5TH SEASON) | CAREER RECORD: 854-667-4

#7 MICHIGAN WOLVERINES (24-11, 11-0)

HEAD COACH | ERIK BAKICH (6TH SEASON) | CAREER RECORD: 270-228

LEADING OFF

- The Hawkeyes are 16-7 over their last 23 games. Iowa lost its first Big Ten series since midway through the 2017 last weekend at No. 25 Minnesota. The Hawkeyes have won eight of their last nine home series.
- Iowa is 4-7 against top-25 ranked opponents this season with wins over No. 11 Indiana, No. 22 Illinois, and No. 25 Minnesota. This weekend will be Iowa's fifth series against a top-25 ranked opponent.
- In Big Ten play, junior Nick Allgeyer is leading the league in innings pitched (32 2/3) and strikeouts (31). Allgeyer was the Big Ten Pitcher of the Week on April 16 after notching his fourth win of the season in Iowa's 7-1 win at Nebraska. The southpaw allowed one unearned run over seven innings, scattering five hits and fanning four.
- Iowa's pitching staff had a season-high 15 strikeouts in Wednesday's 12-4 victory over Milwaukee. The Hawkeyes lead the Big Ten in strikeouts with 334 -- 22 more than second place Ohio State. Iowa is tied for first with 113 strikeouts in Big Ten play.
- Sophomore Lorenzo Elion became the second Hawkeye in the last decade to hit for the cycle, finishing 5-for-6 with two home runs, six RBIs, and four runs on April 11 against Coe College. The five hits tied a single-game school record.
- Iowa is 13-3 at Duane Banks Field this season, running its record to 65-17 at home since the start of the 2015 season.
- Iowa has used the same starting weekend rotation each weekend of the 2018 season. The trio of Nick Allgeyer, Brady Schanuel, and Cole McDonald are a combined 12-9 with a 3.19 ERA with 150 strikeouts in 149 1/3 innings.
- Defensively, Iowa has turned a league-best 39 double plays, which is 19th-best nationally. The Hawkeyes' 1.05 double plays per game are eighth in the NCAA. Iowa is sixth in the Big Ten with a .970 team fielding percentage.
- Nine different Hawkeyes have hit a home run this season and four players have 20 or more RBIs.
- Iowa has won 140 games over the past four seasons under head coach Rick Heller -- the best four-year stretch in school history. The Hawkeyes have advanced to NCAA Regional play in two of the last three seasons.

PITCHING PROBABLES

	Game 1	Game 2	Game 3
IOWA:	LHP Nick Allgeyer (4-3, 2.27 ERA)	RHP Brady Schanuel (5-5, 4.89 ERA)	RHP Cole McDonald (3-1, 2.89 ERA)
MICH:	LHP Tommy Henry (7-0, 2.49 ERA)	LHP Ben Dragani (4-0, 1.98 ERA)	RHP Karl Kauffmann (5-2, 2.76 ERA)

MULTIMEDIA GAME INFORMATION

LIVE STREAMING/TV	RADIO	LIVE STATISTICS
BTN Plus (All series)	Hawkeye Radio Network: Zach Mackey (PBP) (KMJM-AM 1360, 107.5 FM WDBQ, AM-800 KXIC, Hawkeye All-Access)	hawkeyesports.com





HEAD COACH RICK HELLER
5TH SEASON | IOWA'S 3RD BASE COACH

OVERALL RECORD

- 854-667-4 (31st season)
- At Iowa: 164-102-0 (5th season)
- Signed a seven-year contract extension in 2017, keeping him in Iowa City through 2024
- Coaches third base on game days

COACHING EXPERIENCE

- University of Iowa | 2014-present
- Indiana State | 2010-13
- Northern Iowa | 2000-09
- Upper Iowa | 1988-1999

EDUCATION

Upper Iowa, 1986

IOWA COACHING HIGHLIGHTS

- Two NCAA Regional appearances in three seasons (2015, 2017)
- Led Iowa to first NCAA Tournament victory since 1972
- 2017 Big Ten Tournament champions -- first in school history
- Led USA Team to a silver medal at the 2017 World University Games -- USA's first medal in Universiade history
- Four straight 30-win seasons... 140 victories in four years, the best four-year stretch in school history
- Coached five All-Americans and 18 All-Big-Ten selections in four seasons
- Coached 15 Major League Baseball Draft picks in four seasons -- the most in a four-year stretch all-time

HELLER'S YEAR-BY-YEAR RECORD

Year	School	Record	Pct.	2004	No. Iowa	25-31	.446
1988	Upper IA	7-30	.189	2005	No. Iowa	26-28	.481
1989	Upper IA	10-23	.303	2006	No. Iowa	28-27	.509
1990	Upper IA	19-17	.527	2007	No. Iowa	23-28	.450
1991	Upper IA	22-13	.629	2008	No. Iowa	30-24	.556
1992	Upper IA	23-16	.590	2009	No. Iowa	23-26	.469
1993	Upper IA	21-15-1	.581	2010	Ind. State	35-19	.648
1994	Upper IA	21-18-1	.538	2011	Ind. State	29-28	.509
1995	Upper IA	31-13	.705	2012	Ind. State	41-19	.683
1996	Upper IA	37-14	.725	2013	Ind. State	26-25	.510
1997	Upper IA	30-14	.682	2014	Iowa	30-23	.566
1998	Upper IA	38-8	.826	2015	Iowa	41-18	.695
1999	Upper IA	30-15-1	.663	2016	Iowa	30-26	.536
2000	No. Iowa	23-33	.411	2017	Iowa	39-22	.639
2001	No. Iowa	35-28	.556	2018	Iowa	24-13	.649
2002	No. Iowa	30-25-1	.545	Totals			854-667-4
2003	No. Iowa	27-28	.491				

ABOUT HEAD COACH RICK HELLER

Rick Heller has turned the University of Iowa baseball program into a perennial Big Ten Conference and NCAA contender in his first four seasons as the Hawkeyes' head coach.

Heller has injected new life into the Iowa program, leading the Hawkeyes to the best four-year stretch in program history, winning 140 games, advancing to two NCAA Regionals, and claiming the first Big Ten Tournament title in program history. It was Iowa's first conference title since winning the regular season crown in 1990.

Under Heller's watch, Iowa has advanced to the postseason in four consecutive years for the first time in program history, he has coached five All-Americans and at least one first-team All-Big Ten selection each season, and Iowa has had 15 Major League Baseball Draft picks in four seasons -- the most in a four-year stretch all-time.

Heller has also given the Hawkeyes an international flavor, taking the team to the Dominican Republic in 2016 and Taipei, Taiwan, as the United States representative at the 2017 World University Games. Heller led USA to a silver medal, as the team became the first American squad to medal in Universiade history.

The Eldon, Iowa, native became the 20th head coach in program history in 2013 -- his fourth stop as a collegiate head coach. He has enjoyed stints at Iowa (2014-present), Indiana State (2009-13), Northern Iowa (1999-2009), and Upper Iowa (1987-99), leading all four schools to NCAA postseason play. He is one of nine coaches all-time and one of five active coaches to lead three different Division I programs to NCAA Regional play.

Heller guided Iowa to an at-large berth into NCAA Regional play in 2015 -- a first for the program since 1990 -- and the team posted the school's first NCAA Tournament win since 1972. It wasn't a fluke; in the two seasons since, Iowa was runner-up at the 2016




MARTY SUTHERLAND

- Associate Head Coach
- Recruiting Coordinator
- 5th Season
- Alma Mater: Northern Iowa, 2002



DESI DRUSCHEL

- Assistant Coach
- Pitching Coach
- 4th Season (1st as Pitching Coach)
- Alma Mater: Mount Mercy, 1998



SEAN MOORE

- Volunteer Assistant Coach
- Hitting Coach
- 2nd Season
- Alma Mater: University of Iowa, 2015
- Coaches first base on game days



NIC UNGS

- Director, Baseball Operations
- 1st Season
- Alma Mater: Northern Iowa, 2001

Big Ten Tournament before claiming the program's first tournament title in 2017 to lock up the school's second NCAA Regional appearance in three seasons.

Iowa made just three NCAA Tournament appearances in its history prior to Heller's arrival.

Heller led Indiana State to its first outright Missouri Valley Conference title in 2012, and Northern Iowa to the MVC title and into the NCAA Tournament in 2001, the first and only regional appearance for the Panthers as a Division I program.

On the recruiting trail, Heller has turned the Hawkeyes into a major player on the national recruiting scene by keeping the best in-state players at home. Iowa had the top-rated class in the Big Ten -- and 18th-best nationally -- in 2015, and the 2016 class was ranked third in the league.

In 30 seasons as a head coach, Heller owns a career record of 830-654-4. He is one of two Iowa head coaches to lead the program to the NCAA Tournament.



THIS WEEK

The University of Iowa baseball team continues its nine-game home stand, hosting No. 7 Michigan for a three-game series from April 27-29 at Duane Banks Field. Friday's series opener is set for 6:05 p.m. (CT), Saturday is 2:05 p.m., and Sunday's finale is 11:05 a.m.

FOLLOW ALONG

- All three games will be streamed live on BTN Plus on BTN2Go. It is a paid subscription service.
- All Iowa games will also be available via the Hawkeye Radio Network with Zach Mackey on the call. The games can be heard on Hawkeye All-Access and on select stations across the state.
Friday: KXIC-AM 800 (Iowa City), WDBQ-FM 107.5 (Dubuque), KDEC-AM 1240 (Decorah), KKFD-FM 95.9 (Fairfield), KMJM AM 1360 (Cedar Rapids)
Saturday: WDBQ-FM 107.5 (Dubuque), KKFD-FM 95.9 (Fairfield), KMJM AM 1360 (Cedar Rapids)
Sunday: WDBQ-FM 107.5 (Dubuque), KKFD-FM 95.9 (Fairfield)

QUICK HITTERS

- Iowa has played four doubleheaders this spring where it has posted a 5-3 record. The Hawkeyes swept their twin bill against Evansville on March 17 and split doubleheaders against No. 11 Indiana, Ohio State and Nebraska.
- Iowa sophomore third baseman Lorenzo Elion is a former Michigan commit. He gave a verbal commitment to the Wolverines as a sophomore in high school.
- The Hawkeyes put up eight runs in the first inning in their 16-1 victory over Coe College on April 11 in Iowa City. It was Iowa's biggest scoring inning of the season.
- Iowa is 5-2 against left-handed starters this season and 19-11 against right-handers.
- The Hawkeyes are 21-7 when scoring three or more runs this season.
- Iowa's 5-1 victory over No. 11 Indiana was the highest ranked opponent the Hawkeyes have defeated since 2008 (No. 8 Vanderbilt).
- Iowa is 10-5 in games decided by two runs or less this season.

ABOUT MICHIGAN

- The Wolverines have won 20 straight games to improve to 24-11 overall and 11-0 in Big Ten play. Michigan is ranked seventh in the Collegiate Baseball rankings, but is only receiving votes in the USBWA and USA Today Coaches polls.
- Michigan's last loss came March 14 at home against Lawrence Tech, falling 8-3. Six games during the team's 20-game winning streak have been decided by two runs or less.
- The Wolverines have three-game Big Ten sweeps over Michigan State, Northwestern, and Penn State, while taking two games in a weather-shortened series against Maryland. The four league opponents are a combined 11-41 in Big Ten play.
- Michigan has six players hitting .300 or better and boast a .276 team batting average. Jonathan Engemann leads the team in hits (49), runs (33), and RBIs (34), while swiping 13 bases.
- The Wolverines have a 3.24 team ERA, allowing

254 hits over 308 1/3 innings. The staff has 297 strikeouts against 138 walks and has a .222 batting average against.

- Michigan will start LHP Tommy Henry (7-0, 2.49 ERA) on Friday, LHP Ben Dragani (4-0, 1.98 ERA) on Saturday, and RHP Karl Kauffman (5-2, 2.76 ERA) on Sunday.

SERIES RESULTS

- The Wolverines lead the all-time series, 113-51. Iowa and Michigan did not meet during the 2017 season.
- Michigan won two of three games in Iowa City during the 2016 regular season and the two teams split four meetings in 2015. Iowa won a road series in Ann Arbor, but the Wolverines won a Big Ten Tournament matchup at Target Field.
- Rick Heller is 4-7 against Michigan since becoming Iowa's head coach.

JOINING THE RECORD BOOKS

- Junior Robert Neustrom has 124 career singles, which rank 14th all-time in school history.
- Junior Zach Daniels has appeared in 55 career games, which are tied for the 10th-most all-time.
- Senior Tyler Cropley has 16 doubles in 2018, which are tied for the 15th-most in a single-season in school history.

TURNING 2

- Iowa is leading the Big Ten with 39 double plays in 2018, a figure that is 19th-best nationally. The Hawkeyes' 1.05 double plays per game rank eighth in the nation.
- The Hawkeyes have two games this season where they have turned four doubles plays -- Indiana, at Nebraska.
- Iowa had a school record 67 double plays last season.

HAVE YOURSELF A DAY ZO

- Sophomore Lorenzo Elion became the second Hawkeye in the last decade to hit for the cycle when he finished 5-of-6 with two home runs, six RBIs, and four runs scored in a 16-1 win over Coe College on April 11. The two home runs were the first of his career.
- Elion tripled in the first, homered in the second, doubled in the fifth, singled in the sixth, and capped the night with a first-pitch, three-run home run in the eighth.
- The five hits tied a school record that has happened now 18 times. It was last done by Joel Booker in 2016 at the Big Ten Tournament. The five hits are tied for the most in the Big Ten this season.
- Mason McCoy was the last Hawkeye to hit for the cycle against Air Force in 2016.

#SCTOP10

- Sophomore Lorenzo Elion appeared in SportsCenter's Top 10 plays on April 8 after making a spectacular defensive play, diving to his right and throwing a dart to first to rob Ohio State of extra bases. The play was No. 8.

TEAM COMPARISON

Below is a look at how Iowa stacks up against this week's opponent in overall statistics.

	IOWA	MICH
Overall Record	24-13	24-11
Home/Away/Neutral	13-3/7-8/4-2	16-1/6-7/2-3
Conference Record	7-6	11-0
vs. Top 25	4-7	1-3
Last 10 games	7-3	10-0

Batting Avg.	.269	.276
Runs	213	236
Hits	330	322
2B-3B-HR	62-7-25	66-5-21
RBIs	187	210

ERA	3.77	3.24
Innings	325.0	308.1
Hits	298	254
Runs-Earned	162-136	149-111
BB-K	161-334	138-297

Fielding Pct.	.970	.964
Errors	41	48
Double Plays	39	27

2018 B1G STANDINGS (As of 4/25)

Team	B1G	Pct.	Overall	Pct.
Michigan	11-0	1.000	24-11	.686
Minnesota	9-2	.818	26-11	.703
Illinois	9-3	.750	24-12	.667
Ohio State	8-4	.667	27-11	.711
Indiana	7-4	.636	29-9	.763
Purdue	7-4	.636	21-16	.568
Michigan State	6-5	.545	15-21	.417
IOWA	7-6	.538	24-13	.649
Rutgers	6-6	.500	22-15	.595
Nebraska	4-9	.308	17-22	.436
Maryland	3-8	.273	17-23	.425
Northwestern	1-14	.067	10-24	.294
Penn State	1-14	.067	9-25	.265

April 26-28

Nevada at Nebraska

April 27-29

Maryland at Michigan State
Rutgers at Purdue
Illinois at Indiana
Northwestern at Penn State
Minnesota at Ohio State
Michigan at Iowa

May 1

Columbia at Rutgers
Chicago State at Northwestern
Eastern Michigan at Michigan
Maryland at West Virginia
Southern Illinois at Illinois
Missouri at Iowa

May 2

Western Illinois at Iowa
Ball State at Ohio State
Northwestern at Western Michigan
Michigan at Eastern Michigan
Bethel (Minn.) at Minnesota

May 4-6

Michigan at Rutgers
Northwestern at Purdue
Michigan State at Penn State
Ohio State at Illinois
Oklahoma State at Iowa
Indiana at Minnesota
Maryland at Nebraska



UNIVERSITY QUICK FACTS

Location: _____ Iowa City, Iowa
Enrollment: _____ 33,564
Founded: _____ 1847
Nickname: _____ Hawkeyes
Colors _____ Black and Gold
Conference: _____ Big Ten
National Affiliation _____ NCAA, Division I
President: _____ Bruce Harreld
Director of Athletics: _____ Gary A. Barta
Baseball Secretary: _____ Kendra Wieditz
Baseball Office _____ 232 Carver-Hawkeye Arena
_____ Iowa City, Iowa 52242
_____ (319) 335-9389

BASEBALL INFORMATION

Head Coach _____ Rick Heller/5th season
Alma Mater/Year _____ Upper Iowa/1986
Associate Head Coach/RC _____ Marty Sutherland/5th season
Alma Mater/Year _____ Northern Iowa/2002
Pitching Coach _____ Desi Druschel/1st season
Alma Mater/Year _____ Mount Mercy/1998
Volunteer Assistant Coach (Hitting Coach) _____ Sean Moore/2nd Season
Alma Mater/Year _____ University of Iowa/2015
Director of Baseball Operations _____ Nic Ungs
Alma Mater/Year _____ Northern Iowa/2001

2018 TEAM INFORMATION

2017 Record _____ 39-22
Home _____ 19-4
Away _____ 10-13
Neutral _____ 10-5
Big Ten Record/Finish _____ 15-9/t4th
Postseason _____ NCAA Regionals

2018 OUTLOOK

Letterwinners Returning/Lost _____ 17/12
Starters Returning/Lost _____ 6 + DH/2
Pitchers Returning/Lost _____ 7/8
Newcomers _____ 12

STADIUM INFORMATION

Home Facility _____ Duane Banks Field
Capacity _____ 3,000
Opened _____ 1974
Dimensions _____ 329-373-395-373-329
Surface _____ AstroTurf

MEDIA INFORMATION

Associate SID/Baseball Contact _____ James Allan
Email _____ james-allan@uiowa.edu
Cell Phone _____ (319) 530-5792
Secondary Contact _____ Alex Snyder
Email _____ alex-snyder@uiowa.edu
Cell Phone _____ (563) 554-0852
Athletic Communications Phone _____ (319) 335-9411
Athletic Communications Fax _____ (319) 335-9417
Press Box Phone _____ (319) 335-9520
Website _____ hawkeyesports.com
Twitter _____ @UIBaseball
Facebook: _____ facebook.com/iowabaseball
Instagram: _____ UIBaseball

RPI UPDATE

Iowa is 47th in the latest RPI report by D1Baseball .com (As of April 25). The Hawkeyes are one of four Big Ten teams in the top 50 along with Indiana (27), Ohio State (39), Minnesota (40). Iowa has four wins against top 50 RPI teams and eight against the top 100.

BIG SUCCESS

Iowa has won 19 of 27 (70 percent) of its Big Ten Conference series dating back to the 2015 season. The Hawkeyes had won six straight league series prior to dropping two of three games last weekend at No. 25 Minnesota. (Iowa split two weather-shortened series against Indiana and Nebraska this season.)

WHELAN: THE CATALYST

Redshirt junior Chris Whelan has been instant offense for the Hawkeyes since making his season debut on March 17 against Evansville. The Illinois native missed the first month (14 games) recovering from Tommy John surgery. He was cleared to throw and play in the field April 24.

- The Hawkeyes averaged 5.0 runs per game in the 14 games before Whelan was cleared. Since inserting Whelan into the lineup, Iowa is averaging 6.2 runs per contest.
- Whelan has hit safely in 19-of-22 games since his return with eight multi-hit contests. He is hitting .333 (30-for-90) with 21 runs, nine walks, and a .412 on-base percentage as Iowa's leadoff hitter.
- Whelan had a career-high four hits, finishing 4-for-5 with a career-best four runs in Iowa's 13-9 come-from-behind victory over Bradley on March 28. He hit his second home run of the season on April 22 in the win at Minnesota, finishing 2-for-4 with two RBIs.
- In 22 games, Whelan is third on the team in batting average, fourth in runs, fifth in hits and total bases. He is also tied for second in on-base percentage.

CROPLEY PRODUCES

Senior Tyler Cropley is leading the team with a .365 average with team-highs in RBIs (32) and doubles (16). He had a career-best 12-game hitting streak and 16-game reached base streak this season.

- The South Dakota native ranks in the top-11 in the Big Ten in eight different categories. His 16 doubles are tied for second and he's sixth in slugging percentage (.591) and total bases (81).
- Cropley tied a school record in the 16-1 win over Coe

BIG OVERALL STATS (As of 4/25)

Batting Average

1.	Minnesota	.304
2.	Ohio State	.293
3.	Indiana	.291
7.	IOWA	.268

ERA

1.	Indiana	2.45
2.	Michigan	3.24
3.	Minnesota	3.50
5.	IOWA	3.77

Fielding Percentage

1.	Illinois	.981
2.	Minnesota	.974
3.	Maryland	.973
7.	IOWA	.970

College on April 11, finishing 3-for-5 with two RBIs and two runs. All three of his hits were doubles, as he became the ninth Hawkeye -- first since Nate Yoho in 2004 -- to hit three in a single game.

- Cropley hit a walk-off grand slam to give Iowa a 13-9 victory over Bradley on March 28. He finished with a career-high five RBIs in the game. The walk-off homer was the first of Cropley's baseball career and it was his second grand slam as a Hawkeye, ironically both coming against the Braves.
- Cropley is currently hitting .463 (19-of-41) with runners in scoring position. He has a .875 average with a runner on third base with less than two outs.
- Cropley has four straight multi-hit games, giving him a team-best 16 such contests this season. He also has a team-best eight multi-RBI games.
- Cropley is on the Johnny Bench Award Watch List. The honor is given to the top catcher in Division I baseball.

CROWL STEADY AT SHORT

Sophomore Kyle Crowl had a career-best 14-game reached base streak from March 11-April 4. He has reached safely in 30 games this season.

- The Council Bluffs, Iowa, native has committed just five errors in 156 chances. He has been a part of 29 double plays in helping Iowa be the Big Ten's top double play unit.
- Crowl is second on the team with five home runs this season and his 23 RBIs are third on the team.

COMEBACK KIDS

The Hawkeyes have posted 11 come-from-behind victories in 2018, which includes four walk-off victories.

- Iowa trailed 9-8 through 7 1/2 innings before rallying for a 13-9 win. Lorenzo Elion's pinch-hit RBI single tied the game in the eighth before Iowa posted its fourth walk-off win in the ninth courtesy of a Tyler Cropley grand slam.
- The Hawkeyes trailed 4-1 through 7 1/2 innings before Matt Hoeg tied the game with a two-out, three-run double in the eighth. Iowa then posted its third walk-off victory of the season when Austin Guzzo connected on a two-run home run to right field, giving the team a 6-4 win.
- Ben Norman had the game-winning RBI single in the ninth, sending the Hawkeyes to a 4-3 win over Toledo in the season opener. Norman also reached via error in the win over Virginia Tech, allowing the go-ahead run to score in the 2-1 walk-off victory.

BIG-ONLY OVERALL STATS (As of 4/22)

Batting Average

1.	Michigan	.313
2.	Minnesota	.307
3.	Indiana	.299
10.	IOWA	.244

ERA

1.	Michigan	1.89
2.	Indiana	1.91
3.	Minnesota	2.94
5.	IOWA	3.98

Fielding Percentage

1.	Northwestern	.984
2.	Illinois	.983
3.	Michigan	.981
5.	IOWA	.977



2018 WEEKEND IN STATS

SERIES	BATTING											PITCHING					FIELDING		
	W-L	AVG	R	H	2B	3B	HR	RBI	BB-SO	SB-A	ERA	IP	H	R-ER	BB-SO	BAA	PO-A	E	FLD%
at Diamond 9	3-0	.301	16	31	4	0	2	16	13-24	6-6	2.00	27.0	25	10-6	21-28	.253	81-28	4	.965
at Sugar Bowl Classic	2-1	.245	16	26	2	0	2	12	18-35	4-5	4.33	27.0	23	17-13	9-30	.223	81-27	5	.956
at UAB	2-1	.232	15	22	3	2	0	11	15-28	3-4	2.42	26.0	22	8-7	8-26	.234	78-29	2	.982
at UNLV	0-3	.189	5	18	3	0	0	5	7-19	0-0	8.62	24.0	36	28-23	13-20	.350	72-22	4	.959
Evansville	3-0	.340	22	33	7	1	3	21	13-20	1-1	2.33	27.0	18	9-7	13-24	.182	81-32	4	.966
Indiana	1-1	.234	7	15	3	1	3	7	7-15	0-0	2.50	18.0	13	5-5	10-20	.210	54-20	0	1.000
at Illinois	2-1	.305	24	32	5	1	2	23	18-17	4-7	6.23	26.0	32	20-18	15-25	.308	78-28	4	.964
Ohio State	2-1	.223	12	21	6	0	0	10	10-26	1-2	2.33	27.0	22	8-7	11-32	.222	81-31	3	.974
at Nebraska	1-1	.221	11	15	6	0	3	10	7-18	0-1	5.29	17.0	17	11-10	15-13	.266	51-25	3	.962
at Minnesota	1-2	.224	8	22	3	0	2	6	5-17	0-0	3.60	25.0	20	10-10	10-23	.222	75-20	1	.990
Michigan																			
Oklahoma State																			
at Northwestern																			
Penn State																			
Midweek	7-2	.311	77	95	20	2	8	66	52-68	4-10	3.33	81.0	70	36-30	36-93	.233	243-88	11	.968

- Iowa has overcome deficits to win 29 games since the start of the 2017 season and posted eight walk-off victories.
- Seventeen of those victories have come with Iowa trailing or being tied entering or through seven innings and 13 have come in the final at-bat.

BANKS MAGIC

- The Hawkeyes are 13-3 at Duane Banks Field this season, running their record to 65-17 at home since the start of the 2015 season.
- Iowa went 19-4 at home last season, the most wins by the team since 1989 (19-2).
- Iowa has 12 walk-off victories at Duane Banks Field since the start of 2015.

ON THE OFFENSE

- The Hawkeyes have had 10 or more hits in 15 games this season. Iowa had a season-high 16 runs on 17 hits in its 16-1 victory over Coe College on April 11.
- Iowa has scored 10 or more runs in seven games this season.
- The Hawkeyes are 18-2 when out-hitting their opposition.

STARTING & FINISHING

- The Hawkeyes are out-scoring opponents, 45-16, in the first inning and 92-55 over the first three innings. Iowa is also out-scoring the opposition, 46-24, in the eighth and ninth innings.
- Iowa is 11-3 when it scores in the first inning and 16-4 when it scores the game's first run.
 - The Hawkeyes are 19-0 when leading after six innings, 18-0 after seven, and 20-0 after eight this season.

JUNIOR ROBERT NEUSTROM...

- has hit safely in 31-of-37 games this season and he has reached safely in 33-of-37 contests. Neustrom has had hitting streaks of nine games and 10 games this season.
- has started 100 consecutive games dating back to the 2016 season.
- is hitting .324 with 14 multi-hit games. Neustrom is leading the team with six home runs.
- was the Preseason Big Ten Player of the Year by Baseball America and Perfect Game.

ON THE BUMP

- The Hawkeyes' starting pitchers are 13-10 with a 3.24 ERA in 37 games. Iowa starters have 173 strikeouts to 71 walks and opponents are hitting .240.
- Iowa's pitching staff has three games where it has allowed two or fewer hits. The Hawkeyes one-hit Northern Illinois on April 17 and had a pair of two hitters against Evansville on March 17 and No. 11 Indiana on March 23.
- Iowa's pitching staff is leading the Big Ten with 334 strikeouts, averaging 9.0 per game.
- Iowa has 15 games with 10 or more strikeouts this season. The Hawkeyes had a season-high 15 strikeouts in a April 25 win over Milwaukee.

IN RELIEF

- Over the team's last 13 games, Iowa's bullpen is 5-1 with a 2.05 ERA with three saves. The Hawkeye relievers have allowed 15 runs (13 earned) over 57 innings and have 54 strikeouts.
- Iowa's bullpen is 11-3 with a 4.35 ERA this season. The relievers have logged 155 1/3 innings, where they average more than a strikeout an inning (161).

1-2-3 PUNCH

- The Hawkeyes don't have a designated closer, but coach Rick Heller has three strong late-inning options.
- Junior Zach Daniels is 4-1 with a 1.84 ERA and three saves in 15 appearances, spanning 29 1/3 innings. He has 29 strikeouts and is limiting opposing hitters to a .172 average. The right-hander is 1-0 with a 2.08 ERA in seven Big Ten appearances, allowing eight hits in 13 innings.
 - Senior Nick Nelsen is 2-1 with a 3.18 ERA in 16 appearances where he has 19 strikeouts to five walks. Nelsen has allowed three hits over his last appearances.
 - Redshirt sophomore Grant Leonard is tied for 10th in the Big Ten with 17 appearances. The walk-on from Mokena, Illinois, is 1-0 with a 3.21 ERA with two saves in 14 innings.

REDSHIRT JUNIOR NICK ALLGEYER...

- is 4-3 with a 2.27 ERA in 10 starts. Allgeyer has 59 strikeouts, which are tied for the third-most in the Big Ten.
- ranks among the top-seven in the Big Ten in four different pitching categories -- tied for third in strikeouts (59), fourth in innings (63.1), fifth in ERA (2.27), and seventh in strikeouts looking (17).
- leads the Big Ten in conference games in innings (32 2/3) and strikeouts (31).
- was named the Big Ten Pitcher of the Week on April 16

2018 QUALITY STARTS LOG

Nick Allgeyer (9)

- vs. Virginia Tech -- 7 IP, 5 H, 1 ER, 8 K, 0 BB
- at UAB - 6.2 IP, 4 H, 1 ER, 4K, 1 BB
- at UNLV - 6.0, 6 H, 3 ER, 5 K, 2 BB
- vs. Evansville - 6 IP, 4 H, 1 ER, 4 K, 2 BB
- vs. #11 Indiana - 7 IP, 10 H, 3 ER, 5K, 1 BB
- at #22 Illinois - 6.1 IP, 7 H, 5 R (3 ER), 8 K, 1 BB
- vs. Ohio State - 6 IP, 5 H, 2 R (1 ER), 8 K, 3 BB
- at Nebraska - 7 IP, 5 H, 1 R (0 ER), 4 K, 4 BB
- at #25 Minnesota - 6.1 IP, 6 H, 3 ER, 6 K, 2 BB

Cole McDonald (4)

- at New Orleans - 7 IP, 3 H, 2 R (0 ER), 4 K, 1 BB
- at #22 Illinois - 6.1 IP, 5 H, 2 ER, 6 K, 4 BB
- vs. Ohio State - 6 IP, 3 H, 1 ER, 8 K, 1 BB
- at #25 Minnesota - 7 IP, 4 H, 1 ER, 7 K, 2 BB

Brady Schanuel (2)

- vs. #11 Indiana - 7 IP, 1 H, 0 R, 11 K, 4 BB
- vs. Ohio State - 6 IP, 6 H, 3 ER, 7 K, 4 BB

IOWA IN-SEASON ACCOLADES

Brady Schanuel

Big Ten Co-Pitcher of the Week - March 26



after allowing one unearned run and scattering five hits in a road win at Nebraska (April 13).

- has allowed six hits or fewer in eight of 10 starts... has allowed one or fewer earned runs in six starts.
- has nine consecutive quality starts.
- suffered the tough luck loss against Ohio State (4/7) after allowing two runs (one earned) on five hits over six innings in the 2-1 defeat... tied a career high with eight strikeouts.
- notched his third victory -- first Big Ten win -- allowing five runs (three earned) on seven hits over 6 1/3 innings at No. 22 Illinois... tied a career-high with eight strikeouts.
- recorded his first career win as a starter (third of his career), allowing one run on four hits at UAB (3/2)... had four strikeouts against one walk over 6 2/3 innings... went six innings, allowing one run on four hits in the win over Evansville (3/17).
- had a career-high eight strikeouts (to zero walks) in the no-decision against Virginia Tech, where he went a career-long seven innings.
- made his first career Friday start -- his second career start -- against Toledo (2/16) -- allowing three unearned runs over five innings and fanning seven.
- is 6-3 with a 2.77 ERA in 42 career appearances, including 11 starts... has 97 strikeouts in 110 1/3 innings.
- missed the 2017 season recovering from Tommy John surgery suffered during the fall of 2016.

JUNIOR BRADY SCHANUEL...

- Iowa's Saturday starter... is 5-5 with a 4.89 ERA in 10 starts with 54 strikeouts over 42 1/3 innings.
- is tied for fifth in Big Ten in wins (5), tied for eighth in strikeouts (54), and 11th in batting average against (.231).
- notched his fifth win, allowing three runs on six hits against Ohio State (4/7)... had seven strikeouts -- his fourth game with six or more strikeouts.
- was named the Big Ten Co-Pitcher of the Week on March 25 after going a career-best seven innings, allowing one hit and fanning 11 in a 5-1 victory over No. 11 Indiana (3/23)... retired the final 10 batters he faced. The 11 strikeouts were the most by a Hawkeye pitcher since Nathan Johnson's 14 at Indiana in 2004.
- allowed a single hit over five shutout innings in a win against Evansville, where he fanned six... went a five innings in the road win at UAB -- his second win of the season...allowed one hit and fanned a career-high seven.
- earned his first career victory against Old Dominion (2/18), allowing two hits and fanning four in 3 2/3 innings... was on a predetermined 60-pitch pitch count.
- Two-time MLB Draft pick -- selected in 20th round by Philadelphia in 2017 and 36th round by Oakland in 2015.
- Two-time All-American at Parkland College in Illinois... went 20-4 with 161 strikeouts in 164 innings.

JUNIOR COLE MCDONALD...

- is 3-1 with a 2.89 ERA in eight starts -- seven coming as the Sunday starter... has missed two starts because of weather cancellations (Indiana, Nebraska).
- is 2-0 with a 1.86 ERA in three Big Ten starts, allowing four runs on 12 hits over 19 1/3 innings. In league games, he is fourth, limiting hitters to a .177 average, is sixth in ERA, and tied for 10th with 21 strikeouts.
- tallied his third win, allowing one run on four hits over seven innings in a road win at No. 25 Minnesota... had six strikeouts to two walks for his third straight quality start.
- recorded his second straight quality start in a no-decision against Ohio State (4/8)... allowed one run on three hits over six innings and had a career-high eight strikeouts.

• notched his first Big Ten victory -- second of the season -- allowing two runs on five hits over 6 1/3 innings at No. 22 Illinois... finished with six strikeouts... it was his second quality start of the season.

- recorded his first career quality start and first win of the season, scattering three hits and allowing two unearned runs in seven innings in a victory over New Orleans.
- McDonald had four strikeouts to one walk.
- is 9-6 with a 4.55 ERA in 31 appearances, including 27 starts.

HAWKEYES IN PROFESSIONAL BASEBALL

Jake Adams - Quad Cities River Bandits -- Class A (Astros)
Joel Booker - Winston-Salem Dash - Class A Advanced (White Sox)
Matt Dermody - Buffalo Bison - Triple-A (Blue Jays)
Ryan Erickson - Great Falls Voyagers - Rookie (White Sox)
Nick Gallagher - Lake County Captains - Class A (Indians)
Blake Hickman - Winson Salem Dash - Class A Advanced (White Sox)
Mason McCoy - Delmarva Shorebirds - Class A (Orioles)
Tyler Peyton - Myrtle Beach Pelicans - Class A Advanced (Cubs)
Nick Roscetti - Wisconsin Timber Rattlers - Class A (Brewers)
Jake Yacinich - Inland Empire 66ers - Class A Advanced (Angels)

30 X 4

Iowa posted its fourth straight 30-win season in 2017. The program hasn't enjoyed a better stretch since posting seven consecutive 30 win campaigns from 1979-85.

- Iowa won 39 games last season -- the fifth-most in a single season in program history. The Hawkeyes won 41 games in 2015, the second-most wins in program history.

TEAM CAPTAINS

Iowa's team captains for the 2018 season are senior Tyler Cropley, redshirt junior Nick Allgeyer, junior Robert Neustrom, and redshirt sophomore Kyle Shimp.

SILVER MEDALISTS IN TAIWAN

Iowa made history when it represented the United States at the 2017 World University Games in Taiwan. Competing as the USA Team, Iowa claimed the silver medal, becoming the first American team to medal in Universiade history. Iowa went 5-2 during the two-week stretch before falling to Japan in the gold medal game.

DEFENDING BIG TOURNEY CHAMPS

- Iowa went 4-1 during a four-day stretch to claim the program's first Big Ten Tournament title in school history in 2017. It was the second straight year the team advanced to the title game.
- The Hawkeyes won three games over higher seeded teams -- fourth-seeded Maryland, top-seeded Nebraska, and third-seeded Minnesota -- to reach the title game. Iowa defeated eighth-seeded Northwestern, 13-4, to claim the title.

IOWA'S BACKBONE

The Hawkeyes have been built on pitching and defense under UI head coach Rick Heller.

- Iowa has ranked in the top 24 nationally in the nation in team fielding percentage in each of the past three seasons. The Hawkeyes have been in the top four in the Big Ten throughout Heller's tenure.
- Iowa has posted team ERA records in 2015 and 2016 (2.95

in 2015, 3.56 in 2016), ranking in the top four in the conference in both seasons. The Hawkeyes set school strikeout records in 2016 and 2017.

COACHING STAFF CHANGES

- Marty Sutherland was promoted to associate head coach in the offseason. He also serves as recruiting coordinator.
- Desi Druschel was promoted to an assistant coach after serving as the director of baseball operations for three seasons.
- Nic Ungs joins the coaching staff as the director of baseball operations. Ungs played for Rick Heller at Northern Iowa and played professional baseball for 11 seasons.

#HELLERBALL

- UI head coach Rick Heller is one of nine coaches all-time to lead three different NCAA Division I teams to regional play.
- Heller recorded his 800th career win against Lehigh on March 12 at the Snowbird Classic in Florida.
- The Hawkeyes have won 30 or more games in each of Heller's four seasons as the helm of the program. It's a first for the team since winning 30 or more in seven straight seasons from 1979-85.
- Heller has led the Hawkeyes to two NCAA Regional appearances in three seasons; the program had three regional appearances in its history prior to his arrival.
- Heller is fourth in school history in career wins with 140 in his four seasons at Iowa, including the second (41) and fifth-most (39) in school history.
- Heller led Iowa to its first Big Ten Tournament title in 2017 -- the first conference title since 1990 -- and he guided the Hawkeyes to the Big Ten Tournament title game in consecutive seasons. Iowa has advanced to the league tournament in four straight years for the first time in program history.
- Heller has coached at least one first-team All-Big Ten selection each season, and has 15 Major League Baseball Draft picks in four seasons -- the most in a four-year stretch in school history.
- Iowa had a school-record six All-Big Ten selections in 2015 and five in 2017. The Hawkeyes have had 18 All-Big Ten honorees in four seasons under Heller.
- Iowa has posted winning streaks of nine games (in 2015) and eight games (in 2017) -- the longest streaks for the program since 2012.

FOLLOW THE HAWKEYES

Iowa baseball fans can follow the Hawkeyes on Facebook/iowabaseball, Twitter: @UIBaseball, and Instagram/UIBaseball in addition to coverage on hawkeyesports.com.



1 LORENZO ELION

So. • IF • 6-2 • 185
Chicago, Ill. • Kirkwood CC • Simeon Academy



2018 GAME-BY-GAME STATS

#1 Elion, Lorenzo - 32 games (All games)

Date	Opponent	Pos	AB	R	H	RBI	2B	3B	HR	BB	SB	CS	HBP	SAC	SF	GDP	K	PO	A	E	Avg	
Feb 16	vs Toledo	*3b	4	1	3	0	0	0	0	0	0	0	0	0	0	0	1	1	1	0	.750	
Feb 17	vs Oakland	*3b	3	0	1	0	0	0	0	0	2	0	1	0	0	0	0	3	3	0	.571	
Feb 18	vs Old Dominion	*3b	5	1	2	0	0	0	0	0	0	0	0	0	0	0	0	0	1	2	.500	
Feb 23	vs Virginia Tech	*3b	4	0	0	0	0	0	0	0	0	0	0	0	0	0	2	0	2	0	.375	
Feb 24	vs Ball St.	*3b	3	0	1	0	0	0	0	0	0	0	1	0	0	0	2	0	0	1	.368	
Feb 27	CORNELL COLLEGE	*3b	3	1	1	3	0	0	0	0	0	0	0	0	2	0	0	1	1	0	.364	
Mar 02	at UAB	*3b	4	0	0	0	0	0	0	0	0	0	0	0	0	0	1	0	3	0	.308	
Mar 03	at UAB	*3b	6	0	2	1	0	0	0	0	1	1	0	0	0	0	1	0	2	1	.312	
Mar 04	at UAB	*3b	3	0	1	0	0	0	0	0	0	0	0	0	0	0	2	1	1	0	.314	
Mar 09	at UNLV	*3b	4	0	1	0	0	0	0	0	0	0	0	0	0	1	1	2	0	0	.308	
Mar 10	at UNLV	*3b	3	0	1	1	1	0	0	0	0	0	0	0	0	0	1	4	1	1	.310	
Mar 11	at UNLV	*3b	2	1	0	0	0	0	0	1	0	0	1	0	0	0	0	0	1	3	.295	
Mar 14	vs Missouri State	*dh	3	0	1	1	0	0	0	0	0	0	0	0	0	0	2	0	0	0	.298	
Mar 17	EVANSVILLE-1	*3b	1	0	0	0	0	0	0	0	0	0	0	0	0	0	0	0	1	0	.292	
Mar 17	EVANSVILLE-2	ph/3b	1	0	0	0	0	0	0	0	0	0	0	0	0	0	0	0	1	0	.286	
Mar 18	EVANSVILLE	*3b	0	0	0	0	0	0	0	0	0	0	0	1	0	0	0	0	0	0	.286	
Mar 21	LORAS COLLEGE	*3b	3	0	0	0	0	0	0	0	0	0	0	0	0	0	2	1	1	0	.269	
Mar 28	BRADLEY	ph/3b	1	0	1	1	0	0	0	0	0	0	0	0	0	0	0	0	0	0	.283	
Mar 31	at Illinois	*3b	4	0	1	1	0	0	0	1	0	0	0	0	0	0	1	1	0	0	.281	
Apr 01	at Illinois	*3b	4	0	2	2	0	0	0	0	0	0	0	0	0	0	0	0	3	1	.295	
Apr 04	GRAND VIEW	*3b	3	0	1	2	0	0	0	0	0	0	0	0	1	0	1	0	2	0	.297	
Apr 07	OHIO STATE-1	*3b	4	0	0	0	0	0	0	0	0	0	0	0	0	0	2	2	1	0	.279	
Apr 07	OHIO STATE-2	*3b	4	1	2	3	0	0	0	0	0	0	0	0	0	0	1	0	0	0	.292	
Apr 08	OHIO STATE	*3b	4	0	0	0	0	0	0	0	1	0	0	0	0	0	0	0	1	0	.276	
Apr 11	COE COLLEGE	*3b	6	4	5	6	1	1	2	0	0	0	0	0	0	0	0	1	2	0	.317	
Apr 13	at Nebraska-1	*3b	5	0	1	0	0	0	0	0	0	1	0	0	0	0	0	1	2	2	.310	
Apr 13	at Nebraska-2	*3b	4	0	0	0	0	0	0	0	0	0	0	0	0	0	1	0	1	0	.297	
Apr 17	NORTHERN ILLINOIS	*3b	4	0	1	1	0	0	0	0	0	0	0	0	0	0	1	0	2	0	.295	
Apr 20	at Minnesota	*3b	3	0	0	0	0	0	1	0	0	0	0	0	0	0	2	0	0	0	.286	
Apr 21	at Minnesota	*3b	4	0	0	0	0	0	0	0	0	0	0	0	1	0	0	0	2	0	.275	
Apr 22	at Minnesota	*3b	4	0	1	0	0	0	0	0	0	0	0	0	0	0	1	0	0	0	.274	
Apr 25	MILWAUKEE	*3b	5	1	4	2	0	0	0	0	0	0	0	0	0	0	1	0	1	0	.297	
Totals			28gs	111	10	33	24	2	1	2	3	4	2	3	1	3	2	26	18	36	11	.297

On base pct. .325 • Slugging pct. .387

CAREER HIGHS

AB: 6, 2X, LAST VS. COE COLLEGE, 4/11/18

H: 5 vs. COE COLLEGE, 4/11/18

R: 4 vs. COE COLLEGE, 4/11/18

2B: 1, 2X, LAST VS. COE COLLEGE, 4/11/18

3B: 1 vs. COE COLLEGE, 4/11/18

HR: 2 vs. COE COLLEGE, 4/11/18

RBI: 6 vs. COE COLLEGE, 4/11/18

BB: 1, 3X, LAST VS. MINNESOTA, 4/20/18

SB: 2 vs. OAKLAND, 2/17/18

SEASON HIGHLIGHTS

- Has started 28 games... 27 at third base and one as the designated hitter... hitting .297 (33-of-111) with 10 runs and 24 RBIs... has hit safely in 20 games and reached safely in 22 contests... has seven multi-hit games (four 2-hit, one 3-hit, one 4-hit, one 5-hit)... second on the team with 24 RBIs
- Became the second Hawkeye in the last decade to hit for the cycle, finishing 5-for-6 with two home runs, six RBIs, and four runs in the 16-1 win over Coe College (4/11)... the five hits tied a single-game school record... the two home runs were the first two of his career... the five hits are tied for a Big Ten high this season
- Went 4-for-5 with two RBIs and a run scored in a midweek win over Milwaukee (4/25)
- Was on SportsCenter's Top 10 plays on April 8 after making a spectacular defensive play to his right at third base against Ohio State... the play was No. 8 on the plays of the day... drove in three runs, finishing 2-for-4 with three RBIs in game two victory over Ohio State (4/7)
- Tallied his fourth multi-hit game in the series finale at No. 22 Illinois, finishing 2-for-4 with two RBIs... had the game-tying two-run single in the sixth inning... had a game-tying, eighth-inning, pinch-hit RBI single against Bradley (3/28)... had a career-high three RBIs in Iowa's midweek win over Cornell (2/27), finishing 1-for-3 in the contest
- Had a pair of multi-hit games at the Diamond 9 Sunshine State Classic... went 3-for-4 with a run scored vs. Toledo (2/16) in his first game as a Hawkeye, including singling and scoring the game-winning run in the bottom of the ninth inning... went 2-for-5 with a run scored against Old Dominion (2/18)... had two steals vs. Oakland (2/17)
- Hit .364 (8-of-22) during Iowa's silver medal run at World University Games in Taiwan with hits in five of six games
- Junior college transfer from Kirkwood Community College, where he was an all-region selection as a freshman... hit .347 with 21 extra base hits and 45 RBIs

CAREER STATS

YEAR	AVG.	G-GS	AB	R	H	2B	3B	HR	RBIS	BB	HBP	SO	SB-A
2018	.297	32-28	111	10	33	2	1	2	24	3	3	26	4-6
TOTALS	.297	32-28	111	10	33	2	1	2	24	3	3	26	4-6

Instagram: [UIBaseball](#)



Twitter: [@UIBaseball](#)



Facebook: [iowabaseball](#)

2 ZACH DANIELS

Jr. • RHP • 5-11 • 160
Robins, Iowa • Cedar Rapids Kennedy HS



2018 GAME-BY-GAME STATS

#2 Daniels, Zach - 15 appearances (All games)

Date	Opponent	GS	IP	H	R	ER	BB	SO	2B	3B	HR	WP	BK	HBP	IBB	Score	W-L	Sv	ERA	NP
Feb 16	vs Toledo		2.0	1	0	0	3	3	0	0	0	0	0	0	0	4-3	0-0	0	0.00	44
Feb 18	vs Old Dominion		2.0	0	0	0	0	1	0	0	0	0	0	0	0	4-1	0-0	1	0.00	15
Feb 23	vs Virginia Tech		3.0	1	0	0	1	4	0	0	0	0	0	0	0	2-1	1-0	1	0.00	39
Mar 02	at UAB		1.2	1	0	0	0	1	0	0	0	0	0	0	0	4-1	1-0	2	0.00	14
Mar 11	at UNLV		1.1	4	5	2	0	2	0	0	1	1	1	0	0	3-13	1-1	2	1.80	32
Mar 18	EVANSVILLE		3.1	2	1	1	1	5	0	1	0	0	0	0	0	4-3	2-1	2	2.03	48
Mar 23	INDIANA-2		2.0	1	1	1	1	1	0	0	0	0	0	1	0	5-1	2-1	2	2.35	31
Mar 28	BRADLEY		2.0	0	0	0	1	3	0	0	0	1	0	1	0	13-9	3-1	2	2.08	35
Mar 30	at Illinois		1.2	0	0	0	2	2	0	0	0	0	0	0	0	8-5	3-1	2	1.89	-
Apr 01	at Illinois		1.0	2	0	0	2	0	0	0	0	0	0	0	0	4-2	3-1	2	1.80	31
Apr 08	OHIO STATE		3.0	1	0	0	1	3	0	0	0	2	0	0	0	2-1	4-1	2	1.57	43
Apr 13	at Nebraska-1		2.0	2	0	0	1	2	1	0	0	0	0	0	0	7-1	4-1	2	1.44	23
Apr 17	NORTHERN ILLINOIS		1.0	0	0	0	0	0	0	0	0	0	0	0	0	2-0	4-1	3	1.38	8
Apr 20	at Minnesota		1.1	1	0	0	1	1	1	0	0	1	0	0	0	3-4	4-1	3	1.32	21
Apr 22	at Minnesota		2.0	1	2	2	1	1	1	0	0	0	0	0	0	5-3	4-1	3	1.84	32
Totals		0	29.1	17	9	6	15	29	3	1	1	5	1	3	0	70-48	4-1	3	1.84	-

CAREER-HIGHS

AB: 4, 9X, LAST VS. MINNESOTA, 5/25/16
 H: 3 vs. SAVANNAH STATE, 5/13/16
 R: 2, 4X, vs. MARYLAND, 5/28/16
 2B: 1, 2X, LAST AT MINNESOTA, 4/1/16
 3B: N/A
 HR: N/A
 RBIs: 4 vs. NORTHWESTERN COLLEGE, 3/8/16
 BB: 3 vs. MARYLAND, 5/28/16
 SB: 1, 6X, LAST vs. AT WESTERN ILLINOIS, 5/17/16

PITCHING

IP: 4.2 vs. OHIO STATE, 5/14/17
 H: 5, 2X, LAST AT ILLINOIS, 5/19/17
 R: 5 AT UNLV, 3/11/18
 ER: 4 AT SOUTH FLORIDA, 2/17/17
 SO: 8 vs. OHIO STATE, 5/14/17
 BB: 3, 2X, LAST vs. TOLEDO, 2/16/18

SEASON HIGHLIGHTS

- Is 4-1 with a 1.84 ERA in 15 appearances with three saves... has 29 strikeouts over 29 1/3 innings... has allowed one or fewer hits in 10 of his 15 appearances and zero runs in 11 of 15 appearances
- Three saves are tied for 10th in the Big Ten... has seven appearances in Big Ten games, tied for the league lead
- Notched his third save, getting the final three outs to complete Iowa's 2-0 shutout victory over Northern Illinois (4/17)... earned his fourth victory, allowing one hit over three shutout innings against Ohio State (4/8), fanning three... got the final out just before a winter snow storm hit Iowa City
- Tossed 2 2/3 shutout innings in games one and three in the road series win at No. 22 Illinois... recorded his third win, tossing two shutout inning against Bradley (3/28)...notched his second win, pitching a season-high 3.1 innings against Evansville (3/18)... allowed one run on two hits and fanned a season-high five batters... got the final five outs to record his second save at UAB (3/2)... notched his first save of the season in the 4-1 win over Old Dominion (2/18)... recorded his first win against Virginia Tech (2/23), logging a season-high three innings, surrendering one hit and fanning four
- Named to Big Ten Preseason Honors List... named the 47th-best reliever in college baseball by D1Baseball.com
- Expected to serve as Iowa's closer... went 7-3 with a 3.22 ERA in 24 appearances as a sophomore with 55 strikeouts in 50 1/3 innings
- D1Baseball.com says Daniels is a candidate to be a top-10 round selection in 2018 MLB Draft.


CAREER STATS

YEAR	ERA	W-L	APP	GS	CG	SHO	SV	IP	H	R	ER	BB	SO
2016	1.50	1-1	16	0	0	0/1	5	18.0	14	3	3	4	15
2017	3.22	7-3	24	0	0	0/1	1	50.1	55	23	18	25	55
2018	1.84	4-1	15	0	0	0/1	3	29.1	17	9	6	15	29
TOTALS	2.49	12-5	55	0	0	0/3	9	97.2	86	35	27	44	99



3 MATT HOEG

Sr. • IF • 6-1 • 200
Waukee, Iowa • Iowa Western CC • Waukee HS



2018 GAME-BY-GAME STATS

#3 Hoeg, Matt - 36 games (All games)

Date	Opponent	Pos	AB	R	H	RBI	2B	3B	HR	BB	SB	CS	HBP	SAC	SF	GDP	K	PO	A	E	Avg	
Feb 16	vs Toledo	*1b	3	1	2	0	0	0	0	1	0	0	0	0	0	0	0	8	0	0	.667	
Feb 17	vs Oakland	*of	2	1	1	0	0	0	0	1	1	0	1	0	0	0	1	4	0	0	.600	
Feb 18	vs Old Dominion	*1b	3	1	2	1	0	0	0	0	0	0	0	0	0	0	0	5	1	0	.625	
Feb 23	vs Virginia Tech	*1b	4	0	0	0	0	0	0	0	0	0	0	0	0	0	2	6	1	0	.417	
Feb 24	vs Ball St.	*1b	4	0	1	0	0	0	0	0	0	0	0	0	0	0	3	3	1	0	.375	
Feb 25	at New Orleans	*3b	4	0	0	0	0	0	0	1	0	0	0	0	0	0	1	4	1	0	.300	
Feb 27	CORNELL COLLEGE	*1b	1	1	0	0	0	0	0	1	0	0	0	0	0	0	0	7	0	0	.286	
Mar 02	at UAB	*1b	3	0	1	0	0	0	0	1	0	0	0	0	0	0	1	11	0	0	.292	
Mar 03	at UAB	*1b	2	2	1	0	0	0	0	3	1	0	0	0	0	0	0	7	0	0	.308	
Mar 04	at UAB	*1b	3	0	0	0	0	0	0	0	0	0	0	0	0	0	2	10	0	0	.276	
Mar 09	at UNLV	*1b	4	0	1	0	0	0	0	0	0	0	0	0	0	0	1	4	0	0	.273	
Mar 10	at UNLV	*1b	3	0	0	0	0	0	0	0	0	0	0	0	0	0	0	4	1	0	.250	
Mar 11	at UNLV	*1b	4	0	2	0	0	0	0	0	0	0	0	0	0	0	1	9	2	0	.275	
Mar 14	vs Missouri State	*3b	5	1	1	1	0	0	1	0	0	0	0	0	0	0	2	0	1	0	.267	
Mar 17	EVANSVILLE-1	*3b/1b	3	1	1	2	0	0	0	0	0	0	0	0	1	0	0	3	2	0	.271	
Mar 17	EVANSVILLE-2	*3b/1b	4	0	2	1	0	0	0	0	0	0	0	0	0	0	1	2	1	1	.288	
Mar 18	EVANSVILLE	*3b/1b	4	0	1	0	0	0	0	0	0	0	0	0	0	0	1	3	2	0	.286	
Mar 20	SAINT LOUIS	*3b	5	1	2	1	0	0	0	0	0	0	0	0	0	0	1	0	0	0	.295	
Mar 21	LORAS COLLEGE	*1b/3b	3	0	1	3	1	0	0	1	0	0	0	0	0	0	0	8	0	0	.297	
Mar 23	INDIANA-1	*3b	4	0	0	0	0	0	0	0	0	0	0	0	0	0	2	0	4	0	.279	
Mar 23	INDIANA-2	*3b	4	0	1	1	0	0	0	0	0	0	0	0	0	1	1	1	1	0	.278	
Mar 28	BRADLEY	*3b	4	0	0	0	0	0	0	0	0	1	0	0	0	0	4	0	3	0	.263	
Mar 30	at Illinois	*3b	5	0	0	1	0	0	0	0	0	0	0	0	0	0	0	1	1	0	.247	
Mar 31	at Illinois	*1b	3	0	1	1	0	0	0	0	0	0	0	0	0	0	0	3	1	0	.250	
Apr 01	at Illinois	3b	0	0	0	0	0	0	0	0	0	0	0	0	0	0	0	0	0	0	.250	
Apr 04	GRAND VIEW	1b	0	0	0	0	0	0	0	0	0	0	0	0	0	0	0	1	0	0	.250	
Apr 07	OHIO STATE-1	*1b	3	0	0	0	0	0	0	0	0	0	0	0	0	0	2	8	1	0	.241	
Apr 07	OHIO STATE-2	1b	0	0	0	0	0	0	0	0	0	0	0	0	0	0	0	2	0	0	.241	
Apr 08	OHIO STATE	1b	1	0	0	0	0	0	0	0	0	0	0	0	0	0	0	5	0	0	.239	
Apr 11	COE COLLEGE	1b	2	2	1	1	1	0	0	1	0	0	0	0	0	0	0	6	0	0	.244	
Apr 13	at Nebraska-1	1b	2	0	0	0	0	0	0	1	0	0	0	0	0	0	2	9	0	0	.239	
Apr 13	at Nebraska-2	*1b	1	0	0	0	0	0	0	1	0	0	0	0	0	0	0	9	0	0	.237	
Apr 17	NORTHERN ILLINOIS	1b	0	0	0	0	0	0	0	0	0	0	0	0	0	0	0	2	1	0	.237	
Apr 21	at Minnesota	*1b	3	0	1	0	0	0	0	0	0	0	0	0	0	0	0	6	1	0	.240	
Apr 22	at Minnesota	1b	0	0	0	0	0	0	0	0	0	0	0	0	0	0	0	0	1	0	.240	
Apr 25	MILWAUKEE	1b	2	0	1	0	1	0	0	0	0	0	0	0	0	0	0	1	0	0	.245	
Totals			27gs	98	11	24	13	3	0	1	12	2	1	1	0	2	1	28	149	30	2	.245

On base pct. .327 • Slugging pct. .306

CAREER HIGHS

AB: 5, 7X, LAST AT ILLINOIS, 3/30/18

H: 4 AT ILLINOIS, 5/19/17

R: 4 AT ILLINOIS, 5/19/17

2B: 2, 3X, LAST AT ILLINOIS, 5/19/17

3B: 1 VS. LORAS COLLEGE, 2/22/17

HR: 1, 6X, LAST VS. MISSOURI STATE, 3/14/18

RBI: 4 VS. RUTGERS, 4/21/17

BB: 3 AT UAB, 3/3/18

SB: 1, 5X, LAST AT UAB, 3/3/18

SEASON HIGHLIGHTS

- Iowa's utility player... has started 27 games -- 16 games at first base, 10 at third base, and one in left field... hitting .245 with 11 runs and 13 RBIs... has hit safely in 19 games and reached safely in 23 contests... has five multi-hit contests -- all two-hit games... had a season-high seven game hitting streak from March 11-21
- Had a bases-clearing, game-tying three-run double in the eighth inning in Iowa's 6-4 come-from-behind victory over Loras College (3/21)... hit his first home run of the season, connecting on a leadoff blast against Missouri State (3/14)... was 1-for-2 with two runs and a career-high three walks in a game two win at UAB (3/3)... had a pair of two-hit games at the Diamond 9 Sunshine State Classic... scored the game-tying run in the walk-off victory over Toledo
- Hit .277 with 38 RBIs and 32 runs as a junior... had 16 doubles, one triple, and five home runs... tied for third in the Big Ten in doubles (16)... finished tied for 11th in Big Ten play with 22 RBIs... started 56 games... 55 at third base and one as designated hitter... hit safely in 36 games with 15 multi-hit contests -- 14 two-hit, one four-hit games ota (5/27), and 1-for-2 with a two-run double in the title game against Northwestern (5/28).
- Junior-college All-American at Iowa Western Community College

CAREER STATS

YEAR	AVG.	G-GS	AB	R	H	2B	3B	HR	RBIS	BB	HBP	SO	SB-A
2017	.277	60-56	195	32	54	16	1	5	38	24	3	54	3-7
2018	.245	36-27	98	11	24	3	0	1	13	12	1	28	2-3
TOTALS	.266	96-83	293	43	78	19	1	6	51	36	4	82	5-10



4 MITCHELL BOE

Jr. • IF • 5-10 • 175
Naperville, Ill. • Joilet Catholic HS



2018 GAME-BY-GAME STATS

#4 Boe, Mitchell - 35 games (All games)

Date	Opponent	Pos	AB	R	H	RBI	2B	3B	HR	BB	SB	CS	HBP	SAC	SF	GDP	K	PO	A	E	Avg
Feb 16	vs Toledo	*2b	4	0	1	0	0	0	0	0	0	0	0	0	0	0	1	1	2	0	.250
Feb 17	vs Oakland	*2b	4	0	1	2	1	0	0	0	0	0	0	0	0	0	0	1	3	0	.250
Feb 18	vs Old Dominion	*2b	4	0	1	2	1	0	0	0	0	0	0	0	0	0	0	1	3	1	.250
Feb 23	vs Virginia Tech	*2b	3	0	0	0	0	0	0	0	0	0	0	0	0	0	1	1	2	0	.200
Feb 25	at New Orleans	*2b	4	2	2	0	0	0	1	1	0	0	0	0	0	0	0	1	5	0	.263
Feb 27	CORNELL COLLEGE	*2b	1	1	0	0	0	0	1	0	0	0	0	0	0	0	1	0	0	0	.250
Mar 02	at UAB	*2b	2	1	0	0	0	0	1	0	0	0	1	0	0	0	2	1	5	0	.227
Mar 03	at UAB	*2b	3	2	2	0	0	0	0	1	0	0	1	0	0	0	0	1	2	1	.280
Mar 04	at UAB	*2b	2	0	0	0	0	0	0	0	0	0	0	0	0	0	1	1	3	0	.259
Mar 09	at UNLV	*2b	2	0	0	0	0	0	1	0	0	0	0	0	0	0	0	0	2	0	.241
Mar 11	at UNLV	*2b	3	1	2	0	1	0	0	0	0	0	0	0	0	1	0	4	3	0	.281
Mar 14	vs Missouri State	*2b	4	0	1	0	0	0	0	0	0	0	0	0	0	0	0	0	3	0	.278
Mar 17	EVANSVILLE-1	*2b	4	0	1	0	0	0	0	0	0	0	0	0	0	0	0	2	3	0	.275
Mar 17	EVANSVILLE-2	*2b	4	0	1	0	1	0	0	0	0	0	0	0	0	1	1	1	2	0	.273
Mar 18	EVANSVILLE	*2b	4	0	0	0	0	0	0	0	0	0	0	0	0	0	2	4	1	0	.250
Mar 20	SAINT LOUIS	*2b	3	0	0	0	0	0	0	0	0	0	0	0	0	0	0	4	2	0	.235
Mar 21	LORAS COLLEGE	*2b	0	0	0	0	0	0	0	0	0	0	0	0	0	0	0	0	0	0	.235
Mar 23	INDIANA-1	*2b	1	0	0	1	0	0	0	0	0	0	0	0	1	0	0	3	4	0	.231
Mar 23	INDIANA-2	*2b	3	0	0	0	0	0	0	1	0	0	0	0	0	0	2	1	2	0	.218
Mar 28	BRADLEY	*2b	3	2	2	1	1	0	0	1	0	0	1	0	0	0	0	3	2	0	.241
Mar 30	at Illinois	*2b	4	1	1	0	0	0	0	0	0	0	0	0	0	0	1	2	2	1	.242
Mar 31	at Illinois	*2b	1	0	0	0	0	0	0	0	0	0	0	0	0	0	0	1	0	0	.238
Apr 01	at Illinois	*2b	4	0	2	0	0	0	0	0	1	0	0	0	0	1	1	1	3	0	.254
Apr 04	GRAND VIEW	*2b	2	0	0	0	0	0	0	1	0	0	0	0	0	0	1	3	1	0	.246
Apr 07	OHIO STATE-1	*2b	4	0	2	0	0	0	0	0	0	0	0	0	0	0	0	0	1	0	.260
Apr 07	OHIO STATE-2	*2b	3	1	1	1	1	0	0	1	0	0	0	0	0	0	1	2	3	1	.263
Apr 08	OHIO STATE	*2b	4	0	0	0	0	0	0	0	0	0	0	0	0	0	0	2	4	0	.250
Apr 11	COE COLLEGE	*2b	2	1	1	2	1	0	0	0	0	0	0	0	1	0	0	0	1	0	.256
Apr 13	at Nebraska-1	*2b	3	1	2	3	1	0	0	1	0	0	0	0	0	0	0	3	5	0	.271
Apr 13	at Nebraska-2	*2b	3	0	0	0	0	0	0	0	0	0	0	0	0	1	0	1	3	0	.261
Apr 17	NORTHERN ILLINOIS	*2b	3	1	1	0	0	0	0	0	0	0	0	0	0	0	0	1	3	1	.264
Apr 20	at Minnesota	*2b	2	0	0	1	0	0	0	0	0	0	1	1	0	0	0	1	5	0	.258
Apr 21	at Minnesota	*2b	1	0	0	0	0	0	0	2	0	0	0	0	0	0	0	0	0	0	.255
Apr 22	at Minnesota	*2b	4	0	0	1	0	0	0	0	0	0	0	0	0	0	0	1	1	0	.245
Apr 25	MILWAUKEE	*2b	2	0	0	0	0	0	0	0	0	1	1	0	0	0	0	1	0	0	.240
Totals			34gs	100	14	24	14	8	0	12	2	1	1	4	2	5	18	51	77	4	.240

On base pct. .322 • Slugging pct. .320

CAREER-HIGHS

AB: 5, 4X, LAST VS. NORTHWESTERN, 5/28/17

H: 3 AT OHIO STATE, 5/7/16

R: 3, 2X, LAST AT OHIO STATE, 5/7/16

2B: 1, 19X, LAST AT NEBRASKA, 4/13/18

3B: 1, 2X, LAST VS. PENN STATE, 4/28/17

HR: --

RBI: 3, 3X, LAST AT NEBRASKA, 4/13/18

BB: 4 VS. AIR FORCE, 4/13/16

SB: 1, 9X, LAST AT ILLINOIS, 4/1/18

SEASON HIGHLIGHTS

- Iowa's starting second baseman... started 34 games at second base... hitting .240 with 12 RBIs, eight doubles, and 14 runs scored... has hit safely in 17 games and reached safely in 24 contests... has seven multi-hit games -- all two-hit contests
- Didn't commit an error the first 19 games... part of Iowa's prolific double play tandem that leads the Big Ten in the category
- Finished 2-for-3 and tied a career-high with three RBIs in Iowa's series opening win at Nebraska (4/13)... went 2-for-4 in the series opener against Ohio State (4/7)... went 2-for-3 with two runs and an RBI in come-from-behind victory over Bradley (3/28)
- Two-year starter at second base... was part of Iowa's most potent double-play combination in school history with Mason McCoy... ranked second nationally and broke the Iowa school record.
- Started 59 games -- all at second base... hit .244 with 29 runs and 26 RBIs... had 23 walks.

CAREER STATS

YEAR	AVG.	G-GS	AB	R	H	2B	3B	HR	RBIS	BB	HBP	SO	SB-A
2016	.190	33-18	58	12	11	1	0	0	4	13	0	13	2-2
2017	.244	61-59	197	29	48	10	2	0	26	23	1	28	5-7
2018	.240	35-34	100	14	24	8	0	0	14	12	1	18	2-3
TOTALS	.234	129-111	355	55	83	19	2	0	44	48	2	59	9-12

Instagram: [UIBaseball](#)



Twitter: [@UIBaseball](#)




Facebook: [iowabaseball](#)

5 TYLER CROPLEY

Sr. • C • 5-11 • 185

McCook Lake, S.D. • Iowa Western CC • Bishop Heelan HS



2018 GAME-BY-GAME STATS

#5 Cropley, Tyler - 37 games (All games)

Date	Opponent	Pos	AB	R	H	RBI	2B	3B	HR	BB	SB	CS	HBP	SAC	SF	GDP	K	PO	A	E	Avg	
Feb 16	vs Toledo	*c	3	0	1	1	0	0	0	1	0	0	0	0	0	0	1	12	1	0	.333	
Feb 17	vs Oakland	*c	5	1	2	2	0	0	1	0	0	0	0	0	0	0	2	7	1	0	.375	
Feb 18	vs Old Dominion	*c	4	0	1	0	0	0	0	1	0	0	0	0	0	0	0	10	0	0	.333	
Feb 23	vs Virginia Tech	*c	3	0	0	0	0	0	0	1	0	0	0	0	0	1	2	11	1	0	.267	
Feb 24	vs Ball St.	*c	4	0	1	1	0	0	0	0	0	0	0	0	0	0	1	11	0	0	.263	
Feb 25	at New Orleans	*c	4	0	2	3	1	0	0	2	0	1	0	0	0	0	0	7	0	1	.304	
Feb 27	CORNELL COLLEGE	*dh	3	1	1	2	1	0	0	0	0	0	0	0	0	0	1	0	0	0	.308	
Mar 02	at UAB	*c	4	0	0	0	0	0	0	0	0	0	0	0	0	0	0	7	0	0	.267	
Mar 03	at UAB	*c	4	1	2	3	1	0	0	1	0	0	1	0	0	0	0	13	0	0	.294	
Mar 04	at UAB	*c	3	0	2	0	0	0	0	0	0	0	1	0	0	0	0	6	1	0	.324	
Mar 09	at UNLV	*c	2	0	1	0	0	0	0	2	0	0	0	0	0	0	0	8	0	0	.333	
Mar 10	at UNLV	*c	3	1	0	0	0	0	0	0	0	0	0	0	0	0	1	5	0	0	.310	
Mar 11	at UNLV	*of	4	0	1	1	0	0	0	0	0	0	0	0	0	1	0	4	0	0	.304	
Mar 14	vs Missouri State	*c	4	1	1	0	0	0	0	0	0	0	0	0	0	0	1	13	0	0	.300	
Mar 17	EVANSVILLE-1	*c/of	5	1	1	0	0	0	0	0	0	0	0	0	0	0	1	5	0	0	.291	
Mar 17	EVANSVILLE-2	*c/of	2	1	0	1	0	0	1	0	0	1	0	1	0	1	0	6	0	0	.281	
Mar 18	EVANSVILLE	*of/c	3	0	2	1	1	0	0	1	0	0	0	0	0	0	0	1	1	0	.300	
Mar 20	SAINT LOUIS	*of/c	5	1	2	0	1	0	0	0	0	0	0	0	0	0	0	2	1	0	.308	
Mar 21	LORAS COLLEGE	*of/c	3	1	1	0	0	0	0	0	0	1	1	0	0	0	0	1	0	0	.309	
Mar 23	INDIANA-1	*c	4	0	2	0	0	0	0	0	0	0	0	0	0	0	2	9	1	0	.319	
Mar 23	INDIANA-2	*c	4	2	3	2	1	0	1	1	0	0	0	0	0	0	0	12	0	0	.342	
Mar 28	BRADLEY	*c/of	5	2	3	5	2	0	1	0	0	0	1	0	0	1	0	4	3	0	.358	
Mar 30	at Illinois	*c	2	1	1	0	1	0	0	2	0	1	1	0	0	0	0	11	1	0	.361	
Mar 31	at Illinois	*c	2	3	1	1	1	0	0	3	0	0	0	0	1	0	0	6	1	0	.365	
Apr 01	at Illinois	*c	5	1	1	1	0	0	0	0	1	0	0	0	0	0	2	7	1	0	.356	
Apr 04	GRAND VIEW	*of/c	4	0	1	0	0	0	0	0	0	0	0	0	0	0	0	5	0	0	.351	
Apr 07	OHIO STATE-1	*c	4	0	2	1	0	0	0	0	0	0	0	0	0	1	1	10	2	0	.357	
Apr 07	OHIO STATE-2	*c	3	2	2	0	0	0	0	0	0	0	1	0	0	0	1	10	0	0	.366	
Apr 08	OHIO STATE	*c	4	0	0	0	0	0	0	0	0	0	0	0	0	0	1	11	1	0	.352	
Apr 11	COE COLLEGE	*of	5	2	3	2	3	0	0	0	0	0	1	0	0	0	0	2	0	0	.364	
Apr 13	at Nebraska-1	*c	3	0	0	0	0	0	0	1	0	0	1	0	0	0	0	8	0	0	.354	
Apr 13	at Nebraska-2	*c	4	1	1	2	0	0	1	0	0	0	0	0	0	0	0	7	0	0	.350	
Apr 17	NORTHERN ILLINOIS	*of/c	3	0	1	1	0	0	0	0	0	0	0	0	1	0	1	1	0	0	.350	
Apr 20	at Minnesota	*c	4	1	2	1	0	0	1	0	0	0	0	0	0	0	0	7	1	0	.355	
Apr 21	at Minnesota	*c	4	0	2	0	1	0	0	0	0	0	0	0	0	0	0	8	0	0	.359	
Apr 22	at Minnesota	*c	4	2	2	0	1	0	0	0	0	0	0	0	0	0	1	8	0	0	.364	
Apr 25	MILWAUKEE	*c/of	5	2	2	1	1	0	0	0	0	0	0	0	0	0	0	10	0	1	.365	
Totals			37gs	137	28	50	32	16	0	5	17	2	3	9	0	3	4	19	265	17	2	.365

On base pct. .458 • Slugging pct. .591

CAREER HIGHS

AB: 6 vs. MINNESOTA, 5/27/17

H: 3, 5X, LAST vs. COE COLLEGE, 4/11/18

R: 3, 2X, LAST AT ILLINOIS, 3/31/18

2B: 3 vs. COE COLLEGE, 4/11/18

3B: 1, 2X, LAST AT HOUSTON, 6/4/17

HR: 2 vs. MINNESOTA, 5/27/17

RBI: 5 vs. BRADLEY, 3/28/18

BB: 3, 2X, LAST AT ILLINOIS, 3/31/18

SB: 2 vs. UNLV, 4/1/17

SEASON HIGHLIGHTS

- Named to the Johnny Bench Award Watch List, an award given to the top catcher in Division I baseball... named to the Big Ten Preseason Honors List... Iowa's starting catcher... has started all 37 games -- 29 behind the plate, five in left field, two in center field, and once as the designated hitter... hitting a team-best .365 with 32 RBIs and 28 runs scored... has hit safely in 31 games and reached safely in 34 contests... has at least one RBI in 19 games and eight games with two or more RBIs
- Ranks in top 11 in Big Ten in eight categories -- tied for second in doubles (16), tied for fourth in hit by pitches (9), sixth in slugging (.591), tied for sixth in total bases (81), seventh in batting average (.365) and on-base percentage (.458), ninth in hits (50), and tied for 11th in RBIs (32)
- Also ranks in the top 10 in eight categories in Big Ten play, including ranking third in doubles (5)
- Had a career-long 12-game hitting streak from March 18-April 7 and a career-best 16-game reachd base streak from March 11-April 8
- Hit .500 during the three-game series at Minnesota, posting three straight two-hit games... went 2-for-4 with a home run at Target Field in the opener -- his fifth of the season... hit his fourth home run -- a two-run shot -- in game two at Nebraska (4/13)... tied a school record with three doubles against Coe College (4/11), finishing 3-for-5 with two RBIs and two runs... it was the first time since 2004 a Hawkeye has had three doubles
- Hit a walk-off grand slam -- the first walk-off blast of his baseball career -- finishing 3-for-5 with two doubles and a career-high five RBIs in Iowa's 13-9 victory over Bradley (3/28)... went 3-for-4 with a double, home run, and two RBIs in Iowa's 5-1 win over No. 11 Indiana (3/23)
- Went 2-for-4 with three RBIs in Iowa's 8-2 victory at New Orleans (2/25)... hit a two-run home run in Iowa's 8-6 victory over Oakland (2/17)... finished 2-for-5 with two RBIs
- Named to the Big Ten All-Tournament team after hitting a team-best .412 (7-of-17) with three home runs, seven runs, and five RBIs... hit the go-ahead solo home run in the top of the 13th in the semifinal elimination game against Minnesota (5/27)... finished game 2-for-6 with two home runs, two runs, and two RBIs
- Strong defensive catcher... gunned down 19 would-be base stealers in 2017 -- tops in the Big Ten
- Ranked as the 20th best draft prospect in the Big Ten by D1Baseball.com... one of four team captains for the 2018 season
- First-team all-region selection at Iowa Western Community College in 2016

CAREER STATS

YEAR	AVG.	G-GS	AB	R	H	2B	3B	HR	RBIS	BB	HBP	SO	SB-A
2017	.268	61-59	205	41	55	8	2	9	36	28	6	41	6-10
2018	.365	37-37	137	28	50	16	0	5	32	17	9	19	2-5
TOTALS	.307	98-96	342	69	105	24	2	14	68	45	15	60	8-15

Instagram: [UIBaseball](#)



Twitter: [@UIBaseball](#)



Facebook: [iowabaseball](#)

6 JUSTIN JENKINS

So. • OF • 5-10 • 185
Terre Haute, Ind. • Terre Haute South HS



2018 GAME-BY-GAME STATS

#6 Jenkins, Justin - 34 games (All games)

Date	Opponent	Pos	AB	R	H	RBI	2B	3B	HR	BB	SB	CS	HBP	SAC	SF	GDP	K	PO	A	E	Avg
Feb 18	vs Old Dominion	*of	4	0	1	0	0	0	0	0	1	0	0	0	0	0	1	2	0	0	.250
Feb 23	vs Virginia Tech	*of	2	0	0	0	0	0	0	2	0	0	0	0	0	0	2	2	0	0	.167
Feb 24	vs Ball St.	*of	2	1	1	0	0	0	0	2	0	0	0	0	0	0	1	2	0	0	.250
Feb 25	at New Orleans	*of	5	1	2	2	0	0	0	0	0	0	1	0	0	0	1	1	0	0	.308
Feb 27	CORNELL COLLEGE	*of	5	0	1	3	0	0	0	0	0	0	1	0	0	0	1	1	0	0	.278
Mar 02	at UAB	*of	4	2	1	0	0	0	0	1	0	0	0	0	0	0	1	1	0	0	.273
Mar 03	at UAB	*of	2	2	0	0	0	0	0	2	0	0	0	1	0	0	1	1	0	0	.250
Mar 04	at UAB	*of	3	0	0	0	0	0	0	0	0	0	0	0	0	1	1	3	0	0	.222
Mar 09	at UNLV	*of	2	0	0	0	0	0	0	0	0	0	0	0	0	0	2	4	0	0	.207
Mar 11	at UNLV	ph	1	0	0	0	0	0	0	0	0	0	0	0	0	0	1	0	0	0	.200
Mar 14	vs Missouri State	of	1	0	1	0	0	0	0	0	0	0	0	0	0	0	0	2	0	0	.226
Mar 17	EVANSVILLE-1	*of	3	0	2	2	0	0	0	1	0	0	0	0	0	0	0	1	0	0	.265
Mar 17	EVANSVILLE-2	*of	2	0	0	0	0	0	0	0	0	0	0	1	0	0	2	2	0	0	.250
Mar 18	EVANSVILLE	*of	0	0	0	0	0	0	0	0	0	0	0	0	0	0	0	1	0	0	.250
Mar 20	SAINT LOUIS	*of	5	0	2	0	0	0	0	0	0	0	0	0	0	0	2	7	0	0	.268
Mar 21	LORAS COLLEGE	*of	1	1	1	0	1	0	0	0	0	0	0	0	0	0	0	0	0	0	.286
Mar 23	INDIANA-1	*of	2	1	1	1	0	0	1	1	0	0	0	0	0	0	1	2	0	0	.295
Mar 23	INDIANA-2	*of	3	0	0	1	0	0	0	1	0	0	0	0	0	0	1	0	0	0	.277
Mar 28	BRADLEY	*of	3	1	0	0	0	0	0	2	0	0	0	0	0	0	1	0	0	0	.260
Mar 30	at Illinois	*of	3	0	1	1	1	0	0	0	0	0	0	0	1	0	0	2	0	0	.264
Mar 31	at Illinois	*of	1	0	0	1	0	0	0	0	0	0	1	0	0	0	0	2	0	1	.259
Apr 01	at Illinois	*of	2	0	1	0	0	0	0	2	0	1	0	0	0	0	0	2	0	0	.268
Apr 04	GRAND VIEW	*of	4	0	0	0	0	0	0	0	1	0	0	0	0	0	1	0	0	0	.250
Apr 07	OHIO STATE-1	*of	3	0	2	0	0	0	0	1	0	1	0	0	0	0	0	2	1	1	.270
Apr 07	OHIO STATE-2	*of	3	1	0	1	0	0	0	1	0	0	0	0	0	0	0	1	4	0	.258
Apr 08	OHIO STATE	*of	4	0	1	0	0	0	0	0	0	0	0	0	0	0	1	1	0	0	.257
Apr 11	COE COLLEGE	*of	1	2	1	1	1	0	0	3	0	0	0	0	0	0	0	0	0	0	.268
Apr 13	at Nebraska-1	*of	4	2	2	1	2	0	0	1	0	0	0	0	0	0	0	2	0	0	.280
Apr 13	at Nebraska-2	*of	3	0	0	0	0	0	0	0	0	0	0	0	0	0	2	0	0	0	.269
Apr 17	NORTHERN ILLINOIS	*of	4	0	0	0	0	0	0	0	0	0	0	0	0	0	2	1	0	0	.256
Apr 20	at Minnesota	*of	3	1	1	0	0	0	0	0	0	0	0	1	0	0	2	1	0	0	.259
Apr 21	at Minnesota	*of	3	0	0	0	0	0	0	0	0	0	0	0	0	0	1	4	0	0	.250
Apr 22	at Minnesota	*of	4	1	1	0	0	0	0	0	0	0	0	0	0	0	1	6	1	0	.250
Apr 25	MILWAUKEE	*of	1	1	1	2	0	0	0	0	0	0	2	0	1	0	0	2	0	0	.258
Totals		30gs	93	17	24	16	5	0	1	20	2	2	4	4	2	1	32	59	2	2	.258

On base pct. .403 • Slugging pct. .344

CAREER-HIGHS

AB: 5, 3X, LAST VS. SAINT LOUIS, 3/20/18

H: 2, 5X, LAST AT NEBRASKA, 4/13/18

R: 2, 5X, LAST AT NEBRASKA, 4/13/18

2B: 2 AT NEBRASKA, 4/13/18

3B: N/A

HR: 1 vs. INDIANA, 3/23/18

RBI: 3 vs. CORNELL COLLEGE, 2/27/18

BB: 3 vs. COE COLLEGE, 4/11/18

SB: 1, 4X, LAST VS. GRAND VIEW, 4/4/18

SEASON HIGHLIGHTS

- Has started 30 games -- all in center field... hitting .258 (24-of-93) with 16 RBIs and 17 runs... has drawn 20 walks -- tied for the 12th-most in the Big Ten... has hit safely in 20 games and reached safely in 26 contests... has four multi-hit games -- all two-hit contests
- Finished 2-for-4 with two doubles, two runs, and an RBI in Iowa's game one victory at Nebraska (4/13)... the two doubles were a career-high... went 1-for-2 with a solo home run -- the first of his career -- against No. 11 Indiana (3/23)... scored two runs in back-to-back games at UAB (3/2-4)... went 2-for-5 with two RBIs in win at New Orleans (2/25) and had a career-high three RBIs in the win over Cornell College (2/27)
- Strong defensive outfielder... appeared in 41 games as a freshman, primarily as a defensive replacement

CAREER STATS

YEAR	AVG.	G-GS	AB	R	H	2B	3B	HR	RBIS	BB	HBP	SO	SB-A
2017	.148	41-6	27	7	4	2	0	0	3	5	3	10	2-2
2018	.258	34-30	93	17	24	5	0	1	16	20	4	32	2-4
TOTALS	.233	75-36	120	24	28	7	0	1	19	25	7	42	4-6



7 GRANT JUDKINS

So. • RHP/IF • 6-3 • 190
Pella, Iowa • Pella HS



2018 GAME-BY-GAME STATS

#7 Judkins, Grant - 18 games (All games)

Date	Opponent	Pos	AB	R	H	RBI	2B	3B	HR	BB	SB	CS	HBP	SAC	SF	GDP	K	PO	A	E	Avg
Feb 16	vs Toledo	ph	0	0	0	0	0	0	0	1	0	0	0	0	0	0	0	0	0	0	.000
Feb 17	vs Oakland	*1b	3	1	1	1	0	0	0	1	1	0	0	0	0	0	2	9	0	0	.333
Feb 18	vs Old Dominion	*dh	3	0	0	1	0	0	0	2	0	0	0	0	0	0	1	0	0	0	.167
Feb 23	vs Virginia Tech	*dh	2	0	0	0	0	0	0	0	0	0	0	0	0	0	1	0	0	0	.125
Feb 25	at New Orleans	*1b	3	0	0	0	0	0	0	2	0	0	0	0	0	0	0	14	1	0	.091
Mar 14	vs Missouri State	ph	1	0	1	0	1	0	0	0	0	0	0	0	0	0	0	0	0	0	.167
Mar 20	SAINT LOUIS	ph	0	0	0	0	0	0	0	1	0	0	0	0	0	0	0	0	0	0	.167
Mar 23	INDIANA-1	ph	1	0	0	0	0	0	0	0	0	0	0	0	0	0	1	0	0	0	.154
Mar 30	at Illinois	1b	0	0	0	0	0	0	0	0	0	0	0	0	0	0	0	1	0	0	.154
Mar 31	at Illinois	p	0	0	0	0	0	0	0	0	0	0	0	0	0	0	0	1	0	0	.154
Apr 08	OHIO STATE	ph/of	3	0	1	1	1	0	0	0	0	0	0	0	0	0	0	2	0	0	.188
Apr 11	COE COLLEGE	*dh	1	1	0	0	0	0	0	1	0	0	1	0	0	0	1	0	0	0	.176
Apr 13	at Nebraska-2	p	0	0	0	0	0	0	0	0	0	0	0	0	0	0	0	0	1	0	.176
Apr 17	NORTHERN ILLINOIS	*1b	2	0	1	0	0	0	0	2	0	0	0	0	0	0	0	10	2	0	.211
Apr 20	at Minnesota	ph	1	0	0	0	0	0	0	0	0	0	0	0	0	0	0	0	0	0	.200
Apr 21	at Minnesota	p	0	0	0	0	0	0	0	0	0	0	0	0	0	0	0	0	1	1	.200
Apr 22	at Minnesota	*1b	4	0	0	0	0	0	0	0	0	0	0	0	0	0	1	2	0	0	.167
Apr 25	MILWAUKEE	*1b	2	1	0	0	0	0	0	1	0	0	0	0	0	0	0	0	1	0	.154
Totals		8gs	26	3	4	3	2	0	0	11	1	0	1	0	0	0	7	40	6	0	.154

On base pct. .421 • Slugging pct. .231

#7 Judkins, Grant - 7 appearances (All games)

Date	Opponent	GS	IP	H	R	ER	BB	SO	2B	3B	HR	WP	BK	HBP	IBB	Score	W-L	Sv	ERA	NP
Feb 24	vs Ball St.		2.0	1	1	0	0	2	0	0	0	0	1	0	0	6-14	0-0	0	0.00	30
Mar 21	LORAS COLLEGE	*	4.0	1	0	0	1	3	0	0	0	0	0	0	0	6-4	0-0	0	0.00	55
Mar 28	BRADLEY		0.2	3	3	2	1	1	2	0	0	1	0	0	0	13-9	0-0	0	2.70	25
Mar 31	at Illinois		4.1	4	2	2	2	4	0	1	1	0	0	0	0	12-13	0-0	0	3.27	77
Apr 07	OHIO STATE-1		3.0	3	0	0	1	3	1	1	0	0	0	0	0	1-2	0-0	0	2.57	45
Apr 13	at Nebraska-2		1.1	3	3	3	2	1	1	0	0	0	0	0	0	4-10	0-0	0	4.11	37
Apr 21	at Minnesota		5.0	3	1	1	1	3	1	0	0	0	1	0	0	0-3	0-0	0	3.54	63
Totals		1	20.1	18	10	8	8	17	5	2	1	1	2	0	1	42-55	0-0	0	3.54	-

CAREER-HIGHS

AB: 6 vs. MINNESOTA, 5/27/17

H: 2, 7X, LAST vs. MINNESOTA, 5/27/17

R: 2 vs. NORTHWESTERN, 5/28/17

2B: 1, 3X, LAST vs. OHIO STATE, 4/8/18

3B: N/A

HR: 1, 2X, LAST at WESTERN ILLINOIS, 5/2/17

RBI: 3 vs. NORTHERN ILLINOIS, 3/7/17

BB: 3 vs. BUCKNELL, 3/11/17

SB: 1, 2X, LAST vs. OAKLAND, 2/17/18

PITCHING

IP: 5.0 at MINNESOTA, 4/21/18

H: 5, 2X, LAST at KANSAS STATE, 3/19/17

R: 5 vs. NORTHERN ILLINOIS, 3/7/17

ER: 5 vs. NORTHERN ILLINOIS, 3/7/17

SO: 5, 2X, LAST vs. LEHIGH, 3/12/17

BB: 2, 3X, LAST at ILLINOIS, 3/31/18

SEASON HIGHLIGHTS

- Has started eight games -- five at first base and three at designated hitter... hitting .154 with three RBIs and 11 walks... is 0-0 with a 3.54 ERA in seven appearances, including one start
- Logged a career-long five innings in relief at No. 25 Minnesota (4/21), allowing one run on three hits and fanning three
- Had the game-winning RBI double in the eighth inning in Iowa's 2-1 series-clinching victory over Ohio State (4/8)... also tossed three shutout innings in relief, scattering three hits and striking out three in game one against OSU (4/7)
- Tossed a career-high 4 1/3 innings in game two at Illinois, allowing two runs on four hits and punching out four... made his first start of the season against Loras College (3/21), allowing one hit and striking out three over four shutout innings
- Hit .270 with 11 runs and 16 RBIs... went 1-0 with a 7.59 ERA in 10 appearances (five starts) as a freshman.

CAREER STATS

YEAR	AVG.	G-GS	AB	R	H	2B	3B	HR	RBIS	BB	HBP	SO	SB-A
2017	.270	37-31	111	11	30	1	0	2	16	19	4	27	1-3
2018	.154	15-8	26	3	4	2	0	0	3	11	1	7	1-1
TOTALS	.248	52-39	137	14	34	3	0	2	19	30	5	34	2-4

YEAR	ERA	W-L	APP	GS	CG	SHO	SV	IP	H	R	ER	BB	SO
2017	7.59	1-0	10	5	0	0/0	0	21.1	28	20	18	10	23
2018	3.54	0-0	7	1	0	0/0	0	20.1	18	10	8	8	17
TOTALS	5.62	1-0	17	6	0	0/0	0	41.2	46	30	26	18	40

Instagram: [UIBaseball](#)



Twitter: [@UIBaseball](#)



Facebook: [iowabaseball](#)

8 LUKE FARLEY

Jr. • OF • 6-0 • 215
 Denver, Iowa • Waterloo Columbus HS



2018 GAME-BY-GAME STATS

#8 Farley, Luke - 14 games (All games)

Date	Opponent	Pos	AB	R	H	RBI	2B	3B	HR	BB	SB	CS	HBP	SAC	SF	GDP	K	PO	A	E	Avg
Feb 17	vs Oakland	ph	1	0	0	0	0	0	0	0	0	0	0	0	0	0	1	0	0	0	.000
Feb 24	vs Ball St.	ph/of	1	1	1	1	0	0	0	1	0	0	0	0	0	0	0	0	0	0	.500
Feb 27	CORNELL COLLEGE	of	1	1	0	0	0	0	0	0	0	0	1	0	0	0	0	2	0	0	.333
Mar 04	at UAB	ph/of	1	0	0	0	0	0	0	0	0	0	0	0	0	0	1	0	0	0	.250
Mar 10	at UNLV	*of	3	1	0	0	0	0	0	0	0	0	0	0	0	0	0	1	0	0	.143
Mar 14	vs Missouri State	ph	1	0	0	0	0	0	0	0	0	0	0	0	0	0	0	0	0	0	.125
Mar 18	EVANSVILLE	ph	1	0	0	0	0	0	0	0	0	0	0	0	0	0	0	0	0	0	.111
Mar 21	LORAS COLLEGE	ph	1	0	0	0	0	0	0	0	0	0	0	0	0	0	0	1	0	0	.100
Mar 31	at Illinois	ph/of	3	1	2	0	1	1	0	0	0	0	0	0	0	0	0	0	0	0	.231
Apr 04	GRAND VIEW	ph	1	0	0	0	0	0	0	0	0	0	0	0	0	0	0	0	0	0	.214
Apr 07	OHIO STATE-1	ph	1	0	0	0	0	0	0	0	0	0	0	0	0	0	0	0	0	0	.200
Apr 08	OHIO STATE	ph	1	0	0	0	0	0	0	0	0	0	0	0	0	0	1	0	0	0	.188
Apr 11	COE COLLEGE	of	3	0	0	0	0	0	0	0	0	0	0	0	0	0	1	1	0	1	.158
Apr 25	MILWAUKEE	ph/of	1	0	0	0	0	0	0	0	0	0	0	0	0	0	0	1	0	0	.150
Totals		1gs	20	4	3	1	1	1	0	1	0	0	1	0	0	0	6	4	0	1	.150

On base pct. .227 • Slugging pct. .300

CAREER-HIGHS

- AB: 4 vs. UNLV, 3/31/17
- H: 2, 3X, LAST AT ILLINOIS, 3/31/18
- R: 2, 3X, LAST vs. SAVANNAH STATE, 3/13/16
- 2B: 1, 5X, LAST AT ILLINOIS, 3/31/18
- 3B: 1 AT ILLINOIS, 3/31/18
- HR: 1 vs. MICHIGAN, 4/23/16
- RBI: 4 vs. NORTHWESTERN COLLEGE, 3/8/16
- BB: 2, 2X, vs. MICHIGAN, 4/24/16
- SB: 1 vs. UNLV, 3/31/17

SEASON HIGHLIGHTS

- Has appeared in 14 games, including one start in left field... hitting .150 (3-for-20) with four runs and an RBI
- Finished 2-for-3 with a double, triple, and run scored in game two at No. 22 Illinois (3/31)
- Hit .235 with three runs and one RBI as a sophomore... one of Iowa's top pinch hitter

CAREER STATS

YEAR	AVG.	G-GS	AB	R	H	2B	3B	HR	RBIS	BB	HBP	SO	SB-A
2016	.239	29-14	46	10	11	3	0	1	12	13	2	16	1-1
2017	.235	22-7	34	3	8	1	0	0	1	7	1	18	1-2
2018	.150	14-1	20	4	3	1	1	0	1	1	1	6	0-0
TOTALS	.220	65-22	100	17	22	5	1	1	14	21	4	40	2-3



9 BEN NORMAN

So. • OF • 6-2 • 190
Des Moines, Iowa • Roosevelt HS



2018 GAME-BY-GAME STATS

#9 Norman, Ben - 33 games (All games)

Date	Opponent	Pos	AB	R	H	RBI	2B	3B	HR	BB	SB	CS	HBP	SAC	SF	GDP	K	PO	A	E	Avg
Feb 16	vs Toledo	*of	4	0	1	2	0	0	0	1	0	0	0	0	0	0	1	1	0	0	.250
Feb 17	vs Oakland	*of	5	2	2	0	0	0	0	0	0	0	0	0	0	0	2	3	0	0	.333
Feb 18	vs Old Dominion	*of	4	0	0	0	0	0	1	0	0	0	0	0	0	0	4	4	0	0	.231
Feb 23	vs Virginia Tech	*of	5	0	1	0	0	0	0	0	0	0	0	0	0	0	0	2	0	0	.222
Feb 24	vs Ball St.	*of	3	0	1	1	0	0	0	0	0	0	0	0	0	0	2	3	0	0	.238
Feb 25	at New Orleans	*of	3	1	0	0	0	0	1	0	0	0	0	1	0	0	1	0	0	0	.208
Feb 27	CORNELL COLLEGE	ph/of	1	0	0	1	0	0	1	0	0	0	0	0	0	0	0	0	0	0	.200
Mar 02	at UAB	*of	4	1	1	0	0	1	0	0	0	0	0	0	0	0	1	1	0	0	.207
Mar 03	at UAB	*of	5	0	1	1	0	1	0	0	1	0	1	0	0	1	2	0	0	0	.206
Mar 04	at UAB	*of/of	2	0	0	0	0	0	0	0	0	0	1	0	0	0	0	1	0	0	.194
Mar 09	at UNLV	*of/of	4	0	0	0	0	0	0	0	0	0	0	0	0	1	1	1	0	0	.175
Mar 10	at UNLV	*of	2	0	0	0	0	0	0	0	0	0	0	1	0	0	0	5	0	0	.167
Mar 14	vs Missouri State	*of	2	0	0	0	0	0	0	0	0	0	0	0	0	0	2	0	0	0	.159
Mar 17	EVANSVILLE-1	ph/of	1	0	0	0	0	0	0	0	0	0	0	0	0	0	0	0	0	0	.156
Mar 17	EVANSVILLE-2	of/of	1	0	0	0	0	0	0	0	0	0	0	0	0	0	0	3	0	0	.152
Mar 18	EVANSVILLE	of	0	0	0	0	0	0	0	0	0	0	1	0	0	0	0	0	0	0	.152
Mar 20	SAINT LOUIS	pr/of	1	0	1	2	1	0	0	0	0	0	0	0	0	0	0	0	0	0	.170
Mar 21	LORAS COLLEGE	*of	2	0	0	0	0	0	0	0	0	0	0	0	0	0	1	2	0	0	.163
Mar 23	INDIANA-1	*of	3	1	1	0	0	1	0	0	0	0	0	0	0	1	1	1	0	0	.173
Mar 23	INDIANA-2	*of	4	0	1	0	0	0	0	0	0	0	0	0	0	0	1	1	0	0	.179
Mar 28	BRADLEY	*of	1	0	0	0	0	0	0	1	0	1	0	0	0	0	0	1	0	0	.175
Mar 30	at Illinois	*of	4	0	0	0	0	0	0	0	0	0	0	0	0	0	0	1	2	0	.164
Apr 01	at Illinois	of	0	0	0	0	0	0	0	0	0	0	0	0	0	0	0	0	0	0	.164
Apr 04	GRAND VIEW	of	1	0	0	0	0	0	0	0	0	0	0	0	0	0	0	0	0	0	.161
Apr 07	OHIO STATE-1	of	1	0	0	0	0	0	0	0	0	0	0	0	0	0	0	1	0	0	.159
Apr 07	OHIO STATE-2	*of	3	0	0	1	0	0	0	0	0	0	0	0	1	0	1	2	0	0	.152
Apr 08	OHIO STATE	*of	0	0	0	0	0	0	0	0	0	0	1	0	0	0	0	0	1	0	.152
Apr 11	COE COLLEGE	ph/of	0	0	0	0	0	0	2	0	0	0	0	0	0	0	0	0	0	0	.152
Apr 13	at Nebraska-1	*of	5	1	2	0	1	0	0	0	0	0	0	0	0	0	1	1	0	0	.169
Apr 13	at Nebraska-2	ph	1	0	0	0	0	0	0	0	0	0	0	0	0	0	0	1	0	0	.167
Apr 17	NORTHERN ILLINOIS	*of	0	0	0	0	0	0	0	0	0	0	0	0	0	0	0	0	0	0	.167
Apr 20	at Minnesota	*of	2	0	1	0	0	0	0	0	0	0	0	1	0	0	0	4	0	0	.176
Apr 25	MILWAUKEE	of	0	0	0	0	0	0	1	0	0	0	0	0	0	0	0	0	0	0	.176
Totals			74	6	13	8	2	3	0	8	1	1	4	3	1	3	23	40	0	0	.176

On base pct. .287 • Slugging pct. .284

CAREER HIGHS

AB: 6 at KANSAS STATE, 3/19/17

H: 4 at KANSAS STATE, 3/19/17

R: 3 vs. NORTHERN ILLINOIS, 3/7/17

2B: 2 at KANSAS STATE, 3/19/17

3B: 1, 4X, LAST vs. INDIANA, 3/23/18

HR: 1 vs. ORAL ROBERTS, 3/4/17

RBI: 3, 2X, LAST vs. NORTHWESTERN, 5/28/17

BB: 2, 5X, LAST vs. COE COLLEGE, 4/11/18

SB: 2 vs. HAWAII, 3/3/17

SEASON HIGHLIGHTS

- Has started 21 games -- 16 in left field and five in center field... has hit safely in 11 games and reached base safely in 19 contests... hitting .176 with eight RBIs and six runs scored... has three triples on the season, which are tied for the Big Ten lead
- Tallied his first two-hit game of the season in Iowa's 7-1 win at Nebraska (4/13)... finished 2-for-5 with a double and run scored... became the first Hawkeye since 2014 to triple in consecutive games (at UAB)
- Had the a walk-off, two-run single in Iowa's 4-3 victory over Toledo (2/16) in the season opener... reached on an E5, allowing the game-winning run to score in the walk-off victory against Virginia Tech (2/23)
- Collegiate Baseball Freshman All-American... hit .296 with 34 runs and 20 RBIs... had 12 doubles, one triple, and one home run... Iowa's top base stealer with 14 swipes in 19 chances, which tied for 11th in the Big Ten... hit safely in 35 games with 18 multi-hit games (11 two-hit, six three-hit, and one four-hit)... started 56 games -- 55 in center field and one in left field
- Will play in the summer of 2018 in the Cape Cod League for the Harwich Mariners

CAREER STATS

YEAR	AVG.	G-GS	AB	R	H	2B	3B	HR	RBIS	BB	HBP	SO	SB-A
2017	.296	59-56	206	34	61	12	1	1	20	29	6	33	14-19
2018	.176	33-21	74	6	13	2	3	0	8	8	4	23	1-2
TOTALS	.264	92-77	280	40	74	14	4	1	28	37	10	56	15-21



10 DEREK LIEURANCE

RS So. • RHP • 6-0 • 200
 Cascade, Iowa • NIACC • Cascade HS



2018 GAME-BY-GAME STATS

#10 Lieurance, Derek - 5 appearances (All games)

Date	Opponent	GS	IP	H	R	ER	BB	SO	2B	3B	HR	WP	BK	HBP	IBB	Score	W-L	Sv	ERA	NP
Feb 27	CORNELL COLLEGE		1.0	0	0	0	0	1	0	0	0	0	0	0	0	15-1	0-0	0	0.00	-
Mar 10	at UNLV		0.1	0	2	2	1	0	0	0	0	1	0	1	0	2-11	0-0	0	13.50	10
Apr 04	GRAND VIEW		1.0	0	0	0	0	1	0	0	0	0	0	0	0	4-2	0-0	0	7.71	11
Apr 11	COE COLLEGE		2.0	1	0	0	0	2	0	0	0	1	0	0	0	16-1	1-0	0	4.15	37
Apr 13	at Nebraska-2		0.2	0	1	1	3	0	0	0	0	0	0	0	0	4-10	1-0	0	5.40	27
Totals		0	5.0	1	3	3	4	4	0	0	0	2	0	1	0	41-25	1-0	0	5.40	-

CAREER-HIGHS

IP: 2.0 vs. COE COLLEGE, 4/11/18
 H: 1 vs. COE COLLEGE, 4/11/18
 R: 2 at UNLV, 3/10/18
 ER: 2 at UNLV, 3/10/18
 SO: 2 vs. COE COLLEGE, 4/11/18
 BB: 3 at NEBRASKA, 4/13/18

SEASON HIGHLIGHTS

- Is 1-0 with a 5.40 ERA in five appearances
- Earned his first career victory, tossing two shutout innings against Coe College (4/11)... allowed one hit and fanned two
- Made his Hawkeye debut against Cornell College (2/27), tossing a perfect inning, fanning one
- Missed the 2017 season because of injury

CAREER STATS

YEAR	ERA	W-L	APP	GS	CG	SHO	SV	IP	H	R	ER	BB	SO
2018	5.40	1-0	5	0	0	0/0	0	5.0	1	3	3	4	4
TOTALS	5.40	1-0	5	0	0	0/0	0	5.0	1	3	3	4	4



11 COLE MCDONALD

Jr. • RHP • 6-1 • 205
New Hampton, Iowa • New Hampton HS



2018 GAME-BY-GAME STATS

#11 McDonald, Cole - 8 appearances (All games)

Date	Opponent	GS	IP	H	R	ER	BB	SO	2B	3B	HR	WP	BK	HBP	IBB	Score	W-L	Sv	ERA	NP
Feb 17	vs Oakland	*	3.0	7	5	5	1	1	0	0	1	0	0	0	0	8-6	0-0	0	15.00	51
Feb 25	at New Orleans	*	7.0	3	2	0	1	4	0	0	0	0	0	1	0	8-2	1-0	0	4.50	88
Mar 04	at UAB	*	5.0	5	1	1	1	4	0	0	0	0	0	0	0	0-4	1-1	0	3.60	82
Mar 11	at UNLV	*	4.1	6	3	3	1	3	1	0	2	0	0	0	0	3-13	1-1	0	4.19	88
Mar 18	EVANSVILLE	*	5.0	5	2	1	3	4	1	0	0	0	0	0	0	4-3	1-1	0	3.70	85
Apr 01	at Illinois	*	6.1	5	2	2	4	6	0	0	0	0	0	0	1	4-2	2-1	0	3.52	113
Apr 08	OHIO STATE	*	6.0	3	1	1	1	8	0	0	1	0	0	0	0	2-1	2-1	0	3.19	95
Apr 22	at Minnesota	*	7.0	4	1	1	2	7	1	0	0	0	0	0	0	5-3	3-1	0	2.89	94
Totals		8	43.2	38	17	14	14	37	3	0	4	0	0	1	1	34-34	3-1	0	2.89	-

CAREER-HIGHS

IP: 7.0, 2X, LAST AT MINNESOTA, 4/22/18

H: 7, 2X, LAST VS. OAKLAND, 2/17/18

R: 5 vs. OAKLAND, 2/17/18

ER: 5 vs. OAKLAND, 2/17/18

SO: 8 vs. OHIO STATE, 4/8/18

BB: 4, 2X, LAST AT ILLINOIS, 4/1/18

SEASON HIGHLIGHTS

- Is 3-1 with a 2.89 ERA in eight starts -- ERA ranks 10th in the Big Ten... has 37 strikeouts in 43 2/3 innings... has allowed two earned runs or fewer in six of his eight starts... is 2-0 with a 1.86 ERA in Big Ten play... ERA is sixth in the league... has missed two starts (Indiana, Nebraska) because of cancelled games
- Ranks 14th in the Big Ten in all games in batting average against (.236)... is fourth in opposing batting average (.177) and 10th in strikeouts (21) in Big Ten play
- Recorded his third victory (and third straight quality start) at No. 25 Minnesota... allowed one run on four hits over seven innings... had seven strikeouts and two walks
- Notched his second straight quality start (third of the season), allowing one run on three hits over six innings in a no-decision against Ohio State (4/8)... had a career-high eight strikeouts... earned his first Big Ten victory, allowing two runs on five hits over 6 1/3 innings in the series-clinching win at No. 22 Illinois (4/1)... had a season-high six strikeouts, which tied a career-high... allowed one run on five hits over five innings and had four strikeouts to one walk in a loss at UAB (3/4)... notched his first career quality start and first victory of the season against New Orleans (2/25)... allowed two unearned runs over seven innings and scattered three hits... had four strikeouts to one walk... started game two of the season against Oakland (2/16)
- Went 2-4 with a 6.96 ERA as a sophomore
- Tossed a nine-inning no-hitter during Iowa's victory over the Czech Republic at the World University Games in Taiwan... finished with seven strikeouts to three walks and faced two batters over the minimum... needed just 97 pitches... it was Iowa's first nine-inning no-hitter since 1965

CAREER STATS

YEAR	ERA	W-L	APP	GS	CG	SHO	SV	IP	H	R	ER	BB	SO
2016	3.33	4-1	10	8	0	0/2	0	24.1	23	9	9	6	29
2017	6.96	2-4	13	11	0	0/0	0	42.2	52	34	33	22	39
2018	2.89	3-1	8	8	0	0/0	0	43.2	38	17	14	14	37
TOTALS	4.55	9-6	31	27	0	0	0	110.2	113	60	56	42	105

Instagram: [UIBaseball](#)



Twitter: [@UIBaseball](#)



Facebook: [iowabaseball](#)

12 NICK NELSEN

Sr. • RHP • 6-2 • 180

West Des Moines, Iowa • Johnson County CC • Valley HS



2018 GAME-BY-GAME STATS

#12 Nelsen, Nick - 16 appearances (All games)

Date	Opponent	GS	IP	H	R	ER	BB	SO	2B	3B	HR	WP	BK	HBP	IBB	Score	W-L	Sv	ERA	NP
Feb 17	vs Oakland		2.2	1	0	0	1	4	0	0	0	0	1	0	0	8-6	1-0	0	0.00	43
Feb 24	vs Ball St.		0.2	3	2	2	0	2	0	0	1	0	0	1	0	6-14	1-0	0	5.40	29
Mar 03	at UAB		0.1	0	0	0	0	1	0	0	0	0	0	0	0	11-3	1-0	0	4.91	5
Mar 10	at UNLV		0.1	2	1	1	0	0	1	0	0	0	0	1	0	2-11	1-0	0	6.75	9
Mar 17	EVANSVILLE-1		1.0	3	2	1	0	1	1	0	0	0	0	0	0	10-3	1-0	0	7.20	9
Mar 20	SAINT LOUIS		0.2	0	0	0	1	0	0	0	0	0	0	0	0	6-7	1-0	0	6.35	8
Mar 21	LORAS COLLEGE		1.0	0	0	0	0	1	0	0	0	0	0	0	0	6-4	2-0	0	5.40	20
Mar 23	INDIANA-1		1.2	0	0	0	2	3	0	0	0	0	1	0	1	2-4	2-0	0	4.32	28
Mar 31	at Illinois		0.2	0	0	0	0	0	0	0	0	0	0	0	0	12-13	2-0	0	4.00	5
Apr 01	at Illinois		0.1	0	0	0	0	1	0	0	0	0	0	0	0	4-2	2-0	1	3.86	7
Apr 04	GRAND VIEW		1.2	0	0	0	0	4	0	0	0	0	0	0	0	4-2	2-0	2	3.27	19
Apr 07	OHIO STATE-2		2.0	1	0	0	0	1	0	0	0	0	0	0	0	9-5	2-0	2	2.77	23
Apr 13	at Nebraska-2		2.0	1	1	1	1	0	0	0	1	0	0	1	1	4-10	2-0	2	3.00	29
Apr 17	NORTHERN ILLINOIS		1.0	0	0	0	0	1	0	0	0	0	0	0	0	2-0	2-0	2	2.81	7
Apr 20	at Minnesota		0.1	1	1	1	0	0	1	0	0	0	0	0	0	3-4	2-1	2	3.31	4
Apr 21	at Minnesota		0.2	0	0	0	0	0	0	0	0	0	0	0	0	0-3	2-1	2	3.18	5
Totals		0	17.0	12	7	6	5	19	3	0	2	0	2	3	2	89-91	2-1	2	3.18	-

CAREER HIGHS

IP: 4.0 vs. ALABAMA STATE, 2/25/17

H: 5 at NORTHWESTERN, 4/7/17

R: 5 vs. RUTGERS, 4/23/17

ER: 5 vs. RUTGERS, 4/23/17

SO: 4, 3X, LAST vs. GRAND VIEW, 4/4/18

BB: 2 vs. INDIANA, 3/23/18

SEASON HIGHLIGHTS

- Is 2-1 with a 3.18 ERA in 16 appearances... has allowed 12 hits and seven runs (six earned) over 17 innings... has 19 strikeouts against just five walks with two saves
- Has seven appearances in Big Ten play, tied for the league lead
- Recorded his first save at No. 22 Illinois, striking out the game's final batter with runners on second and third with two outs in the ninth to clinch a road series win... got the final five outs -- four by strikeout -- to earn save No. 2 in a victory over Grand View (4/4)
- Notched his second win, tossing a perfect ninth inning in the walk-off win over Loras College (3/21)... earned his first career victory in the win over Oakland (2/17)... allowed one hit over 2 2/3 innings and tied a career-high with four strikeouts
- Submarine style pitcher... went 0-3 with a 6.35 ERA in 26 appearances as a junior... had 20 strikeouts in 28 1/3 innings

CAREER STATS

YEAR	ERA	W-L	APP	GS	CG	SHO	SV	IP	H	R	ER	BB	SO
2017	6.35	0-3	26	0	0	0/0	0	28.1	36	24	20	10	20
2018	3.18	2-1	16	0	0	0/1	2	17.0	12	7	6	5	19
TOTALS	5.16	2-4	42	0	0	0/1	2	45.1	48	31	26	15	39

Instagram: [UIBaseball](#)



Twitter: [@UIBaseball](#)




Facebook: [iowabaseball](#)

13 MATT BERST

Fr. • C • 6-0 • 200

Cedar Rapids, Iowa • Cedar Rapids Kennedy HS



2018 GAME-BY-GAME STATS

#13 Berst, Matt - 6 games (All games)

Date	Opponent	Pos	AB	R	H	RBI	2B	3B	HR	BB	SB	CS	HBP	SAC	SF	GDP	K	PO	A	E	Avg
Mar 18	EVANSVILLE	*c	2	0	0	0	0	0	0	0	0	0	0	0	0	0	2	8	0	0	.000
Mar 20	SAINT LOUIS	pr	0	1	0	0	0	0	0	0	0	0	0	0	0	0	0	0	0	0	.000
Mar 21	LORAS COLLEGE	*c	2	0	0	0	0	0	0	0	0	0	0	0	0	0	1	9	1	0	.000
Apr 11	COE COLLEGE	ph/c	3	0	2	0	0	0	0	0	0	0	0	0	0	0	1	4	0	0	.286
Apr 17	NORTHERN ILLINOIS	c	0	0	0	0	0	0	0	0	0	0	0	0	0	0	0	2	1	0	.286
Apr 25	MILWAUKEE	c	1	0	0	0	0	0	0	0	0	0	0	0	0	0	7	0	0	0	.250
Totals		2gs	8	1	2	0	0	0	0	0	0	0	0	0	0	0	4	30	2	0	.250

On base pct. .250 • Slugging pct. .250

CAREER-HIGHS

AB: 3 vs. COE COLLEGE, 4/11/18

H: 2 vs. COE COLLEGE, 4/11/18

R: 1 vs. SAINT LOUIS, 3/20/18

2B: --

3B: --

HR: --

RBI: --

BB: --

SB: --

SEASON HIGHLIGHTS

- Reserve catcher... has started two games behind the plate... hitting .250 in six games
- Had his first career hit in the 16-1 victory over Coe College (4/11)... finished 2-for-3 in the game to tally his first career multi-hit game
- Made his first career start against Evansville (3/18)
- Prepped at Cedar Rapids Kennedy High School where he was a teammate of closer Zach Daniels.


CAREER STATS

YEAR	AVG.	G-GS	AB	R	H	2B	3B	HR	RBI	BB	HBP	SO	SB-A
2018	.250	6-2	8	1	2	0	0	0	0	0	0	4	0-0
TOTALS	.250	6-2	8	1	2	0	0	0	0	0	0	4	0-0



14 ZION PETTIGREW

Fr. • IF • 6-1 • 170
Chicago, Ill. • Mount Carmel HS



2018 GAME-BY-GAME STATS

#14 Pettigrew, Zion - 11 games (All games)

Date	Opponent	Pos	AB	R	H	RBI	2B	3B	HR	BB	SB	CS	HBP	SAC	SF	GDP	K	PO	A	E	Avg
Feb 27	CORNELL COLLEGE	ph/2b	3	1	1	1	0	0	0	0	0	0	0	0	0	0	1	1	0	0	.333
Mar 04	at UAB	2b	0	0	0	0	0	0	0	0	0	0	0	0	0	0	0	0	0	0	.333
Mar 10	at UNLV	2b	1	0	0	0	0	0	0	0	0	0	0	0	0	0	0	0	1	0	.250
Mar 14	vs Missouri State	pr	0	0	0	0	0	0	0	0	0	0	0	0	0	0	0	0	0	0	.250
Mar 18	EVANSVILLE	ph	1	0	1	1	0	0	0	0	0	0	0	0	0	0	0	0	0	0	.400
Mar 20	SAINT LOUIS	ph/2b	2	0	0	0	0	0	0	0	0	0	0	0	0	0	1	1	1	0	.286
Mar 21	LORAS COLLEGE	2b	1	0	0	0	0	0	0	0	0	0	0	0	0	0	0	1	0	1	.250
Mar 23	INDIANA-1	2b	0	0	0	0	0	0	0	0	0	0	0	0	0	0	0	0	1	1	.250
Mar 31	at Illinois	ph/2b	3	1	1	1	0	0	0	1	0	0	0	0	0	0	1	0	2	2	.273
Apr 11	COE COLLEGE	2b	1	0	0	0	0	0	2	0	0	0	0	0	0	0	0	1	1	0	.250
Apr 25	MILWAUKEE	ph/2b	2	0	0	0	0	0	0	0	0	0	0	0	0	0	2	0	1	1	.214
Totals		ogs	14	2	3	3	0	0	0	3	0	0	0	0	0	1	5	6	8	1	.214

On base pct. .353 • Slugging pct. .214

CAREER-HIGHS

AB: 3, 2X, LAST AT ILLINOIS, 3/31/18

H: 1, 3X, LAST AT ILLINOIS, 3/31/18

R: 1, 2X, LAST AT ILLINOIS, 3/31/18

2B: --

3B: --

HR: --

RBI: 1, 3X, LAST AT ILLINOIS, 3/31/18

BB: 2 vs. COE COLLEGE, 4/11/18

SB: --

SEASON HIGHLIGHTS

- Reserve infielder, appearing in 11 games... hitting .214 with two runs and three RBIs
- Went 1-for-3 with a run and RBI in game two at No. 22 Illinois (3/31)... had a pinch-hit, game-tying RBI single against Evansville (3/18)... made his Iowa debut against Cornell College (2/27), finishing 1-for-3 with a run and RBI

CAREER STATS

YEAR	AVG.	G-GS	AB	R	H	2B	3B	HR	RBIS	BB	HBP	SO	SB-A
2018	.214	11-0	14	2	3	0	0	0	3	3	0	5	0-0
TOTALS	.214	11-0	14	2	3	0	0	0	3	3	0	5	0-0



16 TANNER WETRICH

Jr. • IF • 6-0 • 180
Moberly, Mo. • Mineral Area CC • Moberly



2018 GAME-BY-GAME STATS

#16 Wetrich, Tanner - 25 games (All games)

Date	Opponent	Pos	AB	R	H	RBI	2B	3B	HR	BB	SB	CS	HBP	SAC	SF	GDP	K	PO	A	E	Avg
Feb 16	vs Toledo	*of	3	0	0	0	0	0	0	0	0	0	0	0	0	0	1	0	0	1	.000
Feb 23	vs Virginia Tech	ph/dh	2	0	0	0	0	0	0	0	0	0	0	0	0	0	1	0	0	0	.000
Feb 24	vs Ball St.	*ss	4	2	2	0	0	0	0	0	1	0	0	0	0	0	2	1	2	1	.222
Feb 25	at New Orleans	ph/dh	2	0	2	0	1	0	0	0	0	0	0	0	0	0	0	0	0	0	.364
Feb 27	CORNELL COLLEGE	*of	2	2	1	0	0	1	0	1	0	0	0	0	0	0	1	2	0	0	.385
Mar 02	at UAB	*dh	3	0	0	0	0	0	0	0	0	0	0	0	0	1	1	0	0	0	.312
Mar 04	at UAB	ph	2	0	0	0	0	0	0	0	0	0	0	0	0	0	0	0	0	0	.278
Mar 09	at UNLV	ph/of	2	0	0	0	0	0	0	0	0	0	0	0	0	0	1	1	0	0	.250
Mar 10	at UNLV	*2b	2	0	0	0	0	0	0	0	0	0	0	1	0	0	0	0	1	0	.227
Mar 11	at UNLV	ph	1	0	0	0	0	0	0	0	0	0	0	0	0	0	0	1	0	0	.217
Mar 17	EVANSVILLE-1	ph/of	3	1	3	3	2	0	0	1	0	0	0	0	0	0	0	2	3	2	.308
Mar 17	EVANSVILLE-2	*of	2	0	0	0	0	0	0	0	0	0	0	0	0	0	2	1	0	0	.286
Mar 18	EVANSVILLE	*of	1	1	0	0	0	0	0	1	0	0	1	0	0	0	0	2	0	1	.276
Mar 21	LORAS COLLEGE	*2b	1	0	0	0	0	0	0	1	0	0	0	0	0	0	0	0	2	1	.267
Mar 28	BRADLEY	ph	0	1	0	0	0	0	0	1	1	0	0	0	0	0	0	0	0	0	.267
Mar 30	at Illinois	ph	0	0	0	0	0	0	0	1	0	0	0	0	0	0	0	0	0	0	.267
Mar 31	at Illinois	*of	3	1	1	4	0	0	1	1	0	0	0	0	1	0	0	2	0	0	.273
Apr 01	at Illinois	*of	3	1	1	0	0	0	1	1	1	1	0	0	0	0	1	2	0	0	.278
Apr 07	OHIO STATE-1	*of	2	0	0	0	0	0	0	0	0	0	0	0	0	0	2	1	0	0	.263
Apr 07	OHIO STATE-2	pr	0	1	0	0	0	0	0	0	0	0	0	0	0	0	0	0	0	0	.263
Apr 11	COE COLLEGE	ph/ss	3	0	0	0	0	0	0	0	0	0	0	0	0	0	0	0	1	0	.244
Apr 13	at Nebraska-2	*of	3	0	0	0	0	0	0	0	0	0	0	0	0	0	0	1	3	0	.227
Apr 21	at Minnesota	*of	4	0	2	0	0	0	0	0	0	0	0	0	0	0	0	1	2	0	.250
Apr 22	at Minnesota	*of	4	1	1	0	0	0	0	0	0	0	0	0	0	0	0	1	4	0	.250
Apr 25	MILWAUKEE	*of/ss	4	3	2	2	1	0	0	1	0	0	0	0	0	0	0	2	0	0	.268
Totals			15gs	56	14	15	9	4	1	1	9	3	1	2	0	1	1	16	25	9	.268

On base pct. .382 • Slugging pct. .429

CAREER-HIGHS

AB: 4, 4X, LAST VS. MILWAUKEE, 4/25/18

H: 3 vs. EVANSVILLE, 3/17/18

R: 3 vs. MILWAUKEE, 4/25/18

2B: 2 vs. EVANSVILLE, 3/17/18

3B: 1 vs. CORNELL COLLEGE, 2/27/18

HR: 1 at ILLINOIS, 3/31/18

RBI: 4 at ILLINOIS, 3/31/18

BB: 1, 9X, LAST VS. MILWAUKEE, 4/25/18

SB: 1, 3X, LAST AT ILLINOIS, 4/1/18

SEASON HIGHLIGHTS

- Has started 15 games -- 11 in left field, two at second base, one at designated hitter, and one at shortstop... hitting .268 (15-of-56) with 14 runs and nine RBIs... has hit safely in nine games with five multi-hit contests -- four 2-hit, one 3-hit... has hit safely in three straight games, including two multi-hit games
- Went 2-for-4 with a career-high three runs and two RBIs against Milwaukee (4/25)... hit .375 (3-for-8) in a pair of starts at No. 25 Minnesota... went 2-for-4 in game two
- Finished 1-for-4 with a home run -- a three-run shot -- and a career-high four RBIs against No. 22 Illinois (3/31)... went 3-for-3 with two doubles and three RBIs in the game one win over Evansville (3/17)... went 2-for-4 with two runs against Ball State (2/24) for his first career hit... had a triple and scored twice against Cornell College (2/27)
- Was in the starting lineup in left field during the regular season opener against Toledo (2/16)
- Junior-college transfer from Mineral Area Community College, where he was a first-team all-region and all-conference selection

CAREER STATS

YEAR	AVG.	G-GS	AB	R	H	2B	3B	HR	RBIs	BB	HBP	SO	SB-A
2018	.268	25-15	56	14	15	4	1	1	9	9	2	16	3-4
TOTALS	.268	25-15	56	14	15	4	1	1	9	9	2	16	3-4



18 SHANE RITTER

Jr. • RHP • 6-4 • 205
Plainfield, Ill. • Plainfield South HS



2018 GAME-BY-GAME STATS

#18 Ritter, Shane - 14 appearances (All games)

Date	Opponent	GS	IP	H	R	ER	BB	SO	2B	3B	HR	WP	BK	HBP	IBB	Score	W-L	Sv	ERA	NP
Feb 16	vs Toledo		1.1	2	0	0	2	1	0	0	0	0	0	1	0	4-3	0-0	0	0.00	36
Feb 27	CORNELL COLLEGE		1.0	1	1	1	0	0	0	0	0	2	0	1	0	15-1	0-0	0	3.86	16
Mar 04	at UAB		1.0	1	0	0	0	0	1	0	0	0	0	0	0	0-4	0-0	0	2.70	11
Mar 09	at UNLV		1.0	2	1	1	2	1	1	0	0	0	0	0	1	0-4	0-0	0	4.15	23
Mar 11	at UNLV		0.1	1	0	0	0	0	0	0	0	1	0	0	0	3-13	0-0	0	3.86	6
Mar 14	vs Missouri State		1.2	0	0	0	1	3	0	0	0	1	0	0	0	3-8	0-0	0	2.84	23
Mar 17	EVANSVILLE-2		1.2	1	3	3	2	0	0	0	1	0	0	0	0	8-3	0-0	0	5.62	34
Mar 20	SAINT LOUIS		0.2	2	1	1	2	1	1	0	0	0	0	0	0	6-7	0-0	0	6.23	28
Mar 23	INDIANA-1		0.1	1	1	1	1	0	0	0	0	0	0	0	0	2-4	0-0	0	7.00	14
Mar 28	BRADLEY		0.0	0	0	0	2	0	0	0	0	0	0	0	0	13-9	0-0	0	7.00	11
Apr 04	GRAND VIEW		1.0	0	0	0	0	2	0	0	0	0	0	0	0	4-2	0-0	0	6.30	12
Apr 11	COE COLLEGE		1.0	0	0	0	0	0	0	0	0	0	0	0	0	16-1	0-0	0	5.73	5
Apr 17	NORTHERN ILLINOIS		1.0	0	0	0	1	1	0	0	0	0	0	0	0	2-0	0-0	0	5.25	17
Apr 25	MILWAUKEE		1.0	0	0	0	0	0	0	0	0	0	0	0	0	12-4	0-0	0	4.85	10
Totals		0	13.0	11	7	7	13	9	3	0	1	4	0	2	1	88-63	0-0	0	4.85	-

CAREER HIGHS

IP: 4.0 vs. AIR FORCE, 4/12/16

H: 6 vs. AIR FORCE, 4/12/16

R: 4 vs. AIR FORCE, 4/12/16

ER: 4, 2X, LAST vs. MICHIGAN, 4/23/16

SO: 6 vs. AIR FORCE, 4/12/16

BB: 3, 2X, LAST vs. PENN STATE, 4/28/17

SEASON HIGHLIGHTS

- One of Iowa's right-handed reliever options... is 0-0 with a 4.85 ERA in 14 appearances
- Tossed a season-high 1 2/3 shutout innings against Missouri State (3/14), fanning a season-high three strikeouts
- Went 2-2 with a 5.33 ERA in 22 appearances (one start) as a junior... had five saves, which tied for 13th in Big Ten

CAREER STATS

YEAR	ERA	W-L	APP	GS	CG	SHO	SV	IP	H	R	ER	BB	SO
2016	3.00	2-1	13	2	0	0/2	0	27.0	26	10	9	14	19
2017	5.33	2-2	22	1	0	0/0	5	27.0	30	16	16	22	24
2018	4.85	0-0	14	0	0	0/1	0	13.0	11	7	7	13	9
TOTALS	4.30	4-3	49	3	0	0/3	5	67.0	67	33	32	49	52

Instagram: [UIBaseball](#)




Twitter: [@UIBaseball](#)



Facebook: [iowabaseball](#)

19 BEN PROBST

Fr. • RHP • 6-1 • 185
 Urbandale, Iowa • Dowling Catholic HS



2018 GAME-BY-GAME STATS

#19 Probst, Ben - 12 appearances (All games)

Date	Opponent	GS	IP	H	R	ER	BB	SO	2B	3B	HR	WP	BK	HBP	IBB	Score	W-L	Sv	ERA	NP
Feb 24	vs Ball St.		1.0	4	3	3	0	3	1	0	1	0	0	0	0	6-14	0-0	0	27.00	33
Feb 27	CORNELL COLLEGE		0.1	0	0	0	0	1	0	0	0	0	0	0	0	15-1	0-0	0	20.25	5
Mar 03	at UAB		1.0	3	2	1	0	1	0	0	0	0	0	0	0	11-3	0-0	0	15.43	24
Mar 11	at UNLV		1.0	1	2	0	0	0	0	0	0	0	0	0	1	3-13	0-0	0	10.80	15
Mar 17	EVANSVILLE-1		2.0	1	0	0	0	0	0	0	0	0	0	0	0	10-3	0-0	0	6.75	23
Mar 20	SAINT LOUIS		1.1	1	1	1	2	1	1	0	0	0	0	1	0	6-7	0-0	0	6.75	27
Mar 28	BRADLEY		1.0	1	0	0	0	0	0	0	0	0	0	1	0	13-9	0-0	0	5.87	17
Mar 31	at Illinois		0.2	0	0	0	0	0	0	0	0	0	0	0	0	12-13	0-0	0	5.40	2
Apr 04	GRAND VIEW		0.1	2	0	0	0	0	0	0	0	0	0	0	0	4-2	0-0	0	5.19	12
Apr 11	COE COLLEGE		1.0	0	0	0	0	1	0	0	0	0	0	0	0	16-1	0-0	0	4.66	12
Apr 17	NORTHERN ILLINOIS		2.0	0	0	0	2	1	0	0	0	0	0	0	0	2-0	0-0	0	3.86	31
Apr 25	MILWAUKEE		2.0	2	0	0	1	4	0	0	0	0	0	0	0	12-4	0-0	0	3.29	30
Totals		0	13.2	15	8	5	5	12	2	0	1	1	0	2	0	110-70	0-0	0	3.29	-

CAREER-HIGHS

IP: 2.0, 3X, LAST VS. MILWAUKEE, 4/25/18
 H: 4 VS. BALL STATE, 2/24/18
 R: 3 VS. BALL STATE, 2/24/18
 ER: 3 VS. BALL STATE, 2/24/18
 SO: 4 VS. MILWAUKEE, 4/25/18
 BB: 2, 2X, LAST VS. NORTHERN ILLINOIS, 4/17/18

SEASON HIGHLIGHTS

- Is 0-0 with a 3.29 ERA in 12 appearances... has 12 strikeouts in 13 2/3 innings... right-handed reliever... sits in the mid-90s
- Tossed two shutout innings, allowing two hits and fanning a career-high four batters in the win over Milwaukee (4/25)
- Threw two shutout innings as he combined to post Iowa's first shutout against Northern Illinois (4/17)... tossed two shutout innings -- a career-high -- against Evansville (3/17), allowing one hit... made his Iowa debut against Ball State (2/24)
- 2017 Rawlings-Perfect Game honorable-mention All-American


CAREER STATS

YEAR	ERA	W-L	APP	GS	CG	SHO	SV	IP	H	R	ER	BB	SO
2018	3.29	0-0	12	0	0	0/1	0	13.2	15	8	5	5	12
TOTALS	3.29	0-0	12	0	0	0/1	0	13.2	15	8	5	5	12



20 AUSTIN GUZZO

Sr. • C/3B • 6-2 • 200
 Brooklin, Ontario • All Saints Catholic HS



2018 GAME-BY-GAME STATS

#20 Guzzo, Austin - 31 games (All games)

Date	Opponent	Pos	AB	R	H	RBI	2B	3B	HR	BB	SB	CS	HBP	SAC	SF	GDP	K	PO	A	E	Avg
Feb 23	vs Virginia Tech	ph	0	0	0	0	0	0	0	0	0	0	1	0	0	0	0	0	0	0	.000
Feb 24	vs Ball St.	*dh	5	0	1	0	0	0	0	0	0	0	0	0	0	0	0	0	0	0	.200
Feb 25	at New Orleans	*dh	3	0	1	1	0	0	0	0	0	0	0	0	0	0	1	0	0	0	.250
Feb 27	CORNELL COLLEGE	ph/1b	3	1	1	0	0	0	0	0	0	0	0	0	0	0	1	1	0	0	.273
Mar 03	at UAB	ph	2	1	1	1	1	0	0	0	0	0	0	0	0	0	0	0	0	0	.308
Mar 04	at UAB	*dh	2	0	0	0	0	0	0	0	0	0	0	0	0	0	2	0	0	0	.267
Mar 09	at UNLV	*dh	3	0	2	0	0	0	0	1	0	0	0	0	0	0	0	0	0	0	.333
Mar 10	at UNLV	*dh	4	0	1	1	0	0	0	0	0	0	0	0	0	0	1	0	0	0	.318
Mar 11	at UNLV	*dh	3	0	0	0	0	0	0	1	0	0	0	0	0	0	1	0	0	0	.280
Mar 14	vs Missouri State	*1b	2	0	1	0	0	0	2	0	0	0	0	0	0	0	0	7	1	0	.296
Mar 17	EVANSVILLE-1	*1b	3	1	1	0	0	0	1	1	0	0	0	0	0	0	2	8	0	0	.300
Mar 17	EVANSVILLE-2	*1b	3	1	1	1	1	0	0	0	0	0	0	0	0	0	0	7	2	0	.303
Mar 18	EVANSVILLE	*1b	2	0	0	0	0	0	0	0	0	0	0	0	0	0	1	3	0	0	.286
Mar 20	SAINT LOUIS	*1b	3	2	1	0	0	0	1	0	0	0	0	0	0	0	2	4	1	1	.289
Mar 21	LORAS COLLEGE	ph/1b	2	1	1	2	0	0	1	0	0	0	0	0	0	0	1	1	0	0	.300
Mar 23	INDIANA-1	*1b	4	0	0	0	0	0	0	0	0	0	0	0	0	0	1	11	0	0	.273
Mar 23	INDIANA-2	*1b	3	1	1	0	0	0	2	0	0	0	0	0	0	0	1	6	1	0	.277
Mar 28	BRADLEY	*1b	5	1	1	2	0	0	1	0	0	0	0	0	0	0	2	9	1	1	.269
Mar 30	at Illinois	*1b	4	1	1	1	1	0	0	0	0	0	0	0	0	0	2	5	1	0	.268
Mar 31	at Illinois	ph/1b	1	1	0	0	0	0	0	1	0	0	0	0	0	0	0	1	0	0	.263
Apr 01	at Illinois	*1b	4	1	1	0	0	0	0	0	0	0	0	0	0	0	1	12	0	0	.262
Apr 04	GRAND VIEW	*1b	2	2	1	0	1	0	0	1	0	0	0	0	0	0	1	6	0	0	.270
Apr 07	OHIO STATE-1	ph	1	0	0	0	0	0	0	0	0	0	0	0	0	0	1	0	0	0	.266
Apr 07	OHIO STATE-2	*1b	1	1	1	1	0	0	3	0	0	0	0	0	0	0	0	6	0	0	.277
Apr 08	OHIO STATE	*1b	1	1	0	0	0	0	0	0	0	0	1	0	0	0	0	5	0	0	.273
Apr 11	COE COLLEGE	*1b	2	1	0	0	0	0	0	1	0	0	0	0	0	0	1	4	0	1	.265
Apr 13	at Nebraska-1	*1b	2	0	0	0	0	0	0	0	0	0	0	0	0	0	1	3	0	1	.257
Apr 13	at Nebraska-2	ph/1b	0	0	0	0	0	0	1	0	0	0	0	0	0	0	0	1	0	0	.257
Apr 17	NORTHERN ILLINOIS	ph	1	0	1	0	0	0	0	0	0	0	0	0	0	0	0	0	0	0	.268
Apr 20	at Minnesota	*1b	3	0	0	0	0	0	1	0	0	0	0	0	0	0	0	1	8	0	.257
Apr 21	at Minnesota	ph	1	0	0	0	0	0	0	0	0	0	0	0	0	0	1	0	0	0	.253
Totals		22gs	75	17	19	10	4	0	2	16	1	0	2	0	0	0	25	108	7	4	.253

On base pct. .398 • Slugging pct. .387

CAREER-HIGHS

AB: 5, 9X, LAST VS. BRADLEY, 3/28/18

H: 3, 4X, LAST VS. RUTGERS, 4/21/17

R: 5 vs. NORTHWESTERN COLLEGE, 3/8/16

2B: 2 vs. MARYLAND, 3/25/16

3B: 1 vs. AIB, 3/11/15

HR: 1, 7X, LAST VS. BRADLEY, 3/28/18

RBI: 3, 2X, LAST VS. ALABAMA STATE, 2/24/17

BB: 3 vs. OHIO STATE, 4/7/18

SB: 1, 5X, LAST VS. EVANSVILLE, 3/17/18

SEASON HIGHLIGHTS

- Has started 22 games -- 16 at first base and six as the designated hitter... hitting .253 (19-for-75) with 17 runs and 10 RBIs... has hit safely in 18 games and reached safely in 25 contests
- Connected on his second home run of the season -- a two-run shot -- in Iowa's 13-9 victory over Bradley (3/28)... hit a walk-off, two-run home run in Iowa's 6-4 victory over Loras College (3/21)... it was his first career walk-off home run... had a pinch-hit RBI double in the game two victory at UAB (3/3)
- One of four seniors on the 2018 roster... hit .225 with 14 runs and 10 RBIs as a junior... had two home runs... started 22 games -- 18 at DH and four as catcher
- Big Ten All-Tournament team honoree as a sophomore

CAREER STATS

YEAR	AVG.	G-GS	AB	R	H	2B	3B	HR	RBIS	BB	HBP	SO	SB-A
2015	.217	26-15	60	7	13	3	1	0	7	5	1	15	1-1
2016	.264	43-30	106	18	28	4	0	3	25	20	1	36	0-2
2017	.225	32-22	71	14	16	1	0	2	10	15	1	21	3-4
2018	.253	31-22	75	17	19	4	0	2	10	16	2	25	1-1
TOTALS	.244	132-89	312	56	49	12	1	7	52	56	5	97	5-8

Instagram: [UIBaseball](#)



Twitter: [@UIBaseball](#)



Facebook: [iowabaseball](#)

22 KOLE KAMPEN

RS Fr. • LHP • 6-1 • 230
Fort Dodge, Iowa • Fort Dodge HS



2018 GAME-BY-GAME STATS

#22 Kampen, Kole - 6 appearances (All games)

Date	Opponent	GS	IP	H	R	ER	BB	SO	2B	3B	HR	WP	BK	HBP	IBB	Score	W-L	Sv	ERA	NP
Feb 27	CORNELL COLLEGE		1.0	0	0	0	0	1	0	0	0	0	0	0	0	15-1	0-0	0	0.00	15
Mar 10	at UNLV		2.0	1	0	0	0	2	1	0	0	0	0	0	0	2-11	0-0	0	0.00	26
Mar 14	vs Missouri State		1.0	0	0	0	1	1	0	0	0	1	0	0	0	3-8	0-0	0	0.00	17
Mar 20	SAINT LOUIS		2.1	2	1	1	2	2	0	0	1	0	0	0	0	6-7	0-0	0	1.42	41
Mar 28	BRADLEY		0.1	3	4	3	1	0	0	0	1	0	0	0	0	13-9	0-0	0	5.40	14
Mar 31	at Illinois		0.1	3	2	2	2	1	1	0	1	0	0	0	0	12-13	0-0	0	7.71	23
Totals		0	7.0	9	7	6	6	7	2	0	3	1	0	0	0	51-49	0-0	0	7.71	-

CAREER-HIGHS

IP: 2.1 vs. SAINT LOUIS, 3/20/18
H: 3, 2X, LAST AT ILLINOIS, 3/31/18
R: 4 vs. BRADLEY, 3/28/18
ER: 3 vs. BRADLEY, 3/28/18
SO: 2, 2X, LAST vs. SAINT LOUIS, 3/20/18
BB: 2, 2X, LAST AT ILLINOIS, 3/31/18

SEASON HIGHLIGHTS

- Is 0-0 with a 7.71 ERA in six appearances... has seven strikeouts to six walks over seven innings
- Made his Iowa debut against Cornell College (2/27), striking out one in a perfect inning of relief


CAREER STATS

YEAR	ERA	W-L	APP	GS	CG	SHO	SV	IP	H	R	ER	BB	SO
2018	7.71	0-0	6	0	0	0/0	0	7.0	9	7	6	6	7
TOTALS	7.71	0-0	6	0	0	0/0	0	7.0	9	7	6	6	7



23 KYLE CROWL

So. • IF • 6-2 • 200
Council Bluffs, Iowa • Abraham Lincoln HS



2018 GAME-BY-GAME STATS

#23 Crowl, Kyle - 37 games (All games)

Date	Opponent	Pos	AB	R	H	RBI	2B	3B	HR	BB	SB	CS	HBP	SAC	SF	GDP	K	PO	A	E	Avg
Feb 16	vs Toledo	*ss	4	0	0	0	0	0	0	0	0	0	0	0	0	0	1	1	3	0	.000
Feb 17	vs Oakland	*ss	4	2	1	1	1	0	0	1	0	0	0	0	0	0	0	0	3	0	.125
Feb 18	vs Old Dominion	*ss	5	1	2	0	0	0	0	0	0	0	0	0	0	1	1	3	3	0	.231
Feb 23	vs Virginia Tech	*ss	4	1	1	1	0	0	1	0	0	0	0	0	0	0	3	4	3	1	.235
Feb 24	vs Ball St.	*2b	3	2	0	0	0	0	2	0	0	0	0	0	0	0	1	1	0	0	.200
Feb 25	at New Orleans	*ss	4	3	1	2	0	0	1	1	0	0	1	0	0	0	2	0	2	0	.208
Feb 27	CORNELL COLLEGE	*ss	3	2	1	1	0	0	0	1	0	0	1	0	0	0	0	0	4	0	.222
Mar 02	at UAB	*ss	4	0	2	2	0	0	0	1	0	0	0	0	0	0	1	2	2	0	.258
Mar 03	at UAB	*ss	4	1	0	1	0	0	0	0	0	0	1	0	1	0	2	1	2	1	.229
Mar 04	at UAB	*ss	4	0	2	0	1	0	0	0	0	0	0	0	0	0	0	1	2	0	.256
Mar 09	at UNLV	*ss	4	0	0	0	0	0	0	0	0	0	0	0	0	0	0	2	0	0	.233
Mar 10	at UNLV	*ss	4	0	0	0	0	0	0	0	0	0	0	0	0	0	1	2	2	0	.213
Mar 11	at UNLV	*ss	4	0	1	0	0	0	0	0	0	0	0	0	0	0	0	1	4	0	.216
Mar 14	vs Missouri State	*ss	3	0	1	0	0	0	0	1	0	0	0	0	0	0	0	1	1	1	.222
Mar 17	EVANSVILLE-1	*ss	3	2	1	0	0	0	2	0	0	0	0	0	0	0	1	1	3	0	.228
Mar 17	EVANSVILLE-2	*ss	3	1	2	4	1	1	0	1	0	0	0	0	0	0	1	1	2	0	.250
Mar 18	EVANSVILLE	*ss	4	1	2	2	0	0	1	0	0	0	0	0	0	0	1	0	4	0	.266
Mar 20	SAINT LOUIS	*ss	4	0	1	1	0	0	0	1	0	0	0	0	0	0	1	1	6	0	.265
Mar 21	LORAS COLLEGE	*ss	4	0	1	0	0	0	0	0	0	0	0	0	0	0	1	1	2	0	.264
Mar 23	INDIANA-1	*ss	4	0	1	0	0	0	0	0	0	0	0	0	0	0	0	0	4	0	.263
Mar 23	INDIANA-2	*ss	2	0	0	0	0	0	0	1	0	0	1	0	0	0	1	3	1	0	.256
Mar 28	BRADLEY	*ss	4	1	1	1	0	0	1	1	0	0	0	0	0	0	1	5	3	0	.256
Mar 30	at Illinois	*ss	5	0	2	1	0	0	0	0	0	0	0	0	0	0	1	2	1	0	.264
Mar 31	at Illinois	*ss	3	2	1	1	0	0	0	1	0	0	1	0	1	0	2	2	4	0	.267
Apr 01	at Illinois	*ss	4	0	2	1	0	0	0	0	0	0	0	0	0	0	0	2	3	0	.277
Apr 04	GRAND VIEW	*ss	3	2	0	0	0	0	0	0	0	0	1	0	0	0	1	1	3	0	.268
Apr 07	OHIO STATE-1	*ss	4	0	0	0	0	0	0	0	0	0	0	0	0	0	1	0	2	0	.257
Apr 07	OHIO STATE-2	*ss	3	0	0	0	0	0	0	0	0	0	0	1	0	0	1	1	3	0	.250
Apr 08	OHIO STATE	*ss	1	1	1	1	0	0	2	0	0	0	0	0	1	0	0	0	4	1	.257
Apr 11	COE COLLEGE	*ss	2	1	1	1	0	0	0	0	0	0	1	0	0	0	0	1	2	0	.262
Apr 13	at Nebraska-1	*ss	3	2	0	0	0	0	0	1	0	0	1	0	0	0	2	1	6	0	.255
Apr 13	at Nebraska-2	*ss	4	1	1	1	0	0	1	0	0	0	0	0	0	0	1	2	5	0	.254
Apr 17	NORTHERN ILLINOIS	*ss	4	0	0	0	0	0	0	0	0	0	0	0	0	0	1	3	5	0	.246
Apr 20	at Minnesota	*ss	3	1	1	0	0	0	0	1	0	0	0	0	0	0	0	3	4	0	.248
Apr 21	at Minnesota	*ss	4	0	1	0	0	0	0	0	0	0	0	0	0	0	0	1	1	0	.248
Apr 22	at Minnesota	*ss	4	0	1	1	0	0	0	0	0	0	0	0	0	0	0	2	0	1	.248
Apr 25	MILWAUKEE	*ss	3	1	0	0	0	0	0	0	0	0	0	1	0	0	0	0	0	0	.242
Totals		37gs	132	28	32	23	4	1	5	18	0	0	8	2	3	1	29	52	99	5	.242

On base pct. .360 • Slugging pct. .402

CAREER HIGHS

AB: 5, 2X, LAST AT ILLINOIS, 3/30/18

H: 2, 7X, LAST AT ILLINOIS, 4/1/18

R: 3 AT NEW ORLEANS, 2/25/18

2B: 1, 5X, LAST VS. OHIO STATE, 4/8/18

3B: 1 VS. EVANSVILLE, 3/17/18

HR: 1, 6X, LAST AT NEBRASKA, 4/13/18

RBI: 4 VS. EVANSVILLE, 3/17/18

BB: 2, 3X, LAST VS. OHIO STATE, 4/8/18

SB: N/A

SEASON HIGHLIGHTS

- Iowa's starting shortstop... started all 37 games -- 36 at shortstop... is the first underclassman to start at the position since 2013 (Jake Yacinich)... hitting .242 (32-of-132) with 28 runs and 23 RBIs... has scored at least one run in 19 games... has hit safely in 25 games and reached safely in 30 contests... reached safely in a career-best 14 straight contests from March 11-April 7
- Part of Iowa's double play combination that leads the Big Ten in the category
- Hit is fifth home run -- a solo shot -- in game two at Nebraska (4/13)... connected on his fourth home run -- a solo shot -- against Bradley (3/28)... hit .500 (5-for-10) in the series sweep of Evansville (3/17-18) with six RBIs and four runs... went 2-for-3 with a double, triple and a career-high four RBIs in a game two win and 2-for-4 with two RBIs and a solo home run -- his third of the season -- in game three
- Had a pair of multi-hit games and drove in three runs in the three-game series at UAB (3/2-4)... hit two home runs at the All-State Sugar Bowl Baseball Classic, connecting on a solo shot against Virginia Tech (2/23) and a two-run shot against New Orleans (2/25)... tallied his first career multi-hit game against Old Dominion, finishing 2-for-5 with a run scored
- Started seven games at the World University Games in Taiwan... hit .333 (7-of-21) with five runs and an RBI... played 20 games as a freshman with six starts (one at shortstop)
- Three-sport athlete at Abraham Lincoln High School -- tennis, basketball, and baseball

CAREER STATS

YEAR	AVG.	G-GS	AB	R	H	2B	3B	HR	RBIS	BB	HBP	SO	SB-A
2017	.061	20-6	33	1	2	1	0	1	4	3	2	12	1-2
2018	.242	37-37	132	28	32	4	1	5	23	18	8	29	0-0
TOTALS	.206	57-43	165	29	34	5	1	6	27	21	10	41	1-2

Instagram: [UIBaseball](#)



Twitter: [@UIBaseball](#)



Facebook: [iowabaseball](#)

24 NICK ALLGEYER

RS Jr. • LHP • 6-3 • 225
St. Louis, Mo. • St. John Vianney HS



2018 GAME-BY-GAME STATS

#24 Allgeyer, Nick - 10 appearances (All games)

Date	Opponent	GS	IP	H	R	ER	BB	SO	2B	3B	HR	WP	BK	HBP	IBB	Score	W-L	Sv	ERA	NP
Feb 16	vs Toledo	*	5.0	4	3	0	3	7	0	0	0	0	0	0	0	4-3	0-0	0	0.00	90
Feb 23	vs Virginia Tech	*	7.0	5	1	1	0	8	0	0	1	0	0	0	0	2-1	0-0	0	0.75	91
Mar 02	at UAB	*	6.2	4	1	1	1	4	1	0	0	0	1	1	0	4-1	1-0	0	0.96	90
Mar 09	at UNLV	*	6.0	6	3	3	2	5	2	0	0	1	0	1	0	0-4	1-1	0	1.82	92
Mar 17	EVANSVILLE-1	*	6.0	4	1	1	2	4	2	0	0	0	0	0	0	10-3	2-1	0	1.76	81
Mar 23	INDIANA-1	*	7.0	10	3	3	1	5	1	0	2	0	0	0	0	2-4	2-2	0	2.15	86
Mar 30	at Illinois	*	6.1	7	5	3	1	8	2	0	2	0	0	2	0	8-5	3-2	0	2.45	77
Apr 07	OHIO STATE-1	*	6.0	5	2	1	3	8	2	0	0	0	0	0	1	1-2	3-3	0	2.34	122
Apr 13	at Nebraska-1	*	7.0	5	1	0	4	4	1	0	0	0	0	0	0	7-1	4-3	0	2.05	82
Apr 20	at Minnesota	*	6.1	6	3	3	2	6	0	0	0	0	0	0	0	3-4	4-3	0	2.27	91
Totals		10	63.1	56	23	16	19	59	11	0	5	1	1	4	1	41-28	4-3	0	2.27	-

CAREER-HIGHS

IP: 7.0, 3X, LAST AT NEBRASKA, 3/13/18
H: 10 vs. INDIANA, 3/23/18
R: 5 AT ILLINOIS, 3/30/18
ER: 3, 4X, LAST AT ILLINOIS, 3/30/18
SO: 8, 3X, LAST vs. OHIO STATE, 4/7/18
BB: 4 AT NEBRASKA, 4/13/18

SEASON HIGHLIGHTS

- Iowa's Friday night starter... missed the 2017 season recovering from Tommy John surgery... is 4-3 with a 2.27 ERA in 10 starts with 59 strikeouts in 63 1/3 innings... has 31 strikeouts in five Big Ten starts, which are second-most in the league
- Has gone at least five innings in all 10 starts and allowed one earned run or fewer in six starts... has nine straight quality starts dating back to Week 2
- Ranks in the top-seven in the Big Ten in four different pitching categories... tied for third in strikeouts (59), fourth in innings (63.1), fifth in ERA (2.27), and seventh in strikeouts looking (17)... in league games, leads the Big Ten in innings (32.2) and tied for first in strikeouts (31), tied for third in strikeouts looking (.11), and 13th in ERA (2.76)
- Recorded his fourth win, allowing one unearned run on five hits over seven innings at Nebraska (4/13)... tied a career-high with eight strikeouts against Ohio State (4/7) where he was the tough-luck loser... allowed two runs (one earned) over six innings in a 2-1 loss... notched his first Big Ten victory (third overall win), allowing five runs (three earned) over 6 1/3 innings in the series opener at No. 22 Illinois... tied a season and career-high with eight strikeouts against one walk... recorded win No. 2, allowing one run on four hits over six innings in a victory over Evansville (3/17)... had four strikeouts against two walks... it was his fourth straight quality start
- Notched his first victory as a starter, allowing one run on four hits over 6 2/3 innings at UAB (3/2)... had four strikeouts to one walk... tallied his first career quality start, allowing one run on five hits over seven innings against Virginia Tech (2/23)... the seven innings were a career long... had a career-best eight strikeouts without issuing a walk.
- Went five innings, allowing three unearned runs on four hits in his first Friday start against Toledo (2/16)... had seven strikeouts to three walks
- One of four team captains for 2018 season.
- Father, Ken, played football at Iowa from 1986-90.

CAREER STATS

YEAR	ERA	W-L	APP	GS	CG	SHO	SV	IP	H	R	ER	BB	SO
2015	3.48	2-0	10	0	0	0/0	2	10.1	8	4	4	6	6
2016	3.44	0-0	22	1	0	0/1	1	36.2	28	16	14	11	32
2017	--	--	--	--	--	--	--	--	--	--	--	--	--
2018	2.27	4-3	10	10	0	0/0	0	63.1	56	23	16	19	59
TOTALS	2.77	6-3	42	11	0	0	3	110.1	92	43	34	36	97

Instagram: [UIBaseball](#)



Twitter: [@UIBaseball](#)



Facebook: [iowabaseball](#)

27 BRADY SCHANUEL

Jr. • RHP • 6-3 • 210

Swansea, Ill. • Parkland College • Belleville East HS



2018 GAME-BY-GAME STATS

#27 Schanuel, Brady - 10 appearances (All games)

Date	Opponent	GS	IP	H	R	ER	BB	SO	2B	3B	HR	WP	BK	HBP	IBB	Score	W-L	Sv	ERA	NP
Feb 18	vs Old Dominion	*	3.2	2	0	0	2	4	1	0	0	0	0	2	0	4-1	1-0	0	0.00	61
Feb 24	vs Ball St.	*	3.1	5	7	6	4	4	0	0	1	1	0	0	0	6-14	1-1	0	7.71	82
Mar 03	at UAB	*	5.0	1	0	0	4	7	1	0	0	0	0	0	0	11-3	2-1	0	4.50	82
Mar 10	at UNLV	*	5.0	5	2	2	4	4	3	0	0	2	0	1	0	2-11	2-2	0	4.24	94
Mar 17	EVANSVILLE-2	*	5.0	1	0	0	4	6	0	0	0	0	0	0	0	8-3	3-2	0	3.27	108
Mar 23	INDIANA-2	*	7.0	1	0	0	4	11	0	0	0	0	0	0	0	5-1	4-2	0	2.48	110
Mar 31	at Illinois	*	2.0	7	6	6	2	1	3	0	1	0	0	1	0	12-13	4-3	0	4.06	53
Apr 07	OHIO STATE-2	*	6.0	6	3	3	4	7	3	0	0	0	0	0	0	9-5	5-3	0	4.14	100
Apr 13	at Nebraska-2	*	3.0	5	4	4	3	5	2	0	2	0	0	0	0	4-10	5-4	0	4.72	76
Apr 21	at Minnesota	*	2.1	4	2	2	3	5	1	0	0	1	0	0	0	0-3	5-5	0	4.89	75
Totals		10	42.1	37	24	23	34	54	14	0	4	4	0	4	0	61-64	5-5	0	4.89	-

CAREER HIGHS

IP: 7.0 vs. INDIANA, 3/23/18

H: 7 at ILLINOIS, 3/31/18

R: 7 vs. BALL STATE, 2/24/18

ER: 6, 2X, LAST AT ILLINOIS, 3/31/18

SO: 11 vs. INDIANA, 3/23/18

BB: 4, 6X, LAST vs. OHIO STATE, 4/7/18

SEASON HIGHLIGHTS

- Iowa's Saturday starter... has a mid-90s fastball with a swing-and-miss slider
- Is 5-5 with a 4.89 ERA in 10 starts... has 54 strikeouts against 34 walks over 42 1/3 innings... has allowed two or fewer hits in four starts.. has 29 strikeouts in five Big Ten starts to rank third in the league
- Tied for fifth in the Big Ten in wins (5), tied for eighth in strikeouts (54), and 11th in opposing batting average (.231)
- Picked up his fifth win, posting a quality start in the victory over Ohio State (4/7)... allowed three runs on six hits over six innings, finishing with seven strikeouts... notched his fourth win, allowing one hit over seven shutout innings against No. 11 Indiana... had 11 strikeouts -- the most by a Hawkeye since 2004... retired the final 10 batters he faced
- Earned his third victory, allowing one hit over five innings against Evansville (3/17)... had six strikeouts in the game... allowed one hit over five innings and struck out seven in a road win at UAB (3/3) -- his second of the season... earned his first career victory, allowing no runs on two hits over 3 2/3 innings against Old Dominion (2/18)... had four strikeouts to two walks before leaving because of a predetermined pitch count
- Preseason All-Big Ten selection by Perfect Game... rated as the 51st-best starting pitcher in college baseball by D1Baseball.com
- Has twice been drafted in the Major League Baseball First-Year Player Draft... selected in 36th round in 2015 by Oakland and 20th round in 2016 by Philadelphia
- Was a two-time All-American at Parkland College, going 10-1 with a 2.13 ERA and 130 strikeouts over 80 1/3 innings in 2017 and 10-3 with a 1.83 ERA as a freshman with 131 strikeouts over 83 2/3 innings... transferred to Ole Miss following his freshman season before electing to return to Parkland
- Tabbed as the 90th-best prospect in D1Baseball's top-100 college prospects... also is the third-best draft prospect in the Big Ten by D1Baseball.com.

CAREER STATS

YEAR	ERA	W-L	APP	GS	CG	SHO	SV	IP	H	R	ER	BB	SO
2018	4.89	5-5	10	10	0	0/0	0	42.1	37	24	23	34	54
TOTALS	4.89	5-5	10	10	0	0/0	0	42.1	37	24	23	34	54



28 CHRIS WHELAN

RS Jr. • IF/OF • 6-1 • 190
Naperville, Ill. • Parkland College • Benet



2018 GAME-BY-GAME STATS

#28 Whelan, Chris - 22 games (All games)

Date	Opponent	Pos	AB	R	H	RBI	2B	3B	HR	BB	SB	CS	HBP	SAC	SF	GDP	K	PO	A	E	Avg
Mar 17	EVANSVILLE-1	*dh	5	2	2	0	0	0	0	0	0	0	0	0	0	0	0	0	0	0	.400
Mar 17	EVANSVILLE-2	*dh	3	2	2	0	0	0	2	0	0	0	0	0	0	0	0	0	0	0	.500
Mar 18	EVANSVILLE	*dh	4	0	1	0	0	0	0	0	0	0	0	0	0	0	0	0	0	0	.417
Mar 20	SAINT LOUIS	*dh	5	1	3	0	0	0	0	0	0	0	0	0	0	0	0	0	0	0	.471
Mar 21	LORAS COLLEGE	*dh	3	1	1	0	0	0	1	0	0	0	0	0	0	0	0	0	0	0	.450
Mar 23	INDIANA-1	*dh	4	0	0	0	0	0	0	0	0	0	0	0	0	0	0	0	0	0	.375
Mar 23	INDIANA-2	*dh	5	1	1	1	0	0	1	0	0	0	0	0	0	0	0	0	0	0	.345
Mar 28	BRADLEY	*dh	5	4	4	0	0	0	0	1	0	1	0	0	0	0	1	0	0	0	.412
Mar 30	at Illinois	*dh	4	1	1	0	0	0	1	0	0	0	0	0	0	0	1	0	0	0	.395
Mar 31	at Illinois	*dh	4	2	2	0	0	0	2	0	0	0	0	0	0	0	0	0	0	0	.405
Apr 01	at Illinois	*dh	5	1	1	0	0	0	0	1	0	0	0	0	0	0	0	0	0	0	.383
Apr 04	GRAND VIEW	*dh	4	0	1	0	0	0	0	0	0	0	0	0	0	0	0	0	0	0	.373
Apr 07	OHIO STATE-1	*dh	4	1	2	0	2	0	0	0	0	0	1	0	0	0	1	0	0	0	.382
Apr 07	OHIO STATE-2	*dh	5	1	0	0	0	0	0	0	0	0	0	0	0	0	2	0	0	0	.350
Apr 08	OHIO STATE	*dh	4	0	1	0	0	0	0	0	0	0	0	0	0	0	1	0	0	0	.344
Apr 13	at Nebraska-1	*dh	5	1	2	1	1	0	0	0	0	0	0	0	0	0	2	0	0	0	.348
Apr 13	at Nebraska-2	*dh	4	0	1	0	0	0	0	0	0	0	0	0	0	0	0	0	0	0	.342
Apr 17	NORTHERN ILLINOIS	*dh	3	1	1	0	0	0	0	0	1	1	0	0	0	0	1	0	0	0	.342
Apr 20	at Minnesota	*dh	5	0	1	0	0	0	0	0	0	0	0	0	0	0	0	0	0	0	.333
Apr 21	at Minnesota	*dh	4	0	1	0	0	0	0	0	0	0	0	0	0	1	0	0	0	0	.329
Apr 22	at Minnesota	*dh	4	1	2	2	0	0	1	0	0	0	0	0	0	0	0	0	0	0	.337
Apr 25	MILWAUKEE	*dh	1	1	0	0	0	0	3	0	0	0	0	0	0	0	0	0	0	0	.333
Totals			22gs	90	21	30	4	3	0	2	9	2	1	3	0	0	1	9	0	0	.333

On base pct. .412 • Slugging pct. .433

CAREER HIGHS

AB: 6 vs. NORTHERN ILLINOIS, 3/17/17

H: 4 vs. BRADLEY, 3/28/18

R: 4 vs. BRADLEY, 3/28/18

2B: 2 vs. OHIO STATE, 4/7/18

3B: N/A

HR: 2 vs. RUTGERS, 4/22/17

RBI: 3 vs. RUTGERS, 4/22/17

BB: 3 vs. MILWAUKEE, 4/25/18

SB: 1, 8X, LAST AT ILLINOIS, 4/1/18

SEASON HIGHLIGHTS

- Returned to the lineup March 17 after missing the first month of the season, recovering from Tommy John surgery... suffered the injury during Scout Day in the fall... was cleared to throw and play in the field on April 24
- Has started 22 games since his return as Iowa's leadoff hitter and designated hitter... hitting .333 (30-of-90) with 21 runs... has hit safely in 19-of-22 games with eight multi-hit games (five 2-hit, one 3-hit, one 4-hit)... has scored at least one run in 15 of 22 contests
- Finished 2-for-4 with two RBIs in the series finale at No. 25 Minnesota (4/22)... hit his second home run -- a solo shot -- in the game
- Went 2-for-4 with a career-high two doubles in game one against Ohio State (4/7)... had a career-high four hits, finishing 4-for-5 with four runs scored against Bradley (3/28)... went 1-for-5 with a solo home run in Iowa's 5-1 victory over No. 11 Indiana (3/23)... hit .417 in the three game sweep of Evansville (3/17-18) with four runs... had a base hit in his first at-bat of the season... went 3-for-5, tying a career-high in hits, against Saint Louis (3/20)
- 2017 Big Ten Tournament Most Outstanding Player and Big Ten All-Tournament team selection... hit .333 (6-of-18) with two doubles, two home runs, four runs, and three RBIs in five games ... went 3-for-4 with a double and home run against Maryland (5/25) and 2-for-3 with a solo home run against Nebraska (5/26)... had 17 putouts in left field at the tourney
- Hit .309 with 37 runs and 25 RBIs as a sophomore... had 11 doubles and seven home runs... started 57 games -- 54 in left field, two at second base, and one as the DH
- Started his career at Bradley (2015) before playing at Parkland College in 2016

CAREER STATS

YEAR	AVG.	G-GS	AB	R	H	2B	3B	HR	RBIS	BB	HBP	SO	SB-A
2017	.309	57-57	207	37	64	11	0	7	25	32	15	40	6-9
2018	.333	22-22	90	21	30	3	0	2	4	9	3	9	2-3
TOTALS	.316	79-79	297	58	94	14	0	9	29	41	18	49	8-12



30 CONNOR MCCAFFERY

Fr. • OF/1B • 6-6 • 205
North Liberty, Iowa • Iowa City West HS



2018 GAME-BY-GAME STATS

CAREER-HIGHS

AB:
H:
R:
2B:
3B:
HR:
RBIs:
BB:
SB:

SEASON HIGHLIGHTS

- Two-sport athlete at the University of Iowa, also competing on the men's basketball team
- Son of Iowa head men's basketball coach Fran McCaffery

CAREER STATS

YEAR	AVG.	G-GS	AB	R	H	2B	3B	HR	RBIS	BB	HBP	SO	SB-A
2018	--	--	--	--	--	--	--	--	--	--	--	--	--
TOTALS	--	--	--	--	--	--	--	--	--	--	--	--	--

Instagram: [UIBaseball](#)




Twitter: [@UIBaseball](#)



Facebook: [iowabaseball](#)

32 BRETT MCCLEARY

Fr. • C • 6-2 • 215
Iowa City, Iowa • City HS



2018 GAME-BY-GAME STATS

#32 McCleary, Brett - 16 games (All games)

Date	Opponent	Pos	AB	R	H	RBI	2B	3B	HR	BB	SB	CS	HBP	SAC	SF	GDP	K	PO	A	E	Avg	
Feb 16	vs Toledo	*dh	4	0	0	0	0	0	0	0	0	0	0	0	0	0	0	0	0	0	0	.000
Feb 17	vs Oakland	*dh	2	0	1	0	0	0	0	1	0	0	0	0	0	0	1	0	0	0	0	.167
Feb 24	vs Ball St.	ph	0	0	0	0	0	0	0	1	0	0	0	0	0	0	0	0	0	0	0	.167
Feb 27	CORNELL COLLEGE	*c	3	2	2	2	0	0	0	2	0	1	0	0	0	0	0	11	1	0	0	.333
Mar 02	at UAB	ph	1	0	0	0	0	0	0	0	0	0	0	0	0	0	1	0	0	0	0	.300
Mar 03	at UAB	*dh	1	0	0	1	0	0	0	1	0	0	1	0	1	0	0	0	0	0	0	.273
Mar 04	at UAB	ph	1	0	0	0	0	0	0	0	0	0	0	0	0	0	1	0	0	0	0	.250
Mar 10	at UNLV	ph/c	1	0	0	0	0	0	0	0	0	0	0	0	0	0	1	1	0	0	0	.231
Mar 11	at UNLV	*c	4	0	0	0	0	0	0	0	0	0	0	0	0	0	0	5	1	0	0	.176
Mar 17	EVANSVILLE-1	c	1	0	0	0	0	0	0	0	0	0	0	0	0	0	0	1	0	0	0	.167
Mar 17	EVANSVILLE-2	c	1	0	0	0	0	0	0	0	0	0	0	0	0	0	1	3	0	0	0	.158
Mar 20	SAINT LOUIS	*c	1	0	0	1	0	0	0	2	0	0	0	0	1	0	0	6	0	0	0	.150
Mar 28	BRADLEY	c	1	0	0	0	0	0	0	1	0	0	0	0	0	0	0	3	0	0	0	.143
Apr 04	GRAND VIEW	*c	3	0	1	1	0	0	0	0	0	0	0	0	0	0	1	9	0	0	0	.167
Apr 11	COE COLLEGE	*c	3	1	1	0	0	0	0	0	0	0	0	0	0	0	1	6	2	0	0	.185
Apr 17	NORTHERN ILLINOIS	*c	2	0	0	0	0	0	0	0	0	0	0	0	0	0	1	3	0	1	0	.172
Totals		9gs	29	3	5	5	0	0	0	8	0	1	1	0	2	0	8	48	4	1	0	.172

On base pct. .350 • Slugging pct. .172

CAREER-HIGHS

AB: 4, 2X, LAST AT UNLV, 3/11/18
 H: 2 vs. CORNELL COLLEGE, 2/27/18
 R: 2 vs. CORNELL COLLEGE, 2/27/18
 2B: --
 3B: --
 HR: --
 RBIs: 2 vs. CORNELL COLLEGE, 2/27/18
 BB: 2, 2X, LAST vs. SAINT LOUIS, 3/20/18
 SB: --

SEASON HIGHLIGHTS

- Has started nine games -- three at designated hitter and six behind the plate... hitting .172 (5-of-29) with three runs and five RBIs
- One of two Iowa City natives on the Hawkeye roster
- Went 2-for-3 with two runs and two RBIs against Cornell College (2/27) for his first career multi-hit game... had his first career hit against Oakland (2/17)
- Started six games at the World University Games, four at DH and two at catcher... hit .292 (7-of-24) with three doubles, two runs, and two RBIs


CAREER STATS

YEAR	AVG.	G-GS	AB	R	H	2B	3B	HR	RBIS	BB	HBP	SO	SB-A
2018	.172	16-9	29	3	5	0	0	0	5	8	1	8	0-1
TOTALS	.172	16-9	29	3	5	0	0	0	5	8	1	8	0-1



33 JACK DREYER

Fr. • LHP • 6-2 • 200
Johnston, Iowa • Johnston HS



2018 GAME-BY-GAME STATS

#33 Dreyer, Jack - 11 appearances (All games)

Date	Opponent	GS	IP	H	R	ER	BB	SO	2B	3B	HR	WP	BK	HBP	IBB	Score	W-L	Sv	ERA	NP
Feb 17	vs Oakland		1.1	3	1	0	2	1	1	0	0	0	0	0	0	8-6	0-0	0	0.00	36
Feb 27	CORNELL COLLEGE		2.0	1	0	0	1	3	1	0	0	0	0	0	0	15-1	0-0	0	0.00	14
Mar 04	at UAB		1.0	0	0	0	0	2	0	0	0	0	0	0	0	0-4	0-0	0	0.00	16
Mar 10	at UNLV		0.0	1	3	3	1	0	1	0	0	0	0	1	0	2-11	0-0	0	6.23	15
Mar 14	vs Missouri State	*	2.1	4	4	3	1	6	0	0	1	1	0	2	0	3-8	0-1	0	8.10	59
Mar 20	SAINT LOUIS		1.0	2	2	2	1	2	0	0	0	1	0	1	0	6-7	0-2	0	9.39	34
Mar 28	BRADLEY		1.0	1	1	1	2	1	1	0	0	0	0	0	0	13-9	0-2	0	9.35	22
Apr 04	GRAND VIEW		1.0	0	0	0	0	1	0	0	0	0	0	0	0	4-2	0-2	0	8.38	12
Apr 11	COE COLLEGE		2.0	4	1	1	0	3	0	0	0	0	0	0	0	16-1	0-2	0	7.71	42
Apr 17	NORTHERN ILLINOIS		2.0	0	0	0	1	0	0	0	0	0	1	0	0	2-0	1-2	0	6.59	26
Apr 25	MILWAUKEE		2.0	2	0	0	0	5	0	0	0	0	0	1	0	12-4	2-2	0	5.74	49
Totals		1	15.2	18	12	10	9	24	4	0	1	2	0	6	0	81-53	2-2	0	5.74	-

CAREER-HIGHS

IP: 2.1 vs. MISSOURI STATE, 3/14/18
H: 4, 2X, LAST vs. COE COLLEGE, 4/11/18
R: 4 vs. MISSOURI STATE, 3/14/18
ER: 3, 2X, LAST vs. MISSOURI STATE, 3/14/18
SO: 6 vs. MISSOURI STATE, 3/14/18
BB: 2, 2X, LAST vs. BRADLEY, 3/28/18

SEASON HIGHLIGHTS

- Left-handed reliever... is 2-2 with a 5.74 ERA in 11 appearances, spanning 15 2/3 innings... has 24 strikeouts to nine walks
- Notched his second win, tossing two shutout innings against Milwaukee (4/25)... allowed two hits and struck out a career-high five
- Earned his first career win, tossing two shutout innings in Iowa's 2-0 shutout victory over Northern Illinois (4/17)... made his first career start against Missouri State (3/14), where he fanned six batters in 2 1/3 innings... made his Hawkeye debut against Oakland, allowing one unearned run on three hits in 1 1/3 innings... tossed two innings of relief against Cornell (2/27), allowing one hit and fanning three
- Tabbed as the 11th-best freshman in the Big Ten by D1Baseball.com.
- Will pitch in the summer of 2018 in the Cape Cod League for the Harwich Mariners.
- Father, Steve, played Major League Baseball for the Texas Rangers.

CAREER STATS

YEAR	ERA	W-L	APP	GS	CG	SHO	SV	IP	H	R	ER	BB	SO
2018	5.74	2-2	11	1	0	0/1	0	15.2	18	12	10	9	24
TOTALS	5.74	2-2	11	1	0	0/1	0	15.2	18	12	10	9	24



35 CAM BAUMANN

Fr. • LHP • 6-2 • 190
Fairfield, Iowa • Fairfield HS



2018 GAME-BY-GAME STATS

#35 Baumann, Cam - 14 appearances (All games)

Date	Opponent	GS	IP	H	R	ER	BB	SO	2B	3B	HR	WP	BK	HBP	IBB	Score	W-L	Sv	ERA	NP
Feb 18	vs Old Dominion		0.1	2	0	0	1	1	0	0	0	0	0	0	0	4-1	0-0	0	0.00	10
Feb 24	vs Ball St.		1.0	1	1	1	2	0	0	0	0	0	0	0	0	6-14	0-0	0	6.75	25
Mar 09	at UNLV		1.0	0	0	0	1	2	0	0	0	0	0	0	0	0-4	0-0	0	3.86	20
Mar 14	vs Missouri State		1.0	1	0	0	0	0	1	0	0	0	0	0	0	3-8	0-0	0	2.70	12
Mar 17	EVANSVILLE-2		1.1	0	0	0	1	3	0	0	0	0	0	0	0	8-3	0-0	0	1.93	24
Mar 21	LORAS COLLEGE		0.1	2	2	2	0	1	0	0	0	1	0	0	0	6-4	0-0	0	5.40	9
Mar 23	INDIANA-1		0.0	0	0	0	1	0	0	0	0	1	0	1	1	2-4	0-0	0	5.40	5
Mar 28	BRADLEY		1.0	1	0	0	0	2	0	0	0	0	0	0	0	13-9	0-0	0	4.50	17
Apr 04	GRAND VIEW		1.0	0	0	0	0	1	0	0	0	0	0	0	0	4-2	1-0	0	3.86	14
Apr 07	OHIO STATE-2		1.0	3	2	2	1	2	0	0	0	0	0	0	0	9-5	1-0	0	5.62	29
Apr 11	COE COLLEGE		1.0	1	0	0	1	2	0	0	0	0	0	0	0	16-1	1-0	0	5.00	25
Apr 13	at Nebraska-2		0.0	0	1	1	1	0	0	0	0	0	0	0	0	4-10	1-0	0	6.00	4
Apr 17	NORTHERN ILLINOIS		0.0	1	0	0	0	0	0	0	0	0	0	0	0	2-0	1-0	0	6.00	13
Apr 25	MILWAUKEE		1.0	0	0	0	0	1	0	0	0	0	0	0	0	12-4	1-0	0	5.40	11
Totals		0	10.0	12	6	6	9	15	1	0	0	2	0	1	1	89-69	1-0	0	5.40	-

CAREER-HIGHS

IP: 1.1 vs. EVANSVILLE, 3/17/18

H: 3 vs. OHIO STATE, 4/7/18

R: 2, 2X, LAST vs. OHIO STATE, 4/7/18

ER: 2, 2X, LAST vs. OHIO STATE, 4/7/18

SO: 3 vs. EVANSVILLE, 3/17/18

BB: 2 vs. BALL STATE, 2/24/18

SEASON HIGHLIGHTS

- Left-handed reliever option... is 1-0 with a 5.40 ERA in 14 appearances, spanning 10 innings
- Earned his first career victory, tossing one perfect inning in relief in a midweek victory over Grand View (4/4)... made his Iowa debut against Old Dominion (2/18), allowing two hits in 1/3 of an inning
- Four-time all-state selection at Fairfield High School

CAREER STATS

YEAR	ERA	W-L	APP	GS	CG	SHO	SV	IP	H	R	ER	BB	SO
2018	5.40	1-0	14	0	0	0/1	0	10.0	12	6	6	9	15
TOTALS	5.40	1-0	14	0	0	0/1	0	10.0	12	6	6	9	15

Instagram: [UIBaseball](#)



Twitter: [@UIBaseball](#)



Facebook: [iowabaseball](#)

37 KACE MASSNER

RS Fr. • OF • 6-6 • 230
Burlington, Iowa • Burlington HS



2018 GAME-BY-GAME STATS

#37 Massner, Kace - 12 games (All games)

Date	Opponent	Pos	AB	R	H	RBI	2B	3B	HR	BB	SB	CS	HBP	SAC	SF	GDP	K	PO	A	E	Avg	
Feb 23	vs Virginia Tech	pr	0	1	0	0	0	0	0	0	1	0	0	0	0	0	0	0	0	0	0	.000
Feb 24	vs Ball St.	ph	1	0	0	0	0	0	0	0	0	0	0	0	0	0	1	0	0	0	0	.000
Feb 27	CORNELL COLLEGE	ph	1	1	0	1	0	0	0	1	0	0	0	0	0	0	0	0	0	0	0	.000
Mar 11	at UNLV	*of	4	0	1	1	0	0	0	0	0	0	0	0	0	0	1	0	0	0	0	.167
Mar 14	vs Missouri State	*of	4	0	0	0	0	0	0	0	0	0	0	0	0	0	2	1	0	0	0	.100
Mar 17	EVANSVILLE-1	*of	0	0	0	0	0	0	0	1	0	0	0	0	0	0	0	0	0	0	0	.100
Mar 17	EVANSVILLE-2	ph	1	0	0	0	0	0	0	0	0	0	0	0	0	0	0	0	0	0	0	.091
Mar 18	EVANSVILLE	pr	0	1	0	0	0	0	0	0	0	0	0	0	0	0	0	0	0	0	0	.091
Mar 21	LORAS COLLEGE	ph	1	0	0	0	0	0	0	0	0	0	0	0	0	0	1	0	0	0	0	.083
Apr 11	COE COLLEGE	ph/dh	2	0	0	0	0	0	0	1	0	0	0	0	0	0	0	1	0	0	0	.071
Apr 17	NORTHERN ILLINOIS	pr	0	0	0	0	0	0	0	1	0	0	0	0	0	0	0	0	0	0	0	.071
Apr 25	MILWAUKEE	ph	1	0	0	0	0	0	0	0	0	0	0	0	0	0	1	0	0	0	0	.067
Totals		3gs	15	3	1	2	0	0	0	3	2	0	0	0	0	0	7	1	0	0	0	.067

On base pct. .222 • Slugging pct. .067

CAREER HIGHS

AB: 4, 2X, LAST VS. MISSOURI STATE, 3/14/18
 H: 1 at UNLV, 3/11/18
 R: 1, 3X, LAST VS. EVANSVILLE, 3/18/18
 2B: --
 3B: --
 HR: --
 RBIs: 1, 2X, LAST AT UNLV, 3/11/18
 BB: 1, 3X, LAST VS. COE COLLEGE, 4/11/18
 SB: 1, 2X, LAST VS. NORTHERN ILLINOIS, 4/17/18

SEASON HIGHLIGHTS

- Has appeared in 12 games with three starts -- all in left field... hitting .067 (1-of-15) with three runs and two RBIs
- Made his first career start at UNLV (3/11), finishing 1-for-4 with an RBI single... made his Iowa debut against Virginia Tech (2/23)... scored the game-winning run via walk-off in the bottom of the 10th after entering as a pinch runner
- Redshirted in 2017

CAREER STATS

YEAR	AVG.	G-GS	AB	R	H	2B	3B	HR	RBIS	BB	HBP	SO	SB-A
2018	.067	12-3	15	3	1	0	0	0	2	3	0	7	2-2
TOTALS	.067	12-3	15	3	1	0	0	0	2	3	0	7	2-2



38 TRENTON WALLACE

Fr. • LHP/OF • 6-1 • 200
Rock Island, Ill. • Davenport Assumption HS



2018 GAME-BY-GAME STATS

#38 Wallace, Trenton - 10 games (All games)

Date	Opponent	Pos	AB	R	H	RBI	2B	3B	HR	BB	SB	CS	HBP	SAC	SF	GDP	K	PO	A	E	Avg	
Feb 16	vs Toledo	pr	0	0	0	0	0	0	0	0	0	0	0	0	0	0	0	0	0	0	0	.000
Feb 18	vs Old Dominion	p	0	0	0	0	0	0	0	0	0	0	0	0	0	0	0	0	0	1	0	.000
Feb 24	vs Ball St.	p	1	0	0	0	0	0	0	0	0	0	0	0	0	0	0	0	0	0	0	.000
Feb 27	CORNELL COLLEGE	*p	0	0	0	0	0	0	0	0	0	0	0	0	0	0	0	0	0	1	1	.000
Mar 10	at UNLV	ph/1b	1	0	0	0	0	0	0	0	0	0	0	0	0	0	0	0	2	0	0	.000
Mar 14	vs Missouri State	p	0	0	0	0	0	0	0	0	0	0	0	0	0	0	0	0	1	1	0	.000
Mar 17	EVANSVILLE-1	ph/1b	1	0	0	0	0	0	0	0	0	0	0	0	0	0	0	1	1	0	0	.000
Mar 21	LORAS COLLEGE	ph/of	0	0	0	0	0	0	0	1	0	0	0	0	0	0	0	0	0	1	0	.000
Apr 17	NORTHERN ILLINOIS	*p	0	0	0	0	0	0	0	0	0	0	0	0	0	0	0	0	1	1	0	.000
Apr 25	MILWAUKEE	*p	0	0	0	0	0	0	0	0	0	0	0	0	0	0	0	0	0	1	0	.000
Totals		3gs	3	0	0	0	0	0	0	1	0	0	0	0	0	0	0	1	7	5	0	.000

On base pct. .250 • Slugging pct. .000

#38 Wallace, Trenton - 12 appearances (All games)

Date	Opponent	GS	IP	H	R	ER	BB	SO	2B	3B	HR	WP	BK	HBP	IBB	Score	W-L	Sv	ERA	NP
Feb 18	vs Old Dominion		1.2	1	1	1	3	2	0	0	0	0	0	0	0	4-1	0-0	0	5.40	41
Feb 27	CORNELL COLLEGE	*	3.0	4	0	0	0	4	0	0	0	0	0	0	0	15-1	1-0	0	1.93	15
Mar 03	at UAB		2.2	2	1	1	1	4	1	0	0	0	0	2	0	11-3	1-0	0	2.45	7
Mar 11	at UNLV		0.1	0	0	0	0	1	0	0	0	0	0	0	0	3-13	1-0	0	2.35	47
Mar 14	vs Missouri State		2.0	3	3	3	1	2	1	0	1	0	1	1	0	3-8	1-0	0	4.66	46
Mar 20	SAINT LOUIS	*	3.0	2	2	1	1	1	0	0	1	0	0	0	0	6-7	1-0	0	4.26	47
Mar 28	BRADLEY	*	1.0	1	0	0	0	1	0	0	0	0	0	0	0	13-9	1-0	0	3.95	21
Apr 04	GRAND VIEW	*	2.0	2	2	2	0	3	0	0	1	0	0	0	0	4-2	1-0	0	4.60	28
Apr 11	COE COLLEGE	*	1.0	1	0	0	0	0	0	0	0	0	0	0	0	16-1	1-0	0	4.32	19
Apr 13	at Nebraska-2		0.1	0	0	0	0	1	0	0	0	0	0	0	0	4-10	1-0	0	4.24	4
Apr 17	NORTHERN ILLINOIS	*	2.0	0	0	0	1	2	0	0	0	0	0	0	0	2-0	1-0	0	3.79	25
Apr 25	MILWAUKEE	*	2.0	6	2	2	0	3	1	0	0	0	0	0	0	12-4	1-0	0	4.29	36
Totals		7	21.0	22	11	10	7	24	3	0	3	1	1	3	0	93-59	1-0	0	4.29	-

CAREER-HIGHS

AB: 1, 3X, LAST VS. EVANSVILLE, 3/17/18

H:

R:

2B:

3B:

HR:

RBI:

BB: 1 vs. LORAS COLLEGE, 3/21/18

SB:

PITCHING

IP: 3.0, 2X, LAST VS. SAINT LOUIS, 3/20/18

H: 6 vs. MILWAUKEE, 4/25/18

R: 3 vs. MISSOURI STATE, 3/14/18

ER: 3 vs. MISSOURI STATE, 3/14/18

SO: 4, 2X, LAST AT UAB, 3/3/18

BB: 3 vs. OLD DOMINION, 2/18/18

SEASON HIGHLIGHTS

- Is a two-way player as a left-handed pitcher and outfielder... is 1-0 with a 4.29 ERA in 12 appearances (seven starts)... has 24 strikeouts against seven walks over 21.0 innings
- Earned his first career win in his first career start, scattering four hits and not allowing a run in three innings against Cornell College (2/27)... had four strikeouts to zero walks
- Made his Iowa debut against Old Dominion (2/18), allowing one run on one hit... fanned two, but issued three walks
- Named the 29th-best freshman in the Big Ten by D1Baseball.com

CAREER STATS

YEAR	AVG.	G-GS	AB	R	H	2B	3B	HR	RBIS	BB	HBP	SO	SB-A
2018	.000	5-0	3	0	0	0	0	0	0	1	0	1	0-0
TOTALS	.000	5-0	3	0	0	0	0	0	0	1	0	1	0-0

YEAR	ERA	W-L	APP	GS	CG	SHO	SV	IP	H	R	ER	BB	SO
2018	4.29	1-0	12	7	0	0/1	0	21.0	22	11	10	7	24
TOTALS	4.29	1-0	12	7	0	0/1	0	21.0	22	11	10	7	24

Instagram: UIBaseball



Twitter: @UIBaseball



Facebook: iowabaseball

43 GRANT LEONARD

So. • RHP • 5-11 • 170
Mokena, Ill • Lincoln Way HS



2018 GAME-BY-GAME STATS

#43 Leonard, Grant - 17 appearances (All games)

Date	Opponent	GS	IP	H	R	ER	BB	SO	2B	3B	HR	WP	BK	HBP	IBB	Score	W-L	Sv	ERA	NP
Feb 16	vs Toledo		0.2	0	0	0	0	1	0	0	0	0	0	0	0	4-3	1-0	0	0.00	8
Feb 18	vs Old Dominion		1.1	1	0	0	0	1	0	0	0	0	0	0	0	4-1	1-0	0	0.00	25
Feb 27	CORNELL COLLEGE		0.2	0	0	0	0	2	0	0	0	0	0	0	0	15-1	1-0	0	0.00	7
Mar 02	at UAB		0.2	1	0	0	1	2	0	0	0	0	0	0	0	4-1	1-0	0	0.00	17
Mar 04	at UAB		0.2	1	0	0	0	0	0	0	0	0	0	0	0	0-4	1-0	0	0.00	3
Mar 10	at UNLV		0.1	3	3	3	0	0	0	0	0	0	0	0	0	2-11	1-0	0	6.23	11
Mar 11	at UNLV		0.1	2	0	0	0	0	0	0	0	1	0	0	0	3-13	1-0	0	5.79	15
Mar 14	vs Missouri State		0.2	1	0	0	0	1	0	0	0	0	0	0	0	3-8	1-0	0	5.06	14
Mar 17	EVANSVILLE-2		1.0	0	0	0	0	0	0	0	0	0	0	0	0	8-3	1-0	0	4.26	13
Mar 18	EVANSVILLE		0.2	1	0	0	0	1	0	0	0	0	0	0	0	4-3	1-0	1	3.86	11
Mar 21	LORAS COLLEGE		1.0	2	1	1	1	1	0	0	0	0	0	0	1	6-4	1-0	1	4.50	21
Mar 28	BRADLEY		1.0	2	1	1	1	0	0	0	0	0	0	0	0	13-9	1-0	1	5.00	32
Mar 30	at Illinois		1.0	0	0	0	0	1	0	0	0	0	0	0	0	8-5	1-0	2	4.50	-
Apr 01	at Illinois		1.1	1	0	0	0	1	0	0	0	0	0	0	0	4-2	1-0	2	3.97	27
Apr 11	COE COLLEGE		1.0	2	0	0	0	1	0	0	0	0	0	0	0	16-1	1-0	2	3.65	14
Apr 13	at Nebraska-2		0.2	1	0	0	0	0	1	0	0	0	0	0	0	4-10	1-0	2	3.46	16
Apr 25	MILWAUKEE		1.0	3	2	0	0	2	0	0	1	0	0	0	0	12-4	1-0	2	3.21	26
Totals		0	14.0	21	7	5	3	14	1	0	1	1	0	0	1	110-83	1-0	2	3.21	-

CAREER-HIGHS

IP: 1.1, 2X, LAST AT ILLINOIS, 4/1/18
 H: 3 vs. MILWAUKEE, 4/25/18
 R: 3 AT UNLV, 3/10/18
 ER: 3 AT UNLV, 3/10/18
 SO: 2, 3X, LAST AT MILWAUKEE, 4/25/18
 BB: 1, 4X, LAST vs. BRADLEY, 3/28/18

SEASON HIGHLIGHTS

- Is 1-0 with a 3.21 ERA in a team-high 17 appearances, which are tied for 10th in the Big Ten... has 14 strikeouts in 14 innings of relief
- Was sidelined for two of the three games against Ohio State (4/7-8) after suffering a broken nose and subsequent concussion on a comebacker at Illinois (4/1)
- Recorded his first career save, tossing a perfect ninth in the road win at No. 22 Illinois... got four outs in the game three win before exiting the contest after taking a one-hopper off his face (still fielded his position and backed up first base with a broken nose)
- Picked up his first career win against Toledo (2/16), getting two outs with the bases loaded in the top of the ninth inning in an eventual walk-off Hawkeye victory
- Made two appearances in 2017...joined team as a walk-on

CAREER STATS

YEAR	ERA	W-L	APP	GS	CG	SHO	SV	IP	H	R	ER	BB	SO
2017	4.50	0-0	2	0	0	0/0	0	2.0	3	1	1	1	0
2018	3.21	1-0	17	0	0	0/0	2	14.0	21	7	5	3	14
TOTALS	3.38	1-0	19	0	0	0/0	2	16.0	24	8	6	4	14



44 ROBERT NEUSTROM

Jr. • OF • 6-3 • 210
Sioux City, Iowa • Sioux City North HS



2018 GAME-BY-GAME STATS

#44 Neustrom, Robert - 37 games (All games)

Date	Opponent	Pos	AB	R	H	RBI	2B	3B	HR	BB	SB	CS	HBP	SAC	SF	GDP	K	PO	A	E	Avg
Feb 16	vs Toledo	*of	4	2	2	1	0	0	1	0	0	0	0	0	0	0	1	3	0	1	.500
Feb 17	vs Oakland	*of	4	1	1	2	1	0	0	0	0	0	0	0	1	0	0	0	0	0	.375
Feb 18	vs Old Dominion	*of	4	1	1	0	0	0	1	0	0	0	0	0	0	0	0	0	0	0	.333
Feb 23	vs Virginia Tech	*of	4	0	2	0	0	0	0	0	0	0	0	0	0	0	1	4	0	0	.375
Feb 24	vs Ball St.	*of	5	0	1	0	0	0	0	0	0	0	0	0	0	0	1	2	0	0	.333
Feb 25	at New Orleans	*of	5	1	2	0	0	0	1	1	0	0	0	0	0	0	0	2	0	0	.346
Feb 27	CORNELL COLLEGE	*of	2	1	1	0	0	0	1	0	0	0	0	0	0	0	0	0	0	0	.357
Mar 02	at UAB	*of	3	0	1	0	0	0	1	0	0	0	0	0	0	0	1	3	0	0	.355
Mar 03	at UAB	*of	4	2	2	1	0	0	2	0	0	0	0	0	0	0	1	3	0	0	.371
Mar 04	at UAB	*of	4	0	0	0	0	0	0	0	0	0	0	0	0	1	0	1	0	0	.333
Mar 09	at UNLV	*of	3	0	1	0	0	0	1	0	0	0	0	0	0	0	1	2	0	0	.333
Mar 10	at UNLV	*of	4	0	1	0	0	0	0	0	0	0	0	0	0	0	0	0	0	0	.326
Mar 11	at UNLV	*of	4	1	2	1	1	0	0	0	0	0	0	0	0	0	1	0	0	0	.340
Mar 14	vs Missouri State	*of	3	1	0	0	0	0	1	0	0	0	0	0	0	0	0	0	2	0	.321
Mar 17	EVANSVILLE-1	*of	4	2	2	2	0	0	1	0	0	0	1	0	0	0	0	3	0	0	.333
Mar 17	EVANSVILLE-2	*of	4	3	3	1	1	0	1	0	0	0	0	0	0	1	0	0	0	0	.361
Mar 18	EVANSVILLE	*of	3	1	1	0	0	0	1	0	0	0	0	0	0	0	0	3	0	0	.359
Mar 20	SAINT LOUIS	*of	5	0	1	0	0	0	0	0	0	0	0	0	0	0	1	2	0	0	.348
Mar 21	LORAS COLLEGE	*of	3	2	1	1	0	0	1	1	0	0	0	0	0	0	0	3	0	0	.347
Mar 23	INDIANA-1	*of	4	0	1	0	0	0	0	0	0	0	0	0	0	0	0	0	0	0	.342
Mar 23	INDIANA-2	*of	5	1	2	0	2	0	0	0	0	0	0	0	0	0	0	3	0	0	.346
Mar 28	BRADLEY	*of	5	1	3	2	0	0	1	0	0	0	0	0	0	0	1	1	0	0	.360
Mar 30	at Illinois	*of	4	4	3	3	0	0	1	1	0	0	0	0	0	0	0	1	0	0	.378
Mar 31	at Illinois	*of/of	6	1	1	2	0	0	0	0	0	0	0	0	0	1	1	4	0	0	.365
Apr 01	at Illinois	*of	5	0	0	0	0	0	0	0	0	0	0	0	0	0	1	1	0	0	.347
Apr 04	GRAND VIEW	*of	4	0	1	0	0	0	0	0	0	0	0	0	0	0	1	1	0	0	.343
Apr 07	OHIO STATE-1	*of	3	0	0	0	0	0	1	0	0	0	0	0	0	0	2	2	0	0	.333
Apr 07	OHIO STATE-2	*of	5	1	2	0	1	0	0	0	0	0	0	0	0	0	2	0	0	0	.336
Apr 08	OHIO STATE	*of	3	0	1	0	0	0	1	0	0	0	0	0	0	0	0	0	0	0	.336
Apr 11	COE COLLEGE	*of	3	1	2	1	0	0	0	0	0	0	0	0	0	0	0	0	0	0	.345
Apr 13	at Nebraska-1	*of	5	0	1	1	1	0	0	0	0	0	0	0	0	0	1	1	0	0	.339
Apr 13	at Nebraska-2	*of	4	2	2	1	0	0	1	0	0	0	0	0	0	0	1	1	0	0	.344
Apr 17	NORTHERN ILLINOIS	*of	4	0	2	0	0	0	0	0	0	0	0	0	0	0	1	2	0	0	.348
Apr 20	at Minnesota	*of	4	0	0	0	0	0	0	0	0	0	0	0	0	0	1	0	0	0	.338
Apr 21	at Minnesota	*of	4	0	1	0	1	0	0	0	0	0	0	0	0	1	1	2	0	0	.336
Apr 22	at Minnesota	*of	4	0	0	0	0	0	0	0	0	0	0	0	0	0	2	3	0	0	.326
Apr 25	MILWAUKEE	*of	4	2	1	1	0	0	0	0	0	0	0	0	0	0	1	3	0	0	.324
Totals			37gs	148	31	48	20	8	0	6	14	1	0	1	0	1	4	24	58	0	.324

On base pct. .384 • Slugging pct. .500

CAREER HIGHS

AB: 6, 3X, LAST AT ILLINOIS, 3/31/18

H: 4 vs. LEHIGH, 3/12/17

R: 4 AT ILLINOIS, 3/30/18

2B: 2, 3X, LAST vs. INDIANA, 3/23/18

3B: 1, 4X, LAST vs. PURDUE, 3/26/17

HR: 2 AT ILLINOIS, 5/18/17

RBI: 5 vs. LEHIGH, 3/12/17

BB: 2, 3X, LAST AT UAB, 3/3/18

SB: 2, 2X, LAST vs. PENN STATE, 4/29/17

SEASON HIGHLIGHTS

- Iowa's starting right fielder... hitting .324 (48-of-148) with 31 runs and 20 RBIs... has hit safely in 31-of-37 games and reached safely in 33-of-37 contests... has 14 multi-hit games (11 2-hit, three 3-hit contests)... has started 100 straight games dating back to the 2016 season... has started 136 of 149 possible games in his Iowa career... had a season-best 10-game hitting streak from March 17-31... also had a career-best 14-game reached base streak
- Ranks in the top 15 in the Big Ten in three categories -- tied for 11th in home runs (6), tied for 13th in runs (31), and 15th in slugging (.500)
- Hit his sixth home run -- a solo, first-inning shot -- in game two at Nebraska (4/13)... finished 3-for-4 with a home run, three RBIs and a career-high four runs scored in the series opener at No. 22 Illinois... went 3-for-5 with two RBIs in come-from-behind win against Bradley (3/28)... went 2-for-5 with two doubles in game two against No. 11 Indiana (3/23)... hit .545 (6-of-11) with six runs scored in sweep of Evansville (3/17-18)... went 5-for-8 with five runs and three RBIs in the doubleheader, hitting home runs in both games... hit is fourth home run of the season against Loras College (3/21), finishing 1-for-3 with two runs and an RBI... had a pair of hits, including a solo home run in the 4-3 victory over Toledo (2/16)
- Preseason Big Ten Player of the Year by Baseball America and Perfect Game... preseason All-Big Ten selection by Perfect Game and named to the Big Ten Preseason Honors List... named the 26th-best outfielder in college baseball by D1Baseball.com.
- Second-team All-Big Ten as an outfielder as a junior... started all 61 games where he hit .310 with 79 hits, 41 runs, and 55 RBIs... had 16 doubles, one triple, and nine home runs
- Ranked third in the Big Ten in hits (79), third in total bases (124), fourth in RBIs (55), tied for eighth in doubles (16), tied for 10th in home runs (9), and 14th in slugging percentage (.486)
- One of Iowa's four team captains
- Rated as the second-best MLB Draft prospect in the Big Ten and 74th-best nationally... ranked as the 26th-best outfielder in the nation by D1Baseball.com... was a Cape Cod League All-Star in 2017... was one of top players in the field at the World University Games, hitting .387 (12-of-31) with six runs, six RBIs, and seven extra base hits

CAREER STATS

YEAR	AVG.	G-GS	AB	R	H	2B	3B	HR	RBIS	BB	HBP	SO	SB-A
2016	.307	52-38	153	24	47	6	3	1	21	17	4	34	4-6
2017	.310	61-61	255	41	79	16	1	9	55	19	2	36	10-14
2018	.324	37-37	148	31	48	8	0	6	20	14	1	24	1-1
TOTALS	.313	150-136	556	96	174	30	4	16	96	50	7	94	15-21

Instagram: [UIBaseball](#)




Twitter: [@UIBaseball](#)



Facebook: [iowabaseball](#)

45 KYLE SHIMP

RS So. • LHP • 6-7 • 225
Yorkville, Ill • Yorkville HS



2018 GAME-BY-GAME STATS

#45 Shimp, Kyle - 9 appearances (All games)

Date	Opponent	GS	IP	H	R	ER	BB	SO	2B	3B	HR	WP	BK	HBP	IBB	Score	W-L	Sv	ERA	NP
Feb 17	vs Oakland		2.0	1	0	0	3	1	0	0	0	0	0	0	0	8-6	0-0	1	0.00	48
Feb 25	at New Orleans		2.0	0	0	0	1	3	0	0	0	0	0	0	0	8-2	0-0	1	0.00	29
Mar 04	at UAB		0.1	3	3	3	0	0	1	0	0	0	0	0	0	0-4	0-0	1	6.23	12
Mar 11	at UNLV		0.1	2	3	3	1	0	0	0	0	0	0	0	0	3-13	0-0	1	11.57	11
Mar 14	vs Missouri State		0.1	1	1	1	1	0	0	0	0	0	0	0	0	3-8	0-0	1	12.60	13
Mar 21	LORAS COLLEGE		2.2	1	1	1	1	4	0	0	0	0	0	0	0	6-4	0-0	1	9.39	31
Mar 28	BRADLEY		1.0	0	0	0	2	1	0	0	0	0	0	0	0	13-9	0-0	1	8.31	22
Mar 31	at Illinois		0.0	3	3	3	0	0	0	0	0	1	0	0	0	12-13	0-0	1	11.42	18
Apr 04	GRAND VIEW		1.0	0	0	0	1	1	0	0	0	0	0	1	0	4-2	0-0	1	10.24	16
Totals		0	9.2	11	11	11	10	10	1	0	0	1	0	1	0	57-61	0-0	1	10.24	-

CAREER-HIGHS

IP: 3.0 vs. MINNESOTA, 5/27/17

H: 3, 3X, LAST AT ILLINOIS, 3/31/18

R: 4 AT ILLINOIS, 5/19/17

ER: 3, 4X, LAST AT ILLINOIS, 3/31/18

SO: 4 vs. LORAS COLLEGE, 3/21/18

BB: 3, 2X, LAST vs. OAKLAND, 2/17/18

SEASON HIGHLIGHTS

- Has a low 90s fastball... is 0-0 with a 10.24 ERA in nine appearances with one save
- Earned his first career save, allowing one hit in two shutout innings against Oakland (2/17)
- Collegiate Baseball Freshman All-American... went 5-1 with a 3.18 ERA over 18 appearances in 2017... allowed just 18 hits over 28 1/3 innings and had 26 strikeouts, but 23 walks... holding opponents to a .186 batting average
- One of four team captains for 2018 season
- Rated as the 30th-best MLB Draft prospect in the Big Ten by D1Baseball.com

CAREER STATS

YEAR	ERA	W-L	APP	GS	CG	SHO	SV	IP	H	R	ER	BB	SO
2017	3.18	5-1	18	0	0	0/0	0	28.1	18	15	10	23	26
2018	10.24	0-0	9	0	0	0/0	1	9.2	11	11	11	10	10
TOTALS	4.97	5-1	27	0	0	0/0	1	38.0	29	26	21	33	36



STARTING LINEUPS BY GAME

Date	Opp.	C	1B	2B	3B	SS	LF	CF	RF	DH/P
2/16	Toledo	Cropley	Hoeg	Boe	Elion	Crowl	Wetrich	Norman	Neustrom	McCleary
2/17	Oakland	Cropley	Judkins	Boe	Elion	Crowl	Hoeg	Norman	Neustrom	McCleary
2/18	Old Dom.	Cropley	Hoeg	Boe	Elion	Crowl	Norman	Jenkins	Neustrom	Judkins
2/23	Va. Tech	Cropley	Hoeg	Boe	Elion	Crowl	Norman	Jenkins	Neustrom	Judkins
2/24	Ball State	Cropley	Hoeg	Crowl	Elion	Wetrich	Norman	Jenkins	Neustrom	Guzzo
2/25	UNO	Cropley	Judkins	Boe	Hoeg	Crowl	Norman	Jenkins	Neustrom	Guzzo
2/27	Cornell	McCleary	Hoeg	Boe	Elion	Crowl	Wetrich	Jenkins	Neustrom	Cropley
3/2	at UAB	Cropley	Hoeg	Boe	Elion	Crowl	Norman	Jenkins	Neustrom	Wetrich
3/3	at UAB	Cropley	Hoeg	Boe	Elion	Crowl	Norman	Jenkins	Neustrom	McCleary
3/4	at UAB	Cropley	Hoeg	Boe	Elion	Crowl	Norman	Jenkins	Neustrom	Guzzo
3/9	at UNLV	Cropley	Hoeg	Boe	Elion	Crowl	Norman	Jenkins	Neustrom	Guzzo
3/10	at UNLV	Cropley	Hoeg	Wetrich	Elion	Crowl	Farley	Norman	Neustrom	Guzzo
3/11	at UNLV	McCleary	Hoeg	Boe	Elion	Crowl	Massner	Cropley	Neustrom	Guzzo
3/14	vs. Mo. St.	Cropley	Guzzo	Boe	Hoeg	Crowl	Massner	Norman	Neustrom	Elion
3/17-1	Evansville	Cropley	Guzzo	Boe	Hoeg	Crowl	Massner	Jenkins	Neustrom	Whelan
3/17-2	Evansville	Cropley	Guzzo	Boe	Hoeg	Crowl	Wetrich	Jenkins	Neustrom	Whelan
3/18	Evansville	Berst	Guzzo	Boe	Hoeg	Crowl	Wetrich	Cropley	Neustrom	Whelan
3/20	Saint Louis	McCleary	Guzzo	Boe	Hoeg	Crowl	Cropley	Jenkins	Neustrom	Whelan
3/21	Loras College	Berst	Hoeg	Wetrich	Elion	Crowl	Cropley	Norman	Neustrom	Whelan
3/23-1	Indiana	Cropley	Guzzo	Boe	Hoeg	Crowl	Norman	Jenkins	Neustrom	Whelan
3/23-2	Indiana	Cropley	Guzzo	Boe	Hoeg	Crowl	Norman	Jenkins	Neustrom	Whelan
3/28	Bradley	Cropley	Guzzo	Boe	Hoeg	Crowl	Norman	Jenkins	Neustrom	Whelan
3/30	at Illinois	Cropley	Guzzo	Boe	Hoeg	Crowl	Norman	Jenkins	Neustrom	Whelan
3/31	at Illinois	Cropley	Hoeg	Boe	Elion	Crowl	Wetrich	Jenkins	Neustrom	Whelan
4/1	at Illinois	Cropley	Guzzo	Boe	Elion	Crowl	Wetrich	Jenkins	Neustrom	Whelan
4/4	G. View	McCleary	Guzzo	Boe	Elion	Crowl	Cropley	Jenkins	Neustrom	Whelan
4/7-1	Ohio St.	Cropley	Hoeg	Boe	Elion	Crowl	Wetrich	Jenkins	Neustrom	Whelan
4/7-2	Ohio St.	Cropley	Guzzo	Boe	Elion	Crowl	Norman	Jenkins	Neustrom	Whelan
4/8	Ohio St.	Cropley	Guzzo	Boe	Elion	Crowl	Norman	Jenkins	Neustrom	Whelan
4/11	Coe College	McCleary	Guzzo	Boe	Elion	Crowl	Cropley	Jenkins	Neustrom	Judkins
4/13-1	Nebraska	Cropley	Guzzo	Boe	Elion	Crowl	Norman	Jenkins	Neustrom	Whelan
4/13-2	Nebraska	Cropley	Hoeg	Boe	Elion	Crowl	Wetrich	Jenkins	Neustrom	Whelan
4/17	N. Illinois	McCleary	Judkins	Boe	Elion	Crowl	Cropley	Jenkins	Neustrom	Whelan
4/20	Minnesota	Cropley	Guzzo	Boe	Elion	Crowl	Norman	Jenkins	Neustrom	Whelan
4/21	Minnesota	Cropley	Hoeg	Boe	Elion	Crowl	Wetrich	Jenkins	Neustrom	Whelan
4/22	Minnesota	Cropley	Judkins	Boe	Elion	Crowl	Wetrich	Jenkins	Neustrom	Whelan
4/25	Milwaukee	Cropley	Judkins	Boe	Elion	Crowl	Wetrich	Jenkins	Neustrom	Whelan

PINCH-HITTING BREAKDOWN

Player	Avg.	AB-H-RBI	2B-3B-HR	BB-HBP-50
Matt Berst	1.000	1-1-0	0-0-0	0-0-0
Lorenzo Elion	.500	2-1-1	0-0-0	0-0-0
Luke Farley	.000	10-0-0	0-0-0	1-0-4
Austin Guzzo	.250	8-2-2	1-0-0	1-1-3
Justin Jenkins	.000	1-0-0	0-0-0	0-0-1
Grant Judkins	.250	4-1-0	1-0-0	2-0-1
Kace Massner	.000	5-0-0	0-0-0	1-0-3
Brett McCleary	.000	3-0-0	0-0-0	1-0-3
Ben Norman	.000	3-0-0	0-0-0	1-0-1
Zion Pettigrew	.200	5-1-1	0-0-0	0-0-1
Trenton Wallace	.000	3-0-0	0-0-0	1-0-1
Tanner Wetrich	.250	8-2-0	2-0-0	2-0-3

STARTING LINEUPS - BATTING ORDER

- Whelan (22), Jenkins (7), Norman (5), Hoeg (3)
- Neustrom (25), Crowl (9), Elion (2), Jenkins (1)
- Cropley (26), Neustrom (11)
- Guzzo (18), Cropley (11), Crowl (3), Elion (2), Judkins (2), Neustrom (1)
- Crowl (13), Elion (10), Guzzo (5), Wetrich (4), Judkins (3), McCleary (2), Hoeg (1)
- Crowl (10), Hoeg (9), Elion (8), Wetrich (7), Massner (2), McCleary (1)
- Jenkins (16), Hoeg (5), Norman (4), Elion (3), McCleary (2), Wetrich (2), Judkins (2), Boe (1), Farley (1), Crowl (1)
- Norman (11), Hoeg (9), McCleary (4), Boe (3), Elion (3), Jenkins (2), Wetrich (2), Crowl (1), Massner (1), Judkins (1)
- Boe (30), Jenkins (4), Berst (2), Norman (1)

CAREER MULTI-HIT GAMES

Player	2015	2016	2017	2018	Total
Matt Berst	--	--	--	1	1
Mitchell Boe	--	2	12	7	21
Tyler Cropley	--	--	15	16	31
Kyle Crowl	--	--	--	7	7
Zach Daniels	--	4	--	--	4
Lorenzo Elion	--	--	--	7	7
Luke Farley	--	2	--	1	3
Austin Guzzo	2	6	4	1	13
Matt Hoeg	--	--	15	5	20
Justin Jenkins	--	--	--	5	5
Grant Judkins	--	--	7	--	7
Brett McCleary	--	--	--	1	1
Robert Neustrom	--	12	25	14	51
Ben Norman	--	--	18	2	20
Tanner Wetrich	--	--	--	5	5
Chris Whelan	--	--	22	8	30

CAREER MULTI-RBI GAMES

Player	2015	2016	2017	2018	Total
Mitchell Boe	--	--	6	4	10
Tyler Cropley	--	--	9	8	17
Kyle Crowl	--	--	1	4	5
Zach Daniels	--	1	--	--	1
Lorenzo Elion	--	--	--	6	6
Luke Farley	--	3	--	--	3
Austin Guzzo	1	6	1	2	10
Matt Hoeg	--	--	12	2	14
Justin Jenkins	--	--	1	4	5
Grant Judkins	--	--	4	1	5
Brett McCleary	--	--	--	1	1
Robert Neustrom	11	5	12	5	22
Ben Norman	--	--	7	2	9
Tanner Wetrich	--	--	--	3	3
Chris Whelan	--	--	6	1	7

HITTING/ON-BASE STREAKS

Player	Hitting	Career	On-Base	Career
Matt Berst	--	1	--	1
Mitchell Boe	--	8	1	14
Tyler Cropley	6	12	8	16
Kyle Crowl	--	8	--	14
Zach Daniels	--	5	--	5
Lorenzo Elion	2	4	2	6
Luke Farley	--	3	--	6
Matt Hoeg	2	8	5	12
Austin Guzzo	--	5	--	11
Justin Jenkins	2	4	2	8
Grant Judkins	--	6	1	15
Kace Massner	--	1	--	2
Brett McCleary	--	2	--	4
Robert Neustrom	1	14	1	16
Ben Norman	1	5	2	14
Zion Pettigrew	--	1	--	2
Trenton Wallace	--	--	1	1
Tanner Wetrich	3	3	3	6
Chris Whelan	--	7	8	14



STARTING PITCHERS

Pitcher	Date	Opp.	Dec.	IP	H	R	ER	BB	SO	NP	Score	Final
Allgeyer	2/16	vs. Toledo	ND	5.0	4	3	0	3	7	90	1-3	4-3
McDonald	2/17	vs. Oakland	ND	3.0	7	5	5	1	1	51	5-5	8-6
Schanuel	2/18	vs. Old Dom.	W	3.2	2	0	0	2	4	61	3-0	4-1
Allgeyer	2/23	vs. Virginia Tech	ND	7.0	5	1	1	0	8	91	1-1	2-1
Schanuel	2/24	vs. Ball State	L	3.1	5	7	6	4	4	82	2-7	6-14
McDonald	2/25	at New Orleans	W	7.0	3	2	0	1	4	88	6-2	8-2
Wallace	2/27	Cornell College	W	3.0	4	0	0	0	4	42	8-0	15-1
Allgeyer	3/2	at UAB	W	6.2	4	1	1	1	4	90	3-1	4-1
Schanuel	3/3	at UAB	W	5.0	1	0	0	4	7	82	3-0	11-3
McDonald	3/4	at UAB	L	5.0	5	1	1	1	4	82	0-1	0-4
Allgeyer	3/9	at UNLV	L	6.0	6	3	3	2	5	92	0-3	0-4
Schanuel	3/10	at UNLV	L	5.0	5	2	2	4	4	94	2-1	2-11
McDonald	3/11	at UNLV	ND	4.1	6	3	3	1	3	88	2-3	3-13
Dreyer	3/14	vs. Missouri St.	L	2.1	4	4	3	1	6	59	2-4	3-8
Allgeyer	3/17	Evansville-1	W	6.0	4	1	1	2	4	81	10-1	10-3
Schanuel	3/17	Evansville-2	W	5.0	1	0	0	4	6	108	7-0	8-3
McDonald	3/18	Evansville	ND	5.0	5	2	1	3	4	85	1-1	4-3
Wallace	3/20	Saint Louis	ND	3.0	2	2	1	1	1	47	2-2	6-7
Judkins	3/21	Loras College	ND	4.0	1	0	0	1	3	55	1-0	6-4
Allgeyer	3/23	Indiana-1	L	7.0	10	3	3	1	5	86	1-3	2-4
Schanuel	3/23	Indiana-2	W	7.0	1	0	0	4	11	110	4-0	5-1
Wallace	3/28	Bradley	ND	1.0	1	0	0	0	1	21	2-0	13-9
Allgeyer	3/30	at Illinois	W	6.1	7	5	3	1	8	--	7-5	8-5
Schanuel	3/31	at Illinois	L	2.0	7	6	6	2	1	53	0-6	12-13
McDonald	4/1	at Illinois	W	6.1	5	2	2	4	6	113	4-2	4-2
Wallace	4/4	Grand View	ND	2.0	2	2	2	0	3	28	1-2	4-2
Allgeyer	4/7	Ohio State-1	L	6.0	5	2	1	3	8	122	1-1	1-2
Schanuel	4/7	Ohio State-2	W	6.0	6	3	3	4	7	100	7-3	9-5
McDonald	4/8	Ohio State	ND	6.0	3	1	1	1	8	95	1-1	2-1
Wallace	4/11	Coe College	ND	1.0	1	0	0	0	0	19	8-0	16-1
Allgeyer	4/13	Nebraska-1	W	7.0	5	1	0	4	4	--	3-1	7-1
Schanuel	4/13	Nebraska-2	L	3.0	5	4	4	3	5	76	1-4	4-10
Wallace	4/17	N. Illinois	ND	2.0	0	0	0	1	2	25	0-0	2-0
Allgeyer	4/20	Minnesota	ND	6.1	6	3	3	2	6	91	3-3	3-4
Schanuel	4/21	Minnesota	L	2.1	4	2	2	3	5	75	0-2	0-3
McDonald	4/22	Minnesota	W	7.0	4	1	1	2	7	94	5-1	5-3
Wallace	4/25	Milwaukee	ND	2.0	6	2	2	0	3	36	3-2	12-4

STARTING PITCHER RECORDS

Pitcher	2018	Career
Nick Allgeyer	4-3	4-3
Jack Dreyer	0-1	0-1
Grant Judkins	0-0	1-0
Cole McDonald	3-1	9-5
Shane Ritter	--	0-1
Brady Schanuel	5-5	5-5
Trenton Wallace	1-0	1-0

STARTING PITCHER STATS

Pitcher	Starts	IP	W-L	R-ER	BB-K	ERA	B/AVG.
Nick Allgeyer	10	63.1	4-3	23-16	39-59	2.27	.240
Jack Dreyer	1	2.1	0-1	4-3	1-6	11.57	.364
Grant Judkins	1	4.0	0-0	0-0	1-3	0.00	.071
Cole McDonald	8	43.2	3-1	17-14	14-37	2.89	.236
Brady Schanuel	10	42.1	5-5	24-23	34-54	4.89	.231
Trenton Wallace	7	14.0	1-0	6-5	2-14	3.21	.291
TOTALS	37	169.2	13-10	74-61	71-173	3.24	.240

RUN SUPPORT

	Starts	Total Runs	Avg.
Nick Allgeyer	10	42	4.2
High: 10 vs. Evansville, 3/17			
Low: 0 at UNLV, 3/9			
Jack Dreyer	1	3	3.0
High: 3 vs. Missouri State, 3/14			
Low: 3 vs. Missouri State, 3/14			
Grant Judkins	1	6	6.0
High: 6 vs. Loras, 3/21			
High: 6 vs. Loras, 3/21			
Cole McDonald	8	34	4.3
High: 8, 2X, last vs. New Orleans, 2/25			
Low: 0 at UAB, 3/4			
Brady Schanuel	10	61	6.1
High: 12 vs. Illinois, 3/31			
Low: 0 at Minnesota, 4/21			
Trenton Wallace	7	68	9.7
High: 16 vs. Coe College, 4/11			
Low: 2 vs. Northern Illinois, 4/17			



BULLPEN STATISTICS

Pitcher	W-L-S	App.	ERA	IP	H	R	ER	BB	K	B/Avg.
Cam Baumann	1-0-0	14	5.40	10.0	12	6	6	9	15	.273
Zach Daniels	4-1-3	15	1.84	29.1	19	9	6	15	29	.172
Jack Dreyer	2-1-0	10	4.72	13.1	14	8	7	8	18	.280
Grant Judkins	0-0-0	6	4.41	16.1	17	10	8	7	14	.270
Kole Kampen	0-0-0	6	7.71	7.0	9	7	6	6	7	.321
Grant Leonard	1-0-2	17	3.21	14.0	21	7	5	3	14	.350
Derek Lieurance	1-0-0	5	5.40	5.0	1	3	3	4	4	.059
Nick Nelsen	2-1-2	15	3.18	17.0	12	7	6	5	19	.207
Ben Probst	0-0-0	12	3.29	13.2	15	8	5	5	12	.278
Shane Ritter	0-0-0	14	4.85	13.0	11	7	7	13	9	.229
Kyle Shimp	0-0-1	9	10.24	9.2	11	11	11	10	10	.297
Trenton Wallace	0-0-0	5	6.43	7.0	6	5	5	5	10	.231
TOTALS	11-3-8	--	4.35	155.1	146	88	75	90	161	.250

BULLPEN STATISTICS

Opponent	Date	W-L-S	Pitchers	Inn.	H	R-ER	BB-SO
vs. Toledo	2/16	1-0-0	Ritter, Daniels, Leonard	4.0	3	0-0	5-5
vs. Oakland	2/17	1-0-1	Dreyer, Nelsen, Shimp	6.0	5	1-0	6-6
vs. Old Dom.	2/18	0-0-1	Wallace, Leonard, Baumann, Daniels	5.1	4	1-1	4-5
vs. Virginia Tech	2/23	1-0-0	Daniels	3.0	1	0-0	1-4
vs. Ball State	2/24	0-0-0	Nelsen, Baumann, Judkins, Probst	5.2	9	7-6	2-7
at New Orleans	2/25	0-0-0	Shimp	2.0	0	0-0	1-3
Cornell College	2/27	0-0-0	Ritter, Dreyer, Lieurance, Kampen, Leonard, Probst	6.0	2	1-1	1-8
at UAB	3/2	0-0-1	Leonard, Daniels	2.1	2	0-0	1-3
at UAB	3/3	0-0-0	Wallace, Nelsen, Probst	4.0	5	3-3	1-6
at UAB	3/4	0-0-0	Shimp, Leonard, Ritter, Dreyer	4.0	5	3-3	0-2
at UNLV	3/9	0-0-0	Ritter, Baumann	2.0	2	1-1	3-3
at UNLV	3/10	0-0-0	Leonard, Dreyer, Nelsen, Lieurance, Kampen	3.0	7	9-9	2-2
at UNLV	3/11	0-1-0	Daniels, Ritter, Shimp, Leonard, Wallace, Probst	3.2	10	10-5	1-3
vs. Missouri St.	3/14	0-0-0	Wallace, Ritter, Shimp, Leonard, Baumann, Kampen	6.2	6	4-4	4-7
Evansville-1	3/17	0-0-0	Nelsen, Probst	3.0	4	2-1	0-1
Evansville-2	3/17	0-0-0	Ritter, Baumann, Leonard	4.0	1	3-3	3-3
Evansville	3/18	1-0-1	Daniels, Leonard	4.0	3	1-1	1-6
Saint Louis	3/20	0-1-0	Probst, Nelsen, Dreyer, Ritter, Kampen	6.0	7	5-5	8-6
Loras College	3/21	1-0-0	Shimp, Baumann, Leonard, Nelsen	5.0	5	4-4	2-7
Indiana-1	3/23	0-0-0	Ritter, Baumann, Nelsen	2.0	1	1-1	4-3
Indiana-2	3/23	0-0-0	Daniels	2.0	1	1-1	1-1
Bradley	3/28	1-0-0	Probst, Shimp, Dreyer, Baumann, Kampen, Judkins, Leonard, Ritter, Daniels	8.0	11	9-7	10-8
at Illinois	3/30	0-0-1	Daniels, Leonard	2.2	0	0-0	2-3
at Illinois	3/31	0-0-0	Shimp, Judkins, Nelsen, Kampen, Probst	6.0	10	7-7	4-5
at Illinois	4/1	0-0-1	Daniels, Leonard, Nelsen	2.2	3	0-0	2-2
Grand View	4/4	1-0-1	Lieurance, Dreyer, Shimp, Baumann, Ritter, Probst, Nelsen	7.0	2	0-0	1-10
Ohio State-1	4/7	0-0-0	Judkins	3.0	3	0-0	1-3
Ohio State-2	4/7	0-0-0	Nelsen, Baumann	3.0	4	2-2	1-3
Ohio State	4/8	1-0-0	Daniels	3.0	1	0-0	1-3
Coe College	4/11	1-0-0	Probst, Dreyer, Lieurance, Ritter, Baumann, Leonard	8.0	8	1-1	1-9
Nebraska-1	4/13	0-0-0	Daniels	2.0	2	0-0	1-2
Nebraska-2	4/13	0-0-0	Nelsen, Judkins, Baumann, Leonard, Lieurance, Wallace	5.0	5	6-6	7-2
N. Illinois	4/17	1-0-1	Probst, Dreyer, Ritter, Baumann, Nelsen, Daniels	7.0	1	0-0	4-3
Minnesota	4/20	0-1-0	Nelsen, Daniels	1.2	2	1-1	1-1
Minnesota	4/21	0-0-0	Nelsen, Judkins	5.2	3	1-1	1-3
Minnesota	4/22	0-0-0	Daniels	2.0	1	2-2	1-1
Milwaukee	4/25	1-0-0	Ritter, Dreyer, Baumann, Probst, Leonard	7.0	7	2-0	1-12

SAVE OPPORTUNITIES

Pitcher	2018	Career
Nick Allgeyer	--	3/3
Zach Daniels	3/3	9/11
Grant Leonard	2/2	2/2
Nick Nelsen	2/2	2/2
Shane Ritter	--	5/5
Kyle Shimp	1/1	1/1

INHERITED RUNNERS

Pitcher	2018	Career
Nick Allgeyer	--	14/3
Cam Baumann	8/1	8/1
Zach Daniels	14/2	60/17
Jack Dreyer	2/2	2/2
Grant Judkins	6/4	8/4
Kole Kampen	5/2	5/2
Grant Leonard	24/12	24/12
Derek Lieurance	2/0	2/0
Cole McDonald	--	0/0
Nick Nelsen	27/7	54/17
Ben Probst	3/0	3/0
Shane Ritter	2/1	23/13
Kyle Shimp	1/1	13/2
Trenton Wallace	8/1	8/1



2018 IOWA BASEBALL OVERALL STATISTICS

Record: 24-13 Home: 13-3 Away: 7-8 Neutral: 4-2 B1G: 7-6

Player	avg	gp-gs	ab	r	h	2b	3b	hr	rbi	tb	slg%	bb	hp	so	gdp	ob%	sf	sh	sb-att	po	a	e	fld%	
5 Cropley, Tyler	.365	37-37	137	28	50	16	0	5	32	81	.591	17	9	19	4	.458	3	0	2-5	265	17	2	.993	
44 Neustrom, Robert	.324	37-37	148	31	48	8	0	6	20	74	.500	14	1	24	4	.384	1	0	1-1	58	0	1	.983	
1 Elion, Lorenzo	.297	32-28	111	10	33	2	1	2	24	43	.387	3	3	26	2	.325	3	1	4-6	18	36	11	.831	
23 Crowl, Kyle	.242	37-37	132	28	32	4	1	5	23	53	.402	18	8	29	1	.360	3	2	0-0	52	99	5	.968	

28 Whelan, Chris	.333	22-22	90	21	30	3	0	2	4	39	.433	9	3	9	1	.412	0	0	2-3	0	0	0	.000	
16 Wetrich, Tanner	.268	25-15	56	14	15	4	1	1	9	24	.429	9	2	16	1	.382	1	0	3-4	25	9	6	.850	
6 Jenkins, Justin	.258	34-30	93	17	24	5	0	1	16	32	.344	20	4	32	1	.403	2	4	2-4	59	2	2	.968	
20 Guzzo, Austin	.253	31-22	75	17	19	4	0	2	10	29	.387	16	2	25	0	.398	0	0	1-1	108	7	4	.966	
13 Berst, Matt	.250	6-2	8	1	2	0	0	0	0	2	.250	0	0	4	0	.250	0	0	0-0	30	2	0	1.000	
3 Hoeg, Matt	.245	36-27	98	11	24	3	0	1	13	30	.306	12	1	28	1	.327	2	0	2-3	149	30	2	.989	
4 Boe, Mitchell	.240	35-34	100	14	24	8	0	0	14	32	.320	12	1	18	5	.322	2	4	2-3	51	77	4	.970	
14 Pettigrew, Zion	.214	11-0	14	2	3	0	0	0	3	3	.214	3	0	5	1	.353	0	0	0-0	6	8	1	.933	
9 Norman, Ben	.176	33-21	74	6	13	2	3	0	8	21	.284	8	4	23	3	.287	1	3	1-2	40	0	0	1.000	
32 McCleary, Brett	.172	16-9	29	3	5	0	0	0	5	5	.172	8	1	8	0	.350	2	0	0-1	48	4	1	.981	
7 Judkins, Grant	.154	15-8	26	3	4	2	0	0	3	6	.231	11	1	7	0	.421	0	0	1-1	40	6	0	1.000	
8 Farley, Luke	.150	14-1	20	4	3	1	1	0	1	6	.300	1	1	6	0	.227	0	0	0-0	4	0	1	.800	
37 Massner, Kace	.067	12-3	15	3	1	0	0	0	2	1	.067	3	0	7	0	.222	0	0	2-2	1	0	0	1.000	
38 Wallace, Trenton	.000	5-0	3	0	0	0	0	0	0	0	.000	1	0	1	0	.250	0	0	0-0	7	5	0	1.000	
Totals	.269	37	1229	213	330	62	7	25	187	481	.391	165	41	287	24	.368	20	14	23-36	975	350	41	.970	
Opponents	.245	37	1218	162	298	56	3	27	150	441	.362	161	31	334	32	.345	11	21	13-24	958	315	47	.964	

LOB - Team (300), Opp (305). DPs turned - Team (39), Opp (31). CI - Team (0), Opp (2). IBB - Team (1), Wetrich 1, Opp (8).
 Picked off - Elion 2, Neustrom 2, Berst 1, Cropley 1, Boe 1, Crowl 1, McCleary 1.

(All games Sorted by Earned run avg)

Player	era	w-l	app	gs	cg	sho	sv	ip	h	r	er	bb	so	2b	3b	hr	b/avg	wp	hp	bks	sfa	sha
24 Allgeyer, Nick	2.27	4-3	10	10	0	0/0	0	63.1	56	23	16	19	59	11	0	5	.240	1	4	1	0	7
11 McDonald, Cole	2.89	3-1	8	8	0	0/0	0	43.2	38	17	14	14	37	3	0	4	.236	0	1	0	1	1
27 Schanuel, Brady	4.89	5-5	10	10	0	0/0	0	42.1	37	24	23	34	54	14	0	4	.231	4	4	0	1	2

2 Daniels, Zach	1.84	4-1	15	0	0	0/1	3	29.1	17	9	6	15	29	3	1	1	.172	5	3	1	2	2
12 Nelsen, Nick	3.18	2-1	16	0	0	0/1	2	17.0	12	7	6	5	19	3	0	2	.207	0	3	2	0	2
43 Leonard, Grant	3.21	1-0	17	0	0	0/0	2	14.0	21	7	5	3	14	1	0	1	.350	1	0	0	1	1
19 Probst, Ben	3.29	0-0	12	0	0	0/1	0	13.2	15	8	5	5	12	2	0	1	.278	1	2	0	0	1
7 Judkins, Grant	3.54	0-0	7	1	0	0/0	0	20.1	18	10	8	8	17	5	2	1	.234	1	0	2	3	0
38 Wallace, Trenton	4.29	1-0	12	7	0	0/1	0	21.0	22	11	10	7	24	3	0	3	.272	1	3	1	1	2
18 Ritter, Shane	4.85	0-0	14	0	0	0/1	0	13.0	11	7	7	13	9	3	0	1	.229	4	2	0	0	0
35 Baumann, Cam	5.40	1-0	14	0	0	0/1	0	10.0	12	6	6	9	15	1	0	0	.273	2	1	0	0	0
10 Lieurance, Derek	5.40	1-0	5	0	0	0/0	0	5.0	1	3	3	4	4	0	0	0	.059	2	1	0	0	0
33 Dreyer, Jack	5.74	2-2	11	1	0	0/1	0	15.2	18	12	10	9	24	4	0	1	.295	2	6	0	0	0
22 Kampen, Kole	7.71	0-0	6	0	0	0/0	0	7.0	9	7	6	6	7	2	0	3	.321	1	0	0	1	0
45 Shimp, Kyle	10.24	0-0	9	0	0	0/0	1	9.2	11	11	11	10	10	1	0	0	.297	1	1	0	1	3
Totals	3.77	24-13	37	37	0	1/1	8	325.0	298	162	136	161	334	56	3	27	.245	26	31	7	11	21
Opponents	4.88	13-24	37	37	0	3/3	7	319.1	330	213	173	165	287	62	7	25	.269	45	41	3	20	14

PB - Team (8), Cropley 5, McCleary 2, Berst 1, Opp (10). Pickoffs - Team (4), Dreyer 1, Wallace 1, Cropley 1, Nelsen 1, Opp (9). SBA/ATT - Cropley (10-17), McDonald (4-5), Allgeyer (0-3), McCleary (2-3), Nelsen (1-3), Ritter (1-3), Dreyer (2-2), Wallace (0-2), Daniels (1-2), Shimp (1-1), Schanuel (1-1), Kampen (1-1), Judkins (1-1), Berst (1-1).



2018 IOWA BASEBALL OVERALL STATISTICS - BIG TEN ONLY

Record: 7-6 Home: 3-2 Away: 4-4 B1G: 7-6

Player	avg	gp-gs	ab	r	h	2b	3b	hr	rbi	tb	slg%	bb	hp	so	gdp	ob%	sf	sh	sb-att	po	a	e	fld%	
5 Cropley, Tyler	.404	13-13	47	13	19	5	0	3	8	33	.702	7	3	8	1	.500	1	0	1-2	114	8	0	1.000	
28 Whelan, Chris	.263	13-13	57	9	15	3	0	2	4	24	.421	3	1	7	1	.311	0	0	1-1	0	0	0	.000	
44 Neustrom, Robert	.250	13-13	56	9	14	5	0	2	7	25	.446	3	0	12	2	.288	0	0	0-0	18	0	0	1.000	
23 Crawl, Kyle	.250	13-13	44	7	11	1	0	1	6	15	.341	6	3	9	0	.364	2	1	0-0	19	38	2	.966	
1 Elion, Lorenzo	.175	10-10	40	1	7	0	0	0	6	7	.175	2	0	8	1	.214	0	0	1-2	4	10	3	.824	

8 Farley, Luke	.400	3-0	5	1	2	1	1	0	0	5	1.000	0	0	1	0	.400	0	0	0-0	0	0	0	.000	
14 Pettigrew, Zion	.333	2-0	3	1	1	0	0	0	1	1	.333	1	0	0	1	.500	0	0	0-0	3	3	0	1.000	
6 Jenkins, Justin	.263	13-13	38	6	10	3	0	1	6	16	.421	7	1	12	0	.383	1	1	0-2	26	2	2	.933	
16 Wetrich, Tanner	.263	8-6	19	4	5	0	0	1	4	8	.421	3	0	6	0	.348	1	0	1-2	14	0	0	1.000	
9 Norman, Ben	.217	10-7	23	2	5	1	1	0	1	8	.348	0	1	6	1	.240	1	1	0-0	13	0	0	1.000	
4 Boe, Mitchell	.216	13-13	37	3	8	2	0	0	7	10	.270	5	0	6	2	.295	2	1	1-1	17	33	2	.962	
20 Guzzo, Austin	.160	12-8	25	6	4	1	0	0	2	5	.200	8	1	9	0	.382	0	0	0-0	58	2	1	.984	
3 Hoeg, Matt	.115	12-7	26	0	3	0	0	0	3	3	.115	2	0	7	1	.179	0	0	0-0	44	10	0	1.000	
7 Judkins, Grant	.111	5-1	9	0	1	1	0	0	1	2	.222	0	0	2	0	.111	0	0	0-0	7	2	0	1.000	
Totals	.245	13	429	62	105	23	2	10	56	162	.378	47	10	93	10	.328	8	4	5-10	339	124	11	.977	
Opponents	.248	13	419	54	104	25	2	11	52	166	.396	61	6	113	17	.348	6	4	2-8	342	119	15	.968	

LOB - Team (94), Opp (103). DPs turned - Team (18), Opp (11). IBB - Team (1), Wetrich 1, Opp (6). Picked off - Elion 1.

(B1G games only Sorted by Earned run avg)

Player	era	w-l	app	gs	cg	sho	sv	ip	h	r	er	bb	so	2b	3b	hr	b/avg	wp	hp	bk	sfa	sha		
11 McDonald, Cole	1.86	2-0	3	3	0	0/0	0	19.1	12	4	4	7	21	1	0	1	.176	0	0	0	1	0		
2 Daniels, Zach	2.08	1-0	7	0	0	0/0	0	13.0	8	3	3	9	10	3	0	0	.178	3	1	0	2	0		
24 Allgeyer, Nick	2.76	2-2	5	5	0	0/0	0	32.2	33	14	10	11	31	6	0	4	.268	0	2	0	0	2		
7 Judkins, Grant	3.95	0-0	4	0	0	0/0	0	13.2	13	6	6	6	11	3	2	1	.260	0	0	1	2	0		
27 Schanuel, Brady	6.64	2-3	5	5	0	0/0	0	20.1	23	15	15	16	29	9	0	3	.284	1	1	0	1	1		

43 Leonard, Grant	0.00	0-0	3	0	0	0/0	1	3.0	2	0	0	0	2	1	0	0	.182	0	0	0	0	0		
19 Probst, Ben	0.00	0-0	1	0	0	0/0	0	0.2	0	0	0	0	0	0	0	0	.000	0	0	0	0	0		
38 Wallace, Trenton	0.00	0-0	1	0	0	0/0	0	0.1	0	0	0	0	1	0	0	0	.000	0	0	0	0	0		
12 Nelsen, Nick	2.35	0-1	7	0	0	0/0	1	7.2	3	2	2	3	5	1	0	1	.136	0	1	1	0	1		
10 Lieurance, Derek	13.50	0-0	1	0	0	0/0	0	0.2	0	1	1	3	0	0	0	0	.000	0	0	0	0	0		
35 Baumann, Cam	27.00	0-0	3	0	0	0/0	0	1.0	3	3	3	3	2	0	0	0	.500	1	1	0	0	0		
18 Ritter, Shane	27.00	0-0	1	0	0	0/0	0	0.1	1	1	1	1	0	0	0	0	.500	0	0	0	0	0		
22 Kampen, Kole	54.00	0-0	1	0	0	0/0	0	0.1	3	2	2	2	1	1	0	1	.750	0	0	0	0	0		
45 Shimp, Kyle	99.00	0-0	1	0	0	0/0	0	0.0	3	3	3	0	0	0	0	0	1.000	1	0	0	0	0		
Totals	3.98	7-6	13	13	0	0/0	2	113.0	104	54	50	61	113	25	2	11	.248	6	6	2	6	4		
Opponents	4.03	6-7	13	13	0	1/1	5	114.0	105	62	51	47	93	23	2	10	.245	12	10	1	8	4		

PB - Team (2), Cropley 2, Opp (4). Pickoffs - Team (1), Nelsen 1, Opp (1). SBA/ATT - Cropley (2-7), Allgeyer (0-3), Nelsen (1-3), McDonald (1-1), Daniels (0-1).



2018 IOWA BASEBALL GAME SUMMARY

Score by innings	1	2	3	4	5	6	7	8	9	EX	Total
Iowa	45	14	33	24	17	16	17	20	26	1	213
Opponents	16	7	32	17	10	31	25	17	7	0	162

Record when ...

Overall	24-13	After 6 leading	19-0
Conference	7-6 trailing	2-12
Non-Conference	17-7 tied	3-1
Home games	13-3	After 7 leading	18-0
Away games	7-8 trailing	2-13
Neutral site	4-2 tied	4-0
Day games	20-12	After 8 leading	20-0
Night games	4-1 trailing	1-13
vs Left starter	5-2 tied	3-0
vs Right starter	19-11		
1-Run games	4-4	Hit 0 home runs	11-8
2-Run games	6-1	... 1 home run	9-4
5+Run games	8-5	... 2+ home runs	4-1
Extra innings	1-0		
Shutouts	1-3	Opponent 0 home runs	16-6
	 1 home run	7-0
	 2+ HRs	1-7
Scoring 0-2 runs	3-6		
..... 3-5 runs	8-4		
..... 6-9 runs	7-2	Made 0 errors	5-6
..... 10+ runs	6-1 1 error	9-5
	 2+ errors	10-2
Opponent 0-2 runs	12-1		
..... 3-5 runs	10-5	Opp. made 0 errors	8-5
..... 6-9 runs	2-2 1 error	5-6
..... 10+ runs	0-5 2+ errors	11-2
Scored in 1st inning	11-3	Out-hit opponent	18-2
Opp. scored in 1st	7-4	Out-hit by opponent	4-10
Scores first	16-4	Hits are tied	2-1
Opp. scores first	8-9		

Record when team scores:

Runs	0	1	2	3	4	5	6	7	8	9	10+
W-L	0-3	0-1	3-2	0-3	6-1	2-0	1-2	1-0	4-0	1-0	6-1

Record when opponent scores:

Runs	0	1	2	3	4	5	6	7	8	9	10+
W-L	1-0	8-0	3-1	6-1	2-4	2-0	1-0	0-1	0-1	1-0	0-5

Record when leading after:

Inn.	1	2	3	4	5	6	7	8
W-L	9-2	12-2	16-1	16-0	17-2	19-0	18-0	20-0

Record when trailing after:

Inn.	1	2	3	4	5	6	7	8
W-L	3-4	3-5	3-7	3-8	3-8	2-12	2-13	1-13

Record when tied after:

Inn.	1	2	3	4	5	6	7	8
W-L	12-7	9-6	5-5	5-5	4-3	3-1	4-0	3-0

Current winning streak: 2

Longest winning streak: 4

Longest losing streak: 5

Home attendance : 6505 (13 dates avg = 500)

Away attendance : 16318 (20 dates avg = 815)

Total attendance: 22823 (33 dates avg = 691)

DEFICITS OVERCOME

*Trailed 3-1 through 7 and 3-2 through 8 vs. Toledo (2/16)	W, 4-3
Trailed 6-5 through 5 vs. Oakland (2/17)	W, 8-6
Trailed 1-0 through 3 at UNLV (3/10)	L, 2-11
Trailed 1-0 through 1 at UNLV (3/11)	L, 3-13
Trailed 2-1 through 6.5 vs. Evansville (3/18)	W, 4-3
Trailed 2-0 through 2.5 and 3-2 through 4.5 vs. Saint Louis (3/20)	L, 6-7
*Trailed 4-1 through 7.5 vs. Loras College (3/21)	W, 6-4
*Trailed 9-8 through 7.5 vs. Bradley (3/28)	W, 13-9
Trailed 2-1 through 1.5 at Illinois (3/30)	W, 8-5
Trailed 2-0 through 5 at Illinois (4/1)	W, 4-2
Trailed 2-0 through 1.5 vs. Grand View (4/4)	W, 4-2
Trailed 1-0 through .5 vs. Ohio State (4/7)	W, 9-5
Trailed 1-0 through 1 at Nebraska (4/13)	W, 7-1
Trailed 2-0 through 1/2 inning vs. Milwaukee (4/25)	W, 12-4

*Walkoff wins



2018 IOWA BASEBALL HITTING STATS

Date	Opponent	ab	r	h	rbi	2b	3b	hr	tb	bb	ibb	sb	cs	hbp	sac	sf	gdp	k	po	a	e	lob	avg
Feb 16	vs Toledo	33	4	10	4	0	0	1	13	4	0	0	0	0	0	0	0	7	27	10	2	8	.303
Feb 17	vs Oakland	33	8	11	8	3	0	1	17	4	0	5	0	2	0	1	0	9	27	10	0	8	.318
Feb 18	vs Old Dominion	36	4	10	4	1	0	0	11	5	0	1	0	0	0	1	1	8	27	8	2	11	.304
Feb 23	vs Virginia Tech	33	2	4	1	0	0	1	7	3	0	1	0	1	0	0	1	15	30	11	1	6	.259
Feb 24	vs Ball St.	36	6	10	3	0	0	0	10	6	0	1	0	1	0	0	0	14	24	3	2	10	.263
Feb 25	at New Orleans	37	8	12	8	2	0	1	17	9	0	2	1	2	1	0	0	6	27	13	2	14	.274
Feb 27	CORNELL COLLEGE	32	15	10	14	1	1	0	13	9	0	0	1	2	1	2	0	6	27	7	0	7	.279
Mar 02	at UAB	32	4	6	2	0	1	0	8	5	0	0	0	0	1	0	1	10	27	12	0	7	.268
Mar 03	at UAB	33	11	11	9	2	1	0	15	10	0	3	1	4	2	2	1	8	27	6	2	14	.275
Mar 04	at UAB	30	0	5	0	1	0	0	6	0	0	0	0	2	0	0	2	10	24	11	0	5	.266
Mar 09	at UNLV	30	0	6	0	0	0	0	6	5	0	0	0	0	0	0	2	7	24	3	0	8	.260
Mar 10	at UNLV	31	2	3	2	1	0	0	4	0	0	0	0	1	1	0	0	6	24	7	1	4	.247
Mar 11	at UNLV	34	3	9	3	2	0	0	11	2	0	0	0	1	0	0	2	6	24	12	3	7	.249
Mar 14	vs Missouri State	33	3	8	2	1	0	1	12	4	0	0	0	0	0	0	0	9	27	8	1	7	.248
Mar 17	EVANSVILLE	37	10	14	9	2	0	1	19	6	0	1	0	1	0	1	0	5	27	14	2	11	.258
Mar 17	EVANSVILLE	31	8	11	8	4	1	1	20	4	0	0	0	1	1	1	2	8	27	10	1	7	.264
Mar 18	EVANSVILLE	29	4	8	4	1	0	1	12	3	0	0	0	2	1	0	0	7	27	8	1	7	.264
Mar 20	SAINT LOUIS	39	6	13	5	2	0	0	15	5	0	0	0	0	0	1	0	8	27	14	1	12	.269
Mar 21	LORAS COLLEGE	30	6	7	6	2	0	2	15	5	0	0	1	1	0	0	0	9	27	8	1	6	.267
*Mar 23	INDIANA	31	2	6	2	0	1	1	11	1	0	0	0	0	0	1	1	8	27	15	0	4	.264
*Mar 23	INDIANA	33	5	9	5	3	0	2	18	6	0	0	0	1	0	0	1	7	27	5	0	11	.264
Mar 28	BRADLEY	37	13	15	12	3	0	3	27	8	0	2	2	2	1	0	1	10	27	14	1	10	.271
*Mar 30	at Illinois	35	8	10	7	3	0	1	16	5	1	0	1	1	0	1	0	6	27	8	1	7	.272
*Mar 31	at Illinois	34	12	11	12	2	1	1	18	10	0	0	0	2	0	3	2	5	24	8	1	10	.274
*Apr 01	at Illinois	36	4	11	4	0	0	0	11	3	0	4	2	0	0	0	1	6	27	12	2	8	.275
Apr 04	GRAND VIEW	31	4	6	3	1	0	0	7	2	0	1	0	1	0	1	0	7	27	6	0	7	.273
*Apr 07	OHIO STATE	34	1	8	1	2	0	0	10	2	0	0	1	1	0	0	1	12	27	11	1	9	.271
*Apr 07	OHIO STATE	30	9	8	7	2	0	0	10	5	0	0	0	1	1	1	0	10	27	9	1	5	.271
*Apr 08	OHIO STATE	30	2	5	2	2	0	0	7	3	0	1	0	2	0	1	0	4	27	11	1	10	.268
Apr 11	COE COLLEGE	39	16	17	14	7	1	2	32	11	0	0	0	3	0	0	1	6	27	11	3	13	.274
*Apr 13	at Nebraska	37	7	10	6	6	0	0	16	5	0	0	1	2	0	0	0	11	27	14	3	10	.274
*Apr 13	at Nebraska	31	4	5	4	0	0	3	14	2	0	0	0	0	0	0	1	7	24	11	0	2	.271
Apr 17	NORTHERN ILLINOIS	30	2	8	2	0	0	0	8	2	0	1	1	1	0	1	0	8	27	16	2	8	.271
*Apr 20	at Minnesota	30	3	6	2	0	0	1	9	3	0	0	0	0	3	1	0	6	24	11	0	7	.269
*Apr 21	at Minnesota	32	0	8	0	2	0	0	10	2	0	0	0	0	0	0	3	4	24	5	0	7	.268
*Apr 22	at Minnesota	36	5	8	4	1	0	1	12	0	0	0	0	0	0	0	0	7	27	4	1	4	.267
Apr 25	MILWAUKEE	34	12	11	8	3	0	0	14	6	0	0	1	3	1	1	0	5	27	4	2	9	.269
Totals		1229	213	330	187	62	7	25	481	165	1	23	13	41	14	20	24	287	975	350	41	300	.269



2018 IOWA BASEBALL PITCHING SUMMARY

Date	Opponent	ip	h	r	er	bb	so	2b	3b	hr	wp	bk	hbp	dp	ibb	score	w-l	sv	era
Feb 16	vs Toledo	9.0	7	3	0	8	12	0	0	0	0	0	1	1	0	4-3	1-0	0	0.00
Feb 17	vs Oakland	9.0	12	6	5	7	7	1	0	1	0	1	0	1	0	8-6	2-0	1	2.50
Feb 18	vs Old Dominion	9.0	6	1	1	6	9	1	0	0	0	0	2	2	0	4-1	3-0	2	2.00
Feb 23	vs Virginia Tech	10.0	6	1	1	1	12	0	0	1	0	0	0	2	0	2-1	4-0	2	1.70
Feb 24	vs Ball St.	8.0	14	14	12	6	11	1	0	3	1	1	1	0	0	6-14	4-1	2	3.80
Feb 25	at New Orleans	9.0	3	2	0	2	7	0	0	0	0	0	1	1	0	8-2	5-1	2	3.17
Feb 27	CORNELL COLLEGE	9.0	6	1	1	1	12	1	0	0	2	0	1	0	0	15-1	6-1	2	2.86
Mar 02	at UAB	9.0	6	1	1	2	7	1	0	0	0	1	1	2	0	4-1	7-1	3	2.62
Mar 03	at UAB	9.0	6	3	2	5	13	2	0	0	0	0	2	0	0	11-3	8-1	3	2.56
Mar 04	at UAB	8.0	10	4	4	1	6	2	0	0	0	0	0	0	0	0-4	8-2	3	2.73
Mar 09	at UNLV	8.0	8	4	4	5	8	3	0	0	1	0	1	0	1	0-4	8-3	3	2.88
Mar 10	at UNLV	8.0	12	11	11	6	6	6	0	0	3	0	4	1	0	2-11	8-4	3	3.60
Mar 11	at UNLV	8.0	16	13	8	2	6	1	0	3	3	1	1	1	0	3-13	8-5	3	3.98
Mar 14	vs Missouri State	9.0	10	8	7	5	13	2	0	2	3	1	3	0	0	3-8	8-6	3	4.20
Mar 17	EVANSVILLE	9.0	8	3	2	2	5	3	0	0	0	0	0	1	0	10-3	9-6	3	4.05
Mar 17	EVANSVILLE	9.0	2	3	3	7	9	0	0	1	0	0	0	0	0	8-3	10-6	3	3.99
Mar 18	EVANSVILLE	9.0	8	3	2	4	10	1	1	0	0	0	1	0	0	4-3	11-6	4	3.87
Mar 20	SAINT LOUIS	9.0	9	7	6	9	7	2	0	2	2	0	2	2	0	6-7	11-7	4	3.99
Mar 21	LORAS COLLEGE	9.0	6	4	4	3	10	0	0	0	1	0	0	0	1	6-4	12-7	4	3.99
*Mar 23	INDIANA	9.0	11	4	4	5	8	1	0	2	1	1	1	4	2	2-4	12-8	4	3.99
*Mar 23	INDIANA	9.0	2	1	1	5	12	0	0	0	0	0	1	0	0	5-1	13-8	4	3.84
Mar 28	BRADLEY	9.0	12	9	7	10	9	3	0	1	3	0	1	2	0	13-9	14-8	4	3.99
*Mar 30	at Illinois	9.0	7	5	3	3	11	2	0	2	0	0	2	1	0	8-5	15-8	5	3.95
*Mar 31	at Illinois	8.0	17	13	13	6	6	4	1	3	1	0	1	2	0	12-13	15-9	5	4.35
*Apr 01	at Illinois	9.0	8	2	2	6	8	0	0	0	0	0	0	2	1	4-2	16-9	6	4.25
Apr 04	GRAND VIEW	9.0	4	2	2	1	13	0	0	1	0	0	1	0	0	4-2	17-9	7	4.17
*Apr 07	OHIO STATE	9.0	8	2	1	4	11	3	1	0	0	0	0	0	2	1-2	17-10	7	4.05
*Apr 07	OHIO STATE	9.0	10	5	5	5	10	3	0	0	0	0	0	1	0	9-5	18-10	7	4.08
*Apr 08	OHIO STATE	9.0	4	1	1	2	11	0	0	1	2	0	0	1	0	2-1	19-10	7	3.97
Apr 11	COE COLLEGE	9.0	9	1	1	1	9	0	0	0	1	0	0	2	0	16-1	20-10	7	3.87
*Apr 13	at Nebraska	9.0	7	1	0	5	6	2	0	0	0	0	0	4	0	7-1	21-10	7	3.74
*Apr 13	at Nebraska	8.0	10	10	10	10	7	4	0	3	0	0	1	2	1	4-10	21-11	7	3.96
Apr 17	NORTHERN ILLINOIS	9.0	1	0	0	5	5	0	0	0	0	0	1	3	0	2-0	22-11	8	3.84
*Apr 20	at Minnesota	8.0	8	4	4	3	7	2	0	0	1	0	0	1	0	3-4	22-12	8	3.85
*Apr 21	at Minnesota	8.0	7	3	3	4	8	2	0	0	1	1	0	0	0	0-3	22-13	8	3.84
*Apr 22	at Minnesota	9.0	5	3	3	3	8	2	0	0	0	0	0	0	0	5-3	23-13	8	3.82
Apr 25	MILWAUKEE	9.0	13	4	2	1	15	1	0	1	0	0	1	0	0	12-4	24-13	8	3.77
Totals		325.0	298	162	136	161	334	56	3	27	26	7	31	39	8	213-162	24-13	8	3.77



2018 IOWA BASEBALL MISCELLANEOUS STATS

Multiple Hit Games	2	3	4	5+	Total
5 Cropley, Tyler	13	3	-	-	16
44 Neustrom, Robert	11	3	-	-	14
28 Whelan, Chris	6	1	1	-	8
1 Elion, Lorenzo	4	1	1	1	7
4 Boe, Mitchell	7	-	-	-	7
23 Crowl, Kyle	7	-	-	-	7
3 Hoeg, Matt	5	-	-	-	5
6 Jenkins, Justin	5	-	-	-	5
16 Wetrich, Tanner	4	1	-	-	5
9 Norman, Ben	2	-	-	-	2
13 Berst, Matt	1	-	-	-	1
8 Farley, Luke	1	-	-	-	1
32 McCleary, Brett	1	-	-	-	1
20 Guzzo, Austin	1	-	-	-	1
TEAM	68	9	2	1	80

Multiple RBI Games	2	3	4	5+	Total
5 Cropley, Tyler	5	2	-	1	8
1 Elion, Lorenzo	3	2	-	1	6
44 Neustrom, Robert	4	1	-	-	5
4 Boe, Mitchell	3	1	-	-	4
23 Crowl, Kyle	3	-	1	-	4
6 Jenkins, Justin	3	1	-	-	4
16 Wetrich, Tanner	1	1	1	-	3
20 Guzzo, Austin	2	-	-	-	2
3 Hoeg, Matt	1	1	-	-	2
9 Norman, Ben	2	-	-	-	2
28 Whelan, Chris	1	-	-	-	1
32 McCleary, Brett	1	-	-	-	1
TEAM	29	9	2	2	42

Hitting Streaks	Longest	Current
5 Cropley, Tyler	12	6
44 Neustrom, Robert	10	1
23 Crowl, Kyle	8	-
28 Whelan, Chris	7	-
3 Hoeg, Matt	7	2
6 Jenkins, Justin	4	2
20 Guzzo, Austin	4	-
1 Elion, Lorenzo	4	2
4 Boe, Mitchell	4	-
16 Wetrich, Tanner	3	3
9 Norman, Ben	2	1
32 McCleary, Brett	2	-
13 Berst, Matt	1	-
37 Massner, Kace	1	-
8 Farley, Luke	1	-
14 Pettigrew, Zion	1	-
7 Judkins, Grant	1	-

Reached Base Streaks	Longest	Current
5 Cropley, Tyler	16	8
44 Neustrom, Robert	14	1
23 Crowl, Kyle	14	-
9 Norman, Ben	10	2
6 Jenkins, Justin	8	2
28 Whelan, Chris	8	8
3 Hoeg, Matt	7	5
1 Elion, Lorenzo	6	2
20 Guzzo, Austin	6	-
16 Wetrich, Tanner	6	3
4 Boe, Mitchell	5	1
32 McCleary, Brett	4	-
7 Judkins, Grant	3	1
14 Pettigrew, Zion	2	-
8 Farley, Luke	2	-
37 Massner, Kace	2	-
38 Wallace, Trenton	1	1
13 Berst, Matt	1	-



THE LAST TIME...

Hitting Categories:

A Hawkeye hit a walk-off home run	Tyler Cropley, March 28, 2018 vs. Bradley (W, 13-9) (grand slam)
A Hawkeye hit a lead-off home run	Matt Hoeg, March 14, 2018, vs. Missouri State (L, 3-8)
A Hawkeye hit a grand slam	Tyler Cropley, March 28, 2018 vs. Bradley (W, 13-9)
A Hawkeye hit for the cycle	Lorenzo Elion (5-for-6, 2 HR, 6 RBIs, 4 R) vs. Coe College, 4/11/18
A Hawkeye had 8 or more at-bats	^Eric Toole (3-for-8), Jake Manger (3-for-8), Joel Booker (2-for-8) vs. Sacramento State, 4/28/15
A Hawkeye hit four home runs in a game.....	Bill Heinz, April 20, 1988 at Minnesota (W, 17-3)
A Hawkeye hit three home runs in a game.....	Jake Adams, May 19, 2017, at Kansas State (3-for-4, 7 RBIs), 12-11 win (10 innings)
A Hawkeye hit two home runs in a game	Lorenzo Elion vs. Coe College, 4/11/18 (5-for-6, 2 HR, 6 RBIs, 4 R), W, 16-1
A Hawkeye had five hits in a game	^Lorenzo Elion vs. Coe College, 4/11/18 (5-for-6, 2 HR, 6 RBIs, 4 R), W, 16-1
A Hawkeye had three doubles in a game	Tyler Cropley vs. Coe College, 4/11/18 (3-for-5, 2 R, 2 RBIs), W, 16-1
A Hawkeye hit two triples in a game.....	Zach McCool, April 20, 2010 vs Western Illinois (W, 6-5)
A Hawkeye had six RBIs in a game	6, Lorenzo Elion vs. Coe College, 4/11/18 (5-for-6, 2 HR, 6 RBIs, 4 R) W, 16-1
A Hawkeye stole five bases in a game	Lance Platz at Purdue in 1979
A Hawkeye stole home	Tyler Peyton, March 15, 2014 vs. Georgetown (W, 13-1)
A Hawkeye walked four times in a game.....	^Mitchell Boe, April 13, 2016 vs. Air Force (W, 22-2)
A Hawkeye had three sacrifice hits in a game.....	Travis Sweet, March 23, 2007 at North Dakota State (W, 6-5)
A Hawkeye scored five runs in a game.....	^Austin Guzzo, March 8, 2016, vs. Northwestern College (W, 28-0)
A Hawkeye was hit by three pitches in a game.....	Nick Day, April 25, 2014 vs. South Dakota State
A Hawkeye hit a home run in five consecutive games	Jake Adams (May 12-18, 2017, vs. Ohio State, vs. Omaha, at Illinois)
A Hawkeye hit triples in consecutive games	Ben Norman at UAB (March 2-3, 2018)
The Hawkeyes hit back-to-back triples in a game	T.J. Cataldo & Matt Mossey, April 20, 2008 vs. Northwestern (L, 9-6)
The Hawkeyes hit five or more home runs in a game.....	5, March 18, 2009 at UT-Martin (W, 25-6) (Cataldo, Durant, Freie, McQuillan, Toole)
The Hawkeyes hit four home runs in a game.....	4, May 18, 2017, at Illinois, (W, 6-5) (Neustrom, McCoy, Adams, Neustrom)
The Hawkeyes hit two grand slams in the same game.....	Robert Neustrom, Tyler Cropley vs. Bradley (W, 12-1), 3/22/17
The Hawkeyes hit back-to-back-to-back home runs in same game.....	May 18, 2017, at Illinois (McCoy, Adams, Neustrom)
The Hawkeyes left 15 or more people on base.....	16 vs. Bucknell, 2/17/17
The Hawkeyes hit into five double plays.....	May 23, 2007 vs. Illinois (L, 12-3 in Big Ten Tournament)

Pitching Categories:

A Hawkeye pitcher threw a no-hitter (7 innings)	Bill Drabbel, 1979 vs. Kansas State
A Hawkeye pitcher threw a no-hitter (9 innings)	Cole McDonald, 8/25/17 vs. Czech Republic (World University Games) (W, 8-0)
A Hawkeye pitcher threw a perfect game (7 innings).....	Chad Blackwell, April 29, 2000 vs. Northwestern (W, 4-0)
A Hawkeye pitcher threw a one-hitter (9 innings)	Jarred Hippen, April 29, 2011 at Minnesota (L, 1-0)
A Hawkeye pitcher threw a two-hitter (7 innings)	Steve Turnbull, March 23, 2007 vs. North Dakota State (W, 8-0)
Iowa was one hit	Apr. 2, 2006 vs. Ohio State (L, 15-1)
Iowa was no-hit	Apr. 21, 2012 vs. Penn State (L, 2-0)
A Hawkeye pitcher threw a complete game (7 innings)	Steve Turnbull, May 3, 2008 vs. Minnesota (W, 6-1)
A Hawkeye pitcher threw a complete game (9 innings).....	C.J. Eldred, March 25, 2016 vs. Maryland (W, 8-1), April 1, 2016, at Minnesota (L, 1-4)
A Hawkeye pitcher threw a complete game shutout (9 innings).....	Tyler Peyton, May 20, 2016, at Penn State (W, 8-0)
The Hawkeyes were shut out	April 21, 2018 at Minnesota, (L, 0-3)
A Hawkeye pitcher recorded nine or more wins in a season	9, Blake Hickman, 2015
A Hawkeye closer recorded 10 or more saves in a season	13, Kevin Lee, 2010
A Hawkeye pitcher recorded 10 or more strikeouts	11, Brady Schanuel vs. #11 Indiana, 3/23/18 (W, 5-1)

Fielding Categories:

The Hawkeyes committed five errors or more in a game	April 28, 2013 vs. Minnesota (L, 9-5) — committed five.
A Hawkeye had 20 or more putouts	20, Steve Stumpff, 1975 vs. Tulsa
A Hawkeye had 15 or more putouts	16, Jake Adams, vs. Morehead State, 2/26/17
A Hawkeye had eight or more assists in a game.....	10, Zach Daniels at Minnesota, 4/3/16
The Hawkeyes turned five double plays in a game	2003 vs. Ohio State^

Scoring and Misc. Categories:

The Hawkeyes recorded 20 or more hits	20 at Ohio State, 5/7/16 (W, 12-0)
The Hawkeyes scored 20 or more runs	22 vs. Air Force, 4/13/16 (W, 22-2); 28, vs. Northwestern College, 3/8/16 (W, 28-0)
Iowa swept a four-game Big Ten series	at Northwestern, April 27-29, 2007 (W, 16-6, 15-10, 13-8, 14-10)
Iowa swept a three-game Big Ten series.....	vs. Penn State, April 28-29, 2017 (W, 4-2, 8-2, 9-1)
Iowa swept consecutive three-game Big Ten series.....	vs. No. 19 Indiana (March 27-29, 2015); at Purdue (April 3-5, 2015)
Iowa was swept in a Big Ten three-game series	vs. Illinois, May 9-11, 2014 (L, 1-4, L, 1-5, L, 2-4)
Iowa defeated a ranked team	April 22, 2018 at No. 25 Minnesota (W, 5-3)
Iowa swept a series over a ranked opponent	March 27-29, 2015 vs. No. 19 Indiana (W, 2-0, 5-1, 10-6), April 25-26, 2015 vs. No. 25 Nebraska (W, 4-3, 3-2 (10), 5-1)
Iowa won a road series over a ranked opponent	March 30-April 1, 2018, at No. 22 Illinois (W, 8-5, L, 12-13, W, 4-2)
Iowa defeated a top-10 team.....	vs. No. 7 Vanderbilt, Mar. 1, 2008 (W, 6-3)
The Hawkeyes played 14 or more innings	vs. Sacramento State, 4/28/15 (W, 4-3, 18 innings)
Iowa played a game over four and a half hours	4:57 vs. Minnesota, 5/27/17 (W, 7-5, 13 innings)
Longest game in school history.....	5:40 vs. Sacramento State, 4/28/15 (W, 4-3, 18 innings)

* Bolded items are from the 2018 season ^Tied school record



2018 IOWA BASEBALL ROSTER

No.	Name	Pos.	Ht.	Wt	Yr.	B/T	Hometown/High School (Last School)
1	Lorenzo Elion	IF	6-2	185	So.	R/R	Chicago, Ill./Simeon Academy (Kirkwood CC)
2	Zach Daniels	RHP	5-11	160	Jr.	L/R	Robins, Iowa/Cedar Rapids Kennedy
3	Matt Hoeg	IF	6-1	200	Sr.	R/R	Waukee, Iowa/Waukee (Iowa Western CC)
4	Mitchell Boe	IF	5-10	175	Jr.	L/R	Naperville, Ill./Joilet Catholic
5	Tyler Cropley	C/OF	5-11	185	Sr.	R/R	McCook Lake, S.D./Bishop Heelan (Iowa Western CC)
6	Justin Jenkins	OF	5-10	185	So.	L/L	Terre Haute, Ind./Terre Haute South
7	Grant Judkins	IF/RHP	6-3	190	So.	L/R	Pella, Iowa/Pella
8	Luke Farley	OF	6-0	215	Jr.	R/R	Denver, Iowa/Waterloo Columbus
9	Ben Norman	OF	6-2	190	So.	L/R	Des Moines, Iowa/Roosevelt
10	Derek Lieurance	RHP	6-0	200	RS So.	R/R	Cascade, Iowa/NIACC
11	Cole McDonald	RHP	6-1	205	Jr.	L/R	New Hampton, Iowa/New Hampton
12	Nick Nelsen	RHP	6-2	185	Sr.	S/R	West Des Moines, Iowa/Valley (Johnson County CC)
13	Matt Berst	C	6-0	200	Fr.	R/R	Cedar Rapids, Iowa/Cedar Rapids Kennedy
14	Zion Pettigrew	IF	6-1	170	Fr.	R/R	Chicago, Ill./Mount Carmel
16	Tanner Wetrich	SS	6-0	180	Jr.	R/R	Moberly, Mo./Moberly (Mineral Area CC)
18	Shane Ritter	RHP	6-4	205	Jr.	R/R	Plainfield, Ill./Plainfield South
19	Ben Probst	RHP	6-1	185	Fr.	R/R	Urbandale, Iowa/Dowling Catholic
20	Austin Guzzo	C/3B	6-2	200	Sr.	L/R	Brooklin, Ontario, Canada/All Saints Catholic
22	Kole Kampen	LHP	6-1	230	RS Fr.	S/L	Fort Dodge, Iowa/Fort Dodge
23	Kyle Crowl	IF	6-2	200	So.	R/R	Council Bluffs, Iowa/Abraham Lincoln
24	Nick Allgeyer	LHP	6-3	225	RS Jr.	L/L	St. Louis, Mo./St. John Vianney
27	Brady Schanuel	RHP	6-3	210	Jr.	R/R	Swansea, Ill./Belleville East (Parkland College)
28	Chris Whelan	IF/OF	6-1	190	RS Jr.	R/R	Naperville, Ill./Benet (Parkland College)
30	Connor McCaffery	OF/1B	6-6	205	Fr.	L/L	North Liberty, Iowa/Iowa City West
32	Brett McCleary	C	6-2	215	Fr.	R/R	Iowa City, Iowa/City High
33	Jack Dreyer	LHP	6-2	200	Fr.	R/L	Johnston, Iowa/Johnston
35	Cam Baumann	LHP	6-2	190	Fr.	L/L	Fairfield, Iowa/Fairfield
37	Kace Massner	OF	6-5	230	RS Fr.	L/R	Burlington, Iowa/Burlington
38	Trenton Wallace	LHP/OF	6-1	200	Fr.	L/L	Rock Island, Ill./Davenport Assumption
43	Grant Leonard	RHP	5-11	170	So.	R/R	Mokena, Ill./Lincoln Way
44	Robert Neustrom	OF	6-3	210	Jr.	L/L	Sioux City, Iowa/Sioux City North
45	Kyle Shimp	LHP	6-7	225	RS So.	R/L	Yorkville, Ill./Yorkville

COACHING STAFF

Head Coach: #21 Rick Heller (Upper Iowa, '86, 5th year at Iowa)
Associate Head Coach/Recruiting Coordinator: #15 Marty Sutherland (Northern Iowa, '02, 5th Year at Iowa)
Assistant Coach (Pitching): #42 Desi Druschel (Mount Mercy, '98, 3rd year at Iowa)
Volunteer Assistant Coach (Hitting): #40 Sean Moore (Iowa, '15, 2nd year at Iowa)
Graduate Assistant: #38 Shane Schmidt (Truman State, '16, 2nd year at Iowa)
Director of Baseball Operations: Nic Ungs (Northern Iowa, '01, 1st year at Iowa)

SUPPORT STAFF

Strength & Conditioning Coach: Zach Walrod
Equipment Manager: Kevin Foor
Academic Advisor: Troy Wulf
Baseball Communication Contact: James Allan
Baseball Communication Secondary Contact: Alex Snyder
Nutritionist: Nicole White
Baseball Secretary: Kendra Wieditz
Student Managers: Jake Stone, Sam Bornstein, T.J. Feldman, Walker Gentz, Ryan Gorman, Zachary Parle, Cooper Rettinger, Adam Schuck, Adam Strang

SQUAD ANALYSIS

Position Starters Returning/Lost: 6+DH/2
Letterwinners Returning/Lost: 17/12
Total Players/Newcomers: 33/12
Total Pitchers Returning/Lost: 7/8
Class Breakdown: 33 (10 - Freshman, 8 - Sophomores, 11 - Juniors, 4 - Seniors)
Newcomer Breakdown: 12 (8 Freshman, 4 Transfers)
States: Iowa - 19, Illinois - 9, Missouri - 2, Indiana - 1, South Dakota - 1, Canada - 1
How they hit: Right - 17, Left - 13, Switch - 2
How they throw: Right - 24, Left - 9
How they pitch: Right - 9, Left - 6

ALPHABETICAL ROSTER

24	ALLGEYER, Nick
35	BAUMANN, Cam
13	BERST, Matt
4	BOE, Mitchell
5	CROPLEY, Tyler
23	CROWL, Kyle
2	DANIELS, Zach
33	DREYER, Jack
1	ELION, Lorenzo
8	FARLEY, Luke
20	GUZZO, Austin
3	HOEG, Matt
6	JENKINS, Justin
7	JUDKINS, Grant
22	KAMPEN, Kole
43	LEONARD, Grant
10	LIEURANCE, Derek
37	MASSNER, Kace
30	MCCAFFERY, Connor
32	MCCLEARY, Brett
11	MCDONALD, Cole
12	NELSEN, Nick
44	NEUSTROM, Robert
9	NORMAN, Ben
14	PETTIGREW, Zion
19	PROBST, Ben
18	RITTER, Shane
27	SCHANUEL, Brady
45	SHIMP, Kyle
38	WALLACE, Trenton
16	WETRICH, Tanner
28	WHELAN, Chris

PRONUNCIATION GUIDE

Nick Allgeyer: All-guy-ur
Cam Baumann: Bow-man
Kyle Crowl: (Rhymes with Growl)
Desi Druschel: Drew-shull
Lorenzo Elion: E-Lon
Austin Guzzo: Goo-zoh
Matt Hoeg: Hoy-g
Derek Lieurance: La -rah-n-ce
Kace Massner: Mazzner
Zion Pettigrew: Zy-on
Brady Schanuel: Shan-you-EL
Chris Whelan: Way-lin
Tanner Wetrich: We-trich

