



April 17-20, 2019

IOWA

Track & Field 2019 Notes



TRACK & FIELD CONTACT: HANNAH OSSMAN | EMAIL: HANNAH-OSSMAN@HAWKEYESPORTS.COM | Phone: 319-335-9411 | hawkeyesports.com

2019 IOWA TRACK & FIELD OUTDOOR SCHEDULE

Date	Meet
Mar. 15-16	at Baldy Castillo Invitational (Tempe, Arizona)
Mar. 29-30	at Florida Relays (Gainesville, Florida) at Stanford Invitational (Stanford, California)
Apr. 5-6	at Sun Angel Classic (Tempe, Arizona)
Apr. 13	Musco Twilight (Iowa City, Iowa)
Apr. 18-20	at Mt. SAC Relays (Los Angeles, California)
Apr. 25-27	at Drake Relays (Des Moines, Iowa)
May 10-12	B1G Outdoor Championships (Iowa City, Iowa)
May 23-25	at NCAA First Round (Sacramento, California)
June 5-8	at NCAA Championships (Austin, Texas)

IOWA COACHING STAFF

Joey Woody Director of Track & Field/Cross Country
Randy Hasenbank Associate Head Cross Country Coach Assistant Track & Field Coach
Clive Roberts Associate Head Coach
Jason Wakenight Assistant Coach, Director of Recruiting
Eric Werskey Assistant Coach/Throws
Paige Knodle Assistant Coach
Kate Wakenight Director of Operations

THIS WEEK

The University of Iowa track and field team travels to California this week to compete at the Bryan Clay Invitational (Azusa Pacific), Mount SAC Relays, and the 25th annual Beach Invitational (Long Beach State). A full schedule of events is located at hawkeyesports.com on the track and field schedule page.

FOLLOW THE HAWKEYES

Fans can follow the Mt. SAC Relays live results on hawkeyesports.com/tracklive. Live stats and a live stream for the meet are also linked on the Iowa track and field schedule page, hawkeyesports.com/trackschedule, and is posted on the team's official twitter account @iowaxc_tf.

BACK TO CALI

Junior Jenny Kimbro and senior Tria Simmons recorded career-best heptathlon scores last season at the Bryan Clay Invitational, improving their standings in Iowa's all-time heptathlon list to second and third, respectively. The duo both surpassed Kathy Gillespie's score of 5,262 points from 1983. Kimbro tallied 5,523 points, and Simmons tallied 5,398 points.

Senior Dan Soto and sophomore Luke Sampson ran top-10 times last season in the 10,000 meters. Soto ranks fourth (29:39.35) all-time, and Sampson ranks ninth (29:58.47). Senior Chris Douglas won the men's open 110-meter hurdles.

Tyree Sorrells won his first career long jump competition at last year's Beach Invitational with a career best 7.06-meter (23-2) mark.

HAWKEYES IN THE RANKINGS

The University of Iowa men's and women's track and field teams are both ranked in the top 25 in the United States Track & Field and Cross Country Coaches Association Week 3 poll. The USTFCCCA ranks both teams at No. 21.

NATIONALLY RANKED HAWKS

The Hawkeyes have 12 individual marks in the NCAA's top 16, including the the NCAA women's discus leader, junior Laulauga Tausaga, the second fastest men's 1,600-meter relay from freshman Wayne Lawrence Jr., junior Antonio Woodard, junior Collin Hofacker, and senior Mar'yea Harris, and the third farthest discus throw from senior Reno Tuufuli. Iowa is the only team in the NCAA with multiple 400-meter runners under 46 seconds this season.

Top 16 in the NCAA:

1. Laulauga Tausaga - discus (61.74 meters, 202-7)
2. Lawrence, Woodard, Hofacker, Harris - 1,600-meter relay (3:03.10)
3. Reno Tuufuli - discus (62.54, 205-2)
5. Briana Guillory - 400 meters (51.92)
5. Konstadina Spanoudakis - discus (57.95 meters, 190-1)
7. Karayme Bartley - 400 meters (45.83)
9. Matt Manternach - 800 meters (1:47.84)
10. Mar'yea Harris - 400 meters (45.88)
14. Jaylan McConico - 110 hurdles (13.82)
14. Jenny Kimbro - 400 hurdles (58.27)
15. Wayne Lawrence Jr. - 400 meters (45.96)
16. Chris Douglas - 400 hurdles (51.18)





B1G LEADERS

The Hawkeyes are ranked in the top five 34 times in the conference. Five individual Hawkeyes are leading the Big Ten Conference in their respective events, including Karayme Bartley (400 meters), Briana Guillory (400 meters), Jaylan McConico (110 hurdles), Reno Tuufuli (discus), and Laulauga Tausaga (discus). Iowa also holds the fastest men's 1,600-meter relay from freshman Wayne Lawrence Jr., junior Antonio Woodard, junior Collin Hofacker, and senior Mar'yea Harris.

Top Eight in the Big Ten:

- 1. Karayme Bartley - 400 meters (45.83)
- 1. Briana Guillory - 400 meters (51.92)
- 1. Jaylan McConico - 110 hurdles (13.82)
- 1. Reno Tuufuli - discus (62.54 meters, 205-2)
- 1. Laulauga Tausaga - discus (61.74 meters, 202-7)
- 1. Lawrence, Woodard, Hofacker, Harris - 1,600-meter relay (3:03.10)
- 2. Mar'yea Harris - 400 meters (45.88)
- 2. Matt Manternach - 800 meters (1:47.84)
- 2. Anthony Williams - 110 hurdles (13.86)
- 2. Chris Douglas - 400 hurdles (51.18)
- 2. Konstadina Spanoudakis - discus (57.95 meters, 190-1)
- 3. Nathan Mylenek - 3,000-meter steeplechase (8:55.23)
- 4. Wayne Lawrence Jr. - 400 meters (45.96)
- 4. Jenny Kimbro - 100 hurdles (13.53)
- 4. Chris Douglas - 110 hurdles (13.98)
- 4. Noah Larrison - 400 hurdles (51.49)
- 4. Jenny Kimbro - 400 hurdles (58.27)
- 4. Tria Simmons - high jump (1.76 meters, 5-9 1/4)
- 4. Kimbro, Weum, Simmons, Wensel - 1,600-meter relay (3:36.32)
- 5. Raymonte Dow - 400 hurdles (52.14)
- 5. Williams, Woodard, Hofacker, Harris - 400-meter relay (40.16)
- 5. Jay Hunt - high jump (2.11 meters, 6-11)
- 5. Reno Tuufuli - shot put (18.21 meters, 59-9)
- 5. Laulauga Tausaga - hammer (60.32 meters, 197-11)
- 6. Antonio Woodard - 200 meters (20.69)
- 6. Carter Lilly - 800 meters (1:48.95)
- 6. Kimbro, Laye, Guillory, Christian - 400-meter relay (45.60)
- 7. Mallory King - 800 meters (2:07.08)
- 8. Antonio Woodard - 100 meters (10.49)
- 8. Tysen VanDraska - 800 meters (1:49.22)
- 8. Ian Eklin - 10,000 meters (30:10.40)
- 8. Andrea Shine - 10,000 meters (34:10.24)
- 8. Amanda Carty - triple jump (12.25 meters, 40-2 1/4)
- 8. Laulauga Tausaga - shot put (15.95 meters, 52-4)

COUNTING ALL-TIME TRACKHAWKS

The men have 27 current athletes on Iowa's outdoor all-time top 10 (177 times, including relay individuals), led by school-record holders Mar'yea Harris, (400-meters, 800-meter relay, 1,600-meter relay), DeJuan Frye (1,600-meter relay), and Collin Hofacker (1,600-meter relay).

The women have 22 athletes in the top 10 (57 times). Junior Laulauga Tausaga holds the school records in the shot put (17.34 meters, 56-10 3/4) and discus (61.74 meters, 202-7), and senior Briana Guillory ran on the school-record 1,600-meter relay (3:30.97, 2016).

2019 OUTDOOR SEASON LEADERS

MEN

100 Meters	Antonio Woodard	10.49
110-Meter Hurdles	Jaylan McConico	13.82
200 Meters	Antonio Woodard	20.69
400 Meters	Karayme Bartley.....	45.83
400-Meter Hurdles	Chris Douglas	51.18
800 Meters	Matt Manternach.....	1:47.84
1,500 Meters	Nathan Mylenek	3:52.06
3,000 Meters	Karson Sommer.....	8:37.83
3,000 Steeplechase.....	Nathan Mylenek	8:55.23
5,000 Meters	Noah Healy	14:43.23
10,000 Meters	Ian Eklin	30:10.40
400-Meter Relay	Williams, Woodard, Hofacker, Harris	40.1
Shuttle Hurdle Relay ...	Williams, Haack, Braverman, McConico	1:01.14
800-Meter Relay	Sorrells, Braverman, Douglas, Haack	1:28.29
1,600-Meter Relay	Lawrence Jr., Woodard, Hofacker, Harris	3:03.10
3,200-Meter Relay	Teubel, Still, Olson, Andrews.....	7:36.62
Distance Medley Relay .	Teubel, Andrews, Olson, VanDraska .	10:10.17
High Jump	Jay Hunt	6-11 (2.11m)
Pole Vault.....	Peyton Haack	15-1 3/4 (4.62m)
Long Jump.....	James Carter	23-7 1/4 (7.19m)
Triple Jump	James Carter	49-5 (15.06m)
Shot Put	Reno Tuufuli.....	62-2 1/2 (18.96m)
Discus.....	Reno Tuufuli.....	205-2 (62.54m)
Javelin	Peyton Haack	155-11 (47.53m)

WOMEN

100 Meters	Antonise Christian.....	11.97
100-Meter Hurdles	Jenny Kimbro	13.53
200 Meters	Talia Buss	24.32
400 Meters	Briana Guillory	51.92
400-Meter Hurdles	Jenny Kimbro	58.27
800 Meters	Mallory King.....	2:07.08
1,500 Meters	Grace McCabe.....	4:32.94
3,000 Meters	Kylie Latham.....	10:19.44
3,000 Steeplechase.....	Anna Hostetler.....	11:02.81
5,000 Meters	Megan Schott.....	16:28.97
10,000 Meters	Andrea Shine.....	34:10.24
400-Meter Relay	Kimbro, Laye, Guillory, Christian	45.60
800-Meter Relay	Christian, Buss, Swanson, Morken ...	1:38.52
1,600-Meter Relay	Kimbro, Weum, Simmons, Wensel ...	3:36.32
Sprint Medley Relay....	Swanson, Morken, King, Arco	3:52.85
3,200-Meter Relay	Welker, Saunders, McCabe, Weber...	9:04.18
High Jump	Tria Simmons	5-9 1/4 (1.76m)
Long Jump.....	Amanda Carty	19-8 (5.99m)
Triple Jump	Amanda Carty	40-2 1/4 (12.25m)
Shot Put	Laulauga Tausaga	52-4 (15.95m)
Discus.....	Laulauga Tausaga	* 202-7 (61.74m)
Javelin	Marissa Mueller	132-2 (40.28m)
Hammer Throw.....	Laulauga Tausaga	197-11 (60.32m)

* -- school record



B1G ATHLETES OF THE WEEK

Tausaga is the third Hawkeye to be named Big Ten Athlete of the Week during the outdoor season. Tausaga won the discus at the Sun Angel Classic, recording a 61.74-meter (202-7) throw that leads the NCAA, ranks seventh in the world, and set a new school record. She added another win in the hammer throw, throwing 60.32 meters (197-11), a mark that ranks second all-time at Iowa and fifth this season in the Big Ten.

The Hawkeyes swept the Big Ten Field Athlete of the Week awards in the first week of the outdoor season. Sophomore Konstadina Spanoudakis earned the women’s honor and sophomore Jay Hunt earned the men’s.

Spanoudakis threw 53.41 meters (175-2) in the discus at the Baldy Castillo Invitational. She bettered her third ranked all-time mark on Iowa’s top-10 list by nearly a meter.

Hunt recorded a lifetime best high jump at Arizona State. Hunt’s 2.11-meter (6-11) high jump broke onto the Iowa top-10 all-time list, ranking ninth. He also ranks fifth in the NCAA.

Three Hawkeyes were named Big Ten Athletes of the week during the indoor season, including Tausaga (Feb. 6), Mar’yea Harris (Feb. 6), and Jenny Kimbro (Dec. 12).

NEXT ON THE BLOCK

The Hawkeyes compete at the Drake Relays on April 25-27 in Des Moines, Iowa. Ticket information is linked on hawkeyesports.com/trackschedule.

NCAA QUALIFICATIONS

First Round - Sacramento, Calif. (May 23-25)

For each individual event contested at each of the two Preliminary Round sites, the top 48 declared student-athletes will be accepted into the competition. For each relay event, the top 24 declared relay teams will be accepted into the competition. Combined events (Heptathlon and Decathlon), are not contested at the Preliminary Round sites. For combined events (Heptathlon and Decathlon), the top 24 declared student-athletes in each event based on their position on the national descending-order list will be accepted directly into the Championships.

The individual event student-athletes and relay teams accepted into Preliminary Round competition will be announced and posted on NCAA.com the week prior to Preliminary Round competition.

Championship Round - Austin, Texas (June 5-8)

Qualifying to the Championships site is accomplished through performance in the Preliminary Round competition. Twelve competitors from each individual event and twelve teams from each relay event advance from each Preliminary Round site. The individual event student-athletes and relay teams accepted into Championships competition based on their performance at Preliminary Round competition will be announced and posted on NCAA.com the week prior to Championships competition.

PRONUNCIATION GUIDE

Karayme Bartley.....	Kuh-raym
Ashley Bryja.....	Bree-UH
Miika Cox.....	MY-cuh
Briana Guillory.....	Gill-ree
Mar’yea Harris.....	Mar-ee-ay
Tanner Iske.....	Iss-kee
Any Jatis.....	JAY-tiss
Kylie Latham.....	Lay-thum
Matt Manternach.....	MON-ter-knock
Cole Moeller.....	MOLE-er
Nathan Mylenek.....	MY-len-ek
Nolan Roethler.....	RAYth-ler
Konstadina Spanoudakis.....	SPAWN-uh-dock-iss
Tyree Sorells.....	Ser-ELs
Lalauga Tausaga.....	LAU-long-a Tuh-saga
Reno Tuufuli.....	TOO-foo-lee
Gillian Urycki.....	YER-ick-ee
Elzerie van Dyk.....	EL-zur-ee VAN-dike
Jordan Winke.....	Wink-ee


Francis X. Cretzmeyer Track

The University of Iowa track and field team practices and competes at the Francis X. Cretzmeyer Track during the outdoor season. Located within walking distance of Carver-Hawkeye Arena and Pearl Field, the track was completed in 1986. The facility was named after the late Francis X. Cretzmeyer, who coached the men’s cross country and track teams from 1948-78 and led the Hawkeyes to five Big Ten team titles.

Iowa hosted the 1987, 2000, and 2011 Big Ten Championships at Cretzmeyer, and will host the 2019 Big Ten Outdoor Championships May 10-12.



OUTDOOR ALL-TIME TOP TEN PERFORMERS



Jeremy Allen




Justin Austin



Matt Byers



Troy Doris



William Dougherty



Mar'Yea Harris



Jeffery Herron

100 Meters

- Justin Austin, 2011 10.21
- O'Shea Wilson, 2017 10.22
- George Page, 1996 10.25
- James Harrington, 2015..... 10.26
- Anthuan Maybank, 1994 10.31
- Tim Dwight, 1997 10.31
- Josh Larney, 2013 10.31
- Vinnie Saucer, Jr., 2015 10.31
- Antonio Woodard, 2018..... 10.34**
- Bob Lawson, 1976 10.36

110-Meter High Hurdles

- Aaron Mallett, 2017..... 13.24
- Pat McGhee, 1989 13.50
- Dion Trowers, 1996..... 13.62
- Ronnie McCoy, 1985 13.66
- Ethan Holmes, 2011 13.73
- Jordan Mullen, 2013..... 13.76
- Chris Douglas, 2018..... 13.76**
- Jaylan McConico, 2019..... 13.82**
- Anthony Williams, 2019 13.86**
- James Armstrong, 1991..... 13.89

200 Meters

- Justin Austin, 2011 20.31
- Jeff Patrick, 1983 20.47
- James Harrington, 2015..... 20.50
- Anthuan Maybank, 1994 20.55
- Victor Green, 1984 20.60
- Antonio Woodard, 2018..... 20.61**
- Andre Morris, 1995 20.64
- George Page, 1996 20.67
- Collin Hofacker, 2017 20.71**
- Terrence Duckett, 1982..... 20.74

400 Meters

- Mar'yea Harris, 2018 44.94**
- Anthuan Maybank, 1993 44.99
- Andre Morris, 1995 45.15
- Mike Mondane, 1967 45.20
- Steven Willey, 2010 45.78
- Karayme Bartley, 2019 45.83**
- Wayne Lawrence, Jr., 2019 45.96**
- DeJuan Frye, 2018..... 46.17**
- Gary Hollingsworth, 1963..... 46.30
- Harold Leonard, 1986..... 46.45

400-Meter Hurdles

- Pat McGhee, 1988 48.83
- Monte Raymond, 1998..... 50.09
- Ray Varner, 2010..... 50.24
- Chris Douglas, 2018..... 50.44**
- Paul Steele, 1989 50.45
- Russell Peterson, 2001 50.50
- Ethan Holmes, 2013 50.51
- Adam Kunkel, 2001..... 50.73
- Jon Reimer, 1967 50.94
- Noah Larrison, 2016..... 50.94**

800 Meters

- Erik Sowinski, 2012..... 1:45.90
- Carter Lilly, 2016 1:47.32**
- Bill Frazier, 1962 1:47.64
- D'Juan Stozier, 1990 1:47.82
- Matt Manternach, 2019 1:47.84**
- Adam Hairston, 2011..... 1:48.10
- Will Teubel, 2015..... 1:48.60
- Tysen VanDraska, 2019 1:49.22**
- Michael Layne, 1999..... 1:49.61
- Bill Thiesen, 1985 1:49.74

1,500 Meters

- Jeff Thode, 2010 3:43.02
- Joel Moeller, 1978 3:44.01
- Jim Docherty, 1978..... 3:44.30
- Sam Fourman, 2015 3:44.50
- Adam Jones, 2017 3:45.48
- Dan Waters, 1986 3:46.35
- Michael Melchert, 2018 3:46.56**
- Kevin Herd, 1994 3:46.64
- John Clark, 1977 3:46.84
- Nathan Mylenek, 2018..... 3:47.87**

3,000-Meter Steeplechase


- Deacon Jones, 1956..... 8:47.40
- Nathan Mylenek, 2018..... 8:48.66**
- Steve Pershing, 1978 8:54.59
- Andy Morris, 2000..... 8:56.21
- Matt Gerard, 1994 8:57.01
- Andy Napier, 2008 8:57.54
- Rollie Kitt, 1967 9:02.90
- Al Greene, 1985..... 9:02.96
- Tony Rakaric, 2005..... 9:03.29
- Mark Battista, 2010 9:04.60

5,000 Meters

- Micah VanDenend, 2007 13:49.31
- Larry Wiczorek, 1968..... 13:56.00
- Kevin Herd, 1993 13:59.00
- Stetson Steele, 2000..... 14:02.76
- Kevin Lewis, 2014 14:02.78
- Eric MacTaggart, 2005 14:04.79
- Dan Haut, 2006..... 14:07.30
- Jesse Luciano, 2010 14:08.71
- Nathan Mylenek, 2018..... 14:09.43**
- Adam Jones, 2017 14:11.52




Gabe Hull



Deacon Jones




Aaron Mallett



Anthuan Maybank


OUTDOOR ALL-TIME TOP TEN PERFORMERS



Pat McGhee



Erik Sowinski




Stetson Steele



Jeff Thode



Micah VanDenend



Todd Wigginton



Arno
van der Westhuizen

10,000 Meters

1. Stetson Steele, 2000..... 28:44.47
2. Eric MacTaggart, 2006..... 28:50.23
3. Kevin Lewis, 2015..... 28:59.62
4. **Daniel Soto, 2018.....29:39.35**
5. Nick Nordheim, 2002..... 29:44.71
6. Trent Corey, 2002..... 29:45.25
7. **Ian Eklin, 2017.....29:47.06**
8. Chad Schwitters, 1999..... 29:56.00
9. **Luke Sampson, 2018.....29:58.47**
10. Nick Holmes, 2010..... 30:02.31

Decathlon

1. William Dougherty, 2018..... 7,673 pts
2. Kyle Reid, 2013..... 7,203 pts
3. Jack Eckert, 2015..... 7,087 pts
4. Dan Rolling, 2010..... 6,957 pts
5. Scott Faber, 2000..... 6,839 pts
6. Ryan Niver, 2008..... 6,837 pts
7. Chad Ohly, 1994..... 6,641 pts
8. Gary Kostrubala, 1984..... 6,498 pts
9. Frank Prill, 2008..... 6,381 pts
10. Jacob Drewry, 1994..... 5,820 pts

High Jump

1. Jeffery Herron, 2012..... 7-4 1/4 (2.24)
2. Bill Hansen, 1978..... 7-4 (2.23)
- Bill Knoedel, 1975..... 7-4 (2.23)
4. Kevin Spejcher, 2014..... 7-2 1/2 (2.20)
5. M. Cunningham, 1986..... 7-1 (2.16)
- Kenneth Lansing, 1988..... 7-1 (2.16)
7. Pat Meade, 1987..... 7-0 1/4 (2.14)
8. Graham Valdes, 2012..... 6-11 3/4 (2.12)
9. Peter Hlavin, 1979..... 6-11 (2.11)
- Scott Hudek, 1993..... 6-11 (2.11)
- Jeremy Petsche, 2008..... 6-11 (2.11)
- Brandon Oest, 2012..... 6-11 (2.11)
- Jay Hunt, 2019..... 6-11 (2.11)**

Pole Vault

1. Todd Wigginton, 1984..... 17-0 (5.18)
2. Chad Ohly, 1994..... 16-8 3/4 (5.10)
- Kyle Reid, 2013..... 16-8 3/4 (5.10)
4. Curt Broek, 1978..... 16-8 (5.08)
5. **Andy Jatis, 2018..... 16-7 1/2 (5.07)**
6. Phil Wertman, 1971..... 16-7 (5.05)
- Kelly Scott, 1988..... 16-7 (5.05)
8. John Teffer, 1972..... 16-2 (4.93)
9. Alex Zona, 2009..... 16-0 3/4 (4.90)
10. Steve Brewer, 1983..... 16-0 (4.88)
- Doug Pennino, 1985..... 16-0 (4.88)

Long Jump

1. Anthuan Maybank, 1993..... 27-1 (8.25)
2. Bashir Yamini, 1997..... 26-8 1/4 (8.13)
3. Paul Jones, 1989..... 25-10 1/4 (7.88)
4. Darren Smith, 1991..... 25-9 3/4 (7.86)
5. Quinn Early, 1986..... 25-7 1/4 (7.80)
6. O'Shea Wilson, 2017..... 25-5 1/4 (7.75)
7. Ed Gordon, 1931..... 25-4 3/8 (7.68)
8. Matty Gorman, 2006..... 25-1 1/4 (7.65)
9. Ronnie McCoy, 1985..... 25-0 (7.62)
10. Antwon James, 2017..... 24-11 (7.59)

Triple Jump

1. Troy Doris, 2012..... 54-8 (16.66)
2. Babatunde Amosu, 2015..... 53-10 (16.15)
3. Paul Jones, 1990..... 53-9 (16.38)
4. Antwon James, 2017..... 52-4 1/2 (15.96)
5. Klyvens Delaunay, 2013... 52-2 1/2 (15.91)
6. Gordon Finch, 1988..... 50-9 1/4 (15.47)
7. Mike Lacy, 1984..... 50-5 (15.36)
8. Pat Miller, 1985..... 49-8 1/2 (15.25)
9. **James Carter, 2019..... 49-5 (15.06)**
10. Matty Gorman, 2008..... 49-2 1/2 (15.00)

Shot Put

1. Jeremy Allen, 2001..... 63-2 3/4 (19.27)
2. **Reno Tuufuli, 2018..... 62-10 3/4 (19.17)**
3. Ken Kemeny, 2005..... 62-3 (18.97)
4. Shane Maier, 2006..... 62-2 1/4 (18.95)
5. Andy Banse, 2005..... 61-11 1/2 (18.88)
6. John Hickey, 2008..... 61-9 1/2 (18.83)
7. Avery Meyers, 2017..... 60-4 (18.39)
8. Chris Gambol, 1987..... 60-0 1/2 (18.30)
9. A.J. Curtis, 2008..... 59-8 1/4 (18.19)
10. Gabe Hull, 2014..... 59-4 1/4 (18.09)

Discus

1. Gabe Hull, 2014..... 207-1 (63.11)
2. **Reno Tuufuli, 2019.....205-2 (62.54)**
3. A.J. Curtis, 2007..... 202-11 (61.84)
4. Gary Kostrubala, 1986..... 202-4 (61.68)
5. Jeremy Allen, 2001..... 195-4 (59.54)
6. Tim Brodersen, 2005..... 193-6 (58.98)
7. Avery Meyers, 2017..... 185-8 (56.61m)
8. Brad Daufeldt, 2004..... 185-0 (56.40)
9. Nick Brayton, 2009..... 180-11 (55.15)
10. Andy Banse, 2005..... 180-0 (54.86)

Hammer

1. A. van der Westhuizen, 2001 222-11 (67.94)
2. Adam Hamilton, 2007..... 222-2 (67.73)
3. Jim Costello, 2002..... 217-7 (66.32)
4. Brad Daufeldt, 2004..... 207-10 (63.34)
5. Chris Voller, 2005..... 206-0 (62.80)
6. Matt Banse, 2012..... 201-11 (61.55)
7. Jeremy Allen, 2001..... 199-0 (60.66)
8. Ben Stancombe, 2011..... 197-6 (60.20)
9. Ryan Jordan, 2007..... 184-6 (56.23)
- Mark Shapveld, 2009..... 184-6 (56.23)

Javelin

1. Matt Byers, 2011..... 245-8 (74.89)
2. Bill Neumann, 2002..... 244-8 (74.58)
3. Dan Ralph, 2000..... 227-10 (69.44)
4. Sam Joens, 2015..... 211-5 3/4 (64.45)
5. Zach Schimp, 2010..... 211-0 (64.32)
6. Alex Balke, 2016..... 205-11 (62.77)
7. Kale Katt, 2007..... 204-0 (62.17)
8. Joel Storm, 2004..... 203-5 (62.01)
9. Matt Stank, 2001..... 199-0 (60.66)
10. Jack Eckert, 2015..... 188-9 (57.53)

MEN'S ALL-TIME RELAYS

400-Meter Relay

1. Brissett, Wilson, Thompson, Mallett, 2017 39.12
2. Mincy, Wilson, Harrington, Brown, 2014..... 39.19
3. Mincy, Austin, E. Holmes, Larney, 2013 39.31
4. Saucer, Jr., Brissett, Harrington, Mallett, 2016 39.44
5. Brissett, Wilson, **Woodard**, Mallett, 2017 39.46
6. Beecham, Duckett, Greer, R. Smith, 1984 39.48
7. Mallett, Wilson, Ogwo, **Harris**, 2017 39.49
8. **Woodard**, Wilson, **Hofacker**, **Harris**, 2018 39.51
9. Brissett, **Harris**, Harrington, Mallett, 2016 39.53
10. Brissett, Wilson, Ogwo, **Harris**, 2017..... 39.59

Shuttle Hurdle Relay

1. McGhee, Armstrong, Falls, Stelle, 1989 57.80
2. Wigginton, Jones, Lacey, McCoy, 1985..... 59.77
3. **Williams, Haack, Braverman, McConico, 2019** **1:01.14**
4. 1975 1:05.20

800-Meter Relay

1. James, Mallett, **Harris**, B. Thompson, 2017 1:23.02
2. B. Thompson, Brissett, Harrington, Ganschow, 2016..... 1:23.36
3. B. Thompson, Ganschow, **Frye, Hofacker**, 2017 1:23.73
4. Richardson, Sayon, Richards, Chaney, Jr., 2009 1:24.85
5. Harrington, VanCleave, Wilson, Mallett, 2014 1:24.86
6. Austin, Brown, Larney, VanCleave, 2013 1:25.60
7. Wilson, **Sorrells, Douglas, Williams**, 2018 1:25.87
8. Barclay, McCalister, Jensen, Elliott, 1979..... 1:26.39
9. **Sorrells, Braverman, Douglas, Haack, 2019**..... **1:28.29**
10. Thomas, Balkrishnan, Patterson, Freidrich 1991 1:28.38

1,600-Meter Relay

1. **Frye, Harris, Hofacker**, Ogwo, 2017 3:01.91
2. **Frye**, Ogwo, **Hofacker, Harris**, 2017 3:02.57
3. **Lawrence Jr., Woodard, Hofacker, Harris, 2019**..... **3:03.10**
4. Morris, Davis, Page, Rozell, 1995..... 3:03.11
5. Branch, Dwight, Dodge, Yamini, 1999 3:03.29
6. **Frye, Woodard, Hofacker, Harris**, 2018 3:03.69
7. Ogwo, **Harris, Hofacker, Lilly**, 2017 3:03.78
8. Ferree, Frazier, Mondane, Reimer, 1967 3:04.10
9. **Hofacker, Woodard, Frye, Harris**, 2018 3:04.38
10. Rozell, Morris, Davis, Yamini, 1996..... 3:04.71

Sprint Medley Relay

1. McCorkle, Jones, Chung, Strozier, 1990 3:15.64
2. Sayon, Austin, Willey, Sowinski, 2011 3:16.18
3. Richards, Larney, Davey, Sowinski, 2012 3:17.25
4. Richardson, Richards, Willey, Sowinski, 2010..... 3:17.74
5. **Hofacker, Woodard, Harris, VanDraska**, 2018 3:18.11
6. Saucer, Jr., Brissett, **Harris, Lilly**, 2016 3:18.53
7. **Hofacker, Woodard, Harris, Lilly**, 2017 3:18.73
8. Armstrong, Thomas, Maybank, Strozier, 1991 3:18.93
9. Yamini, Davis, Dodge, Donovan, 1999 3:19.87
10. Richards, Chaney, Jr., Barton, Hairston, 2009 3:20.05

3,200-Meter Relay

1. Schum, Christensen, Steffen, Criswell, 1971 7:18.60
2. Hairston, Prom, Thode, Sowinski, 2011..... 7:23.77
3. **Manternach, VanDraska, W. Teubel, Lilly**, 2017 7:24.77
4. **Melchert, Manternach, N. Teubel, Lilly**, 2018 7:28.37
5. Corrigan, Blackman, Strozier, Chambers, 1989 7:29.00
6. **Melchert, Dorman, Lilly, Larrison**, 2016 7:30.32
7. **N. Teubel, Manternach**, Chaidez, W. Teubel, 2017 7:30.74
8. **Lilly**, Dorman, W. Teubel, Davey, 2015 7:31.48
9. Willey, Braff, Sowinski, Hairston, 2009 7:33.08
10. Tweedy, Gajewski, Linden, O'Hollearn, 2005 7:33.12

Distance Medley Relay

1. Pershing, Moeller, Slack, Docherty, 1978 9:39.94
2. Kuczwarra, Barton, Hairston, Thode, 2011 9:41.37
3. N. Holmes, VanCleave, Sowinski, Thode, 2012..... 9:41.59
4. Young, Barton, Kuczwarra, Luciano, 2010..... 9:42.97
5. **Mylenek, Thompson, Manternach, Melchert**, 2018 9:50.70
6. Prom, Davey, Weir, Witt, 2013..... 9:53.83
7. Theisen, Williams, Wiesa, Waters, 1985 9:54.04
8. Wilfong, Slaymaker, W. Teubel, Witt, 2013..... 9:54.05
9. Luciano, Pierre, Hairston, VanDenend, 2007 9:54.07
10. VanDenend, Riley, O'Hollearn, Rakaric, 2006..... 9:54.97

6,400-Meter Relay

1. Pershing, Fuller, Moeller, Docherty, 1978..... 16:27.70
2. Rakaric, Webster, MacTaggart, VanDenend, 2006..... 16:55.43
3. Lewis, Witt, Hart, Fourman, 2015..... 16:58.44
4. Price, **Eklin**, Gardarsson, Docherty, 2016 17:00.30
5. Paul, Kadlec, Thode, Luciano, 2010 17:01.46
6. Witt, Lewis, Hart, Butler, 2014..... 17:01.65
7. N. Holmes, Witt, Thode, Lewis, 2012 17:02.26
8. Thomas, Allen, Rakaric, Lloyd, 2003 17:06.27
9. Pittman, Novotny, Feeldy, Marquardt, 1995 17:12.49
10. Bakker, Feeldy, Peters, Pittman, 1996 17:13.10

OUTDOOR ALL-TIME TOP TEN PERFORMERS



Kineke Alexander

Meghan Armstrong

Marta Bote
Gonzalez

Brittany Brown

Nan Doak

Aisha James

Tiffany Johnson

100 Meters

1. Brittany Brown, 2018..... 11.28
2. **Briana Guillory, 2016 11.35**
3. Lake Kwaza, 2015 11.40
4. Vivien McKenzie, 1985 11.45
5. Davera Taylor, 1984 11.51
6. Erica Broomfield, 1998..... 11.53
7. Jiselle Providence, 2001 11.57
8. Tanja Reid, 1994..... 11.60
Peaches Roach, 2005 11.60
10. Yolanda Hobbs, 1995 11.62

100-Meter Hurdles

1. Tiffany Johnson, 2007 13.20
2. **Jenny Kimbro, 2018 13.38**
3. Jahisha Thomas, 2017 13.46
4. Karessa Farley, 2009..... 13.53
5. C. Prendergast, 1999..... 13.60
Paula Ruen, 2000..... 13.60
7. Sarah Steffen, 2002 13.65
8. Ruqayya Raheem, 1998..... 13.90
9. Heaven Chandler, 2016 13.91
10. Brenda Calhoun, 1984..... 13.94

200 Meters

1. Brittany Brown, 2017 22.30
2. **Briana Guillory, 2016 22.89**
3. Elexis Guster, 2016 23.03
4. Lake Kwaza, 2016 23.17
5. Shellene Williams, 2004 23.50
6. Kineke Alexander, 2006 23.58
7. Davera Taylor, 1984 23.59
8. Vivien McKenzie, 1985 23.61
9. Yolanda Hobbs, 1995 23.65
10. Alexis Hernandez, 2017 23.69

400 Meters

1. Kineke Alexander, 2006 51.35
2. Elexis Guster, 2016 51.85
3. **Briana Guillory, 2018 51.85**
4. Shellene Williams, 2004 51.94
5. Ashley Liverpool, 2012 52.47
6. Ellen Grant, 1996..... 52.65
7. Alexis Hernandez, 2017 53.27
8. Senta Hawkins, 1988 54.01
Bethany Praska, 2011..... 54.01
10. Marlene Poole, 1994..... 54.03

400-Meter Hurdles

1. Mary Knoblauch, 1981 56.16
2. Wynsome Cole, 1998 56.67
3. MonTayla Holder, 2014..... 56.70
4. **Jenny Kimbro, 2019 58.27**
5. Chris Davenport, 1981 59.18
6. Sommer Sharpe, 2018..... 59.20
7. Sarah Plock, 2018 59.49
8. Hannah Simonson, 2012 59.54
9. Sarah Steffen, 2002 59.59
10. Tiffany Hendricks, 2011..... 59.63

800 Meters

1. Bethany Praska, 2011..... 2:03.78
2. Kay Stormo, 1982 2:05.67
3. Michelle Lahann, 2004 2:06.79
4. **Mallory King, 2019.....2:07.08**
5. Katharina Trost, 2015 2:07.09
6. Mahnee Watts, 2016..... 2:07.41
7. Aisha Hume, 2005 2:08.50
8. Adrienne Alexia, 2013 2:08.61
9. Jeanne Kruckeberg, 1987 2:08.75
10. Kaitlyn Nelson, 2013 2:08.83

1,500 Meters

1. Meghan Armstrong, 2006..... 4:17.41
2. Betsy Flood, 2010 4:17.75
3. Jeanne Kruckeberg 1989 4:19.71
4. McKenzie Melander, 2012..... 4:20.22
5. Lauren Hardesty, 2009 4:20.40
6. Diane Nukuri, 2007..... 4:20.95
7. Penny O'Brien, 1985..... 4:21.43
8. Kay Stormo, 1982 4:22.24
9. Michelle Lahann, 2004 4:24.00
10. Shannon Stanley, 2006..... 4:25.08

3,000 Meters

1. Diane Nukuri, 2008..... 9:18.82
2. Penny O'Brien, 1985..... 9:20.61
3. McKenzie Melander, 2012..... 9:21.59
4. Betsy Flood, 2010 9:22.63
5. Nan Doak, 1985 9:23.04
6. Tracy Dahl, 1992 9:23.53
7. Meghan Armstrong, 2006..... 9:28.03
8. Brooke Eilers, 2011..... 9:30.08
9. Jeanne Kruckeberg, 1989 9:30.69
10. Jennifer Brower, 1992 9:34.59

3,000-Meter Steeplechase

1. Marta Bote Gonzalez, 2015 10:23.15
2. Danielle Berndt, 2011..... 10:26.54
3. Jessica Schmidt, 2008 10:27.18
4. Sarah Arens, 2004..... 10:34.50
5. Hannah Roeder, 2011..... 10:35.22
6. Madison Wayire, 2017..... 10:41.91
7. Kelsey Hart, 2011..... 10:47.56
8. Kelly Breen, 2017 10:59.99
9. Katie Ellis, 2010..... 11:02.62
10. **Anna Hostetler, 2019.....11:02.81**

5,000 Meters


1. Nan Doak, 1985 15:45.84
2. McKenzie Melander, 2012..... 15:57.13
3. Diane Nukuri, 2008..... 15:59.39
4. Betsy Flood, 2011 16:04.46
5. Meghan Armstrong, 2008..... 16:08.83
6. Brooke Eilers, 2011..... 16:11.86
7. Mareike Schrulle, 2013..... 16:12.66
8. Jenny Spangler, 1983..... 16:17.21
9. Tracy Dahl, 1992 16:18.77
10. Racheal Marchand, 2008..... 16:27.02



Diane Nukuri

Tammilee Kerr

OUTDOOR ALL-TIME TOP TEN PERFORMERS



Bethany Praska



Alana Redfern



Peaches Roach



Annemie Smith



Jessie Strand



Lauauga Tausaga



Jahisha Thomas

10,000 Meters

1. Diane Nukuri, 2008 33:17.01
2. Jennifer Brower, 1991..... 33:23.38
3. Meghan Armstrong, 2008..... 33:28.00
4. Nan Doak, 1985 33:33.03
5. Jenny Spangler, 1983 33:39.24
6. **Andrea Shine, 201833:50.25**
7. Racheal Marchand, 2008 34:05.87
8. McKenzie Melander, 2012 34:29.83
9. Tracy Dahl, 1992 34:30.09
10. Betsy Flood, 2011 35:05.10

Heptathlon

1. Tammilee Kerr, 2008 5,633 pts
2. **Jenny Kimbro, 20185,523 pts**
3. **Tria Simmons, 20175,398 pts**
4. Kathy Gillespie, 1983 5,262 pts
5. Tiff Pedersen, 2004 4,976 pts
6. Janet Adams, 1981..... 4,855 pts
7. Sarah Ryan, 2012 4,819 pts
8. Ruqayya Raheem, 1997 4,665 pts
9. Angela Chadwick, 1993..... 4,493 pts
10. **Allison Wahrman, 20174,315 pts**

High Jump

1. Peaches Roach, 2006 6-1 1/4 (1.86)
2. Mary Mol, 1983 6-0 (1.83)
3. Khanishah Williams, 2013. 5-11 1/4 (1.81)
4. Caleigh Bacchus, 2010 5-10 (1.78)
5. Lynn McMillan, 1988 5-9 1/4 (1.76)
- Aubrianna Lantrip, 2018.... 5-9 1/4 (1.76)**
- Gillian Urycki, 2018 5-9 1/4 (1.76)**
- Tria Simmons, 2019 5-9 1/4 (1.76)**
9. Madison Rouw, 2016 5-8 3/4 (1.75)
10. Kacey Childs, 2001 5-8 1/2 (1.74)

Pole Vault

1. Jessie Strand, 2003 12-10 1/4 (3.92)
2. Sarah Burgett, 2006 12-1 3/4 (3.70)
3. Kirsten Weismantle, 2011..... 12-0 (3.66)
4. Amy Smith, 2018..... 11-11 3/4 (3.65)
5. Katie Truedson, 2010 11-5 1/4 (3.49)
6. Gina Shannon, 2001..... 11-2 1/4 (3.41)
7. Brittany Holst, 2013 11-1 (3.38)
8. Elyssa Tracy, 2015..... 10-6 (3.20)
9. Kacey Childs, 2000 8-0 1/2 (2.45)

Long Jump

1. Aisha James, 2003..... 22-3 (6.78)
2. Jahisha Thomas, 2018..... 21-6 (6.55)
3. Zinnia Miller, 2014 20-6 1/2 (6.26)
4. Renee White, 2008 20-3 3/4 (6.19)
5. Carisa Leacock, 2014..... 19-11 3/4 (6.09)
6. **Amanda Carty, 2019 19-8 (5.99)**
7. Becki Borg, 1988 19-7 1/4 (5.97)
8. **Jenny Kimbro, 2018 19-7 (5.97)**
9. Cassidy Ellis, 2015 19-6 1/4 (5.95)
10. Lisa Moats, 1986 19-6 (5.95)

Triple Jump

1. Jahisha Thomas, 2018..... 44-2 (13.46)
2. Renee White, 2008 43-10 3/4 (13.36)
3. Zinnia Miller, 2014 42-0 1/2(12.81)
4. Tiffany Johnson, 2007 41-8 3/4 (12.72)
5. **Tria Simmons, 2018 40-11 3/4 (13.49)**
6. Carisa Leacock, 2012..... 40-10 1/2 (12.46)
7. Becki Borg, 1988 40-7 1/2 (12.38)
8. **Hannah Schlib, 2017 40-6 (12.34)**
9. **Amanda Carty, 2019 40-2 1/4 (12.25)**
10. Lynn McMillan, 1988 39-6 1/2 (12.05)
- Allison Wahrman, 2018. 39-6 1/2 (12.05)**

Shot Put

1. **Lauauga Tausaga, 2018 .56-10 3/4 (17.34)**
2. **Nia Britt, 2018 54-2 1/2 (16.52)**
3. Lisa Van Steenwyk, 1992 50-8 (15.44)
4. Gail Smith, 1984..... 50-3 1/4 (15.32)
5. Denise Taylor, 1992 50-1 3/4 (15.28)
6. **Erika Hammond, 2019 ... 49-9 1/4 (15.17)**
7. Kamesha Marshall, 2005. 48-6 3/4 (14.80)
8. Laura Kriener, 1990..... 48-2 1/2 (14.69)
9. Jennifer Gilson, 2002 47-10 (14.58)
10. Rachel Curry, 2013..... 47-9 1/4 (14.56)

Discus

1. **Lauauga Tausaga, 2019202-7 (61.74)**
2. **K. Spanoudakis, 2019190-1 (57.95)**
3. Majesty Tutson, 2013 181-1 (55.19)
4. Dakotah Goodell, 2014 169-4 (51.62)
5. Kara Misel, 2018 162-1 (49.40)
6. Tiffany Medenwaldt, 2010.. 161-3 (49.16)
7. Denise Taylor, 1992 160-5 (48.90)
8. Amanda Stahle, 2014..... 159-3 (48.54)
9. Lisa Van Steenwyk, 1991 159-1 (48.50)
10. Gail Smith, 1983..... 158-2 (48.22)

Javelin

1. Alana Redfern, 2003 181-5 (55.30)
2. Tammilee Kerr, 2008 163-5 (49.81)
3. Mandy Beck, 1999 153-4 (46.74)
4. Dakotah Goodell, 2015 . 153-3 1/4 (46.71)
5. Terri Soldan, 1983..... 152-6 1/4 (46.48)
6. Shani Renning, 1990 152-3 (46.40)
7. Kayla Hochhalter, 2015 152-6 (46.48)
8. **Marissa Mueller, 2018151-0 (46.02)**
9. Clara Simon, 1981 149-9 (45.64)
10. Janet Adams, 1984..... 148-7 (45.28)

Hammer Throw

1. Annemie Smith, 2015 ... 200-1 1/2 (60.99)
2. **Lauauga Tausaga, 2019....197-11 (60.32)**
3. Jasmine Simpson, 2013..... 197-7 (60.23)
4. Becca Franklin, 2007 195-0 (59.45)
5. Ashlyn Gulvas, 2014..... 192-9 (58.75)
6. Leah Colbert, 2018..... 189-3 (57.69)
7. **Nia Britt, 2019189-2 (57.65)**
8. **Amanda Howe, 2019188-11 (57.33)**
9. **Allison Wahrman, 2019185-6 (56.55)**
10. Kelsey Taylor, 2011 177-0 (53.95)

WOMEN'S ALL-TIME RELAYS

400-Meter Relay

1. Kwaza, Guster, Guillory , Hernandez, 2016	44.04
2. Chapman, Guillory , Hernandez, Brown, 2017	44.34
3. Kwaza, Guster, Chapman, Guillory , 2016	44.41
4. Thomas, Avant, Guillory , Brown, 2018.....	44.44
5. Kwaza, Guster, Hernandez, Brown, 2014.....	44.51
6. Thomas, Avant, Champe, Brown, 2018	44.52
7. Thomas, Guillory , Hernandez, Brown, 2017	44.53
8. Kwaza, Guster, Holder, Brown, 2014	44.62
9. Poole, Reid, Floyd, Hobbs, 1994	44.63
Chapman, Guillory , Hernandez, Brown, 2017	44.63

Shuttle Hurdle Relay

1. Prendergast, Cole, Raheem, Ruen, 1998.....	56.44
2. Cole, Prendergast, Raheen, Ruen, 1998	56.54
3. Raheen, Prendergast, Cole, Ruen, 1998	57.53

800-Meter Relay

1. Brown , Champe, Avant, Plock, 2018	1:35.11
2. Chapman, Guillory , Hernandez, Brown, 2017	1:35.36
3. Hobbs, Reid, Floyd, Poole, 1994	1:35.69
4. Roach, McCalla, Alexander, Johnson, 2006	1:36.19
5. Chapman, Roberts-Lewis, Champe, Brown, 2016	1:36.98
6. Williams, Charles, Fouchè, Providence, 2003.....	1:37.49
7. Herrmann, McCalla, Raymond, Roach, 2004.....	1:37.66
8. Charles, Dixon, Knight, Prendergast, 2002	1:38.15
9. Christian, Buss, Swanson, Morken, 2019	1:38.52
10. Prendergast, Dixon, Knight, Providence, 2001	1:38.73

1,600-Meter Relay

1. Hernandez, Guillory , Holder, Guster, 2016	3:30.97
2. Guillory , Brown, Hernandez, Champe, 2017	3:32.37
3. Guster, Guillory , Holder, Hernandez, 2016.....	3:32.63
4. Holder, Guillory , Hernandez, Guster, 2016.....	3:33.25
5. Guster, Hernandez, Holder, Kwaza, 2014	3:34.83
6. Praska, Hendricks, Liverpool, Erickson, 2011	3:35.93
7. Guillory , Brown, Hernandez, Champe, 2017	3:35.94
Champe, Guillory , Plock, Sharpe, 2018.....	3:35.94
9. Guster, Watts, Hernandez, Kwaza, 2014.....	3:36.09
10. Hume, Charles, Steffen, Williams, 2003	3:36.26

Sprint Medley Relay

1. Jones, Hendricks, Liverpool, Praska, 2011.....	3:48.63
2. Brown, Kwaza, Guster, Watts, 2014.....	3:51.18
3. Kwaza, Guster, Holder, Watts, 2016.....	3:52.62
4. Swanson, Morken, King, Arco, 2019	3:52.85
5. Kwaza, Brown, Guster, Trost, 2015	3:53.29
6. Kwaza, R. Moore, Holder, Alexia, 2013.....	3:54.51
7. Trusty, R. Moore, Hendricks, Praska, 2010.....	3:56.53
8. Reid, Philip, Hobbs, Benning, 1995.....	3:56.54
9. Roach, Alexander, McCalla, Stanley, 2005.....	3:56.99
10. Kwaza, R. Moore, Alexia, Nelson, 2013.....	3:58.72

3,200-Meter Relay

1. Suppelsa, Wodek, Kruckeberg, Schneckloth, 1987.....	8:46.45
2. Lahann, Stanley, Hume, Barber, 2004	8:48.87
3. Schneckloth, Roberts, Hawkins, Kruckeberg, 1989	8:49.38
4. Trost, Maser, Alexia, Nelson, 2014	8:49.95
5. Nelson, Watts, Wilberding, Sindt, 2016.....	8:51.90
6. Flood, Dlh, L. Hardesty, Docherty, 2009.....	8:53.91
7. Armstrong, Stanley, Laney, Hume, 2005.....	8:54.27
8. O'Brien, Camarigg, Williams, Stormo, 1981	8:54.36
9. Flood, Melander, Praska, Hardesty, 2010	8:54.45
10. Drapcho, Schlader, Williams, Stormo, 1980	8:56.14

Distance Medley Relay

1. Hoskins, Powell, Schneckloth, Kruckeberg, 1989	11:22.18
2. Armstrong, Alexander, Poncé, Stanley, 2007.....	11:25.05
3. Stanley, McCalla, Hume, Armstrong, 2005	11:34.04
4. Barber, Williams, Hume, Arens, 2004.....	11:34.56
5. Thompson, Williams, Hume, Arens, 2003	11:39.02
6. 2000	11:39.83
7. Schrulle, Erickson, Placzek, Eilers, 2012	11:40.57
8. Davenport, xx, xx, xx, 1981.....	11:41.44
9. Pare, Grant, Benning, Gilchrist, 1997	11:41.92
10. Dlh, Erickson, Docherty, Anderson, 2010.....	11:43.06

6,400-Meter Relay

1. Flood, Melander, A. Hardesty, L. Hardesty, 2010.....	19:05.63
2. Nukuri, Marchand, Henize, Armstrong, 2008.....	19:15.42
3. Flood, Laesch, Ranegar, Melander, 2012.....	19:16.73
4. Flood, Eilers, Melander, L. Hardesty, 2011	19:17.52
5. Flood, Melander, A. Hardesty, Eilers, 2009.....	19:36.43
6. Scott, Gordon, Schrulle, Gambrall, 2013	19:41.15
7. Jones, Bote Gonzalez, Wilberding, Reischmann, 2015.....	19:59.72
8. Maser, Price, Wilberding, Montuclard, 2014	20:23.27
9. Chapple, Laney, Donlon, Sokol, 2005	20:39.12
10. Arens, Barber, Butler, Roberts, 2001	20:40.89