

# 2007 IOWA REVIEW

## "In This Section"

Final 2006-07 Statistics and Results	120
2006-07 Review and Notes	129
2006-07 Box Scores	133



## 2006-2007 STATISTICS

## OVERALL GAMES: (WON 17, LOST 14)

Player	G/GS	FG-FGA	PCT	3-pt.		FT-FTA	PCT	REB	AVG	PF/D	AST	TO	BK	ST	PTS	AVG	MIN
				FG-FGA	PCT												
Haluska	31-31	190-466	.408	90-248	.363	167-192	.870	144	4.6	54/0	80	53	8	42	637	20.5	1070
Smith	31-29	174-394	.442	17-67	.254	96-132	.727	153	4.9	79/3	111	92	8	45	461	14.9	1045
Freeman	31-17	76-189	.402	35-99	.354	46-66	.697	90	2.9	45/0	116	69	1	33	233	7.5	780
Henderson	24-11	52-112	.464	2-9	.222	32-47	.681	37	1.5	34/1	56	65	1	19	138	5.8	576
Gorney	31-17	77-134	.575	0-2	.000	16-22	.727	118	3.8	72/0	15	22	7	14	170	5.5	610
Johnson	31-7	54-140	.386	45-99	.455	15-21	.714	70	2.3	35/0	33	31	13	11	168	5.4	613
Tate	31-22	48-104	.462	0-0	.000	35-53	.660	135	4.4	93/4	13	42	8	17	131	4.2	604
Looby	31-19	45-84	.536	0-0	.000	28-48	.583	143	4.6	98/5	13	19	53	19	118	3.8	574
Angle	28-2	17-36	.472	4-9	.444	9-10	.900	28	1.0	31/0	9	9	0	5	47	1.7	206
Crawford	11-0	3-8	.375	0-0	.000	0-1	.000	6	0.5	6/0	1	1	3	0	6	0.5	25
Wessels	15-0	2-8	.250	2-6	.333	0-0	.000	8	0.5	11/0	3	5	0	4	6	0.4	59
Bohall	11-0	0-6	.000	0-1	.000	4-10	.400	1	0.1	3/0	0	1	0	2	4	0.4	27
Adams	6-0	1-3	.333	0-0	.000	0-0	.000	2	0.3	1/0	1	1	0	0	2	0.3	11
Team								92	3.0			7					
<b>IOWA</b>	<b>31</b>	<b>739-1684</b>	<b>.439</b>	<b>195-540</b>	<b>.361</b>	<b>448-602</b>	<b>.744</b>	<b>1027</b>	<b>33.1</b>	<b>562/14</b>	<b>451</b>	<b>417</b>	<b>102</b>	<b>211</b>	<b>2121</b>	<b>68.4</b>	<b>6200</b>
<b>OPP.</b>	<b>31</b>	<b>737-1673</b>	<b>.441</b>	<b>204-573</b>	<b>.356</b>	<b>357-552</b>	<b>.647</b>	<b>1057</b>	<b>34.1</b>	<b>573/5</b>	<b>432</b>	<b>468</b>	<b>100</b>	<b>187</b>	<b>2035</b>	<b>65.6</b>	<b>6200</b>

Score by Periods:	1	2	Total	Deadball Rebounds:	Iowa	Opponents
Iowa	967	1154	2121	Iowa	69	79
Opponents	933	1102	2035	Opponents	79	

## BIG TEN GAMES ONLY (WON 9, LOST 7)

Player	G/GS	FG-FGA	PCT	3-pt.		FT-FTA	PCT	REB	AVG	PF/D	AST	TO	BK	ST	PTS	AVG	MIN
				FG-FGA	PCT												
Haluska	16-16	97-244	.398	44-129	.341	103-120	.858	79	4.9	26/0	37	25	3	20	341	21.3	571
Smith	16-16	79-203	.389	9-42	.214	59-75	.787	81	5.1	43/1	62	46	5	25	226	14.1	569
Freeman	16-9	35-85	.412	15-43	.349	27-40	.675	51	3.2	22/0	52	35	0	17	112	7.0	381
Henderson	16-8	39-81	.481	2-9	.222	22-32	.688	28	1.8	24/1	27	39	1	11	102	6.4	408
Gorney	16-7	37-64	.578	0-1	.000	8-13	.615	64	4.0	39/0	3	11	5	2	82	5.1	312
Tate	16-14	28-56	.500	0-0	.000	14-24	.583	77	4.8	51/3	5	21	4	7	70	4.4	326
Johnson	16-1	22-54	.407	18-39	.462	7-11	.636	28	1.8	16/0	13	9	5	4	69	4.3	272
Looby	16-9	22-34	.647	0-0	.000	8-16	.500	63	3.9	53/4	6	7	18	6	52	3.3	282
Crawford	2-0	2-3	.667	0-0	.000	0-0	.000	1	0.5	3/0	0	1	2	0	4	2.0	5
Bohall	3-0	0-2	.000	0-0	.000	4-8	.500	1	0.3	0/0	0	1	0	1	4	1.3	12
Angle	13-0	3-9	.333	1-2	.500	3-4	.750	5	0.4	7/0	5	2	0	0	10	0.8	55
Adams	1-0	0-0	.000	0-0	.000	0-0	.000	0	0.0	0/0	0	0	0	0	0	0.0	2
Wessels	2-0	0-0	.000	0-0	.000	0-0	.000	1	0.5	1/0	0	1	0	0	0	0.0	5
Team								43	2.7			4					
<b>IOWA</b>	<b>16</b>	<b>364-835</b>	<b>.436</b>	<b>89-265</b>	<b>.333</b>	<b>255-343</b>	<b>.743</b>	<b>522</b>	<b>32.6</b>	<b>285/9</b>	<b>210</b>	<b>202</b>	<b>43</b>	<b>93</b>	<b>1072</b>	<b>67.0</b>	<b>3200</b>
<b>OPP.</b>	<b>16</b>	<b>392/865</b>	<b>.453</b>	<b>103-303</b>	<b>.340</b>	<b>183-279</b>	<b>.656</b>	<b>529</b>	<b>33.1</b>	<b>300/11</b>	<b>238</b>	<b>206</b>	<b>47</b>	<b>90</b>	<b>1070</b>	<b>66.9</b>	<b>3200</b>

Score by Periods:	1	2	Total	Deadball Rebounds:	Iowa	Opponents
Iowa	467	605	1072	Iowa	38	41
Opponents	498	572	1070	Opponents	41	

## 2006-2007 RESULTS

**Overall: 17-14; Big Ten: 9-7; Home: 14-2; Away: 2-9; Neutral: 1-3**

	<b>DATE</b>	<b>OPPONENT</b>	<b>RESULT</b>	<b>ATTEND.</b>	<b>TOP SCORER</b>	<b>TOP REBOUNDER</b>
	Nov. 13	The Citadel (n)	W, 75-53	9,120	Adam Haluska, 29	Kurt Looby, 14
%	Nov. 17	Toledo (n)	W, 78-65	2,468	Tyler Smith, 28	Kurt Looby, 9
%	Nov. 19	Alabama (n)	L, 60-72	2,451	Tyler Smith, 19	Tyler Smith, 6
%	Nov. 20	Villanova (n)	L, 60-89	3,032	Adam Haluska, 18	Kurt Looby, 7
	Nov. 25	at Arizona State	L, 64-67	10,115	Adam Haluska, 24	Cyrus Tate, 5
	Nov. 29	at Virginia Tech	L, 65-69	9,847	Adam Haluska, 24	Smith/Tate, 7
+	Dec. 1	Texas-Pan American	W, 62-46	10,113	Justin Johnson, 14	Smith/Johnson/Angle, 5
+	Dec. 2	Coppin State	W, 83-67	10,844	Adam Haluska, 31	Tate/Haluska, 9
	Dec. 5	Northern Iowa	L, 55-57	11,047	Tyler Smith, 20	Seth Gorney, 9
	Dec. 8	Iowa State	W, 77-59	14,577	Adam Haluska, 18	Kurt Looby, 6
	Dec. 16	at Drake	L, 59-75	7,268	Adam Haluska, 21	Adam Haluska, 7
	Dec. 20	Georgia State	W, 101-59	9,024	Adam Haluska, 36	Kurt Looby, 12
	Dec. 23	Texas Southern	W, 90-63	10,350	Tyler Smith, 25	Kurt Looby, 6
	Dec. 30	Cornell	W, 65-50	10,990	Adam Haluska, 29	Smith/Johnson, 6
*	Jan. 4	Michigan State	W, 62-60	11,469	Adam Haluska, 16	Cyrus Tate, 9
*	Jan. 10	at Illinois	L, 70-74	16,618	Adam Haluska, 25	Tyler Smith, 7
*	Jan. 13	Minnesota	W, 60-49	15,500	Adam Haluska, 22	Tony Freeman, 9
*	Jan. 16	at Indiana	L, 64-71	17,240	Adam Haluska, 21	Tyler Smith, 6
*	Jan. 20	at Ohio State	L, 63-82	18,963	Tyler Smith, 21	Kurt Looby, 5
*	Jan. 24	Penn State	W, 79-63	10,471	Adam Haluska, 24	Gorney/Looby, 6
*	Jan. 28	Wisconsin	L, 46-57	15,500	Adam Haluska, 16	Cyrus Tate, 10
*	Jan. 31	at Michigan	W, 69-62	11,129	Tyler Smith, 22	Adam Haluska, 10
*	Feb. 3	Indiana	W, 81-75	15,500	Adam Haluska, 33	Tyler Smith, 9
*	Feb. 7	at Minnesota	W, 91-78	11,434	Adam Haluska, 34	Tyler Smith, 8
*	Feb. 10	at Wisconsin	L, 62-74	17,190	Adam Haluska, 16	Haluska/Smith, 6
*	Feb. 15	Northwestern	W, 66-58	13,668	Adam Haluska, 29	Cyrus Tate, 7
*	Feb. 17	at Michigan State	L, 49-81	14,759	Adam Haluska, 11	Adam Haluska, 5
*	Feb. 21	Purdue	W, 78-59	11,466	Tyler Smith, 18	Cyrus Tate, 10
*	Feb. 28	at Penn State	L, 72-74	6,706	Adam Haluska, 30	Adam Haluska, 8
*	Mar. 3	Illinois	W, 60-53	15,500	Adam Haluska, 21	Tate/Looby, 7
&	Mar. 9	Purdue	L, 74-55	18,103	Tyler Smith, 17	Tyler Smith, 7

% – Paradise Jam, St. Thomas, Virgin Islands

+ – Hawkeye Challenge, Iowa City, IA

\* – Big Ten Conference Game

& – Big Ten Conference Tournament, Chicago, IL

<b>ATTENDANCE SUMMARY</b>	<b>GAMES</b>	<b>TOTALS</b>	<b>AVERAGE</b>
Home	16	195,139	12,196
Away	11	141,269	12,843
Neutral	4	26,054	7,955
<b>Totals</b>	<b>31</b>	<b>362,462</b>	<b>11,692</b>

## 2006-2007 GAME-BY-GAME STATISTICS

TEAM	SCORE	FG-A	PCT	3-PT. FG	PCT	FT-A	PCT	REB	PF	AS	TO	BS	ST
at Iowa	75	28-57	.491	9-24	.375	10-13	.769	40	17	25	14	3	8
The Citadel	53	19-56	.339	6-22	.273	9-15	.600	33	17	7	16	3	8
Iowa (n)	78	27-64	.422	5-14	.357	19-25	.760	51	17	12	18	3	4
Toledo	65	24-64	.375	9-23	.391	8-11	.727	30	21	13	14	1	10
Iowa (n)	60	24-64	.375	7-30	.233	5-6	.833	31	20	17	11	1	9
Alabama	72	25-51	.510	5-16	.313	15-22	.682	39	11	14	17	7	6
Iowa (n)	60	19-46	.413	5-12	.417	17-23	.739	26	20	8	22	5	4
Villanova	89	30-57	.526	14-27	.519	15-20	.750	32	20	16	14	5	7
Iowa	64	26-54	.481	8-25	.320	4-5	.800	25	12	16	14	3	8
at Arizona State	67	27-53	.509	10-16	.625	3-4	.750	30	13	19	16	1	4
Iowa	65	23-54	.426	9-20	.450	10-13	.769	37	25	12	19	5	4
at Virginia Tech	69	24-55	.436	4-8	.500	17-33	.515	31	17	13	8	6	9
at Iowa	62	23-49	.469	5-14	.357	11-17	.647	31	14	15	12	2	14
TX-Pan American	46	19-45	.422	4-18	.222	4-10	.400	30	19	11	19	0	7
at Iowa	83	28-63	.444	10-23	.435	17-21	.810	41	17	22	12	3	5
Coppin State	67	24-57	.421	5-18	.278	14-19	.737	32	25	9	14	2	5
at Iowa	55	22-63	.349	6-14	.429	5-7	.714	34	24	11	10	0	5
Northern Iowa	57	17-48	.354	2-9	.222	21-29	.724	44	14	10	15	8	3
at Iowa	77	28-61	.459	6-8	.750	15-19	.789	30	18	17	12	6	13
Iowa State	59	22-57	.386	9-24	.375	6-11	.545	43	19	11	26	5	6
Iowa	59	20-51	.392	9-23	.391	10-14	.714	23	25	11	15	1	7
at Drake	75	26-49	.531	5-15	.333	18-29	.621	41	17	13	17	3	8
at Iowa	101	36-68	.529	11-21	.524	18-25	.720	44	22	26	14	4	9
Georgia State	59	19-55	.345	6-23	.261	15-25	.600	35	19	13	25	2	5
at Iowa	90	25-59	.424	7-18	.389	33-37	.892	34	16	20	9	4	11
Texas Southern	63	24-58	.414	6-15	.400	9-15	.600	41	28	16	24	3	4
at Iowa	65	25-45	.556	8-19	.421	7-10	.700	28	8	19	17	10	10
Cornell	50	19-53	.358	10-25	.400	2-4	.500	29	11	16	20	1	7
at Iowa	62	20-47	.426	4-13	.308	18-23	.783	26	14	14	7	3	8
Michigan State	60	22-53	.415	5-17	.294	11-14	.786	37	20	14	12	3	3
Iowa	70	21-48	.438	7-13	.538	21-27	.778	28	19	10	16	2	3
at Illinois	74	28-55	.509	8-25	.320	10-19	.526	33	19	19	14	2	6

## 2006-2007 GAME-BY-GAME STATISTICS

TEAM	SCORE	FG-A	PCT	3-PT. FG	PCT	FT-A	PCT	REB	PF	AS	TO	BS	ST
at Iowa Minnesota	60	18-53	.340	2-17	.118	22-27	.815	38	12	6	7	5	2
	49	20-59	.339	4-17	.235	5-7	.714	40	17	9	11	4	4
Iowa at Indiana	64	25-55	.455	2-10	.200	12-16	.750	33	18	12	14	1	7
	71	25-54	.463	8-21	.381	13-17	.765	32	17	13	13	4	5
Iowa at Ohio State	63	27-56	.482	7-20	.350	2-6	.333	27	17	14	13	0	3
	82	31-53	.585	6-20	.300	14-17	.824	27	13	17	11	2	4
at Iowa Penn State	79	27-52	.519	8-17	.471	17-27	.630	32	21	11	8	4	4
	63	21-60	.350	6-23	.261	15-25	.600	44	22	12	13	0	3
at Iowa Wisconsin	46	16-57	.281	2-14	.143	12-18	.667	40	20	9	9	1	5
	57	20-43	.465	7-19	.368	10-18	.556	33	14	14	12	2	4
Iowa at Michigan	69	24-56	.429	7-17	.412	14-18	.778	40	23	17	15	4	4
	62	21-55	.382	1-8	.125	19-24	.792	31	17	15	11	5	6
at Iowa Indiana	81	21-52	.404	7-20	.350	32-37	.865	42	27	15	19	2	7
	75	25-52	.481	8-20	.400	17-23	.739	25	29	17	15	2	7
Iowa at Minnesota	91	32-55	.582	10-16	.625	17-21	.810	26	14	24	10	2	7
	78	31-49	.633	7-19	.368	9-12	.750	18	16	20	13	3	4
Iowa at Wisconsin	62	27-64	.422	3-13	.231	5-10	.500	33	20	11	12	0	7
	74	26-58	.448	8-17	.471	14-22	.633	42	13	14	14	6	7
at Iowa Northwestern	66	20-48	.417	7-24	.292	19-24	.792	41	15	11	16	4	5
	58	24-60	.400	3-19	.158	7-12	.583	32	21	16	10	3	7
Iowa at Michigan State	49	15-44	.341	2-12	.167	17-25	.680	23	11	7	17	2	7
	81	33-57	.579	10-22	.455	5-10	.500	36	22	18	12	7	11
at Iowa Purdue	78	25-45	.556	5-12	.417	23-33	.697	36	23	21	18	4	10
	59	20-50	.400	6-18	.333	13-27	.481	28	29	10	19	1	9
Iowa at Penn State	72	27-58	.466	9-31	.290	9-11	.818	26	14	17	10	3	9
	74	25-52	.481	10-18	.556	14-20	.700	32	11	17	13	1	5
at Iowa Illinois	60	19-45	.422	7-16	.438	15-20	.750	29	17	11	11	6	5
	53	20-55	.364	6-20	.300	6-12	.583	39	53	14	13	2	5
Iowa (n) Purdue	55	21-51	.412	1-10	.100	12-24	.500	29	22	10	16	9	7
	74	25-50	.500	6-11	.545	18-26	.692	38	22	13	17	6	8

## 2007 SCORING &amp; REBOUNDING

	A D A M S	A N G L E	B O H A L L	C R A W F O R D	F R E E M A N	G O R N E Y	H A L U S K A	H E N D E R S O N	J O H N S O N	L O O B Y	S M I T H	T A T E	W E S S E L S
The Citadel	2-1	2-2	0-0	0-0	7#6	10#2	29#5	INJ	6#3	4#14	2-0	13-3	0-1
% Toledo (n)	DNP	0-1	DNP	DNP	2#8	10#5	10#5	INJ	3#2	13#9	28-6	9-7	3-1
% Alabama (n)	DNP	0-3	0-0	0-1	16#4	10#2	4#4	INJ	6-2	0#2	19#6	2-2	3-2
% Villanova (n)	0-0	5-0	0-0	0-1	7#1	2#1	18#4	INJ	0-1	13#7	12#3	3-3	0-0
at Arizona State	DNP	5-1	DNP	DNP	3#0	2#3	24#4	INJ	8-2	6#2	12#4	4-5	0-1
at Virginia Tech	DNP	0-1	DNP	DNP	11-2	4-5	24#2	INJ	9#6	6#4	7#7	4#7	0-0
+ TX-Pan American	DNP	0-5	0-0	0-0	10-1	8-4	8#4	DNP	14#5	4#2	12#5	6#3	0-0
+ Coppin State	DNP	8-2	DNP	DNP	6-2	2-3	31#9	1-0	13#5	0#1	16#7	6#9	DNP
Northern Iowa	DNP	2-0	DNP	DNP	11-4	8-9	9#3	0-0	3#0	0#4	20#6	2#4	DNP
Iowa State	0-0	5#2	0-0	0-0	11#2	6#4	18#4	8-0	6-1	5-6	16#2	2-3	0-0
at Drake	DNP	0#1	DNP	0-0	4#1	2#5	21#7	2-0	12-0	2-0	16#5	0-1	0-0
Georgia State	0-1	4-2	0-0	2-1	12-3	8#5	36#1	8#4	8-6	6-12	15#5	2#2	0-0
Texas Southern	0-0	2-2	0-0	0-1	4-1	10#3	21#4	9#9	9-2	3-6	25#3	7#5	0-1
Cornell	DNP	2-1	DNP	DNP	6-0	4#3	29#3	6#1	0-6	0-5	18#6	0#1	0-1
* Mich. State	DNP	4-0	DNP	DNP	3-1	3#3	16#5	5#0	0-1	7-3	10#4	14#9	DNP
* at Illinois	DNP	0-0	DNP	DNP	5-1	6#4	25#2	4#3	11-2	5-3	12#7	2#2	DNP
* Minnesota	DNP	0-0	DNP	DNP	7-9	6#4	22#4	7#1	0-8	0-4	15#3	3#4	DNP
* at Indiana	DNP	0-1	DNP	DNP	0-1	12#5	21#4	5#4	4#2	2-3	17#6	3-4	DNP
* at Ohio State	DNP	0-0	DNP	DNP	6#2	4#4	15#4	8#4	3-1	2-5	21#4	4-1	DNP
* Penn State	DNP	0-0	DNP	DNP	5-4	2#6	24#3	12#1	9-0	6-6	19#5	2#5	DNP
* Wisconsin	DNP	0-1	DNP	DNP	3-2	2#4	16#7	5#1	0-0	6-6	8#5	6#10	DNP
* at Michigan	DNP	0-0	DNP	DNP	14-1	6-7	17#10	0#1	6-1	0#3	22#8	4#4	DNP
* Indiana	DNP	0-0	DNP	DNP	4#4	6-6	33#5	4-3	8-2	2#6	18#9	6#4	DNP
* at Minnesota	DNP	3-1	DNP	DNP	11#3	8-1	34#5	11-1	1-2	4#0	19#8	0#2	DNP
* at Wisconsin	DNP	DNP	DNP	DNP	8#5	8-4	16#6	6-1	5-1	5#4	8#6	6#4	DNP
* Northwestern	DNP	0-0	DNP	DNP	5#6	0-5	29#6	6-3	6-3	5#6	13#4	2#7	DNP
* at Mich. State	0-0	3-1	2-0	4-1	3#3	7-4	11#5	0-0	8-1	2-2	6#2	3#2	0-0
* Purdue	DNP	0-1	1-2	0-0	14#1	8-3	11#3	10-1	0-0	4#4	18#4	11#10	0-1
* at Penn State	DNP	DNP	DNP	DNP	11#6	4#3	30#8	8-0	3-2	2#1	14#4	0#2	DNP
* Illinois	DNP	DNP	DNP	DNP	13#2	0-1	21#2	11-4	5-2	0#7	6#2	4#7	DNP
& Purdue	DNP	2-0	0-0	0-0	11#4	2-0	14#6	2-0	2-1	4#6	17#7	1#3	0-0

% -- Paradise Jam, St. Thomas, Virgin Islands

+ -- Hawkeye Challenge, Iowa City, IA

\* -- Big Ten Conference Game

& -- Big Ten Conference Tournament, Chicago, IL

# -- Denotes starting line-up

# 2007 INDIVIDUAL & TEAM BESTS

## INDIVIDUAL HIGHS

Points:	36	Adam Haluska vs. Georgia State
Field Goals:	13 (19 att.)	Adam Haluska vs. Georgia State
Field Goal Attempts:	20 (7 made)	Adam Haluska at Wisconsin
Field Goal Percentage (8 att.):	.769 (10-13)	Adam Haluska vs. Cornell
3-pt. Field Goals:	6	Adam Haluska vs. Citadel (14 att.); vs. Coppin State (12 att.); vs. Georgia State (11 att.); vs. Cornell (9 att.); at Minn. (10 att.)
3-pt. Field Goal Attempts:	14 (6 made)	Adam Haluska vs. The Citadel
3-pt. Field Goal Percentage (4 att.):	.800 (4-5)	Justin Johnson at Drake; Tyler Smith vs. Texas Southern
Free Throws:	16 (18 att.)	Adam Haluska vs. Northwestern
Free Throw Attempts:	18 (16 made)	Adam Haluska vs. Northwestern
Free Throw Percentage (7 att):	1.000	Smith (10-10) vs. Indiana; Haluska (8-8) vs. Minnesota
Rebounds:	14	Kurt Looby vs. The Citadel
Assists:	11	Tony Freeman vs. The Citadel
Blocked Shots:	5	Kurt Looby vs. Cornell, Illinois, Purdue
Steals:	5	Tyler Smith at Wisconsin

## TEAM HIGHS

### IOWA

101 vs. Georgia State  
 36 (68 att.) vs. Georgia State  
 68 (36 made) vs. Georgia State  
 .582 (32-55) at Minnesota  
 11 (21 att.) vs. Georgia State  
 31 (9 made) at Penn State  
 .750 (6-8) vs. Iowa State  
 33 (37 att.) vs. Texas Southern  
 37 (33 made) vs. TX Southern; vs. Indiana (32 made)  
 .892 (33-37) vs. Texas Southern  
 51 vs. Toledo  
 26 vs. Georgia State  
 10 vs. Cornell  
 14 vs. Texas Pan American  
 22 vs. Villanova  
 25 at Virginia Tech & at Drake

### Points

### Field Goals

### FG Attempts

### FG Percentage

### 3-pt. Field Goals

### 3-pt. FG Attempts

### 3-pt. FG Percentage

### Free Throws

### FT Attempts

### FT Percentage

### Rebounds

### Assists

### Blocked Shots

### Steals

### Turnovers

### Fouls

### OPPONENT

89 by Villanova  
 33 (57 att.) by Michigan State  
 64 (24 made) by Toledo  
 .633 (31-49) by Minnesota  
 14 (27 att.) by Villanova  
 27 (14 made) by Villanova  
 .625 (10-16) by Arizona State  
 21 (29 att.) by Northern Iowa  
 33 (17 made) by Virginia Tech  
 .824 (14-17) by Ohio State  
 44 by Northern Iowa, Penn State  
 19 by Arizona State  
 8 by Northern Iowa  
 11 by Michigan State  
 26 by Iowa State  
 29 by Indiana, Purdue

## TEAM LOWS

### IOWA

46 vs. Wisconsin  
 15 (44 att.) at Michigan State  
 44 (15 made) at Michigan State  
 .281 (16-57) vs. Wisconsin  
 2, four times, last at Michigan State  
 8 (6 made) vs. Iowa State  
 .100 (1-10) vs. Purdue  
 2 (6 att.) at Ohio State  
 5 (4 made) vs. Arizona State  
 .333 (2-6) at Ohio State  
 23 at Drake  
 6 vs. Minnesota  
 0 vs. Northern Iowa, at Ohio State & at Wisconsin  
 2 vs. Minnesota  
 7 vs. Michigan State & Minnesota  
 8 vs. Cornell

### Points

### Field Goals

### FG Attempts

### FG Percentage

### 3-pt. Field Goals

### 3-pt. FG Attempts

### 3-pt. FG Percentage

### Free Throws

### FT Attempts

### FT Percentage

### Rebounds

### Assists

### Blocked Shots

### Steals

### Turnovers

### Fouls

### OPPONENT

46 by Texas Pan American  
 17 (48 att.) by Northern Iowa  
 43 (20 made) by Wisconsin  
 .339 by Citadel (19-56) & Minn. (20-59)  
 1 (8 att.) by Michigan  
 8 (4 made) by VA Tech/(1 made) by Mich.  
 .125 (1-8) by Michigan  
 2 (4 att.) by Cornell  
 4 (3 made) by Arizona State; (2 made) Cornell  
 .400 (4-10) by Texas Pan America  
 18 by Minnesota  
 7 by The Citadel  
 0 by Texas-Pan Amer.  
 3 by Northern Iowa & Michigan State  
 8 by Virginia Tech, Penn State  
 11 by Alabama & Cornell



## 2007 SEASON &amp; CAREER BESTS

## SEASON BESTS

PLAYER	POINTS	REBOUNDS	ASSISTS	BLOCKS	STEALS
Drew Adams	2, Citadel	1, Citadel/GA St.	1, TX Southern	---	---
J.R. Angle	8, Coppin State	5, TX-Pan AM	2, Purdue	---	2, Georgia State
Dan Bohall	2, at Mich. State	---	---	---	1, Citadel/at MSU
Josh Crawford	4, at Mich. State	1, six times	1, Villanova	1, TX So./at MSU	---
Tony Freeman	16, Alabama	9, Minnesota	11, Citadel	1, vs. Purdue	3, IA State/Mich St.
Seth Gorney	12, at Indiana	9, Northern IA	3, Alabama	2, at Michigan	3, Citadel
Adam Haluska	36, Georgia State	10, at Michigan	9, Coppin State	2, Iowa State	4, Cornell, Purdue
Mike Henderson	12, Penn State	4, four times	9, GA St./TX Sou.	1, at Minnesota	3, TX Southern
Justin Johnson	14, Texas Pan Amer.	8, Minnesota	4, three times	3, Cornell	2, Coppin St./TX So.
Kurt Looby	13, Toledo/Villanova	14, Citadel	2, three times	5, three times	2, four times
Tyler Smith	28, Toledo	9, Indiana	7, Indiana, Purdue	2, vs. Purdue	5, at Wisconsin
Cyrus Tate	14, Mich. St.	10, Wisc/Purdue	2, three times	2, Minnesota	3, Purdue
Brett Wessels	3, Toledo/Alabama	2, Alabama	3, Citadel	---	1, four times

## CAREER BESTS

PLAYER	POINTS	REBOUNDS	ASSISTS
Drew Adams	2, The Citadel	1, Citadel/Georgia State	1, TX Southern
J.R. Angle	8, Coppin State	5, Texas Pan American	2, Purdue
Dan Bohall	2, at Michigan State		
Josh Crawford	4, at Michigan State	1, six times, last at Mich. State	1, Villanova
Tony Freeman	16, Alabama	9, Minnesota	11 vs. Citadel
Seth Gorney	12, at Indiana	9 vs. Northern Iowa	3 vs. Alabama
Adam Haluska	36, Georgia State	11 vs. ARK-Pine Bluff, '03	9, Coppin State
Mike Henderson	17, Michigan St., '05	8 vs. Drake/Illinois, '06	9, Georgia State/TX Southern
Justin Johnson	14, Texas Pan American	8, Minnesota	4 at Arizona State
Kurt Looby	13, Toledo/Villanova	14 vs. Citadel	3, four times
Tyler Smith	28, Toledo	9, Indiana	7, Indiana, Purdue
Cyrus Tate	14, Mich. St.	10, Wisconsin, Purdue	2 at VA Tech
Brett Wessels	3, three times, last vs. Alabama	2 vs. Alabama	3 vs. Citadel

**NOTE:** Career bests occurred in 2006-07 unless otherwise noted.





# THE LAST TIME...

## THE LAST TIME A PLAYER...

### Had 30 or more points

Iowa – 30, Adam Haluska, at Penn State, 2/28/07

Opponent – 32, Vedran Vukusic, Northwestern, 1/26/05

### Made at least 90% of his FGA (10 att.)

Iowa – .909 (9-10), Luke Recker vs. Purdue, 3/07/02

Opponent – .923 (12-13), Greg Oden, Ohio State, 1/20/07

### Made 100% of his FTA (10 att.)

Iowa – 1.000 (10-10), Tyler Smith vs. Indiana 2/3/07

Opponent – 1.000 (10-10), Vincent Grier, Minnesota, 2/18/06

### Had 15 or more rebounds

Iowa – 23, Greg Brunner vs. Minnesota, 1/18/06

Opponent – 17, Marco Killingsworth, Indiana, 2/11/06

### Had 10 or more assists

Iowa – 10, Jeff Horner vs. Ohio State (Big Ten Tournament), 3/12/06

Opponent – 10, Travis Walton, Michigan State, 2/17/07

### Had 5 or more blocked shots

Iowa – 5, Kurt Looby vs. Purdue, 3/9/07

Opponent – 5, Lewis Witcher, Virginia Tech, 11/29/06

### Had 5 or more steals

Iowa – 5, Tyler Smith at Wisconsin, 2/10/07

Opponent – 5, Vedran Vukusic, Northwestern, 2/12/05

## THE LAST TIME A TEAM...

### Scored 100 or more points

Iowa – 101, vs. Georgia State, 12/20/06

Opponent – 106, North Carolina, 11/24/04

### Scored 40 or fewer points

Iowa – 39 vs. Indiana, 1/10/49

Opponent – 38, Penn State, 3/1/06

### Won an overtime game

Iowa – 76-72 (30T) vs. Minnesota, 1/18/06

Opponent – 63-67 (1 OT), at Northern Iowa, 12/6/05

### Made at least 60% of its FGA (20 att.)

Iowa – .653 (32-44) vs. Michigan, 2/4/06

Opponent – .633 (31-49), Minnesota, 2/7/07

### Made at least 50% of its 3-pt. FGA (8 att.)

Iowa – .625 (10-16), at Minnesota, 2/7/07

Opponent – .545 (6-11), Purdue, 3/9/07

### Made at least 90% of its FTA (10 att.)

\*Iowa – 1.000 (20-20) vs. Western Illinois, 11/19/04

Opponents – .900 (9-10), Robert Morris, 12/22/05

\* – School Record



# IOWA'S RECORD WHEN...

When playing at home:	14-2
When playing on the road:	2-9
When playing on a neutral court:	1-3
When leading at the half:	13-4
When trailing at the half:	2-10
When tied at the half:	2-0
When wearing White:	11-3
When wearing Black:	2-10
When wearing Gold:	4-1
When Iowa scores 100 points or more:	1-0
When Iowa scores 90-99 points:	2-0
When Iowa scores 80-89 points:	2-0
When Iowa scores 70-79 points:	5-2
When Iowa scores under 70 points:	7-12
When opponent scores 100 points or more:	0-0
When opponent scores 90-99 points:	0-0
When opponent scores 80-89 points:	0-3
When opponent scores 70-79 points:	2-6
When opponent scores 60-69 points:	6-2
When opponent scores fewer than 60 points:	9-3
When Iowa shoots at least 50% from the field:	5-0
When Iowa shoots less than 50% from the field:	12-14
When opponent shoots at least 50% from the field:	1-8
When opponent shoots less than 50% from the field:	16-6
When Iowa has higher FG% than opponent:	14-0
When opponent has higher FG%:	3-13
When FG% is equal:	0-0
When Iowa out-rebounds opponent:	10-3
When opponent has more rebounds:	7-10
When rebounds are equal:	0-1
When Iowa shoots at least 80% from the line:	5-3
When Iowa shoots less than 80% from the line:	12-11
When opponent shoots at least 80% from the line:	0-1
When opponent shoots less than 80% from the line:	17-13
When Iowa shoots more free throws than opponent:	14-4
When opponent shoots more free throws:	2-9
When free throws attempts are equal:	1-1
When Iowa has higher FT% than opponent:	15-8
When opponent has higher FT%:	2-6
When FT% is equal:	0-0
When Iowa shoots at least 50% from three-point range:	3-1
When Iowa shoots less than 50% from three-point range:	14-13
When opponent shoots at least 50% from three-point range:	1-5
When opponent shoots less than 50% from three-point range:	16-9
When Iowa has a higher three-point FG% than opponent:	13-4
When opponent has a higher three-point FG%:	4-10
When three-point FG% is equal:	0-0
When Iowa has more assists than opponent:	10-2
When opponent has more assists:	6-11
When assists are equal:	1-1
When Iowa has fewer turnovers than opponent:	13-7
When opponent has fewer turnovers:	4-7
When turnovers are equal:	0-0



When Iowa has more steals than opponent:	9-6
When opponent has more steals:	4-7
When steals are equal:	4-1

Iowa field goal percentage at home:	381-864	.441
Iowa field goal percentage on road:	358-915	.391
Iowa 3-point percentage at home:	104-274	.380
Iowa 3-point percentage on road:	91-266	.342
Iowa free throw percentage at home:	264-358	.737
Iowa free throw percentage on road:	174-244	.713

On Sunday:	0-2
On Monday:	1-1
On Tuesday:	0-2
On Wednesday:	5-3
On Thursday:	2-0
On Friday:	3-1
On Saturday:	6-5

On CBS:	0-1
On ESPN:	1-3
On ESPN2:	1-0
On ESPN Plus:	14-4
On ESPNU:	0-3
On Fox Sports:	0-3
On Opponent Network:	0-0
No Television:	1-0

Most Points, First Half:	49 vs. Georgia State & Texas Southern
Fewest Points, First Half:	17 at Indiana & at Michigan State
Most Points Allowed, First Half:	44 at Michigan State
Fewest Points Allowed, First Half:	16 vs. Minnesota

Most Points, Second Half:	52 vs. Georgia State
Fewest Points, Second Half:	24 vs. Wisconsin
Most Points Allowed, Second Half:	48 vs. Villanova
Fewest Points Allowed, Second Half:	23 vs. Texas Pan American
Largest Halftime Advantage:	22 vs. Texas Southern
Largest Halftime Deficit:	27 at Michigan State

# 2007 REVIEW NOTES

## HAWKEYES EARN SEVENTH STRAIGHT WINNING SEASON

Iowa concluded the 2006-07 season with an overall record of 17-14, posting a seventh straight winning season. The seven straight winning seasons matches the longest streak in school history.

Iowa posted a 9-7 record in Big Ten Conference action, earning a tie for fourth place and the fourth-seed in the Big Ten Conference Tournament. Iowa concluded the season with a 14-2 mark in Carver-Hawkeye Arena, improving its home record to 44-5 over the past three seasons, the best three-year mark in school history.

As a young team the Hawkeyes started slow while playing five of their first six games on the road. Iowa was also short-handed in the early going, as senior guard Mike Henderson suffered a fractured pinkie finger on his right hand and did not play in the first seven games. The Hawkeyes began the season with two wins before suffering losses to Alabama and Villanova in the Paradise Jam and road losses at Arizona State and Virginia Tech. The Hawkeyes won their own Hawkeye Challenge and recorded a 77-59 win over Iowa State.

The non-conference season also included losses to Northern Iowa and Drake before Iowa won three straight games to enter conference play with an 8-6 record and a little momentum. The Hawkeyes defeated 24th-ranked Michigan State to begin league play. Iowa lost consecutive league games on just one occasion (at Indiana & at Ohio State) and defeated eight of 10 conference opponents. The Hawkeyes closed the regular season with a win over Illinois to earn the fourth seed in the Big Ten Tournament, where they lost to Purdue in the quarter-finals.

Senior guard Adam Haluska led the Hawkeyes throughout the season. Haluska led the Big Ten in scoring for the entire season (20.5) and in league games only (21.3), becoming the sixth Iowa player to lead the conference in scoring. He ends his Iowa career with 1,578 points. He ranks seventh on Iowa's career scoring chart and is first among players who played just three seasons. His four year point total is 1,862.

Haluska was named first team all-Big Ten and received honorable mention all-America recognition from the Associated Press. He earned first team academic all-American honors, being named the Academic all-American of the Year for Division I men's basketball. He was a first team all-District selection by the National Association of Basketball Coaches as well.

Freshman Tyler Smith made an immediate impact, leading the team in rebounding (4.9) and ranking second in scoring at 14.9 points per game. Smith also led the team in steals (1.5) and ranked second in assists (3.6).

## HAWKEYES SET ARENA RECORD

Iowa set a Carver-Hawkeye Arena (opened in 1983) record with 12 consecutive Big Ten Conference home wins. The streak was snapped Jan. 28 when second-ranked Wisconsin won in Iowa City. Prior to the Badger loss, Iowa had not lost a Big Ten home game since a 75-65 loss to top-ranked Illinois on Feb. 19, 2005.

Iowa's record for consecutive home wins in league play is 14 straight. That mark was set during the 1980-81 and 1981-82 seasons when home games were played at the Iowa Field House.

## TOP HOME PERCENTAGE

Iowa has posted a 44-5 (.898) record in Carver-Hawkeye Arena over the last three seasons. That mark ranks as Iowa's best home court winning percentage over any three year period in which Iowa won at least 40 games.

Iowa's winning percentage in Big Ten home games (20-4, .833) over the last three seasons is also the best percentage since the conference began playing more than 14 league games in 1974. Following is a ranking of Iowa's best home court record over any three-year period, with a minimum of 40 wins:

Percentage	Record	Years
.898	44-5	2005-07
.875	42-6	1987-89
.872	41-6	2004-06
.854	41-7	1991-93
.851	40-7	1985-87
.837	41-8	1995-97
.816	40-9	1988-90

## IOWA TOUGH AT HOME

Iowa has won 32 of its last 34 games in Carver-Hawkeye Arena. Iowa's recent win streak included 21 straight overall wins and 12 straight Big Ten Conference wins. Iowa has won nine of its last 10 home games against ranked opponents. The Hawkeyes posted a 14-2 home record in 2006-07.

## IOWA VS. THE FIELD

Iowa posted a 6-10 record while playing 11 teams that advanced to post-season play. That included a 4-9 record against eight teams which advanced to the NCAA Tournament and a 2-1 record against three teams in the NIT. Among the NCAA teams, Iowa played Purdue (1-1), Illinois (1-1), Indiana (1-1), Michigan State (1-1), Ohio State (0-1), Wisconsin (0-2), Villanova (0-1) and Virginia Tech (0-1). Among teams in the NIT, Iowa played Alabama (0-1), Michigan (1-0) and Toledo (1-0).

## IOWA RECORDS SEVENTH STRAIGHT

With a 17-14 overall record, Iowa completed its seventh straight winning season, equaling the longest streak in Iowa basketball history.

Iowa also had seven straight winning seasons from 1950 through 1956. Pops Harrison, Bucky O'Connor and Rollie Williams all coached the Hawkeyes during those years. Only a 10-10 record in 1949 kept Iowa from 13 consecutive winning seasons (1944-56).

Harrison coached Iowa to five straight winning seasons from 1944-48, Lute Olson coached Iowa to winning seasons from 1979-83, George Raveling and Tom Davis combined to coach Iowa to winning seasons from 1985-89 and Davis coached Iowa to winning seasons from 1995-99. Iowa had five consecutive winning seasons on three occasions, 1979-83, 1985-89 and 1995-99.

Iowa is one of four Big Ten teams to post a winning record in each of the last seven seasons, joining Illinois, Michigan State and Wisconsin.

## HALUSKA & SMITH NAMED ALL-BIG TEN

Senior Adam Haluska and freshman Tyler Smith earned recognition on the 2007 all-Big Ten Conference teams. Haluska was a first team selection by both the Big Ten coaches and league media. Smith earned third team honors by both the coaches and media and was named to the five player all-Freshman team selected by league coaches.

Haluska led the Big Ten Conference in scoring (21.3) and ranked among league leaders in free throw percentage, minutes played, three-point field goals per game and steals. He earned third team honors as a junior and was honorable mention as a sophomore. Haluska was named academic all-American of the Year after earning academic all-America honors for the second straight year.

Smith ranked second on the team in scoring (14.9) and led Iowa in rebounding (4.9). He led the team in steals and was second in assists.

## HALUSKA LEADS IN SCORING

Adam Haluska led the Big Ten Conference in scoring. Haluska scored 341 points (21.3) in league play, the most points by a scoring leader since A.J. Guyton scored 345 points in 2000. Wisconsin's Alando Tucker (315) ranked second behind Haluska after leading the league in scoring in 2006. Haluska averaged 20.5 points in all games, also best among conference players.

Previously, Iowa had five players lead the Big Ten Conference in scoring for league games only. Murray Wier also led the nation in scoring in 1948 and Andre Woolridge in 1997 was the first player to lead the Big Ten in both scoring and assists. Following is Iowa's list of Big Ten scoring champions:

Player, Hometown	Year	Games	Pts.	Avg.
Adam Haluska, Carroll, IA	2007	16	341	21.3
Andre Woolridge, Omaha, NE	1997	18	376	20.9
Charles Darling, Denver, CO	1952	14	364	26.0
Murray Wier, Muscatine, IA	1948	12	272	22.7
Dick Ives, Diagonal, IA	1944	12	208	17.3
Jack Funk, Ft. Dodge, IA	1923	12	143	11.9

## HALUSKA A TOP SENIOR

Senior guard Adam Haluska was one of 10 semi-final candidates for the 2007 Lowe's Senior CLASS Award. The award is presented annually to an NCAA Division I male and female basketball player who excels both on and off the court.

Although he did not win the award, Haluska was named to the senior all-America first team by the Senior Class committee.

The CLASS Award is an acronym for Celebrating Loyalty and Achievement for Staying in School. Conceived by sportscaster Dick Enberg, the award is based on areas of excellence in classroom, character and community, as well as performance on the court.

## HALUSKA TOP SCORER FOR THREE SEASONS

Adam Haluska totaled 1,578 points in his three-year career at Iowa, becoming Iowa's all-time scoring leader for three seasons and moving to seventh on the career scoring list. With 30 points at Penn State, Haluska moved past Andre Woolridge (1,525) and Don Nelson (1,522) to take over the top spot among three year players. Including his freshman season at Iowa State, Haluska scored 1,862 career points. His 637 points in 2007 rank sixth best for a single season at Iowa. Following is the list of Iowa's top 10 career scorers:

RANK	PLAYER	GP	PTS.	AVG.
1.	Roy Marble (1986-89)	134	2,116	15.8
2.	Acie Earl (1990-93)	116	1,779	15.3
3.	Greg Stokes (1982-85)	120	1,768	14.7
4.	B.J. Armstrong (1986-89)	130	1,705	13.1
5.	Ronnie Lester (1977-80)	99	1,675	16.9
6.	Jess Settles (1994-97, '99)	116	1,611	13.9
7.	Adam Haluska (2005-07)	98	1,578	16.1
8.	Dean Oliver (1998-01)	126	1,561	12.4
9.	Andre Woolridge (1995-97)	97	1,525	15.7
10.	Don Nelson (1960-62)	72	1,522	21.2

## HALUSKA EARNS NATIONAL ACADEMIC HONOR

Adam Haluska has been named the Academic All-American of the Year on the 2007 ESPN The Magazine Academic All-America Division I men's basketball team, as selected by the College Sports Information Directors of America (CoSIDA).

Haluska earned first team academic all-America honors after earning third team honors as a junior. Haluska is the first men's basketball player at Iowa to earn first team honors and the first to be named Academic All-American of the Year. He is a finance and marketing major with a 3.5 grade point average.



## 2007 REVIEW NOTES

## HAWKEYE HONORS

## DAN BOHALL

Co-winner, Most Improved Award

## TONY FREEMAN

Chris Street Award

Academic Recognition Award

## ADAM HALUSKA

Most Valuable Player

Academic Recognition Award

Honorable Mention all-America by the Associated Press

First team all-Big Ten

Academic all-American of the Year on the CoSIDA/ESPN *The Magazine* academic all-America team Academic all-Big Ten

Semi-final candidates for the Lowe's Senior Class Award

Named to the mid-season Watch List for the Naismith Award

Named to the NABC first all-District 12 team.

Named national Player of the Week by *The Sporting News*

and Big Ten Player of the Week after leading Iowa to wins over

Michigan and Indiana

Named Big Ten Player of the Week after leading Iowa to wins over

Georgia State and Texas Southern

Named recipient of the 2006-07 Anson Mount Scholar/Athlete

Award

Named to pre-season all-Big Ten team,

One of 50 players named to the pre-season Watch List for the

John R. Wooden all-America team.

Named Most Valuable Player in Iowa's Hawkeye Challenge

## JUSTIN JOHNSON

Named to Hawkeye Challenge all-Tournament team

## KURT LOOBY

Co-winner, Most Improved Award

## TYLER SMITH

Third team all-Big Ten

Big Ten Conference all-Freshman team

Third team Freshman all-America by Collegehoops.net

Team Impact Player Award

Named to Hawkeye Challenge all-Tournament team

Named to Paradise Jam all-Tournament team

## BRETT WESSELS

Academic all-Big Ten

Academic Recognition Award

## IOWA ATTENDANCE IMPROVES AGAIN

Iowa drew an average of 12,196 fans for its 16 home games during the 2006-07 season. That average ranks as an improvement over each of the last two seasons, as Iowa averaged 12,006 fans a year ago. Iowa ranked 29th in the nation in home attendance a year ago and has annually ranked among the top teams in the nation in home attendance.

## IOWA SETS BLOCKS RECORDS

Led by center Kurt Looby, the Hawkeyes set an Iowa record for the Big Ten Tournament with nine blocked shots in a quarter-final loss to Purdue in the 2007 tournament. Iowa previously had seven blocked shots against Michigan in 2004 and Ohio State in 2001.

Looby tied his season-best with five blocked shots against the Boilermakers, setting an individual record for the event. Previously, Greg Brunner had four blocked shots against Michigan in 2004.

Looby had 53 blocked shots for the season, a total that ranks eighth best at Iowa for a single season.

## IOWA NOTES

- As a team, Iowa led the Big Ten Conference and ranked 22nd in the nation in free throw percentage, making 74.4% (448-602) of its attempts.

- In individual statistics, Adam Haluska ranked 17th nationally in scoring (20.5) and 23rd in free throw percentage (87%, 167-192). Haluska had 135 attempts in 34 games in 2006.

- Iowa shot a season-best 89.2% (33-37) from the free throw line in a win over Texas Southern. The made free throws and the free throw attempts are the most for Iowa since the Hawkeyes converted 32-42 in a home loss to Michigan State on 2/5/05. Iowa added 32-37 (86.5%) free throws in a home win over 25th-ranked Indiana.

- Iowa, in non-conference action, played seven opponents from six of the stronger leagues in the nation, including the Atlantic Coast (Virginia Tech), Big East (Villanova), Big 12 (Iowa State), Missouri Valley (Drake & Northern Iowa), Pac-10 (Arizona State) and Southeastern (Alabama).

- Adam Haluska started all 129 games in his career, a streak that ranked as the longest in the nation among current players last season.

- Iowa's 69-62 win at Michigan marked the first time the Hawkeyes have won consecutive games in Ann Arbor since winning there in 1967 and 1968. Iowa, which won at Michigan in overtime in 2005, has never won three straight in Ann Arbor.

- Iowa followed the win at Michigan with a win at Minnesota, giving the Hawkeyes back-to-back Big Ten road wins for the first time since the final two conference road games during the 2004-05 season when they won at Michigan and at Purdue.

## HAWKEYE TIDBITS

- Nine Hawkeye opponents (Alabama, Villanova, Arizona State, Drake, Illinois, Ohio State, Minnesota-second, Michigan State-second, Purdue-second) shot 50% or better from the field and Iowa was 1-8 in those games. In 34 games in 2006, Iowa allowed just three opponents to shoot as well as 50% from the field.

- Iowa held 12 opponents to 40% or less shooting from the field, including a season low 33.9% by The Citadel and Minnesota. Iowa won 11 of the 12 games, with the only loss a two-point decision to Northern Iowa.

- Iowa was 5-0 when scoring 80 points or more, 5-2 when scoring between 70-80 points, 7-7 when scoring between 60-70 points and 0-5 when scoring less than 60 points.

- Iowa was 9-2 when holding its opponent to less than 60 points, 6-3 when holding its opponent between 60-70 points and 2-10 when the opponent scored over 70 points.

- Iowa was 10-3 when collecting more assists than the opponent, 6-11 when the opponent has more assists and 1-0 when assists were even.

- Iowa was 13-8 when having fewer turnovers than its opponent and 4-6 when the opponent had fewer turnovers.

- Iowa was 9-6 when collecting more steals than its opponent, 4-7 when the opponent had more steals and 4-1 when steals were equal.

- Iowa had five players score in double figures in a home win over Purdue. Iowa had four players score in double figures in two

games (Toledo & at Minnesota) and three players score in double figures in 17 games. Iowa was 1-0 when five reached double figures; 2-0 when four reached double figures; 9-8 when three scored in double figures, 4-4 with two players were in double figures and 1-2 when one scored in double figures. In 2006, Iowa had five players score in double figures in wins over Maryland-Eastern Shore and Michigan.

- Iowa was 13-4 when leading at halftime, 2-10 when trailing at intermission and 2-0 when tied at halftime.

- Iowa was 10-7 when controlling the opening tip and 7-7 when not controlling the tip.

- Iowa was 5-6 in games decided by 10 points, including a 1-5 record in games decided by five points or less.

## OVERCOMING DEFICITS

The biggest deficit Iowa overcame to get a victory was 14 points, that in a 69-62 win at Michigan.

The biggest deficit overcome by an Iowa opponent was 13 points, that by Northern Iowa.

## SCORING BY HALVES

Iowa outscored its opponents 967-933 in the first half and 1,154-1,102 in the second half. Iowa led at halftime in 16 games and the Hawkeyes outscored their opponent in the second half in 20 games.

## HOME, AWAY COMPARISONS

In its 16 home games, Iowa outscored its opponents by a 71.2-58.0 margin, shooting 44.1% from the field while holding its opponent to 38.9% shooting. Iowa held a 35.4-35.3 rebounding advantage.

In 15 games away from Carver-Hawkeye Arena (three neutral site games), Iowa was outscored 73.8-65.4. The Hawkeyes shot 43.7% from the field while opponents shot 49.5%. The opponents held a 32.8-30.7 rebounding margin.

## IOWA'S STATISTICAL COMPARISONS

	ALL GAMES	BIG TEN	HOME GAMES	AWAY GAMES	IA WINS	IA LOSSES
Record	17-14	9-7	14-2	3-12	17-0	0-14
Points	68.4	67.0	71.2	65.4	75.1	60.3
Opp. Pts	65.6	66.9	58.0	73.8	59.9	72.6
FG%	.439	.436	.441	.437	.464	.409
FG Def.	.441	.453	.389	.495	.399	.494
3-PT%	.361	.336	.380	.342	.403	.312
3-pt. Def.	.356	.340	.303	.417	.307	.422
FT%	.744	.743	.765	.713	.773	.688
REB	33.1	32.6	35.4	30.7	36.0	29.6
AST	14.5	13.1	15.8	13.2	16.8	11.8
TO	13.5	12.6	12.2	14.8	12.9	14.1
STL	6.8	5.8	7.6	6.0	7.4	6.1
BLK	3.3	2.7	3.8	2.7	4.1	2.4

## REACHING DOUBLE FIGURES

Following are Iowa's number of double figure games in scoring and rebounding, both for the 2006-07 season and for their career:

	POINTS '06-07	CAREER	REBOUNDS '06-07	CAREER
Tony Freeman	12	13	0	0
Seth Gorney	5	6	0	0
Adam Haluska	28	97	2	2
Mike Henderson	4	18	0	0
Justin Johnson	4	4	0	0
Kurt Looby	2	2	2	2
Tyler Smith	25	25	0	0
Cyrus Tate	3	3	2	2

## 2007 REVIEW NOTES

## IOWA RECORD BY CONFERENCE

Iowa, in non-conference action, played one team each from the Atlantic Coast, Big East, Big 12, Ivy League, Mid-American, Mid-Eastern, Pac-10, Southern, Southeastern and Southwestern Athletic conferences, two teams from the Missouri Valley and one independent. Following is a breakdown of Iowa's record by conference:

Atlantic Coast _____	0-1	Mid-Eastern _____	1-0
Big East _____	0-1	Missouri Valley _____	0-2
Big Ten _____	9-8	Pacific 10 _____	0-1
Big 12 _____	1-0	Southern _____	1-0
Colonial Athletic _____	1-0	Southeastern _____	0-1
Ivy League _____	1-0	Southwestern Ath. _____	1-0
Mid-American _____	1-0	Independent _____	1-0

## STARTING LINE-UPS

Iowa used nine starting line-ups throughout the 2006-07. Iowa used just two different starting line-ups in 2005-06, and that was for just four games when Jeff Horner was out of action with an injury. Following is Iowa's record by line-up, with the most recent starting unit in bold:

<b>Smith, Tate, Gorney, Haluska, Henderson</b> _____	<b>6-2</b>
(GSU, TSU, COR, MSU, at ILL, MINN, PSU, WIS)	
<b>Smith, Tate, Looby, Freeman, Haluska</b> _____	<b>5-4</b>
(IND, at MINN, at WISC, NW, at MSU, PUR, at PSU, ILL, PUR)	
<b>Looby, Gorney, Haluska, Freeman, Johnson</b> _____	<b>2-0</b>
(Citadel, Toledo)	
<b>Smith, Tate, Looby, Haluska, Henderson</b> _____	<b>1-0</b>
(at MICH)	
<b>Angle, Gorney, Haluska, Freeman, Smith</b> _____	<b>1-1</b>
(ISU, Drake)	
<b>Looby, Tate, Smith, Haluska, Johnson</b> _____	<b>2-2</b>
(VA Tech, UTPA, CSU, UNI)	
<b>Smith, Johnson, Gorney, Haluska, Henderson</b> _____	<b>0-1</b>
(at IND)	
<b>Smith, Gorney, Freeman, Haluska, Henderson</b> _____	<b>0-1</b>
(at OSU)	
<b>Looby, Gorney, Smith, Haluska, Freeman</b> _____	<b>0-3</b>
(Ala, Vill, ASU)	

## IOWA FROM THE FREE THROW LINE

Iowa made at least 80% of its free throws in eight games and at least 70% of its free throws in 15 games, with a season-best 89.2% (33-37) vs. Texas Southern. Iowa posted a 14-9 record when shooting at least 70% from the free throw line. Following is Iowa's won-loss breakdown based on free throw percentage:

Iowa FT% _____	W-L	Iowa FT% _____	W-L
Under 50% _____	0-1	70-79% _____	9-6
50-59% _____	0-2	80-89% _____	5-3
60-69% _____	3-2	90-100% _____	0-0

## IOWA IN BIG TEN STATISTICS

CATEGORY	ALL GAMES		BIG TEN	
	STAT	RANK	STAT	RANK
Free Throw %	.744	1st	.743	1st
Steals	6.8	3rd	5.8	T5th
3-Pt. Field Goal %	.361	4th	.336	7th
Ast./TO Ratio	1.1	4th	1.0	6th
Assists	14.5	5th	13.1	6th
Scoring Offense	68.4	5th	67.0	3rd
Turnover Margin	+1.6	6th	+0.3	7th
Blocked Shots	3.3	6th	2.7	7th
3-Pt. FG Per Game	6.3	T6th	5.6	9th
Field Goal %	.439	8th	.436	7th
Scoring Margin	+2.8	8th	+0.1	7th
Scoring Defense	65.6	9th	66.9	9th
Rebounding Margin	-1.0	9th	+0.4	8th
FG% Defense	.441	10th	.453	9th
3-PT FG Defense	.356	11th	.340	6th

## INDIVIDUAL STATISTICS

CATEGORY	PLAYER	ALL GAMES		BIG TEN	
		STAT	RANK	STAT	RANK
Scoring	Adam Haluska	20.5	1st	21.3	1st
	Tyler Smith	14.9	8th	14.1	10th
3-pt. FG %	Justin Johnson	.455	2nd	.462	3rd
Free Throw %	Adam Haluska	.870	2nd	.858	4th
	Tyler Smith	.727	12th	.787	9th
3-pt. FG Per G.	Adam Haluska	2.9	2nd	2.8	4th
Blk. Shots	Kurt Looby	1.7	4th	1.1	T7th
Assists	Tony Freeman	3.7	7th	3.3	10th
	Tyler Smith	3.6	10th	3.9	6th
Ast./TO Ratio	Tony Freeman	1.7	10th	1.5	6th
	Tyler Smith	1.2	13th	1.4	8th
Steals	Tyler Smith	1.5	7th	1.5	5th
	Adam Haluska	1.4	8th	1.2	11th
Rebounding	Tyler Smith	4.9	19th	5.1	17th
	Adam Haluska	4.6	---	4.9	18th
	Cyrus Tate	4.4	---	4.8	19th

## FINAL 2007 BIG TEN STANDINGS

SCHOOL	BIG TEN			OVERALL			
	WON	LOST	PCT.	WON	LOST	PCT.	
1. #Ohio State	15	1	.938	35	4	.897	
2. Wisconsin	13	3	.813	30	6	.833	
3. Indiana	10	6	.625	21	11	.656	
<b>4. IOWA</b>	<b>9</b>	<b>7</b>	<b>.563</b>	<b>17</b>	<b>14</b>	<b>.548</b>	
	Purdue	9	7	.563	22	12	.647
	Illinois	9	7	.563	23	12	.657
7. Michigan State	8	8	.500	23	12	.657	
	Michigan	8	8	.500	22	13	.629
9. Minnesota	3	13	.188	9	22	.290	
10. Penn State	2	14	.125	11	19	.367	
	Northwestern	2	14	.125	13	18	.419

# – Big Ten Tournament Champion

## 2007 REVIEW NOTES

## ALL-BIG TEN

## FIRST TEAM

## MEDIA

**ADAM HALUSKA, IOWA**  
Drew Neitzel, Michigan State  
Mike Conley, Jr., Ohio State  
Greg Oden, Ohio State  
Alando Tucker, Wisconsin\*

## COACHES

**ADAM HALUSKA, IOWA**  
Drew Neitzel, Michigan State  
Greg Oden, Ohio State\*  
Carl Landry, Purdue  
Alando Tucker, Wisconsin\*

## SECOND TEAM

D.J. White, Indiana  
Geary Claxton, Penn State  
Mike Conley, Jr., Ohio State  
David Teague, Purdue  
Kammron Taylor, Wisconsin

Warren Carter, Illinois  
D.J. White, Indiana  
Carl Landry, Purdue  
David Teague, Purdue  
Kammron Taylor, Wisconsin

## THIRD TEAM

Warren Carter, Illinois  
Shaun Pruitt, Illinois  
Roderick Wilmont, Indiana  
**TYLER SMITH, IOWA**  
Dion Harris, Michigan

Shaun Pruitt, Illinois  
Roderick Wilmont, Indiana  
**TYLER SMITH, IOWA**  
Dion Harris, Michigan  
Geary Claxton, Penn State

## HONORABLE MENTION:

Earl Calloway, Indiana  
Dan Coleman, Minnesota  
Lawrence McKenzie, Minnesota  
Tim Doyle, Northwestern  
Jamar Butler, Ohio State  
Daequan Cook, Ohio State  
Ron Lewis, Ohio State  
Janelle Cornley, Penn State  
Michael Flowers, Wisconsin

Rich McBride, Illinois  
Lawrence McKenzie, Minnesota  
Tim Doyle, Northwestern  
Jamar Butler, Ohio State  
Ron Lewis, Ohio State  
Janelle Cornley, Penn State  
Brian Butch, Wisconsin

## ALL FRESHMAN TEAM:

**TYLER SMITH, IOWA**  
Raymar Morgan, Michigan State  
Kevin Coble, Northwestern  
Mike Conley, Jr., Ohio State  
Greg Oden, Ohio State

## ALL-DEFENSIVE TEAM:

Chester Frazier, Illinois  
Travis Walton, Michigan State  
Greg Oden, Ohio State  
Chris Kramer, Purdue  
Michael Flowers, Wisconsin

## PLAYER OF THE YEAR:

Alando Tucker, Wisconsin

## DEFENSIVE PLAYER OF THE YEAR:

Greg Oden, Ohio State

## FRESHMAN OF THE YEAR:

Greg Oden, Ohio State

## SIXTH MAN OF THE YEAR:

Daequan Cook, Ohio State

## COACH OF THE YEAR:

Thad Matta, Ohio State

\*denotes unanimous selection

**BIG TEN TOURNAMENT, MOST OUTSTANDING PLAYER:** Greg Oden, Ohio State

## 2006-07 SENIOR CAREER STATISTICS

PLAYER	G/GS	FG-A	PCT	3-PT	PCT	FT-A	PCT	O-D-REB	AVG	PF-DI	AS	TO	BK	ST	PTS	AVG
Haluska	98/98	491-1141	.430	212-582	.364	384-454	.846	73-361-434	4.4	190-4	210	167	23	113	1,578	16.1
Henderson	101/59	213-472	.451	20-54	.370	147-220	.668	70-189-259	2.6	153-2	176	210	9	89	593	5.9



# 2006-2007 BOX SCORES

## IOWA 75, THE CITADEL 53

November 13, 2006, Carver-Hawkeye Arena, Iowa City, IA

### THE CITADEL - 53

Name	FG	3-PT	FT	RB	PF	TP	A	TO	BK	S	M
Everhart	1-6	0-3	1-3	12	4	3	1	2	0	1	36
Nelson	2-11	0-0	0-0	6	3	4	0	3	0	0	17
Diasparra	1-2	1-1	0-0	0	1	3	0	2	0	1	15
McLendon	0-3	0-2	0-0	2	1	0	0	0	0	0	13
Hammack	2-9	0-6	4-5	1	2	8	1	3	2	3	31
Valiulis	5-9	3-4	2-2	2	1	15	0	1	0	1	26
Brick	5-7	1-2	0-0	2	2	11	3	2	0	1	28
Streeter	0-2	0-0	0-0	1	0	0	0	0	1	0	13
Schiavoni	1-4	1-3	1-2	3	0	4	0	0	0	0	5
Thompson	2-3	0-1	0-1	0	3	4	2	1	0	1	14
Smith	0-0	0-0	1-2	1	0	1	0	0	0	0	2
Team				3			2				
<b>Totals</b>	<b>19-56</b>	<b>6-22</b>	<b>9-15</b>	<b>33</b>	<b>17</b>	<b>53</b>	<b>7</b>	<b>16</b>	<b>3</b>	<b>8</b>	<b>200</b>
	FG%: .339		3PT%: .273				FT%: .600				

### IOWA - 75

Name	FG	3-PT	FT	RB	PF	TP	A	TO	BK	S	MN
Looby	2-6	0-0	0-2	14	1	4	1	1	3	0	27
Gorney	4-7	0-0	2-2	2	0	10	1	2	0	3	25
Haluska	8-16	6-14	7-7	5	2	29	6	3	0	1	33
Freeman	3-7	1-3	0-0	6	1	7	11	3	0	1	32
Johnson	2-7	2-7	0-0	3	1	6	0	3	0	0	31
Crawford	0-0	0-0	0-0	1	0	0	0	0	0	0	1
Adams	1-1	0-0	0-0	1	1	2	0	0	0	0	2
Angle	1-2	0-0	0-0	2	0	2	0	0	0	0	7
Wessels	0-1	0-0	0-0	1	3	0	3	0	0	1	12
Bohall	0-1	0-0	0-0	0	1	0	0	0	0	1	2
Smith	1-2	0-0	0-0	0	5	2	3	1	0	0	10
Tate	6-7	0-0	1-2	3	2	13	0	0	0	1	18
Team				2							
<b>Totals</b>	<b>28-57</b>	<b>9-24</b>	<b>10-13</b>	<b>40</b>	<b>17</b>	<b>75</b>	<b>25</b>	<b>14</b>	<b>3</b>	<b>8</b>	<b>200</b>
	FG%: .491		3PT%: .375				FT%: .769				

### Score by Periods:

The Citadel	22	31	53
Iowa	42	33	75

Attendance: 9,120

## (2) IOWA 78, TOLEDO 65

November 17, 2006, St. Thomas, Virgin Islands

### TOLEDO - 65

Name	FG	3-PT	FT	RB	PF	TP	A	TO	BK	S	MN
Howell	5-13	4-7	2-2	6	3	16	0	0	0	2	36
Valencia	6-10	0-0	0-0	8	1	12	1	2	0	0	32
Payne	0-4	0-2	0-0	1	4	0	7	3	0	1	26
Ingram	6-20	4-12	6-7	4	2	22	3	4	0	4	36
Johnson	1-3	1-1	0-0	1	1	3	1	1	0	0	12
Amos	2-3	0-0	0-0	5	4	4	1	0	0	2	25
Young	0-1	0-0	0-0	0	2	0	0	1	0	0	8
Kent	4-7	0-1	0-2	2	2	8	0	1	1	1	20
Ross	0-3	0-0	0-0	1	2	0	0	0	0	0	5
Team				2							
<b>Totals</b>	<b>24-64</b>	<b>9-23</b>	<b>8-11</b>	<b>30</b>	<b>21</b>	<b>65</b>	<b>13</b>	<b>14</b>	<b>1</b>	<b>10</b>	<b>200</b>
	FG%: .375		FT%: .391				3PT%: .727				

### IOWA - 78

Name	FG	3-PT	FT	RB	PF	TP	A	TO	BK	S	MN
Johnson	1-4	1-1	0-0	2	1	3	0	0	0	0	20
Looby	5-9	0-0	3-5	9	2	13	2	0	1	0	19
Gorney	4-6	0-0	2-2	5	3	10	0	0	1	0	25
Haluska	2-15	2-8	4-4	5	3	10	2	5	0	0	38
Freeman	0-5	0-2	2-2	8	1	2	3	8	0	1	33
Angle	0-1	0-0	0-0	1	1	0	0	1	0	0	7
Wessels	1-2	1-2	0-0	1	2	3	0	0	0	1	8
Smith	11-17	1-1	5-8	6	1	28	5	1	0	0	32
Tate	3-5	0-0	3-4	7	3	9	0	3	1	2	18
Team				7							
<b>Totals</b>	<b>27-64</b>	<b>5-14</b>	<b>19-25</b>	<b>51</b>	<b>17</b>	<b>78</b>	<b>12</b>	<b>18</b>	<b>3</b>	<b>4</b>	<b>200</b>
	FG%: .422		3PT%: .357				FT%: .760				

### Score by Periods:

Toledo	30	35	65
Iowa	33	45	78

Attendance: 2,468

## (3) ALABAMA 72, IOWA 60

November 19, 2006, St. Thomas, Virgin Islands

### ALABAMA - 72

Name	FG	3-PT	FT	RB	PF	TP	A	TO	BK	S	MN
Hendrix	6-7	0-0	2-2	7	1	14	0	2	2	1	35
Davidson	5-10	1-1	4-8	11	1	15	4	5	4	0	36
Hollinger	0-1	0-1	2-2	1	1	2	0	1	0	0	16
Gee	8-13	0-2	5-7	6	1	21	2	0	1	2	35
Steele	7-11	4-5	0-1	4	2	18	6	5	0	0	38
Riley	0-6	0-5	0-0	5	4	0	1	2	0	0	19
Torrance	0-3	0-2	0-0	0	1	0	1	1	0	1	10
Jemison	0-0	0-0	2-2	1	0	2	0	1	0	2	11
Team				4							
<b>Totals</b>	<b>26-51</b>	<b>5-16</b>	<b>15-22</b>	<b>39</b>	<b>11</b>	<b>72</b>	<b>14</b>	<b>17</b>	<b>7</b>	<b>6</b>	<b>200</b>
	FG%: .510		FT%: .313				3PT%: .682				

### IOWA - 60

Name	FG	3-PT	FT	RB	PF	TP	A	TO	BK	S	MN
Smith	7-13	0-2	5-6	6	2	19	4	2	0	2	37
Looby	0-0	0-0	0-0	2	4	0	2	0	1	2	19
Gorney	5-10	0-1	0-0	2	2	10	3	2	0	2	28
Haluska	2-13	0-9	0-0	4	2	4	2	3	0	0	32
Freeman	6-13	4-9	0-0	4	2	16	3	2	0	1	23
Crawford	0-0	0-0	0-0	1	0	0	0	0	0	0	2
Angle	0-2	0-0	0-0	3	2	0	0	2	0	1	16
Wessels	1-2	1-2	0-0	2	0	3	0	0	0	0	8
Bohall	0-0	0-0	0-0	0	1	0	0	0	0	0	1
Johnson	2-8	2-7	0-0	2	1	6	3	0	0	0	22
Tate	1-3	0-0	0-0	2	4	2	0	0	0	1	12
Team				3							
<b>Totals</b>	<b>24-64</b>	<b>7-30</b>	<b>5-6</b>	<b>31</b>	<b>20</b>	<b>60</b>	<b>17</b>	<b>11</b>	<b>1</b>	<b>9</b>	<b>200</b>
	FG%: .375		3PT%: .233				FT%: .833				

### Score by Periods:

Alabama	32	40	72
Iowa	31	29	60

Attendance: 2,451

## (4) VILLANOVA 89, IOWA 60

November 20, 2006, St. Thomas, Virgin Islands

### IOWA - 60

Name	FG	3-PT	FT	RB	PF	TP	A	TO	BK	S	MN
Smith	5-12	1-2	1-2	3	3	12	0	10	1	2	35
Looby	3-4	0-0	7-8	7	2	13	0	0	3	1	30
Gorney	1-3	0-0	0-0	1	2	2	0	0	0	0	14
Haluska	5-13	1-3	7-8	4	2	18	1	5	1	1	27
Freeman	2-6	2-4	1-3	1	3	7	5	4	0	0	31
Crawford	0-0	0-0	0-0	1	0	0	1	0	0	0	2
Adams	0-0	0-0	0-0	0	0	0	0	0	0	0	2
Angle	2-2	1-1	0-0	0	1	5	0	0	0	0	4
Wessels	0-1	0-0	0-0	0	2	0	0	0	0	0	7
Bohall	0-1	0-1	0-0	0	1	0	0	0	0	0	2
Johnson	0-3	0-1	0-0	1	2	0	1	1	0	0	23
Tate	1-1	0-0	1-2	3	2	3	0	1	0	0	23
Team				5							
<b>Totals</b>	<b>19-46</b>	<b>5-12</b>	<b>17-23</b>	<b>26</b>	<b>20</b>	<b>60</b>	<b>8</b>	<b>22</b>	<b>5</b>	<b>4</b>	<b>200</b>
	FG%: .413		FT%: .417				3PT%: .739				

### VILLANOVA - 89

Name	FG	3-PT	FT	RB	PF	TP	A	TO	BK	S	MN
Cunningham	4-8	0-0	1-1	5	3	9	1	1	2	1	30
Sumpter	7-10	4-6	8-10	3	0	26	2	3	2	0	30
Sheridan	1-1	0-0	0-0	0	2	2	1	1	0	0	16
Reynolds	0-2	0-1	1-2	3	2	1	4	0	1	0	25
Nardi	6-13	4-7	0-0	3	1	16	3	4	0	1	26
Benn	2-4	0-0	1-3	1	2	5	1	2	0	1	18
Condon	1-1	0-0	0-0	0	0	2	0	0	0	0	1
Redding	0-0	0-0	2-2	1	1	2	0	0	0	0	5
Clark	2-4	2-3	0-0	4	5	6	3	1	0	2	17
Anderson	6-12	4-10	2-2	5	3	18	1	2	0	2	22
Drummond	0-1	0-0	0-0	2	1	0	0	0	0	0	8
Tchuisi	1-1	0-0	0-0	1	0	2	0	0	0	0	2
Team				4							
<b>Totals</b>	<b>30-57</b>	<b>14-27</b>	<b>15-20</b>	<b>32</b>	<b>20</b>	<b>89</b>	<b>16</b>	<b>14</b>	<b>5</b>	<b>7</b>	<b>200</b>
	FG%: .526		3PT%: .519				FT%: .750				

### Score by Periods:

Iowa	24	36	60
Villanova	41	48	89

Attendance: 3,032

# 2006-2007 BOX SCORES

## (5) ARIZONA STATE 67, IOWA 64

November 25, 2006, Wells Fargo Arena, Tempe, AZ

### IOWA - 64

Name	FG	3-PT	FT	RB	PF	TP	A	TO	BK	S	MN
Smith	6-13	0-2	0-0	4	2	12	5	5	0	2	37
Looby	3-3	0-0	0-0	2	2	6	0	2	2	0	29
Gorney	1-2	0-0	0-0	3	3	2	2	1	0	0	10
Haluska	8-17	4-11	4-4	4	1	24	3	1	0	2	34
Freeman	1-7	1-6	0-0	0	0	3	2	1	0	2	26
Angle	2-4	1-2	0-0	1	0	5	0	0	0	0	12
Wessels	0-0	0-0	0-0	1	0	0	0	0	0	1	2
Johnson	3-5	2-4	0-0	2	1	8	4	1	1	1	25
Tate	2-3	0-0	0-1	5	3	4	0	2	0	0	25
Team				3				1			
<b>Totals</b>	<b>26-54</b>	<b>8-25</b>	<b>4-5</b>	<b>25</b>	<b>12</b>	<b>64</b>	<b>16</b>	<b>14</b>	<b>3</b>	<b>8</b>	<b>200</b>
	<b>FG%: .481</b>		<b>FT%: .320</b>					<b>3PT%: .800</b>			

### ARIZONA STATE - 67

Name	FG	3-PT	FT	RB	PF	TP	A	TO	BK	S	MN
Pendergraph	4-10	0-0	0-0	2	5	8	0	2	0	0	26
Angounou	6-11	2-2	0-0	12	0	14	1	2	0	1	31
Glasser	2-4	1-2	2-2	2	0	7	7	2	0	1	29
Polk	8-11	4-5	0-0	4	4	20	5	3	0	2	27
Shipp	3-5	2-4	0-0	5	2	8	2	2	0	0	33
Morill	1-1	0-0	0-0	2	1	2	0	1	0	0	7
Atuahene	2-5	1-1	1-2	0	0	6	3	1	1	0	23
Odufuwa	0-0	0-0	0-0	0	1	0	0	1	0	0	8
Seay	1-4	0-2	0-0	2	0	2	1	0	0	0	11
Claudino	0-2	0-0	0-0	0	0	0	0	1	0	0	5
Team				1				1			
<b>Totals</b>	<b>27-53</b>	<b>10-16</b>	<b>3-4</b>	<b>30</b>	<b>13</b>	<b>67</b>	<b>19</b>	<b>16</b>	<b>1</b>	<b>4</b>	<b>200</b>
	<b>FG%: .509</b>		<b>3PT%: .625</b>					<b>FT%: .750</b>			

### Score by Periods:

Iowa	31	33	64
Arizona State	25	42	67

Attendance: 10,115

## (6) VIRGINIA TECH 69, IOWA 65

November 29, 2006, Cassell Coliseum, Blacksburg, VA

### IOWA - 65

Name	FG	3-PT	FT	RB	PF	TP	A	TO	BK	S	MN
Smith	2-13	0-3	3-4	7	4	7	5	2	0	2	32
Tate	1-4	0-0	2-2	7	2	4	2	3	1	0	24
Looby	2-6	0-0	2-3	4	3	6	0	0	3	0	29
Haluska	9-17	5-10	1-2	2	4	24	1	4	1	0	39
Johnson	3-4	3-4	0-0	6	2	9	2	2	0	0	31
Angle	0-1	0-0	0-0	1	4	0	0	1	0	0	3
Freeman	4-5	1-2	2-2	2	4	11	2	5	0	0	21
Wessels	0-1	0-1	0-0	0	0	0	0	0	0	1	2
Gorney	2-3	0-0	0-0	5	2	4	0	1	0	1	19
Team				3				1			
<b>Totals</b>	<b>23-54</b>	<b>9-20</b>	<b>10-13</b>	<b>37</b>	<b>25</b>	<b>65</b>	<b>12</b>	<b>19</b>	<b>5</b>	<b>4</b>	<b>200</b>
	<b>FG%: .426</b>		<b>FT%: .450</b>					<b>3PT%: .769</b>			

### VIRGINIA TECH - 69

Name	FG	3-PT	FT	RB	PF	TP	A	TO	BK	S	MN
Washington	2-7	1-1	4-9	7	2	9	1	1	0	1	26
Witcher	3-5	0-0	1-2	4	4	7	0	0	5	1	30
Diakite	3-4	0-0	0-0	1	2	6	0	1	1	0	19
Dowdell	6-14	2-3	4-6	4	1	18	4	2	0	2	36
Gordon	4-13	1-3	0-3	4	3	9	5	2	0	2	34
Munson	0-0	0-0	0-0	1	1	0	2	0	0	1	8
Krabbendam	1-1	0-0	0-0	0	1	2	0	0	0	0	3
Sailes	0-0	0-0	0-0	1	1	0	0	0	0	0	13
Collins	4-8	0-0	2-4	1	0	10	1	1	0	1	18
Vassallo	1-3	0-1	6-9	4	2	8	0	1	0	1	13
Team				4							
<b>Totals</b>	<b>24-55</b>	<b>4-8</b>	<b>17-33</b>	<b>31</b>	<b>17</b>	<b>69</b>	<b>13</b>	<b>8</b>	<b>6</b>	<b>9</b>	<b>200</b>
	<b>FG%: .436</b>		<b>3PT%: .500</b>					<b>FT%: .515</b>			

### Score b Periods:

Iowa	21	44	65
Virginia Tech	30	39	69

Attendance: 9,847

## (7) IOWA 62, TEXAS-PAN AMERICAN 46

December 1, 2006, Carver-Hawkeye Arena, Iowa City, IA

### IOWA - 62

Name	FG	3-PT	FT	RB	PF	TP	A	TO	BK	S	MN
Smith	6-11	0-0	0-1	5	2	12	3	3	0	4	30
Tate	2-3	0-0	2-2	3	2	6	1	1	0	2	22
Looby	1-3	0-0	2-4	2	4	4	0	2	2	2	18
Haluska	2-10	0-5	4-4	4	0	8	5	1	0	3	32
Johnson	5-11	4-6	0-0	5	1	14	0	3	0	1	30
Crawford	0-0	0-0	0-0	0	0	0	0	0	0	0	3
Angle	0-1	0-1	0-0	5	1	0	1	0	0	0	12
Freeman	4-6	1-2	1-2	1	2	10	5	1	0	2	25
Wessels	0-0	0-0	0-0	0	1	0	0	1	0	0	3
Bohall	0-0	0-0	0-2	0	0	0	0	0	0	0	1
Gorney	3-4	0-0	2-2	4	1	8	0	0	0	0	23
Team				2							
<b>Totals</b>	<b>23-49</b>	<b>5-14</b>	<b>11-17</b>	<b>31</b>	<b>14</b>	<b>62</b>	<b>15</b>	<b>12</b>	<b>2</b>	<b>14</b>	<b>200</b>
	<b>FG%: .469</b>		<b>FT%: .357</b>					<b>3PT%: .647</b>			

### TX-PAN AMERICAN - 46

Name	FG	3-PT	FT	RB	PF	TP	A	TO	BK	S	MN
Allgood	2-5	0-0	0-0	0	2	4	2	1	0	0	15
Lien	2-5	0-0	1-2	7	3	5	2	3	0	0	31
Stoll	1-5	1-5	0-0	5	5	3	4	7	0	0	28
Burrell	7-13	2-4	0-0	8	2	16	0	3	0	4	29
Shankle	3-8	0-5	0-0	1	2	6	2	1	0	1	34
Edwards	0-0	0-0	0-1	0	3	0	0	0	0	0	5
Chatman	2-5	1-4	0-0	2	0	5	0	0	0	0	16
Sheppard	0-0	0-0	0-0	0	1	0	1	1	0	1	12
Robinson	0-0	0-0	3-6	2	1	3	0	0	0	1	11
Trader	2-4	0-0	0-1	4	0	4	0	2	0	0	18
Team				1				1			
<b>Totals</b>	<b>19-45</b>	<b>4-18</b>	<b>4-10</b>	<b>30</b>	<b>19</b>	<b>46</b>	<b>11</b>	<b>19</b>	<b>0</b>	<b>7</b>	<b>200</b>
	<b>FG%: .422</b>		<b>3PT%: .222</b>					<b>FT%: .400</b>			

### Score by Periods:

TX-Pan American	23	23	46
Iowa	27	35	62

Attendance: 10,113

## (8) IOWA 83, COPPIN STATE 67

December 2, 2006, Carver-Hawkeye Arena, Iowa City, IA

### COPPIN STATE - 67

Name	FG	3-PT	FT	RB	PF	TP	A	TO	BK	S	MN
Harrison	4-7	0-0	5-6	3	3	13	2	1	0	0	29
Pressey	5-8	0-0	0-0	8	4	10	0	2	1	0	23
Roberts	5-16	2-6	4-5	3	2	16	3	3	0	1	34
McKee	6-15	1-6	5-7	9	2	18	3	6	0	1	39
Woodlin	0-0	0-0	0-0	1	4	0	0	0	0	1	22
Britt	0-2	0-1	0-0	1	0	0	0	1	0	1	10
Norwood	0-0	0-0	0-0	1	2	0	0	0	0	0	6
Conyers	1-4	0-1	0-0	1	3	2	1	1	0	1	12
Chesnut	1-1	0-0	0-1	1	3	2	0	0	1	0	11
Kennedy	2-4	2-4	0-0	1	2	6	0	0	0	0	14
Team				3							
<b>Totals</b>	<b>24-57</b>	<b>5-18</b>	<b>14-19</b>	<b>32</b>	<b>25</b>	<b>67</b>	<b>9</b>	<b>14</b>	<b>2</b>	<b>4</b>	<b>200</b>
	<b>FG%: .421</b>		<b>FT%: .737</b>					<b>3PT%: .278</b>			

### IOWA - 83

Name	FG	3-PT	FT	RB	PF	TP	A	TO	BK	S	MN
Smith	6-12	0-0	4-5	7	1	16	2	0	0	0	35
Tate	2-8	0-0	2-3	9	1	6	0	0	0	0	28
Looby	0-2	0-0	0-0	1	3	0	0	0	2	0	7
Haluska	10-18	6-12	5-5	9	3	31	9	1	0	3	27
Johnson	5-9	3-6	0-0	5	1	13	4	5	1	2	34
Angle	3-4	0-0	2-2	2	2	8	1	0	0	0	13
Freeman	1-6	1-5	3-4	2	1	6	5	2	0	1	25
Henderson	0-3	0-0	1-2	0	1	1	0	3	0	0	8
Gorney	1-1	0-0	0-0	3	4	2	1	1	0	0	13
Team				3							
<b>Totals</b>	<b>28-63</b>	<b>10-23</b>	<b>17-21</b>	<b>41</b>	<b>17</b>	<b>83</b>	<b>22</b>	<b>12</b>	<b>3</b>	<b>5</b>	<b>200</b>
	<b>FG%: .444</b>		<b>3PT%: .435</b>					<b>FT%: .810</b>			

### Score by Periods:

Coppin State	24	32	67
Iowa	38	45	83

Attendance: 10,844



# 2006-2007 BOX SCORES

## (13) IOWA 90, TEXAS SOUTHERN 63

December 23, 2006, Carver-Hawkeye Arena, Iowa City, IA

### TEXAS SOUTHERN - 63

Name	FG	3-PT	FT	RB	PF	TP	A	TO	BK	S	MN
Moore	5-8	0-0	2-4	13	3	12	2	2	0	0	31
Jones	6-10	0-1	4-6	7	4	16	2	5	1	1	37
Matthews	1-3	0-0	2-2	5	4	4	1	4	0	0	15
Johnson	1-7	0-1	0-0	1	3	2	1	1	1	0	17
White	2-6	0-0	0-0	2	3	4	3	3	0	3	27
Brown	7-15	5-11	0-0	4	2	19	2	2	1	0	26
Wilkerson	0-0	0-0	0-0	0	0	0	0	0	0	0	1
Walker	1-2	1-2	0-0	2	1	3	3	2	0	0	12
Frazier	0-0	0-0	0-0	1	1	0	2	1	0	0	5
Norwood	0-1	0-0	0-0	1	0	0	0	2	0	0	4
Bell	0-1	0-0	0-0	0	4	0	0	0	0	0	4
Latham	0-0	0-0	0-0	0	0	0	0	1	0	0	2
Drewy	1-5	0-0	1-3	3	3	3	0	1	0	0	19
Team				2							
<b>Totals</b>	<b>24-58</b>	<b>6-15</b>	<b>9-15</b>	<b>41</b>	<b>28</b>	<b>63</b>	<b>16</b>	<b>24</b>	<b>3</b>	<b>4</b>	<b>200</b>
	<b>FG%: .414</b>		<b>FT%: .600</b>								

### IOWA - 90

Name	FG	3-PT	FT	RB	PF	TP	A	TO	BK	S	MN
Smith	8-15	4-5	5-5	3	1	25	5	1	0	2	30
Tate	1-2	0-0	5-6	5	4	7	0	2	0	0	16
Gorney	4-5	0-0	2-2	3	3	10	0	2	0	2	23
Haluska	7-16	2-5	5-6	4	2	21	1	0	0	0	27
Henderson	3-5	0-0	3-3	4	1	9	9	4	0	3	30
Crawford	0-0	0-0	0-0	1	1	0	0	0	1	0	3
Adams	0-1	0-0	0-0	0	0	0	1	0	0	0	2
Angle	1-2	0-1	0-0	2	0	2	0	0	0	0	10
Freeman	0-4	0-2	4-5	1	0	4	4	0	0	1	24
Wessels	0-0	0-0	0-0	1	0	0	0	1	0	0	2
Bohall	0-2	0-0	0-0	0	0	0	0	0	0	0	2
Johnson	1-6	1-5	6-6	2	0	9	0	0	1	2	19
Looby	0-1	0-0	3-4	6	4	3	0	1	2	1	12
Team				2							
<b>Totals</b>	<b>25-59</b>	<b>7-18</b>	<b>33-37</b>	<b>34</b>	<b>16</b>	<b>90</b>	<b>20</b>	<b>9</b>	<b>4</b>	<b>11</b>	<b>200</b>
	<b>FG%: .424</b>		<b>3PT%: .389</b>							<b>FT%: .892</b>	

### Score by Periods:

Texas Southern	27	36	63
Iowa	49	41	90

Attendance: 10,350

## (14) IOWA 65, CORNELL UNIVERSITY 50

December 30, 2006, Carver-Hawkeye Arena, Iowa City, IA

### CORNELL - 50

Name	FG	3-PT	FT	RB	PF	TP	A	TO	BK	S	MN
Wittman	5-17	3-10	0-0	2	1	13	0	4	0	1	37
Kreefer	4-11	2-7	0-0	3	0	10	3	2	0	1	26
Naeve	4-7	0-0	1-2	7	1	9	3	2	1	1	35
Dow	2-7	2-4	0-0	2	2	6	8	3	0	3	34
Dale	1-2	0-0	0-0	2	0	2	0	0	0	0	7
Battle	0-1	0-0	1-2	1	0	1	0	3	0	1	8
App	0-0	0-0	0-0	0	0	0	0	0	0	0	2
Reeves	1-2	1-1	0-0	0	0	3	0	2	0	0	8
Mullen	2-4	2-3	0-0	3	2	6	2	1	0	0	25
Jaques	0-0	0-0	0-0	0	1	0	0	0	0	0	2
Tyler	0-2	0-0	0-0	1	3	0	0	1	0	0	10
Reynolds	0-0	0-0	0-0	3	1	0	0	1	0	0	6
Team				5				1			
<b>Totals</b>	<b>19-53</b>	<b>10-25</b>	<b>2-4</b>	<b>29</b>	<b>11</b>	<b>50</b>	<b>16</b>	<b>20</b>	<b>1</b>	<b>7</b>	<b>200</b>
	<b>FG%: .358</b>		<b>FT%: .500</b>								

### IOWA - 65

Name	FG	3-PT	FT	RB	PF	TP	A	TO	BK	S	MN
Smith	8-13	0-3	2-4	6	2	18	4	2	0	1	36
Tate	0-0	0-0	0-0	1	0	0	1	3	1	0	9
Gorney	2-3	0-0	0-0	3	0	4	1	0	0	1	24
Haluska	10-13	6-9	3-4	3	1	29	1	0	1	4	35
Henderson	3-8	0-0	0-0	1	1	6	4	5	0	2	30
Angle	0-0	0-0	2-2	1	2	2	1	1	0	0	8
Freeman	2-4	2-3	0-0	0	0	6	7	2	0	0	25
Wessels	0-0	0-0	0-0	1	0	0	0	1	0	0	1
Johnson	0-4	0-4	0-0	6	0	0	0	3	3	1	16
Looby	0-0	0-0	0-0	5	2	0	0	0	5	1	16
Team				1							
<b>Totals</b>	<b>25-45</b>	<b>8-19</b>	<b>7-10</b>	<b>28</b>	<b>8</b>	<b>65</b>	<b>19</b>	<b>17</b>	<b>10</b>	<b>10</b>	<b>200</b>
	<b>FG%: .556</b>		<b>3PT%: .421</b>							<b>FT%: .700</b>	

### Score by Periods:

Cornell	23	27	50
Iowa	27	38	65

Attendance: 10,990

## (15) IOWA 62, MICHIGAN STATE 60

January 4, 2007, Carver-Hawkeye Arena, Iowa City, IA

### MICHIGAN STATE - 60

Name	FG	3-PT	FT	RB	PF	TP	A	TO	BK	S	MN
Dahlman	3-6	0-0	0-0	1	2	6	0	1	0	0	28
Gray	3-4	0-0	1-2	5	0	7	0	2	1	1	20
Suton	2-11	0-0	0-0	9	1	4	3	2	1	2	36
Walton	3-6	1-3	0-0	5	5	7	6	2	0	0	31
Neitzel	5-16	2-9	8-9	3	2	20	3	3	0	0	38
Ibok	0-0	0-0	0-0	0	0	0	0	0	0	0	3
Curry	0-0	0-0	0-0	0	0	0	0	0	0	0	1
Ducure	0-1	0-1	0-0	1	4	0	0	0	0	0	6
Joseph	3-6	2-4	1-2	1	3	9	1	2	0	0	16
Maymick	3-3	0-0	1-1	5	3	7	1	0	1	0	21
Team				7							
<b>Totals</b>	<b>22-53</b>	<b>5-17</b>	<b>11-14</b>	<b>37</b>	<b>20</b>	<b>60</b>	<b>14</b>	<b>12</b>	<b>3</b>	<b>3</b>	<b>200</b>
	<b>FG%: .415</b>		<b>FT%: .786</b>								

### IOWA - 62

Name	FG	3-PT	FT	RB	PF	TP	A	TO	BK	S	MN
Smith	4-9	1-2	1-1	4	1	10	4	2	1	1	35
Tate	6-7	0-0	2-3	9	3	14	0	1	0	0	30
Gorney	1-2	0-0	1-1	3	4	3	0	1	0	0	17
Haluska	4-15	2-9	6-7	5	1	16	4	0	0	3	37
Henderson	0-5	0-0	5-6	0	1	5	1	2	0	1	31
Angle	2-4	0-0	0-0	0	0	4	0	0	0	0	7
Freeman	1-1	1-1	0-1	1	1	3	5	1	0	3	17
Johnson	0-1	0-1	0-0	1	1	0	0	0	1	0	11
Looby	2-3	0-0	3-4	3	2	7	0	0	1	0	15
Team											
<b>Totals</b>	<b>20-47</b>	<b>4-13</b>	<b>18-23</b>	<b>26</b>	<b>14</b>	<b>62</b>	<b>14</b>	<b>7</b>	<b>3</b>	<b>8</b>	<b>200</b>
	<b>FG%: .426</b>		<b>3PT%: .308</b>							<b>FT%: .783</b>	

### Score by Periods:

Michigan State	28	32	60
Iowa	32	30	62

Attendance: 11,469

## (16) ILLINOIS 74, IOWA 70

January 10, 2007, Assembly Hall, Champaign, IL

### IOWA - 70

Name	FG	3-PT	FT	RB	PF	TP	A	TO	BK	S	MN
Smith	4-12	0-2	4-7	7	3	12	4	3	1	1	39
Tate	0-2	0-0	2-2	2	5	2	0	2	0	0	14
Gorney	3-6	0-0	0-1	4	3	6	0	0	0	0	19
Haluska	5-14	3-5	12-13	2	0	25	1	4	0	1	38
Henderson	2-5	0-1	0-0	3	3	4	2	3	0	1	24
Angle	0-1	0-1	0-0	0	0	0	0	0	0	0	6
Freeman	2-2	1-1	0-0	1	1	5	2	2	0	0	20
Johnson	3-4	3-3	2-2	2	0	11	1	1	0	0	23
Looby	2-2	0-0	1-2	3	4	5	0	1	1	0	18
Team				4							
<b>Totals</b>	<b>21-48</b>	<b>7-13</b>	<b>21-27</b>	<b>28</b>	<b>19</b>	<b>70</b>	<b>10</b>	<b>16</b>	<b>2</b>	<b>3</b>	<b>200</b>
	<b>FG%: .438</b>		<b>FT%: .778</b>								

### ILLINOIS - 74

Name	FG	3-PT	FT	RB	PF	TP	A	TO	BK	S	MN
Carter	6-7	2-2	2-4	4	5	16	0	2	1	0	26
Randle	7-9	1-2	1-3	6	4	16	6	2	0	2	35
Pruitt	7-8	0-0	2-6	3	3	16	0	1	1	1	27
Meacham	0-5	0-5	2-2	1	2	2	4	3	0	0	22
McBride	5-11	5-10	0-0	3	2	15	3	1	0	0	37
Carlwell	2-2	0-0	0-0	1	1	4	0	1	0	1	8
Brock	1-5	0-1	0-0	5	1	2	1	2	0	1	14
Smith	0-7	0-5	3-4	3	0	3	4	1	0	1	26
Arnold	0-1	0-0	0-0	2	1	0	0	1	0	0	4
Team				5							
<b>Totals</b>	<b>28-55</b>	<b>8-25</b>	<b>10-19</b>	<b>33</b>	<b>19</b>	<b>74</b>	<b>18</b>	<b>14</b>	<b>2</b>	<b>6</b>	<b>200</b>
	<b>FG%: .509</b>		<b>3PT%: .320</b>							<b>FT%: .526</b>	

### Score by Periods:

Iowa	31	39	70
Illinois	29	45	74

Attendance: 16,618

## 2006-2007 BOX SCORES

**(17) IOWA 60, MINNESOTA 49**

January 13, 2007, Carver-Hawkeye Arena, Iowa City, IA

**MINNESOTA - 49**

Name	FG	3-PT	FT	RB	PF	TP	A	TO	BK	S	MN
Coleman	9-17	0-1	1-2	12	2	19	3	1	2	0	34
Abu-Shamala	2-7	1-4	0-1	4	3	5	1	1	1	1	19
Webster	2-5	0-0	0-0	4	1	4	0	0	1	0	28
McKenzie	6-19	3-10	2-2	3	0	17	1	3	0	0	39
Wilson	1-6	0-2	0-0	6	3	2	3	2	0	1	38
Payton	0-3	0-0	0-0	4	5	0	1	2	0	2	24
Nurumbi	0-1	0-0	0-0	1	0	0	0	1	0	0	3
Westbrook	0-0	0-0	0-0	0	0	0	0	1	0	0	1
Williams	0-1	0-0	2-2	3	3	2	0	0	0	0	14
Team				3							
<b>Totals</b>	<b>20-59</b>	<b>4-17</b>	<b>5-7</b>	<b>40</b>	<b>17</b>	<b>49</b>	<b>9</b>	<b>11</b>	<b>4</b>	<b>4</b>	<b>200</b>
	FG%: .339			3PT%: .235			FT%: .714				

**IOWA - 70**

Name	FG	3-PT	FT	RB	PF	TP	A	TO	BK	S	MN
Smith	4-12	0-3	7-7	3	1	15	3	1	1	1	35
Tate	1-3	0-0	1-2	4	1	3	0	1	2	0	16
Gorney	2-8	0-0	2-2	4	2	6	0	0	1	0	17
Haluska	6-14	2-9	8-10	4	3	22	0	2	0	0	32
Henderson	3-4	0-0	1-3	1	1	7	1	2	0	0	31
Angle	0-0	0-0	0-0	0	0	0	0	0	0	0	1
Freeman	2-7	0-3	3-3	9	2	7	1	0	0	0	23
Johnson	0-4	0-2	0-0	8	0	0	1	1	0	1	24
Looby	0-1	0-0	0-0	4	2	0	0	0	1	0	21
Team				1							
<b>Totals</b>	<b>18-53</b>	<b>2-17</b>	<b>22-27</b>	<b>38</b>	<b>12</b>	<b>60</b>	<b>6</b>	<b>7</b>	<b>5</b>	<b>2</b>	<b>200</b>
	FG%: .340			3PT%: .118			FT%: .815				

**Score by Periods:**

Minnesota	16	33	49
Iowa	22	38	60

Attendance: 15,500

**(18) INDIANA 71, IOWA 64**

January 16, 2007, Assembly Hall, Bloomington, IN

**IOWA - 64**

Name	FG	3-PT	FT	RB	PF	TP	A	TO	BK	S	MN
Smith	8-17	0-1	1-2	6	1	17	6	3	0	2	39
Gorney	5-7	0-0	2-3	5	1	12	1	1	0	0	25
Haluska	7-16	2-7	5-6	4	3	21	1	2	1	1	38
Johnson	1-4	0-1	2-2	2	2	4	2	1	0	1	26
Henderson	2-4	0-0	1-2	4	2	5	1	4	0	1	29
Angle	0-0	0-0	0-0	1	0	0	0	0	0	0	3
Freeman	0-3	0-1	0-0	1	2	0	0	1	0	0	15
Tate	1-2	0-0	1-1	4	2	3	0	2	0	1	11
Looby	1-2	0-0	0-0	3	5	2	1	0	0	1	14
Team				3							
<b>Totals</b>	<b>25-55</b>	<b>2-10</b>	<b>12-16</b>	<b>33</b>	<b>18</b>	<b>64</b>	<b>12</b>	<b>14</b>	<b>1</b>	<b>7</b>	<b>200</b>
	FG%: .455			3PT%: .200			FT%: .750				

**INDIANA - 71**

Name	FG	3-PT	FT	RB	PF	TP	A	TO	BK	S	MN
White	10-13	0-0	3-5	12	0	23	1	3	2	0	35
Stemler	2-6	1-5	2-2	7	4	7	1	3	0	0	32
Bassett	2-5	2-3	4-4	1	1	10	1	1	0	0	30
Wilmont	6-14	3-8	0-0	5	4	15	1	0	0	1	34
Calloway	2-8	0-0	4-6	1	1	8	8	4	0	3	31
Suhr	0-0	0-0	0-0	1	1	0	0	0	0	0	4
Ratliff	3-6	2-4	0-0	1	4	8	0	1	1	1	15
Allen	0-0	0-0	0-0	0	2	0	0	0	2	0	3
White	0-0	0-0	0-0	2	0	0	1	0	0	0	5
Shaw	0-2	0-1	0-0	1	0	0	0	1	0	0	11
Team				2							
<b>Totals</b>	<b>25-54</b>	<b>8-21</b>	<b>13-17</b>	<b>32</b>	<b>17</b>	<b>71</b>	<b>13</b>	<b>13</b>	<b>4</b>	<b>5</b>	<b>200</b>
	FG%: .463			3PT%: .381			FT%: .765				

**Score by Periods:**

Iowa	17	47	64
Indiana	29	42	71

Attendance: 17,240

**(19) OHIO STATE 82, IOWA 63**

January 20, 2007, Value City Arena, Columbus, OH

**IOWA - 63**

Name	FG	3-PT	FT	RB	PF	TP	A	TO	BK	S	MN
Smith	8-19	3-8	2-3	4	3	21	5	4	0	1	36
Gorney	2-3	0-0	0-0	4	0	4	0	0	0	0	14
Haluska	6-15	3-8	0-0	4	0	15	1	1	0	0	36
Freeman	3-5	0-2	0-1	2	1	6	5	1	0	1	27
Henderdson	4-4	0-0	0-0	4	2	8	2	4	0	1	37
Angle	0-3	0-0	0-0	0	2	0	0	0	0	0	6
Johnson	1-4	1-2	0-2	1	0	3	0	0	0	0	18
Tate	2-2	0-0	0-0	1	5	4	1	1	0	0	13
Looby	1-1	0-0	0-0	5	4	2	0	0	0	0	13
Team				2							
<b>Totals</b>	<b>27-56</b>	<b>7-20</b>	<b>2-6</b>	<b>27</b>	<b>17</b>	<b>63</b>	<b>14</b>	<b>13</b>	<b>0</b>	<b>3</b>	<b>200</b>
	FG%: .482			3PT%: .350			FT%: .333				

**OHIO STATE - 82**

Name	FG	3-PT	FT	RB	PF	TP	A	TO	BK	S	MN
Harris	2-7	1-5	0-0	1	1	5	0	1	0	0	15
Oden	12-13	0-0	5-5	10	2	29	1	4	2	0	36
Conley, Jr.	3-6	0-2	2-4	2	3	8	10	3	0	4	34
Lewis	4-7	2-4	2-2	2	0	12	2	1	0	0	32
Butler	2-5	0-3	0-0	1	1	4	4	1	0	0	25
Lighty	1-4	0-2	5-6	1	2	7	0	0	0	0	18
Cook	4-6	3-4	0-0	7	2	11	0	1	0	0	21
Terwilliger	1-2	0-0	0-0	0	1	2	0	0	0	0	4
Hunter	2-3	0-0	0-0	1	1	4	0	0	0	0	15
Team				2							
<b>Totals</b>	<b>31-53</b>	<b>6-20</b>	<b>14-17</b>	<b>27</b>	<b>13</b>	<b>82</b>	<b>17</b>	<b>11</b>	<b>2</b>	<b>4</b>	<b>200</b>
	FG%: .585			3PT%: .300			FT%: .824				

**Score by Periods:**

Iowa	26	37	63
Ohio State	37	45	82

Attendance: 18,963

**(20) IOWA 79, PENN STATE 63**

January 24, 2007, Carver-Hawkeye Arena, Iowa City, IA

**PENN STATE - 63**

Name	FG	3-PT	FT	RB	PF	TP	A	TO	BK	S	MN
Cornley	6-12	0-0	4-8	11	3	16	0	3	0	0	37
Hassell	0-4	0-0	1-2	5	4	1	1	1	0	0	15
Luber	0-2	0-1	0-0	1	5	0	2	1	0	0	27
Claxton	7-16	1-4	5-8	7	3	20	0	3	0	1	38
Morrissey	2-7	2-5	3-3	2	2	9	0	3	0	1	26
Walker	1-7	1-6	0-0	2	1	3	3	2	0	0	17
Jackson	0-4	0-4	1-2	1	0	1	3	0	0	0	19
Bogetic	5-8	2-3	1-2	6	4	13	3	0	0	1	21
Team				9							
<b>Totals</b>	<b>21-60</b>	<b>6-23</b>	<b>15-25</b>	<b>44</b>	<b>22</b>	<b>63</b>	<b>12</b>	<b>13</b>	<b>0</b>	<b>3</b>	<b>200</b>
	FG%: .350			3PT%: .261			FT%: .600				

**IOWA - 79**

Name	FG	3-PT	FT	RB	PF	TP	A	TO	BK	S	MN
Smith	6-11	0-1	7-9	5	4	19	2	2	0	1	35
Tate	1-1	0-0	0-0	5	4	2	0	0	0	0	19
Gorney	1-4	0-0	0-0	6	3	2	0	1	1	0	22
Haluska	7-13	4-7	6-7	3	3	24	2	2	0	0	36
Henderson	5-8	0-0	2-4	1	0	12	3	1	0	2	32
Angle	0-0	0-0	0-0	0	1	0	0	0	0	0	3
Freeman	2-7	1-4	0-2	4	1	5	1	2	0	1	15
Bohall	0-0	0-0	0-0	0	0	0	0	0	0	0	0+
Johnson	3-5	3-5	0-0	0	1	9	1	0	0	0	17
Looby	2-3	0-0	2-5	6	4	6	1	0	3	0	21
Team				2							
<b>Totals</b>	<b>27-52</b>	<b>8-17</b>	<b>17-27</b>	<b>32</b>	<b>21</b>	<b>79</b>	<b>11</b>	<b>8</b>	<b>4</b>	<b>4</b>	<b>200</b>
	FG%: .519			3PT%: .471			FT%: .630				

# 2006-2007 BOX SCORES

## (21) WISCONSIN 57, IOWA 46

January 28, 2007, Carver-Hawkeye Arena, Iowa City, IA

### WISCONSIN - 57

Name	FG	3-PT	FT	RB	PF	TP	A	TO	BK	S	MN
Butch	5-12	3-6	0-3	14	1	13	1	2	0	0	29
Tucker	11-14	2-5	3-4	3	2	27	2	3	0	3	38
Chappel	0-1	0-0	0-0	1	0	0	3	0	1	0	14
Flowers	0-1	0-0	0-0	2	3	0	2	1	0	2	22
Taylor	1-7	1-5	2-2	1	1	5	5	2	0	1	37
Landry	2-5	0-1	4-7	7	3	8	1	2	1	0	30
Hughes	0-0	0-0	0-0	0	0	0	0	0	0	0	4
Bohannon	1-2	1-2	0-0	1	1	3	0	0	0	0	3
Stiemsma	0-0	0-0	0-0	0	1	0	0	1	0	0	4
Krabbenhoft	0-1	0-0	1-2	2	2	1	0	1	0	0	19
Team				2							
<b>Totals</b>	<b>20-43</b>	<b>7-19</b>	<b>10-18</b>	<b>33</b>	<b>14</b>	<b>57</b>	<b>14</b>	<b>12</b>	<b>2</b>	<b>4</b>	<b>200</b>
	<b>FG%: .465</b>			<b>3PT%: .368</b>				<b>FT%: .556</b>			

### IOWA - 46

Name	FG	3-PT	FT	RB	PF	TP	A	TO	BK	S	MN
Smith	3-17	0-2	2-4	5	4	8	2	1	0	3	34
Tate	3-8	0-0	0-2	10	3	6	2	1	1	0	35
Gorney	1-2	0-0	0-0	4	3	2	0	1	0	0	17
Haluska	3-18	1-7	9-10	7	1	16	4	2	0	0	36
Henderson	2-4	1-1	0-0	1	1	5	1	2	0	1	28
Angle	0-0	0-0	0-0	1	1	0	0	0	0	0	5
Freeman	1-4	0-3	1-2	2	1	3	0	2	0	1	13
Johnson	0-1	0-1	0-0	0	1	0	0	0	0	0	9
Looby	3-3	0-0	0-0	6	5	6	0	0	0	0	23
Team				4							
<b>Totals</b>	<b>16-57</b>	<b>2-14</b>	<b>12-18</b>	<b>40</b>	<b>20</b>	<b>46</b>	<b>9</b>	<b>9</b>	<b>1</b>	<b>5</b>	<b>200</b>
	<b>FG%: .281</b>			<b>3PT%: .143</b>				<b>FT%: .667</b>			

### Score by Periods:

Wisconsin	26	31	57
Iowa	22	24	46

Attendance: 15,550

## (22) IOWA 69, MICHIGAN 62

January 31, 2007, Crisler Arena, Ann Arbor, MI

### IOWA - 69

Name	FG	3-PT	FT	RB	PF	TP	A	TO	BK	S	MN
Smith	8-18	1-4	5-7	8	4	22	5	5	0	2	39
Tate	2-8	0-0	0-0	4	4	4	0	1	1	1	16
Looby	0-0	0-0	0-0	3	5	0	1	1	1	0	13
Henderson	0-4	0-1	0-0	1	0	0	0	0	0	0	12
Haluska	5-12	3-8	4-6	10	2	17	3	2	0	0	38
Gorney	3-5	0-0	0-0	7	4	6	1	1	2	0	24
Freeman	4-6	1-2	5-5	1	0	14	7	2	0	1	34
Johnson	2-3	2-2	0-0	1	2	6	0	2	0	0	22
Angle	0-0	0-0	0-0	0	2	0	0	1	0	0	2
Team				5							
<b>Totals</b>	<b>24-56</b>	<b>7-17</b>	<b>14-18</b>	<b>40</b>	<b>23</b>	<b>69</b>	<b>17</b>	<b>15</b>	<b>4</b>	<b>4</b>	<b>200</b>
	<b>FG%: .429</b>			<b>3PT%: .412</b>				<b>FT%: .778</b>			

### MICHIGAN - 62

Name	FG	3-PT	FT	RB	PF	TP	A	TO	BK	S	MN
Coleman	5-10	1-4	1-1	4	1	12	2	2	0	1	34
Petway	2-4	0-0	2-4	7	2	6	1	1	1	0	19
Sims	9-12	0-0	11-13	11	5	29	0	4	2	0	35
Harris	0-11	0-3	1-2	2	2	1	5	2	1	3	37
Abram	3-9	0-1	0-0	1	3	6	3	2	0	1	32
Udoh	2-7	0-0	2-2	4	2	6	0	0	1	0	21
Smith	0-2	0-0	2-2	1	2	2	3	0	0	1	21
Sims	0-0	0-0	0-0	0	0	0	1	0	0	0	1
Team				1							
<b>Totals</b>	<b>21-55</b>	<b>1-8</b>	<b>19-24</b>	<b>31</b>	<b>17</b>	<b>62</b>	<b>15</b>	<b>11</b>	<b>5</b>	<b>6</b>	<b>200</b>
	<b>FG%: .382</b>			<b>3PT%: .125</b>				<b>FT%: .792</b>			

### Score by Periods:

Iowa	23	46	69
Michigan	34	28	62

Attendance: 11,129

## (23) IOWA 81, INDIANA 75

February 3, 2007, Carver-Hawkeye Arena, Iowa City, IA

### INDIANA - 75

Name	FG	3-PT	FT	RB	PF	TP	A	TO	BK	S	MN
White, D.J.	2-4	0-0	2-2	3	5	6	4	4	1	1	26
Stemler	1-5	0-3	0-0	3	1	2	1	0	0	0	18
Bassett	0-3	0-0	2-3	1	4	2	5	1	1	2	22
Wilmont	9-19	6-12	0-2	3	2	24	0	0	0	0	37
Calloway	5-7	0-0	6-6	2	1	16	5	5	0	0	31
Suhr	0-0	0-0	2-2	0	2	2	0	0	0	1	1
Ratliff	5-9	2-5	3-3	5	5	15	1	4	0	2	26
Allen	0-0	0-0	0-0	2	1	0	0	1	0	0	9
White, M.	2-4	0-0	1-2	2	5	5	0	0	0	1	17
Shaw	1-1	0-0	1-1	0	3	3	0	0	0	0	9
Keeling	0-0	0-0	0-2	0	0	0	1	0	0	0	4
Team				4							
<b>Totals</b>	<b>25-52</b>	<b>8-20</b>	<b>17-23</b>	<b>25</b>	<b>29</b>	<b>75</b>	<b>17</b>	<b>15</b>	<b>2</b>	<b>7</b>	<b>200</b>
	<b>FG%: .481</b>			<b>3PT%: .400</b>				<b>FT%: .739</b>			

### IOWA - 81

Name	FG	3-PT	FT	RB	PF	TP	A	TO	BK	S	MN
Smith	4-9	0-1	10-10	9	2	18	7	6	0	2	37
Tate	2-4	0-0	2-3	4	3	6	0	1	0	0	24
Looby	1-2	0-0	0-0	6	5	2	0	2	2	0	15
Haluska	9-17	5-11	10-11	5	3	33	1	1	0	2	34
Freeman	1-6	0-3	2-2	4	4	4	1	4	0	1	20
Angle	0-0	0-0	0-0	0	0	0	0	0	0	0	1
Johnson	2-4	2-4	2-3	2	1	8	1	0	0	1	19
Henderson	0-8	0-1	4-6	3	5	4	5	2	0	1	29
Gorney	2-2	0-0	2-2	6	4	6	0	3	0	0	21
Team				3							
<b>Totals</b>	<b>21-52</b>	<b>7-20</b>	<b>32-37</b>	<b>42</b>	<b>27</b>	<b>81</b>	<b>15</b>	<b>19</b>	<b>2</b>	<b>7</b>	<b>200</b>
	<b>FG%: .404</b>			<b>3PT%: .350</b>				<b>FT%: .865</b>			

### Score by Periods:

Indiana	37	38	75
Iowa	37	44	81

Attendance: 15,500

## (24) IOWA 91, MINNESOTA 78

February 7, 2007, Williams Arena, Minneapolis, MN

### IOWA - 91

Name	FG	3-PT	FT	RB	PF	TP	A	TO	BK	S	MN
Tate	0-1	0-0	0-0	2	4	0	1	1	0	0	13
Smith	6-15	2-3	5-7	8	0	19	5	0	0	3	37
Looby	2-2	0-0	0-0	0	3	4	0	0	0	0	10
Haluska	10-14	6-10	8-8	5	1	34	8	1	0	2	37
Freeman	5-8	1-1	0-0	3	2	11	6	2	0	2	34
Gorney	4-7	0-0	0-0	1	3	8	0	0	0	0	24
Henderson	4-6	0-0	3-4	1	1	11	1	4	1	0	26
Johnson	0-1	0-1	1-2	2	0	1	2	0	1	0	12
Angle	1-1	1-1	0-0	1	0	3	1	0	0	0	7
Team				3						2	
<b>Totals</b>	<b>32-55</b>	<b>10-16</b>	<b>17-21</b>	<b>26</b>	<b>14</b>	<b>91</b>	<b>24</b>	<b>10</b>	<b>2</b>	<b>7</b>	<b>200</b>
	<b>FG%: .582</b>			<b>3PT%: .625</b>				<b>FT%: .810</b>			

### MINNESOTA - 78

Name	FG	3-PT	FT	RB	PF	TP	A	TO	BK	S	MN
Coleman	7-11	0-3	2-2	3	2	16	2	0	0	2	31
Abu-Shamala	1-3	1-3	2-2	4	1	5	3	1	0	0	18
Tollackson	9-13	0-0	5-8	5	2	23	2	5	1	0	34
McKenzie	6-11	4-9	0-0	2	1	16	5	2	0	0	40
Payton	0-0	0-0	0-0	0	1	0	0	2	0	0	17
Williams	1-2	0-0	0-0	1	1	2	0	1	1	0	13
Wilson	2-4	2-4	0-0	2	4	6	6	0	0	2	25
Smith	5-5	0-0	0-0	0	4	10	2	1	1	0	21
Johnson	0-0	0-0	0-0	0	0	0	0	0	0	0	1
Team				1						1	
<b>Totals</b>	<b>31-49</b>	<b>7-19</b>	<b>9-12</b>	<b>18</b>	<b>16</b>	<b>78</b>	<b>20</b>	<b>13</b>	<b>3</b>	<b>4</b>	<b>200</b>
	<b>FG%: .633</b>			<b>3PT%: .368</b>				<b>FT%: .750</b>			

### Score by Periods:

Iowa	47	44	91
Minnesota	36	42	78

Attendance: 11,434



## 2006-2007 BOX SCORES

**(25) WISCONSIN 74, IOWA 62**

February 10, 2007, Kohl Center, Madison, WI

**IOWA - 62**

Name	FG	3-PT	FT	RB	PF	TP	A	TO	BK	S	MN
Smith	3-13	0-1	2-3	6	5	8	3	1	0	5	31
Tate	3-5	0-0	0-0	4	2	6	0	2	0	0	24
Looby	2-3	0-0	1-2	4	2	5	0	1	0	0	11
Haluska	7-20	1-5	1-2	6	3	16	1	3	0	1	36
Freeman	3-6	1-2	1-3	5	2	8	5	3	0	0	25
Johnson	2-5	1-4	0-0	1	2	5	1	1	0	0	22
Henderson	3-7	0-1	0-0	1	1	6	1	0	0	0	22
Gorney	4-5	0-0	0-0	4	3	8	0	1	0	1	29
Team				2							
<b>Totals</b>	<b>27-64</b>	<b>3-13</b>	<b>5-10</b>	<b>33</b>	<b>20</b>	<b>62</b>	<b>11</b>	<b>12</b>	<b>0</b>	<b>7</b>	<b>200</b>
	FG%: .422			3PT%: .231			FT%: .500				

**WISCONSIN - 74**

Name	FG	3-PT	FT	RB	PF	TP	A	TO	BK	S	MN
Chappell	3-4	0-0	0-1	7	3	6	2	0	0	0	16
Butch	6-10	2-4	1-2	7	2	15	1	2	2	0	31
Tucker	7-17	1-2	6-10	7	2	21	2	1	0	3	34
Flowers	2-6	1-4	1-2	4	1	6	2	5	1	3	35
Taylor	3-9	3-4	2-2	4	1	11	2	4	1	0	28
Landry	2-4	1-1	0-1	1	3	5	1	1	1	0	16
Bohannon	0-2	0-2	2-2	1	0	2	1	0	0	1	14
Stiemsma	0-1	0-0	0-0	0	0	0	0	0	0	0	3
Gullikson	0-0	0-0	0-0	1	0	0	0	0	1	0	6
Krabbenhoft	3-5	0-0	2-2	8	1	8	2	1	0	0	17
Team				2							
<b>Totals</b>	<b>26-58</b>	<b>8-17</b>	<b>14-22</b>	<b>42</b>	<b>13</b>	<b>74</b>	<b>14</b>	<b>14</b>	<b>6</b>	<b>7</b>	<b>200</b>
	FG%: .448			3PT%: .471			FT%: .636				

**Score by Periods:**

Iowa	35	27	62
Wisconsin	31	43	74

**(26) IOWA 66, NORTHWESTERN 58**

February 15, 2007, Carver-Hawkeye Arena, Iowa City, IA

**NORTHWESTERN - 58**

Name	FG	3-PT	FT	RB	PF	TP	A	TO	BK	S	MN
Doyle	7-13	0-0	3-5	4	3	17	5	4	1	1	38
Ryan	2-4	0-0	3-3	2	1	7	1	2	0	1	23
Coble	7-18	0-3	0-1	11	4	14	2	2	1	0	37
Tolic	2-2	0-0	0-0	2	2	4	1	0	0	0	8
Okrzesik	1-6	1-6	0-0	0	4	3	1	1	0	1	12
Moore	1-6	1-5	0-1	0	3	3	3	0	0	0	24
Nash	1-4	0-1	0-0	4	1	2	2	0	0	0	15
Williams	1-3	0-2	0-0	1	2	2	1	0	1	2	15
Scott	2-4	1-2	1-2	3	1	6	0	1	0	2	28
Team				5							
<b>Totals</b>	<b>24-60</b>	<b>3-19</b>	<b>7-12</b>	<b>32</b>	<b>21</b>	<b>58</b>	<b>16</b>	<b>10</b>	<b>2</b>	<b>7</b>	<b>200</b>
	FG%: .400			3PT%: .158			FT%: .583				

**IOWA - 66**

Name	FG	3-PT	FT	RB	PF	TP	A	TO	BK	S	MN
Smith	5-10	1-3	2-2	4	4	13	0	6	1	1	34
Tate	1-2	0-0	0-0	7	2	2	0	3	0	1	23
Looby	2-3	0-0	1-3	6	2	5	1	0	1	2	26
Haluska	5-19	3-13	16-18	6	2	29	0	1	0	0	38
Freeman	2-5	1-4	0-1	6	2	5	6	2	0	1	32
Angle	0-0	0-0	0-0	0	0	0	1	0	0	0	3
Johnson	2-5	2-4	0-0	3	2	6	2	1	2	0	15
Henderson	3-4	0-0	0-0	3	0	6	1	3	0	0	15
Gorney	0-0	0-0	0-0	5	1	0	0	0	0	0	14
Team				1							
<b>Totals</b>	<b>20-48</b>	<b>7-24</b>	<b>19-24</b>	<b>41</b>	<b>15</b>	<b>66</b>	<b>11</b>	<b>16</b>	<b>4</b>	<b>5</b>	<b>200</b>
	FG%: .417			3PT%: .292			FT%: .792				

**Score by Periods:**

Northwestern	29	29	58
Iowa	29	37	66

**(27) MICHIGAN STATE 81, IOWA 49**

February 17, 2007, Breslin Center, East Lansing, MI

**IOWA - 49**

Name	FG	3-PT	FT	RB	PF	TP	A	TO	BK	S	MN
Haluska	3-14	0-6	5-6	5	1	11	1	1	0	4	28
Freeman	0-4	0-2	3-4	3	1	3	2	3	0	1	24
Smith	2-9	0-2	2-3	2	1	6	2	6	6	6	30
Tate	1-2	0-0	1-2	2	3	3	0	1	0	0	22
Looby	1-3	0-0	0-0	2	2	2	0	0	0	0	17
Crawford	2-2	0-0	0-0	1	0	4	0	0	1	0	4
Adams	0-0	0-0	0-0	0	0	0	0	0	0	0	2
Angle	0-0	0-0	3-4	1	0	3	0	0	0	0	5
Wessels	0-0	0-0	0-0	0	0	0	0	0	0	0	3
Bohall	0-1	0-0	2-4	0	0	2	0	1	0	1	10
Johnson	3-5	2-2	0-0	1	1	8	1	1	0	0	18
Henderson	0-0	0-0	0-0	0	2	0	1	4	0	0	16
Gorney	3-4	0-0	1-2	4	0	7	0	0	1	1	21
Team				2							
<b>Totals</b>	<b>15-44</b>	<b>2-12</b>	<b>17-25</b>	<b>23</b>	<b>11</b>	<b>49</b>	<b>7</b>	<b>17</b>	<b>2</b>	<b>7</b>	<b>200</b>
	FG%: .341			3PT%: .167			FT%: .680				

**MICHIGAN STATE - 81**

Name	FG	3-PT	FT	RB	PF	TP	A	TO	BK	S	MN
Morgan	7-10	0-1	2-2	3	2	16	1	4	0	4	25
Walton	4-6	1-2	0-0	1	1	9	10	3	0	0	28
Neitzel	6-11	5-10	0-0	2	2	17	3	0	2	2	24
Naymick	2-3	0-0	0-0	6	1	4	0	0	3	1	19
Gray	3-3	0-0	1-2	2	3	7	0	1	0	0	9
Ibok	0-2	0-0	2-4	4	4	2	1	1	1	0	19
Darnton	0-0	0-0	0-0	0	0	0	0	1	0	0	2
Tibaldi	1-2	0-1	0-0	0	0	2	0	0	0	1	3
Curry	0-0	0-0	0-0	1	0	0	0	0	0	0	2
Suton	5-8	0-0	0-0	8	5	10	2	1	1	1	24
Ducre	0-1	0-0	0-0	1	0	0	0	0	0	0	7
Dahlman	0-3	0-1	0-0	1	2	0	0	1	0	1	13
Joseph	4-7	4-7	0-2	3	1	12	1	0	0	1	20
Hannon	1-1	0-0	0-0	0	1	2	0	0	0	0	5
Team				4							
<b>Totals</b>	<b>33-57</b>	<b>10-22</b>	<b>5-10</b>	<b>36</b>	<b>22</b>	<b>81</b>	<b>18</b>	<b>12</b>	<b>7</b>	<b>11</b>	<b>200</b>
	FG%: .579			3PT%: .455			FT%: .500				

**Score by Periods:**

Iowa	17	32	49
Michigan State	44	37	81



2007 senior Adam Haluska completed his Iowa career with 1,578 points in three seasons. He led the Big Ten Conference in scoring as a senior and ranks seventh in career scoring. He was selected by New Orleans in the second round of the 2007 NBA Draft.

# 2006-2007 BOX SCORES

## (28) IOWA 78, PURDUE 59

February 21, 2007, Carver-Hawkeye Arena, Iowa City, IA

### PURDUE - 59

Name	FG	3-PT	FT	RB	PF	TP	A	TO	BK	S	MN
Watt	4-6	1-2	1-1	2	5	10	2	2	1	1	24
Landry	3-6	0-0	3-9	6	5	9	0	3	0	2	33
Teague	5-13	1-5	2-2	3	2	13	2	5	0	2	36
Kramer	7-13	3-4	2-2	4	1	19	3	2	0	1	33
Grant	0-5	0-2	1-6	1	3	1	0	3	0	2	11
Lutz	0-1	0-1	0-0	2	3	0	1	2	0	0	16
Riddell	0-0	0-0	0-0	0	1	0	0	0	0	0	3
Crump	1-3	1-2	0-0	2	3	3	1	1	0	0	21
Green	0-2	0-2	1-3	1	3	1	1	0	0	1	16
Uchendu	0-1	0-0	3-4	4	3	3	0	1	0	0	7
Team				3							
<b>Totals</b>	<b>20-50</b>	<b>6-18</b>	<b>13-27</b>	<b>28</b>	<b>29</b>	<b>59</b>	<b>10</b>	<b>19</b>	<b>1</b>	<b>9</b>	<b>200</b>
	<b>FG%: .400</b>			<b>3PT%: .333</b>			<b>FT%: .481</b>				

### IOWA - 78

Name	FG	3-PT	FT	RB	PF	TP	A	TO	BK	S	MN
Smith	6-9	0-0	6-7	4	3	18	7	1	0	0	37
Tate	3-3	0-0	5-6	10	5	11	1	2	0	3	25
Looby	2-4	0-0	0-0	4	3	4	0	2	1	1	22
Haluska	4-12	2-7	1-2	3	0	11	5	0	1	4	32
Freeman	2-5	2-3	8-12	1	2	14	1	5	0	2	22
Crawford	0-1	0-0	0-0	0	3	0	0	1	1	0	1
Angle	0-0	0-0	0-0	1	1	0	2	1	0	0	6
Wessels	0-0	0-0	0-0	1	1	0	0	1	0	0	2
Bohall	0-1	0-0	2-4	1	0	2	0	0	0	0	2
Johnson	0-0	0-0	0-0	0	0	0	1	0	1	0	12
Henderson	4-5	1-2	1-2	1	1	10	4	5	0	0	23
Gorney	4-5	0-0	0-0	3	4	8	0	0	0	0	16
Team				7							
<b>Totals</b>	<b>25-45</b>	<b>5-12</b>	<b>23-33</b>	<b>36</b>	<b>23</b>	<b>78</b>	<b>21</b>	<b>18</b>	<b>4</b>	<b>10</b>	<b>200</b>
	<b>FG%: .556</b>			<b>3PT%: .417</b>			<b>FT%: .697</b>				

#### Score by Periods:

Purdue	34	25	59
Iowa	44	34	78

Attendance: 11,466

## (29) PENN STATE 74, IOWA 72

February 28, 2007, Bryce Jordan Center, State College, PA

### IOWA - 72

Name	FG	3-PT	FT	RB	PF	TP	A	TO	BK	S	MN
Smith	6-14	1-6	1-1	4	3	14	4	1	0	1	36
Tate	0-1	0-0	0-0	2	4	0	0	2	0	0	16
Looby	1-2	0-0	0-0	1	2	2	2	0	2	1	15
Haluska	10-18	4-10	6-6	8	0	30	2	1	1	2	38
Freeman	3-8	3-7	2-2	6	0	11	5	4	0	2	31
Johnson	1-5	1-5	0-0	2	2	3	0	1	0	1	12
Henderson	4-7	0-2	0-0	0	3	8	3	1	0	2	29
Gorney	2-3	0-1	0-2	3	0	4	1	0	0	0	23
<b>Totals</b>	<b>27-58</b>	<b>9-31</b>	<b>9-11</b>	<b>26</b>	<b>14</b>	<b>72</b>	<b>17</b>	<b>10</b>	<b>3</b>	<b>9</b>	<b>200</b>
	<b>FG%: .466</b>			<b>3PT%: .290</b>			<b>FT%: .818</b>				

### PENN STATE - 74

Name	FG	3-PT	FT	RB	PF	TP	A	TO	BK	S	MN
Cornley	9-16	0-0	2-4	13	0	20	4	1	0	1	39
Hassell	0-0	0-0	1-2	2	1	1	1	1	0	1	21
Walker	5-9	5-8	2-3	0	0	17	4	2	0	0	36
Claxton	6-14	2-3	4-6	5	2	18	2	4	1	0	40
Jackson	3-8	3-5	3-3	7	2	12	3	4	0	2	33
Suotamo	1-1	0-0	2-2	1	1	4	0	0	0	0	11
Morrissey	0-2	0-2	0-0	0	2	0	3	1	0	1	11
Bogetic	1-2	0-0	0-0	2	3	2	0	0	0	0	9
Team				2							
<b>Totals</b>	<b>25-52</b>	<b>10-18</b>	<b>14-20</b>	<b>32</b>	<b>11</b>	<b>74</b>	<b>17</b>	<b>13</b>	<b>1</b>	<b>5</b>	<b>200</b>
	<b>FG%: .481</b>			<b>3PT%: .556</b>			<b>FT%: .700</b>				

#### Score by Periods:

Iowa	30	42	72
Penn State	33	41	74

Attendance: 6,706

## (30) IOWA 60, ILLINOIS 53

March 3, 2007, Carver-Hawkeye Arena, Iowa City, IA

### ILLINOIS - 53

Name	FG	3-PT	FT	RB	PF	TP	A	TO	BK	S	MN
Carter	4-12	2-6	2-3	5	3	12	3	2	1	1	34
Randle	3-10	1-3	0-0	6	3	7	0	5	1	1	33
Pruitt	8-13	0-0	4-7	9	4	20	0	3	0	0	33
Frazier	1-6	0-3	1-2	3	2	3	2	0	0	0	39
McBride	3-10	3-8	0-0	1	3	9	4	0	0	0	30
Meacham	0-0	0-0	0-0	1	2	0	3	0	0	0	11
Brock	0-1	0-0	0-0	1	2	0	2	2	0	2	13
Arnold	1-3	0-0	0-0	2	1	2	0	1	0	0	7
Team				11							
<b>Totals</b>	<b>20-55</b>	<b>6-20</b>	<b>7-12</b>	<b>39</b>	<b>20</b>	<b>53</b>	<b>14</b>	<b>13</b>	<b>2</b>	<b>5</b>	<b>200</b>
	<b>FG%: .364</b>			<b>3PT%: .300</b>			<b>FT%: .583</b>				

### IOWA - 60

Name	FG	3-PT	FT	RB	PF	TP	A	TO	BK	S	MN
Smith	2-9	0-3	2-2	2	4	6	3	4	1	1	35
Tate	2-5	0-0	0-3	7	1	4	0	0	0	1	25
Looby	0-0	0-0	0-0	7	3	0	0	0	5	1	28
Haluska	6-13	3-7	6-8	2	3	21	3	2	0	0	37
Freeman	4-8	3-4	2-2	2	0	13	5	1	0	1	30
Johnson	2-3	1-2	0-0	2	1	5	0	0	0	0	12
Henderson	3-6	0-0	5-5	4	1	11	0	2	0	1	24
Gorney	0-1	0-0	0-0	1	4	0	0	2	0	0	9
Team				2							
<b>Totals</b>	<b>19-45</b>	<b>7-16</b>	<b>15-20</b>	<b>29</b>	<b>17</b>	<b>60</b>	<b>11</b>	<b>11</b>	<b>6</b>	<b>5</b>	<b>200</b>
	<b>FG%: .422</b>			<b>3PT%: .438</b>			<b>FT%: .750</b>				

#### Score by Periods:

Illinois	28	25	53
Iowa	27	33	60

Attendance: 15,500

## (31) PURDUE 74, IOWA 55

March 9, 2007, United Center, Chicago, IL

### PURDUE - 74

Name	FG	3-PT	FT	RB	PF	TP	A	TO	BK	S	MN
Watt	2-9	0-0	1-3	4	3	5	3	1	0	1	28
Landry	6-11	1-1	7-11	11	3	20	2	4	4	2	38
Teague	4-10	2-3	5-6	8	3	15	1	4	0	0	26
Kramer	2-4	0-0	2-2	2	2	6	2	1	0	1	32
Grant	1-3	1-2	0-0	1	3	3	1	2	0	0	15
Riddell	0-0	0-0	0-0	0	0	0	0	0	0	0	1
Crump	5-6	0-1	3-4	1	3	13	1	3	0	0	20
Green	4-5	1-2	0-0	3	1	9	0	1	2	2	20
Uchendu	0-0	0-0	0-0	0	0	0	0	0	0	0	1
Hartley	0-0	0-0	0-0	1	0	0	0	0	0	0	1
Lutz	1-2	1-2	0-0	0	4	3	3	0	0	2	17
Graft	0-0	0-0	0-0	0	0	0	0	0	0	0	1
Team				7							
<b>Totals</b>	<b>25-50</b>	<b>6-11</b>	<b>18-27</b>	<b>38</b>	<b>22</b>	<b>74</b>	<b>13</b>	<b>17</b>	<b>6</b>	<b>8</b>	<b>200</b>
	<b>FG%: .500</b>			<b>3PT%: .545</b>			<b>FT%: .692</b>				

### IOWA - 55

Name	FG	3-PT	FT	RB	PF	TP	A	TO	BK	S	MN
Smith	8-14	0-1	1-4	7	2	17	1	6	2	1	37
Tate	0-0	0-0	1-2	3	4	1	0	0	0	1	17
Looby	2-4	0-0	0-0	6	4	4	0	3	51	1	21
Haluska	4-16	1-5	5-7	6	3	14	3	1	0	1	35
Freeman	3-9	0-3	5-7	4	3	11	3	0	1	2	33
Crawford	0-0	0-0	0-0	0	0	0	0	0	0	0	1
Wessels	0-0	0-0	0-0	0	0	0	0	0	0	0	1
Bohall	0-0	0-0	0-0	0	0	0	0	0	0	0	1
Johnson	1-2	0-1	0-2	1	4	2	1	2	1	0	21
Henderson	1-2	0-0	0-2	0	1	2	2	2	0	0	18
Angle	1-1	0-0	0-0	0	0	2	0	0	0	0	3
Gorney	1-3	0-0	0-0	0	1	2	0	2	0	1	12
Team				2							
<b>Totals</b>	<b>21-51</b>	<b>1-10</b>	<b>12-24</b>	<b>29</b>	<b>22</b>	<b>55</b>	<b>10</b>	<b>16</b>	<b>9</b>	<b>7</b>	<b>200</b>
	<b>FG%: .412</b>			<b>3PT%: .100</b>			<b>FT%: .500</b>				

#### Score by Periods:

Purdue	43	31	74
Iowa	30	25	55

Attendance: 18,103

# 2008 OPPONENTS HISTORY & HONORS

## OPPONENT INFORMATION

S.I.D. Directory	142
Hawkeye Challenge	143
South Padre Island Invitational	146
Opponents (listed alphabetically)	146
All-Time Series Results	155
Iowa vs. Conferences	157
Big Ten Conference Tournament Bracket	159
NCAA Tournament Bracket	160

## IOWA BASKETBALL HISTORY

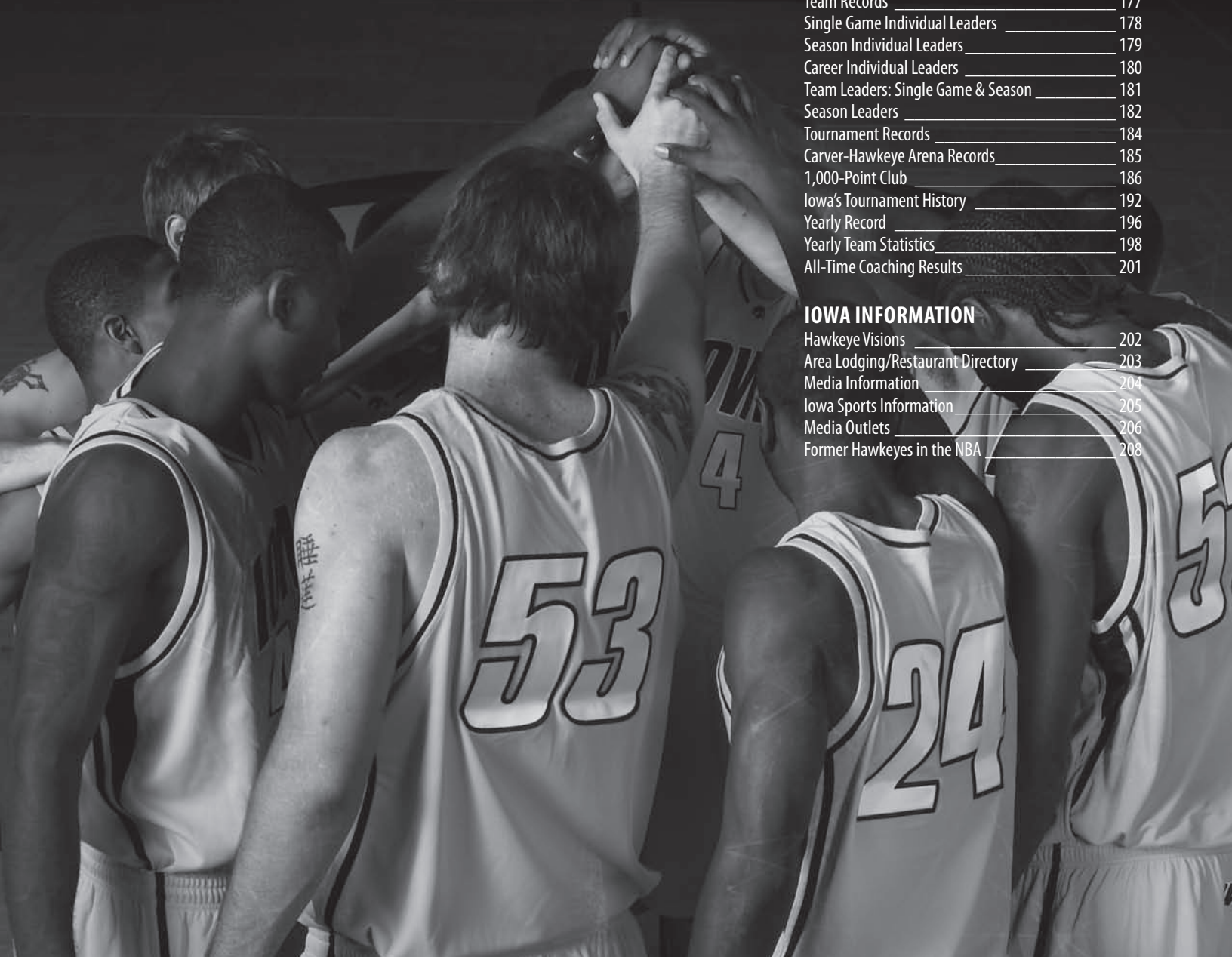
Iowa's Final Four Teams	161
Iowa's Big Ten Champions	162
Honored Hawkeyes	164
Chris Street Award	166
MVPs	168
NBA Draft	169
Retired Jerseys	170
All-Time Lettermen	171
Hawkeyes by Jersey	174

## IOWA BASKETBALL RECORDS

Individual Records	176
Team Records	177
Single Game Individual Leaders	178
Season Individual Leaders	179
Career Individual Leaders	180
Team Leaders: Single Game & Season	181
Season Leaders	182
Tournament Records	184
Carver-Hawkeye Arena Records	185
1,000-Point Club	186
Iowa's Tournament History	192
Yearly Record	196
Yearly Team Statistics	198
All-Time Coaching Results	201

## IOWA INFORMATION

Hawkeye Visions	202
Area Lodging/Restaurant Directory	203
Media Information	204
Iowa Sports Information	205
Media Outlets	206
Former Hawkeyes in the NBA	208



## 2007-2008 SID DIRECTORY

**BRADLEY**

Basketball SID: Bobby Parker  
 SID E-mail: bparker@bradley.edu  
 School Web Site: www.bubrades.com  
 Office Telephone: (309) 677-2624  
 Home Telephone: (309) 681-9773  
 Office FAX: (309) 677-2626  
 Press Row Telephone: (309) 673-8381

**DRAKE**

Basketball SID: Mike Mahon  
 SID E-Mail: mike.mahon@drake.edu  
 School Web Site: www.drakebulldogs.org  
 Office Telephone: (515) 271-3012  
 Home Telephone: (515) 223-4812  
 Office FAX: (515) 271-3015  
 Press Row Telephone: (515) 271-4878

**EASTERN ILLINOIS**

Basketball SID: Rich Moser  
 SID E-mail: rlmoser@eiu.edu  
 School Web Site: www.eiupanthers.com  
 Office Telephone: (217) 581-7480  
 Cell Telephone: (217) 508-8317  
 Office FAX: (217) 581-6434  
 Press Row Telephone: (217) 581-5135

**FLORIDA GULF COAST**

Basketball SID: Matt Fairchild  
 SID E-mail: mfairchi@fgcu.edu  
 School Web Site: www.fgcuathletics.com  
 Office Telephone: (239) 590-7061  
 Home Telephone: (239) 707-3943  
 Office FAX: (239) 590-7014  
 Press Row Telephone: TBA

**IDAHO STATE**

Basketball SID: Frank Mercogliano  
 SID E-mail: mercfran@isu.edu  
 School Web Site: www.isubengals.collegesports.com  
 Office Telephone: (208) 282-2621  
 Cell Telephone: (208) 406-3570  
 Office FAX: (208) 282-3659  
 Press Row Telephone: (208) 282-4275

**ILLINOIS**

Basketball SID: Derrick Burson  
 SID E-Mail: burson@uiuc.edu  
 School Web Site: www.fightingillini.com  
 Office Telephone: (217) 333-1391  
 Cell Telephone: (217) 766-7315  
 Office FAX: (217) 333-5540  
 Press Row Telephone: (217) 333-1227

**INDIANA**

Basketball Contact: J.D. Campbell  
 SID E-Mail: jc56@indiana.edu  
 School Web Site: www.iuhoosiers.com  
 Office Telephone: (812) 855-9794  
 Cell Telephone: (812) 322-1437  
 Office FAX: (812) 855-9401  
 Press Row Telephone: (812) 855-2754

**IOWA STATE**

Basketball SID: Mike Green  
 SID E-Mail: mgreen@iastate.edu  
 School Web Site: www.cyclones.com  
 Office Telephone: (515) 294-3372  
 Home Telephone: (515) 233-8238  
 Office FAX: (515) 294-0558  
 Press Row Telephone: (515) 294-6178

**LOUISIANA-MONROE**

Basketball SID: Jeff Hendrix  
 SID E-mail: hendrix@ulm.edu  
 School Web Site: www.ulmathletics.com  
 Office Telephone: (318) 342-5462  
 Cell Telephone: (318) 450-8317  
 Office FAX: (318) 342-5464  
 Press Row Telephone: (318) 342-6920

**MARYLAND-EASTERN SHORE**

Basketball SID: G. Stan Bradley  
 SID E-mail: gsbradley@umes.edu  
 School Web Site: www.umeshawks.com  
 Office Telephone: (410) 651-6499  
 Home Telephone: (410) 543-5395  
 Office FAX: (410) 651-7600  
 Press Row Telephone: (410) 651-8903 (04)

**MICHIGAN**

Basketball SID: Tom Wywrot  
 SID E-Mail: twywrot@umich.edu  
 School Web Site: www.mgoblue.com  
 Office Telephone: (734) 647-1268  
 Cell Telephone: (734) 320-1148  
 Office FAX: (734) 647-1188  
 Press Row Telephone: (734) 998-7188

**MICHIGAN STATE**

Basketball SID: Matt Larson  
 SID E-Mail: larsonm@ath.msu.edu  
 School Web Site: www.msuspartans.com  
 Office Telephone: (517) 355-2271  
 Home Telephone: (517) 349-4607  
 Office FAX: (517) 353-9636  
 Press Row Telephone: (517) 353-1626

**MINNESOTA**

Basketball SID: Matt Sliter  
 SID E-Mail: TBA  
 School Web Site: www.gophersports.com  
 Office Telephone: (612) 625-4389  
 Cell: TBA  
 Office FAX: (612) 625-0359  
 Press Row Telephone: (612) 626-1308

**NORTHERN IOWA**

Basketball SID: Josh Lehman  
 SID E-Mail: josh.lehman@uni.edu  
 School Web Site: www.unipanthers.com  
 Office Telephone: (319) 273-3642  
 Home Telephone: (319) 266-5701  
 Office FAX: (319) 273-3602  
 Press Row Telephone: (319) 273-6311

**NORTHERN COLORADO**

Basketball SID: Joe Prisco  
 SID E-mail: joseph.prisco@unco.edu  
 School Web Site: www.uncbears.com  
 Office Telephone: (970) 351-2552  
 Office FAX: (970) 351-1995  
 Press Row Telephone: (970) 351-2552

**NORTHWESTERN**

Basketball SID: TBA  
 SID E-Mail: TBA  
 School Web Site: www.nusports.com  
 Office Telephone: (847) 467-3758  
 Cell Telephone: TBA  
 Office FAX: (847) 491-8818  
 Press Row Telephone: (847) 491-8853

**OHIO STATE**

Basketball SID: Dan Wallenberg  
 SID E-Mail: wallenberg.1@osu.edu  
 School Web Site: www.ohiostatebuckeyes.com  
 Office Telephone: (614) 292-6861  
 Home Telephone: (614) 276-4792  
 Office FAX: (614) 292-8547  
 Press Row Telephone: (614) 688-5330

**PENN STATE**

Basketball SID: Brian Siegrist  
 SID E-Mail: tbs1@psu.edu  
 School Web Site: www.goPSUsports.com  
 Office Telephone: (814) 865-1757  
 Cell Telephone: (814) 777-5126  
 Office FAX: (814) 863-3165  
 Press Row Telephone: (814) 863-3516

**PURDUE**

Basketball SID: Elliot Bloom  
 SID E-Mail: ebloom@purdue.edu  
 School Web Site: www.purduesports.com  
 Office Telephone: (765) 494-3196  
 Home Telephone: (765) 532-4699  
 Office FAX: (765) 494-5447  
 Press Row Telephone: (765) 494-6365

**RICE**

Basketball SID: Jay Jameson  
 SID E-mail: jj7473@rice.edu  
 School Web Site: www.riceowls.com  
 Office Telephone: (713) 348-8874  
 Cell Telephone: (614) 354-9422  
 Office FAX: (713) 348-6019  
 Press Row Telephone: (614) 354-9422

**SIMPSON COLLEGE**

Basketball SID: Matt Turk  
 SID E-mail: matt.turk@simpson.edu  
 School Web Site: www.simpson.edu/strom  
 Office Telephone: (515) 961-1577  
 Home Telephone: (515) 961-7214  
 Office FAX: (515) 961-1279  
 Press Row Telephone: (515) 240-0483

**SOUTHEASTERN LOUISIANA**

Basketball SID: Matt Sullivan  
 SID E-mail: rsullivan@selu.edu  
 School Web Site: www.LionSports.net  
 Office Telephone: (985) 549-3774  
 Cell Telephone: (985) 981-0009  
 Office FAX: (985) 549-3773  
 Press Row Telephone: (985) 549-2326

**UTAH STATE**

Basketball SID: Doug Hoffman  
 SID E-mail: doug.hoffman@usu.edu  
 School Web Site: www.UtahStateAggies.com  
 Office Telephone: (435) 797-3714  
 Cell Telephone: (435) 881-8011  
 Office FAX: (435) 797-2615  
 Press Row Telephone: (435) 797-1686

**VANDERBILT**

Basketball SID: Andy Boggs  
 SID E-mail: andy.boggs@vanderbilt.edu  
 School Web Site: www.vucommadores.com  
 Office Telephone: (615) 343-1847  
 Cell Telephone: (615) 828-8895  
 Office FAX: (615) 343-7064  
 Press Row Telephone: (615) 320-0436

**WAKE FOREST**

Basketball SID: Scott Wortman  
 SID E-mail: wortsma@wfu.edu  
 School Web Site: www.wakeforestsports.com  
 Office Telephone: (336) 758-5640  
 Cell Telephone: (409) 203-4229  
 Office FAX: (336) 758-5140  
 Press Row Telephone: (336) 727-2945

**WISCONSIN**

Basketball SID: Brian Lucas  
 SID E-Mail: bml@athletics.wisc.edu  
 School Web Site: www.uwbadgers.com  
 Office Telephone: (608) 262-1811  
 Home Telephone: (608) 345-1283  
 Office FAX: (608) 262-8184  
 Press Row Telephone: (608) 265-4333



## HAWKEYE CHALLENGE

**2007 HAWKEYE CHALLENGE****FRIDAY, NOVEMBER 30**

5:45 p.m. – Eastern Illinois vs. Rice

8:05 p.m. – Iowa vs. Louisiana-Monroe

**SATURDAY, DECEMBER 1**

5:45 p.m. – LA Monroe vs. Rice/Eastern Illinois

8:05 p.m. – Iowa vs. Rice/Eastern Illinois

**TOURNAMENT HISTORY****1982**

Hawaii 70, Pitt 65

Iowa 76, Navy 65

Navy 73, Pitt 65 (3rd)

Iowa 99, Hawaii 67 (1st)

**All-Tournament:** STOKES, IOWA; Brooks, Navy; Gannon, Iowa; Hansen, Iowa; Vaughn, Pitt; Webster, Hawaii.**1983**

Oregon State 49, Arkansas State 40

Iowa 67, Baylor 44

Arkansas State 58, Baylor 46 (3rd)

Iowa 56, Oregon State 45 (1st)

**All-Tournament:** STOKES, IOWA; Berry, Oregon State; Carfino, Iowa; Hansen, Arkansas State; Payne, Iowa; Sitton, Oregon State.**1984**

Texas Tech 63, USC 59

Iowa 67, Boston Univ. 53

USC 83, Boston Univ. 70 (3rd)

Iowa 58, Texas Tech 48 (1st)

**All-Tournament:** HOLMES, USC; Anderson, Texas Tech; Hendricks, Boston Univ.; Jennings, Texas Tech; Payne, Iowa; Stokes, Iowa.**1985**

UAB 71, Lehigh 61

Arkansas State 66, Iowa 62

Iowa 89, Lehigh 68 (3rd)

UAB 78, Arkansas State 58 (1st)

**All-Tournament:** MITCHELL, UAB; Goshien, Arkansas St.; Lohaus, Iowa; Mincy, UAB; Queenan, Lehigh; Tate, Arkansas State.**1986**

Iowa 95, Delaware 47

Loyola-Mary. 96, Wash. St. 89

Delaware 55, Wash. St. 50 (3rd)

Iowa 103, Loyola-Mary. 80 (1st)

**All-Tournament:** MARBLE, IOWA; Armstrong, Iowa; Lohaus, Iowa; Nikchevich, Loyola-Marymount; Quinnett, Washington St.; Yoest, Loyola-Marymount.**1987**

Cal-Irvine 79, Jacksonville 76

Iowa 91, Navy 61

Jacksonville 69, Navy 64 (3rd)

Iowa 124, Cal-Irvine 88 (1st)

**All-Tournament:** JONES, IOWA; Armstrong, Iowa; Brown, Jacksonville; Engelstad, Cal-Irvine; Lorenzen, Iowa; Moe, Iowa.**1988**

Georgia 80, Long Beach St. 63

Iowa 109, Brown 61

Brown 62, Long Beach St. 61 (3rd)

Iowa 102, Georgia 76 (1st)

**All-Tournament:** MARBLE, IOWA; Armstrong, Iowa; Hamilton, Georgia; Horton, Iowa; Kessler, Georgia; Thompson, Brown.**1989**

Cal-Santa Barbara 86, Bradley 60

Iowa 75, Ohio Univ. 49

Ohio Univ. 72, Bradley 53 (3rd)

Iowa 85, Cal-Santa Barbara 79 (1st)

**All-Tournament:** JEPSEN, IOWA; Jamerson, Ohio; DeHart, UCSB; Jackson, Bradley; Moses, Iowa; McArthur, UCSB.**1990**

Creighton 93, Tex-San Antonio 47

Iowa 80, Colgate 59

Tex-San Antonio 99, Colgate 59 (3rd)

Iowa 83, Creighton 77 (1st)

**All-Tournament:** HARSTAD, CREIGHTON; Gallagher, Creighton; Ellison, Texas-San Antonio; Barnes, Iowa; Moses, Iowa; Smith, Iowa.**1991**

LA Tech 67, Bowling Green 47

Iowa 74, Army 39

Bowling Green 59, Army 44 (3rd)

Iowa 84, LA Tech 65 (1st)

**All-Tournament:** EARL, IOWA; Goldsmith, Louisiana Tech; Moses, Iowa; Street, Iowa; Brown, Louisiana Tech; Hall, Bowling Green.**1992**

Miss. State 61, Long Island 52

Iowa 85, TX-Pan American 29

Long Island 60, TX-Pan American 54 (3rd)

Iowa 69, Miss. State 54 (1st)

**All-Tournament:** EARL, IOWA; Street, Iowa; Murray, Iowa; Griffin, Long Island; Watson, Mississippi State; Walker, Mississippi State.**1993**

Long Beach State 77, Houston 67

Iowa 104, Lehigh 77

Houston 96, Lehigh 74 (3rd)

Iowa 101, Long Beach State 79 (1st)

**All-Tournament:** WINTERS, IOWA; Bartels, Iowa; Murray, Iowa; Goldwire, Houston; Fichter, Lehigh; Atkinson, Long Beach State.

# HAWKEYE CHALLENGE

## 1994

Ohio Univ. 81, Cal-Irvine 72 (OT)  
Iowa 99, Pepperdine 63  
Cal-Irvine 75, Pepperdine 68 (3rd)  
Iowa 91, Ohio Univ. 75 (1st)

**All-Tournament:** SETTLES, IOWA; Bartels, Iowa; Murray, Iowa; Trent, Ohio; Miglinieks, Cal-Irvine; Ford, Ohio.

## 1995

Colgate 53, Mississippi 51  
Iowa 104, East Tenn. State 58  
Mississippi 65, East Tenn. State 50 (3rd)  
Iowa 79, Colgate 59 (1st)

**All-Tournament:** MILLARD, Iowa; Murray, Iowa; Woolridge, Iowa; Kingsbury, Iowa; Foyle, Colgate; Carter, Mississippi.

## 1996

LaSalle 62, So. Mississippi 10  
Iowa 93, Grambling State 73  
So. Mississippi 70, Grambling State 52 (3rd)  
Iowa 65, LaSalle 60 (1st)

**All-Tournament:** WOOLRIDGE, Iowa; McCausland, Iowa; Bowen, Iowa; Carr, LaSalle; Gizzi, LaSalle; D. Smith, So. Mississippi.

## 1997

Weber State 81, Mt. St. Mary's 73  
Iowa 81, Rice 52  
Mt. St. Mary's 58, Rice 55 (3rd)  
Iowa 81, Weber State 56 (1st)

**All-Tournament:** BOWEN, Iowa; Davis, Iowa; Moore, Iowa; Harris, Mt. St. Mary's; Baskerville, Weber State; Fisher, Weber State.

## 1998

Detroit Mercy 49, Gonzaga 48  
Iowa 82, South Alabama 58  
Gonzaga 80, South Alabama 63 (3rd)  
Iowa 61, Detroit Mercy 60 (1st)

**All-Tournament:** OLIVER, Iowa; Settles, Iowa; Ferguson, Detroit Mercy; Hall, Gonzaga; Jackson, Detroit Mercy; Evans, South Alabama.

## 1999

Ohio University 73, Houston 65  
Iowa 73, Texas Southern 51  
Houston 84, Texas Southern 80 (3rd)  
Iowa 86, Ohio University 66 (1st)

**All-Tournament:** GALLOWAY, Iowa; Jaacks, Iowa; Younger, Houston; Stonerook, Ohio; Anyanwu, TX Southern; Adell, Ohio.

## 2000

Tulsa 65, Santa Clara 59  
Iowa 79, Tenn.-Chattanooga 60  
Santa Clara 83, Tenn.-Chattanooga 81 (2 OT, 3rd)  
Iowa 66, Tulsa 65 (1st)

**All-Tournament:** EVANS, Iowa; Oliver, Iowa; Recker, Iowa; Shelton, Tulsa; Jones, Santa Clara; Harrington, Tulsa.

## 2001

Southern Methodist 72, LaSalle 63  
Iowa 73, Alabama State 64  
Alabama State 55, LaSalle 42 (3rd)  
Iowa 86, Southern Methodist 69 (1st)

**All-Tournament:** EVANS, Iowa; HOGAN, Iowa; Recker, Iowa; Gamble, Alabama State; Hancock, SMU; Ross, SMU.



University of Iowa Athletic Director Gary Barta (right) presents the 2006 Most Valuable Trophy to Iowa's Adam Haluska.

## 2002

Southern Mississippi 62, Jacksonville 61  
Iowa 65, Montana State 44  
Montana State 64, Jacksonville 55 (3rd)  
Iowa 65, Southern Mississippi 63 (1st)

**All-Tournament:** LESLIE, Iowa; Worley, Iowa; Reiner, Iowa; Segeberg, MSU; G. Johnson, Southern Mississippi; Warner, Jacksonville.

## 2003

Northern Illinois 54, Illinois-Chicago 53  
Iowa 70, Eastern Washington 54  
Illinois-Chicago 67, Eastern Washington 52 (3rd)  
Iowa 65, Northern Illinois 57 (1st)

**All-Tournament:** SMALLWOOD, NIU; Brunner, Iowa; Pierce, Iowa; Horner, Iowa; Banks, UIC; Snow, EWU.

## 2004

UNC Greensboro 79, Southern Mississippi 78  
Iowa 88, Centenary 53  
Southern Mississippi 70, Centenary 53 (3rd)  
Iowa 83, UNC Greensboro 58 (1st)

**All-Tournament:** HORNER, PIERCE, Iowa; Brunner, Iowa; Hickman, UNCG; Johnson, So. Miss; Maclies, Centenary.

## 2005

Valparaiso 79, Tulane 72  
Iowa 75, Fairfield 59  
Fairfield 80, Tulane 68 (3rd)  
Iowa 72, Valparaiso 59 (1st)

**All-Tournament:** HORNER, Iowa; Brunner, Haluska, Iowa; Opland, Valparaiso; Van Schaick, Fairfield; Garcia, Tulane.

## 2006

Coppin State 69, LaSalle 68  
Iowa 62, Texas-Pan American 46  
LaSalle 64, Texas-Pan American 63 (3rd)  
Iowa 83, Coppin State 67 (1st)

**All-Tournament:** HALUSKA, Iowa; Smith, Johnson, Iowa; McKee, Coppin State; Harris, LaSalle; Burrell, UTPA.

**ALL CAPS indicates tourney MVPs**



# HAWKEYE CHALLENGE

## TOURNAMENT RECORD BY TEAM

Team	Record	1st	2nd
Alabama-Birmingham	2-0	1	
Alabama State	1-1		
Arkansas State	2-2		1
Army	0-2		
Baylor	0-2		
Boston University	0-2		
Bowling Green	1-1		
Bradley	0-2		
Brown	1-1		
Cal-Irvine	2-2		1
Cal-Santa Barbara	1-1		1
Centenary	0-2		
Colgate	1-3		1
Coppin State	1-1		1
Creighton	1-1		1
Delaware	1-1		
Detroit Mercy	1-1		1
East Tennessee State	0-2		
<b>Eastern Illinois</b>	<b>0-0</b>		
Eastern Washington	0-2		
Fairfield	1-1		
Georgia	1-1		1
Gonzaga	1-1		
Grambling State	0-2		
Hawaii	1-1		1
Houston	2-2		
Illinois-Chicago	1-1		
<b>Iowa</b>	<b>49-1</b>	<b>24</b>	
Jacksonville	1-3		
LaSalle	2-4		1
Lehigh	0-4		
Long Beach State	1-3		1
Long Island	1-1		
Louisiana Tech	1-1		1
<b>Louisiana-Monroe</b>	<b>0-0</b>		
Loyola-Marymount	1-1		1
Mississippi	1-1		
Mississippi State	1-1		1
Montana State	1-1		
Mount St. Mary's	1-1		
Navy	1-3		
North Carolina-Greensboro	1-1		1
Northern Illinois	1-1		1
Ohio University	3-3		2
Oregon State	1-1		1
Pepperdine	0-2		
Pittsburgh	0-2		
<b>Rice</b>	<b>0-2</b>		
Santa Clara	1-1		
South Alabama	0-2		
Southern Cal	1-1		
Southern Methodist	1-1		1
Southern Mississippi	3-3		1
Tennessee-Chattanooga	0-2		
Texas Southern	0-2		
Texas Tech	1-1		1
Texas-Pan American	0-4		
Texas-San Antonio	1-1		
Tulane	0-2		
Tulsa	1-1		1
Valparaiso	1-1		1
Washington State	0-2		
Weber State	1-1		1

## TOURNAMENT RECORDS

### Individual, Game

Points	45 by Brian Quinnett, Washington St. vs. Loyola-Marymount, 1986
FG	16 by Brian Quinnett, Washington St. vs. Loyola-Marymount, 1986
FGA	27 by Daren Queenan, Lehigh vs. Iowa, 1985
3-pt. FG	8 by Carrick DeHart, UC-Santa Barbara vs. Iowa, 1989
3-pt. FGA	15 by Carrick DeHart, UC-Santa Barbara vs. Iowa, 1989
FT	12 by Bob Harstad, Creighton vs. Texas-San Antonio, 1990
	12 by Ricky Hickman, UNC Greensboro vs. So. Mississippi, 2004
FTA	16 by James Winters, Iowa vs. Long Beach State, 1993
Rebounds	21 by Dwayne Scholten, Washington St. vs. Delaware, 1986
Assists	17 by Chris Nikchevich, Loyola-Marymount vs. Washington St., 1986
Blocks	8 by Acie Earl, Iowa vs. Louisiana Tech, 1991
Steals	7 by Brody Boyd, Iowa vs. Northern Illinois, 2003

### Individual, Tournament

Points	59 by Brian Quinnett, Washington St., 1986
FG	25 by Mike Yoest, Loyola-Marymount, 1986
FGA	49 by Daren Queenan, Lehigh, 1985
3-pt. FG	12 by Carrick DeHart, UC-Santa Barbara, 1989
3-pt. FGA	26 by Todd Peterson, Northern Illinois, 2003
FT	19 by Dwayne Scholten, Washington St., 1986
FTA	29 by James Winters, Iowa, 1993
Rebounds	31 by Dwayne Scholten, Washington St., 1986
Assists	23 by Anthony Goldwire, Houston, 1993
Blocks	12 by Acie Earl, Iowa, 1991
Steals	10 by Brody Boyd, Iowa, 2003
	10 by Dwayne Morton, Long Island, 1992

### Team, Game

Points	124 by Iowa vs. UC-Irvine, 1987
FG	45 by Iowa vs. UC-Irvine, 1987
FGA	90 by Iowa vs. Loyola-Marymount, 1986
FG%	63.5 (33-52) by USC vs. Boston Univ., 1984
3-pt. FG	12 by Fairfield vs. Iowa, 2005
3-pt. FGA	33 by Texas Southern vs. Houston, 1999
3-pt. FG%	57.9 (11-19) by Iowa vs. UNC Greensboro, 2004
FT	38 by Iowa vs. South Alabama, 1998
FTA	61 by Iowa vs. Long Beach State, 1993
FT%	92.9 (13-14) by Alabama State vs. Iowa, 2001
Rebounds	66 by Iowa vs. East Tennessee State, 1995
Assists	28 by Iowa vs. East Tennessee State, 1995
	28 by Iowa vs. Brown, 1988
	28 by Iowa vs. Lehigh, 1985
Blocks	12 by Iowa vs. UNC Greensboro, 2004
Steals	18 by Iowa vs. Pepperdine, 1994
	18 by Texas-San Antonio vs. Colgate, 1990



2007 Senior Justin Johnson was named to the all-Tournament team after helping the Hawkeyes win the 2006 Hawkeye Challenge.

## SOUTH PADRE ISLAND | BRADLEY | DRAKE

**SOUTH PADRE ISLAND INVITATIONAL**

Friday-Saturday, November 23-24  
South Padre Island Convention Center

**Preliminary Rounds** (all times listed are CT)**Nov. 10**

Austin Peay at Vanderbilt

**Nov. 12**

Valparaiso at Utah State

**Nov. 18****Florida Gulf Coast at Iowa, 1:05 p.m.**

Maryland Eastern Shore at Bradley

**Nov. 20****Maryland Eastern Shore at Iowa, 8:05 p.m.**

Florida Gulf Coast at Bradley

Valparaiso at Vanderbilt

Austin Peay at Utah State

**Third Round****Friday, Nov. 23**

1 p.m., Game One: Austin Peay vs. Florida Gulf Coast

3:30 p.m., Game Two: Valparaiso vs. Maryland Eastern Shore

**6:30 p.m., Game Three: Iowa vs. Bradley**

9 p.m., Game Four: Vanderbilt vs. Utah State

**Championship Round****Saturday, Nov. 24**

12 p.m. Loser of Game One vs. Loser of Game Two

2:30 p.m. Winner of Game One vs. Winner of Game Two

5 p.m. Loser of Game Three vs. Loser of Game Four

7:30 p.m. Winner of Game Three vs. Winner of Game Four

Four

**BRADLEY**

South Padre Island Invitational, November 23-24, South Padre, TX, CSTV

**School Facts**

Location: Peoria, Illinois

Enrollment: 6,127

President: Joanne Glasser, Esq.

Athletic Director: Ken Kavanagh

Nickname: Braves

Colors: Red and White

Conference: Missouri Valley Conference

Arena: Carver Arena (11,060)

**Coaching Staff**

Head Coach: Jim Les (Bradley, 1986)

Office: (309) 677-2668

At Bradley: 84-73 (5 years)

Overall: 84-73 (5 years)

Associate Head Coach: Eric Buescher

Assistant Coaches: Alvin Brooks III, Steve Merfeld

**Sports Information**

SID/Basketball Contact: Bobby Parker

Office: (309) 677-2624

Cell: (309) 256-4302

E-Mail: bparker@bradley.edu

SID Fax: (309) 677-2626

Basketball Press Row: (309) 673-8381

Web Site: www.BUBraves.com

SID Mailing Address: Haussler Hall, 1501 W. Bradley Avenue, Peoria, IL 61625

**Series History**

Iowa leads series, 6-3

At Iowa City: 4-3

At Bradley: 0-2

Lickliter vs. Bradley: 2-2

Current Streak: Iowa - 6

Iowa's Longest Win Streak: 6

Bradley's Longest Win Streak: 3

Iowa's Biggest Margin: 43-25, 1934

Bradley's Biggest Margin: 35-28, 1930

**Team Information**

2007 Overall Record: 22-13

2007 League Record (Finish): 10-8 (4th)

2007 Post-season: NIT 1st Round

Starters Returning/Lost: 2/3

Lettermen Returning/Lost: 7/5

**Top Returnees (2006-07 Stats)**

\*Jeremy Crouch (6-5, Sr., G, 13.8 ppg, 2.3 rpg)

\*Daniel Ruffin (5-10, Sr., G, 13.8 ppg, 2.6 rpg)

Matt Salley (6-7, Sr., F, 7.1 ppg, 4.8 rpg)

\*denotes returning starter

**DRAKE UNIVERSITY**

Friday, December 14, Iowa City, IA, 7:05 p.m., BTN

**School Facts**

Location: Des Moines, Iowa

Enrollment: 5,221

President: David Maxwell

Athletic Director: Sandy Hatfield Clubb

Nickname: Bulldogs

Colors: Blue and White

Conference: Missouri Valley

Arena: Drake Knapp Center (7,002)

**Coaching Staff**

Head Coach: Keno Davis (Iowa, 1995)

Office: (515) 271-3894

At Drake: 1<sup>st</sup> year

Overall: 1<sup>st</sup> year

Associate Head Coach: Chris Davis

Assistant Coaches: Justin Ohl, Rodell Davis

**Sports Information**

SID/Basketball Contact: Mike Mahon

Office: 515-271-3014

Home: (515) 223-4812

Cell: (515) 208-8281

E-Mail: mike.mahon@drake.edu

SID Fax: (515) 271-3015

Basketball Press Row: (515) 271-4884

Web Site: www.godrakebulldogs.org

SID Mailing Address: Drake Bell Center, 27th and Forest, Des Moines, IA 50311

**Series History**

Iowa leads series, 53-8

At Iowa City: 27-2

At Des Moines: 26-6

Current Streak: Drake - 1

Iowa's Longest Win Streak: 27 (1979-06)

Drake's Longest Win Streak: 2 (1968-69)

Iowa's Biggest Margin: 101-59, 2001

Drake's Biggest Margin: 45-25, 1935

**Team Information**

2007 Overall Record: 17-15

2007 League Record (Finish): 6-12 (T7th)

2007 Post-season: NA

Starters Returning/Lost: 1/4

Lettermen Returning/Lost: 7/6

**Top Returnees (2006-07 Stats)**

\*Josh Young (6-1, Sr., G, 10.7 ppg, 2.3 rpg)

Klayton Korver (6-5, Sr., F, 9.3 ppg, 3.4 rpg)

\*denotes returning starter

# EASTERN ILLINOIS | FLORIDA GULF COAST | IDAHO STATE

## EASTERN ILLINOIS UNIVERSITY

Hawkeye Challenge, November 30-December 1, Iowa City, IA

### School Facts

Location: Charleston, Illinois  
 Enrollment: 12,349  
 President: Dr. William Perry  
 Athletic Director: Dr. Richard McDuffie  
 Nickname: Panthers  
 Colors: Blue and Gray  
 Conference: Ohio Valley  
 Arena: Lantz Arena (5,300)

### Coaching Staff

Head Coach: Mike Miller  
 Office: (217) 581-2511  
 At Eastern Illinois: 16-41 (2 years)  
 Overall: 103-120 (7 years)  
 Assistant Coaches: Chad Altadonna, Michael Lewis, Chrys Cornelius

### Sports Information

SID/Basketball Contact: Rich Moser  
 Office: (217) 581-7480  
 Cell: (217) 508-8317  
 E-Mail: rlmoser@eiuupanthers.com  
 SID Fax: (217) 581-6434  
 Basketball Press Row: (217) 581-5135  
 Web Site: www.EIUp Panthers.com  
 SID Mailing Address: Room 2024, Lantz Arena, 600 Lincoln Avenue, Charleston, IL 61920

### Series History

Iowa leads series, 4-0  
 At Iowa City: 3-0  
 Neutral: 1-0  
 Lickliter vs. Eastern Illinois: 0-0  
 Miller vs. Iowa: 0-0  
 Iowa's Biggest Margin: 91-52, 1994

### Team Information

2007 Overall Record: 10-20  
 2007 League Record (Finish): 6-14 (10th)  
 2007 Post-season: NA  
 Starters Returning/Lost: 5/0  
 Lettermen Returning/Lost: 11/0

### Top Returnees (2006-07 Stats)

\*Romain Martin (6-3, So., G, 14.8 ppg, 2.0 rpg)  
 \*Bobby Catchings (6-6., Sr., F, 10.1 ppg, 5.1 rpg)  
 \*Jake Byrne (6-8, Sr., C, 7.7 ppg, 4.1 rpg)

\*denotes returning starter

## FLORIDA GULF COAST UNIVERSITY

Sunday, November 18, Iowa City, IA, 1:05 p.m., BTN  
 South Padre Island Invitational

### School Facts

Location: Fort Myers, Florida  
 Enrollment: 9,400  
 President: Dr. William Bradshaw  
 Athletic Director: Carl McAloose  
 Nickname: Eagles  
 Colors: Kelly Green and Royal Blue  
 Conference: Atlantic Sun  
 Arena: Alico Arena (4,500)

### Coaching Staff

Head Coach: Dave Balza  
 Office: (239) 590-7039  
 At Florida Gulf Coast: 114-39 (5 years)  
 Overall: 149-87 (8 years)  
 Assistant Coaches: Chris Highfield, Denny Hinson, Nick Bennett

### Sports Information

SID/Basketball Contact: Matt Fairchild  
 Office: (239) 590-7061  
 Cell: (239) 707-3943  
 E-Mail: mfairchi@fgcu.edu  
 SID Fax: (239) 590-7014  
 Basketball Press Row: TBA  
 Web Site: www.fgcuathletics.com  
 SID Mailing Address: 10501 FGCU Blvd. South, Fort Myers, FL 33965

### Series History

First Meeting  
 Lickliter vs. Florida Gulf Coast: 1-0

### Team Information

2007 Overall Record: 27-6  
 2007 League Record (Finish): NA  
 2007 Post-season: NA  
 Starters Returning/Lost: 4/1  
 Lettermen Returning/Lost: 8/4

### Top Returnees (2006-07 Stats)

\*Adam Liddel (6-8, Sr., F, 11.4 ppg., 8.3 rpg.)  
 \*Casey Wohleb (5-7, Sr., G/F, 11.1 ppg., 3.4 rpg.)  
 \*Landon Adler (6-9, Jr., F, 10.7 ppg., 7.0 rpg.)

\*Denotes returning starter

## IDAHO STATE UNIVERSITY

Friday, November 9, Iowa City, IA, 8:05 p.m., BTN

### School Facts

Location: Pocatello, Idaho  
 Enrollment: 13,929  
 President: Dr. Arthur Vailas  
 Athletic Director: Paul A. Bubb  
 Nickname: Bengals  
 Colors: Black and Orange  
 Conference: Big Sky  
 Arena: Holt Arena (8,000)

### Coaching Staff

Head Coach: Joe O'Brien (Monmouth, 1977)  
 Office: (208) 282-4492  
 At Idaho State: 13-17 (1 year)  
 Overall: 13-17 (1 year)  
 Assistant Coaches: Steve Swanson, Geoff Alexander, Mike Brown

### Sports Information

SID/Basketball Contact: Frank Mercogliano  
 Office: (208) 282-2621  
 Home: (208) 234-0755  
 Cell: (208) 406-3570  
 E-Mail: mercfran@isu.edu  
 SID Fax: (208) 282-3659  
 Basketball Press Row: (208) 282-5572  
 Web Site: www.isubengals.com  
 SID Mailing Address: 921 S. 8th Ave., Stop 8173, Pocatello, ID 83201-8173

### Series History

First Meeting

### Team Information

2007 Overall Record: 13-17  
 2007 League Record (Finish): 8-8 (T5th)  
 2007 Post-season: NA  
 Starters Returning/Lost: 2/3  
 Lettermen Returning/Lost: 7/4

### Top Returnees (2006-07 Stats)

\*Matt Stucki (6-6, Jr., F, 7.9 ppg, 3.8 rpg)  
 \*Logan Kinghorn (6-5, Sr., F, 7.8 ppg, 4.5 rpg)

\*denotes returning starter

## ILLINOIS | INDIANA | IOWA STATE

**UNIVERSITY OF ILLINOIS**

Saturday, March 1, Iowa City, Iowa, 3/5 p.m., ESPN/BTN  
Or Sunday, March 2, Iowa City, IA, 1:05 p.m., CBS

**School Facts**

Location: Champaign, Illinois  
Enrollment: 41,398  
Chancellor: Richard Herman  
Athletic Director: Ron Guenther  
Nickname: Fighting Illini  
Colors: Orange & Blue  
Conference: Big Ten  
Facility: Assembly Hall (16,618)

**Coaching Staff**

Head Coach: Bruce Weber (Wisconsin-Milwaukee, 1978)  
Office: (217) 333-3400  
At Illinois: 112-28 (4 years)  
Overall: 215-82 (9 years)  
Assistant Coaches: Wayne McClain, Jay Price, TBA  
Assistant to Head Coach: Gary Nottingham

**Sports Information**

SID/Basketball Contact: Derrick Burson  
Office: (217) 333-1391  
Cell: (217) 766-7315  
E-mail: Burson@uiuc.edu  
SID Fax: (217) 333-5540  
Basketball Press Row: (217) 333-1227  
Web Site: www.fightingillini.com  
SID Mailing Address: 1700 South 4th Street, Champaign, IL, 61820

**Series History**

Illinois leads series, 74-66  
At Iowa City: 52-17  
At Champaign: 14-57  
Lickliter vs. Illinois: 0-0  
Weber vs. Iowa: 6-2  
Current Streak: Illinois - 1  
Iowa's Longest Win Streak: 6 (1975-77)  
Illinois' Longest Win Streak: 5 (1963-65)  
Iowa's Biggest Margin: 95-70, 1975  
Illinois' Biggest Margin: 118-85, 1990

**Team Information**

2007 Overall Record: 23-12  
2007 Big Ten Record (Finish): 9-7 (T4<sup>th</sup>)  
2007 Post-season: NCAA 1<sup>st</sup> round  
Starters Returning/Lost: 3/2  
Lettermen Returning/Lost: 9/3

**Top Returnees (2006-07 Stats)**

\*Shaun Pruitt (6-10, Sr., C, 11.4 ppg, 7.5 rpg)  
\*Brian Randle (6-8, Sr., F, 7.4 ppg, 5.0 rpg)  
\*Chester Frazier (6-2, Jr., G, 7.2 ppg, 4.5 rpg, 4.5 apg)

\*denotes returning starter

**INDIANA UNIVERSITY**

Wednesday, January 2, Iowa City, IA, 8:05 p.m., BTN  
Wednesday, January 23, Bloomington, IN, 8:05 p.m., BTN

**School Facts**

Location: Bloomington, Indiana  
Enrollment: 38,247  
President: Michael McRobbie  
Athletic Director: Rick Greenspan  
Nickname: Hoosiers  
Colors: Cream & Crimson  
Conference: Big Ten  
Facility: Assembly Hall (17,456)

**Coaching Staff**

Head Coach: Kelvin Sampson (Pembroke State, 1978)  
Office: (812) 855-2238  
At Indiana: 21-11 (1 year)  
Overall: 476-268 (25 years)  
Assistant Coaches: Ray McCallum, Jeff Meyer, Rob Senderoff

**Sports Information**

SID/Basketball Contact: J.D. Campbell  
Office: (812) 855-9794  
Cell: (812) 322-1437  
E-mail: jc56@indiana.edu  
SID Fax: (812) 855-9401  
Basketball Press Row: (812) 855-2754  
Web Site: www.iuhoosiers.com  
SID Mailing Address: Media Relations Office, 1001 E. 17th Street, Bloomington, IN 47408

**Series History**

Indiana leads series, 91-68  
At Iowa City: 40-38  
At Bloomington: 26-53  
Neutral Site: 2-0  
Lickliter vs. Indiana: 2-2  
Sampson vs. Iowa: 1-1  
Current Streak: Iowa - 1  
Iowa's Longest Win Streak: 7 (1966-70)  
Indiana's Longest Win Streak: 11 (1971-77)  
Iowa's Biggest Margin: 90-61, 1979  
Indiana's Biggest Margin: 102-49, 1975

**Team Information**

2007 Overall Record: 21-11  
2007 League record (Finish): 10-6 (3rd)  
2007 Post-season: NCAA 2nd Round  
Starters Returning/Lost: 3/2  
Lettermen Returning/Lost: 8/5

**Top Returnees (2006-07 Stats)**

\*D. J. White (6-9, Sr., F, 13.8 ppg, 7.3 rpg)  
\*Armon Bassett (6-1, So., G, 9.5 ppg, 97 assists)  
\*Lance Stemler (6-8, Sr., F, 6.6 ppg, 4.1 rpg)

\*denotes returning starter

**IOWA STATE UNIVERSITY**

Saturday, December 8, Ames, IA, 1:05 p.m., ESPN

**School Facts**

Location: Ames, Iowa  
Enrollment: 26,160  
President: Dr. Gregory L. Geoffroy  
Athletic Director: Jamie Pollard  
Nickname: Cyclones  
Colors: Cardinal & Gold  
Conference: Big 12  
Facility: James H. Hilton Coliseum (14,092)

**Coaching Staff**

Head Coach: Greg McDermott (Northern Iowa, 1988)  
Office: (515) 294-8232  
At Iowa State: 15-16 (1 year)  
Overall: 236-143 (13 years)  
Assistant Coaches: Jeff Rutter, Jean Prioleau, T. J. Otzelberger

**Sports Information**

Asst. AD for Media Relations: Tom Kroeschell  
Basketball Contact: Mike Green  
Office: (515) 294-7019  
Cell: (515) 460-5804  
E-Mail: mgreen@iastate.edu  
SID Fax: (515) 294-0558  
Basketball Press Row: (515) 294-6178  
Web Site: www.cyclones.com  
SID Mailing Address: Jacobson Athletic Bldg., 1800 S. Fourth St., Ames, IA 50011

**Series History**

Iowa leads series, 41-19  
At Iowa City: 25-5  
At Ames: 16-14  
Lickliter vs. Iowa State: 0-0  
McDermott vs. Iowa: 3-3  
Current Streak: Iowa - 1  
Iowa's Longest Win Streak: 10 (1910-16)  
Iowa State's Longest Win Streak: 3 (1984-86)  
Iowa's Biggest Margin: 78-51, 1993  
Iowa State's Biggest Margin: 94-77, 1974

**Team Information**

2007 Overall Record: 15-16  
2007 League Record (Finish): 6-10 (T7<sup>th</sup>)  
2007 Post-season: NA  
Starters Returning/Lost: 3/2  
Lettermen Returning/Lost: 7/8

**Top Returnees (2006-07 stats)**

\*Wesley Johnson (6-7, S., F, 12.3 ppg, 7.9 rpg)  
\*Jiri Hubalek (6-11, Sr., C, 11.2 ppg, 6.8 rpg)  
\*Rahshon Clark (6-6, Jr., F, 6.4 ppg, 5.9 rpg)

\*denotes returning starter



## LOUISIANA-MONROE | MARYLAND EASTERN SHORE | MICHIGAN

**LOUISIANA-MONROE**

Hawkeye Challenge, November 30, Iowa City, IA, 8:05 p.m.,  
BTN

**School Facts**

Location: Monroe, Louisiana  
Enrollment: 8,571  
President: Dr. James E. Cofer, Sr.  
Athletic Director: Bobby Staub  
Nickname: Warhawks  
Colors: Maroon and Gold  
Conference: Sun Belt  
Arena: Fant Ewing Coliseum (8,000)

**Coaching Staff**

Head Coach: Orland Early (Gardner-Webb, 1990)  
Office: (318) 342-5404  
At Louisiana-Monroe: 28-32 (2 years)  
Overall: 28-32 (2 years)  
Assistant Coaches: Tom Coverdale, Gus Hauser, Harold Juluke

**Sports Information**

SID: Adam Prendergast  
Basketball Contact: Jeff Hendrix  
Office: (318) 342-5462  
Cell: (318) 450-8317  
E-Mail: jhendrix@ulm.edu  
SID Fax: (318) 342-5464  
Basketball Press Row: (318) 342-6920  
Web Site: www.UlMathletics.com  
SID Mailing Address: 308 Stadium Drive, Monroe, LA  
71209

**Series History**

Iowa leads series, 3-0  
At Iowa City: 1-0  
Neutral: 2-0  
Current Streak: Iowa -3  
Iowa's Biggest Margin: 82-69, 1993

**Team Information**

2007 Overall Record: 18-14  
2007 League Record (Finish): 11-7 (T1st, West Division)  
2007 Post-season: NA  
Starters Returning/Lost: 5/0  
Lettermen Returning/Lost: 11/2

**Top Returnees (2006-07 Stats)**

\*Tony Hooper (5-11, Jr., G, 15.4 ppg, 3.8 rpg)  
\*Jonas Brown (6-3, Sr., G, 12.3 ppg, 3.6 rpg)  
\*Lance Brasher (6-2, Sr., G, 10.4 ppg, 5.8 rpg)

\*denotes returning starter

**MARYLAND EASTERN SHORE**

Tuesday, November 20, Iowa City, IA, 8:05 p.m., BTN  
South Padre Island Invitational

**School Facts**

Location: Princess Anne, Maryland  
Enrollment: 3,600  
President: Dr. Thelma B. Thompson  
Athletic Director: Keith Davidson  
Nickname: Hawks, Fighting Hawks  
Colors: Maroon and Grey  
Conference: Mid-Eastern Athletic  
Arena: W.P. Hytche Athletic Center (5,500)

**Coaching Staff**

Interim Head Coach: Meredith Smith (Maryland State,  
1964)  
Office: 410-651-6536  
At Maryland Eastern Shore: 1st year  
Overall: 1st year  
Assistant Coaches: Mike Farrare, Shawn Smith

**Sports Information**

SID/Basketball Contact: G. Stan Bradley  
Office: (410) 651-6499  
Cell: (410) 845-1519  
E-Mail: gsbradley@umes.edu  
SID Fax: (410) 651-7600  
Basketball Press Row: (410) 651-8903/8904  
Web Site: www.umeshawks.com  
SID Mailing Address: W.P. Hytche Athletic Center, 1  
Backbone Road, University of ME Eastern Shore, Princess  
Anne, MD 28153

**Series History**

Iowa leads series, 3-0  
At Iowa City: 3-0  
Iowa's Biggest Margin: 101-45, 1992

**Team Information**

2007 Overall Record: 4-27  
2007 League Record (Finish): 1-17 (11th)  
2007 Post-season: NA  
Starters Returning/Lost: 3/2  
Lettermen Returning/Lost: 6/6

**Top Returnees (2006-07 Stats)**

\*Ed Tyson (6-3, Jr., G, 16.4 ppg, 4.3 rpg)  
\*Aleksandar Popovic (6-10, Jr., C, 5.1 ppg, 4.8 rpg)  
\*Milutin Mirjagic (6-7, So., F, 2.0 ppg, 2.8 rpg)

\*denotes returning starter

**UNIVERSITY OF MICHIGAN**

Saturday, January 19, Ann Arbor, MI, 6:05 p.m., BTN  
Thursday, February 14, Iowa City, IA, 8:05 p.m., ESPN/ESPN2

**School Facts**

Location: Ann Arbor, Michigan  
Enrollment: 38,006  
President: Mary Sue Coleman  
Athletic Director: Bill Martin  
Nickname: Wolverines  
Colors: Maize & Blue  
Conference: Big Ten  
Facility: Crisler Arena (13,751)

**Coaching Staff**

Head Coach: John Beilein (Wheeling Jesuit, 1975)  
Office: (734) 763-5504  
At Michigan: 1st year  
Overall: 551-318 (29 years)  
Associate Head Coach: Jerry Dunn  
Assistant Coaches: Mike Jackson, John Mahoney

**Sports Information**

Basketball SID: Tom Wywrot  
Office: (734) 647-1268  
Cell: (734) 320-1148  
E-Mail: twywrot@umich.edu  
SID Fax: (734) 647-1188  
Basketball Press Row: (734) 998-7188  
Web Site: mgoblue.com  
SID Mailing Address: University of Michigan, Athletic  
Media Relations, 1000 South State Street, Ann Arbor, MI,  
48109-2201

**Series History**

Michigan leads series, 80-55  
At Iowa City: 34-32  
At Ann Arbor: 21-46  
Neutral: 0-2  
Current Streak: Iowa -3  
Iowa's Longest Win Streak: 5 (1942-47, 1951-53)  
Michigan's Longest Win Streak: 9 (1974-78)  
Iowa's Biggest Margin: 95-69, 1972  
Michigan's Biggest Margin: 127-96, 1990

**Team Information**

2007 Overall Record: 22-13  
2007 League Record (Finish): 8-8 (T7th)  
2007 Post-season: NIT 2nd Round  
Starters Returning/Lost: 1/4  
Lettermen Returning/Lost: 11/6

**Top Returnees (2006-07 Stats)**

\*Jerret Smith (6-3, Jr., G, 5.7 ppg, 2.7 rpg)  
Ron Coleman (6-6, Sr., W, 6.3 ppg, 2.8 rpg)

\*denotes returning starter

# MICHIGAN STATE | MINNESOTA | NORTHERN COLORADO

## MICHIGAN STATE UNIVERSITY

Saturday, January 12, Iowa City, IA, 7:35 p.m., BTN  
Saturday, February 23 or Sunday, February 24, East Lansing, MI, 1/3 p.m. or 3:05 p.m., ESPN/BTN/CBS

### School Facts

Location: East Lansing, Michigan  
Enrollment: 45,520  
President: Dr. Lou Anna K. Simon  
Athletic Director: Ron Mason  
Nickname: Spartans  
Colors: Green & White  
Conference: Big Ten  
Facility: Breslin Center (14,759)

### Coaching Staff

Head Coach: Tom Izzo (Northern Michigan, 1977)  
Office: (517) 355-1643  
At MSU: 278-121 (12 years)  
Overall: 278-121 (12 years)  
Assistant Coaches: Mark Montgomery, Dwayne Stephens, Mark Garland

### Sports Information

SID: John Lewandowski  
Basketball Contact: Matt Larson  
Office: (517) 355-2271  
Home: (517) 485-5157  
E-Mail: larson@ath.msu.edu  
SID Fax: (517) 353-9636  
Basketball Press Row: (517) 353-1626  
Web Address: www.msuspartans.com  
SID Mailing Address: 401 Olds Hall, MSU, East Lansing, Michigan, 48824

### Series History

MSU leads series, 57-51  
At Iowa City: 32-19  
At East Lansing: 17-37  
Neutral: 2-1  
Lickliter vs. Michigan State: 0-0  
Izzo vs. Iowa: 15-7  
Current Streak: Michigan State - 1  
Iowa's Longest Win Streak: 5 (1950-52 and 1987-89)  
MSU's Longest Win Streak: 8 (1993-01)  
Iowa's Biggest Margin: 111-68, 1965  
MSU's Biggest Margin: 81-49, 2007

### Team Information

2007 Overall Record: 23-12  
2007 League Record (Finish): 8-8 (T7th)  
2007 Post-season: NCAA 2nd Round  
Starters Returning/Lost: 5/0  
Lettermen Returning/Lost: 8/6

### Top Returnees (2006-07 Stats)

\*Drew Neitzel (6-0, Sr., G, 18.1 ppg, 2.8 rpg)  
\*Raymar Morgan (6-7, Sr., F, 11.7 ppg, 5.2 rpg)  
\*Goran Suton (6-10, Jr., C, 9.3 ppg, 6.7 rpg)

\*denotes returning starter

## UNIVERSITY OF MINNESOTA

Saturday, February 9, Minneapolis, MN, 1:05 p.m., ESPN

### School Facts

Location: Minneapolis, Minnesota  
Enrollment: 50,042  
President: Robert Bruininks  
Athletic Director: Joel Maturi  
Nickname: Golden Gophers  
Colors: Maroon & Gold  
Conference: Big Ten  
Facility: Williams Arena (14,625)

### Coaching Staff

Head Coach: Tubby Smith (High Point, 1973)  
Office: (612) 625-3085  
At Minnesota: 1<sup>st</sup> year  
Overall: 387-145 (16 years)  
Associate Head Coach: Ron Jirsa  
Assistant Coaches: Vince Taylor, Saul Smith

### Sports Information

Basketball Contact: TBA  
Office: (612) 625-4090  
Cell Phone: TBA  
E-Mail: TBA  
SID Fax: (612) 625-0359  
Basketball Press Row: (612) 626-1308  
Web Address: www.gophersports.com  
SID Mailing Address: 244 Bierman, 516 15th Ave. S.E., Minneapolis, MN, 55455

### Series History

Minnesota leads series, 94-88  
At Iowa City: 52-37  
At Minneapolis: 33-57  
Neutral: 3-0  
Current Streak: Iowa - 3  
Iowa's Longest Win Streak: 6 (1943-46)  
Minnesota's Longest Win Streak: 9 (1935-40)  
Iowa's Biggest Margin: 99-61, 1989  
Minnesota's Biggest Margin: 47-10, 1902

### Team Information

2007 Overall Record: 9-22  
2007 League Record (Finish): 3-13 (9th)  
2007 Post-season: NA  
Starters Returning/Lost: 5/0  
Lettermen Returning/Lost: 9/2

### Top Returnees (2006-07 Stats)

\*Lawrence McKenzie (6-2, Sr., G, 14.9 ppg, 3.4 rpg)  
\*Spencer Tollackson (6-9, Sr., F/C., 12.0 ppg, 5.3 rpg)  
\*Dan Coleman (6-9, Sr., F., 14.2 ppg, 6.0 rpg)

\*denotes returning starter

## NORTHERN COLORADO

Wednesday, November 14, Iowa City, IA, 8:05 p.m., BTN

### School Facts

Location: Greeley, Colorado  
Enrollment: 10,831  
President: Kay Norton  
Athletic Director: Jay Hinrichs  
Nickname: Bears  
Colors: Blue and Gold  
Conference: Big Sky  
Arena: Butler-Hancock Sports Pavilion (2,734)

### Coaching Staff

Head Coach: Tad Boyle (Kansas, 1985)  
Office: (970) 351-1716  
At Northern Colorado: 4-24 (2 years)  
Overall: 4-24 (2 years)  
Assistant Coaches: B.J. Hill, Shawn Ellis

### Sports Information

SID: Heather Kennedy  
Basketball Contact: Joe Prisco  
Office: (970) 351-2522  
Cell: (970) 978-0950  
E-Mail: joseph.prisco@unco.edu  
SID Fax: (970) 351-1995  
Basketball Press Row: (970) 351-2552  
Web Site: uncbears.com  
SID Mailing Address: 251 Butler-Hancock Center, Box 117, Greeley, CO 80639

### Series History

First Meeting

### Team Information

2007 Overall Record: 4-24  
2007 League Record (Finish): 2-14 (9th)  
2007 Post-season: NA  
Starters Returning/Lost: 3/2  
Lettermen Returning/Lost: 8/5

### Top Returnees (2006-07 Stats)

\*Sean Taibi (6-3, Sr., G, 14.6 ppg, 3.7 rpg)  
\*Kirk Archibique (6-9, Sr., C, 13.1 ppg, 6.4 rpg)

\*denotes returning starter



# NORTHERN IOWA | NORTHWESTERN | OHIO STATE

## UNIVERSITY OF NORTHERN IOWA

Wednesday, December 5, Cedar Falls, IA, 8:05 p.m., FOX

### School Facts

Location: Cedar Falls, Iowa  
 Enrollment: 12,260  
 President: Dr. Benjamin Allen  
 Athletic Director: Rick Hartzell  
 Nickname: Panthers  
 Colors: Purple & Old Gold  
 Conference: Missouri Valley  
 Facility: McLeod Center (7,018)

### Coaching Staff

Head Coach: Ben Jacobson (North Dakota, 1994)  
 Office: (319) 273-7609  
 At Northern Iowa: 18-13 (1 year)  
 Overall: 18-13 (1 year)  
 Assistant Coaches: Rich Glas, Kyle Green, P.J. Hogan

### Sports Information

SID: Josh Lehman  
 Office: (319) 273-3642  
 Home: (319) 266-5701  
 Cell: (319) 415-1703  
 E-Mail: josh.lehman@uni.edu  
 SID Fax: (319) 273-3602  
 Basketball Press Row: (319) 273-4121  
 Web Site: www.unipanthers.com  
 SID Mailing Address: UNI-Dome NW Upper, Cedar Falls, IA 50614-0314

### Series History

Iowa leads series, 30-7  
 At Iowa City: 20-1  
 At Cedar Falls: 10-6  
 Lickliter vs. UNI: 2-0  
 Current Streak: Northern Iowa - 2  
 Iowa's Longest Win Streak: 10 (1906-13)  
 UNI's Longest Win Streak: 2 (2006-07)  
 Iowa's Biggest Margin: 73-16, 1907  
 UNI's Biggest Margin: 77-66, 2004

### Team Information

2007 Overall Record: 18-13  
 2007 League Record (Finish): 9-9 (5th)  
 2007 Post Season: NA  
 Starters Returning/Lost: 3/2  
 Lettermen Returning/Lost: 8/4

### Top Returnees (06-07 Stats)

\*Eric Coleman (6-6, Sr., C, 13.1 ppg, 9.1 rpg)  
 \*Travis Brown (6-3, Jr., G, 7.9 ppg, 1.9 rpg)  
 \*Jared Josten (5-11, Sr., G, 7.8 ppg, 0.7 rpg)

\*denotes returning starters

## NORTHWESTERN UNIVERSITY

Tuesday, February 19, Iowa City, IA, 8:05 p.m., BTN  
 Tuesday-Thursday, March 4-6, Evanston, IL, TBA, TBA

### School Facts

Location: Evanston, Illinois  
 Enrollment: 7,800  
 President: Henry S. Bienen  
 Athletic Director: Mark Murphy  
 Nickname: Wildcats  
 Colors: Purple & White  
 Conference: Big Ten  
 Facility: Welsh-Ryan Arena (8,117)

### Coaching Staff

Head Coach: Bill Carmody (Union, 1975)  
 Office: (847) 491-7906  
 At Northwestern: 95-112 (7 years)  
 Overall: 187-137 (11 years)  
 Assistant Coaches: Paul Lee, Mitch Henderson, Tavaras Hardy

### Sports Information

SID: Mike Wolf  
 Basketball Contact: Adam Widman  
 Office: (847) 467-3758  
 Cell Phone: (847) 833-3220  
 E-mail: awidman@northwestern.edu  
 SID Fax: (847) 491-8818  
 Basketball Press Row: (847) 491-8852/8853  
 Web Site: www.nusports.com  
 SID Mailing Address: 1501 Central Street, Evanston, IL 60208

### Series History

Iowa leads series, 104-51  
 At Iowa City: 60-16  
 At Evanston: 43-35  
 Neutral Site: 1-0  
 Lickliter vs. Northwestern: 0-0  
 Carmody vs. Iowa: 6-6  
 Current Streak: Iowa - 1  
 Iowa's Longest Win Streak: 14 (1978-85)  
 Northwestern's Longest Win Streak: 8 (1913-17)  
 Iowa's Biggest Margin: 116-77, 1995  
 Northwestern's Biggest Margin: 41-16, 1931

### Team Information

2007 Overall Record: 13-18  
 2007 League Record (Finish): 2-14 (T10th)  
 2007 Post-Season: NA  
 Starters Returning/Lost: 3/2  
 Letterman Returning/Lost: 11/4

### Top Returnees (06-07 Stats)

\*Kevin Coble (6-8, So., F, 13.3 ppg, 5.2 rpg)  
 \*Craig Moore (6-4, Jr., G, 7.9 ppg, 1.8 rpg)  
 \*Sterling Williams (6-4, Jr., G/F, 4.4 ppg, 2.6 rpg)

\*denotes returning starter

## OHIO STATE UNIVERSITY

Wednesday, January 9, Columbus, OH, 6:05 p.m., BTN  
 Saturday, February 2, Iowa City, IA, 5:05 p.m., BTN

### School Facts

Location: Columbus, Ohio  
 Enrollment: 55,043  
 President: Gordon Gee  
 Athletic Director: Eugene Smith  
 Nickname: Buckeyes  
 Colors: Scarlet & Gray  
 Conference: Big Ten  
 Facility: Value City Arena (19,049)

### Coaching Staff

Head Coach: Thad Matta (Butler, 1990)  
 Office: (614) 292-0505  
 At Ohio State: 81-22 (3 years)  
 Overall: 183-53 (7 years)  
 Associate Head Coach: John Groce  
 Assistant Coaches: Alan Major, Archie Miller

### Sports Information

Asst. AD-Comm.: Dan Wallenberg  
 Basketball Contact: Dan Wallenberg  
 Office: (614) 292-6861  
 Cell: (614) 266-4306  
 E-Mail: wallenberg.1@osu.edu  
 SID Fax: (614) 292-8547  
 Basketball Press Row: (614) 688-5330  
 Web Address: www.ohiostatebuckeyes.com  
 SID Mailing Address: 124 St. John Arena, 410 Woody Hayes Drive, Columbus, OH 43210

### Series History

Iowa leads series, 74-67  
 At Iowa City: 46-22  
 At Columbus: 26-42  
 Neutral: 2-3  
 Lickliter vs. Ohio State: 0-1  
 Matta vs. Iowa: 2-3  
 Current Streak: Ohio State - 1  
 Iowa's Longest Win Streak: 10 (1994-99)  
 Ohio State's Longest Win Streak: 4 (1929-33; 1936-39; 1960-62; 1980-81)  
 Iowa's Biggest Margin: 90-56, 1967  
 Ohio State's Biggest Margin: 75-47, 1960

### Team Information

2007 Overall Record: 35-4  
 2007 League Record (Finish): 15-1 (1st)  
 2007 Post-Season: NCAA Final Four, championship game  
 Starters Returning/Lost: 1/4  
 Lettermen Returning/Lost: 6/5

### Top Returnees (2006-07 Stats)

\*Jamar Butler (6-1, Sr., G, 8.5 ppg, 2.1 rpg)  
 Othello Hunter (6-9, Sr., C, 5.7 ppg, 4.5 rpg)  
 Matt Terwilliger (6-9, Sr., F/C, 2.2 ppg, 1.8 rpg)

\*denotes returning starter

# PENN STATE | PURDUE | RICE

## PENN STATE UNIVERSITY

Saturday, January 26, Iowa City, IA, 5:05 p.m., BTN  
Wednesday February 27, State College, PA, 6:05 p.m., BTN

### School Facts

Location: University Park, Pennsylvania  
Enrollment: 42,039  
President: Dr. Graham Spanier  
Athletic Director: Tim Curley  
Nickname: Nittany Lions  
Colors: Blue & White  
Conference: Big Ten  
Facility: Bryce Jordan Center (15,261)

### Coaching Staff

Head Coach: Ed DeChellis (Penn State, 1982)  
Office: (814) 865-5494  
At Penn State: 42-76 (4 years)  
Overall: 147-169 (11 years)  
Assistant Coaches: Kurt Kanaskie, Hilliary Scott, Dan Earl

### Sports Information

SID: Jeff Nelson  
Basketball Contact: Brian Siegrist  
Office: (814) 865-1757  
Cell Phone: (814) 777-5126  
E-Mail: tbs1@psu.edu  
SID Fax: (814) 863-3165  
Basketball Press Row: (814) 863-3294  
Web Site: www.goPSUsports.com  
SID Mailing Address: 101D Bryce Jordan Center, University Park, PA 16802

### Series History

Iowa leads series, 19-9  
At Iowa City: 11-3  
At University Park: 6-6  
Neutral: 2-0  
Lickliter vs. Penn State: 0-0  
DeChellis vs. Iowa: 1-5  
Current Streak: Penn State - 1  
Iowa's Longest Win Streak: 6 (2003-06)  
Penn State's Longest Win Streak: 4 (1994-96)  
Iowa's Biggest Margin: 82-53, 1955  
Penn State's Largest Margin: 74-64, 1995

### Team Information

2007 Overall Record: 11-19  
2007 League Record (Finish): 2-14 (T10th)  
2007 Post-Season: NA  
Starters Returning/Lost: 4/1  
Lettermen Returning/Lost: 8/4

### Top Returnees (2006-07 Stats)

\*Geary Claxton (6-5, Sr., G/F, 16.3 ppg, 8.1 rpg)  
\*Jamelle Cornley (6-5, Jr., F., 13.5 ppg, 6.7 rpg)  
\*Danny Morrissey (6-3, Jr., G, 9.6 ppg, 2.1 rpg)

\*denotes returning starter

## PURDUE UNIVERSITY

Wednesday, January 16, Iowa City, IA, 6:05 p.m., BTN  
Wednesday, January 30, West Lafayette, IN, 6:05 p.m., BTN

### School Facts

Location: West Lafayette, Indiana  
Enrollment: 39,102  
President: France Córdoba  
Athletic Director: Morgan J. Burke  
Nickname: Boilermakers  
Colors: Old Gold and Black  
Conference: Big Ten  
Facility: Mackey Arena (14,123)

### Coaching Staff

Head Coach: Matt Painter (Purdue, 1994)  
Office: (765) 494-3214  
At Purdue: 31-31 (2 years)  
Overall: 56-36 (3 years)  
Assistant Coaches: Cuonzo Martin, Paul Lusk, Rick Ray

### Sports Information

Assoc. SID/Basketball Contact: Elliot Bloom  
Office: (765) 494-3196  
Cell: (765) 427-3143  
E-Mail: ebloom@purdue.edu  
SID Fax: (765) 494-5447  
Basketball Press Row: (765) 494-6365  
Web Site: www.purduesports.com  
SID Mailing Address: Mackey Arena, Room 15, West Lafayette, IN 47907-1790

### Series History

Purdue leads series, 76-70  
At Iowa City: 47-23  
At West Lafayette: 21-51  
Neutral: 2-2  
Lickliter vs. Purdue: 2-0  
Painter vs. Iowa: 1-2  
Current Streak: Purdue - 1  
Iowa's Longest Win Streak: 6 (1953-57)  
Purdue's Longest Win Streak: 7 (1974-77)  
Iowa's Biggest Margin: 61-34, 1945  
Purdue's Biggest Margin: 107-72, 1975

### Team Information

2007 Overall Record: 22-12  
2007 League Record (Finish): 9-7 (T4th)  
2007 Post-season: NCAA 2nd Round  
Starters Returning/Lost: 3/2  
Lettermen Returning/Lost: 7/7

### Top Returnees (2006-07 Stats)

\*Chris Kramer (6-3, So., g, 7.2 ppg, 2.9 rpg)  
\*Gordon Watt (6-6, R-Jr., 7.1 ppg, 4.9 rpg)  
\*Keaton Grant (6-4, So., G, 4.4 ppg, 2.2 rpg)

\*denotes returning starters

## RICE UNIVERSITY

Hawkeye Challenge, November 30-December 1, Iowa City, IA

### School Facts

Location: Houston, Texas  
Enrollment: 5,008  
President: David W. Leebron  
Athletic Director: Chris Del Conte  
Nickname: Owls  
Colors: Blue and Gray  
Conference: Conference USA  
Arena: Merrell Center and Reliant Arena

### Coaching Staff

Head Coach: Willis Wilson (Rice, 1982)  
Office: (713) 348-4075  
At Rice: 216-219 (15 years)  
Overall: 216-219 (15 years)  
Assistant Coaches: Marty Gillespie, Omar Mance, Brent Scott

### Sports Information

SID/Basketball Contact: Jay Jameson  
Office: (713) 348-8874  
Cell: (614) 354-9422  
E-Mail: jj7473@rice.edu  
SID Fax: (713) 348-6019  
Basketball Press Row: TBA  
Web Site: riceowls.com  
SID Mailing Address: PO Box 1892, MS548, Houston, TX 77251-1892

### Series History

Iowa leads series, 1-0  
At Iowa City: 1-0  
Lickliter vs. Rice: 0-0  
Wilson vs. Iowa: 0-1  
Iowa Biggest Margin: 81-52, 1997

### Team Information

2007 Overall Record: 16-16  
2007 League Record (Finish): 8-8 (T4th)  
2007 Post-season: NA  
Starters Returning/Lost: 3/2  
Lettermen Returning/Lost: 8/6

### Top Returnees (2006-07 Stats)

\*Cory Pflieger (6-2, Jr., G, 6.3 ppg, 2.1 rpg)  
\*Patrick Britton (6-8, Sr., F, 5.1 ppg, 4.0 rpg)  
\*Paulius Packevicius (6-9, Sr., F, 3.4 ppg, 4.1 rpg)

\*denotes returning starter

# SIMPSON | SOUTHEASTERN LOUISIANA | UTAH STATE

## SIMPSON COLLEGE (EXHIBITION)

Thursday, November 1, Iowa City, IA, 7:05 p.m., BTN

### School Facts

Location: Indianola, Iowa  
 Enrollment: 2,035  
 President: John W. Byrd  
 Athletic Director: John Sirianni  
 Nickname: Storm  
 Colors: Red and Gold  
 Conference: Iowa Intercollegiate Athletic  
 Arena: Cowles Fieldhouse (3,000)

### Coaching Staff

Head Coach: Bruce Wilson (Simpson, 1976)  
 Office: (515) 961-1651  
 At Simpson: 321-251 (22 years)  
 Overall: 321-251 (22 years)  
 Assistant Coach: Tyler Erwin

### Sports Information

SID/Basketball Contact: Matt Turk  
 Office: (515) 961-1577  
 Home: (515) 961-7214  
 E-Mail: matt.turk@simpson.edu  
 SID Fax: (515) 961-1279  
 Basketball Press Row: (515) 961-1331/1332  
 Web Site: <http://www.simpson.edu/storm>  
 SID Mailing Address: 701 North C Street, Indianola, IA 50125

### Series History

Simpson leads series, 1-0  
 Neutral site: 0-1  
 Simpson Largest Margin: 24-14, 1913

### Team Information

2007 Overall Record: 18-9  
 2007 League Record (Finish): 10-6 (4th)  
 2007 Post-Season: NA  
 Starters Returning/Lost: 1/4  
 Lettermen Returning/Lost: 7/6

### Top Returnees (2006-07 Stats)

\*David Ferezy (6-6, Jr., F, 4.0 ppg, 4.5 rpg)  
 Tim Dunlavy (6-4, So, F, 5.8 ppg, 3.2 rpg)

\*denotes returning starter

## SOUTHEASTERN LOUISIANA UNIVERSITY

Saturday, December 29, Iowa City, IA, 8:05 p.m., BTN

### School Facts

Location: Hammond, Louisiana  
 Enrollment: 15,118  
 President: Dr. Randy Moffett  
 Athletic Director: Dr. Joel Erdmann  
 Nickname: Lions  
 Colors: Green and Gold  
 Conference: Southland  
 Arena: University Center (7,500)

### Coaching Staff

Head Coach: Jim Yarbrough (Florida State, 1987)  
 Office: (985) 549-3744  
 At SE Louisiana: 32-26 (2 years)  
 Overall: 129-68 (6 years)  
 Associate Head Coach: Roman Banks  
 Assistant Coaches: Morris Scott, Larry Cordaro

### Sports Information

SID/Basketball Contact: Matt Sullivan  
 Office: (985) 549-2142  
 Home: (985) 781-6424  
 Cell: (985) 981-0009  
 E-Mail: rsullivan@selu.edu  
 SID Fax: (985) 549-3773  
 Basketball Press Row: (985) 549-2326  
 Web Site: [www.LionSports.net](http://www.LionSports.net)  
 SID Mailing Address: SLU 10309, Hammond, LA 70402, or  
 Dugas Center for SE Athletics, 800 Galloway Drive, Hammond, LA 70402

### Series History

First Meeting

### Team Information

2007 Overall Record: 16-14  
 2007 League Record (Finish): 8-8 (T5th)  
 2007 Post-season: NA  
 Starters Returning/Lost: 1/4  
 Lettermen Returning/Lost: 4/6

### Top Returnees (2006-07 Stats)

\*Kevyn Green (6-5, Sr., F, 8.5 ppg, 3.5 rpg)  
 Patrick Sullivan (6-9, So., C, 4.5 ppg, 4.4 rpg)

\*denotes returning starter

## UTAH STATE UNIVERSITY

South Padre Island Invitational, November 23-24, South Padre, TX, TBA

### School Facts

Location: Logan, Utah  
 Enrollment: 23,908  
 President: Stan Albrecht  
 Athletic Director: Randy Spetman  
 Nickname: Aggies  
 Colors: Navy Blue and White  
 Conference: Western Athletic  
 Arena: Dee Glen Smith Spectrum (10,270)

### Coaching Staff

Head Coach: Stew Morrill (Gonzaga, 1974)  
 Office: (435) 797-2060  
 At Utah State: 213-75 (9 years)  
 Overall: 431-213 (21 years)  
 Associate Head Coach: Don Verlin  
 Assistant Coaches: Tim Duryea, James Ware

### Sports Information

SID/Basketball Contact: Doug Hoffman  
 Office: (435) 797-3714  
 Cell: (435) 881-8011  
 E-Mail: doug.hoffman@usu.edu  
 SID Fax: (435) 797-2615  
 Basketball Press Row: (435) 320-0436  
 Web Site: [www.UtahStateAggies.com](http://www.UtahStateAggies.com)  
 SID Mailing Address: 7400 Old Main Hill, Logan, UT 84322-7400

### Series History

Iowa leads series, 2-0  
 At Iowa City: 1-0  
 Neutral: 1-0  
 Iowa's Biggest Margin: 64-59, 1983

### Team Information

2007 Overall Record: 23-12  
 2007 League Record (Finish): 9-7 (4th)  
 2007 Post-season: NIT 1st Round  
 Starters Returning/Lost: 3/2  
 Lettermen Returning/Lost: 4/7

### Top Returnees (2006-07 Stats)

\*Jaycee Carroll (6-2, Sr., G, 21.3 ppg, 6.3 rpg)  
 \*Stephen DuCharme (6-8, Sr., F, 10.2 ppg, 5.1 rpg)  
 \*Kris Clark (6-2, Sr., G, 3.5 ppg, 4.2 rpg)

\*denotes returning starter

# VANDERBILT | WAKE FOREST | WISCONSIN

## VANDERBILT UNIVERSITY

South Padre Island Invitational, November 23-24, South Padre, TX, TBA

### School Facts

Location: Nashville, Tennessee  
 Enrollment: 6,378  
 Interim Chancellor: Nicholas S. Zeppos  
 Athletic Director: David Williams II  
 Nickname: Commodores  
 Colors: Black and Gold  
 Conference: Southeastern  
 Arena: Memorial Gymnasium (14,316)

### Coaching Staff

Head Coach: Kevin Stallings  
 Office: (615) 322-6530  
 At Vanderbilt: 144-108 (8 years)  
 Overall: 267-171 (14 years)  
 Assistant Coaches: Brad Frederick, Dan Muller, King Rice, Tom Richardson

### Sports Information

Basketball Contact: Andy Boggs  
 Office: (615) 343-1847  
 Cell: (615) 828-8895  
 E-Mail: Andy.Boggs@vanderbilt.edu  
 SID Fax: (615) 343-7064  
 Basketball Press Row: (615) 320-0436  
 Web Site: <http://vucommodores.cstv.com>  
 SID Mailing Address: PO Box 120158, Nashville, TN 37212  
 or 2601 Jess Neely Drive, Nashville, TN 37212

### Series History

First Meeting

### Team Information

2007 Overall Record: 22-12  
 2007 League Record (Finish): 10-6 (2nd, East)  
 2007 Post-season: NCAA East Regional Semi-final  
 Starters Returning/Lost: 3/2  
 Lettermen Returning/Lost: 7/5

### Top Returnees (2006-07 Stats)

\*Shan Foster (6-6, Sr., G/F, 15.6 ppg, 4.9 rpg)  
 \*Alex Gordon (5-11, Sr., G, 7.8 ppg, 2.4 rpg)  
 Ross Neltner (6-9, Sr., F, 9.2 ppg, 5.7 rpg)

\*denotes returning starter

## WAKE FOREST UNIVERSITY

Monday, November 26, Iowa City, IA, 6:05 p.m., ESPN2

### School Facts

Location: Winston-Salem, North Carolina  
 Enrollment: 4,321  
 President: Dr. Nathan O. Hatch  
 Athletic Director: Ron Wellman  
 Nickname: Demon Deacons  
 Colors: Old Gold and Black  
 Conference: Atlantic Coast  
 Arena: Lawrence Joel Veterans Memorial Coliseum (14,665)

### Coaching Staff

Head Coach: Dino Gaudio  
 Office: (336) 758-5622  
 At Wake Forest: 1st year  
 Overall: 68-124 (7 years)  
 Associate Head Coach: Jeff Battle  
 Assistant Coaches: Pat Kelsey, Mike Muse

### Sports Information

SID/Basketball Contact: Scott Wortman  
 Office: (336) 758-5640  
 Cell: (419) 203-4229  
 E-Mail: worts:maj@wfu.edu  
 SID Fax: (336) 758-5140  
 Basketball Press Row: (336) 727-2945  
 Web Site: [www.wakeforestports.com](http://www.wakeforestports.com)  
 SID Mailing Address: PO Box 7426, Winston-Salem, NC 27109; or 1834 Wake Forest Road, 310 Miller Center, Winston-Salem, NC 27106.

### Series History

Wake Forest leads: 2-0  
 Neutral: 2-0  
 Wake Forest's Biggest Margin: 92-71, 1974

### Team Information

2007 Overall Record: 15-16  
 2007 League Record (Finish): 5-11 (T10th)  
 2007 Post-season: NA  
 Starters Returning/Lost: 4/1  
 Lettermen Returning/Lost: 10/6

### Top Returnees (2006-07 Stats)

\*Ishmael Smith (5-11, So., G., 8.7 ppg, 3.8 rpg)  
 \*Harvey Hale (6-2., Jr., G, 8.4 ppg, 1.9 rpg)  
 \*Jamie Skeen (6-8, Sr., f, 7.5 ppg, 4.6 rpg)

\*denotes returning starter

## UNIVERSITY OF WISCONSIN

Saturday, January 5, Madison, WI, 11:05 a.m., BTN  
 Wednesday, February 6, Iowa City, IA, 8:05 p.m., BTN

### School Facts

Location: Madison, Wisconsin  
 Enrollment: 41,466  
 Chancellor: John Wiley  
 Athletic Director: Barry Alvarez  
 Nickname: Badgers  
 Colors: Cardinal & White  
 Conference: Big Ten  
 Arena: Kohl Center (17,142)

### Coaching Staff

Head Coach: Bo Ryan (Wilkes, PA College, 1969)  
 Office: (608) 262-4597  
 At Wisconsin: 142-55 (6 years)  
 Overall: 525-158 (23 years)  
 Assistant Coaches: Greg Gard, Gary Close, Howard Moore

### Sports Information

SID: Justin Doherty  
 Basketball Contact: Brian Lucas  
 Office: (608) 262-1811  
 Cell: (608) 513-3987  
 E-Mail: bml@athletics.wisc.edu  
 SID Fax: (608) 262-8184  
 Basketball Press Row: (608) 265-4333  
 Web Site: [www.uwbadgers.com](http://www.uwbadgers.com)  
 SID Mailing Address: 1440 Monroe Street, Madison, WI 53711

### Series History

Iowa leads series, 76-71  
 At Iowa City: 48-23  
 At Madison: 27-46  
 Neutral: 1-2  
 Lickliter vs. Wisconsin: 0-0  
 Ryan vs. Iowa: 9-4  
 Current Streak: Wisconsin - 2  
 Iowa's Longest Win Streak: 9 (1981-85)  
 Wisconsin's Longest Win Streak: 8 (1909-1910)  
 Iowa's Biggest Margin: 101-48, 1986  
 Wisconsin's Biggest Margin: 38-12, 1912; 113-87, 1974

### Team Information

2007 Overall Record: 30-6  
 2007 League Record (Finish): 13-3 (2nd)  
 2007 Post-season: NCAA 2nd Round  
 Starters Returning/Lost: 2/3  
 Lettermen Returning/Lost: 10/3

### Top Returnees (2006-07 Stats)

\*Brian Butch (6-11, Sr., F/C, 8.8 ppg, 5.9 rpg)  
 \*Michael Flowers (6-2, Sr., G, 7.2 ppg, 3.9 rpg)

\*denotes returning starter



# SERIES RECORDS VS. ALL OPPONENTS

School	1st Mtg.	Last Mtg.	W-L	School	1st Mtg.	Last Mtg.	W-L	School	1st Mtg.	Last Mtg.	W-L
Abilene Christian	1986	1986	1-0	Colorado State	1954	1980	2-2	Holy Cross	1976	1976	1-0
Air Force Academy	2005	2005	1-0	Concordia (MO)	1930	1930	0-1	Houston	1969	1982	1-1
Alabama	2007	2007	0-1	Connecticut	1996	2000	2-1	Idaho	1982	1982	0-1
Alabama-Birmingham	1999	1999	1-0	Coppin State	1999	2007	2-0	<b>Idaho State</b>	<b>2008</b>	<b>2008</b>	<b>0-0</b>
Alabama State	2002	2002	1-0	Cornell (IA)	1911	1924	16-4	<b>Illinois</b>	<b>1908</b>	<b>2007</b>	<b>66-74</b>
Alaska-Anchorage	1987	1987	1-0	Cornell (NY)	1958	2007	3-0	Illinois State	1988	1988	0-1
American-Puerto Rico	1993	1993	1-0	Creighton	1922	2001	14-10	Illinois YMCA	1906	1906	0-1
Arizona	1958	1996	5-3	Dartmouth	1988	1994	2-0	Illinois Wesleyan	1921	1985	3-1
Arizona State	1981	2007	1-2	Davidson	1969	1969	1-0	<b>Indiana</b>	<b>1909</b>	<b>2007</b>	<b>68-90</b>
Arkansas	1966	1999	3-2	Dayton	1980	1980	1-0	Indiana State	1941	1941	1-0
Arkansas-Little Rock	1985	1986	2-0	Delaware	1987	1987	1-0	Iowa National Guard	1905	1913	2-1
Arkansas State	1986	1986	0-1	Denver	1937	1978	7-0	<b>Iowa State</b>	<b>1910</b>	<b>2007</b>	<b>41-19</b>
Army	1992	1992	1-0	DePaul	1939	1995	2-1	Iowa Wesleyan	1912	1916	3-0
Ashland (OH)	1971	1971	1-0	DePauw	1940	1952	4-0	Ithaca	1949	1949	1-0
Augustana (IL)	1902	1946	8-2	Des Moines College	1903	1903	1-0	Jackson State	1989	1989	1-0
Augustana (SD)	1976	1976	1-0	Des Moines YMCA	1902	1913	3-5	Jacksonville	1970	1970	0-1
Austin Peay	1997	1997	1-0	Detroit Mercy	1941	2001	7-0	James Madison	1983	1983	1-0
Baylor	1983	1983	1-0	Drake	1909	2007	53-8	Kansas	1902	2000	7-3
Boston College	1975	1975	0-1	Drexel	1990	1990	1-0	Kansas City AC	1907	1907	0-1
Boston University	1985	2002	3-0	Dubuque YMCA	1902	1902	1-0	Kansas State	1947	2002	3-4
Bowling Green	1968	1971	2-0	Duke	1969	2002	1-7	Kent	1977	1979	3-0
<b>Bradley</b>	<b>1930</b>	<b>1977</b>	<b>6-3</b>	Duquesne	1930	1972	2-1	Kentucky	1956	2006	3-5
Brigham Young	1983	1987	2-0	Eastern Illinois	1989	2004	4-0	Knox	1922	1943	4-0
Brigham Young-Hawaii	1995	1995	1-0	Eastern Michigan	1993	1993	1-0	Lafayette	1988	1988	1-0
Brown	1989	1989	1-0	Eastern Washington	2004	2004	1-0	LaSalle	1955	2007	2-1
Bucknell	1998	1998	1-0	East Tennessee State	1991	1996	2-0	Lawrence Tech	1950	1950	0-1
Butler	1924	1992	6-6	Evansville	1960	1966	5-2	Leander-Clarke	1912	1914	3-0
California	1952	1997	6-4	Fairfield	2006	2006	1-0	Lehigh	1986	1994	2-0
Cal-Irvine	1987	1993	2-1	Florida Atlantic	2003	2003	1-0	Lewis Institute	1906	1911	0-2
Cal-Poly	1969	1969	1-0	<b>Florida Gulf Coast</b>	<b>2008</b>	<b>2008</b>	<b>0-0</b>	Liberty	2003	2003	1-0
Cal State-Northridge	1978	1997	2-0	Florida State	1988	2003	1-1	Lombard	1917	1922	2-1
Cal-Santa Barbara	1990	1990	1-0	Furman	1986	1986	1-0	Long Beach State	1994	1994	1-0
Carleton	1911	1948	10-6	George Mason	1985	1985	1-0	Long Island	1995	1998	2-0
Carnegie Tech	1950	1950	1-0	George Washington	1996	1996	1-0	Loyola-Chicago	1936	1968	4-3
Cedar Rapids YMCA	1908	1908	2-0	Georgetown	1980	1980	1-0	Loyola-Marymount	1956	1987	2-0
Centenary	1992	2005	3-0	Georgia	1989	1998	1-1	Loyola-New Orleans	1957	1960	2-0
Central Conn. State	1993	1993	1-0	Georgia State	1985	2007	2-0	Los Angeles State	1962	1962	1-0
Central Florida	1989	1989	1-0	Georgia Tech	2001	2003	1-1	<b>Louisiana-Monroe</b>	<b>1976</b>	<b>1993</b>	<b>3-0</b>
Chaminade	1991	1997	2-0	Gonzaga	1985	1986	2-0	Louisiana Tech	1992	2002	2-0
Chicago	1905	1946	33-17	Grambling State	1997	1997	1-0	Louisiana State	1964	2002	0-3
Chicago State	1973	1998	3-0	Grinnell	1902	1917	18-19	Louisville	1980	2005	2-2
Cincinnati	1960	2005	2-6	Hamline	1935	1935	1-0	Luther	1908	1910	3-0
Citadel	2007	2007	1-0	Hardin-Simmons	1971	1972	2-0	Mankato State	1978	1978	1-0
Clemson	1963	1982	2-0	Harvard	1948	1948	1-0	Marquette	1924	1983	10-7
Coe	1905	1921	15-2	Haskall Indians	1909	1909	1-0	Maryland	1985	2000	0-2
Colgate	1990	2006	3-0	Hawaii	1970	2001	3-0	Maryland-Baltimore County	1990	1990	1-0
Colorado	1954	1996	4-3	Hawaii-Hilo	1986	1991	2-0	Maryland-Eastern Shore	1992	2006	3-0
Colorado College	1949	1950	2-0	Hawaii-Pacific	1986	1986	1-0	McNeese State	1989	1989	1-0
				Highland Park	1903	1913	4-1				



## SERIES RECORDS VS. ALL OPPONENTS

School	1st Mtg.	Last Mtg.	W-L	School	1st Mtg.	Last Mtg.	W-L	School	1st Mtg.	Last Mtg.	W-L
Mercer	2002	2002	1-0	Ottumwa	1913	1913	0-1	Texas	1992	2006	2-1
Memphis	1983	2002	2-0	<b>Penn State</b>	<b>1955</b>	<b>2007</b>	<b>19-9</b>	Texas Christian	1947	1949	2-0
Miami (OH)	1958	1958	2-0	Pennsylvania	1955	1979	2-1	Texas-El Paso	1966	1987	2-2
<b>Michigan</b>	<b>1921</b>	<b>2007</b>	<b>55-80</b>	Pepperdine	1965	1995	2-0	Texas-Pan American	1988	2007	3-0
<b>Michigan State</b>	<b>1938</b>	<b>2007</b>	<b>51-57</b>	Pittsburgh	1928	1977	2-5	Texas-San Antonio	2006	2006	1-0
Millikin	1921	1941	4-2	Portland	1987	1987	1-0	Texas Southern	1990	2007	5-0
<b>Minnesota</b>	<b>1902</b>	<b>2007</b>	<b>88-94</b>	Princeton	1948	1955	2-0	Texas Tech	1959	2005	4-1
Minnesota A.C.	1902	1905	1-1	Providence	1965	1965	0-1	Toledo	1938	2007	1-3
Minnesota-Duluth	1973	1973	1-0	Puerto Rico-Mayaguez	1998	1998	1-0	Tulsa	2001	2003	2-0
Mississippi State	1980	1993	2-0	<b>Purdue</b>	<b>1909</b>	<b>2007</b>	<b>70-76</b>	UCLA	1951	1991	5-3
Mississippi Valley State	1993	1993	1-0	Regis	1948	1948	1-0	U.S. International	1976	1976	1-0
Missouri	1908	2004	10-7	Rider	1987	1987	1-0	Upper Iowa	1902	1922	4-2
Missouri-St. Louis	1987	1987	1-0	<b>Rice</b>	<b>1998</b>	<b>1998</b>	<b>1-0</b>	Utah	1965	1965	0-1
Monmouth (IL)	1930	1944	4-1	Ripon	1943	1943	1-0	<b>Utah State</b>	<b>1950</b>	<b>1983</b>	<b>2-0</b>
Monmouth (NJ)	1989	1989	1-0	Robert Morris	2006	2006	1-0	Valparaiso	2003	2006	2-0
Montana State	1947	2003	2-0	Rockford	1921	1921	1-0	<b>Vanderbilt</b>	<b>2008</b>	<b>2008</b>	<b>0-0</b>
Morehead State	1956	1996	3-0	Rutgers	1989	1989	1-0	Villanova	1962	2007	1-3
Morgan State	1995	1995	1-0	Sacred Heart	1912	1912	1-0	Virginia	1997	1997	1-0
Navy	1983	1988	2-0	St. Ambrose	1933	1934	2-0	Virginia Commonwealth	1975	1980	2-0
Nebraska	1907	1977	12-7	St. Bonaventure	1998	1998	1-0	Virginia Tech	2007	2007	0-1
Nebraska-Omaha	1981	1981	1-0	St. Francis (PA)	1970	1970	1-0	Wabash	1925	1941	2-2
Nevada-Las Vegas	1978	1990	1-3	St. John's (NY)	1960	1970	1-1	<b>Wake Forest</b>	<b>1975</b>	<b>1993</b>	<b>0-2</b>
Nevada	1962	1981	3-0	St. Joseph's (PA)	1912	1986	0-2	Washington	1956	1967	2-3
New Mexico	1977	1977	0-1	Saint Louis	1926	2006	11-7	Washington (MO)	1929	1957	9-1
New York University	1960	1960	1-0	St. Mary's (CA)	1947	1955	3-0	Washington State	1964	1964	1-0
North Carolina	1989	2005	2-1	San Francisco	1956	1956	0-1	Wayne	1940	1940	0-1
North Carolina-Asheville	2004	2004	1-0	San Jose State	1975	1975	0-1	Weber State	1998	1998	1-0
North Carolina-Charlotte	1973	1973	1-0	Santa Clara	1987	1987	1-0	West College	1902	1903	2-0
North Carolina-Greensboro	2005	2005	1-0	Seton Hall	1983	1983	1-0	West Virginia	1957	1957	1-0
North Carolina State	1957	2006	3-3	Simpson	1913	1913	0-1	Western Carolina	1995	2005	2-0
North Dakota	1924	1969	7-0	South Alabama	1999	1999	1-0	Western Illinois	1944	2005	7-0
North Dakota State	1933	1933	0-1	South Carolina	1972	1985	3-0	Western Michigan	1936	1952	2-2
North Texas	1998	1998	1-0	South Dakota	1929	1965	10-0	Western Reserve	1949	1950	2-0
Northeastern	1987	1987	1-0	South Dakota State	1930	1962	7-1	Wichita State	1956	1981	4-3
<b>Northern Colorado</b>	<b>2008</b>	<b>2008</b>	<b>0-0</b>	South Florida	1992	1992	0-1	Wilton	1902	1903	2-0
Northern Illinois	1974	2004	5-0	<b>Southeastern Louisiana</b>	<b>2008</b>	<b>2008</b>	<b>0-0</b>	<b>Wisconsin</b>	<b>1909</b>	<b>2007</b>	<b>76-71</b>
<b>Northern Iowa</b>	<b>1906</b>	<b>2007</b>	<b>30-7</b>	Southern California	1954	1984	5-2	Wisconsin-Eau Claire	1981	1981	1-0
Northern Michigan	1969	1969	1-0	Southern Illinois	1966	1993	3-1	Wisconsin-Green Bay	1974	2004	2-0
<b>Northwestern</b>	<b>1905</b>	<b>2007</b>	<b>104-51</b>	Southern Methodist	1956	2002	5-1	Wisconsin-Milwaukee	1969	2001	2-0
Northwestern State University	2006	2006	0-1	Southern Mississippi	1998	2003	2-0	Wyoming	1959	1974	3-2
Notre Dame	1923	1991	5-8	Southwest Texas State	1989	1989	1-0	Xavier	1938	1938	1-0
<b>Ohio State</b>	<b>1915</b>	<b>2007</b>	<b>74-67</b>	Stanford	1935	2000	5-3				
Ohio University	1963	2000	5-1	Syracuse	1958	1980	2-0				
Oklahoma	1952	1987	3-2	Tampa	1986	1986	1-0				
Oklahoma State	1930	1930	1-0	Temple	1956	1991	2-0				
Omaha	1949	1949	1-0	Tennessee	1968	2001	2-1				
Oral Roberts	1988	1988	1-0	Tennessee-Chattanooga	2001	2001	1-0				
Oregon	1950	1963	5-0	Tennessee State	2003	2003	1-0				
Oregon State	1958	1984	2-5	Tennessee Tech	1970	1970	1-0				

2007-08 opponents listed in bold face

## IOWA RECORD VS. CONFERENCES

## AMERICA EAST

	Won	Lost
Albany	0	0
Binghamton	0	0
Boston University	3	0
Hartford	0	0
Maine	0	0
Maryland-Baltimore Co.	1	0
New Hampshire	0	0
Stony Brook	0	0
Vermont	0	0
<b>Totals (1.000)</b>	<b>4</b>	<b>0</b>

## ATLANTIC COAST

	Won	Lost
Boston College	0	1
Clemson	2	0
Duke	1	7
Florida State	1	1
Georgia Tech	1	1
Maryland	0	2
Miami, FL	0	0
North Carolina	2	1
North Carolina State	3	3
Virginia	1	0
Virginia Tech	0	1
Wake Forest	0	2
<b>Totals (.367)</b>	<b>11</b>	<b>19</b>

## ATLANTIC SUN

	Won	Lost
Belmont	0	0
Campbell	0	0
Florida Atlantic	1	0
Gardner-Webb	0	0
Jacksonville	0	1
Libscomb	0	0
Mercer	0	0
Stetson	0	0
<b>Totals (.500)</b>	<b>1</b>	<b>1</b>

## ATLANTIC 10

	Won	Lost
Dayton	1	0
Duquesne	2	1
Fordham	0	0
George Washington	1	0
LaSalle	1	1
Massachusetts	0	0
UNC-Charlotte	1	0
Rhode Island	0	0
Richmond	0	0
St. Bonaventure	1	0
St. Joseph's (PA)	0	2
Saint Louis	11	7
Temple	2	0
Xavier	1	0
<b>Totals (.656)</b>	<b>21</b>	<b>11</b>

## BIG EAST

	Won	Lost
Cincinnati	2	5
Connecticut	2	1
DePaul	2	1
Georgetown	1	0
Louisville	2	2
Marquette	10	7
Notre Dame	5	8
Pittsburgh	2	5
Providence	0	1
Rutgers	1	0
St. John's	1	1
Seton Hall	1	0
South Florida	0	1
Syracuse	2	0
Villanova	1	3
West Virginia	1	0
<b>Totals (.485)</b>	<b>33</b>	<b>35</b>

## BIG SKY

	Won	Lost
Eastern Washington	1	0
Idaho State	0	0
Montana	0	0
Montana State	2	0
Northern Arizona	0	0
Portland State	0	0
Sacramento State	0	0
Weber State	1	0
<b>Totals (1.000)</b>	<b>4</b>	<b>0</b>

## BIG SOUTH

	Won	Lost
Birmingham-Southern	0	0
Charleston-Southern	0	0
Coastal Carolina	0	0
High Point	0	0
Liberty	1	0
UNC-Asheville	1	0
Radford	0	0
Virginia Military	0	0
Winthrop	0	0
<b>Totals (1.000)</b>	<b>2</b>	<b>0</b>

## BIG TEN

	Won	Lost
Illinois	66	74
Indiana	68	91
Michigan	55	80
Michigan State	51	57
Minnesota	88	94
Northwestern	104	51
Ohio State	74	67
Penn State	19	9
Purdue	70	76
Wisconsin	76	71
<b>Totals (.501)</b>	<b>671</b>	<b>670</b>

## BIG 12

	Won	Lost
Baylor	1	0
Colorado	4	3
Iowa State	41	19
Kansas	7	3
Kansas State	3	4
Missouri	10	7
Nebraska	12	7
Oklahoma	3	2
Oklahoma State	1	0
Texas	2	1
Texas A&M	0	0
Texas Tech	4	1
<b>Totals (.652)</b>	<b>88</b>	<b>47</b>

## BIG WEST

	Won	Lost
Cal-Fullerton	0	0
Cal-Irvine	2	1
Cal-Northridge	2	0
Cal-Santa Barbara	1	0
Cal Poly-SLO	1	0
Long Beach State	1	1
Pacific	0	0
UC-Riverside	0	0
<b>Totals (.777)</b>	<b>7</b>	<b>2</b>

## COLONIAL

	Won	Lost
Delaware	1	0
Drexel	1	0
George Mason	1	0
Georgia State	2	0
Hofstra	0	0
James Madison	1	0
Northeastern	1	0
UNC-Wilmington	0	0
Old Dominion	0	0
Towson	0	0
VA Commonwealth	2	0
William & Mary	0	0
<b>Totals (1.000)</b>	<b>9</b>	<b>0</b>

## CONFERENCE USA

	Won	Lost
Alabama-Birmingham	1	0
Central Florida	1	0
East Carolina	0	0
Houston	1	1
Marshall	0	0
Memphis	2	0
Rice	1	0
Southern Methodist	5	1
Southern Mississippi	2	0
Texas-El Paso	2	2
Tulane	0	0
Tulsa	2	0
<b>Totals (.810)</b>	<b>17</b>	<b>4</b>

## HORIZON

	Won	Lost
Butler	6	6
Cleveland State	0	0
Detroit	7	0
Illinois-Chicago	0	0
Loyola (IL)	4	3
Wisconsin-Green Bay	2	0
Wisconsin-Milwaukee	2	0
Wright State	0	0
Youngstown State	0	0
<b>Totals (.700)</b>	<b>21</b>	<b>9</b>

## IVY LEAGUE

	Won	Lost
Brown	1	0
Columbia	0	0
Cornell	3	0
Dartmouth	2	0
Harvard	1	0
Penn	2	1
Princeton	2	0
Yale	0	0
<b>Totals (.917)</b>	<b>11</b>	<b>1</b>

## METRO ATLANTIC

	Won	Lost
Canisius	0	0
Fairfield	1	0
Iona	0	0
Loyola (MD)	0	0
Manhattan	0	0
Marist	0	0
Niagara	0	0
Rider	1	0
St. Peter's	0	0
Siena	0	0
<b>Totals (1.000)</b>	<b>2</b>	<b>0</b>

## MID-AMERICAN

	Won	Lost
Akron	0	0
Ball State	0	0
Bowling Green	2	0
Buffalo	0	0
Central Michigan	0	0
Eastern Michigan	1	0
Kent State	3	0
Miami (OH)	2	0
Northern Illinois	5	0
Ohio University	5	1
Toledo	1	3
Western Michigan	2	2
<b>Totals (.778)</b>	<b>21</b>	<b>6</b>

## IOWA RECORD VS. CONFERENCES

## MID-CONTINENT

	Won	Lost
Centenary	3	0
Chicago State	3	0
Missouri-Kansas City	0	0
IU/PU-Indianapolis	0	0
Oakland	0	0
Oral Roberts	1	0
Southern Utah	0	0
Valparaiso	2	0
Western Illinois	7	0
<b>Totals (1.000)</b>	<b>16</b>	<b>0</b>

## MID-EASTERN ATHLETIC

	Won	Lost
Bethune-Cookman	0	0
Coppin State	2	0
Delaware State	0	0
Florida A&M	0	0
Hampton	0	0
Howard	0	0
Maryland-Eastern Shore	2	0
Morgan State	1	0
Norfolk State	0	0
North Carolina A&T	0	0
South Carolina State	0	0
<b>Totals (1.000)</b>	<b>5</b>	<b>0</b>

## MISSOURI VALLEY

	Won	Lost
Bradley	6	3
Creighton	14	10
Drake	53	8
Evansville	5	2
Illinois State	0	1
Indiana State	1	0
Northern Iowa	30	7
Southern Illinois	3	1
SW Missouri State	0	0
Wichita State	4	3
<b>Totals (.768)</b>	<b>116</b>	<b>35</b>

## MOUNTAIN WEST

	Won	Lost
Air Force	1	0
Brigham Young	2	0
Colorado State	2	2
New Mexico	0	1
San Diego State	0	0
Nevada-Las Vegas	1	3
Texas Christian	2	0
Utah	0	1
Wyoming	3	2
<b>Totals (.550)</b>	<b>11</b>	<b>9</b>

## NORTHEAST

	Won	Lost
Central Connecticut State	1	0
Fairleigh Dickinson	0	0
Long Island	2	0
Monmouth, NJ	1	0
Mount Saint Mary's	0	0
Quinnipiac	0	0
Robert Morris	1	0
Sacred Heart	1	0
St. Francis, NY	0	0
St. Francis, PA	1	0
Wagner	0	0
<b>Totals (1.000)</b>	<b>7</b>	<b>0</b>

## OHIO VALLEY

	Won	Lost
Austin Peay	1	0
Eastern Illinois	4	0
Eastern Kentucky	0	0
Jacksonville State	0	0
Morehead State	3	0
Murray State	0	0
Samford	0	0
SE Missouri State	0	0
Tennessee-Martin	0	0
Tennessee State	1	0
Tennessee Tech	1	0
<b>Totals (1.000)</b>	<b>10</b>	<b>0</b>

## PACIFIC 10

	Won	Lost
Arizona	5	3
Arizona State	1	2
California	6	4
Oregon	5	0
Oregon State	2	5
Southern California	5	2
Stanford	5	3
UCLA	5	3
Washington	2	3
Washington State	1	0
<b>Totals (.597)</b>	<b>37</b>	<b>24</b>

## PATROIT

	Won	Lost
American	0	0
Army	1	0
Bucknell	1	0
Colgate	3	0
Holy Cross	1	0
Lafayette	1	0
Lehigh	2	0
Navy	2	0
<b>Totals (1.000)</b>	<b>11</b>	<b>0</b>

## SOUTHEASTERN

	Won	Lost
Alabama	0	1
Arkansas	3	2
Auburn	0	0
Florida	0	0
Georgia	1	1
Kentucky	3	5
LSU	0	3
Mississippi	0	0
Mississippi State	2	0
South Carolina	3	0
Tennessee	2	1
Vanderbilt	0	0
<b>Totals (.519)</b>	<b>14</b>	<b>13</b>

## SOUTHERN

	Won	Lost
Appalachian State	0	0
The Citadel	1	0
College of Charleston	0	0
Davidson	1	0
East Tennessee State	2	0
Furman	1	0
Georgia Southern	0	0
UNC-Greensboro	1	0
Tenn.-Chattanooga	1	0
Western Carolina	2	0
Wofford	0	0
<b>Totals (1.000)</b>	<b>9</b>	<b>0</b>

## SOUTHLAND

	Won	Lost
Lamar	0	0
Louisiana-Monroe	3	0
McNeese State	1	0
Nicholls State	0	0
Northwestern State (LA)	0	1
Sam Houston State	0	0
Southeastern LA	0	0
Southwest Texas State	1	0
Stephen F. Austin	0	0
Texas-Arlington	0	0
Texas-San Antonio	1	0
<b>Totals (.857)</b>	<b>6</b>	<b>1</b>

## SOUTHWESTERN ATHLETIC

	Won	Lost
Alabama A&M	0	0
Alabama State	1	0
Alcorn State	0	0
Arkansas-Pine Bluff	0	0
Grambling State	1	0
Jackson State	1	0
Mississippi Valley State	1	0
Prairie View A&M	0	0
Southern	0	0
Texas Southern	5	0
<b>Totals (1.000)</b>	<b>9</b>	<b>0</b>

## SUN BELT

	Won	Lost
Arkansas-Little Rock	2	0
Arkansas State	0	1
Denver	7	0
Florida International	0	0
Middle Tennessee	0	0
New Orleans	0	0
North Texas	1	0
South Alabama	1	0
Troy	0	0
Louisiana-Lafayette	0	0
Western Kentucky	0	0
<b>Totals (.916)</b>	<b>11</b>	<b>1</b>

## WEST COAST


	Won	Lost
Gonzaga	2	0
Loyola Marymount	2	0
Pepperdine	2	0
Portland	1	0
St. Mary's (CA)	3	0
San Diego	0	0
San Francisco	0	1
Santa Clara	1	0
<b>Totals (.917)</b>	<b>11</b>	<b>1</b>

## WESTERN ATHLETIC

	Won	Lost
Boise State	0	0
Fresno State	0	0
Hawaii	3	0
Idaho	0	1
Louisiana Tech	2	0
Nevada	3	0
New Mexico State	0	0
San Jose State	0	1
Utah State	2	0
<b>Totals (.833)</b>	<b>10</b>	<b>2</b>

## INDEPENDENTS

	Won	Loss
Texas-Pan American	3	0
<b>Totals (1.000)</b>	<b>3</b>	<b>0</b>



# 2008 BIG TEN MEN'S BASKETBALL TOURNAMENT

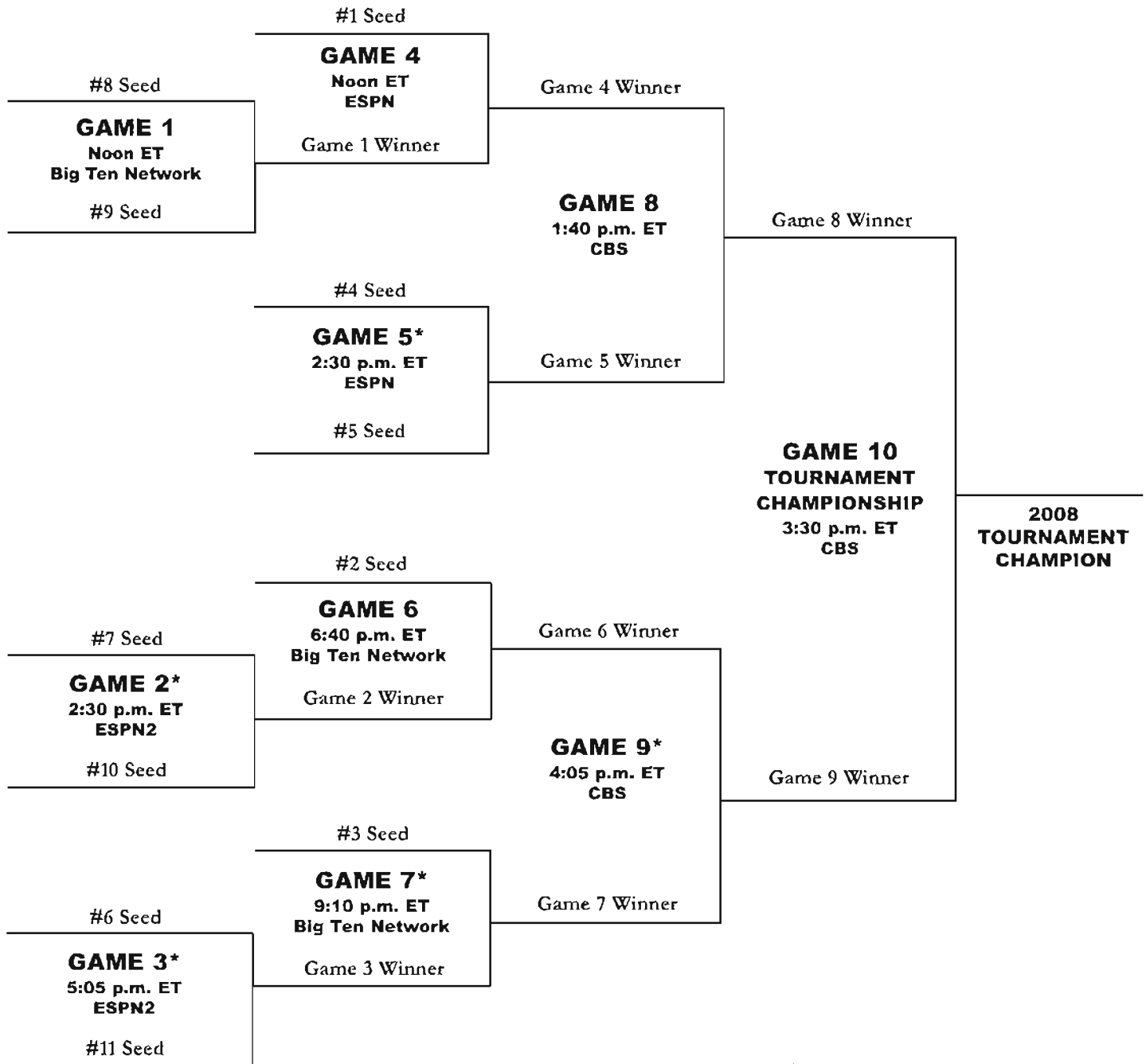
MARCH 13-16

CONSECO FIELDHOUSE • INDIANAPOLIS, INDIANA

**BIGTEN**  
CONFERENCE  
MEN'S BASKETBALL  
TOURNAMENT  
INDIANAPOLIS



**THURSDAY, MARCH 13    FRIDAY, MARCH 14    SATURDAY, MARCH 15    SUNDAY, MARCH 16**



\* Approximate game times



# 2008 NCAA Division I Men's Basketball Championship

First Round\*

Second Round\*

Regionals

National Semifinals

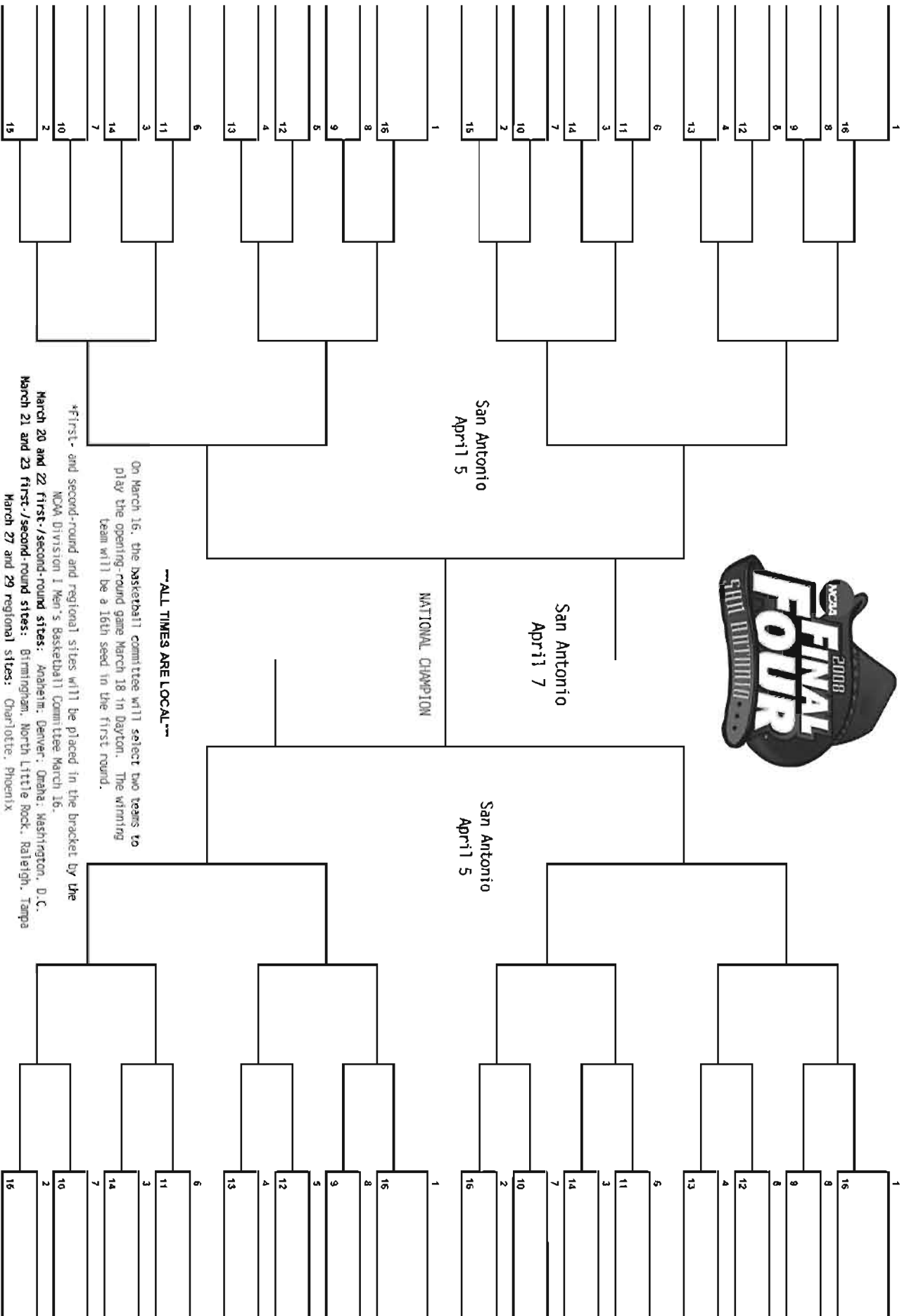
National Championship

National Semifinals

Regionals

Second Round\*

First Round\*



\*\*\*ALL TIMES ARE LOCAL\*\*\*

On March 16, the basketball committee will select two teams to play the opening-round game March 18 in Dayton. The winning team will be a 16th seed in the first round.

\*First- and second-round and regional sites will be placed in the bracket by the NCAA Division I Men's Basketball Committee March 16.

March 20 and 22 first-/second-round sites: Anaheim, Denver, Omaha, Washington, D.C.

March 21 and 23 first-/second-round sites: Birmingham, North Little Rock, Raleigh, Tampa

March 27 and 29 regional sites: Charlotte, Phoenix

March 28 and 30 regional sites: Detroit, Houston

© 2008 National Collegiate Athletic Association. No commercial use without the NCAA's written permission. The NCAA reserves all sports, advertising, and other rights. This bracket should not be used for advertising, publicity, office needs or other unrelated activities.