



IOWA HAWKEYES

BASEBALL

ESTABLISHED 1890 | 8 BIG TEN CHAMPIONSHIPS | 5 NCAA REGIONAL APPEARANCES | 1 COLLEGE WORLD SERIES APPEARANCE | 19 ALL-AMERICANS

2018 SCHEDULE

| Date | Opponent | Time |
|-----------------|--------------------------------------|---------------|
| Feb. 16 | \$ vs. Toledo | W, 4-3 |
| Feb. 17 | \$ vs. Oakland | W, 8-6 |
| Feb. 18 | \$ vs. Old Dominion | W, 4-1 |
| Feb. 23 | ! vs. Virginia Tech | W, 2-1 (10) |
| Feb. 24 | ! vs. Ball State | L, 6-14 |
| Feb. 25 | ! at New Orleans | W, 8-2 |
| Feb. 27 | Cornell College | W, 15-1 |
| March 2 | at UAB | W, 4-1 |
| March 3 | at UAB | W, 11-3 |
| March 4 | at UAB | L, 0-4 |
| March 6 | Maryville (Mo.) | Cancelled |
| March 9 | at #23 UNLV | L, 0-4 |
| March 10 | at #23 UNLV | L, 2-11 |
| March 11 | at #23 UNLV | L, 3-13 |
| March 14 | % vs. Missouri State | L, 3-8 |
| March 17 | Evansville (BTN Plus) | W, 10-3 |
| March 17 | Evansville (BTN Plus) | W, 8-3 |
| March 18 | Evansville (BTN Plus) | W, 4-3 |
| March 20 | Saint Louis (BTN Plus) | L, 6-7 |
| March 22 | Loras College | W, 6-4 |
| March 23 | * #11 Indiana (BTN Plus) | L, 2-4 |
| March 23 | * #11 Indiana (BTN Plus) | W, 5-1 |
| March 25 | * #11 Indiana (BTN Plus) | Cancelled |
| March 28 | Bradley (BTN Plus) | W, 13-9 |
| March 30 | * at #22 Illinois (BTN Plus) | W, 8-5 |
| March 31 | * at #22 Illinois (BTN Plus) | L, 12-13 |
| April 1 | * at #22 Illinois (BTN) | W, 4-2 |
| April 4 | Grand View (BTN Plus) | W, 4-2 |
| April 7 | * Ohio State (BTN Plus) | L, 1-2 |
| April 7 | * Ohio State (BTN Plus) | W, 9-5 |
| April 8 | * Ohio State (BTN Plus) | W, 2-1 |
| April 10 | at Bradley | Cancelled |
| April 11 | Coe | W, 16-1 |
| April 13 | * at Nebraska (BTN Plus) | W, 7-1 |
| April 13 | * at Nebraska (BTN Plus) | L, 4-10 |
| April 15 | * at Nebraska (ESPNU) | Cancelled |
| April 17 | Northern Illinois | W, 2-0 |
| April 20 | * at #25 Minnesota (BTN Plus) | 4 p.m. |
| April 21 | * at #25 Minnesota (BTN Plus) | 2 p.m. |
| April 22 | * at #25 Minnesota (BTN) | 1 p.m. |
| April 25 | Milwaukee (BTN Plus) | 6 p.m. |
| April 27 | * Michigan (BTN Plus) | 6:05 p.m. |
| April 28 | * Michigan (BTN Plus) | 2:05 p.m. |
| April 29 | * Michigan (BTN Plus) | 1:05 p.m. |
| May 1 | Missouri | 3:05 p.m. |
| May 2 | Western Illinois (BTN Plus) | 6:05 p.m. |
| May 4 | Oklahoma State (BTN Plus) | 6:05 p.m. |
| May 5 | Oklahoma State (BTN Plus) | 2:05 p.m. |
| May 6 | Oklahoma State (BTN Plus) | 1:05 p.m. |
| May 11 | * at Northwestern (BTN Plus) | 3:30 p.m. |
| May 12 | * at Northwestern (BTN Plus) | 2 p.m. |
| May 13 | * at Northwestern (BTN) | 2 p.m. |
| May 15 | at Western Illinois | 1 p.m. |
| May 17 | * Penn State (BTN Plus) | 6:05 p.m. |
| May 18 | * Penn State (BTN Plus) | 6:05 p.m. |
| May 19 | * Penn State (ESPNU) | 6:30 p.m. |
| May 22-27 | @ at Big Ten Tournament | TBA |

All times Central and subject to change | \$ Diamond 9 Sunshine State Classic Series (Kissimmee, Fla.) | ! Allstate Sugar Bowl Baseball Classic (New Orleans, La.) | * Big Ten Conference contest | @ Big Ten Tournament (Omaha, Neb.) | Big Ten Network (BTN) | BTN Plus on BTN2Go (BTN Plus) | Hawkeye All-Access (HAA)



IOWA HAWKEYES (22-11, 6-4)

HEAD COACH | RICK HELLER (5TH SEASON) | CAREER RECORD: 852-664-4

#25 MINNESOTA GOLDEN GOPHERS (23-10, 7-1)

HEAD COACH | JOHN ANDERSON (37TH SEASON) | CAREER RECORD: 1,289-873-3

LEADING OFF

- The Hawkeyes are 7-3 over their last 10 games and 14-5 over their past 19 games. Iowa has four straight series victories this season and the Hawkeyes have won six straight Big Ten series dating back to last season. (Iowa split weather-shortened series against Indiana and Nebraska.)
- Iowa will play its fourth series against a ranked opponent this weekend at 25th-ranked Minnesota. Iowa is 3-5 against ranked foes with two wins against No. 22 Illinois and one against No. 11 Indiana. The road series win at Illinois was the team's first over a ranked opponent since taking two of three at No. 18 Maryland in 2015.
- Redshirt junior Nick Allgeyer was named the Big Ten Pitcher of the Week on April 16 after notching his fourth win of the season in Iowa's 7-1 win at Nebraska. The southpaw allowed one unearned run over seven innings, scattering five hits and fanning four.
- The Hawkeyes posted their first shutout of the season, downing Northern Illinois, 2-0, on Tuesday at Banks Field. Iowa no-hit the Huskies for seven innings and finished with a one-hitter with seven pitchers taking the mound.
- Sophomore Lorenzo Elion became the second Hawkeye in the last decade to hit for the cycle, finishing 5-for-6 with two home runs, six RBIs, and four runs on April 11 against Coe College. The five hits tied a single-game school record.
- Iowa is 12-3 at Duane Banks Field this season, running its record to 64-17 at home since the start of the 2015 season. The Hawkeyes have won eight of their last nine home series.
- Iowa has used the same starting weekend rotation in each of the first nine weeks of the season. The trio of Nick Allgeyer, Brady Schanuel, and Cole McDonald are a combined 11-8 with a 3.16 ERA with 132 strikeouts in 133 2/3 innings.
- The Hawkeyes rank in the top five in the Big Ten in slugging percentage (.397), on-base percentage (.374), total bases (463), and walks (154).
- Iowa's pitching staff leads the Big Ten in strikeouts (296) (by 20 over Ohio State) and is second in strikeouts looking (85), while boasting the fourth-best opposing batting average (.244) and fifth-best ERA (3.84).
- Defensively, Iowa has turned a league-best 38 double plays, which is eighth-best nationally. The Hawkeyes' 1.15 double plays per game are fifth in the NCAA. Iowa is fifth in the Big Ten with a .969 fielding percentage.
- Nine different Hawkeyes have hit a home run this season and three players have 20 or more RBIs.
- Iowa has won 140 games over the past four seasons under head coach Rick Heller -- the best four-year stretch in school history. The Hawkeyes have advanced to NCAA Regional play in two of the last three seasons.

PITCHING PROBABLES

| Game 1 | | Game 2 | | Game 3 | |
|--------------|-----------------------------------|--------------|---|--------------|-----------------------------------|
| Iowa: | LHP Nick Allgeyer (4-3, 2.05 ERA) | Iowa: | RHP Brady Schanuel (5-4, 4.72 ERA) | Iowa: | RHP Cole McDonald (2-1, 3.19 ERA) |
| MINN: | RHP Reggie Meyer (3-2, 3.58 ERA) | MINN: | RHP Patrick Fredrickson (4-0, 1.96 ERA) | MINN: | RHP Sam Thoresen (1-1, 5.09 ERA) |

MULTIMEDIA GAME INFORMATION

| LIVE STREAMING/TV | RADIO | LIVE STATISTICS |
|---|--|-------------------|
| Friday - Game 1 (BTN Plus) Saturday - Game 2 (BTN Plus) Sunday - Game 3 (BTN) | Hawkeye Radio Network: Zach Mackey (PBP) (KMJM-AM 1360, 107.5 FM WDBQ, AM-800 KXIC, Hawkeye All-Access) | hawkeyesports.com |





HEAD COACH RICK HELLER
5TH SEASON | IOWA'S 3RD BASE COACH

OVERALL RECORD

- 852-665-4 (31st season)
- At Iowa: 162-100-0 (5th season)
- Signed a seven-year contract extension in 2017, keeping him in Iowa City through 2024
- Coaches third base on game days

COACHING EXPERIENCE

- University of Iowa | 2014-present
- Indiana State | 2010-13
- Northern Iowa | 2000-09
- Upper Iowa | 1988-1999

EDUCATION

Upper Iowa, 1986

IOWA COACHING HIGHLIGHTS

- Two NCAA Regional appearances in three seasons (2015, 2017)
- Led Iowa to first NCAA Tournament victory since 1972
- 2017 Big Ten Tournament champions -- first in school history
- Led USA Team to a silver medal at the 2017 World University Games -- USA's first medal in Universiade history
- Four straight 30-win seasons... 140 victories in four years, the best four-year stretch in school history
- Coached five All-Americans and 18 All-Big-Ten selections in four seasons
- Coached 15 Major League Baseball Draft picks in four seasons -- the most in a four-year stretch all-time

HELLER'S YEAR-BY-YEAR RECORD

| Year | School | Record | Pct. | 2004 | No. Iowa | 25-31 | .446 |
|------|----------|---------|------|---------------|------------------|-------|------|
| 1988 | Upper IA | 7-30 | .189 | 2005 | No. Iowa | 26-28 | .481 |
| 1989 | Upper IA | 10-23 | .303 | 2006 | No. Iowa | 28-27 | .509 |
| 1990 | Upper IA | 19-17 | .527 | 2007 | No. Iowa | 23-28 | .450 |
| 1991 | Upper IA | 22-13 | .629 | 2008 | No. Iowa | 30-24 | .556 |
| 1992 | Upper IA | 23-16 | .590 | 2009 | No. Iowa | 23-26 | .469 |
| 1993 | Upper IA | 21-15-1 | .581 | 2010 | Ind. State | 35-19 | .648 |
| 1994 | Upper IA | 21-18-1 | .538 | 2011 | Ind. State | 29-28 | .509 |
| 1995 | Upper IA | 31-13 | .705 | 2012 | Ind. State | 41-19 | .683 |
| 1996 | Upper IA | 37-14 | .725 | 2013 | Ind. State | 26-25 | .510 |
| 1997 | Upper IA | 30-14 | .682 | 2014 | Iowa | 30-23 | .566 |
| 1998 | Upper IA | 38-8 | .826 | 2015 | Iowa | 41-18 | .695 |
| 1999 | Upper IA | 30-15-1 | .663 | 2016 | Iowa | 30-26 | .536 |
| 2000 | No. Iowa | 23-33 | .411 | 2017 | Iowa | 39-22 | .639 |
| 2001 | No. Iowa | 35-28 | .556 | 2018 | Iowa | 22-11 | .667 |
| 2002 | No. Iowa | 30-25-1 | .545 | Totals | 852-665-4 | | |
| 2003 | No. Iowa | 27-28 | .491 | | | | |

ABOUT HEAD COACH RICK HELLER

Rick Heller has turned the University of Iowa baseball program into a perennial Big Ten Conference and NCAA contender in his first four seasons as the Hawkeyes' head coach.

Heller has injected new life into the Iowa program, leading the Hawkeyes to the best four-year stretch in program history, winning 140 games, advancing to two NCAA Regionals, and claiming the first Big Ten Tournament title in program history. It was Iowa's first conference title since winning the regular season crown in 1990.

Under Heller's watch, Iowa has advanced to the postseason in four consecutive years for the first time in program history, he has coached five All-Americans and at least one first-team All-Big Ten selection each season, and Iowa has had 15 Major League Baseball Draft picks in four seasons -- the most in a four-year stretch all-time.

Heller has also given the Hawkeyes an international flavor, taking the team to the Dominican Republic in 2016 and Taipei, Taiwan, as the United States representative at the 2017 World University Games. Heller led USA to a silver medal, as the team became the first American squad to medal in Universiade history.

The Eldon, Iowa, native became the 20th head coach in program history in 2013 -- his fourth stop as a collegiate head coach. He has enjoyed stints at Iowa (2014-present), Indiana State (2009-13), Northern Iowa (1999-2009), and Upper Iowa (1987-99), leading all four schools to NCAA postseason play. He is one of nine coaches all-time and one of five active coaches to lead three different Division I programs to NCAA Regional play.

Heller guided Iowa to an at-large berth into NCAA Regional play in 2015 -- a first for the program since 1990 -- and the team posted the school's first NCAA Tournament win since 1972. It wasn't a fluke; in the two seasons since, Iowa was runner-up at the 2016




MARTY SUTHERLAND

- Associate Head Coach
- Recruiting Coordinator
- 5th Season
- Alma Mater: Northern Iowa, 2002



DESI DRUSCHEL

- Assistant Coach
- Pitching Coach
- 4th Season (1st as Pitching Coach)
- Alma Mater: Mount Mercy, 1998



SEAN MOORE

- Volunteer Assistant Coach
- Hitting Coach
- 2nd Season
- Alma Mater: University of Iowa, 2015
- Coaches first base on game days



NIC UNGS

- Director, Baseball Operations
- 1st Season
- Alma Mater: Northern Iowa, 2001

Big Ten Tournament before claiming the program's first tournament title in 2017 to lock up the school's second NCAA Regional appearance in three seasons.

Iowa made just three NCAA Tournament appearances in its history prior to Heller's arrival.

Heller led Indiana State to its first outright Missouri Valley Conference title in 2012, and Northern Iowa to the MVC title and into the NCAA Tournament in 2001, the first and only regional appearance for the Panthers as a Division I program.

On the recruiting trail, Heller has turned the Hawkeyes into a major player on the national recruiting scene by keeping the best in-state players at home. Iowa had the top-rated class in the Big Ten -- and 18th-best nationally -- in 2015, and the 2016 class was ranked third in the league.

In 30 seasons as a head coach, Heller owns a career record of 830-654-4. He is one of two Iowa head coaches to lead the program to the NCAA Tournament.



THIS WEEK

The University of Iowa baseball team heads north to Minneapolis for a three-game series at No. 25 Minnesota from April 20-22. The first two games of the series will be played at Target Field -- the home of the Minnesota Twins -- while the finale will be played on campus at Siebert Field. The game times are 4 p.m. (CT) Friday, 2 p.m. Saturday, and 1 p.m. Sunday.

Tickets at Target Field will be general admission and will be available via walk-up to the ticket window. Pre-purchased tickets will be honored at the new location.

FOLLOW ALONG

- The first two games of the series will be streamed live on BTN Plus on BTN2Go. Sunday's series finale will be televised on BTN with Kevin Kugler and Jeff Niese on the call.
- All Iowa games will also be available via the Hawkeye Radio Network with Zach Mackey on the call. The games can be heard on Hawkeye All-Access and on select stations across the state.

QUICK HITTERS

- Iowa has played four doubleheaders this spring where it has posted a 5-3 record. The Hawkeyes swept their twin bill against Evansville on March 17 and split doubleheaders against No. 11 Indiana, Ohio State and Nebraska.
- Junior Zach Daniels will be the birthday boy on Saturday. He'll turn 21.
- The Hawkeyes put up eight runs in the first inning in their 16-1 victory over Coe College on April 11 in Iowa City. It was Iowa's biggest scoring inning of the season.
- Sophomore Lorenzo Elion has 16 RBIs over Iowa's last 11 games, where he's hitting .310 (13-of-42) with four extra base hits. Elion is tied for second on the team with 22 RBIs.
- Iowa is 5-2 against left-handed starters this season and 17-9 against right-handers.
- The Hawkeyes are 19-6 when scoring three or more runs this season.
- Iowa's 5-1 victory over No. 11 Indiana was the highest ranked opponent the Hawkeyes have defeated since 2008 (No. 8 Vanderbilt).
- Iowa is 9-4 in games decided by two runs or less this season.
- The Hawkeyes have two returning All-Big Ten selections -- Robert Neustrom and Tyler Cropley -- and Collegiate Baseball Freshman All-Americans Kyle Shimp and Ben Norman.
- Iowa was ranked 44th in the College Sports Madness preseason rankings. The Hawkeyes were also receiving votes in the USBWA preseason rankings.

ABOUT MINNESOTA

- Minnesota has won seven straight games to improve to 23-10 overall and 7-1 in Big Ten play. The Gophers made their debut in the D1Baseball.com rankings, coming in at No. 25.
- The Gophers haven't lost since March 29 -- an 11-5 loss at St. John's. Minnesota's lone Big Ten loss

came at Nebraska on March 24.

- The Gophers are the Big Ten's best offensive team, leading the league in batting average (.311), on-base percentage (.409), runs (253), and hits (362). Minnesota averages 7.7 runs per game and has six regulars hitting over .300.
- Minnesota has scored 17, 22, and 18 runs in three of its last four games.
- Shortstop Terrin Vavra has a team-best .411 average with 53 hits, 35 runs, and 33 RBIs. Four Gophers have four home runs apiece.
- Minnesota has a 3.65 team ERA and allow 4.6 runs per game. The Gophers have 261 strikeouts and hold opposing hitters to a .234 batting average.
- The Gophers will start RHP Reggie Meyer (3-2, 3.58 ERA) in the opener, RHP Patrick Fredrickson (4-0, 1.96 ERA) in game two, and RHP Sam Thoresen (1-1, 5.09 ERA) in the finale.
- Reliever Brett Schulze is 7-0 with a 1.95 ERA, allowing six earned runs in 27 2/3 innings, while closer Max Meyer has eight saves with 24 strikeouts (against five walks) in 13 appearances.

SERIES RESULTS

- Minnesota leads the all-time series over Iowa, 182-118.
- The Gophers won two of three games last season, although the two teams didn't play a Big Ten series. Minnesota downed Iowa in a nonconference matchup, 6-3, at the DQ Classic and handed the Hawkeyes their only loss in the Big Ten Tournament (9-3). Iowa won an elimination game in 13 innings, 7-5, to advance to the tournament title game. Tyler Cropley hit two home runs in the game, including a go-ahead solo shot in the 13th.
- Iowa head coach Rick Heller is 9-5 against Minnesota during his Iowa tenure, claiming series victories in 2014 and 2015.

JOINING THE RECORD BOOKS

- Junior Robert Neustrom has 123 career singles, which rank 14th all-time in school history.
- Junior Zach Daniels has appeared in 53 career games, which are the 11th-most all-time.

TURNING 2

- Iowa is leading the Big Ten with 38 double plays in 2018, a figure that is eighth-best nationally. The Hawkeyes' 1.15 double plays per game rank fifth in the nation.
- The Hawkeyes have two games this season where they have turned four doubles plays -- Indiana, at Nebraska.
- Iowa had a school record 67 double plays last season.

HAVE YOURSELF A DAY 20

- Sophomore Lorenzo Elion became the second Hawkeye in the last decade to hit for the cycle when he finished 5-of-6 with two home runs, six RBIs, and four runs scored in a 16-1 win over Coe College on April 11. The two home runs were the first of his career.
- Elion tripled in the first, homered in the second,

TEAM COMPARISON

Below is a look at how Iowa stacks up against this week's opponent in overall statistics.

| | IOWA | MINN |
|--------------------------|--------------|-------------|
| Overall Record | 22-11 | 23-10 |
| Home/Away/Neutral | 12-3/6-6/4-2 | 8-5/8-5/7-0 |
| Conference Record | 6-4 | 7-1 |
| vs. Top 25 | 3-5 | 2-2 |
| Last 10 games | 7-3 | 8-2 |
| <hr/> | | |
| Batting Avg. | .271 | .311 |
| Runs | 193 | 253 |
| Hits | 297 | 362 |
| 2B-3B-HR | 56-7-23 | 65-9-24 |
| RBIs | 173 | 223 |
| <hr/> | | |
| ERA | 3.84 | 3.65 |
| Innings | 291.0 | 300.2 |
| Hits | 265 | 263 |
| Runs-Earned | 148-124 | 153-122 |
| BB-K | 150-296 | 121-261 |
| <hr/> | | |
| Fielding Pct. | .969 | .974 |
| Errors | 38 | 33 |
| Double Plays | 38 | 25 |

2018 B1G STANDINGS (As of 4/18)

| Team | B1G | Pct. | Overall | Pct. |
|------------------|------------|-------------|--------------|-------------|
| Michigan | 8-0 | 1.000 | 21-11 | .656 |
| Minnesota | 7-1 | .875 | 23-10 | .697 |
| Illinois | 9-3 | .750 | 23-9 | .719 |
| Indiana | 6-2 | .750 | 28-6 | .824 |
| Ohio State | 6-3 | .667 | 25-10 | .714 |
| Iowa | 6-4 | .600 | 22-11 | .667 |
| Purdue | 4-4 | .500 | 16-16 | .500 |
| Rutgers | 4-5 | .444 | 19-14 | .576 |
| Maryland | 3-5 | .375 | 16-20 | .444 |
| Michigan State | 3-5 | .375 | 11-21 | .344 |
| Nebraska | 3-7 | .300 | 16-19 | .457 |
| Northwestern | 1-11 | .083 | 9-21 | .300 |
| Penn State | 1-11 | .083 | 8-22 | .267 |

April 20-22

Nebraska at Rutgers
Penn State at Michigan
Michigan State at Northwestern
Purdue at Maryland
Indiana at Ohio State
Iowa at Minnesota
Grand Canyon at Illinois

April 24

Rutgers at Rider
George Mason at Maryland
Chicago State at Purdue
Bucknell at Penn State
Eastern Michigan at Michigan State
Northwestern at Illinois-Chicago
Bradley at Illinois
Creighton at Nebraska

April 25

Saint Peter's at Rutgers
Toledo at Michigan State
James Madison at Maryland
Penn State at Lafayette
Milwaukee at Iowa
Indiana at Purdue

April 26-28

Nevada at Nebraska

April 27-29

Maryland at Michigan State
Rutgers at Purdue
Illinois at Indiana
Northwestern at Penn State
Minnesota at Ohio State
Michigan at Iowa



UNIVERSITY QUICK FACTS

Location: _____ Iowa City, Iowa
Enrollment: _____ 33,564
Founded: _____ 1847
Nickname: _____ Hawkeyes
Colors _____ Black and Gold
Conference: _____ Big Ten
National Affiliation _____ NCAA, Division I
President: _____ Bruce Harreld
Director of Athletics: _____ Gary A. Barta
Baseball Secretary: _____ Kendra Wieditz
Baseball Office _____ 232 Carver-Hawkeye Arena
_____ Iowa City, Iowa 52242
_____ (319) 335-9389

BASEBALL INFORMATION

Head Coach _____ Rick Heller/5th season
Alma Mater/Year _____ Upper Iowa/1986
Associate Head Coach/RC _____ Marty Sutherland/5th season
Alma Mater/Year _____ Northern Iowa/2002
Pitching Coach _____ Desi Druschel/1st season
Alma Mater/Year _____ Mount Mercy/1998
Volunteer Assistant Coach (Hitting Coach) _____ Sean Moore/2nd Season
Alma Mater/Year _____ University of Iowa/2015
Director of Baseball Operations _____ Nic Ungs
Alma Mater/Year _____ Northern Iowa/2001

2018 TEAM INFORMATION

2017 Record _____ 39-22
Home _____ 19-4
Away _____ 10-13
Neutral _____ 10-5
Big Ten Record/Finish _____ 15-9/t4th
Postseason _____ NCAA Regionals

2018 OUTLOOK

Letterwinners Returning/Lost _____ 17/12
Starters Returning/Lost _____ 6 + DH/2
Pitchers Returning/Lost _____ 7/8
Newcomers _____ 12

STADIUM INFORMATION

Home Facility _____ Duane Banks Field
Capacity _____ 3,000
Opened _____ 1974
Dimensions _____ 329-373-395-373-329
Surface _____ AstroTurf

MEDIA INFORMATION

Associate SID/Baseball Contact _____ James Allan
Email _____ james-allan@uiowa.edu
Cell Phone _____ (319) 530-5792
Secondary Contact _____ Alex Snyder
Email _____ alex-snyder@uiowa.edu
Cell Phone _____ (563) 554-0852
Athletic Communications Phone _____ (319) 335-9411
Athletic Communications Fax _____ (319) 335-9417
Press Box Phone _____ (319) 335-9520
Website _____ hawkeyesports.com
Twitter _____ @UIBaseball
Facebook: _____ facebook.com/iowabaseball
Instagram: _____ UIBaseball

doubled in the fifth, singled in the sixth, and capped the night with a first-pitch, three-run home run in the eighth.

- The five hits tied a school record that has happened now 18 times. It was last done by Joel Booker in 2016 at the Big Ten Tournament. The five hits are tied for the most in the Big Ten this season.
- Mason McCoy was the last Hawkeye to hit for the cycle against Air Force in 2016.

#SCTOP10

Sophomore Lorenzo Elion appeared in SportsCenter's Top 10 plays on April 8 after making a spectacular defensive play, diving to his right and throwing a dart to first to rob Ohio State of extra bases. The play was No. 8.

RPI UPDATE

Iowa is 44th in the latest RPI report by D1Baseball.com (As of April 18). The Hawkeyes are one of five Big Ten teams in the top 44 along with Indiana (24, Illinois (35), Minnesota (38), and Ohio State (40). Iowa has five wins against top 50 RPI teams and six against the top 100.

BIG SUCCESS

Iowa has won 19 of 26 (73 percent) of its Big Ten Conference series dating back to the 2015 season. The Hawkeyes have won six straight league series heading into this weekend's road series at Minnesota. (Iowa split two weather-shortened series against Indiana and Nebraska this season.)

WHELAN: THE CATALYST

Redshirt junior Chris Whelan has been instant offense for the Hawkeyes since making his season debut on March 17 against Evansville. The Illinois native missed the first month (14 games) recovering from Tommy John surgery.

- The Hawkeyes averaged 5.0 runs per game in the 14 games before Whelan was cleared. Since inserting Whelan into the lineup, Iowa is averaging 6.5 runs per contest.
- Whelan has hit safely in 16-of-18 games since his return with seven multi-hit contests. He is hitting .342 (26-of-76) with 19 runs, six walks, and a .412 on-base percentage as Iowa's leadoff hitter.
- Whelan had a career-high four hits, finishing 4-for-5 with a career-best four runs in Iowa's 13-9 come-from-behind victory over Bradley on March 28.

BIG OVERALL STATS (As of 4/18)

Batting Average

| | | |
|----|-------------|-------------|
| 1. | Minnesota | .311 |
| 2. | Ohio State | .302 |
| 3. | Indiana | .298 |
| 6. | IOWA | .271 |

ERA

| | | |
|----|-------------|-------------|
| 1. | Indiana | 2.39 |
| 2. | Michigan | 3.29 |
| 3. | Minnesota | 3.68 |
| 5. | IOWA | 3.84 |

Fielding Percentage

| | | |
|----|-------------|-------------|
| 1. | Illinois | .982 |
| 2. | Minnesota | .974 |
| 3. | Maryland | .974 |
| 5. | IOWA | .969 |

- In 18 games, Whelan is third on the team in batting average, fourth in runs, fifth in hits and total bases. He is also tied for second in on-base percentage.

A SOLID BACKSTOP

Senior Tyler Cropley is leading the team with a .350 average with team-highs in RBIs (30) and doubles (13). He had a career-best 12-game hitting streak and 16-game reached base streak this season.

- The South Dakota native ranks in the top 14 in the Big Ten in eight different categories. He is third in the league in doubles (13), tied for fourth in hit by pitches (9), and is seventh in batting average (.350).
- Cropley tied a school record in the 16-1 win over Coe College on April 11, finishing 3-for-5 with two RBIs and two runs. All three of his hits were doubles, as he became the ninth Hawkeye -- first since Nate Yoho in 2004 -- to hit three in a single game.
- Cropley hit a walk-off grand slam to give Iowa a 13-9 victory over Bradley on March 28. He finished with a career-high five RBIs in the game. The walk-off homer was the first of Cropley's baseball career and it was his second grand slam as a Hawkeye, ironically both coming against the Braves.
- Cropley is currently hitting .486 (18-of-37) with runners in scoring position. He has a .875 average with a runner on third base with less than two outs.
- Cropley is second on the team with 12 multi-hit games (nine 2-hit, three 3-hit) and he has a team-best eight multi-RBI games.
- Cropley is on the Johnny Bench Award Watch List. The honor is given to the top catcher in Division I baseball.

CROWL STEADY AT SHORT

Sophomore Kyle Crawl had a career-best 14-game reached base streak from March 11-April 4. He has reached safely in 27 games this season.

- The Council Bluffs, Iowa, native has committed just four errors in 144 chances. He has been a part of 28 double plays in helping Iowa be the Big Ten's top double play unit.
- Crawl is second on the team with five home runs this season and his 22 RBIs are tied for second on the team.

BIG-ONLY OVERALL STATS (4/15)

Batting Average

| | | |
|----|-------------|-------------|
| 1. | Minnesota | .333 |
| 2. | Indiana | .329 |
| 3. | Ohio State | .309 |
| 9. | IOWA | .251 |

ERA

| | | |
|----|-------------|-------------|
| 1. | Michigan | 1.52 |
| 2. | Indiana | 1.80 |
| 3. | Minnesota | 3.30 |
| 5. | IOWA | 4.09 |

Fielding Percentage

| | | |
|----|--------------|-------------|
| 1. | Michigan | .986 |
| 2. | Rutgers | .984 |
| 3. | Northwestern | .984 |
| 7. | IOWA | .974 |



2018 WEEKEND IN STATS

| SERIES | W-L | AVG | R | BATTING | | | | | | | PITCHING | | | | | | FIELDING | | |
|-----------------------|-----|------|----|---------|----|----|----|-----|-------|------|----------|------|----|-------|-------|------|----------|---|-------|
| | | | | H | 2B | 3B | HR | RBI | BB-SO | SB-A | ERA | IP | H | R-ER | BB-SO | BAA | PO-A | E | FLD% |
| at Diamond 9 | 3-0 | .301 | 16 | 31 | 4 | 0 | 2 | 16 | 13-24 | 6-6 | 2.00 | 27.0 | 25 | 10-6 | 21-28 | .253 | 81-28 | 4 | .965 |
| at Sugar Bowl Classic | 2-1 | .245 | 16 | 26 | 2 | 0 | 2 | 12 | 18-35 | 4-5 | 4.33 | 27.0 | 23 | 17-13 | 9-30 | .223 | 81-27 | 5 | .956 |
| at UAB | 2-1 | .232 | 15 | 22 | 3 | 2 | 0 | 11 | 15-28 | 3-4 | 2.42 | 26.0 | 22 | 8-7 | 8-26 | .234 | 78-29 | 2 | .982 |
| at UNLV | 0-3 | .189 | 5 | 18 | 3 | 0 | 0 | 5 | 7-19 | 0-0 | 8.62 | 24.0 | 36 | 28-23 | 13-20 | .350 | 72-22 | 4 | .959 |
| Evansville | 3-0 | .340 | 22 | 33 | 7 | 1 | 3 | 21 | 13-20 | 1-1 | 2.33 | 27.0 | 18 | 9-7 | 13-24 | .182 | 81-32 | 4 | .966 |
| Indiana | 1-1 | .234 | 7 | 15 | 3 | 1 | 3 | 7 | 7-15 | 0-0 | 2.50 | 18.0 | 13 | 5-5 | 10-20 | .210 | 54-20 | 0 | 1.000 |
| at Illinois | 2-1 | .305 | 24 | 32 | 5 | 1 | 2 | 23 | 18-17 | 4-7 | 6.23 | 26.0 | 32 | 20-18 | 15-25 | .308 | 78-28 | 4 | .964 |
| Ohio State | 2-1 | .223 | 12 | 21 | 6 | 0 | 0 | 10 | 10-26 | 1-2 | 2.33 | 27.0 | 22 | 8-7 | 11-32 | .222 | 81-31 | 3 | .974 |
| at Nebraska | 1-1 | .221 | 11 | 15 | 6 | 0 | 3 | 10 | 7-18 | 0-1 | 5.29 | 17.0 | 17 | 11-10 | 15-13 | .266 | 51-25 | 3 | .962 |
| at Minnesota | | | | | | | | | | | | | | | | | | | |
| Michigan | | | | | | | | | | | | | | | | | | | |
| Oklahoma State | | | | | | | | | | | | | | | | | | | |
| at Northwestern | | | | | | | | | | | | | | | | | | | |
| Penn State | | | | | | | | | | | | | | | | | | | |
| Midweek | 6-2 | .310 | 65 | 84 | 17 | 2 | 8 | 58 | 46-63 | 4-9 | 3.50 | 72.0 | 57 | 32-28 | 35-78 | .218 | 216-84 | 9 | .971 |

COMEBACK KIDS

The Hawkeyes have posted 10 come-from-behind victories in 2018, which includes four walk-off victories.

- Iowa trailed 9-8 through 7 1/2 innings before rallying for a 13-9 win. Lorenzo Elion's pinch-hit RBI single tied the game in the eighth before Iowa posted its fourth walk-off win in the ninth courtesy of a Tyler Cropley grand slam.
- The Hawkeyes trailed 4-1 through 7 1/2 innings before Matt Hoeg tied the game with a two-out, three-run double in the eighth. Iowa then posted its third walk-off victory of the season when Austin Guzzo connected on a two-run home run to right field, giving the team a 6-4 win.
- Ben Norman had the game-winning RBI single in the ninth, sending the Hawkeyes to a 4-3 win over Toledo in the season opener. Norman also reached via error in the win over Virginia Tech, allowing the go-ahead run to score in the 2-1 walk-off victory.
- Iowa has overcome deficits to win 28 games since the start of the 2017 season and posted eight walk-off victories.
- Seventeen of those victories have come with Iowa trailing or being tied entering or through seven innings and 13 have come in the final at-bat.

BANKS MAGIC

- The Hawkeyes are 12-3 at Duane Banks Field this season, running their record to 64-17 at home since the start of the 2015 season.
- Iowa went 19-4 at home last season, the most wins by the team since 1989 (19-2).
- Iowa has 12 walk-off victories at Duane Banks Field since the start of 2015.

ON THE OFFENSE

- The Hawkeyes have had 10 or more hits in 14 games this season. Iowa had a season-high 16 runs on 17 hits in its 16-1 victory over Coe College on April 11.
- Iowa has scored 10 or more runs in six games this season.

STARTING & FINISHING

- The Hawkeyes are out-scoring opponents, 43-14, in the first inning and 82-51 over the first three innings. Iowa is also out-scoring the opposition, 46-20, in the eighth and ninth innings.
- Iowa is 10-3 when it scores in the first inning and 15-3

when it scores the game's first run.

- The Hawkeyes are 17-0 when leading after six innings, 16-0 after seven, and 18-0 after eight this season.

JUNIOR ROBERT NEUSTROM...

- has hit safely in 29-of-33 games this season and he has reached safely in 31-of-33 contests. Neustrom has had hitting streaks of nine games and 10 games this season.
- has started 96 consecutive games dating back to the 2016 season.
- is hitting .348 with a team-best 14 multi-hit games. Neustrom is leading the team with six home runs.
- has a .417 average over his last six games with four multi-hit contests.
- ranks in the top 12 in the Big Ten in six categories, sitting seventh in hits (46) and total bases (71), eighth in batting average (.348), tied for ninth in home runs (6), 11th in runs (29), and 12th in slugging (.538).
- was the Preseason Big Ten Player of the Year by Baseball America and Perfect Game.

ON THE BUMP

- The Hawkeyes' starting pitchers are 12-9 with a 3.14 ERA in 33 games. Iowa starters have 152 strikeouts to 64 walks and opponents are hitting .233.
- Iowa's pitching staff has three games where it has allowed two or fewer hits. The Hawkeyes one-hit Northern Illinois on April 17 and had a pair of two hitters against Evansville on March 17 and No. 11 Indiana on March 23.
- Iowa's pitching staff is leading the Big Ten with 296 strikeouts, averaging 9.0 per game.
- Iowa has 14 games with 10 or more strikeouts this season.

IN RELIEF

- Over the team's last nine games, Iowa's bullpen is 4-0 with a 1.99 ERA with three saves. The Hawkeye relievers have allowed nine earned runs over 40 2/3 innings and have 37 strikeouts.
- Iowa's bullpen is 10-2 with a 4.60 ERA this season. The relievers have logged 139 innings, where they average more than a strikeout an inning (144).

1-2-3 PUNCH

The Hawkeyes don't have a designated closer, but coach Rick Heller has three strong late-inning options.

2018 QUALITY STARTS LOG

Nick Allgeyer (7)

vs. Virginia Tech -- 7 IP, 5 H, 1 ER, 8 K, 0 BB
 at UAB - 6.2 IP, 4 H, 1 ER, 4K, 1 BB
 at UNLV - 6.0, 6 H, 3 ER, 5 K, 2 BB
 vs. Evansville - 6 IP, 4 H, 1 ER, 4 K, 2 BB
 vs. #11 Indiana - 7 IP, 10 H, 3 ER, 5K, 1 BB
 at #22 Illinois - 6.1 IP, 7 H, 5 R (3 ER), 8 K, 1 BB
 vs. Ohio State - 6 IP, 5 H, 2 R (1 ER), 8 K, 3 BB
 at Nebraska - 7 IP, 5 H, 1 R (0 ER), 4 K, 4 BB

Cole McDonald (3)

at New Orleans - 7 IP, 3 H, 2 R (0 ER), 4 K, 1 BB
 at #22 Illinois - 6.1 IP, 5 H, 2 ER, 6 K, 4 BB
 vs. Ohio State - 6 IP, 3 H, 1 ER, 8 K, 1 BB

Brady Schanuel (2)

vs. #11 Indiana - 7 IP, 1 H, 0 R, 11 K, 4 BB
 vs. Ohio State - 6 IP, 6 H, 3 ER, 7 K, 4 BB

IOWA IN-SEASON ACCOLADES

Brady Schanuel

Big Ten Co-Pitcher of the Week - March 26



- Junior Zach Daniels is 4-1 with a 1.38 ERA and three saves in 13 appearances, spanning 26 innings. He has 27 strikeouts and is limiting opposing hitters to a .172 average.
- Daniels hasn't allowed a run since March 23 against Bradley. He has given up five hits and has 10 strikeouts over his last 10 2/3 innings (six appearances). He went 2 2/3 shutout innings in two appearances at Illinois and earned his fourth win, tossing three shutout innings against Ohio State (4/8).
- Senior Nick Nelsen is 1-0 with a 0.81 ERA with two saves over his last 11 innings, spanning nine appearances. He has allowed two hits and one run since March 17 and he has 11 strikeouts to four walks during the stretch. Nelsen has 19 strikeouts against five walks this season.
- Redshirt sophomore Grant Leonard is tied for fourth in the Big Ten with 16 appearances. The walk-on from Mokena, Illinois, is 1-0 with a 3.46 ERA with two saves in 13 innings.

REDSHIRT JUNIOR NICK ALLGEYER...

- is 4-3 with a 2.05 ERA in nine starts. Allgeyer has 53 strikeouts, which are third-most in the Big Ten.
- ranks among the top-11 in the Big Ten in five different pitching categories -- tied for second in innings (57.0), third in strikeouts (53), fourth in ERA (2.05), tied for sixth in strikeouts looking (15), and 11th in batting average against (.237).
- was named the Big Ten Pitcher of the Week on April 16 after allowing one unearned run and scattering five hits in a road win at Nebraska (April 13).
- has allowed six hits or fewer in seven of nine eight starts... has allowed one or fewer earned runs in 6-of-9 starts.
- has eight consecutive quality starts.
- suffered the tough luck loss against Ohio State (4/7) after allowing two runs (one earned) on five hits over six innings in the 2-1 defeat... tied a career high with eight strikeouts.
- notched his third victory -- first Big Ten win -- allowing five runs (three earned) on seven hits over 6 1/3 innings at No. 22 Illinois... tied a career-high with eight strikeouts.
- recorded his first career win as a starter (third of his career), allowing one run on four hits at UAB (3/2)... had four strikeouts against one walk over 6 2/3 innings... went six innings, allowing one run on four hits in the win over Evansville (3/17).
- had a career-high eight strikeouts (to zero walks) in the no-decision against Virginia Tech, where he went a career-long seven innings.
- made his first career Friday start -- his second career start -- against Toledo (2/16) -- allowing three unearned runs over five innings and fanning seven.
- is 6-3 with a 2.68 ERA in 41 career appearances, including 10 starts... has 91 strikeouts in 104 innings.
- missed the 2017 season recovering from Tommy John surgery suffered during the fall of 2016.

JUNIOR BRADY SCHANUEL...

- Iowa's Saturday starter... is 5-4 with a 4.72 ERA in nine starts with 49 strikeouts over 40 innings.
- is fifth in the Big Ten in wins (5), sixth in batting average against (.222), and tied for seventh in strikeouts (49).
- notched his fifth win, allowing three runs on six hits against Ohio State (4/7)... had seven strikeouts -- his fourth game with six or more strikeouts.
- was named the Big Ten Co-Pitcher of the Week on March

25 after going a career-best seven innings, allowing one hit and fanning 11 in a 5-1 victory over No. 11 Indiana (3/23)... retired the final 10 batters he faced. The 11 strikeouts were the most by a Hawkeye pitcher since Nathan Johnson's 14 at Indiana in 2004.

- allowed a single hit over five shutout innings in a win against Evansville, where he fanned six... went a five innings in the road win at UAB -- his second win of the season...allowed one hit and fanned a career-high seven.
- earned his first career victory against Old Dominion (2/18), allowing two hits and fanning four in 3 2/3 innings... was on a predetermined 60-pitch pitch count.
- Two-time MLB Draft pick -- selected in 20th round by Philadelphia in 2017 and 36th round by Oakland in 2015.
- Two-time All-American at Parkland College in Illinois... went 20-4 with 161 strikeouts in 164 innings.

JUNIOR COLE MCDONALD...

- is 2-1 with a 3.19 ERA in seven starts -- six coming as the Sunday starter... has missed two starts because of weather cancellations (Indiana, Nebraska).
- recorded his second straight quality start in a no-decision against Ohio State (4/8)... allowed one run on three hits over six innings and had a career-high eight strikeouts.
- notched his first Big Ten victory -- second of the season -- allowing two runs on five hits over 6 1/3 innings at No. 22 Illinois... finished with six strikeouts... it was his second quality start of the season.
- recorded his first career quality start and first win of the season, scattering three hits and allowing two unearned runs in seven innings in a victory over New Orleans. McDonald had four strikeouts to one walk.
- is 8-6 with a 4.77 ERA in 30 appearances, including 26 starts.

30 X 4

Iowa posted its fourth straight 30-win season in 2017. The program hasn't enjoyed a better stretch since posting seven consecutive 30 win campaigns from 1979-85.

- Iowa won 39 games last season -- the fifth-most in a single season in program history. The Hawkeyes won 41 games in 2015, the second-most wins in program history.

TEAM CAPTAINS

Iowa's team captains for the 2018 season are senior Tyler Cropley, redshirt junior Nick Allgeyer, junior Robert Neustrom, and redshirt sophomore Kyle Shimp.

SILVER MEDALISTS IN TAIWAN

Iowa made history when it represented the United States at the 2017 World University Games in Taiwan. Competing as the USA Team, Iowa claimed the silver medal, becoming the first American team to medal in Universiade history. Iowa went 5-2 during the two-week stretch before falling to Japan in the gold medal game.

DEFENDING B1G TOURNEY CHAMPS

- Iowa went 4-1 during a four-day stretch to claim the program's first Big Ten Tournament title in school history in 2017. It was the second straight year the team advanced to the title game.
- The Hawkeyes won three games over higher seeded teams -- fourth-seeded Maryland, top-seeded Nebraska, and third-seeded Minnesota -- to reach the title game.

Iowa defeated eighth-seeded Northwestern, 13-4, to claim the title.

IOWA'S BACKBONE

The Hawkeyes have been built on pitching and defense under UI head coach Rick Heller.

- Iowa has ranked in the top 24 nationally in the nation in team fielding percentage in each of the past three seasons. The Hawkeyes have been in the top four in the Big Ten throughout Heller's tenure.
- Iowa has posted team ERA records in 2015 and 2016 (2.95 in 2015, 3.56 in 2016), ranking in the top four in the conference in both seasons. The Hawkeyes set school strikeout records in 2016 and 2017.

COACHING STAFF CHANGES

- Marty Sutherland was promoted to associate head coach in the offseason. He also serves as recruiting coordinator.
- Desi Drushchel was promoted to an assistant coach after serving as the director of baseball operations for three seasons.
- Nic Ungs joins the coaching staff as the director of baseball operations. Ungs played for Rick Heller at Northern Iowa and played professional baseball for 11 seasons.

#HELLERBALL

- UI head coach Rick Heller is one of nine coaches all-time to lead three different NCAA Division I teams to regional play.
- Heller recorded his 800th career win against Lehigh on March 12 at the Snowbird Classic in Florida.
- The Hawkeyes have won 30 or more games in each of Heller's four seasons as the helm of the program. It's a first for the team since winning 30 or more in seven straight seasons from 1979-85.
- Heller has led the Hawkeyes to two NCAA Regional appearances in three seasons; the program had three regional appearances in its history prior to his arrival.
- Heller is fourth in school history in career wins with 140 in his four seasons at Iowa, including the second (41) and fifth-most (39) in school history.
- Heller led Iowa to its first Big Ten Tournament title in 2017 -- the first conference title since 1990 -- and he guided the Hawkeyes to the Big Ten Tournament title game in consecutive seasons. Iowa has advanced to the league tournament in four straight years for the first time in program history.
- Heller has coached at least one first-team All-Big Ten selection each season, and has 15 Major League Baseball Draft picks in four seasons -- the most in a four-year stretch in school history.
- Iowa had a school-record six All-Big Ten selections in 2015 and five in 2017. The Hawkeyes have had 18 All-Big Ten honorees in four seasons under Heller.
- Iowa has posted winning streaks of nine games (in 2015) and eight games (in 2017) -- the longest streaks for the program since 2012.

FOLLOW THE HAWKEYES

Iowa baseball fans can follow the Hawkeyes on Facebook/iowabaseball, Twitter: @UIBaseball, and Instagram/UIBaseball in addition to coverage on hawkeyesports.com.



1 LORENZO ELION

So. • IF • 6-2 • 185
Chicago, Ill. • Kirkwood CC • Simeon Academy



2018 GAME-BY-GAME STATS

#1 Elion, Lorenzo - 28 games (All games)

| Date | Opponent | Pos | AB | R | H | RBI | 2B | 3B | HR | BB | SB | CS | HBP | SAC | SF | GDP | K | PO | A | E | Avg | |
|--------|-------------------|-------|------|----|---|-----|----|----|----|----|----|----|-----|-----|----|-----|---|----|----|----|------|------|
| Feb 16 | vs Toledo | *3b | 4 | 1 | 3 | 0 | 0 | 0 | 0 | 0 | 0 | 0 | 0 | 0 | 0 | 0 | 1 | 1 | 1 | 0 | .750 | |
| Feb 17 | vs Oakland | *3b | 3 | 0 | 1 | 0 | 0 | 0 | 0 | 0 | 2 | 0 | 1 | 0 | 0 | 0 | 0 | 3 | 3 | 0 | .571 | |
| Feb 18 | vs Old Dominion | *3b | 5 | 1 | 2 | 0 | 0 | 0 | 0 | 0 | 0 | 0 | 0 | 0 | 0 | 0 | 0 | 0 | 1 | 2 | .500 | |
| Feb 23 | vs Virginia Tech | *3b | 4 | 0 | 0 | 0 | 0 | 0 | 0 | 0 | 0 | 0 | 0 | 0 | 0 | 0 | 2 | 0 | 2 | 0 | .375 | |
| Feb 24 | vs Ball St. | *3b | 3 | 0 | 1 | 0 | 0 | 0 | 0 | 0 | 0 | 0 | 1 | 0 | 0 | 0 | 2 | 0 | 0 | 1 | .368 | |
| Feb 27 | CORNELL COLLEGE | *3b | 3 | 1 | 1 | 3 | 0 | 0 | 0 | 0 | 0 | 0 | 0 | 0 | 2 | 0 | 0 | 1 | 1 | 0 | .364 | |
| Mar 02 | at UAB | *3b | 4 | 0 | 0 | 0 | 0 | 0 | 0 | 0 | 0 | 0 | 0 | 0 | 0 | 0 | 1 | 0 | 3 | 0 | .308 | |
| Mar 03 | at UAB | *3b | 6 | 0 | 2 | 1 | 0 | 0 | 0 | 0 | 1 | 1 | 0 | 0 | 0 | 0 | 1 | 0 | 2 | 1 | .312 | |
| Mar 04 | at UAB | *3b | 3 | 0 | 1 | 0 | 0 | 0 | 0 | 0 | 0 | 0 | 0 | 0 | 0 | 0 | 2 | 1 | 1 | 0 | .314 | |
| Mar 09 | at UNLV | *3b | 4 | 0 | 1 | 0 | 0 | 0 | 0 | 0 | 0 | 0 | 0 | 0 | 0 | 1 | 1 | 2 | 0 | 0 | .308 | |
| Mar 10 | at UNLV | *3b | 3 | 0 | 1 | 1 | 1 | 0 | 0 | 0 | 0 | 0 | 0 | 0 | 0 | 0 | 1 | 4 | 1 | 1 | .310 | |
| Mar 11 | at UNLV | *3b | 2 | 1 | 0 | 0 | 0 | 0 | 0 | 1 | 0 | 0 | 1 | 0 | 0 | 0 | 0 | 0 | 1 | 3 | .295 | |
| Mar 14 | vs Missouri State | *dh | 3 | 0 | 1 | 1 | 0 | 0 | 0 | 0 | 0 | 0 | 0 | 0 | 0 | 0 | 2 | 0 | 0 | 0 | .298 | |
| Mar 17 | EVANSVILLE-1 | *3b | 1 | 0 | 0 | 0 | 0 | 0 | 0 | 0 | 0 | 0 | 0 | 0 | 0 | 0 | 0 | 0 | 1 | 0 | .292 | |
| Mar 17 | EVANSVILLE-2 | ph/3b | 1 | 0 | 0 | 0 | 0 | 0 | 0 | 0 | 0 | 0 | 0 | 0 | 0 | 0 | 0 | 0 | 1 | 0 | .286 | |
| Mar 18 | EVANSVILLE | *3b | 0 | 0 | 0 | 0 | 0 | 0 | 0 | 0 | 0 | 0 | 0 | 1 | 0 | 0 | 0 | 0 | 0 | 0 | .286 | |
| Mar 21 | LORAS COLLEGE | *3b | 3 | 0 | 0 | 0 | 0 | 0 | 0 | 0 | 0 | 0 | 0 | 0 | 0 | 0 | 2 | 1 | 1 | 0 | .269 | |
| Mar 28 | BRADLEY | ph/3b | 1 | 0 | 1 | 1 | 0 | 0 | 0 | 0 | 0 | 0 | 0 | 0 | 0 | 0 | 0 | 0 | 0 | 0 | .283 | |
| Mar 31 | at Illinois | *3b | 4 | 0 | 1 | 1 | 0 | 0 | 0 | 1 | 0 | 0 | 0 | 0 | 0 | 0 | 1 | 1 | 0 | 0 | .281 | |
| Apr 01 | at Illinois | *3b | 4 | 0 | 2 | 2 | 0 | 0 | 0 | 0 | 0 | 0 | 0 | 0 | 0 | 0 | 0 | 0 | 3 | 1 | .295 | |
| Apr 04 | GRAND VIEW | *3b | 3 | 0 | 1 | 2 | 0 | 0 | 0 | 0 | 0 | 0 | 0 | 0 | 1 | 0 | 1 | 0 | 2 | 0 | .297 | |
| Apr 07 | OHIO STATE-1 | *3b | 4 | 0 | 0 | 0 | 0 | 0 | 0 | 0 | 0 | 0 | 0 | 0 | 0 | 0 | 2 | 2 | 1 | 0 | .279 | |
| Apr 07 | OHIO STATE-2 | *3b | 4 | 1 | 2 | 3 | 0 | 0 | 0 | 0 | 0 | 0 | 0 | 0 | 0 | 0 | 1 | 0 | 0 | 0 | .292 | |
| Apr 08 | OHIO STATE | *3b | 4 | 0 | 0 | 0 | 0 | 0 | 0 | 0 | 1 | 0 | 0 | 0 | 0 | 0 | 0 | 0 | 1 | 0 | .276 | |
| Apr 11 | COE COLLEGE | *3b | 6 | 4 | 5 | 6 | 1 | 1 | 2 | 0 | 0 | 0 | 0 | 0 | 0 | 0 | 0 | 1 | 2 | 0 | .317 | |
| Apr 13 | at Nebraska-1 | *3b | 5 | 0 | 1 | 0 | 0 | 0 | 0 | 0 | 0 | 1 | 0 | 0 | 0 | 0 | 0 | 1 | 2 | 2 | .310 | |
| Apr 13 | at Nebraska-2 | *3b | 4 | 0 | 0 | 0 | 0 | 0 | 0 | 0 | 0 | 0 | 0 | 0 | 0 | 0 | 1 | 0 | 1 | 0 | .297 | |
| Apr 17 | NORTHERN ILLINOIS | *3b | 4 | 0 | 1 | 1 | 0 | 0 | 0 | 0 | 0 | 0 | 0 | 0 | 0 | 0 | 1 | 0 | 2 | 0 | .295 | |
| Totals | | | 24gs | 95 | 9 | 28 | 22 | 2 | 1 | 2 | 2 | 4 | 2 | 3 | 1 | 3 | 1 | 22 | 18 | 33 | 11 | .295 |

On base pct. .320 • Slugging pct. .400

CAREER HIGHS

AB: 6, 2X, LAST VS. COE COLLEGE, 4/11/18

H: 5 vs. COE COLLEGE, 4/11/18

R: 4 vs. COE COLLEGE, 4/11/18

2B: 1, 2X, LAST VS. COE COLLEGE, 4/11/18

3B: 1 vs. COE COLLEGE, 4/11/18

HR: 2 vs. COE COLLEGE, 4/11/18

RBI: 6 vs. COE COLLEGE, 4/11/18

BB: 1, 2X, LAST AT ILLINOIS, 3/31/18

SB: 2 vs. OAKLAND, 2/17/18

SEASON HIGHLIGHTS

- Has started 24 games... 23 at third base and one as the designated hitter... hitting .295 (28-of-95) with nine runs and 22 RBIs... has hit safely in 18 games and reached safely in 19 contests... has six multi-hit games (four 2-hit, one 3-hit, one 5-hit)... tied for second on the team with 22 RBIs... has 16 RBIs over Iowa's last 11 games
- Became the second Hawkeye in the last decade to hit for the cycle, finishing 5-for-6 with two home runs, six RBIs, and four runs in the 16-1 win over Coe College (4/11)... the five hits tied a single-game school record... the two home runs were the first two of his career... the five hits are tied for a Big Ten high this season
- Was on SportsCenter's Top 10 plays on April 8 after making a spectacular defensive play to his right at third base against Ohio State... the play was No. 8 on the plays of the day... drove in three runs, finishing 2-for-4 with three RBIs in game two victory over Ohio State (4/7)
- Tallied his fourth multi-hit game in the series finale at No. 22 Illinois, finishing 2-for-4 with two RBIs... had the game-tying two-run single in the sixth inning... had a game-tying, eighth-inning, pinch-hit RBI single against Bradley (3/28)... had a career-high three RBIs in Iowa's midweek win over Cornell (2/27), finishing 1-for-3 in the contest
- Had a pair of multi-hit games at the Diamond 9 Sunshine State Classic... went 3-for-4 with a run scored vs. Toledo (2/16) in his first game as a Hawkeye, including singling and scoring the game-winning run in the bottom of the ninth inning... went 2-for-5 with a run scored against Old Dominion (2/18)... had two steals vs. Oakland (2/17)
- Hit .364 (8-of-22) during Iowa's silver medal run at World University Games in Taiwan with hits in five of six games
- Junior college transfer from Kirkwood Community College, where he was an all-region selection as a freshman... hit .347 with 21 extra base hits and 45 RBIs

CAREER STATS

| YEAR | AVG. | G-GS | AB | R | H | 2B | 3B | HR | RBIS | BB | HBP | SO | SB-A |
|--------|------|-------|----|---|----|----|----|----|------|----|-----|----|------|
| 2018 | .295 | 28-24 | 95 | 9 | 28 | 2 | 1 | 2 | 22 | 2 | 3 | 22 | 4-6 |
| TOTALS | .295 | 28-24 | 95 | 9 | 28 | 2 | 1 | 2 | 22 | 2 | 3 | 22 | 4-6 |



2 ZACH DANIELS

Jr. • RHP • 5-11 • 160
Robins, Iowa • Cedar Rapids Kennedy HS



2018 GAME-BY-GAME STATS

#2 Daniels, Zach - 13 appearances (All games)

| Date | Opponent | GS | IP | H | R | ER | BB | SO | 2B | 3B | HR | WP | BK | HBP | IBB | Score | W-L | Sv | ERA | NP |
|--------|-------------------|----|------|----|---|----|----|----|----|----|----|----|----|-----|-----|-------|-----|----|------|----|
| Feb 16 | vs Toledo | | 2.0 | 1 | 0 | 0 | 3 | 3 | 0 | 0 | 0 | 0 | 0 | 0 | 0 | 4-3 | 0-0 | 0 | 0.00 | 44 |
| Feb 18 | vs Old Dominion | | 2.0 | 0 | 0 | 0 | 0 | 1 | 0 | 0 | 0 | 0 | 0 | 0 | 0 | 4-1 | 0-0 | 1 | 0.00 | 15 |
| Feb 23 | vs Virginia Tech | | 3.0 | 1 | 0 | 0 | 1 | 4 | 0 | 0 | 0 | 0 | 0 | 0 | 0 | 2-1 | 1-0 | 1 | 0.00 | 39 |
| Mar 02 | at UAB | | 1.2 | 1 | 0 | 0 | 0 | 1 | 0 | 0 | 0 | 0 | 0 | 0 | 0 | 4-1 | 1-0 | 2 | 0.00 | 14 |
| Mar 11 | at UNLV | | 1.1 | 4 | 5 | 2 | 0 | 2 | 0 | 0 | 1 | 1 | 1 | 0 | 0 | 3-13 | 1-1 | 2 | 1.80 | 32 |
| Mar 18 | EVANSVILLE | | 3.1 | 2 | 1 | 1 | 1 | 5 | 0 | 1 | 0 | 0 | 0 | 1 | 0 | 4-3 | 2-1 | 2 | 2.03 | 48 |
| Mar 23 | INDIANA-2 | | 2.0 | 1 | 1 | 1 | 1 | 1 | 0 | 0 | 0 | 0 | 0 | 1 | 0 | 5-1 | 2-1 | 2 | 2.35 | 31 |
| Mar 28 | BRADLEY | | 2.0 | 0 | 0 | 0 | 1 | 3 | 0 | 0 | 0 | 1 | 0 | 1 | 0 | 13-9 | 3-1 | 2 | 2.08 | 35 |
| Mar 30 | at Illinois | | 1.2 | 0 | 0 | 0 | 2 | 2 | 0 | 0 | 0 | 0 | 0 | 0 | 0 | 8-5 | 3-1 | 2 | 1.89 | - |
| Apr 01 | at Illinois | | 1.0 | 2 | 0 | 0 | 2 | 0 | 0 | 0 | 0 | 0 | 0 | 0 | 0 | 4-2 | 3-1 | 2 | 1.80 | 31 |
| Apr 08 | OHIO STATE | | 3.0 | 1 | 0 | 0 | 1 | 3 | 0 | 0 | 0 | 2 | 0 | 0 | 0 | 2-1 | 4-1 | 2 | 1.57 | 43 |
| Apr 13 | at Nebraska-1 | | 2.0 | 2 | 0 | 0 | 1 | 2 | 1 | 0 | 0 | 0 | 0 | 0 | 0 | 7-1 | 4-1 | 2 | 1.44 | 23 |
| Apr 17 | NORTHERN ILLINOIS | | 1.0 | 0 | 0 | 0 | 0 | 0 | 0 | 0 | 0 | 0 | 0 | 0 | 0 | 2-0 | 4-1 | 3 | 1.38 | 8 |
| Totals | | 0 | 26.0 | 15 | 7 | 4 | 13 | 27 | 1 | 1 | 1 | 4 | 1 | 3 | 0 | 62-41 | 4-1 | 3 | 1.38 | - |

CAREER-HIGHS

AB: 4, 9X, LAST VS. MINNESOTA, 5/25/16

H: 3 vs. SAVANNAH STATE, 5/13/16

R: 2, 4X, vs. MARYLAND, 5/28/16

2B: 1, 2X, LAST AT MINNESOTA, 4/1/16

3B: N/A

HR: N/A

RBI: 4 vs. NORTHWESTERN COLLEGE, 3/8/16

BB: 3 vs. MARYLAND, 5/28/16

SB: 1, 6X, LAST VS. AT WESTERN ILLINOIS, 5/17/16

PITCHING

IP: 4.2 vs. OHIO STATE, 5/14/17

H: 5, 2X, LAST AT ILLINOIS, 5/19/17

R: 5 at UNLV, 3/11/18

ER: 4 at SOUTH FLORIDA, 2/17/17

SO: 8 vs. OHIO STATE, 5/14/17

BB: 3, 2X, LAST VS. TOLEDO, 2/16/18

SEASON HIGHLIGHTS

- Is 4-1 with a 1.38 ERA in 13 appearances with three saves... has 27 strikeouts over 26 innings... has allowed one or fewer hits in nine of his 13 appearances and zero runs in 10 of 13 appearances
- Three saves are tied for seventh in the Big Ten
- Notched his third save, getting the final three outs to complete Iowa's 2-0 shutout victory over Northern Illinois (4/17)... earned his fourth victory, allowing one hit over three shutout innings against Ohio State (4/8), fanning three... got the final out just before a winter snow storm hit Iowa City
- Tossed 2 2/3 shutout innings in games one and three in the road series win at No. 22 Illinois... recorded his third win, tossing two shutout inning against Bradley (3/28)...notched his second win, pitching a season-high 3.1 innings against Evansville (3/18)... allowed one run on two hits and fanned a season-high five batters... got the final five outs to record his second save at UAB (3/2)... notched his first save of the season in the 4-1 win over Old Dominion (2/18)... recorded his first win against Virginia Tech (2/23), logging a season-high three innings, surrendering one hit and fanning four
- Named to Big Ten Preseason Honors List... named the 47th-best reliever in college baseball by D1Baseball.com
- Expected to serve as Iowa's closer... went 7-3 with a 3.22 ERA in 24 appearances as a sophomore with 55 strikeouts in 50 1/3 innings
- D1Baseball.com says Daniels is a candidate to be a top-10 round selection in 2018 MLB Draft.

CAREER STATS

| YEAR | ERA | W-L | APP | GS | CG | SHO | SV | IP | H | R | ER | BB | SO |
|--------|------|------|-----|----|----|-----|----|------|----|----|----|----|----|
| 2016 | 1.50 | 1-1 | 16 | 0 | 0 | 0/1 | 5 | 18.0 | 14 | 3 | 3 | 4 | 15 |
| 2017 | 3.22 | 7-3 | 24 | 0 | 0 | 0/1 | 1 | 50.1 | 55 | 23 | 18 | 25 | 55 |
| 2018 | 1.38 | 4-1 | 13 | 0 | 0 | 0/1 | 3 | 26.0 | 15 | 7 | 4 | 13 | 27 |
| TOTALS | 2.39 | 12-5 | 53 | 0 | 0 | 0/3 | 9 | 94.1 | 84 | 33 | 25 | 42 | 97 |

Instagram: [UIBaseball](#)



Twitter: [@UIBaseball](#)



Facebook: [iowabaseball](#)

3 MATT HOEG

Sr. • IF • 6-1 • 200
Waukee, Iowa • Iowa Western CC • Waukee HS



2018 GAME-BY-GAME STATS

#3 Hoeg, Matt - 33 games (All games)

| Date | Opponent | Pos | AB | R | H | RBI | 2B | 3B | HR | BB | SB | CS | HBP | SAC | SF | GDP | K | PO | A | E | Avg | |
|--------|-------------------|--------|------|----|----|-----|----|----|----|----|----|----|-----|-----|----|-----|---|----|-----|----|------|------|
| Feb 16 | vs Toledo | *1b | 3 | 1 | 2 | 0 | 0 | 0 | 0 | 1 | 0 | 0 | 0 | 0 | 0 | 0 | 0 | 8 | 0 | 0 | .667 | |
| Feb 17 | vs Oakland | *of | 2 | 1 | 1 | 0 | 0 | 0 | 0 | 1 | 1 | 0 | 1 | 0 | 0 | 0 | 1 | 4 | 0 | 0 | .600 | |
| Feb 18 | vs Old Dominion | *1b | 3 | 1 | 2 | 1 | 0 | 0 | 0 | 0 | 0 | 0 | 0 | 0 | 0 | 0 | 0 | 5 | 1 | 0 | .625 | |
| Feb 23 | vs Virginia Tech | *1b | 4 | 0 | 0 | 0 | 0 | 0 | 0 | 0 | 0 | 0 | 0 | 0 | 0 | 0 | 2 | 6 | 1 | 0 | .417 | |
| Feb 24 | vs Ball St. | *1b | 4 | 0 | 1 | 0 | 0 | 0 | 0 | 0 | 0 | 0 | 0 | 0 | 0 | 0 | 3 | 3 | 1 | 0 | .375 | |
| Feb 25 | at New Orleans | *3b | 4 | 0 | 0 | 0 | 0 | 0 | 0 | 1 | 0 | 0 | 0 | 0 | 0 | 0 | 1 | 4 | 1 | 0 | .300 | |
| Feb 27 | CORNELL COLLEGE | *1b | 1 | 1 | 0 | 0 | 0 | 0 | 0 | 1 | 0 | 0 | 0 | 0 | 0 | 0 | 0 | 7 | 0 | 0 | .286 | |
| Mar 02 | at UAB | *1b | 3 | 0 | 1 | 0 | 0 | 0 | 0 | 1 | 0 | 0 | 0 | 0 | 0 | 0 | 1 | 11 | 0 | 0 | .292 | |
| Mar 03 | at UAB | *1b | 2 | 2 | 1 | 0 | 0 | 0 | 3 | 1 | 0 | 0 | 0 | 0 | 0 | 0 | 0 | 7 | 0 | 0 | .308 | |
| Mar 04 | at UAB | *1b | 3 | 0 | 0 | 0 | 0 | 0 | 0 | 0 | 0 | 0 | 0 | 0 | 0 | 0 | 2 | 10 | 0 | 0 | .276 | |
| Mar 09 | at UNLV | *1b | 4 | 0 | 1 | 0 | 0 | 0 | 0 | 0 | 0 | 0 | 0 | 0 | 0 | 0 | 1 | 4 | 0 | 0 | .273 | |
| Mar 10 | at UNLV | *1b | 3 | 0 | 0 | 0 | 0 | 0 | 0 | 0 | 0 | 0 | 0 | 0 | 0 | 0 | 0 | 4 | 1 | 0 | .250 | |
| Mar 11 | at UNLV | *1b | 4 | 0 | 2 | 0 | 0 | 0 | 0 | 0 | 0 | 0 | 0 | 0 | 0 | 0 | 1 | 9 | 2 | 0 | .275 | |
| Mar 14 | vs Missouri State | *3b | 5 | 1 | 1 | 1 | 0 | 0 | 1 | 0 | 0 | 0 | 0 | 0 | 0 | 0 | 2 | 0 | 1 | 0 | .267 | |
| Mar 17 | EVANSVILLE-1 | *3b/1b | 3 | 1 | 1 | 2 | 0 | 0 | 0 | 0 | 0 | 0 | 0 | 0 | 1 | 0 | 0 | 3 | 2 | 0 | .271 | |
| Mar 17 | EVANSVILLE-2 | *3b/1b | 4 | 0 | 2 | 1 | 0 | 0 | 0 | 0 | 0 | 0 | 0 | 0 | 0 | 0 | 1 | 2 | 1 | 1 | .288 | |
| Mar 18 | EVANSVILLE | *3b/1b | 4 | 0 | 1 | 0 | 0 | 0 | 0 | 0 | 0 | 0 | 0 | 0 | 0 | 0 | 1 | 3 | 2 | 0 | .286 | |
| Mar 20 | SAINT LOUIS | *3b | 5 | 1 | 2 | 1 | 0 | 0 | 0 | 0 | 0 | 0 | 0 | 0 | 0 | 0 | 1 | 0 | 0 | 0 | .295 | |
| Mar 21 | LORAS COLLEGE | *1b/3b | 3 | 0 | 1 | 3 | 1 | 0 | 0 | 1 | 0 | 0 | 0 | 0 | 0 | 0 | 0 | 8 | 0 | 0 | .297 | |
| Mar 23 | INDIANA-1 | *3b | 4 | 0 | 0 | 0 | 0 | 0 | 0 | 0 | 0 | 0 | 0 | 0 | 0 | 0 | 2 | 0 | 4 | 0 | .279 | |
| Mar 23 | INDIANA-2 | *3b | 4 | 0 | 1 | 1 | 0 | 0 | 0 | 0 | 0 | 0 | 0 | 0 | 0 | 1 | 1 | 1 | 1 | 0 | .278 | |
| Mar 28 | BRADLEY | *3b | 4 | 0 | 0 | 0 | 0 | 0 | 0 | 0 | 0 | 0 | 1 | 0 | 0 | 0 | 4 | 0 | 3 | 0 | .263 | |
| Mar 30 | at Illinois | *3b | 5 | 0 | 0 | 1 | 0 | 0 | 0 | 0 | 0 | 0 | 0 | 0 | 0 | 0 | 0 | 1 | 1 | 0 | .247 | |
| Mar 31 | at Illinois | *1b | 3 | 0 | 1 | 1 | 0 | 0 | 0 | 0 | 0 | 0 | 0 | 0 | 0 | 0 | 0 | 3 | 1 | 0 | .250 | |
| Apr 01 | at Illinois | 3b | 0 | 0 | 0 | 0 | 0 | 0 | 0 | 0 | 0 | 0 | 0 | 0 | 0 | 0 | 0 | 0 | 0 | 0 | .250 | |
| Apr 04 | GRAND VIEW | 1b | 0 | 0 | 0 | 0 | 0 | 0 | 0 | 0 | 0 | 0 | 0 | 0 | 0 | 0 | 0 | 1 | 0 | 0 | .250 | |
| Apr 07 | OHIO STATE-1 | *1b | 3 | 0 | 0 | 0 | 0 | 0 | 0 | 0 | 0 | 0 | 0 | 0 | 0 | 0 | 0 | 2 | 8 | 1 | .241 | |
| Apr 07 | OHIO STATE-2 | 1b | 0 | 0 | 0 | 0 | 0 | 0 | 0 | 0 | 0 | 0 | 0 | 0 | 0 | 0 | 0 | 2 | 0 | 0 | .241 | |
| Apr 08 | OHIO STATE | 1b | 1 | 0 | 0 | 0 | 0 | 0 | 0 | 0 | 0 | 0 | 0 | 0 | 0 | 0 | 0 | 5 | 0 | 0 | .239 | |
| Apr 11 | COE COLLEGE | 1b | 2 | 2 | 1 | 1 | 1 | 0 | 0 | 1 | 0 | 0 | 0 | 0 | 0 | 0 | 0 | 6 | 0 | 0 | .244 | |
| Apr 13 | at Nebraska-1 | 1b | 2 | 0 | 0 | 0 | 0 | 0 | 0 | 1 | 0 | 0 | 0 | 0 | 0 | 0 | 2 | 9 | 0 | 0 | .239 | |
| Apr 13 | at Nebraska-2 | *1b | 1 | 0 | 0 | 0 | 0 | 0 | 0 | 1 | 0 | 0 | 0 | 0 | 0 | 0 | 0 | 9 | 0 | 0 | .237 | |
| Apr 17 | NORTHERN ILLINOIS | 1b | 0 | 0 | 0 | 0 | 0 | 0 | 0 | 0 | 0 | 0 | 0 | 0 | 0 | 0 | 0 | 2 | 1 | 0 | .237 | |
| Totals | | | 26gs | 93 | 11 | 22 | 13 | 2 | 0 | 1 | 12 | 2 | 1 | 1 | 0 | 2 | 1 | 28 | 142 | 28 | 2 | .237 |

On base pct. .324 • Slugging pct. .290

CAREER HIGHS

AB: 5, 7X, LAST AT ILLINOIS, 3/30/18

H: 4 AT ILLINOIS, 5/19/17

R: 4 AT ILLINOIS, 5/19/17

2B: 2, 3X, LAST AT ILLINOIS, 5/19/17

3B: 1 VS. LORAS COLLEGE, 2/22/17

HR: 1, 6X, LAST VS. MISSOURI STATE, 3/14/18

RBI: 4 VS. RUTGERS, 4/21/17

BB: 3 AT UAB, 3/3/18

SB: 1, 5X, LAST AT UAB, 3/3/18

SEASON HIGHLIGHTS

- Iowa's utility player... has started 26 games -- 15 games at first base, 10 at third base, and one in left field... hitting .237 with 11 runs and 13 RBIs... has hit safely in 17 games and reached safely in 21 contests... has five multi-hit contests -- all two-hit games... had a season-high seven game hitting streak from March 11-21
- Had a bases-clearing, game-tying three-run double in the eighth inning in Iowa's 6-4 come-from-behind victory over Loras College (3/21)... hit his first home run of the season, connecting on a leadoff blast against Missouri State (3/14)... was 1-for-2 with two runs and a career-high three walks in a game two win at UAB (3/3)... had a pair of two-hit games at the Diamond 9 Sunshine State Classic... scored the game-tying run in the walk-off victory over Toledo
- Hit .277 with 38 RBIs and 32 runs as a junior... had 16 doubles, one triple, and five home runs... tied for third in the Big Ten in doubles (16)... finished tied for 11th in Big Ten play with 22 RBIs... started 56 games... 55 at third base and one as designated hitter... hit safely in 36 games with 15 multi-hit contests -- 14 two-hit, one four-hit games (5/27), and 1-for-2 with a two-run double in the title game against Northwestern (5/28).
- Junior-college All-American at Iowa Western Community College

CAREER STATS

| YEAR | AVG. | G-GS | AB | R | H | 2B | 3B | HR | RBIS | BB | HBP | SO | SB-A |
|--------|------|-------|-----|----|----|----|----|----|------|----|-----|----|------|
| 2017 | .277 | 60-56 | 195 | 32 | 54 | 16 | 1 | 5 | 38 | 24 | 3 | 54 | 3-7 |
| 2018 | .237 | 33-26 | 93 | 11 | 22 | 2 | 0 | 1 | 13 | 12 | 1 | 28 | 2-3 |
| TOTALS | .264 | 93-82 | 288 | 43 | 76 | 18 | 1 | 6 | 51 | 36 | 4 | 82 | 5-10 |



4 MITCHELL BOE

Jr. • IF • 5-10 • 175
Naperville, Ill. • Joilet Catholic HS



2018 GAME-BY-GAME STATS

#4 Boe, Mitchell - 31 games (All games)

| Date | Opponent | Pos | AB | R | H | RBI | 2B | 3B | HR | BB | SB | CS | HBP | SAC | SF | GDP | K | PO | A | E | Avg | |
|--------|-------------------|-----|----|----|----|-----|----|----|----|----|----|----|-----|-----|----|-----|----|----|----|---|------|------|
| Feb 16 | vs Toledo | *2b | 4 | 0 | 1 | 0 | 0 | 0 | 0 | 0 | 0 | 0 | 0 | 0 | 0 | 0 | 1 | 1 | 2 | 0 | .250 | |
| Feb 17 | vs Oakland | *2b | 4 | 0 | 1 | 2 | 1 | 0 | 0 | 0 | 0 | 0 | 0 | 0 | 0 | 0 | 0 | 1 | 1 | 3 | 0 | .250 |
| Feb 18 | vs Old Dominion | *2b | 4 | 0 | 1 | 2 | 1 | 0 | 0 | 0 | 0 | 0 | 0 | 0 | 0 | 0 | 0 | 1 | 3 | 1 | 0 | .250 |
| Feb 23 | vs Virginia Tech | *2b | 3 | 0 | 0 | 0 | 0 | 0 | 0 | 0 | 0 | 0 | 0 | 0 | 0 | 0 | 1 | 1 | 2 | 0 | .200 | |
| Feb 25 | at New Orleans | *2b | 4 | 2 | 2 | 0 | 0 | 0 | 1 | 1 | 0 | 0 | 0 | 0 | 0 | 0 | 0 | 1 | 5 | 0 | .263 | |
| Feb 27 | CORNELL COLLEGE | *2b | 1 | 1 | 0 | 0 | 0 | 0 | 0 | 1 | 0 | 0 | 0 | 0 | 0 | 0 | 1 | 0 | 0 | 0 | .250 | |
| Mar 02 | at UAB | *2b | 2 | 1 | 0 | 0 | 0 | 0 | 0 | 1 | 0 | 0 | 0 | 1 | 0 | 0 | 2 | 1 | 5 | 0 | .227 | |
| Mar 03 | at UAB | *2b | 3 | 2 | 2 | 0 | 0 | 0 | 0 | 1 | 0 | 0 | 0 | 1 | 0 | 0 | 1 | 2 | 1 | 0 | .280 | |
| Mar 04 | at UAB | *2b | 2 | 0 | 0 | 0 | 0 | 0 | 0 | 0 | 0 | 0 | 0 | 0 | 0 | 0 | 1 | 1 | 3 | 0 | .259 | |
| Mar 09 | at UNLV | *2b | 2 | 0 | 0 | 0 | 0 | 0 | 0 | 1 | 0 | 0 | 0 | 0 | 0 | 0 | 0 | 0 | 2 | 0 | .241 | |
| Mar 11 | at UNLV | *2b | 3 | 1 | 2 | 0 | 1 | 0 | 0 | 0 | 0 | 0 | 0 | 0 | 0 | 1 | 0 | 4 | 3 | 0 | .281 | |
| Mar 14 | vs Missouri State | *2b | 4 | 0 | 1 | 0 | 0 | 0 | 0 | 0 | 0 | 0 | 0 | 0 | 0 | 0 | 0 | 0 | 3 | 0 | .278 | |
| Mar 17 | EVANSVILLE-1 | *2b | 4 | 0 | 1 | 0 | 0 | 0 | 0 | 0 | 0 | 0 | 0 | 0 | 0 | 0 | 0 | 2 | 3 | 0 | .275 | |
| Mar 17 | EVANSVILLE-2 | *2b | 4 | 0 | 1 | 0 | 1 | 0 | 0 | 0 | 0 | 0 | 0 | 0 | 0 | 1 | 1 | 1 | 2 | 0 | .273 | |
| Mar 18 | EVANSVILLE | *2b | 4 | 0 | 0 | 0 | 0 | 0 | 0 | 0 | 0 | 0 | 0 | 0 | 0 | 0 | 2 | 4 | 1 | 0 | .250 | |
| Mar 20 | SAINT LOUIS | *2b | 3 | 0 | 0 | 0 | 0 | 0 | 0 | 0 | 0 | 0 | 0 | 0 | 0 | 0 | 0 | 4 | 2 | 0 | .235 | |
| Mar 21 | LORAS COLLEGE | *2b | 0 | 0 | 0 | 0 | 0 | 0 | 0 | 0 | 0 | 0 | 0 | 0 | 0 | 0 | 0 | 0 | 0 | 0 | .235 | |
| Mar 23 | INDIANA-1 | *2b | 1 | 0 | 0 | 1 | 0 | 0 | 0 | 0 | 0 | 0 | 0 | 1 | 0 | 0 | 0 | 3 | 4 | 0 | .231 | |
| Mar 23 | INDIANA-2 | *2b | 3 | 0 | 0 | 0 | 0 | 0 | 0 | 1 | 0 | 0 | 0 | 0 | 0 | 0 | 2 | 1 | 2 | 0 | .218 | |
| Mar 28 | BRADLEY | *2b | 3 | 2 | 2 | 1 | 1 | 0 | 0 | 1 | 0 | 0 | 0 | 1 | 0 | 0 | 0 | 3 | 2 | 0 | .241 | |
| Mar 30 | at Illinois | *2b | 4 | 1 | 1 | 0 | 0 | 0 | 0 | 0 | 0 | 0 | 0 | 0 | 0 | 0 | 1 | 2 | 2 | 1 | .242 | |
| Mar 31 | at Illinois | *2b | 1 | 0 | 0 | 0 | 0 | 0 | 0 | 0 | 0 | 0 | 0 | 0 | 0 | 0 | 1 | 0 | 0 | 0 | .238 | |
| Apr 01 | at Illinois | *2b | 4 | 0 | 2 | 0 | 0 | 0 | 0 | 0 | 1 | 0 | 0 | 0 | 0 | 1 | 1 | 1 | 3 | 0 | .254 | |
| Apr 04 | GRAND VIEW | *2b | 2 | 0 | 0 | 0 | 0 | 0 | 0 | 1 | 0 | 0 | 0 | 0 | 0 | 0 | 1 | 3 | 1 | 0 | .246 | |
| Apr 07 | OHIO STATE-1 | *2b | 4 | 0 | 2 | 0 | 0 | 0 | 0 | 0 | 0 | 0 | 0 | 0 | 0 | 0 | 0 | 0 | 1 | 0 | .260 | |
| Apr 07 | OHIO STATE-2 | *2b | 3 | 1 | 1 | 1 | 1 | 0 | 0 | 1 | 0 | 0 | 0 | 0 | 0 | 0 | 1 | 2 | 3 | 1 | .263 | |
| Apr 08 | OHIO STATE | *2b | 4 | 0 | 0 | 0 | 0 | 0 | 0 | 0 | 0 | 0 | 0 | 0 | 0 | 0 | 0 | 2 | 4 | 0 | .250 | |
| Apr 11 | COE COLLEGE | *2b | 2 | 1 | 1 | 2 | 1 | 0 | 0 | 0 | 0 | 0 | 0 | 0 | 1 | 0 | 0 | 0 | 1 | 0 | .256 | |
| Apr 13 | at Nebraska-1 | *2b | 3 | 1 | 2 | 3 | 1 | 0 | 0 | 1 | 0 | 0 | 0 | 0 | 0 | 0 | 0 | 3 | 5 | 0 | .271 | |
| Apr 13 | at Nebraska-2 | *2b | 3 | 0 | 0 | 0 | 0 | 0 | 0 | 0 | 0 | 0 | 0 | 0 | 0 | 1 | 0 | 1 | 3 | 0 | .261 | |
| Apr 17 | NORTHERN ILLINOIS | *2b | 3 | 1 | 1 | 0 | 0 | 0 | 0 | 0 | 0 | 0 | 0 | 0 | 0 | 0 | 0 | 1 | 3 | 1 | .264 | |
| Totals | | | 91 | 14 | 24 | 12 | 8 | 0 | 0 | 10 | 2 | 0 | 0 | 3 | 1 | 5 | 18 | 48 | 71 | 4 | .264 | |

On base pct. .333 • Slugging pct. .352

CAREER-HIGHS

AB: 5, 4X, LAST VS. NORTHWESTERN, 5/28/17

H: 3 AT OHIO STATE, 5/7/16

R: 3, 2X, LAST AT OHIO STATE, 5/7/16

2B: 1, 19X, LAST AT NEBRASKA, 4/13/18

3B: 1, 2X, LAST VS. PENN STATE, 4/28/17

HR: --

RBI: 3, 3X, LAST AT NEBRASKA, 4/13/18

BB: 4 VS. AIR FORCE, 4/13/16

SB: 1, 9X, LAST AT ILLINOIS, 4/1/18

SEASON HIGHLIGHTS

- Iowa's starting second baseman... started 30 games at second base... hitting .264 with 12 RBIs, eight doubles, and 14 runs scored... has hit safely in 17 games and reached safely in 22 contests... has even multi-hit games -- all two-hit contests
- Didn't commit an error the first 19 games... part of Iowa's prolific double play tandem that leads the Big Ten in the category
- Finished 2-for-3 and tied a career-high with three RBIs in Iowa's series opening win at Nebraska (4/13)... went 2-for-4 in the series opener against Ohio State (4/7)... went 2-for-3 with two runs and an RBI in come-from-behind victory over Bradley (3/28)
- Two-year starter at second base... was part of Iowa's most potent double-play combination in school history with Mason McCoy... ranked second nationally and broke the Iowa school record.
- Started 59 games -- all at second base... hit .244 with 29 runs and 26 RBIs... had 23 walks.

CAREER STATS

| YEAR | AVG. | G-GS | AB | R | H | 2B | 3B | HR | RBIS | BB | HBP | SO | SB-A |
|--------|------|---------|-----|----|----|----|----|----|------|----|-----|----|------|
| 2016 | .190 | 33-18 | 58 | 12 | 11 | 1 | 0 | 0 | 4 | 13 | 0 | 13 | 2-2 |
| 2017 | .244 | 61-59 | 197 | 29 | 48 | 10 | 2 | 0 | 26 | 23 | 1 | 28 | 5-7 |
| 2018 | .264 | 31-30 | 91 | 14 | 24 | 8 | 0 | 0 | 12 | 10 | 0 | 18 | 2-2 |
| TOTALS | .240 | 125-107 | 346 | 55 | 83 | 19 | 2 | 0 | 42 | 46 | 1 | 59 | 9-11 |

Instagram: [UIBaseball](#)



Twitter: [@UIBaseball](#)




Facebook: [iowabaseball](#)

5 TYLER CROPLEY

Sr. • C • 5-11 • 185

McCook Lake, S.D. • Iowa Western CC • Bishop Heelan HS



2018 GAME-BY-GAME STATS

#5 Croyley, Tyler - 33 games (All games)

| Date | Opponent | Pos | AB | R | H | RBI | 2B | 3B | HR | BB | SB | CS | HBP | SAC | SF | GDP | K | PO | A | E | Avg | |
|--------|-------------------|-------|------|-----|----|-----|----|----|----|----|----|----|-----|-----|----|-----|---|----|-----|----|------|------|
| Feb 16 | vs Toledo | *c | 3 | 0 | 1 | 1 | 0 | 0 | 0 | 1 | 0 | 0 | 0 | 0 | 0 | 0 | 1 | 12 | 1 | 0 | .333 | |
| Feb 17 | vs Oakland | *c | 5 | 1 | 2 | 2 | 0 | 0 | 1 | 0 | 1 | 0 | 0 | 0 | 0 | 0 | 2 | 7 | 1 | 0 | .375 | |
| Feb 18 | vs Old Dominion | *c | 4 | 0 | 1 | 0 | 0 | 0 | 0 | 1 | 0 | 0 | 0 | 0 | 0 | 0 | 0 | 10 | 0 | 0 | .333 | |
| Feb 23 | vs Virginia Tech | *c | 3 | 0 | 0 | 0 | 0 | 0 | 0 | 1 | 0 | 0 | 0 | 0 | 0 | 1 | 2 | 11 | 1 | 0 | .267 | |
| Feb 24 | vs Ball St. | *c | 4 | 0 | 1 | 1 | 0 | 0 | 0 | 0 | 0 | 0 | 0 | 0 | 0 | 0 | 1 | 11 | 0 | 0 | .263 | |
| Feb 25 | at New Orleans | *c | 4 | 0 | 2 | 3 | 1 | 0 | 0 | 2 | 0 | 1 | 0 | 0 | 0 | 0 | 0 | 7 | 0 | 1 | .304 | |
| Feb 27 | CORNELL COLLEGE | *dh | 3 | 1 | 1 | 2 | 1 | 0 | 0 | 0 | 0 | 0 | 0 | 0 | 0 | 0 | 1 | 0 | 0 | 0 | .308 | |
| Mar 02 | at UAB | *c | 4 | 0 | 0 | 0 | 0 | 0 | 0 | 0 | 0 | 0 | 0 | 0 | 0 | 0 | 0 | 7 | 0 | 0 | .267 | |
| Mar 03 | at UAB | *c | 4 | 1 | 2 | 3 | 1 | 0 | 0 | 1 | 0 | 0 | 1 | 0 | 0 | 0 | 0 | 13 | 0 | 0 | .294 | |
| Mar 04 | at UAB | *c | 3 | 0 | 2 | 0 | 0 | 0 | 0 | 0 | 0 | 0 | 1 | 0 | 0 | 0 | 0 | 6 | 1 | 0 | .324 | |
| Mar 09 | at UNLV | *c | 2 | 0 | 1 | 0 | 0 | 0 | 0 | 2 | 0 | 0 | 0 | 0 | 0 | 0 | 0 | 8 | 0 | 0 | .333 | |
| Mar 10 | at UNLV | *c | 3 | 1 | 0 | 0 | 0 | 0 | 0 | 0 | 0 | 0 | 0 | 0 | 0 | 0 | 1 | 5 | 0 | 0 | .310 | |
| Mar 11 | at UNLV | *of | 4 | 0 | 1 | 1 | 0 | 0 | 0 | 0 | 0 | 0 | 0 | 0 | 0 | 1 | 0 | 4 | 0 | 0 | .304 | |
| Mar 14 | vs Missouri State | *c | 4 | 1 | 1 | 0 | 0 | 0 | 0 | 0 | 0 | 0 | 0 | 0 | 0 | 0 | 1 | 13 | 0 | 0 | .300 | |
| Mar 17 | EVANSVILLE-1 | *c/of | 5 | 1 | 1 | 0 | 0 | 0 | 0 | 0 | 0 | 0 | 0 | 0 | 0 | 0 | 1 | 5 | 0 | 0 | .291 | |
| Mar 17 | EVANSVILLE-2 | *c/of | 2 | 1 | 0 | 1 | 0 | 0 | 0 | 1 | 0 | 0 | 1 | 0 | 1 | 0 | 0 | 6 | 0 | 0 | .281 | |
| Mar 18 | EVANSVILLE | *of/c | 3 | 0 | 2 | 1 | 1 | 0 | 0 | 1 | 0 | 0 | 0 | 0 | 0 | 0 | 0 | 1 | 1 | 0 | .300 | |
| Mar 20 | SAINT LOUIS | *of/c | 5 | 1 | 2 | 0 | 1 | 0 | 0 | 0 | 0 | 0 | 0 | 0 | 0 | 0 | 0 | 2 | 1 | 0 | .308 | |
| Mar 21 | LORAS COLLEGE | *of/c | 3 | 1 | 1 | 0 | 0 | 0 | 0 | 0 | 0 | 1 | 1 | 0 | 0 | 0 | 0 | 1 | 0 | 0 | .309 | |
| Mar 23 | INDIANA-1 | *c | 4 | 0 | 2 | 0 | 0 | 0 | 0 | 0 | 0 | 0 | 0 | 0 | 0 | 0 | 2 | 9 | 1 | 0 | .319 | |
| Mar 23 | INDIANA-2 | *c | 4 | 2 | 3 | 2 | 1 | 0 | 1 | 1 | 0 | 0 | 0 | 0 | 0 | 0 | 0 | 12 | 0 | 0 | .342 | |
| Mar 28 | BRADLEY | *c/of | 5 | 2 | 3 | 5 | 2 | 0 | 1 | 0 | 0 | 0 | 1 | 0 | 0 | 1 | 0 | 4 | 3 | 0 | .358 | |
| Mar 30 | at Illinois | *c | 2 | 1 | 1 | 0 | 1 | 0 | 0 | 2 | 0 | 1 | 1 | 0 | 0 | 0 | 0 | 11 | 1 | 0 | .361 | |
| Mar 31 | at Illinois | *c | 2 | 3 | 1 | 1 | 1 | 0 | 0 | 3 | 0 | 0 | 0 | 0 | 1 | 0 | 0 | 6 | 1 | 0 | .365 | |
| Apr 01 | at Illinois | *c | 5 | 1 | 1 | 1 | 0 | 0 | 0 | 0 | 1 | 0 | 0 | 0 | 0 | 0 | 2 | 7 | 1 | 0 | .356 | |
| Apr 04 | GRAND VIEW | *of/c | 4 | 0 | 1 | 0 | 0 | 0 | 0 | 0 | 0 | 0 | 0 | 0 | 0 | 0 | 0 | 5 | 0 | 0 | .351 | |
| Apr 07 | OHIO STATE-1 | *c | 4 | 0 | 2 | 1 | 0 | 0 | 0 | 0 | 0 | 0 | 0 | 0 | 0 | 1 | 1 | 10 | 2 | 0 | .357 | |
| Apr 07 | OHIO STATE-2 | *c | 3 | 2 | 2 | 0 | 0 | 0 | 0 | 0 | 0 | 0 | 1 | 0 | 0 | 0 | 1 | 10 | 0 | 0 | .366 | |
| Apr 08 | OHIO STATE | *c | 4 | 0 | 0 | 0 | 0 | 0 | 0 | 0 | 0 | 0 | 0 | 0 | 0 | 0 | 1 | 11 | 1 | 0 | .352 | |
| Apr 11 | COE COLLEGE | *of | 5 | 2 | 3 | 2 | 3 | 0 | 0 | 0 | 0 | 0 | 1 | 0 | 0 | 0 | 0 | 2 | 0 | 0 | .364 | |
| Apr 13 | at Nebraska-1 | *c | 3 | 0 | 0 | 0 | 0 | 0 | 0 | 1 | 0 | 0 | 1 | 0 | 0 | 0 | 0 | 8 | 0 | 0 | .354 | |
| Apr 13 | at Nebraska-2 | *c | 4 | 1 | 1 | 2 | 0 | 0 | 1 | 0 | 0 | 0 | 0 | 0 | 0 | 0 | 0 | 7 | 0 | 0 | .350 | |
| Apr 17 | NORTHERN ILLINOIS | *of/c | 3 | 0 | 1 | 1 | 0 | 0 | 0 | 0 | 0 | 0 | 0 | 0 | 1 | 0 | 1 | 1 | 0 | 0 | .350 | |
| Totals | | | 33gs | 120 | 23 | 42 | 30 | 13 | 0 | 4 | 17 | 2 | 3 | 9 | 0 | 3 | 4 | 18 | 232 | 16 | 1 | .350 |

On base pct. .456 • Slugging pct. .558

CAREER HIGHS

AB: 6 vs. MINNESOTA, 5/27/17

H: 3, 5X, LAST vs. COE COLLEGE, 4/11/18

R: 3, 2X, LAST AT ILLINOIS, 3/31/18

2B: 3 vs. COE COLLEGE, 4/11/18

3B: 1, 2X, LAST AT HOUSTON, 6/4/17

HR: 2 vs. MINNESOTA, 5/27/17

RBI: 5 vs. BRADLEY, 3/28/18

BB: 3, 2X, LAST AT ILLINOIS, 3/31/18

SB: 2 vs. UNLV, 4/1/17

SEASON HIGHLIGHTS

- Named to the Johnny Bench Award Watch List, an award given to the top catcher in Division I baseball... named to the Big Ten Preseason Honors List... Iowa's starting catcher... has started all 33 games -- 25 behind the plate, five in left field, two in center field, and once as the designated hitter... hitting a team-best .350 with 30 RBIs and 23 runs scored... has hit safely in 27 games and reached safely in 30 contests... has at least one RBI in 17 games and eight games with two or more RBIs
- Ranks in top 14 in Big Ten in eight categories -- third in doubles (13), tied for fourth in hit by pitch (9), seventh in batting average (.350) and on-base percentage (.456), eighth in slugging (.558), tied for ninth in RBIs (30), tied for 10th in total bases (67), and tied for 14th in hits (42)
- Had a career-long 12-game hitting streak from March 18-April 7 and a career-best 16-game reachd base streak from March 11-April 8
- Hit his fourth home run -- a two-run shot -- in game two at Nebraska (4/13)... tied a school record with three doubles against Coe College (4/11), finishing 3-for-5 with two RBIs and two runs... it was the first time since 2004 a Hawkeye has had three doubles
- Hit a walk-off grand slam -- the first walk-off blast of his baseball career -- finishing 3-for-5 with two doubles and a career-high five RBIs in Iowa's 13-9 victory over Bradley (3/28)... went 3-for-4 with a double, home run, and two RBIs in Iowa's 5-1 win over No. 11 Indiana (3/23)
- Went 2-for-4 with three RBIs in Iowa's 8-2 victory at New Orleans (2/25)... hit a two-run home run in Iowa's 8-6 victory over Oakland (2/17)... finished 2-for-5 with two RBIs
- Second-team All-Big Ten selection at catcher as a junior... started 59 games -- 56 behind the plate and three in left field... had 15 multi-hit games (13 two-hit, two three-hit)... had 13 of his multi-hit games since March 31
- Named to the Big Ten All-Tournament team after hitting a team-best .412 (7-of-17) with three home runs, seven runs, and five RBIs... hit the go-ahead solo home run in the top of the 13th in the semifinal elimination game against Minnesota (5/27)... finished game 2-for-6 with two home runs, two runs, and two RBIs
- Strong defensive catcher... gunned down 19 would-be base stealers in 2017 -- tops in the Big Ten
- Ranked as the 20th best draft prospect in the Big Ten by D1Baseball.com... one of four team captains for the 2018 season
- First-team all-region selection at Iowa Western Community College in 2016

CAREER STATS

| YEAR | AVG. | G-GS | AB | R | H | 2B | 3B | HR | RBIS | BB | HBP | SO | SB-A |
|--------|------|-------|-----|----|----|----|----|----|------|----|-----|----|------|
| 2017 | .268 | 61-59 | 205 | 41 | 55 | 8 | 2 | 9 | 36 | 28 | 6 | 41 | 6-10 |
| 2018 | .350 | 33-33 | 120 | 23 | 42 | 13 | 0 | 4 | 30 | 17 | 9 | 18 | 2-5 |
| TOTALS | .298 | 94-92 | 325 | 94 | 97 | 21 | 2 | 13 | 66 | 45 | 15 | 59 | 8-15 |

Instagram: [UIBaseball](#)



Twitter: [@UIBaseball](#)



Facebook: [iowabaseball](#)

6 JUSTIN JENKINS

So. • OF • 5-10 • 185
Terre Haute, Ind. • Terre Haute South HS



2018 GAME-BY-GAME STATS

#6 Jenkins, Justin - 30 games (All games)

| Date | Opponent | Pos | AB | R | H | RBI | 2B | 3B | HR | BB | SB | CS | HBP | SAC | SF | GDP | K | PO | A | E | Avg | |
|--------|-------------------|-----|------|----|----|-----|----|----|----|----|----|----|-----|-----|----|-----|---|----|----|---|------|------|
| Feb 18 | vs Old Dominion | *of | 4 | 0 | 1 | 0 | 0 | 0 | 0 | 0 | 1 | 0 | 0 | 0 | 0 | 0 | 1 | 2 | 0 | 0 | .250 | |
| Feb 23 | vs Virginia Tech | *of | 2 | 0 | 0 | 0 | 0 | 0 | 0 | 2 | 0 | 0 | 0 | 0 | 0 | 0 | 2 | 2 | 0 | 0 | .167 | |
| Feb 24 | vs Ball St. | *of | 2 | 1 | 1 | 0 | 0 | 0 | 0 | 2 | 0 | 0 | 0 | 0 | 0 | 0 | 1 | 2 | 0 | 0 | .250 | |
| Feb 25 | at New Orleans | *of | 5 | 1 | 2 | 2 | 0 | 0 | 0 | 0 | 0 | 0 | 1 | 0 | 0 | 0 | 1 | 1 | 0 | 0 | .308 | |
| Feb 27 | CORNELL COLLEGE | *of | 5 | 0 | 1 | 3 | 0 | 0 | 0 | 0 | 0 | 0 | 1 | 0 | 0 | 0 | 1 | 1 | 0 | 0 | .278 | |
| Mar 02 | at UAB | *of | 4 | 2 | 1 | 0 | 0 | 0 | 0 | 1 | 0 | 0 | 0 | 0 | 0 | 0 | 1 | 1 | 0 | 0 | .273 | |
| Mar 03 | at UAB | *of | 2 | 2 | 0 | 0 | 0 | 0 | 0 | 2 | 0 | 0 | 0 | 1 | 0 | 0 | 1 | 1 | 0 | 0 | .250 | |
| Mar 04 | at UAB | *of | 3 | 0 | 0 | 0 | 0 | 0 | 0 | 0 | 0 | 0 | 0 | 0 | 0 | 1 | 1 | 3 | 0 | 0 | .222 | |
| Mar 09 | at UNLV | *of | 2 | 0 | 0 | 0 | 0 | 0 | 0 | 0 | 0 | 0 | 0 | 0 | 0 | 0 | 2 | 4 | 0 | 0 | .207 | |
| Mar 11 | at UNLV | ph | 1 | 0 | 0 | 0 | 0 | 0 | 0 | 0 | 0 | 0 | 0 | 0 | 0 | 0 | 1 | 0 | 0 | 0 | .200 | |
| Mar 14 | vs Missouri State | of | 1 | 0 | 1 | 0 | 0 | 0 | 0 | 0 | 0 | 0 | 0 | 0 | 0 | 0 | 0 | 2 | 0 | 0 | .226 | |
| Mar 17 | EVANSVILLE-1 | *of | 3 | 0 | 2 | 2 | 0 | 0 | 0 | 1 | 0 | 0 | 0 | 0 | 0 | 0 | 0 | 1 | 0 | 0 | .265 | |
| Mar 17 | EVANSVILLE-2 | *of | 2 | 0 | 0 | 0 | 0 | 0 | 0 | 0 | 0 | 0 | 0 | 1 | 0 | 0 | 2 | 2 | 0 | 0 | .250 | |
| Mar 18 | EVANSVILLE | of | 0 | 0 | 0 | 0 | 0 | 0 | 0 | 0 | 0 | 0 | 0 | 0 | 0 | 0 | 0 | 1 | 0 | 0 | .250 | |
| Mar 20 | SAINT LOUIS | *of | 5 | 0 | 2 | 0 | 0 | 0 | 0 | 0 | 0 | 0 | 0 | 0 | 0 | 0 | 2 | 7 | 0 | 0 | .268 | |
| Mar 21 | LORAS COLLEGE | of | 1 | 1 | 1 | 0 | 1 | 0 | 0 | 0 | 0 | 0 | 0 | 0 | 0 | 0 | 0 | 0 | 0 | 0 | .286 | |
| Mar 23 | INDIANA-1 | *of | 2 | 1 | 1 | 1 | 0 | 0 | 1 | 1 | 0 | 0 | 0 | 0 | 0 | 0 | 1 | 2 | 0 | 0 | .295 | |
| Mar 23 | INDIANA-2 | *of | 3 | 0 | 0 | 1 | 0 | 0 | 0 | 1 | 0 | 0 | 0 | 0 | 0 | 0 | 0 | 1 | 0 | 0 | .277 | |
| Mar 28 | BRADLEY | *of | 3 | 1 | 0 | 0 | 0 | 0 | 0 | 2 | 0 | 0 | 0 | 0 | 0 | 0 | 1 | 0 | 0 | 0 | .260 | |
| Mar 30 | at Illinois | *of | 3 | 0 | 1 | 1 | 1 | 0 | 0 | 0 | 0 | 0 | 0 | 0 | 1 | 0 | 0 | 2 | 0 | 0 | .264 | |
| Mar 31 | at Illinois | *of | 1 | 0 | 0 | 1 | 0 | 0 | 0 | 0 | 0 | 0 | 1 | 0 | 0 | 0 | 0 | 2 | 0 | 1 | .259 | |
| Apr 01 | at Illinois | *of | 2 | 0 | 1 | 0 | 0 | 0 | 0 | 2 | 0 | 1 | 0 | 0 | 0 | 0 | 0 | 2 | 0 | 0 | .268 | |
| Apr 04 | GRAND VIEW | *of | 4 | 0 | 0 | 0 | 0 | 0 | 0 | 0 | 1 | 0 | 0 | 0 | 0 | 0 | 1 | 0 | 0 | 0 | .250 | |
| Apr 07 | OHIO STATE-1 | *of | 3 | 0 | 2 | 0 | 0 | 0 | 0 | 1 | 0 | 1 | 0 | 0 | 0 | 0 | 0 | 2 | 1 | 1 | .270 | |
| Apr 07 | OHIO STATE-2 | *of | 3 | 1 | 0 | 1 | 0 | 0 | 0 | 1 | 0 | 0 | 0 | 0 | 0 | 0 | 0 | 1 | 4 | 0 | .258 | |
| Apr 08 | OHIO STATE | *of | 4 | 0 | 1 | 0 | 0 | 0 | 0 | 0 | 0 | 0 | 0 | 0 | 0 | 0 | 1 | 1 | 0 | 0 | .257 | |
| Apr 11 | COE COLLEGE | *of | 1 | 2 | 1 | 1 | 1 | 0 | 0 | 3 | 0 | 0 | 0 | 0 | 0 | 0 | 0 | 0 | 0 | 0 | .268 | |
| Apr 13 | at Nebraska-1 | *of | 4 | 2 | 2 | 1 | 2 | 0 | 0 | 1 | 0 | 0 | 0 | 0 | 0 | 0 | 2 | 0 | 0 | 0 | .280 | |
| Apr 13 | at Nebraska-2 | *of | 3 | 0 | 0 | 0 | 0 | 0 | 0 | 0 | 0 | 0 | 0 | 0 | 0 | 0 | 2 | 0 | 0 | 0 | .269 | |
| Apr 17 | NORTHERN ILLINOIS | *of | 4 | 0 | 0 | 0 | 0 | 0 | 0 | 0 | 0 | 0 | 0 | 0 | 0 | 0 | 2 | 1 | 0 | 0 | .256 | |
| Totals | | | 26gs | 82 | 14 | 21 | 14 | 5 | 0 | 1 | 20 | 2 | 2 | 2 | 3 | 1 | 1 | 28 | 46 | 1 | 2 | .256 |

On base pct. .410 • Slugging pct. .354

CAREER-HIGHS

AB: 5, 3X, LAST VS. SAINT LOUIS, 3/20/18

H: 2, 5X, LAST AT NEBRASKA, 4/13/18

R: 2, 5X, LAST AT NEBRASKA, 4/13/18

2B: 2 AT NEBRASKA, 4/13/18

3B: N/A

HR: 1 vs. INDIANA, 3/23/18

RBI: 3 vs. CORNELL COLLEGE, 2/27/18

BB: 3 vs. COE COLLEGE, 4/11/18

SB: 1, 4X, LAST VS. GRAND VIEW, 4/4/18

SEASON HIGHLIGHTS

- Has started 26 games -- all in center field... hitting .256 (21-of-82) with 14 RBIs and 14 runs... has drawn 20 walks -- tied for the 12th-most in the Big Ten... has hit safely in 17 games and reached safely in 23 contests... has four multi-hit games -- all two-hit contests
- Finished 2-for-4 with two doubles, two runs, and an RBI in Iowa's game one victory at Nebraska (4/13)... the two doubles were a career-high... went 1-for-2 with a solo home run -- the first of his career -- against No. 11 Indiana (3/23)... scored two runs in back-to-back games at UAB (3/2-4)... went 2-for-5 with two RBIs in win at New Orleans (2/25) and had a career-high three RBIs in the win over Cornell College (2/27)
- Strong defensive outfielder... appeared in 41 games as a freshman, primarily as a defensive replacement

CAREER STATS

| YEAR | AVG. | G-GS | AB | R | H | 2B | 3B | HR | RBIS | BB | HBP | SO | SB-A |
|--------|------|-------|-----|----|----|----|----|----|------|----|-----|----|------|
| 2017 | .148 | 41-6 | 27 | 7 | 4 | 2 | 0 | 0 | 3 | 5 | 3 | 10 | 2-2 |
| 2018 | .256 | 30-26 | 82 | 14 | 21 | 5 | 0 | 1 | 14 | 20 | 2 | 28 | 2-4 |
| TOTALS | .229 | 71-32 | 109 | 21 | 25 | 7 | 0 | 1 | 17 | 25 | 5 | 38 | 4-6 |



7 GRANT JUDKINS

So. • RHP/IF • 6-3 • 190
Pella, Iowa • Pella HS



2018 GAME-BY-GAME STATS

#7 Judkins, Grant - 14 games (All games)

| Date | Opponent | Pos | AB | R | H | RBI | 2B | 3B | HR | BB | SB | CS | HBP | SAC | SF | GDP | K | PO | A | E | Avg |
|--------|-------------------|-------|----|---|---|-----|----|----|----|----|----|----|-----|-----|----|-----|---|----|---|---|------|
| Feb 16 | vs Toledo | ph | 0 | 0 | 0 | 0 | 0 | 0 | 0 | 1 | 0 | 0 | 0 | 0 | 0 | 0 | 0 | 0 | 0 | 0 | .000 |
| Feb 17 | vs Oakland | *1b | 3 | 1 | 1 | 1 | 0 | 0 | 0 | 1 | 1 | 0 | 0 | 0 | 0 | 0 | 2 | 9 | 0 | 0 | .333 |
| Feb 18 | vs Old Dominion | *dh | 3 | 0 | 0 | 1 | 0 | 0 | 0 | 2 | 0 | 0 | 0 | 0 | 0 | 0 | 1 | 0 | 0 | 0 | .167 |
| Feb 23 | vs Virginia Tech | *dh | 2 | 0 | 0 | 0 | 0 | 0 | 0 | 0 | 0 | 0 | 0 | 0 | 0 | 0 | 1 | 0 | 0 | 0 | .125 |
| Feb 25 | at New Orleans | *1b | 3 | 0 | 0 | 0 | 0 | 0 | 0 | 2 | 0 | 0 | 0 | 0 | 0 | 0 | 0 | 14 | 1 | 0 | .091 |
| Mar 14 | vs Missouri State | ph | 1 | 0 | 1 | 0 | 1 | 0 | 0 | 0 | 0 | 0 | 0 | 0 | 0 | 0 | 0 | 0 | 0 | 0 | .167 |
| Mar 20 | SAINT LOUIS | ph | 0 | 0 | 0 | 0 | 0 | 0 | 0 | 1 | 0 | 0 | 0 | 0 | 0 | 0 | 0 | 0 | 0 | 0 | .167 |
| Mar 23 | INDIANA-1 | ph | 1 | 0 | 0 | 0 | 0 | 0 | 0 | 0 | 0 | 0 | 0 | 0 | 0 | 0 | 1 | 0 | 0 | 0 | .154 |
| Mar 30 | at Illinois | 1b | 0 | 0 | 0 | 0 | 0 | 0 | 0 | 0 | 0 | 0 | 0 | 0 | 0 | 0 | 0 | 1 | 0 | 0 | .154 |
| Mar 31 | at Illinois | p | 0 | 0 | 0 | 0 | 0 | 0 | 0 | 0 | 0 | 0 | 0 | 0 | 0 | 0 | 0 | 1 | 0 | 0 | .154 |
| Apr 08 | OHIO STATE | ph/of | 3 | 0 | 1 | 1 | 1 | 0 | 0 | 0 | 0 | 0 | 0 | 0 | 0 | 0 | 0 | 2 | 0 | 0 | .188 |
| Apr 11 | COE COLLEGE | *dh | 1 | 1 | 0 | 0 | 0 | 0 | 1 | 0 | 0 | 1 | 0 | 0 | 0 | 0 | 1 | 0 | 0 | 0 | .176 |
| Apr 13 | at Nebraska-2 | p | 0 | 0 | 0 | 0 | 0 | 0 | 0 | 0 | 0 | 0 | 0 | 0 | 0 | 0 | 0 | 0 | 1 | 0 | .176 |
| Apr 17 | NORTHERN ILLINOIS | *1b | 2 | 0 | 1 | 0 | 0 | 0 | 0 | 2 | 0 | 0 | 0 | 0 | 0 | 0 | 0 | 10 | 2 | 0 | .211 |
| Totals | | 6gs | 19 | 2 | 4 | 3 | 2 | 0 | 0 | 10 | 1 | 0 | 1 | 0 | 0 | 0 | 6 | 37 | 4 | 0 | .211 |

On base pct. .500 • Slugging pct. .316

#7 Judkins, Grant - 6 appearances (All games)

| Date | Opponent | GS | IP | H | R | ER | BB | SO | 2B | 3B | HR | WP | BK | HBP | IBB | Score | W-L | Sv | ERA | NP |
|--------|---------------|----|------|----|---|----|----|----|----|----|----|----|----|-----|-----|-------|-----|----|------|----|
| Feb 24 | vs Ball St. | | 2.0 | 1 | 1 | 0 | 0 | 2 | 0 | 0 | 0 | 0 | 1 | 0 | 0 | 6-14 | 0-0 | 0 | 0.00 | 30 |
| Mar 21 | LORAS COLLEGE | * | 4.0 | 1 | 0 | 0 | 1 | 3 | 0 | 0 | 0 | 0 | 0 | 0 | 0 | 6-4 | 0-0 | 0 | 0.00 | 55 |
| Mar 28 | BRADLEY | | 0.2 | 3 | 3 | 2 | 1 | 1 | 2 | 0 | 0 | 1 | 0 | 0 | 0 | 13-9 | 0-0 | 0 | 2.70 | 25 |
| Mar 31 | at Illinois | | 4.1 | 4 | 2 | 2 | 4 | 0 | 1 | 1 | 0 | 0 | 0 | 0 | 0 | 12-13 | 0-0 | 0 | 3.27 | 77 |
| Apr 07 | OHIO STATE-1 | | 3.0 | 3 | 0 | 0 | 1 | 3 | 1 | 1 | 0 | 0 | 0 | 0 | 1 | 1-2 | 0-0 | 0 | 2.57 | 45 |
| Apr 13 | at Nebraska-2 | | 1.1 | 3 | 3 | 3 | 2 | 1 | 1 | 0 | 0 | 0 | 0 | 0 | 0 | 4-10 | 0-0 | 0 | 4.11 | 37 |
| Totals | | 1 | 15.1 | 15 | 9 | 7 | 7 | 14 | 4 | 2 | 1 | 1 | 1 | 0 | 1 | 42-52 | 0-0 | 0 | 4.11 | - |

CAREER-HIGHS

AB: 6 vs. MINNESOTA, 5/27/17

H: 2, 7X, LAST vs. MINNESOTA, 5/27/17

R: 2 vs. NORTHWESTERN, 5/28/17

2B: 1, 3X, LAST vs. OHIO STATE, 4/8/18

3B: N/A

HR: 1, 2X, LAST at WESTERN ILLINOIS, 5/2/17

RBI: 3 vs. NORTHERN ILLINOIS, 3/7/17

BB: 3 vs. BUCKNELL, 3/11/17

SB: 1, 2X, LAST vs. OAKLAND, 2/17/18

PITCHING

IP: 4.1 at ILLINOIS, 3/31/18

H: 5, 2X, LAST at KANSAS STATE, 3/19/17

R: 5 vs. NORTHERN ILLINOIS, 3/7/17

ER: 5 vs. NORTHERN ILLINOIS, 3/7/17

SO: 5, 2X, LAST vs. LEHIGH, 3/12/17

BB: 2, 3X, LAST at ILLINOIS, 3/31/18

SEASON HIGHLIGHTS

- Has started six games -- three at first base and three at designated hitter... hitting .211 with three RBIs and 10 walks... is 0-0 with a 4.11 ERA in six appearances, including one start
- Had the game-winning RBI double in the eighth inning in Iowa's 2-1 series-clinching victory over Ohio State (4/8)... also tossed three shutout innings in relief, scattering three hits and striking out three in game one against OSU (4/7)
- Tossed a career-high 4 1/3 innings in game two at Illinois, allowing two runs on four hits and punching out four... made his first start of the season against Loras College (3/21), allowing one hit and striking out three over four shutout innings
- Hit .270 with 11 runs and 16 RBIs... went 1-0 with a 7.59 ERA in 10 appearances (five starts) as a freshman.

CAREER STATS

| YEAR | AVG. | G-GS | AB | R | H | 2B | 3B | HR | RBIS | BB | HBP | SO | SB-A |
|--------|------|-------|-----|----|----|----|----|----|------|----|-----|----|------|
| 2017 | .270 | 37-31 | 111 | 11 | 30 | 1 | 0 | 2 | 16 | 19 | 4 | 27 | 1-3 |
| 2018 | .211 | 12-6 | 19 | 2 | 4 | 2 | 0 | 0 | 3 | 10 | 1 | 6 | 1-1 |
| TOTALS | .262 | 49-37 | 130 | 13 | 34 | 3 | 0 | 2 | 19 | 29 | 5 | 33 | 2-4 |

| YEAR | ERA | W-L | APP | GS | CG | SHO | SV | IP | H | R | ER | BB | SO |
|--------|------|-----|-----|----|----|-----|----|------|----|----|----|----|----|
| 2017 | 7.59 | 1-0 | 10 | 5 | 0 | 0/0 | 0 | 21.1 | 28 | 20 | 18 | 10 | 23 |
| 2018 | 4.11 | 0-0 | 6 | 1 | 0 | 0/0 | 0 | 15.1 | 15 | 9 | 7 | 7 | 14 |
| TOTALS | 6.14 | 1-0 | 16 | 6 | 0 | 0 | 0 | 36.2 | 43 | 29 | 25 | 17 | 37 |

Instagram: [UIBaseball](#)



Twitter: [@UIBaseball](#)



Facebook: [iowabaseball](#)

8 LUKE FARLEY

Jr. • OF • 6-0 • 215
 Denver, Iowa • Waterloo Columbus HS



2018 GAME-BY-GAME STATS

#8 Farley, Luke - 13 games (All games)

| Date | Opponent | Pos | AB | R | H | RBI | 2B | 3B | HR | BB | SB | CS | HBP | SAC | SF | GDP | K | PO | A | E | Avg |
|--------|-------------------|-------|----|---|---|-----|----|----|----|----|----|----|-----|-----|----|-----|---|----|---|---|------|
| Feb 17 | vs Oakland | ph | 1 | 0 | 0 | 0 | 0 | 0 | 0 | 0 | 0 | 0 | 0 | 0 | 0 | 0 | 1 | 0 | 0 | 0 | .000 |
| Feb 24 | vs Ball St. | ph/of | 1 | 1 | 1 | 1 | 0 | 0 | 0 | 1 | 0 | 0 | 0 | 0 | 0 | 0 | 0 | 0 | 0 | 0 | .500 |
| Feb 27 | CORNELL COLLEGE | of | 1 | 1 | 0 | 0 | 0 | 0 | 0 | 0 | 0 | 0 | 1 | 0 | 0 | 0 | 0 | 2 | 0 | 0 | .333 |
| Mar 04 | at UAB | ph/of | 1 | 0 | 0 | 0 | 0 | 0 | 0 | 0 | 0 | 0 | 0 | 0 | 0 | 0 | 1 | 0 | 0 | 0 | .250 |
| Mar 10 | at UNLV | *of | 3 | 1 | 0 | 0 | 0 | 0 | 0 | 0 | 0 | 0 | 0 | 0 | 0 | 0 | 0 | 1 | 0 | 0 | .143 |
| Mar 14 | vs Missouri State | ph | 1 | 0 | 0 | 0 | 0 | 0 | 0 | 0 | 0 | 0 | 0 | 0 | 0 | 0 | 0 | 0 | 0 | 0 | .125 |
| Mar 18 | EVANSVILLE | ph | 1 | 0 | 0 | 0 | 0 | 0 | 0 | 0 | 0 | 0 | 0 | 0 | 0 | 0 | 0 | 0 | 0 | 0 | .111 |
| Mar 21 | LORAS COLLEGE | ph | 1 | 0 | 0 | 0 | 0 | 0 | 0 | 0 | 0 | 0 | 0 | 0 | 0 | 0 | 1 | 0 | 0 | 0 | .100 |
| Mar 31 | at Illinois | ph/of | 3 | 1 | 2 | 0 | 1 | 1 | 0 | 0 | 0 | 0 | 0 | 0 | 0 | 0 | 0 | 0 | 0 | 0 | .231 |
| Apr 04 | GRAND VIEW | ph | 1 | 0 | 0 | 0 | 0 | 0 | 0 | 0 | 0 | 0 | 0 | 0 | 0 | 0 | 0 | 0 | 0 | 0 | .214 |
| Apr 07 | OHIO STATE-1 | ph | 1 | 0 | 0 | 0 | 0 | 0 | 0 | 0 | 0 | 0 | 0 | 0 | 0 | 0 | 0 | 0 | 0 | 0 | .200 |
| Apr 08 | OHIO STATE | ph | 1 | 0 | 0 | 0 | 0 | 0 | 0 | 0 | 0 | 0 | 0 | 0 | 0 | 0 | 1 | 0 | 0 | 0 | .188 |
| Apr 11 | COE COLLEGE | of | 3 | 0 | 0 | 0 | 0 | 0 | 0 | 0 | 0 | 0 | 0 | 0 | 0 | 0 | 1 | 1 | 0 | 1 | .158 |
| Totals | | 1gs | 19 | 4 | 3 | 1 | 1 | 1 | 0 | 1 | 0 | 0 | 1 | 0 | 0 | 0 | 6 | 3 | 0 | 1 | .158 |

On base pct. .238 • Slugging pct. .316

CAREER-HIGHS

- AB: 4 vs. UNLV, 3/31/17
- H: 2, 3X, LAST AT ILLINOIS, 3/31/18
- R: 2, 3X, LAST vs. SAVANNAH STATE, 3/13/16
- 2B: 1, 5X, LAST AT ILLINOIS, 3/31/18
- 3B: 1 AT ILLINOIS, 3/31/18
- HR: 1 vs. MICHIGAN, 4/23/16
- RBI: 4 vs. NORTHWESTERN COLLEGE, 3/8/16
- BB: 2, 2X, vs. MICHIGAN, 4/24/16
- SB: 1 vs. UNLV, 3/31/17

SEASON HIGHLIGHTS

- Has appeared in 13 games, including one start in left field... hitting .158 (3-for-19) with four runs and an RBI
- Finished 2-for-3 with a double, triple, and run scored in game two at No. 22 Illinois (3/31)
- Hit .235 with three runs and one RBI as a sophomore... one of Iowa's top pinch hitter

CAREER STATS

| YEAR | AVG. | G-GS | AB | R | H | 2B | 3B | HR | RBIS | BB | HBP | SO | SB-A |
|--------|------|-------|----|----|----|----|----|----|------|----|-----|----|------|
| 2016 | .239 | 29-14 | 46 | 10 | 11 | 3 | 0 | 1 | 12 | 13 | 2 | 16 | 1-1 |
| 2017 | .235 | 22-7 | 34 | 3 | 8 | 1 | 0 | 0 | 1 | 7 | 1 | 18 | 1-2 |
| 2018 | .158 | 13-1 | 19 | 4 | 3 | 1 | 1 | 0 | 1 | 1 | 1 | 6 | 0-0 |
| TOTALS | .222 | 64-22 | 99 | 17 | 22 | 5 | 1 | 1 | 14 | 21 | 4 | 40 | 2-3 |



9 BEN NORMAN

So. • OF • 6-2 • 190
Des Moines, Iowa • Roosevelt HS



2018 GAME-BY-GAME STATS

#9 Norman, Ben - 31 games (All games)

| Date | Opponent | Pos | AB | R | H | RBI | 2B | 3B | HR | BB | SB | CS | HBP | SAC | SF | GDP | K | PO | A | E | Avg |
|--------|-------------------|--------|------|----|---|-----|----|----|----|----|----|----|-----|-----|----|-----|---|----|----|---|------|
| Feb 16 | vs Toledo | *of | 4 | 0 | 1 | 2 | 0 | 0 | 0 | 1 | 0 | 0 | 0 | 0 | 0 | 0 | 1 | 1 | 0 | 0 | .250 |
| Feb 17 | vs Oakland | *of | 5 | 2 | 2 | 0 | 0 | 0 | 0 | 0 | 0 | 0 | 0 | 0 | 0 | 0 | 2 | 3 | 0 | 0 | .333 |
| Feb 18 | vs Old Dominion | *of | 4 | 0 | 0 | 0 | 0 | 0 | 0 | 1 | 0 | 0 | 0 | 0 | 0 | 0 | 4 | 4 | 0 | 0 | .231 |
| Feb 23 | vs Virginia Tech | *of | 5 | 0 | 1 | 0 | 0 | 0 | 0 | 0 | 0 | 0 | 0 | 0 | 0 | 0 | 0 | 2 | 0 | 0 | .222 |
| Feb 24 | vs Ball St. | *of | 3 | 0 | 1 | 1 | 0 | 0 | 0 | 0 | 0 | 0 | 0 | 0 | 0 | 0 | 2 | 3 | 0 | 0 | .238 |
| Feb 25 | at New Orleans | *of | 3 | 1 | 0 | 0 | 0 | 0 | 0 | 1 | 0 | 0 | 0 | 1 | 0 | 0 | 1 | 0 | 0 | 0 | .208 |
| Feb 27 | CORNELL COLLEGE | ph/of | 1 | 0 | 0 | 1 | 0 | 0 | 0 | 1 | 0 | 0 | 0 | 0 | 0 | 0 | 0 | 0 | 0 | 0 | .200 |
| Mar 02 | at UAB | *of | 4 | 1 | 1 | 0 | 0 | 1 | 0 | 0 | 0 | 0 | 0 | 0 | 0 | 0 | 1 | 1 | 0 | 0 | .207 |
| Mar 03 | at UAB | *of | 5 | 0 | 1 | 1 | 0 | 1 | 0 | 0 | 1 | 0 | 1 | 0 | 0 | 1 | 2 | 0 | 0 | 0 | .206 |
| Mar 04 | at UAB | *of/of | 2 | 0 | 0 | 0 | 0 | 0 | 0 | 0 | 0 | 0 | 1 | 0 | 0 | 0 | 0 | 1 | 0 | 0 | .194 |
| Mar 09 | at UNLV | *of/of | 4 | 0 | 0 | 0 | 0 | 0 | 0 | 0 | 0 | 0 | 0 | 0 | 0 | 1 | 1 | 1 | 0 | 0 | .175 |
| Mar 10 | at UNLV | *of | 2 | 0 | 0 | 0 | 0 | 0 | 0 | 0 | 0 | 0 | 0 | 1 | 0 | 0 | 0 | 5 | 0 | 0 | .167 |
| Mar 14 | vs Missouri State | *of | 2 | 0 | 0 | 0 | 0 | 0 | 0 | 0 | 0 | 0 | 0 | 0 | 0 | 0 | 2 | 0 | 0 | 0 | .159 |
| Mar 17 | EVANSVILLE-1 | ph/of | 1 | 0 | 0 | 0 | 0 | 0 | 0 | 0 | 0 | 0 | 0 | 0 | 0 | 0 | 0 | 0 | 0 | 0 | .156 |
| Mar 17 | EVANSVILLE-2 | of/of | 1 | 0 | 0 | 0 | 0 | 0 | 0 | 0 | 0 | 0 | 0 | 0 | 0 | 0 | 0 | 3 | 0 | 0 | .152 |
| Mar 18 | EVANSVILLE | of | 0 | 0 | 0 | 0 | 0 | 0 | 0 | 0 | 0 | 0 | 1 | 0 | 0 | 0 | 0 | 0 | 0 | 0 | .152 |
| Mar 20 | SAINT LOUIS | pr/of | 1 | 0 | 1 | 2 | 1 | 0 | 0 | 0 | 0 | 0 | 0 | 0 | 0 | 0 | 0 | 0 | 0 | 0 | .170 |
| Mar 21 | LORAS COLLEGE | *of | 2 | 0 | 0 | 0 | 0 | 0 | 0 | 0 | 0 | 0 | 0 | 0 | 0 | 0 | 1 | 2 | 0 | 0 | .163 |
| Mar 23 | INDIANA-1 | *of | 3 | 1 | 1 | 0 | 0 | 1 | 0 | 0 | 0 | 0 | 0 | 0 | 0 | 1 | 1 | 1 | 0 | 0 | .173 |
| Mar 23 | INDIANA-2 | *of | 4 | 0 | 1 | 0 | 0 | 0 | 0 | 0 | 0 | 0 | 0 | 0 | 0 | 0 | 1 | 1 | 0 | 0 | .179 |
| Mar 28 | BRADLEY | *of | 1 | 0 | 0 | 0 | 0 | 0 | 0 | 1 | 0 | 1 | 0 | 0 | 0 | 0 | 0 | 1 | 0 | 0 | .175 |
| Mar 30 | at Illinois | *of | 4 | 0 | 0 | 0 | 0 | 0 | 0 | 0 | 0 | 0 | 0 | 0 | 0 | 0 | 0 | 1 | 2 | 0 | .164 |
| Apr 01 | at Illinois | of | 0 | 0 | 0 | 0 | 0 | 0 | 0 | 0 | 0 | 0 | 0 | 0 | 0 | 0 | 0 | 0 | 0 | 0 | .164 |
| Apr 04 | GRAND VIEW | of | 1 | 0 | 0 | 0 | 0 | 0 | 0 | 0 | 0 | 0 | 0 | 0 | 0 | 0 | 0 | 0 | 0 | 0 | .161 |
| Apr 07 | OHIO STATE-1 | of | 1 | 0 | 0 | 0 | 0 | 0 | 0 | 0 | 0 | 0 | 0 | 0 | 0 | 0 | 0 | 1 | 0 | 0 | .159 |
| Apr 07 | OHIO STATE-2 | *of | 3 | 0 | 0 | 1 | 0 | 0 | 0 | 0 | 0 | 0 | 0 | 0 | 1 | 0 | 1 | 2 | 0 | 0 | .152 |
| Apr 08 | OHIO STATE | *of | 0 | 0 | 0 | 0 | 0 | 0 | 0 | 0 | 0 | 0 | 1 | 0 | 0 | 0 | 0 | 1 | 0 | 0 | .152 |
| Apr 11 | COE COLLEGE | ph/of | 0 | 0 | 0 | 0 | 0 | 0 | 0 | 2 | 0 | 0 | 0 | 0 | 0 | 0 | 0 | 0 | 0 | 0 | .152 |
| Apr 13 | at Nebraska-1 | *of | 5 | 1 | 2 | 0 | 1 | 0 | 0 | 0 | 0 | 0 | 0 | 0 | 0 | 0 | 1 | 1 | 0 | 0 | .169 |
| Apr 13 | at Nebraska-2 | ph | 1 | 0 | 0 | 0 | 0 | 0 | 0 | 0 | 0 | 0 | 0 | 0 | 0 | 0 | 1 | 0 | 0 | 0 | .167 |
| Apr 17 | NORTHERN ILLINOIS | of | 0 | 0 | 0 | 0 | 0 | 0 | 0 | 0 | 0 | 0 | 0 | 0 | 0 | 0 | 0 | 0 | 0 | 0 | .167 |
| Totals | | | 20gs | 72 | 6 | 12 | 8 | 2 | 3 | 0 | 7 | 1 | 1 | 4 | 2 | 1 | 3 | 23 | 36 | 0 | .167 |

On base pct. .274 • Slugging pct. .278

CAREER HIGHS

AB: 6 at KANSAS STATE, 3/19/17

H: 4 at KANSAS STATE, 3/19/17

R: 3 vs. NORTHERN ILLINOIS, 3/7/17

2B: 2 at KANSAS STATE, 3/19/17

3B: 1, 4X, LAST vs. INDIANA, 3/23/18

HR: 1 vs. ORAL ROBERTS, 3/4/17

RBI: 3, 2X, LAST vs. NORTHWESTERN, 5/28/17

BB: 2, 5X, LAST vs. COE COLLEGE, 4/11/18

SB: 2 vs. HAWAII, 3/3/17

SEASON HIGHLIGHTS

- Has started 20 games -- 15 in left field and five in center field... has hit safely in 10 games and reached base safely in 17 contests... hitting .167 with eight RBIs and six runs scored... has three triples on the season, which are tied for the Big Ten lead
- Tallied his first two-hit game of the season in Iowa's 7-1 win at Nebraska (4/13)... finished 2-for-5 with a double and run scored... became the first Hawkeye since 2014 to triple in consecutive games (at UAB)
- Had the a walk-off, two-run single in Iowa's 4-3 victory over Toledo (2/16) in the season opener... reached on an E5, allowing the game-winning run to score in the walk-off victory against Virginia Tech (2/23)
- Collegiate Baseball Freshman All-American... hit .296 with 34 runs and 20 RBIs... had 12 doubles, one triple, and one home run... Iowa's top base stealer with 14 swipes in 19 chances, which tied for 11th in the Big Ten... hit safely in 35 games with 18 multi-hit games (11 two-hit, six three-hit, and one four-hit)... started 56 games -- 55 in center field and one in left field
- Will play in the summer of 2018 in the Cape Cod League for the Harwich Mariners

CAREER STATS

| YEAR | AVG. | G-GS | AB | R | H | 2B | 3B | HR | RBIS | BB | HBP | SO | SB-A |
|--------|------|-------|-----|----|----|----|----|----|------|----|-----|----|-------|
| 2017 | .296 | 59-56 | 206 | 34 | 61 | 12 | 1 | 1 | 20 | 29 | 6 | 33 | 14-19 |
| 2018 | .167 | 31-20 | 72 | 6 | 12 | 2 | 3 | 0 | 8 | 7 | 4 | 23 | 1-2 |
| TOTALS | .263 | 90-76 | 278 | 40 | 73 | 14 | 4 | 1 | 28 | 36 | 10 | 56 | 15-21 |



10 DEREK LIEURANCE

RS So. • RHP • 6-0 • 200
 Cascade, Iowa • NIACC • Cascade HS



2018 GAME-BY-GAME STATS

#10 Lieurance, Derek - 5 appearances (All games)

| Date | Opponent | GS | IP | H | R | ER | BB | SO | 2B | 3B | HR | WP | BK | HBP | IBB | Score | W-L | Sv | ERA | NP |
|--------|-----------------|----|-----|---|---|----|----|----|----|----|----|----|----|-----|-----|-------|-----|----|-------|----|
| Feb 27 | CORNELL COLLEGE | | 1.0 | 0 | 0 | 0 | 0 | 1 | 0 | 0 | 0 | 0 | 0 | 0 | 0 | 15-1 | 0-0 | 0 | 0.00 | - |
| Mar 10 | at UNLV | | 0.1 | 0 | 2 | 2 | 1 | 0 | 0 | 0 | 0 | 1 | 0 | 1 | 0 | 2-11 | 0-0 | 0 | 13.50 | 10 |
| Apr 04 | GRAND VIEW | | 1.0 | 0 | 0 | 0 | 0 | 1 | 0 | 0 | 0 | 0 | 0 | 0 | 0 | 4-2 | 0-0 | 0 | 7.71 | 11 |
| Apr 11 | COE COLLEGE | | 2.0 | 1 | 0 | 0 | 0 | 2 | 0 | 0 | 0 | 1 | 0 | 0 | 0 | 16-1 | 1-0 | 0 | 4.15 | 37 |
| Apr 13 | at Nebraska-2 | | 0.2 | 0 | 1 | 1 | 3 | 0 | 0 | 0 | 0 | 0 | 0 | 0 | 0 | 4-10 | 1-0 | 0 | 5.40 | 27 |
| Totals | | 0 | 5.0 | 1 | 3 | 3 | 4 | 4 | 0 | 0 | 0 | 2 | 0 | 1 | 0 | 41-25 | 1-0 | 0 | 5.40 | - |

CAREER-HIGHS

IP: 2.0 vs. COE COLLEGE, 4/11/18
 H: 1 vs. COE COLLEGE, 4/11/18
 R: 2 at UNLV, 3/10/18
 ER: 2 at UNLV, 3/10/18
 SO: 2 vs. COE COLLEGE, 4/11/18
 BB: 3 at NEBRASKA, 4/13/18

SEASON HIGHLIGHTS

- Is 1-0 with a 5.40 ERA in five appearances
- Earned his first career victory, tossing two shutout innings against Coe College (4/11)... allowed one hit and fanned two
- Made his Hawkeye debut against Cornell College (2/27), tossing a perfect inning, fanning one
- Missed the 2017 season because of injury

CAREER STATS

| YEAR | ERA | W-L | APP | GS | CG | SHO | SV | IP | H | R | ER | BB | SO |
|--------|------|-----|-----|----|----|-----|----|-----|---|---|----|----|----|
| 2018 | 5.40 | 1-0 | 5 | 0 | 0 | 0/0 | 0 | 5.0 | 1 | 3 | 3 | 4 | 4 |
| TOTALS | 5.40 | 1-0 | 5 | 0 | 0 | 0/0 | 0 | 5.0 | 1 | 3 | 3 | 4 | 4 |



11 COLE MCDONALD

Jr. • RHP • 6-1 • 205
New Hampton, Iowa • New Hampton HS



2018 GAME-BY-GAME STATS

#11 McDonald, Cole - 7 appearances (All games)

| Date | Opponent | GS | IP | H | R | ER | BB | SO | 2B | 3B | HR | WP | BK | HBP | IBB | Score | W-L | Sv | ERA | NP |
|--------|----------------|----|-----|------|----|----|----|----|----|----|----|----|----|-----|-----|-------|-----|----|-------|-----|
| Feb 17 | vs Oakland | * | 3.0 | 7 | 5 | 5 | 1 | 1 | 0 | 0 | 1 | 0 | 0 | 0 | 0 | 8-6 | 0-0 | 0 | 15.00 | 51 |
| Feb 25 | at New Orleans | * | 7.0 | 3 | 2 | 0 | 1 | 4 | 0 | 0 | 0 | 0 | 0 | 1 | 0 | 8-2 | 1-0 | 0 | 4.50 | 88 |
| Mar 04 | at UAB | * | 5.0 | 5 | 1 | 1 | 1 | 4 | 0 | 0 | 0 | 0 | 0 | 0 | 0 | 0-4 | 1-1 | 0 | 3.60 | 82 |
| Mar 11 | at UNLV | * | 4.1 | 6 | 3 | 3 | 1 | 3 | 1 | 0 | 2 | 0 | 0 | 0 | 0 | 3-13 | 1-1 | 0 | 4.19 | 88 |
| Mar 18 | EVANSVILLE | * | 5.0 | 5 | 2 | 1 | 3 | 4 | 1 | 0 | 0 | 0 | 0 | 0 | 0 | 4-3 | 1-1 | 0 | 3.70 | 85 |
| Apr 01 | at Illinois | * | 6.1 | 5 | 2 | 2 | 4 | 6 | 0 | 0 | 0 | 0 | 0 | 0 | 1 | 4-2 | 2-1 | 0 | 3.52 | 113 |
| Apr 08 | OHIO STATE | * | 6.0 | 3 | 1 | 1 | 1 | 8 | 0 | 0 | 1 | 0 | 0 | 0 | 0 | 2-1 | 2-1 | 0 | 3.19 | 95 |
| Totals | | | 7 | 36.2 | 34 | 16 | 13 | 30 | 2 | 0 | 4 | 0 | 0 | 1 | 1 | 29-31 | 2-1 | 0 | 3.19 | - |

CAREER-HIGHS

IP: 7.0 AT NEW ORLEANS, 2/25/18

H: 7, 2X, LAST VS. OAKLAND, 2/17/18

R: 5 VS. OAKLAND, 2/17/18

ER: 5 VS. OAKLAND, 2/17/18

SO: 8 VS. OHIO STATE, 4/8/18

BB: 4, 2X, LAST AT ILLINOIS, 4/1/18

SEASON HIGHLIGHTS

- Is 2-1 with a 3.19 ERA in seven starts -- ERA ranks 13th in the Big Ten... has 30 strikeouts in 36 2/3 innings... has allowed two earned runs or fewer in five of his seven starts... is 1-0 with a 2.19 ERA in Big Ten play... ERA is tied for 10th in the league... has missed two starts (Indiana, Nebraska) because of cancelled games
- Notched his second straight quality start (third of the season), allowing one run on three hits over six innings in a no-decision against Ohio State (4/8)... had a career-high eight strikeouts... earned his first Big Ten victory, allowing two runs on five hits over 6 1/3 innings in the series-clinching win at No. 22 Illinois (4/1)... had a season-high six strikeouts, which tied a career-high... allowed one run on five hits over five innings and had four strikeouts to one walk in a loss at UAB (3/4)... notched his first career quality start and first victory of the season against New Orleans (2/25)... allowed two unearned runs over seven innings and scattered three hits... had four strikeouts to one walk... started game two of the season against Oakland (2/16)
- Went 2-4 with a 6.96 ERA as a sophomore
- Tossed a nine-inning no-hitter during Iowa's victory over the Czech Republic at the World University Games in Taiwan... finished with seven strikeouts to three walks and faced two batters over the minimum... needed just 97 pitches... it was Iowa's first nine-inning no-hitter since 1965

CAREER STATS

| YEAR | ERA | W-L | APP | GS | CG | SHO | SV | IP | H | R | ER | BB | SO |
|--------|------|-----|-----|----|----|-----|----|-------|-----|----|----|----|----|
| 2016 | 3.33 | 4-1 | 10 | 8 | 0 | 0/2 | 0 | 24.1 | 23 | 9 | 9 | 6 | 29 |
| 2017 | 6.96 | 2-4 | 13 | 11 | 0 | 0/0 | 0 | 42.2 | 52 | 34 | 33 | 22 | 39 |
| 2018 | 3.19 | 2-1 | 7 | 7 | 0 | 0/0 | 0 | 36.2 | 34 | 16 | 13 | 12 | 30 |
| TOTALS | 4.77 | 8-6 | 30 | 26 | 0 | 0/2 | 0 | 103.2 | 109 | 59 | 55 | 40 | 98 |

Instagram: [UIBaseball](#)



Twitter: [@UIBaseball](#)



Facebook: [iowabaseball](#)

12 NICK NELSEN

Sr. • RHP • 6-2 • 180

West Des Moines, Iowa • Johnson County CC • Valley HS



2018 GAME-BY-GAME STATS

#12 Nelsen, Nick - 14 appearances (All games)

| Date | Opponent | GS | IP | H | R | ER | BB | SO | 2B | 3B | HR | WP | BK | HBP | IBB | Score | W-L | Sv | ERA | NP |
|--------|-------------------|----|------|----|---|----|----|----|----|----|----|----|----|-----|-----|-------|-----|----|------|----|
| Feb 17 | vs Oakland | | 2.2 | 1 | 0 | 0 | 1 | 4 | 0 | 0 | 0 | 0 | 1 | 0 | 0 | 8-6 | 1-0 | 0 | 0.00 | 43 |
| Feb 24 | vs Ball St. | | 0.2 | 3 | 2 | 2 | 0 | 2 | 0 | 0 | 1 | 0 | 0 | 1 | 0 | 6-14 | 1-0 | 0 | 5.40 | 29 |
| Mar 03 | at UAB | | 0.1 | 0 | 0 | 0 | 0 | 1 | 0 | 0 | 0 | 0 | 0 | 0 | 0 | 11-3 | 1-0 | 0 | 4.91 | 5 |
| Mar 10 | at UNLV | | 0.1 | 2 | 1 | 1 | 0 | 0 | 1 | 0 | 0 | 0 | 0 | 1 | 0 | 2-11 | 1-0 | 0 | 6.75 | 9 |
| Mar 17 | EVANSVILLE-1 | | 1.0 | 3 | 2 | 1 | 0 | 1 | 1 | 0 | 0 | 0 | 0 | 0 | 0 | 10-3 | 1-0 | 0 | 7.20 | 9 |
| Mar 20 | SAINT LOUIS | | 0.2 | 0 | 0 | 0 | 1 | 0 | 0 | 0 | 0 | 0 | 0 | 0 | 0 | 6-7 | 1-0 | 0 | 6.35 | 8 |
| Mar 21 | LORAS COLLEGE | | 1.0 | 0 | 0 | 0 | 0 | 1 | 0 | 0 | 0 | 0 | 0 | 0 | 0 | 6-4 | 2-0 | 0 | 5.40 | 20 |
| Mar 23 | INDIANA-1 | | 1.2 | 0 | 0 | 0 | 2 | 3 | 0 | 0 | 0 | 0 | 1 | 0 | 1 | 2-4 | 2-0 | 0 | 4.32 | 28 |
| Mar 31 | at Illinois | | 0.2 | 0 | 0 | 0 | 0 | 0 | 0 | 0 | 0 | 0 | 0 | 0 | 0 | 12-13 | 2-0 | 0 | 4.00 | 5 |
| Apr 01 | at Illinois | | 0.1 | 0 | 0 | 0 | 0 | 1 | 0 | 0 | 0 | 0 | 0 | 0 | 0 | 4-2 | 2-0 | 1 | 3.86 | 7 |
| Apr 04 | GRAND VIEW | | 1.2 | 0 | 0 | 0 | 0 | 4 | 0 | 0 | 0 | 0 | 0 | 0 | 0 | 4-2 | 2-0 | 2 | 3.27 | 19 |
| Apr 07 | OHIO STATE-2 | | 2.0 | 1 | 0 | 0 | 0 | 1 | 0 | 0 | 0 | 0 | 0 | 0 | 0 | 9-5 | 2-0 | 2 | 2.77 | 23 |
| Apr 13 | at Nebraska-2 | | 2.0 | 1 | 1 | 1 | 1 | 0 | 0 | 0 | 1 | 0 | 0 | 1 | 1 | 4-10 | 2-0 | 2 | 3.00 | 29 |
| Apr 17 | NORTHERN ILLINOIS | | 1.0 | 0 | 0 | 0 | 0 | 1 | 0 | 0 | 0 | 0 | 0 | 0 | 0 | 2-0 | 2-0 | 2 | 2.81 | 7 |
| Totals | | 0 | 16.0 | 11 | 6 | 5 | 5 | 19 | 2 | 0 | 2 | 0 | 2 | 3 | 2 | 86-84 | 2-0 | 2 | 2.81 | - |

CAREER HIGHS

IP: 4.0 vs. ALABAMA STATE, 2/25/17

H: 5 at NORTHWESTERN, 4/7/17

R: 5 vs. RUTGERS, 4/23/17

ER: 5 vs. RUTGERS, 4/23/17

SO: 4, 3X, LAST vs. GRAND VIEW, 4/4/18

BB: 2 vs. INDIANA, 3/23/18

SEASON HIGHLIGHTS

- Is 2-0 with a 2.81 ERA in 14 appearances... has allowed 11 hits and six runs (five earned) over 16 innings... has 19 strikeouts against just five walks with two saves
- is 1-0 with a 0.81 ERA with two saves over his last 11 innings, spanning nine appearances... has allowed two hits since March 17 where he has 11 strikeouts to four walks
- Recorded his first save at No. 22 Illinois, striking out the game's final batter with runners on second and third with two outs in the ninth to clinch a road series win... got the final five outs -- four by strikeout -- to earn save No. 2 in a victory over Grand View (4/4)
- Notched his second win, tossing a perfect ninth inning in the walk-off win over Loras College (3/21)... earned his first career victory in the win over Oakland (2/17)... allowed one hit over 2 2/3 innings and tied a career-high with four strikeouts
- Submarine style pitcher... went 0-3 with a 6.35 ERA in 26 appearances as a junior... had 20 strikeouts in 28 1/3 innings

CAREER STATS

| YEAR | ERA | W-L | APP | GS | CG | SHO | SV | IP | H | R | ER | BB | SO |
|--------|------|-----|-----|----|----|-----|----|------|----|----|----|----|----|
| 2017 | 6.35 | 0-3 | 26 | 0 | 0 | 0/0 | 0 | 28.1 | 36 | 24 | 20 | 10 | 20 |
| 2018 | 2.81 | 2-0 | 14 | 0 | 0 | 0/1 | 2 | 16.0 | 11 | 6 | 5 | 5 | 19 |
| TOTALS | 5.08 | 2-3 | 40 | 0 | 0 | 0/1 | 2 | 44.1 | 47 | 30 | 25 | 15 | 39 |

Instagram: [UIBaseball](#)



Twitter: [@UIBaseball](#)




Facebook: [iowabaseball](#)

13 MATT BERST

Fr. • C • 6-0 • 200

Cedar Rapids, Iowa • Cedar Rapids Kennedy HS



2018 GAME-BY-GAME STATS

#13 Berst, Matt - 5 games (All games)

| Date | Opponent | Pos | AB | R | H | RBI | 2B | 3B | HR | BB | SB | CS | HBP | SAC | SF | GDP | K | PO | A | E | Avg |
|--------|-------------------|------|----|---|---|-----|----|----|----|----|----|----|-----|-----|----|-----|---|----|---|---|------|
| Mar 18 | EVANSVILLE | *c | 2 | 0 | 0 | 0 | 0 | 0 | 0 | 0 | 0 | 0 | 0 | 0 | 0 | 0 | 2 | 8 | 0 | 0 | .000 |
| Mar 20 | SAINT LOUIS | pr | 0 | 1 | 0 | 0 | 0 | 0 | 0 | 0 | 0 | 0 | 0 | 0 | 0 | 0 | 0 | 0 | 0 | 0 | .000 |
| Mar 21 | LORAS COLLEGE | *c | 2 | 0 | 0 | 0 | 0 | 0 | 0 | 0 | 0 | 0 | 0 | 0 | 0 | 0 | 1 | 9 | 1 | 0 | .000 |
| Apr 11 | COE COLLEGE | ph/c | 3 | 0 | 2 | 0 | 0 | 0 | 0 | 0 | 0 | 0 | 0 | 0 | 0 | 0 | 1 | 4 | 0 | 0 | .286 |
| Apr 17 | NORTHERN ILLINOIS | c | 0 | 0 | 0 | 0 | 0 | 0 | 0 | 0 | 0 | 0 | 0 | 0 | 0 | 0 | 0 | 2 | 1 | 0 | .286 |
| Totals | | 2gs | 7 | 1 | 2 | 0 | 0 | 0 | 0 | 0 | 0 | 0 | 0 | 0 | 0 | 0 | 4 | 23 | 2 | 0 | .286 |

On base pct. .286 • Slugging pct. .286

CAREER-HIGHS

AB: 3 vs. COE COLLEGE, 4/11/18

H: 2 vs. COE COLLEGE, 4/11/18

R: 1 vs. SAINT LOUIS, 3/20/18

2B: --

3B: --

HR: --

RBI: --

BB: --

SB: --

SEASON HIGHLIGHTS

- Reserve catcher... has started two games behind the plate... hitting .286 in four games
- Had his first career hit in the 16-1 victory over Coe College (4/11)... finished 2-for-3 in the game to tally his first career multi-hit game
- Made his first career start against Evansville (3/18)
- Prepped at Cedar Rapids Kennedy High School where he was a teammate of closer Zach Daniels.


CAREER STATS

| YEAR | AVG. | G-GS | AB | R | H | 2B | 3B | HR | RBI | BB | HBP | SO | SB-A |
|--------|------|------|----|---|---|----|----|----|-----|----|-----|----|------|
| 2018 | .286 | 5-2 | 7 | 1 | 2 | 0 | 0 | 0 | 0 | 0 | 0 | 4 | 0-0 |
| TOTALS | .286 | 5-2 | 7 | 1 | 2 | 0 | 0 | 0 | 0 | 0 | 0 | 4 | 0-0 |



14 ZION PETTIGREW

Fr. • IF • 6-1 • 170
Chicago, Ill. • Mount Carmel HS



2018 GAME-BY-GAME STATS

#14 Pettigrew, Zion - 10 games (All games)

| Date | Opponent | Pos | AB | R | H | RBI | 2B | 3B | HR | BB | SB | CS | HBP | SAC | SF | GDP | K | PO | A | E | Avg | |
|--------|-------------------|-------|----|---|---|-----|----|----|----|----|----|----|-----|-----|----|-----|---|----|---|---|------|------|
| Feb 27 | CORNELL COLLEGE | ph/2b | 3 | 1 | 1 | 1 | 0 | 0 | 0 | 0 | 0 | 0 | 0 | 0 | 0 | 0 | 1 | 1 | 0 | 0 | .333 | |
| Mar 04 | at UAB | 2b | 0 | 0 | 0 | 0 | 0 | 0 | 0 | 0 | 0 | 0 | 0 | 0 | 0 | 0 | 0 | 0 | 0 | 0 | .333 | |
| Mar 10 | at UNLV | 2b | 1 | 0 | 0 | 0 | 0 | 0 | 0 | 0 | 0 | 0 | 0 | 0 | 0 | 0 | 0 | 0 | 1 | 0 | .250 | |
| Mar 14 | vs Missouri State | pr | 0 | 0 | 0 | 0 | 0 | 0 | 0 | 0 | 0 | 0 | 0 | 0 | 0 | 0 | 0 | 0 | 0 | 0 | .250 | |
| Mar 18 | EVANSVILLE | ph | 1 | 0 | 1 | 1 | 0 | 0 | 0 | 0 | 0 | 0 | 0 | 0 | 0 | 0 | 0 | 0 | 0 | 0 | .400 | |
| Mar 20 | SAINT LOUIS | ph/2b | 2 | 0 | 0 | 0 | 0 | 0 | 0 | 0 | 0 | 0 | 0 | 0 | 0 | 0 | 1 | 1 | 1 | 0 | .286 | |
| Mar 21 | LORAS COLLEGE | 2b | 1 | 0 | 0 | 0 | 0 | 0 | 0 | 0 | 0 | 0 | 0 | 0 | 0 | 0 | 1 | 0 | 1 | 0 | .250 | |
| Mar 23 | INDIANA-1 | 2b | 0 | 0 | 0 | 0 | 0 | 0 | 0 | 0 | 0 | 0 | 0 | 0 | 0 | 0 | 0 | 0 | 1 | 1 | .250 | |
| Mar 31 | at Illinois | ph/2b | 3 | 1 | 1 | 1 | 0 | 0 | 0 | 1 | 0 | 0 | 0 | 0 | 0 | 0 | 1 | 0 | 2 | 2 | .273 | |
| Apr 11 | COE COLLEGE | 2b | 1 | 0 | 0 | 0 | 0 | 0 | 2 | 0 | 0 | 0 | 0 | 0 | 0 | 0 | 0 | 1 | 1 | 0 | .250 | |
| Totals | | Ogs | 12 | 2 | 3 | 3 | 0 | 0 | 0 | 3 | 0 | 0 | 0 | 0 | 0 | 0 | 1 | 3 | 6 | 7 | 0 | .250 |

On base pct. .400 • Slugging pct. .250

CAREER-HIGHS

AB: 3, 2X, LAST AT ILLINOIS, 3/31/18

H: 1, 3X, LAST AT ILLINOIS, 3/31/18

R: 1, 2X, LAST AT ILLINOIS, 3/31/18

2B: --

3B: --

HR: --

RBI: 1, 3X, LAST AT ILLINOIS, 3/31/18

BB: 2 vs. COE COLLEGE, 4/11/18

SB: --

SEASON HIGHLIGHTS

- Reserve infielder... hitting .250 with two runs and three RBIs
- Went 1-for-3 with a run and RBI in game two at No. 22 Illinois (3/31)... had a pinch-hit, game-tying RBI single against Evansville (3/18)... made his Iowa debut against Cornell College (2/27), finishing 1-for-3 with a run and RBI

CAREER STATS

| YEAR | AVG. | G-GS | AB | R | H | 2B | 3B | HR | RBIS | BB | HBP | SO | SB-A |
|--------|------|------|----|---|---|----|----|----|------|----|-----|----|------|
| 2018 | .250 | 10-0 | 12 | 2 | 3 | 0 | 0 | 0 | 3 | 3 | 0 | 3 | 0-0 |
| TOTALS | .250 | 10-0 | 12 | 2 | 3 | 0 | 0 | 0 | 3 | 3 | 0 | 3 | 0-0 |



16 TANNER WETRICH

Jr. • IF • 6-0 • 180
Moberly, Mo. • Mineral Area CC • Moberly



2018 GAME-BY-GAME STATS

#16 Wetrich, Tanner - 22 games (All games)

| Date | Opponent | Pos | AB | R | H | RBI | 2B | 3B | HR | BB | SB | CS | HBP | SAC | SF | GDP | K | PO | A | E | Avg | |
|--------|------------------|-------|------|----|----|-----|----|----|----|----|----|----|-----|-----|----|-----|---|----|----|---|------|------|
| Feb 16 | vs Toledo | *of | 3 | 0 | 0 | 0 | 0 | 0 | 0 | 0 | 0 | 0 | 0 | 0 | 0 | 0 | 1 | 0 | 0 | 1 | .000 | |
| Feb 23 | vs Virginia Tech | ph/dh | 2 | 0 | 0 | 0 | 0 | 0 | 0 | 0 | 0 | 0 | 0 | 0 | 0 | 0 | 1 | 0 | 0 | 0 | .000 | |
| Feb 24 | vs Ball St. | *ss | 4 | 2 | 2 | 0 | 0 | 0 | 0 | 0 | 1 | 0 | 0 | 0 | 0 | 0 | 2 | 1 | 2 | 1 | .222 | |
| Feb 25 | at New Orleans | ph/dh | 2 | 0 | 2 | 0 | 1 | 0 | 0 | 0 | 0 | 0 | 0 | 0 | 0 | 0 | 0 | 0 | 0 | 0 | .364 | |
| Feb 27 | CORNELL COLLEGE | *of | 2 | 2 | 1 | 0 | 0 | 1 | 0 | 1 | 0 | 0 | 0 | 0 | 0 | 0 | 1 | 2 | 0 | 0 | .385 | |
| Mar 02 | at UAB | *dh | 3 | 0 | 0 | 0 | 0 | 0 | 0 | 0 | 0 | 0 | 0 | 0 | 0 | 1 | 1 | 0 | 0 | 0 | .312 | |
| Mar 04 | at UAB | ph | 2 | 0 | 0 | 0 | 0 | 0 | 0 | 0 | 0 | 0 | 0 | 0 | 0 | 0 | 0 | 0 | 0 | 0 | .278 | |
| Mar 09 | at UNLV | ph/of | 2 | 0 | 0 | 0 | 0 | 0 | 0 | 0 | 0 | 0 | 0 | 0 | 0 | 0 | 1 | 1 | 0 | 0 | .250 | |
| Mar 10 | at UNLV | *2b | 2 | 0 | 0 | 0 | 0 | 0 | 0 | 0 | 0 | 0 | 1 | 0 | 0 | 0 | 0 | 0 | 1 | 0 | .227 | |
| Mar 11 | at UNLV | ph | 1 | 0 | 0 | 0 | 0 | 0 | 0 | 0 | 0 | 0 | 0 | 0 | 0 | 0 | 0 | 1 | 0 | 0 | .217 | |
| Mar 17 | EVANSVILLE-1 | ph/of | 3 | 1 | 3 | 3 | 2 | 0 | 0 | 1 | 0 | 0 | 0 | 0 | 0 | 0 | 0 | 2 | 3 | 2 | .308 | |
| Mar 17 | EVANSVILLE-2 | *of | 2 | 0 | 0 | 0 | 0 | 0 | 0 | 0 | 0 | 0 | 0 | 0 | 0 | 0 | 2 | 1 | 0 | 0 | .286 | |
| Mar 18 | EVANSVILLE | *of | 1 | 1 | 0 | 0 | 0 | 0 | 0 | 1 | 0 | 0 | 1 | 0 | 0 | 0 | 0 | 2 | 0 | 1 | .276 | |
| Mar 21 | LORAS COLLEGE | *2b | 1 | 0 | 0 | 0 | 0 | 0 | 0 | 1 | 0 | 0 | 0 | 0 | 0 | 0 | 0 | 0 | 2 | 1 | .267 | |
| Mar 28 | BRADLEY | ph | 0 | 1 | 0 | 0 | 0 | 0 | 0 | 1 | 1 | 0 | 0 | 0 | 0 | 0 | 0 | 0 | 0 | 0 | .267 | |
| Mar 30 | at Illinois | ph | 0 | 0 | 0 | 0 | 0 | 0 | 0 | 1 | 0 | 0 | 0 | 0 | 0 | 0 | 0 | 0 | 0 | 0 | .267 | |
| Mar 31 | at Illinois | *of | 3 | 1 | 1 | 4 | 0 | 0 | 1 | 1 | 0 | 0 | 0 | 0 | 1 | 0 | 0 | 2 | 0 | 0 | .273 | |
| Apr 01 | at Illinois | *of | 3 | 1 | 1 | 0 | 0 | 0 | 1 | 1 | 1 | 1 | 0 | 0 | 0 | 0 | 1 | 2 | 0 | 0 | .278 | |
| Apr 07 | OHIO STATE-1 | *of | 2 | 0 | 0 | 0 | 0 | 0 | 0 | 0 | 0 | 0 | 0 | 0 | 0 | 0 | 2 | 1 | 0 | 0 | .263 | |
| Apr 07 | OHIO STATE-2 | pr | 0 | 1 | 0 | 0 | 0 | 0 | 0 | 0 | 0 | 0 | 0 | 0 | 0 | 0 | 0 | 0 | 0 | 0 | .263 | |
| Apr 11 | COE COLLEGE | ph/ss | 3 | 0 | 0 | 0 | 0 | 0 | 0 | 0 | 0 | 0 | 0 | 0 | 0 | 0 | 0 | 0 | 1 | 0 | .244 | |
| Apr 13 | at Nebraska-2 | *of | 3 | 0 | 0 | 0 | 0 | 0 | 0 | 0 | 0 | 0 | 0 | 0 | 0 | 0 | 0 | 1 | 3 | 0 | .227 | |
| Totals | | | 12gs | 44 | 10 | 10 | 7 | 3 | 1 | 1 | 8 | 3 | 1 | 2 | 0 | 1 | 1 | 14 | 17 | 9 | 6 | .227 |

On base pct. .364 • Slugging pct. .409

CAREER-HIGHS

- AB: 4 vs. BALL STATE, 2/24/18
- H: 3 vs. EVANSVILLE, 3/17/18
- R: 2, 2X, LAST vs. CORNELL COLLEGE, 2/27/18
- 2B: 2 vs. EVANSVILLE, 3/17/18
- 3B: 1 vs. CORNELL COLLEGE, 2/27/18
- HR: 1 at ILLINOIS, 3/31/18
- RBI: 4 at ILLINOIS, 3/31/18
- BB: 1, 8X, LAST at ILLINOIS, 4/1/18
- SB: 1, 3X, LAST at ILLINOIS, 4/1/18

SEASON HIGHLIGHTS

- Has started 12 games -- eight in left field, two at second base, one at designated hitter, and one at shortstop... hitting .227 (10-of-44) with 10 runs runs and seven RBIs... has hit safely in six games with three multi-hit contests -- two 2-hit, one 3-hit
- Finished 1-for-4 with a home run -- a three-run shot -- and a career-high four RBIs against No. 22 Illinois (3/31)... went 3-for-3 with two doubles and three RBIs in the game one win over Evansville (3/17)... went 2-for-4 with two runs against Ball State (2/24) for his first career hit... had a triple and scored twice against Cornell College (2/27)
- Was in the starting lineup in left field during the regular season opener against Toledo (2/16)
- Junior-college transfer from Mineral Area Community College, where he was a first-team all-region and all-conference selection

CAREER STATS

| YEAR | AVG. | G-GS | AB | R | H | 2B | 3B | HR | RBIs | BB | HBP | SO | SB-A |
|--------|------|-------|----|----|----|----|----|----|------|----|-----|----|------|
| 2018 | .227 | 22-12 | 44 | 10 | 10 | 3 | 1 | 1 | 7 | 8 | 2 | 14 | 3-4 |
| TOTALS | .227 | 22-12 | 44 | 10 | 10 | 3 | 1 | 1 | 7 | 8 | 2 | 14 | 3-4 |



18 SHANE RITTER

Jr. • RHP • 6-4 • 205
Plainfield, Ill. • Plainfield South HS



2018 GAME-BY-GAME STATS

#18 Ritter, Shane - 13 appearances (All games)

| Date | Opponent | GS | IP | H | R | ER | BB | SO | 2B | 3B | HR | WP | BK | HBP | IBB | Score | W-L | Sv | ERA | NP |
|--------|-------------------|----|------|----|---|----|----|----|----|----|----|----|----|-----|-----|-------|-----|----|------|----|
| Feb 16 | vs Toledo | | 1.1 | 2 | 0 | 0 | 2 | 1 | 0 | 0 | 0 | 0 | 0 | 1 | 0 | 4-3 | 0-0 | 0 | 0.00 | 36 |
| Feb 27 | CORNELL COLLEGE | | 1.0 | 1 | 1 | 1 | 0 | 0 | 0 | 0 | 0 | 2 | 0 | 1 | 0 | 15-1 | 0-0 | 0 | 3.86 | 16 |
| Mar 04 | at UAB | | 1.0 | 1 | 0 | 0 | 0 | 0 | 1 | 0 | 0 | 0 | 0 | 0 | 0 | 0-4 | 0-0 | 0 | 2.70 | 11 |
| Mar 09 | at UNLV | | 1.0 | 2 | 1 | 1 | 2 | 1 | 1 | 0 | 0 | 0 | 0 | 0 | 1 | 0-4 | 0-0 | 0 | 4.15 | 23 |
| Mar 11 | at UNLV | | 0.1 | 1 | 0 | 0 | 0 | 0 | 0 | 0 | 0 | 1 | 0 | 0 | 0 | 3-13 | 0-0 | 0 | 3.86 | 6 |
| Mar 14 | vs Missouri State | | 1.2 | 0 | 0 | 0 | 1 | 3 | 0 | 0 | 0 | 1 | 0 | 0 | 0 | 3-8 | 0-0 | 0 | 2.84 | 23 |
| Mar 17 | EVANSVILLE-2 | | 1.2 | 1 | 3 | 3 | 2 | 0 | 0 | 0 | 1 | 0 | 0 | 0 | 0 | 8-3 | 0-0 | 0 | 5.62 | 34 |
| Mar 20 | SAINT LOUIS | | 0.2 | 2 | 1 | 1 | 2 | 1 | 1 | 0 | 0 | 0 | 0 | 0 | 0 | 6-7 | 0-0 | 0 | 6.23 | 28 |
| Mar 23 | INDIANA-1 | | 0.1 | 1 | 1 | 1 | 1 | 0 | 0 | 0 | 0 | 0 | 0 | 0 | 0 | 2-4 | 0-0 | 0 | 7.00 | 14 |
| Mar 28 | BRADLEY | | 0.0 | 0 | 0 | 0 | 2 | 0 | 0 | 0 | 0 | 0 | 0 | 0 | 0 | 13-9 | 0-0 | 0 | 7.00 | 11 |
| Apr 04 | GRAND VIEW | | 1.0 | 0 | 0 | 0 | 0 | 2 | 0 | 0 | 0 | 0 | 0 | 0 | 0 | 4-2 | 0-0 | 0 | 6.30 | 12 |
| Apr 11 | COE COLLEGE | | 1.0 | 0 | 0 | 0 | 0 | 0 | 0 | 0 | 0 | 0 | 0 | 0 | 0 | 16-1 | 0-0 | 0 | 5.73 | 5 |
| Apr 17 | NORTHERN ILLINOIS | | 1.0 | 0 | 0 | 0 | 1 | 1 | 0 | 0 | 0 | 0 | 0 | 0 | 0 | 2-0 | 0-0 | 0 | 5.25 | 17 |
| Totals | | 0 | 12.0 | 11 | 7 | 7 | 13 | 9 | 3 | 0 | 1 | 4 | 0 | 2 | 1 | 76-59 | 0-0 | 0 | 5.25 | - |

CAREER-HIGHS

IP: 4.0 vs. AIR FORCE, 4/12/16

H: 6 vs. AIR FORCE, 4/12/16

R: 4 vs. AIR FORCE, 4/12/16

ER: 4, 2X, LAST vs. MICHIGAN, 4/23/16

SO: 6 vs. AIR FORCE, 4/12/16

BB: 3, 2X, LAST vs. PENN STATE, 4/28/17

SEASON HIGHLIGHTS

- One of Iowa's right-handed reliever options... is 0-0 with a 5.25 ERA in 13 appearances
- Tossed a season-high 1 2/3 shutout innings against Missouri State (3/14), fanning a season-high three strikeouts
- Went 2-2 with a 5.33 ERA in 22 appearances (one start) as a junior... had five saves, which tied for 13th in Big Ten

CAREER STATS

| YEAR | ERA | W-L | APP | GS | CG | SHO | SV | IP | H | R | ER | BB | SO |
|--------|------|-----|-----|----|----|-----|----|------|----|----|----|----|----|
| 2016 | 3.00 | 2-1 | 13 | 2 | 0 | 0/2 | 0 | 27.0 | 26 | 10 | 9 | 14 | 19 |
| 2017 | 5.33 | 2-2 | 22 | 1 | 0 | 0/0 | 5 | 27.0 | 30 | 16 | 16 | 22 | 24 |
| 2018 | 5.25 | 0-0 | 13 | 0 | 0 | 0/1 | 0 | 12.0 | 11 | 7 | 7 | 13 | 9 |
| TOTALS | 4.36 | 4-3 | 48 | 3 | 0 | 0/3 | 5 | 66.0 | 67 | 33 | 32 | 49 | 52 |

Instagram: [UIBaseball](#)




Twitter: [@UIBaseball](#)



Facebook: [iowabaseball](#)

19 BEN PROBST

Fr. • RHP • 6-1 • 185
 Urbandale, Iowa • Dowling Catholic HS



2018 GAME-BY-GAME STATS

#19 Probst, Ben - 11 appearances (All games)

| Date | Opponent | GS | IP | H | R | ER | BB | SO | 2B | 3B | HR | WP | BK | HBP | IBB | Score | W-L | Sv | ERA | NP |
|--------|-------------------|----|------|----|---|----|----|----|----|----|----|----|----|-----|-----|-------|-----|----|-------|----|
| Feb 24 | vs Ball St. | | 1.0 | 4 | 3 | 3 | 0 | 3 | 1 | 0 | 1 | 0 | 0 | 0 | 0 | 6-14 | 0-0 | 0 | 27.00 | 33 |
| Feb 27 | CORNELL COLLEGE | | 0.1 | 0 | 0 | 0 | 0 | 1 | 0 | 0 | 0 | 0 | 0 | 0 | 0 | 15-1 | 0-0 | 0 | 20.25 | 5 |
| Mar 03 | at UAB | | 1.0 | 3 | 2 | 1 | 0 | 1 | 0 | 0 | 0 | 0 | 0 | 0 | 0 | 11-3 | 0-0 | 0 | 15.43 | 24 |
| Mar 11 | at UNLV | | 1.0 | 1 | 2 | 0 | 0 | 0 | 0 | 0 | 0 | 0 | 0 | 0 | 1 | 3-13 | 0-0 | 0 | 10.80 | 15 |
| Mar 17 | EVANSVILLE-1 | | 2.0 | 1 | 0 | 0 | 0 | 0 | 0 | 0 | 0 | 0 | 0 | 0 | 0 | 10-3 | 0-0 | 0 | 6.75 | 23 |
| Mar 20 | SAINT LOUIS | | 1.1 | 1 | 1 | 1 | 2 | 1 | 1 | 0 | 0 | 0 | 0 | 1 | 0 | 6-7 | 0-0 | 0 | 6.75 | 27 |
| Mar 28 | BRADLEY | | 1.0 | 1 | 0 | 0 | 0 | 0 | 0 | 0 | 0 | 0 | 1 | 0 | 0 | 13-9 | 0-0 | 0 | 5.87 | 17 |
| Mar 31 | at Illinois | | 0.2 | 0 | 0 | 0 | 0 | 0 | 0 | 0 | 0 | 0 | 0 | 0 | 0 | 12-13 | 0-0 | 0 | 5.40 | 2 |
| Apr 04 | GRAND VIEW | | 0.1 | 2 | 0 | 0 | 0 | 0 | 0 | 0 | 0 | 0 | 0 | 0 | 0 | 4-2 | 0-0 | 0 | 5.19 | 12 |
| Apr 11 | COE COLLEGE | | 1.0 | 0 | 0 | 0 | 0 | 1 | 0 | 0 | 0 | 0 | 0 | 0 | 0 | 16-1 | 0-0 | 0 | 4.66 | 12 |
| Apr 17 | NORTHERN ILLINOIS | | 2.0 | 0 | 0 | 0 | 2 | 1 | 0 | 0 | 0 | 0 | 0 | 0 | 0 | 2-0 | 0-0 | 0 | 3.86 | 31 |
| Totals | | 0 | 11.2 | 13 | 8 | 5 | 4 | 8 | 2 | 0 | 1 | 1 | 0 | 2 | 0 | 98-66 | 0-0 | 0 | 3.86 | - |

CAREER-HIGHS

IP: 2.0, 2X, LAST VS. NORTHERN ILLINOIS, 4/17/18
 H: 4 VS. BALL STATE, 2/24/18
 R: 3 VS. BALL STATE, 2/24/18
 ER: 3 VS. BALL STATE, 2/24/18
 SO: 3 VS. BALL STATE, 2/24/18
 BB: 2, 2X, LAST VS. NORTHERN ILLINOIS, 4/17/18

SEASON HIGHLIGHTS

- Is 0-0 with a 3.86 ERA in 11 appearances... has eight strikeouts in 11 2/3 innings... right-handed reliever... sits in the mid-90s
- Threw two shutout innings as he combined to post Iowa's first shutout against Northern Illinois (4/17)... tossed two shutout innings -- a career-high -- against Evansville (3/17), allowing one hit... made his Iowa debut against Ball State (2/24)
- 2017 Rawlings-Perfect Game honorable-mention All-American


CAREER STATS

| YEAR | ERA | W-L | APP | GS | CG | SHO | SV | IP | H | R | ER | BB | SO |
|--------|------|-----|-----|----|----|-----|----|------|----|---|----|----|----|
| 2018 | 3.86 | 0-0 | 11 | 0 | 0 | 0/1 | 0 | 11.2 | 13 | 8 | 5 | 4 | 8 |
| TOTALS | 3.86 | 0-0 | 11 | 0 | 0 | 0/1 | 0 | 11.2 | 13 | 8 | 5 | 4 | 8 |



20 AUSTIN GUZZO

Sr. • C/3B • 6-2 • 200
Brooklin, Ontario • All Saints Catholic HS



2018 GAME-BY-GAME STATS

#20 Guzzo, Austin - 29 games (All games)

| Date | Opponent | Pos | AB | R | H | RBI | 2B | 3B | HR | BB | SB | CS | HBP | SAC | SF | GDP | K | PO | A | E | Avg |
|--------|-------------------|-------|------|----|----|-----|----|----|----|----|----|----|-----|-----|----|-----|----|-----|---|---|------|
| Feb 23 | vs Virginia Tech | ph | 0 | 0 | 0 | 0 | 0 | 0 | 0 | 0 | 0 | 0 | 1 | 0 | 0 | 0 | 0 | 0 | 0 | 0 | .000 |
| Feb 24 | vs Ball St. | *dh | 5 | 0 | 1 | 0 | 0 | 0 | 0 | 0 | 0 | 0 | 0 | 0 | 0 | 0 | 0 | 0 | 0 | 0 | .200 |
| Feb 25 | at New Orleans | *dh | 3 | 0 | 1 | 1 | 0 | 0 | 0 | 0 | 0 | 0 | 0 | 0 | 0 | 0 | 1 | 0 | 0 | 0 | .250 |
| Feb 27 | CORNELL COLLEGE | ph/1b | 3 | 1 | 1 | 0 | 0 | 0 | 0 | 0 | 0 | 0 | 0 | 0 | 0 | 0 | 1 | 1 | 0 | 0 | .273 |
| Mar 03 | at UAB | ph | 2 | 1 | 1 | 1 | 1 | 0 | 0 | 0 | 0 | 0 | 0 | 0 | 0 | 0 | 0 | 0 | 0 | 0 | .308 |
| Mar 04 | at UAB | *dh | 2 | 0 | 0 | 0 | 0 | 0 | 0 | 0 | 0 | 0 | 0 | 0 | 0 | 0 | 2 | 0 | 0 | 0 | .267 |
| Mar 09 | at UNLV | *dh | 3 | 0 | 2 | 0 | 0 | 0 | 0 | 1 | 0 | 0 | 0 | 0 | 0 | 0 | 0 | 0 | 0 | 0 | .333 |
| Mar 10 | at UNLV | *dh | 4 | 0 | 1 | 1 | 0 | 0 | 0 | 0 | 0 | 0 | 0 | 0 | 0 | 0 | 1 | 0 | 0 | 0 | .318 |
| Mar 11 | at UNLV | *dh | 3 | 0 | 0 | 0 | 0 | 0 | 0 | 1 | 0 | 0 | 0 | 0 | 0 | 0 | 1 | 0 | 0 | 0 | .280 |
| Mar 14 | vs Missouri State | *1b | 2 | 0 | 1 | 0 | 0 | 0 | 2 | 0 | 0 | 0 | 0 | 0 | 0 | 0 | 0 | 7 | 1 | 0 | .296 |
| Mar 17 | EVANSVILLE-1 | *1b | 3 | 1 | 1 | 0 | 0 | 0 | 1 | 1 | 0 | 0 | 0 | 0 | 0 | 0 | 2 | 8 | 0 | 0 | .300 |
| Mar 17 | EVANSVILLE-2 | *1b | 3 | 1 | 1 | 1 | 1 | 0 | 0 | 0 | 0 | 0 | 0 | 0 | 0 | 0 | 0 | 7 | 2 | 0 | .303 |
| Mar 18 | EVANSVILLE | *1b | 2 | 0 | 0 | 0 | 0 | 0 | 0 | 0 | 0 | 0 | 0 | 0 | 0 | 0 | 1 | 3 | 0 | 0 | .286 |
| Mar 20 | SAINT LOUIS | *1b | 3 | 2 | 1 | 0 | 0 | 0 | 1 | 0 | 0 | 0 | 0 | 0 | 0 | 0 | 2 | 4 | 1 | 1 | .289 |
| Mar 21 | LORAS COLLEGE | ph/1b | 2 | 1 | 1 | 2 | 0 | 0 | 1 | 0 | 0 | 0 | 0 | 0 | 0 | 0 | 1 | 1 | 0 | 0 | .300 |
| Mar 23 | INDIANA-1 | *1b | 4 | 0 | 0 | 0 | 0 | 0 | 0 | 0 | 0 | 0 | 0 | 0 | 0 | 0 | 1 | 11 | 0 | 0 | .273 |
| Mar 23 | INDIANA-2 | *1b | 3 | 1 | 1 | 0 | 0 | 0 | 2 | 0 | 0 | 0 | 0 | 0 | 0 | 0 | 1 | 6 | 1 | 0 | .277 |
| Mar 28 | BRADLEY | *1b | 5 | 1 | 1 | 2 | 0 | 0 | 1 | 0 | 0 | 0 | 0 | 0 | 0 | 0 | 2 | 9 | 1 | 1 | .269 |
| Mar 30 | at Illinois | *1b | 4 | 1 | 1 | 1 | 1 | 0 | 0 | 0 | 0 | 0 | 0 | 0 | 0 | 0 | 2 | 5 | 1 | 0 | .268 |
| Mar 31 | at Illinois | ph/1b | 1 | 1 | 0 | 0 | 0 | 0 | 1 | 0 | 0 | 0 | 0 | 0 | 0 | 0 | 0 | 1 | 0 | 0 | .263 |
| Apr 01 | at Illinois | *1b | 4 | 1 | 1 | 0 | 0 | 0 | 0 | 0 | 0 | 0 | 0 | 0 | 0 | 0 | 1 | 12 | 0 | 0 | .262 |
| Apr 04 | GRAND VIEW | *1b | 2 | 2 | 1 | 0 | 1 | 0 | 0 | 1 | 0 | 0 | 0 | 0 | 0 | 0 | 1 | 6 | 0 | 0 | .270 |
| Apr 07 | OHIO STATE-1 | ph | 1 | 0 | 0 | 0 | 0 | 0 | 0 | 0 | 0 | 0 | 0 | 0 | 0 | 0 | 1 | 0 | 0 | 0 | .266 |
| Apr 07 | OHIO STATE-2 | *1b | 1 | 1 | 1 | 1 | 0 | 0 | 3 | 0 | 0 | 0 | 0 | 0 | 0 | 0 | 0 | 6 | 0 | 0 | .277 |
| Apr 08 | OHIO STATE | *1b | 1 | 1 | 0 | 0 | 0 | 0 | 0 | 0 | 0 | 0 | 1 | 0 | 0 | 0 | 0 | 5 | 0 | 0 | .273 |
| Apr 11 | COE COLLEGE | *1b | 2 | 1 | 0 | 0 | 0 | 0 | 1 | 0 | 0 | 0 | 0 | 0 | 0 | 0 | 1 | 4 | 0 | 1 | .265 |
| Apr 13 | at Nebraska-1 | *1b | 2 | 0 | 0 | 0 | 0 | 0 | 0 | 0 | 0 | 0 | 0 | 0 | 0 | 0 | 1 | 3 | 0 | 1 | .257 |
| Apr 13 | at Nebraska-2 | ph/1b | 0 | 0 | 0 | 0 | 0 | 0 | 1 | 0 | 0 | 0 | 0 | 0 | 0 | 0 | 0 | 1 | 0 | 0 | .257 |
| Apr 17 | NORTHERN ILLINOIS | ph | 1 | 0 | 1 | 0 | 0 | 0 | 0 | 0 | 0 | 0 | 0 | 0 | 0 | 0 | 0 | 0 | 0 | 0 | .268 |
| Totals | | | 21gs | 71 | 17 | 19 | 10 | 4 | 0 | 2 | 15 | 1 | 0 | 2 | 0 | 0 | 23 | 100 | 7 | 4 | .268 |

On base pct. .409 • Slugging pct. .408

CAREER-HIGHS

AB: 5, 9X, LAST VS. BRADLEY, 3/28/18

H: 3, 4X, LAST VS. RUTGERS, 4/21/17

R: 5 vs. NORTHWESTERN COLLEGE, 3/8/16

2B: 2 vs. MARYLAND, 3/25/16

3B: 1 vs. AIB, 3/11/15

HR: 1, 7X, LAST VS. BRADLEY, 3/28/18

RBI: 3, 2X, LAST VS. ALABAMA STATE, 2/24/17

BB: 3 vs. OHIO STATE, 4/7/18

SB: 1, 5X, LAST VS. EVANSVILLE, 3/17/18

SEASON HIGHLIGHTS

- Has started 21 games -- 15 at first base and six as the designated hitter... hitting .268 (19-for-71) with 17 runs and 10 RBIs... has hit safely in 18 games and reached safely in 24 contests
- Connected on his second home run of the season -- a two-run shot -- in Iowa's 13-9 victory over Bradley (3/28)... hit a walk-off, two-run home run in Iowa's 6-4 victory over Loras College (3/21)... it was his first career walk-off home run... had a pinch-hit RBI double in the game two victory at UAB (3/3)
- One of four seniors on the 2018 roster... hit .225 with 14 runs and 10 RBIs as a junior... had two home runs... started 22 games -- 18 at DH and four as catcher
- Big Ten All-Tournament team honoree as a sophomore

CAREER STATS

| YEAR | AVG. | G-GS | AB | R | H | 2B | 3B | HR | RBIS | BB | HBP | SO | SB-A |
|--------|------|--------|-----|----|----|----|----|----|------|----|-----|----|------|
| 2015 | .217 | 26-15 | 60 | 7 | 13 | 3 | 1 | 0 | 7 | 5 | 1 | 15 | 1-1 |
| 2016 | .264 | 43-30 | 106 | 18 | 28 | 4 | 0 | 3 | 25 | 20 | 1 | 36 | 0-2 |
| 2017 | .225 | 32-22 | 71 | 14 | 16 | 1 | 0 | 2 | 10 | 15 | 1 | 21 | 3-4 |
| 2018 | .268 | 29-21 | 71 | 17 | 19 | 4 | 0 | 2 | 10 | 15 | 2 | 23 | 1-1 |
| TOTALS | .247 | 130-88 | 308 | 56 | 76 | 12 | 1 | 7 | 52 | 55 | 5 | 95 | 5-8 |

Instagram: [UIBaseball](#)



Twitter: [@UIBaseball](#)



Facebook: [iowabaseball](#)

22 KOLE KAMPEN

RS Fr. • LHP • 6-1 • 230
Fort Dodge, Iowa • Fort Dodge HS



2018 GAME-BY-GAME STATS

#22 Kampen, Kole - 6 appearances (All games)

| Date | Opponent | GS | IP | H | R | ER | BB | SO | 2B | 3B | HR | WP | BK | HBP | IBB | Score | W-L | Sv | ERA | NP |
|--------|-------------------|----|-----|---|---|----|----|----|----|----|----|----|----|-----|-----|-------|-----|----|------|----|
| Feb 27 | CORNELL COLLEGE | | 1.0 | 0 | 0 | 0 | 0 | 1 | 0 | 0 | 0 | 0 | 0 | 0 | 0 | 15-1 | 0-0 | 0 | 0.00 | 15 |
| Mar 10 | at UNLV | | 2.0 | 1 | 0 | 0 | 0 | 2 | 1 | 0 | 0 | 0 | 0 | 0 | 0 | 2-11 | 0-0 | 0 | 0.00 | 26 |
| Mar 14 | vs Missouri State | | 1.0 | 0 | 0 | 0 | 1 | 1 | 0 | 0 | 0 | 1 | 0 | 0 | 0 | 3-8 | 0-0 | 0 | 0.00 | 17 |
| Mar 20 | SAINT LOUIS | | 2.1 | 2 | 1 | 1 | 2 | 2 | 0 | 0 | 1 | 0 | 0 | 0 | 0 | 6-7 | 0-0 | 0 | 1.42 | 41 |
| Mar 28 | BRADLEY | | 0.1 | 3 | 4 | 3 | 1 | 0 | 0 | 0 | 1 | 0 | 0 | 0 | 0 | 13-9 | 0-0 | 0 | 5.40 | 14 |
| Mar 31 | at Illinois | | 0.1 | 3 | 2 | 2 | 2 | 1 | 1 | 0 | 1 | 0 | 0 | 0 | 0 | 12-13 | 0-0 | 0 | 7.71 | 23 |
| Totals | | 0 | 7.0 | 9 | 7 | 6 | 6 | 7 | 2 | 0 | 3 | 1 | 0 | 0 | 0 | 51-49 | 0-0 | 0 | 7.71 | - |

CAREER-HIGHS

IP: 2.1 vs. SAINT LOUIS, 3/20/18
H: 3, 2X, LAST AT ILLINOIS, 3/31/18
R: 4 vs. BRADLEY, 3/28/18
ER: 3 vs. BRADLEY, 3/28/18
SO: 2, 2X, LAST vs. SAINT LOUIS, 3/20/18
BB: 2, 2X, LAST AT ILLINOIS, 3/31/18

SEASON HIGHLIGHTS

- Is 0-0 with a 7.71 ERA in six appearances... has seven strikeouts to six walks over seven innings
- Made his Iowa debut against Cornell College (2/27), striking out one in a perfect inning of relief


CAREER STATS

| YEAR | ERA | W-L | APP | GS | CG | SHO | SV | IP | H | R | ER | BB | SO |
|--------|------|-----|-----|----|----|-----|----|-----|---|---|----|----|----|
| 2018 | 7.71 | 0-0 | 6 | 0 | 0 | 0/0 | 0 | 7.0 | 9 | 7 | 6 | 6 | 7 |
| TOTALS | 7.71 | 0-0 | 6 | 0 | 0 | 0/0 | 0 | 7.0 | 9 | 7 | 6 | 6 | 7 |



23 KYLE CROWL

So. • IF • 6-2 • 200
Council Bluffs, Iowa • Abraham Lincoln HS



2018 GAME-BY-GAME STATS

#23 Crowl, Kyle - 33 games (All games)

| Date | Opponent | Pos | AB | R | H | RBI | 2B | 3B | HR | BB | SB | CS | HBP | SAC | SF | GDP | K | PO | A | E | Avg | |
|--------|-------------------|------|-----|----|----|-----|----|----|----|----|----|----|-----|-----|----|-----|----|----|----|---|------|------|
| Feb 16 | vs Toledo | *ss | 4 | 0 | 0 | 0 | 0 | 0 | 0 | 0 | 0 | 0 | 0 | 0 | 0 | 0 | 1 | 1 | 3 | 0 | .000 | |
| Feb 17 | vs Oakland | *ss | 4 | 2 | 1 | 1 | 1 | 0 | 0 | 1 | 0 | 0 | 0 | 0 | 0 | 0 | 0 | 0 | 3 | 0 | .125 | |
| Feb 18 | vs Old Dominion | *ss | 5 | 1 | 2 | 0 | 0 | 0 | 0 | 0 | 0 | 0 | 0 | 0 | 0 | 1 | 1 | 3 | 3 | 0 | .231 | |
| Feb 23 | vs Virginia Tech | *ss | 4 | 1 | 1 | 1 | 1 | 0 | 0 | 1 | 0 | 0 | 0 | 0 | 0 | 0 | 3 | 4 | 3 | 1 | .235 | |
| Feb 24 | vs Ball St. | *2b | 3 | 2 | 0 | 0 | 0 | 0 | 0 | 2 | 0 | 0 | 0 | 0 | 0 | 0 | 1 | 1 | 0 | 0 | .200 | |
| Feb 25 | at New Orleans | *ss | 4 | 3 | 1 | 2 | 0 | 0 | 1 | 1 | 0 | 0 | 1 | 0 | 0 | 0 | 2 | 0 | 2 | 0 | .208 | |
| Feb 27 | CORNELL COLLEGE | *ss | 3 | 2 | 1 | 1 | 0 | 0 | 0 | 1 | 0 | 0 | 1 | 0 | 0 | 0 | 0 | 0 | 4 | 0 | .222 | |
| Mar 02 | at UAB | *ss | 4 | 0 | 2 | 2 | 0 | 0 | 0 | 1 | 0 | 0 | 0 | 0 | 0 | 0 | 1 | 2 | 2 | 0 | .258 | |
| Mar 03 | at UAB | *ss | 4 | 1 | 0 | 1 | 0 | 0 | 0 | 0 | 0 | 0 | 1 | 0 | 1 | 0 | 2 | 1 | 2 | 1 | .229 | |
| Mar 04 | at UAB | *ss | 4 | 0 | 2 | 0 | 1 | 0 | 0 | 0 | 0 | 0 | 0 | 0 | 0 | 0 | 0 | 1 | 2 | 0 | .256 | |
| Mar 09 | at UNLV | *ss | 4 | 0 | 0 | 0 | 0 | 0 | 0 | 0 | 0 | 0 | 0 | 0 | 0 | 0 | 0 | 2 | 0 | 0 | .233 | |
| Mar 10 | at UNLV | *ss | 4 | 0 | 0 | 0 | 0 | 0 | 0 | 0 | 0 | 0 | 0 | 0 | 0 | 0 | 1 | 2 | 2 | 0 | .213 | |
| Mar 11 | at UNLV | *ss | 4 | 0 | 1 | 0 | 0 | 0 | 0 | 0 | 0 | 0 | 0 | 0 | 0 | 0 | 0 | 1 | 4 | 0 | .216 | |
| Mar 14 | vs Missouri State | *ss | 3 | 0 | 1 | 0 | 0 | 0 | 0 | 1 | 0 | 0 | 0 | 0 | 0 | 0 | 0 | 1 | 1 | 1 | .222 | |
| Mar 17 | EVANSVILLE-1 | *ss | 3 | 2 | 1 | 0 | 0 | 0 | 0 | 2 | 0 | 0 | 0 | 0 | 0 | 0 | 1 | 1 | 3 | 0 | .228 | |
| Mar 17 | EVANSVILLE-2 | *ss | 3 | 1 | 2 | 4 | 1 | 1 | 0 | 1 | 0 | 0 | 0 | 0 | 0 | 0 | 1 | 1 | 2 | 0 | .250 | |
| Mar 18 | EVANSVILLE | *ss | 4 | 1 | 2 | 2 | 0 | 0 | 1 | 0 | 0 | 0 | 0 | 0 | 0 | 0 | 1 | 0 | 4 | 0 | .266 | |
| Mar 20 | SAINT LOUIS | *ss | 4 | 0 | 1 | 1 | 0 | 0 | 0 | 1 | 0 | 0 | 0 | 0 | 0 | 0 | 1 | 1 | 6 | 0 | .265 | |
| Mar 21 | LORAS COLLEGE | *ss | 4 | 0 | 1 | 0 | 0 | 0 | 0 | 0 | 0 | 0 | 0 | 0 | 0 | 0 | 1 | 1 | 2 | 0 | .264 | |
| Mar 23 | INDIANA-1 | *ss | 4 | 0 | 1 | 0 | 0 | 0 | 0 | 0 | 0 | 0 | 0 | 0 | 0 | 0 | 0 | 0 | 4 | 0 | .263 | |
| Mar 23 | INDIANA-2 | *ss | 2 | 0 | 0 | 0 | 0 | 0 | 0 | 1 | 0 | 0 | 1 | 0 | 0 | 0 | 1 | 3 | 1 | 0 | .256 | |
| Mar 28 | BRADLEY | *ss | 4 | 1 | 1 | 1 | 0 | 0 | 1 | 1 | 0 | 0 | 0 | 0 | 0 | 0 | 1 | 5 | 3 | 0 | .256 | |
| Mar 30 | at Illinois | *ss | 5 | 0 | 2 | 1 | 0 | 0 | 0 | 0 | 0 | 0 | 0 | 0 | 0 | 0 | 1 | 2 | 1 | 0 | .264 | |
| Mar 31 | at Illinois | *ss | 3 | 2 | 1 | 1 | 0 | 0 | 0 | 1 | 0 | 0 | 1 | 0 | 1 | 0 | 2 | 2 | 4 | 0 | .267 | |
| Apr 01 | at Illinois | *ss | 4 | 0 | 2 | 1 | 0 | 0 | 0 | 0 | 0 | 0 | 0 | 0 | 0 | 0 | 0 | 2 | 3 | 0 | .277 | |
| Apr 04 | GRAND VIEW | *ss | 3 | 2 | 0 | 0 | 0 | 0 | 0 | 0 | 0 | 0 | 1 | 0 | 0 | 0 | 1 | 1 | 3 | 0 | .268 | |
| Apr 07 | OHIO STATE-1 | *ss | 4 | 0 | 0 | 0 | 0 | 0 | 0 | 0 | 0 | 0 | 0 | 0 | 0 | 0 | 1 | 0 | 2 | 0 | .257 | |
| Apr 07 | OHIO STATE-2 | *ss | 3 | 0 | 0 | 0 | 0 | 0 | 0 | 0 | 0 | 0 | 0 | 1 | 0 | 0 | 0 | 1 | 1 | 3 | 0 | .250 |
| Apr 08 | OHIO STATE | *ss | 1 | 1 | 1 | 1 | 0 | 0 | 2 | 0 | 0 | 0 | 0 | 0 | 1 | 0 | 0 | 0 | 4 | 1 | .257 | |
| Apr 11 | COE COLLEGE | *ss | 2 | 1 | 1 | 1 | 0 | 0 | 0 | 0 | 0 | 0 | 1 | 0 | 0 | 0 | 0 | 1 | 2 | 0 | .262 | |
| Apr 13 | at Nebraska-1 | *ss | 3 | 2 | 0 | 0 | 0 | 0 | 0 | 1 | 0 | 0 | 1 | 0 | 0 | 0 | 2 | 1 | 6 | 0 | .255 | |
| Apr 13 | at Nebraska-2 | *ss | 4 | 1 | 1 | 1 | 0 | 0 | 1 | 0 | 0 | 0 | 0 | 0 | 0 | 0 | 1 | 2 | 5 | 0 | .254 | |
| Apr 17 | NORTHERN ILLINOIS | *ss | 4 | 0 | 0 | 0 | 0 | 0 | 0 | 0 | 0 | 0 | 0 | 0 | 0 | 0 | 1 | 3 | 5 | 0 | .246 | |
| Totals | | 33gs | 118 | 26 | 29 | 22 | 4 | 1 | 5 | 17 | 0 | 0 | 8 | 1 | 3 | 1 | 29 | 46 | 94 | 4 | .246 | |

On base pct. .370 • Slugging pct. .424

CAREER-HIGHS

AB: 5, 2X, LAST AT ILLINOIS, 3/30/18

H: 2, 7X, LAST AT ILLINOIS, 4/1/18

R: 3 AT NEW ORLEANS, 2/25/18

2B: 1, 5X, LAST VS. OHIO STATE, 4/8/18

3B: 1 VS. EVANSVILLE, 3/17/18

HR: 1, 6X, LAST AT NEBRASKA, 4/13/18

RBI: 4 VS. EVANSVILLE, 3/17/18

BB: 2, 3X, LAST VS. OHIO STATE, 4/8/18

SB: N/A

SEASON HIGHLIGHTS

- Iowa's starting shortstop... started all 33 games -- 32 at shortstop... is the first underclassman to start at the position since 2013 (Jake Yacinich)... hitting .246 (29-of-118) with 26 runs and 22 RBIs... has scored at least one run in 17 games... has hit safely in 22 games and reached safely in 27 contests... reached safely in a career-best 14 straight contests from March 11-April 7
- Hit is fifth home run -- a solo shot -- in game two at Nebraska (4/13)... connected on his fourth home run -- a solo shot -- against Bradley (3/28)... hit .500 (5-for-10) in the series sweep of Evansville (3/17-18) with six RBIs and four runs... went 2-for-3 with a double, triple and a career-high four RBIs in a game two win and 2-for-4 with two RBIs and a solo home run -- his third of the season -- in game three
- Had a pair of multi-hit games and drove in three runs in the three-game series at UAB (3/2-4)... hit two home runs at the All-State Sugar Bowl Baseball Classic, connecting on a solo shot against Virginia Tech (2/23) and a two-run shot against New Orleans (2/25)... tallied his first career multi-hit game against Old Dominion, finishing 2-for-5 with a run scored
- Started seven games at the World University Games in Taiwan... hit .333 (7-of-21) with five runs and an RBI... played 20 games as a freshman with six starts (one at shortstop)
- Three-sport athlete at Abraham Lincoln High School -- tennis, basketball, and baseball

CAREER STATS

| YEAR | AVG. | G-GS | AB | R | H | 2B | 3B | HR | RBIS | BB | HBP | SO | SB-A |
|--------|------|-------|-----|----|----|----|----|----|------|----|-----|----|------|
| 2017 | .061 | 20-6 | 33 | 1 | 2 | 1 | 0 | 1 | 4 | 3 | 2 | 12 | 1-2 |
| 2018 | .246 | 33-33 | 118 | 26 | 29 | 4 | 1 | 5 | 22 | 17 | 8 | 29 | 0-0 |
| TOTALS | .205 | 53-39 | 151 | 27 | 31 | 5 | 1 | 6 | 26 | 20 | 10 | 41 | 1-2 |

Instagram: [UIBaseball](#)



Twitter: [@UIBaseball](#)



Facebook: [iowabaseball](#)

24 NICK ALLGEYER

RS Jr. • LHP • 6-3 • 225
St. Louis, Mo. • St. John Vianney HS



2018 GAME-BY-GAME STATS

#24 Allgeyer, Nick - 9 appearances (All games)

| Date | Opponent | GS | IP | H | R | ER | BB | SO | 2B | 3B | HR | WP | BK | HBP | IBB | Score | W-L | Sv | ERA | NP |
|--------|------------------|----|------|----|----|----|----|----|----|----|----|----|----|-----|-----|-------|-----|----|------|-----|
| Feb 16 | vs Toledo | * | 5.0 | 4 | 3 | 0 | 3 | 7 | 0 | 0 | 0 | 0 | 0 | 0 | 0 | 4-3 | 0-0 | 0 | 0.00 | 90 |
| Feb 23 | vs Virginia Tech | * | 7.0 | 5 | 1 | 1 | 0 | 8 | 0 | 0 | 1 | 0 | 0 | 0 | 0 | 2-1 | 0-0 | 0 | 0.75 | 91 |
| Mar 02 | at UAB | * | 6.2 | 4 | 1 | 1 | 1 | 4 | 1 | 0 | 0 | 0 | 1 | 1 | 0 | 4-1 | 1-0 | 0 | 0.96 | 90 |
| Mar 09 | at UNLV | * | 6.0 | 6 | 3 | 3 | 2 | 5 | 2 | 0 | 0 | 1 | 0 | 1 | 0 | 0-4 | 1-1 | 0 | 1.82 | 92 |
| Mar 17 | EVANSVILLE-1 | * | 6.0 | 4 | 1 | 1 | 2 | 4 | 2 | 0 | 0 | 0 | 0 | 0 | 0 | 10-3 | 2-1 | 0 | 1.76 | 81 |
| Mar 23 | INDIANA-1 | * | 7.0 | 10 | 3 | 3 | 1 | 5 | 1 | 0 | 2 | 0 | 0 | 0 | 0 | 2-4 | 2-2 | 0 | 2.15 | 86 |
| Mar 30 | at Illinois | * | 6.1 | 7 | 5 | 3 | 1 | 8 | 2 | 0 | 2 | 0 | 0 | 2 | 0 | 8-5 | 3-2 | 0 | 2.45 | 77 |
| Apr 07 | OHIO STATE-1 | * | 6.0 | 5 | 2 | 1 | 3 | 8 | 2 | 0 | 0 | 0 | 0 | 0 | 1 | 1-2 | 3-3 | 0 | 2.34 | 122 |
| Apr 13 | at Nebraska-1 | * | 7.0 | 5 | 1 | 0 | 4 | 4 | 1 | 0 | 0 | 0 | 0 | 0 | 0 | 7-1 | 4-3 | 0 | 2.05 | 82 |
| Totals | | 9 | 57.0 | 50 | 20 | 13 | 17 | 53 | 11 | 0 | 5 | 1 | 1 | 4 | 1 | 38-24 | 4-3 | 0 | 2.05 | - |

CAREER-HIGHS

IP: 7.0, 3X, LAST AT NEBRASKA, 3/13/18
H: 10 vs. INDIANA, 3/23/18
R: 5 AT ILLINOIS, 3/30/18
ER: 3, 4X, LAST AT ILLINOIS, 3/30/18
SO: 8, 3X, LAST vs. OHIO STATE, 4/7/18
BB: 4 AT NEBRASKA, 4/13/18

SEASON HIGHLIGHTS

- Iowa's Friday night starter... missed the 2017 season recovering from Tommy John surgery... is 4-3 with a 2.05 ERA in nine starts with 53 strikeouts in 57 innings... has 25 strikeouts in four Big Ten starts, which are second-most in the league
- Has gone at least five innings in all nine starts and allowed one earned run or fewer in 6-of-9 starts... has eight straight quality starts dating back to Week 2
- Ranks in the top-11 in the Big Ten in five different pitching categories... tied for second in innings (57), third in strikeouts (53), fourth in ERA (2.05), tied for sixth in strikeouts looking (15), and 11th in batting average against (.237)... first in Big Ten play in strikeouts (25) and second in innings (26.2)
- Recorded his fourth win, allowing one unearned run on five hits over seven innings at Nebraska (4/13)... tied a career-high with eight strikeouts against Ohio State (4/7) where he was the tough-luck loser... allowed two runs (one earned) over six innings in a 2-1 loss... notched his first Big Ten victory (third overall win), allowing five runs (three earned) over 6 1/3 innings in the series opener at No. 22 Illinois... tied a season and career-high with eight strikeouts against one walk... recorded win No. 2, allowing one run on four hits over six innings in a victory over Evansville (3/17)... had four strikeouts against two walks... it was his fourth straight quality start
- Notched his first victory as a starter, allowing one run on four hits over 6 2/3 innings at UAB (3/2)... had four strikeouts to one walk... tallied his first career quality start, allowing one run on five hits over seven innings against Virginia Tech (2/23)... the seven innings were a career long... had a career-best eight strikeouts without issuing a walk.
- Went five innings, allowing three unearned runs on four hits in his first Friday start against Toledo (2/16)... had seven strikeouts to three walks
- One of four team captains for 2018 season.
- Father, Ken, played football at Iowa from 1986-90.

CAREER STATS

| YEAR | ERA | W-L | APP | GS | CG | SHO | SV | IP | H | R | ER | BB | SO |
|--------|------|-----|-----|----|----|-----|----|-------|----|----|----|----|----|
| 2015 | 3.48 | 2-0 | 10 | 0 | 0 | 0/0 | 2 | 10.1 | 8 | 4 | 4 | 6 | 6 |
| 2016 | 3.44 | 0-0 | 22 | 1 | 0 | 0/1 | 1 | 36.2 | 28 | 16 | 14 | 11 | 32 |
| 2017 | -- | -- | -- | -- | -- | -- | -- | -- | -- | -- | -- | -- | -- |
| 2018 | 2.05 | 4-3 | 9 | 9 | 0 | 0/0 | 0 | 57.0 | 50 | 20 | 13 | 17 | 53 |
| TOTALS | 2.68 | 6-3 | 41 | 10 | 0 | 0/1 | 3 | 104.0 | 86 | 40 | 31 | 34 | 91 |

Instagram: [UIBaseball](#)



Twitter: [@UIBaseball](#)



Facebook: [iowabaseball](#)

27 BRADY SCHANUEL

Jr. • RHP • 6-3 • 210

Swansea, Ill. • Parkland College • Belleville East HS



2018 GAME-BY-GAME STATS

#27 Schanuel, Brady - 9 appearances (All games)

| Date | Opponent | GS | IP | H | R | ER | BB | SO | 2B | 3B | HR | WP | BK | HBP | IBB | Score | W-L | Sv | ERA | NP |
|--------|-----------------|----|------|----|----|----|----|----|----|----|----|----|----|-----|-----|-------|-----|----|------|-----|
| Feb 18 | vs Old Dominion | * | 3.2 | 2 | 0 | 0 | 2 | 4 | 1 | 0 | 0 | 0 | 0 | 2 | 0 | 4-1 | 1-0 | 0 | 0.00 | 61 |
| Feb 24 | vs Ball St. | * | 3.1 | 5 | 7 | 6 | 4 | 4 | 0 | 0 | 1 | 1 | 0 | 0 | 0 | 6-14 | 1-1 | 0 | 7.71 | 82 |
| Mar 03 | at UAB | * | 5.0 | 1 | 0 | 0 | 4 | 7 | 1 | 0 | 0 | 0 | 0 | 0 | 0 | 11-3 | 2-1 | 0 | 4.50 | 82 |
| Mar 10 | at UNLV | * | 5.0 | 5 | 2 | 2 | 4 | 4 | 3 | 0 | 0 | 2 | 0 | 1 | 0 | 2-11 | 2-2 | 0 | 4.24 | 94 |
| Mar 17 | EVANSVILLE-2 | * | 5.0 | 1 | 0 | 0 | 4 | 6 | 0 | 0 | 0 | 0 | 0 | 0 | 0 | 8-3 | 3-2 | 0 | 3.27 | 108 |
| Mar 23 | INDIANA-2 | * | 7.0 | 1 | 0 | 0 | 4 | 11 | 0 | 0 | 0 | 0 | 0 | 0 | 0 | 5-1 | 4-2 | 0 | 2.48 | 110 |
| Mar 31 | at Illinois | * | 2.0 | 7 | 6 | 6 | 2 | 1 | 3 | 0 | 1 | 0 | 0 | 1 | 0 | 12-13 | 4-3 | 0 | 4.06 | 53 |
| Apr 07 | OHIO STATE-2 | * | 6.0 | 6 | 3 | 3 | 4 | 7 | 3 | 0 | 0 | 0 | 0 | 0 | 0 | 9-5 | 5-3 | 0 | 4.14 | 100 |
| Apr 13 | at Nebraska-2 | * | 3.0 | 5 | 4 | 4 | 3 | 5 | 2 | 0 | 2 | 0 | 0 | 0 | 0 | 4-10 | 5-4 | 0 | 4.72 | 76 |
| Totals | | 9 | 40.0 | 33 | 22 | 21 | 31 | 49 | 13 | 0 | 4 | 3 | 0 | 4 | 0 | 61-61 | 5-4 | 0 | 4.72 | - |

CAREER-HIGHS

IP: 7.0 vs. INDIANA, 3/23/18

H: 7 at ILLINOIS, 3/31/18

R: 7 vs. BALL STATE, 2/24/18

ER: 6, 2X, LAST AT ILLINOIS, 3/31/18

SO: 11 vs. INDIANA, 3/23/18

BB: 4, 6X, LAST vs. OHIO STATE, 4/7/18

SEASON HIGHLIGHTS

- Iowa's Saturday starter... has a mid-90s fastball with a swing-and-miss slider
- Is 5-4 with a 4.72 ERA in nine starts... has 49 strikeouts against 31 walks over 40 innings... has allowed two or fewer hits in four starts.. has 24 strikeouts in four Big Ten starts to rank third in the league
- Tied for fifth in the Big Ten in wins (5), sixth in opposing batting average (.221) and tied for seventh in strikeouts (49)... has six or more strikeouts in four games this season
- Picked up his fifth win, posting a quality start in the victory over Ohio State (4/7)... allowed three runs on six hits over six innings, finishing with seven strikeouts... notched his fourth win, allowing one hit over seven shutout innings against No. 11 Indiana... had 11 strikeouts -- the most by a Hawkeye since 2004... retired the final 10 batters he faced
- Earned his third victory, allowing one hit over five innings against Evansville (3/17)... had six strikeouts in the game... allowed one hit over five innings and struck out seven in a road win at UAB (3/3) -- his second of the season... earned his first career victory, allowing no runs on two hits over 3 2/3 innings against Old Dominion (2/18)... had four strikeouts to two walks before leaving because of a predetermined pitch count
- Preseason All-Big Ten selection by Perfect Game... rated as the 51st-best starting pitcher in college baseball by D1Baseball.com
- Has twice been drafted in the Major League Baseball First-Year Player Draft... selected in 36th round in 2015 by Oakland and 20th round in 2016 by Philadelphia
- Was a two-time All-American at Parkland College, going 10-1 with a 2.13 ERA and 130 strikeouts over 80 1/3 innings in 2017 and 10-3 with a 1.83 ERA as a freshman with 131 strikeouts over 83 2/3 innings... transferred to Ole Miss following his freshman season before electing to return to Parkland
- Tabbed as the 90th-best prospect in D1Baseball's top-100 college prospects... also is the third-best draft prospect in the Big Ten by D1Baseball.com.

CAREER STATS

| YEAR | ERA | W-L | APP | GS | CG | SHO | SV | IP | H | R | ER | BB | SO |
|--------|------|-----|-----|----|----|-----|----|------|----|----|----|----|----|
| 2018 | 4.72 | 5-4 | 9 | 9 | 0 | 0/0 | 0 | 40.0 | 33 | 22 | 21 | 31 | 49 |
| TOTALS | 4.72 | 5-4 | 9 | 9 | 0 | 0/0 | 0 | 40.0 | 33 | 22 | 21 | 31 | 49 |

Instagram: [UIBaseball](#)



Twitter: [@UIBaseball](#)



Facebook: [iowabaseball](#)

28 CHRIS WHELAN

RS Jr. • IF/OF • 6-1 • 190
Naperville, Ill. • Parkland College • Benet



2018 GAME-BY-GAME STATS

#28 Whelan, Chris - 18 games (All games)

| Date | Opponent | Pos | AB | R | H | RBI | 2B | 3B | HR | BB | SB | CS | HBP | SAC | SF | GDP | K | PO | A | E | Avg | |
|--------|-------------------|-----|------|----|----|-----|----|----|----|----|----|----|-----|-----|----|-----|---|----|---|---|-----|------|
| Mar 17 | EVANSVILLE-1 | *dh | 5 | 2 | 2 | 0 | 0 | 0 | 0 | 0 | 0 | 0 | 0 | 0 | 0 | 0 | 0 | 0 | 0 | 0 | 0 | .400 |
| Mar 17 | EVANSVILLE-2 | *dh | 3 | 2 | 2 | 0 | 0 | 0 | 0 | 2 | 0 | 0 | 0 | 0 | 0 | 0 | 0 | 0 | 0 | 0 | 0 | .500 |
| Mar 18 | EVANSVILLE | *dh | 4 | 0 | 1 | 0 | 0 | 0 | 0 | 0 | 0 | 0 | 0 | 0 | 0 | 0 | 0 | 0 | 0 | 0 | 0 | .417 |
| Mar 20 | SAINT LOUIS | *dh | 5 | 1 | 3 | 0 | 0 | 0 | 0 | 0 | 0 | 0 | 0 | 0 | 0 | 0 | 0 | 0 | 0 | 0 | 0 | .471 |
| Mar 21 | LORAS COLLEGE | *dh | 3 | 1 | 1 | 0 | 0 | 0 | 0 | 1 | 0 | 0 | 0 | 0 | 0 | 0 | 0 | 0 | 0 | 0 | 0 | .450 |
| Mar 23 | INDIANA-1 | *dh | 4 | 0 | 0 | 0 | 0 | 0 | 0 | 0 | 0 | 0 | 0 | 0 | 0 | 0 | 0 | 0 | 0 | 0 | 0 | .375 |
| Mar 23 | INDIANA-2 | *dh | 5 | 1 | 1 | 1 | 0 | 0 | 0 | 0 | 0 | 0 | 0 | 0 | 0 | 0 | 0 | 0 | 0 | 0 | 0 | .345 |
| Mar 28 | BRADLEY | *dh | 5 | 4 | 4 | 0 | 0 | 0 | 0 | 0 | 1 | 0 | 0 | 1 | 0 | 0 | 0 | 1 | 0 | 0 | 0 | .412 |
| Mar 30 | at Illinois | *dh | 4 | 1 | 1 | 0 | 0 | 0 | 0 | 1 | 0 | 0 | 0 | 0 | 0 | 0 | 0 | 1 | 0 | 0 | 0 | .395 |
| Mar 31 | at Illinois | *dh | 4 | 2 | 2 | 0 | 0 | 0 | 0 | 2 | 0 | 0 | 0 | 0 | 0 | 0 | 0 | 0 | 0 | 0 | 0 | .405 |
| Apr 01 | at Illinois | *dh | 5 | 1 | 1 | 0 | 0 | 0 | 0 | 0 | 1 | 0 | 0 | 0 | 0 | 0 | 0 | 0 | 0 | 0 | 0 | .383 |
| Apr 04 | GRAND VIEW | *dh | 4 | 0 | 1 | 0 | 0 | 0 | 0 | 0 | 0 | 0 | 0 | 0 | 0 | 0 | 0 | 0 | 0 | 0 | 0 | .373 |
| Apr 07 | OHIO STATE-1 | *dh | 4 | 1 | 2 | 0 | 2 | 0 | 0 | 0 | 0 | 0 | 1 | 0 | 0 | 0 | 0 | 1 | 0 | 0 | 0 | .382 |
| Apr 07 | OHIO STATE-2 | *dh | 5 | 1 | 0 | 0 | 0 | 0 | 0 | 0 | 0 | 0 | 0 | 0 | 0 | 0 | 0 | 2 | 0 | 0 | 0 | .350 |
| Apr 08 | OHIO STATE | *dh | 4 | 0 | 1 | 0 | 0 | 0 | 0 | 0 | 0 | 0 | 0 | 0 | 0 | 0 | 0 | 1 | 0 | 0 | 0 | .344 |
| Apr 13 | at Nebraska-1 | *dh | 5 | 1 | 2 | 1 | 1 | 0 | 0 | 0 | 0 | 0 | 0 | 0 | 0 | 0 | 0 | 2 | 0 | 0 | 0 | .348 |
| Apr 13 | at Nebraska-2 | *dh | 4 | 0 | 1 | 0 | 0 | 0 | 0 | 0 | 0 | 0 | 0 | 0 | 0 | 0 | 0 | 0 | 0 | 0 | 0 | .342 |
| Apr 17 | NORTHERN ILLINOIS | *dh | 3 | 1 | 1 | 0 | 0 | 0 | 0 | 0 | 0 | 1 | 1 | 0 | 0 | 0 | 0 | 1 | 0 | 0 | 0 | .342 |
| Totals | | | 18gs | 76 | 19 | 26 | 2 | 3 | 0 | 1 | 6 | 2 | 1 | 3 | 0 | 0 | 0 | 9 | 0 | 0 | 0 | .342 |

On base pct. .412 • Slugging pct. .421

CAREER HIGHS

AB: 6 vs. NORTHERN ILLINOIS, 3/17/17

H: 4 vs. BRADLEY, 3/28/18

R: 4 vs. BRADLEY, 3/28/18

2B: 2 vs. OHIO STATE, 4/7/18

3B: N/A

HR: 2 vs. RUTGERS, 4/22/17

RBI: 3 vs. RUTGERS, 4/22/17

BB: 2, 9X, LAST AT ILLINOIS, 3/31/18

SB: 1, 8X, LAST AT ILLINOIS, 4/1/18

SEASON HIGHLIGHTS

- Returned to the lineup March 17 after missing the first month of the season, recovering from Tommy John surgery... suffered the injury during Scout Day in the fall
- Has started 18 games since his return as Iowa's leadoff hitter and designated hitter... hitting .342 (26-of-76) with 19 runs... has hit safely in 16-of-18 games with seven multi-hit games (four 2-hit, one 4-hit)... has scored at least one run in 13 of 18 contests
- Went 2-for-4 with a career-high two doubles in game one against Ohio State (4/7)... had a career-high four hits, finishing 4-for-5 with four runs scored against Bradley (3/28)... went 1-for-5 with a solo home run in Iowa's 5-1 victory over No. 11 Indiana (3/23)... hit .417 in the three game sweep of Evansville (3/17-18) with four runs... had a base hit in his first at-bat of the season... went 3-for-5, tying a career-high in hits, against Saint Louis (3/20)
- 2017 Big Ten Tournament Most Outstanding Player and Big Ten All-Tournament team selection... hit .333 (6-of-18) with two doubles, two home runs, four runs, and three RBIs in five games ... went 3-for-4 with a double and home run against Maryland (5/25) and 2-for-3 with a solo home run against Nebraska (5/26)... had 17 putouts in left field at the tourney
- Hit .309 with 37 runs and 25 RBIs as a sophomore... had 11 doubles and seven home runs... started 57 games -- 54 in left field, two at second base, and one as the DH
- Started his career at Bradley (2015) before playing at Parkland College in 2016

CAREER STATS

| YEAR | AVG. | G-GS | AB | R | H | 2B | 3B | HR | RBIS | BB | HBP | SO | SB-A |
|--------|------|-------|-----|----|----|----|----|----|------|----|-----|----|------|
| 2017 | .309 | 57-57 | 207 | 37 | 64 | 11 | 0 | 7 | 25 | 32 | 15 | 40 | 6-9 |
| 2018 | .342 | 18-18 | 76 | 19 | 26 | 3 | 0 | 1 | 2 | 6 | 3 | 9 | 2-3 |
| TOTALS | .318 | 75-75 | 283 | 56 | 90 | 14 | 0 | 8 | 27 | 38 | 18 | 49 | 8-12 |

Instagram: [UIBaseball](#)



Twitter: [@UIBaseball](#)



Facebook: [iowabaseball](#)

30 CONNOR MCCAFFERY

Fr. • OF/1B • 6-6 • 205
North Liberty, Iowa • Iowa City West HS



2018 GAME-BY-GAME STATS

CAREER-HIGHS

AB:
H:
R:
2B:
3B:
HR:
RBIs:
BB:
SB:

SEASON HIGHLIGHTS

- Two-sport athlete at the University of Iowa, also competing on the men's basketball team
- Son of Iowa head men's basketball coach Fran McCaffery

CAREER STATS

| YEAR | AVG. | G-GS | AB | R | H | 2B | 3B | HR | RBIS | BB | HBP | SO | SB-A |
|--------|------|------|----|----|----|----|----|----|------|----|-----|----|------|
| 2018 | -- | -- | -- | -- | -- | -- | -- | -- | -- | -- | -- | -- | -- |
| TOTALS | -- | -- | -- | -- | -- | -- | -- | -- | -- | -- | -- | -- | -- |

Instagram: [UIBaseball](#)




Twitter: [@UIBaseball](#)



Facebook: [iowabaseball](#)

32 BRETT MCCLEARY

Fr. • C • 6-2 • 215
Iowa City, Iowa • City HS



2018 GAME-BY-GAME STATS

#32 McCleary, Brett - 16 games (All games)

| Date | Opponent | Pos | AB | R | H | RBI | 2B | 3B | HR | BB | SB | CS | HBP | SAC | SF | GDP | K | PO | A | E | Avg | |
|--------|-------------------|------|----|---|---|-----|----|----|----|----|----|----|-----|-----|----|-----|---|----|---|---|-----|------|
| Feb 16 | vs Toledo | *dh | 4 | 0 | 0 | 0 | 0 | 0 | 0 | 0 | 0 | 0 | 0 | 0 | 0 | 0 | 0 | 0 | 0 | 0 | 0 | .000 |
| Feb 17 | vs Oakland | *dh | 2 | 0 | 1 | 0 | 0 | 0 | 0 | 1 | 0 | 0 | 0 | 0 | 0 | 0 | 1 | 0 | 0 | 0 | 0 | .167 |
| Feb 24 | vs Ball St. | ph | 0 | 0 | 0 | 0 | 0 | 0 | 0 | 1 | 0 | 0 | 0 | 0 | 0 | 0 | 0 | 0 | 0 | 0 | 0 | .167 |
| Feb 27 | CORNELL COLLEGE | *c | 3 | 2 | 2 | 2 | 0 | 0 | 0 | 2 | 0 | 1 | 0 | 0 | 0 | 0 | 0 | 11 | 1 | 0 | 0 | .333 |
| Mar 02 | at UAB | ph | 1 | 0 | 0 | 0 | 0 | 0 | 0 | 0 | 0 | 0 | 0 | 0 | 0 | 0 | 1 | 0 | 0 | 0 | 0 | .300 |
| Mar 03 | at UAB | *dh | 1 | 0 | 0 | 1 | 0 | 0 | 0 | 1 | 0 | 0 | 1 | 0 | 1 | 0 | 0 | 0 | 0 | 0 | 0 | .273 |
| Mar 04 | at UAB | ph | 1 | 0 | 0 | 0 | 0 | 0 | 0 | 0 | 0 | 0 | 0 | 0 | 0 | 0 | 1 | 0 | 0 | 0 | 0 | .250 |
| Mar 10 | at UNLV | ph/c | 1 | 0 | 0 | 0 | 0 | 0 | 0 | 0 | 0 | 0 | 0 | 0 | 0 | 0 | 1 | 1 | 0 | 0 | 0 | .231 |
| Mar 11 | at UNLV | *c | 4 | 0 | 0 | 0 | 0 | 0 | 0 | 0 | 0 | 0 | 0 | 0 | 0 | 0 | 0 | 5 | 1 | 0 | 0 | .176 |
| Mar 17 | EVANSVILLE-1 | c | 1 | 0 | 0 | 0 | 0 | 0 | 0 | 0 | 0 | 0 | 0 | 0 | 0 | 0 | 0 | 1 | 0 | 0 | 0 | .167 |
| Mar 17 | EVANSVILLE-2 | c | 1 | 0 | 0 | 0 | 0 | 0 | 0 | 0 | 0 | 0 | 0 | 0 | 0 | 0 | 1 | 3 | 0 | 0 | 0 | .158 |
| Mar 20 | SAINT LOUIS | *c | 1 | 0 | 0 | 1 | 0 | 0 | 0 | 2 | 0 | 0 | 0 | 0 | 1 | 0 | 0 | 6 | 0 | 0 | 0 | .150 |
| Mar 28 | BRADLEY | c | 1 | 0 | 0 | 0 | 0 | 0 | 0 | 1 | 0 | 0 | 0 | 0 | 0 | 0 | 0 | 3 | 0 | 0 | 0 | .143 |
| Apr 04 | GRAND VIEW | *c | 3 | 0 | 1 | 1 | 0 | 0 | 0 | 0 | 0 | 0 | 0 | 0 | 0 | 0 | 1 | 9 | 0 | 0 | 0 | .167 |
| Apr 11 | COE COLLEGE | *c | 3 | 1 | 1 | 0 | 0 | 0 | 0 | 0 | 0 | 0 | 0 | 0 | 0 | 0 | 1 | 6 | 2 | 0 | 0 | .185 |
| Apr 17 | NORTHERN ILLINOIS | *c | 2 | 0 | 0 | 0 | 0 | 0 | 0 | 0 | 0 | 0 | 0 | 0 | 0 | 0 | 1 | 3 | 0 | 1 | 0 | .172 |
| Totals | | 9gs | 29 | 3 | 5 | 5 | 0 | 0 | 0 | 8 | 0 | 1 | 1 | 0 | 2 | 0 | 8 | 48 | 4 | 1 | 0 | .172 |

On base pct. .350 • Slugging pct. .172

CAREER-HIGHS

- AB: 4, 2X, LAST AT UNLV, 3/11/18
- H: 2 vs. CORNELL COLLEGE, 2/27/18
- R: 2 vs. CORNELL COLLEGE, 2/27/18
- 2B: --
- 3B: --
- HR: --
- RBI: 2 vs. CORNELL COLLEGE, 2/27/18
- BB: 2, 2X, LAST vs. SAINT LOUIS, 3/20/18
- SB: --

SEASON HIGHLIGHTS

- Has started nine games -- three at designated hitter and six behind the plate... hitting .172 (5-of-29) with three runs and five RBIs
- One of two Iowa City natives on the Hawkeye roster
- Went 2-for-3 with two runs and two RBIs against Cornell College (2/27) for his first career multi-hit game... had his first career hit against Oakland (2/17)
- Started six games at the World University Games, four at DH and two at catcher... hit .292 (7-of-24) with three doubles, two runs, and two RBIs


CAREER STATS

| YEAR | AVG. | G-GS | AB | R | H | 2B | 3B | HR | RBIS | BB | HBP | SO | SB-A |
|--------|------|------|----|---|---|----|----|----|------|----|-----|----|------|
| 2018 | .172 | 16-9 | 29 | 3 | 5 | 0 | 0 | 0 | 5 | 8 | 1 | 8 | 0-1 |
| TOTALS | .172 | 16-9 | 29 | 3 | 5 | 0 | 0 | 0 | 5 | 8 | 1 | 8 | 0-1 |



33 JACK DREYER

Fr. • LHP • 6-2 • 200
Johnston, Iowa • Johnston HS



2018 GAME-BY-GAME STATS

#33 Dreyer, Jack - 10 appearances (All games)

| Date | Opponent | GS | IP | H | R | ER | BB | SO | 2B | 3B | HR | WP | BK | HBP | IBB | Score | W-L | Sv | ERA | NP |
|--------|-------------------|----|------|----|----|----|----|----|----|----|----|----|----|-----|-----|-------|-----|----|------|----|
| Feb 17 | vs Oakland | | 1.1 | 3 | 1 | 0 | 2 | 1 | 1 | 0 | 0 | 0 | 0 | 0 | 0 | 8-6 | 0-0 | 0 | 0.00 | 36 |
| Feb 27 | CORNELL COLLEGE | | 2.0 | 1 | 0 | 0 | 1 | 3 | 1 | 0 | 0 | 0 | 0 | 0 | 0 | 15-1 | 0-0 | 0 | 0.00 | 14 |
| Mar 04 | at UAB | | 1.0 | 0 | 0 | 0 | 0 | 2 | 0 | 0 | 0 | 0 | 0 | 0 | 0 | 0-4 | 0-0 | 0 | 0.00 | 16 |
| Mar 10 | at UNLV | | 0.0 | 1 | 3 | 3 | 1 | 0 | 1 | 0 | 0 | 0 | 0 | 1 | 0 | 2-11 | 0-0 | 0 | 6.23 | 15 |
| Mar 14 | vs Missouri State | * | 2.1 | 4 | 4 | 3 | 1 | 6 | 0 | 0 | 1 | 1 | 0 | 2 | 0 | 3-8 | 0-1 | 0 | 8.10 | 59 |
| Mar 20 | SAINT LOUIS | | 1.0 | 2 | 2 | 2 | 1 | 2 | 0 | 0 | 0 | 1 | 0 | 1 | 0 | 6-7 | 0-2 | 0 | 9.39 | 34 |
| Mar 28 | BRADLEY | | 1.0 | 1 | 1 | 1 | 2 | 1 | 1 | 0 | 0 | 0 | 0 | 0 | 0 | 13-9 | 0-2 | 0 | 9.35 | 22 |
| Apr 04 | GRAND VIEW | | 1.0 | 0 | 0 | 0 | 0 | 1 | 0 | 0 | 0 | 0 | 0 | 0 | 0 | 4-2 | 0-2 | 0 | 8.38 | 12 |
| Apr 11 | COE COLLEGE | | 2.0 | 4 | 1 | 1 | 0 | 3 | 0 | 0 | 0 | 0 | 0 | 0 | 0 | 16-1 | 0-2 | 0 | 7.71 | 42 |
| Apr 17 | NORTHERN ILLINOIS | | 2.0 | 0 | 0 | 0 | 1 | 0 | 0 | 0 | 0 | 0 | 0 | 1 | 0 | 2-0 | 1-2 | 0 | 6.59 | 26 |
| Totals | | 1 | 13.2 | 16 | 12 | 10 | 9 | 19 | 4 | 0 | 1 | 2 | 0 | 5 | 0 | 69-49 | 1-2 | 0 | 6.59 | - |

CAREER-HIGHS

IP: 2.1 vs. MISSOURI STATE, 3/14/18
 H: 4, 2X, LAST vs. COE COLLEGE, 4/11/18
 R: 4 vs. MISSOURI STATE, 3/14/18
 ER: 3, 2X, LAST vs. MISSOURI STATE, 3/14/18
 SO: 6 vs. MISSOURI STATE, 3/14/18
 BB: 2, 2X, LAST vs. BRADLEY, 3/28/18

SEASON HIGHLIGHTS

- Left-handed reliever... is 1-2 with a 6.59 ERA in 10 appearances, spanning 13 2/3 innings... has 19 strikeouts to nine walks
- Earned his first career win, tossing two shutout innings in Iowa's 2-0 shutout victory over Northern Illinois (4/17)... made his first career start against Missouri State (3/14), where he fanned six batters in 2 1/3 innings... made his Hawkeye debut against Oakland, allowing one unearned run on three hits in 1 1/3 innings... tossed two innings of relief against Cornell (2/27), allowing one hit and fanning three
- Tabbed as the 11th-best freshman in the Big Ten by D1Baseball.com.
- Will pitch in the summer of 2018 in the Cape Cod League for the Harwich Mariners.
- Father, Steve, played Major League Baseball for the Texas Rangers.

CAREER STATS

| YEAR | ERA | W-L | APP | GS | CG | SHO | SV | IP | H | R | ER | BB | SO |
|--------|------|-----|-----|----|----|-----|----|------|----|----|----|----|----|
| 2018 | 6.59 | 1-2 | 10 | 1 | 0 | 0/1 | 0 | 13.2 | 16 | 12 | 10 | 9 | 19 |
| TOTALS | 6.59 | 1-2 | 10 | 1 | 0 | 0/1 | 0 | 13.2 | 16 | 12 | 10 | 9 | 19 |



35 CAM BAUMANN

Fr. • LHP • 6-2 • 190
Fairfield, Iowa • Fairfield HS



2018 GAME-BY-GAME STATS

#35 Baumann, Cam - 13 appearances (All games)

| Date | Opponent | GS | IP | H | R | ER | BB | SO | 2B | 3B | HR | WP | BK | HBP | IBB | Score | W-L | Sv | ERA | NP |
|--------|-------------------|----|-----|----|---|----|----|----|----|----|----|----|----|-----|-----|-------|-----|----|------|----|
| Feb 18 | vs Old Dominion | | 0.1 | 2 | 0 | 0 | 1 | 1 | 0 | 0 | 0 | 0 | 0 | 0 | 0 | 4-1 | 0-0 | 0 | 0.00 | 10 |
| Feb 24 | vs Ball St. | | 1.0 | 1 | 1 | 1 | 2 | 0 | 0 | 0 | 0 | 0 | 0 | 0 | 0 | 6-14 | 0-0 | 0 | 6.75 | 25 |
| Mar 09 | at UNLV | | 1.0 | 0 | 0 | 0 | 1 | 2 | 0 | 0 | 0 | 0 | 0 | 0 | 0 | 0-4 | 0-0 | 0 | 3.86 | 20 |
| Mar 14 | vs Missouri State | | 1.0 | 1 | 0 | 0 | 0 | 0 | 1 | 0 | 0 | 0 | 0 | 0 | 0 | 3-8 | 0-0 | 0 | 2.70 | 12 |
| Mar 17 | EVANSVILLE-2 | | 1.1 | 0 | 0 | 0 | 1 | 3 | 0 | 0 | 0 | 0 | 0 | 0 | 0 | 8-3 | 0-0 | 0 | 1.93 | 24 |
| Mar 21 | LORAS COLLEGE | | 0.1 | 2 | 2 | 2 | 0 | 1 | 0 | 0 | 0 | 1 | 0 | 0 | 0 | 6-4 | 0-0 | 0 | 5.40 | 9 |
| Mar 23 | INDIANA-1 | | 0.0 | 0 | 0 | 0 | 1 | 0 | 0 | 0 | 0 | 1 | 0 | 1 | 1 | 2-4 | 0-0 | 0 | 5.40 | 5 |
| Mar 28 | BRADLEY | | 1.0 | 1 | 0 | 0 | 0 | 2 | 0 | 0 | 0 | 0 | 0 | 0 | 0 | 13-9 | 0-0 | 0 | 4.50 | 17 |
| Apr 04 | GRAND VIEW | | 1.0 | 0 | 0 | 0 | 0 | 1 | 0 | 0 | 0 | 0 | 0 | 0 | 0 | 4-2 | 1-0 | 0 | 3.86 | 14 |
| Apr 07 | OHIO STATE-2 | | 1.0 | 3 | 2 | 2 | 1 | 2 | 0 | 0 | 0 | 0 | 0 | 0 | 0 | 9-5 | 1-0 | 0 | 5.62 | 29 |
| Apr 11 | COE COLLEGE | | 1.0 | 1 | 0 | 0 | 1 | 2 | 0 | 0 | 0 | 0 | 0 | 0 | 0 | 16-1 | 1-0 | 0 | 5.00 | 25 |
| Apr 13 | at Nebraska-2 | | 0.0 | 0 | 1 | 1 | 1 | 0 | 0 | 0 | 0 | 0 | 0 | 0 | 0 | 4-10 | 1-0 | 0 | 6.00 | 4 |
| Apr 17 | NORTHERN ILLINOIS | | 0.0 | 1 | 0 | 0 | 0 | 0 | 0 | 0 | 0 | 0 | 0 | 0 | 0 | 2-0 | 1-0 | 0 | 6.00 | 13 |
| Totals | | 0 | 9.0 | 12 | 6 | 6 | 9 | 14 | 1 | 0 | 0 | 2 | 0 | 1 | 1 | 77-65 | 1-0 | 0 | 6.00 | - |

CAREER-HIGHS

- IP: 1.1 vs. EVANSVILLE, 3/17/18
- H: 3 vs. OHIO STATE, 4/7/18
- R: 2, 2X, LAST vs. OHIO STATE, 4/7/18
- ER: 2, 2X, LAST vs. OHIO STATE, 4/7/18
- SO: 3 vs. EVANSVILLE, 3/17/18
- BB: 2 vs. BALL STATE, 2/24/18

SEASON HIGHLIGHTS

- Left-handed reliever option... is 1-0 with a 6.00 ERA in 13 appearances, spanning nine innings
- Earned his first career victory, tossing one perfect inning in relief in a midweek victory over Grand View (4/4)... made his Iowa debut against Old Dominion (2/18), allowing two hits in 1/3 of an inning
- Four-time all-state selection at Fairfield High School

CAREER STATS

| YEAR | ERA | W-L | APP | GS | CG | SHO | SV | IP | H | R | ER | BB | SO |
|--------|------|-----|-----|----|----|-----|----|-----|----|---|----|----|----|
| 2018 | 6.00 | 1-0 | 13 | 0 | 0 | 0/1 | 0 | 9.0 | 12 | 6 | 6 | 9 | 14 |
| TOTALS | 6.00 | 1-0 | 13 | 0 | 0 | 0/1 | 0 | 9.0 | 12 | 6 | 6 | 9 | 14 |



37 KACE MASSNER

RS Fr. • OF • 6-6 • 230
Burlington, Iowa • Burlington HS



2018 GAME-BY-GAME STATS

#37 Massner, Kace - 11 games (All games)

| Date | Opponent | Pos | AB | R | H | RBI | 2B | 3B | HR | BB | SB | CS | HBP | SAC | SF | GDP | K | PO | A | E | Avg | |
|--------|-------------------|-------|----|---|---|-----|----|----|----|----|----|----|-----|-----|----|-----|---|----|---|---|-----|------|
| Feb 23 | vs Virginia Tech | pr | 0 | 1 | 0 | 0 | 0 | 0 | 0 | 0 | 1 | 0 | 0 | 0 | 0 | 0 | 0 | 0 | 0 | 0 | 0 | .000 |
| Feb 24 | vs Ball St. | ph | 1 | 0 | 0 | 0 | 0 | 0 | 0 | 0 | 0 | 0 | 0 | 0 | 0 | 0 | 1 | 0 | 0 | 0 | 0 | .000 |
| Feb 27 | CORNELL COLLEGE | ph | 1 | 1 | 0 | 1 | 0 | 0 | 0 | 1 | 0 | 0 | 0 | 0 | 0 | 0 | 0 | 0 | 0 | 0 | 0 | .000 |
| Mar 11 | at UNLV | *of | 4 | 0 | 1 | 1 | 0 | 0 | 0 | 0 | 0 | 0 | 0 | 0 | 0 | 0 | 1 | 0 | 0 | 0 | 0 | .167 |
| Mar 14 | vs Missouri State | *of | 4 | 0 | 0 | 0 | 0 | 0 | 0 | 0 | 0 | 0 | 0 | 0 | 0 | 0 | 2 | 1 | 0 | 0 | 0 | .100 |
| Mar 17 | EVANSVILLE-1 | *of | 0 | 0 | 0 | 0 | 0 | 0 | 0 | 1 | 0 | 0 | 0 | 0 | 0 | 0 | 0 | 0 | 0 | 0 | 0 | .100 |
| Mar 17 | EVANSVILLE-2 | ph | 1 | 0 | 0 | 0 | 0 | 0 | 0 | 0 | 0 | 0 | 0 | 0 | 0 | 0 | 0 | 0 | 0 | 0 | 0 | .091 |
| Mar 18 | EVANSVILLE | pr | 0 | 1 | 0 | 0 | 0 | 0 | 0 | 0 | 0 | 0 | 0 | 0 | 0 | 0 | 0 | 0 | 0 | 0 | 0 | .091 |
| Mar 21 | LORAS COLLEGE | ph | 1 | 0 | 0 | 0 | 0 | 0 | 0 | 0 | 0 | 0 | 0 | 0 | 0 | 0 | 1 | 0 | 0 | 0 | 0 | .083 |
| Apr 11 | COE COLLEGE | ph/dh | 2 | 0 | 0 | 0 | 0 | 0 | 0 | 1 | 0 | 0 | 0 | 0 | 0 | 0 | 0 | 1 | 0 | 0 | 0 | .071 |
| Apr 17 | NORTHERN ILLINOIS | pr | 0 | 0 | 0 | 0 | 0 | 0 | 0 | 0 | 1 | 0 | 0 | 0 | 0 | 0 | 0 | 0 | 0 | 0 | 0 | .071 |
| Totals | | 3gs | 14 | 3 | 1 | 2 | 0 | 0 | 0 | 3 | 2 | 0 | 0 | 0 | 0 | 0 | 6 | 1 | 0 | 0 | 0 | .071 |

On base pct. .235 • Slugging pct. .071

CAREER-HIGHS

AB: 4, 2X, LAST VS. MISSOURI STATE, 3/14/18

H: 1 at UNLV, 3/11/18

R: 1, 3X, LAST VS. EVANSVILLE, 3/18/18

2B: --

3B: --

HR: --

RBI: 1, 2X, LAST AT UNLV, 3/11/18

BB: 1, 3X, LAST VS. COE COLLEGE, 4/11/18

SB: 1, 2X, LAST VS. NORTHERN ILLINOIS, 4/17/18

SEASON HIGHLIGHTS

- Has appeared in 11 games with three starts -- all in left field... hitting .071 (1-of-14) with three runs and two RBIs
- Made his first career start at UNLV (3/11), finishing 1-for-4 with an RBI single... made his Iowa debut against Virginia Tech (2/23)... scored the game-winning run via walk-off in the bottom of the 10th after entering as a pinch runner
- Redshirted in 2017

CAREER STATS

| YEAR | AVG. | G-GS | AB | R | H | 2B | 3B | HR | RBIS | BB | HBP | SO | SB-A |
|--------|------|------|----|---|---|----|----|----|------|----|-----|----|------|
| 2018 | .071 | 11-3 | 14 | 3 | 1 | 0 | 0 | 0 | 2 | 3 | 0 | 6 | 2-2 |
| TOTALS | .071 | 11-3 | 14 | 3 | 1 | 0 | 0 | 0 | 2 | 3 | 0 | 6 | 2-2 |



38 TRENTON WALLACE

Fr. • LHP/OF • 6-1 • 200
Rock Island, Ill. • Davenport Assumption HS



2018 GAME-BY-GAME STATS

#38 Wallace, Trenton - 9 games (All games)

| Date | Opponent | Pos | AB | R | H | RBI | 2B | 3B | HR | BB | SB | CS | HBP | SAC | SF | GDP | K | PO | A | E | Avg | |
|--------|-------------------|-------|----|---|---|-----|----|----|----|----|----|----|-----|-----|----|-----|---|----|---|---|-----|------|
| Feb 16 | vs Toledo | pr | 0 | 0 | 0 | 0 | 0 | 0 | 0 | 0 | 0 | 0 | 0 | 0 | 0 | 0 | 0 | 0 | 0 | 0 | 0 | .000 |
| Feb 18 | vs Old Dominion | p | 0 | 0 | 0 | 0 | 0 | 0 | 0 | 0 | 0 | 0 | 0 | 0 | 0 | 0 | 0 | 0 | 0 | 1 | 0 | .000 |
| Feb 24 | vs Ball St. | p | 1 | 0 | 0 | 0 | 0 | 0 | 0 | 0 | 0 | 0 | 0 | 0 | 0 | 0 | 0 | 0 | 0 | 0 | 0 | .000 |
| Feb 27 | CORNELL COLLEGE | *p | 0 | 0 | 0 | 0 | 0 | 0 | 0 | 0 | 0 | 0 | 0 | 0 | 0 | 0 | 0 | 0 | 0 | 1 | 1 | .000 |
| Mar 10 | at UNLV | ph/1b | 1 | 0 | 0 | 0 | 0 | 0 | 0 | 0 | 0 | 0 | 0 | 0 | 0 | 0 | 0 | 0 | 2 | 0 | 0 | .000 |
| Mar 14 | vs Missouri State | p | 0 | 0 | 0 | 0 | 0 | 0 | 0 | 0 | 0 | 0 | 0 | 0 | 0 | 0 | 0 | 0 | 1 | 1 | 0 | .000 |
| Mar 17 | EVANSVILLE-1 | ph/1b | 1 | 0 | 0 | 0 | 0 | 0 | 0 | 0 | 0 | 0 | 0 | 0 | 0 | 0 | 0 | 1 | 1 | 0 | 0 | .000 |
| Mar 21 | LORAS COLLEGE | ph/of | 0 | 0 | 0 | 0 | 0 | 0 | 0 | 0 | 1 | 0 | 0 | 0 | 0 | 0 | 0 | 0 | 1 | 1 | 0 | .000 |
| Apr 17 | NORTHERN ILLINOIS | *p | 0 | 0 | 0 | 0 | 0 | 0 | 0 | 0 | 0 | 0 | 0 | 0 | 0 | 0 | 0 | 0 | 1 | 1 | 0 | .000 |
| Totals | | 2gs | 3 | 0 | 0 | 0 | 0 | 0 | 0 | 0 | 1 | 0 | 0 | 0 | 0 | 0 | 0 | 1 | 7 | 4 | 0 | .000 |

On base pct. .250 • Slugging pct. .000

#38 Wallace, Trenton - 11 appearances (All games)

| Date | Opponent | GS | IP | H | R | ER | BB | SO | 2B | 3B | HR | WP | BK | HBP | IBB | Score | W-L | Sv | ERA | NP |
|--------|-------------------|----|------|----|---|----|----|----|----|----|----|----|----|-----|-----|-------|-----|----|------|----|
| Feb 18 | vs Old Dominion | | 1.2 | 1 | 1 | 1 | 3 | 2 | 0 | 0 | 0 | 0 | 0 | 0 | 0 | 4-1 | 0-0 | 0 | 5.40 | 41 |
| Feb 27 | CORNELL COLLEGE | * | 3.0 | 4 | 0 | 0 | 0 | 4 | 0 | 0 | 0 | 0 | 0 | 0 | 0 | 15-1 | 1-0 | 0 | 1.93 | 15 |
| Mar 03 | at UAB | | 2.2 | 2 | 1 | 1 | 1 | 4 | 1 | 0 | 0 | 0 | 0 | 2 | 0 | 11-3 | 1-0 | 0 | 2.45 | 47 |
| Mar 11 | at UNLV | | 0.1 | 0 | 0 | 0 | 0 | 1 | 0 | 0 | 0 | 0 | 0 | 0 | 0 | 3-13 | 1-0 | 0 | 2.35 | 7 |
| Mar 14 | vs Missouri State | | 2.0 | 3 | 3 | 3 | 1 | 2 | 1 | 0 | 1 | 0 | 1 | 1 | 0 | 3-8 | 1-0 | 0 | 4.66 | 46 |
| Mar 20 | SAINT LOUIS | | 3.0 | 2 | 2 | 1 | 1 | 1 | 0 | 0 | 1 | 1 | 0 | 0 | 0 | 6-7 | 1-0 | 0 | 4.26 | 47 |
| Mar 28 | BRADLEY | * | 1.0 | 1 | 0 | 0 | 0 | 1 | 0 | 0 | 0 | 0 | 0 | 0 | 0 | 13-9 | 1-0 | 0 | 3.95 | 21 |
| Apr 04 | GRAND VIEW | * | 2.0 | 2 | 2 | 2 | 0 | 3 | 0 | 0 | 1 | 0 | 0 | 0 | 0 | 4-2 | 1-0 | 0 | 4.60 | 28 |
| Apr 11 | COE COLLEGE | * | 1.0 | 1 | 0 | 0 | 0 | 0 | 0 | 0 | 0 | 0 | 0 | 0 | 0 | 16-1 | 1-0 | 0 | 4.32 | 19 |
| Apr 13 | at Nebraska-2 | | 0.1 | 0 | 0 | 0 | 0 | 1 | 0 | 0 | 0 | 0 | 0 | 0 | 0 | 4-10 | 1-0 | 0 | 4.24 | 4 |
| Apr 17 | NORTHERN ILLINOIS | * | 2.0 | 0 | 0 | 0 | 1 | 2 | 0 | 0 | 0 | 0 | 0 | 0 | 0 | 2-0 | 1-0 | 0 | 3.79 | 25 |
| Totals | | 6 | 19.0 | 16 | 9 | 8 | 7 | 21 | 2 | 0 | 3 | 1 | 1 | 3 | 0 | 81-55 | 1-0 | 0 | 3.79 | - |

CAREER-HIGHS

AB: 1, 3X, LAST VS. EVANSVILLE, 3/17/18

H:

R:

2B:

3B:

HR:

RBI:

BB: 1 vs. LORAS COLLEGE, 3/21/18

SB:

PITCHING

IP: 3.0, 2X, LAST VS. SAINT LOUIS, 3/20/18

H: 4 vs. CORNELL COLLEGE, 2/27/18

R: 3 vs. MISSOURI STATE, 3/14/18

ER: 3 vs. MISSOURI STATE, 3/14/18

SO: 4, 2X, LAST AT UAB, 3/3/18

BB: 3 vs. OLD DOMINION, 2/18/18

SEASON HIGHLIGHTS

- Is a two-way player as a left-handed pitcher and outfielder... is 1-0 with a 3.79 ERA in 11 appearances (six starts)... has 21 strikeouts against seven walks over 19.0 innings
- Earned his first career win in his first career start, scattering four hits and not allowing a run in three innings against Cornell College (2/27)... had four strikeouts to zero walks
- Made his Iowa debut against Old Dominion (2/18), allowing one run on one hit... fanned two, but issued three walks
- Named the 29th-best freshman in the Big Ten by D1Baseball.com

CAREER STATS

| YEAR | AVG. | G-GS | AB | R | H | 2B | 3B | HR | RBIS | BB | HBP | SO | SB-A |
|--------|------|------|----|---|---|----|----|----|------|----|-----|----|------|
| 2018 | .000 | 5-0 | 3 | 0 | 0 | 0 | 0 | 0 | 0 | 1 | 0 | 1 | 0-0 |
| TOTALS | .000 | 5-0 | 3 | 0 | 0 | 0 | 0 | 0 | 0 | 1 | 0 | 1 | 0-0 |

| YEAR | ERA | W-L | APP | GS | CG | SHO | SV | IP | H | R | ER | BB | SO |
|--------|------|-----|-----|----|----|-----|----|------|----|---|----|----|----|
| 2018 | 3.79 | 1-0 | 11 | 6 | 0 | 0/1 | 0 | 19.0 | 16 | 9 | 8 | 7 | 21 |
| TOTALS | 3.79 | 1-0 | 11 | 6 | 0 | 0/1 | 0 | 19.0 | 16 | 9 | 8 | 7 | 21 |

Instagram: [UIBaseball](#)



Twitter: [@UIBaseball](#)



Facebook: [iowabaseball](#)

43 GRANT LEONARD

So. • RHP • 5-11 • 170
Mokena, Ill • Lincoln Way HS



2018 GAME-BY-GAME STATS

#43 Leonard, Grant - 16 appearances (All games)

| Date | Opponent | GS | IP | H | R | ER | BB | SO | 2B | 3B | HR | WP | BK | HBP | IBB | Score | W-L | Sv | ERA | NP |
|--------|-------------------|----|------|----|---|----|----|----|----|----|----|----|----|-----|-----|-------|-----|----|------|----|
| Feb 16 | vs Toledo | | 0.2 | 0 | 0 | 0 | 0 | 1 | 0 | 0 | 0 | 0 | 0 | 0 | 0 | 4-3 | 1-0 | 0 | 0.00 | 8 |
| Feb 18 | vs Old Dominion | | 1.1 | 1 | 0 | 0 | 0 | 1 | 0 | 0 | 0 | 0 | 0 | 0 | 0 | 4-1 | 1-0 | 0 | 0.00 | 25 |
| Feb 27 | CORNELL COLLEGE | | 0.2 | 0 | 0 | 0 | 0 | 2 | 0 | 0 | 0 | 0 | 0 | 0 | 0 | 15-1 | 1-0 | 0 | 0.00 | 7 |
| Mar 02 | at UAB | | 0.2 | 1 | 0 | 0 | 1 | 2 | 0 | 0 | 0 | 0 | 0 | 0 | 0 | 4-1 | 1-0 | 0 | 0.00 | 17 |
| Mar 04 | at UAB | | 0.2 | 1 | 0 | 0 | 0 | 0 | 0 | 0 | 0 | 0 | 0 | 0 | 0 | 0-4 | 1-0 | 0 | 0.00 | 3 |
| Mar 10 | at UNLV | | 0.1 | 3 | 3 | 3 | 0 | 0 | 0 | 0 | 0 | 0 | 0 | 0 | 0 | 2-11 | 1-0 | 0 | 6.23 | 11 |
| Mar 11 | at UNLV | | 0.1 | 2 | 0 | 0 | 0 | 0 | 0 | 0 | 0 | 1 | 0 | 0 | 0 | 3-13 | 1-0 | 0 | 5.79 | 15 |
| Mar 14 | vs Missouri State | | 0.2 | 1 | 0 | 0 | 0 | 1 | 0 | 0 | 0 | 0 | 0 | 0 | 0 | 3-8 | 1-0 | 0 | 5.06 | 14 |
| Mar 17 | EVANSVILLE-2 | | 1.0 | 0 | 0 | 0 | 0 | 0 | 0 | 0 | 0 | 0 | 0 | 0 | 0 | 8-3 | 1-0 | 0 | 4.26 | 13 |
| Mar 18 | EVANSVILLE | | 0.2 | 1 | 0 | 0 | 0 | 1 | 0 | 0 | 0 | 0 | 0 | 0 | 0 | 4-3 | 1-0 | 1 | 3.86 | 11 |
| Mar 21 | LORAS COLLEGE | | 1.0 | 2 | 1 | 1 | 1 | 1 | 0 | 0 | 0 | 0 | 0 | 0 | 1 | 6-4 | 1-0 | 1 | 4.50 | 21 |
| Mar 28 | BRADLEY | | 1.0 | 2 | 1 | 1 | 1 | 0 | 0 | 0 | 0 | 0 | 0 | 0 | 0 | 13-9 | 1-0 | 1 | 5.00 | 32 |
| Mar 30 | at Illinois | | 1.0 | 0 | 0 | 0 | 0 | 1 | 0 | 0 | 0 | 0 | 0 | 0 | 0 | 8-5 | 1-0 | 2 | 4.50 | - |
| Apr 01 | at Illinois | | 1.1 | 1 | 0 | 0 | 0 | 1 | 0 | 0 | 0 | 0 | 0 | 0 | 0 | 4-2 | 1-0 | 2 | 3.97 | 27 |
| Apr 11 | COE COLLEGE | | 1.0 | 2 | 0 | 0 | 0 | 1 | 0 | 0 | 0 | 0 | 0 | 0 | 0 | 16-1 | 1-0 | 2 | 3.65 | 14 |
| Apr 13 | at Nebraska-2 | | 0.2 | 1 | 0 | 0 | 0 | 0 | 1 | 0 | 0 | 0 | 0 | 0 | 0 | 4-10 | 1-0 | 2 | 3.46 | 16 |
| Totals | | 0 | 13.0 | 18 | 5 | 5 | 3 | 12 | 1 | 0 | 0 | 1 | 0 | 0 | 1 | 98-79 | 1-0 | 2 | 3.46 | - |

CAREER-HIGHS

IP: 1.1, 2X, LAST AT ILLINOIS, 4/1/18

H:3 AT UNLV, 3/10/18

R: 3 AT UNLV, 3/10/18

ER: 3 AT UNLV, 3/10/18

SO: 2, 2X, LAST AT UAB, 3/2/18

BB: 1, 4X, LAST VS. BRADLEY, 3/28/18

SEASON HIGHLIGHTS

- Is 1-0 with a 3.46 ERA in a team-high 16 appearances, which are tied for the third-most in the Big Ten... has 12 strikeouts in 13 innings of relief
- Was sidelined for two of the three games against Ohio State (4/7-8) after suffering a broken nose and subsequent concussion on a comebacker at Illinois (4/1)
- Recorded his first career save, tossing a perfect ninth in the road win at No. 22 Illinois... got four outs in the game three win before exiting the contest after taking a one-hopper off his face (still fielded his position and backed up first base with a broken nose)
- Picked up his first career win against Toledo (2/16), getting two outs with the bases loaded in the top of the ninth inning in an eventual walk-off Hawkeye victory
- Made two appearances in 2017...joined team as a walk-on

CAREER STATS

| YEAR | ERA | W-L | APP | GS | CG | SHO | SV | IP | H | R | ER | BB | SO |
|--------|------|-----|-----|----|----|-----|----|------|----|---|----|----|----|
| 2017 | 4.50 | 0-0 | 2 | 0 | 0 | 0/0 | 0 | 2.0 | 3 | 1 | 1 | 1 | 0 |
| 2018 | 3.46 | 1-0 | 16 | 0 | 0 | 0/0 | 2 | 13.0 | 18 | 5 | 5 | 3 | 12 |
| TOTALS | 3.60 | 1-0 | 18 | 0 | 0 | 0/0 | 2 | 15.0 | 21 | 6 | 6 | 4 | 12 |



44 ROBERT NEUSTROM

Jr. • OF • 6-3 • 210
Sioux City, Iowa • Sioux City North HS



2018 GAME-BY-GAME STATS

#44 Neustrom, Robert - 33 games (All games)

| Date | Opponent | Pos | AB | R | H | RBI | 2B | 3B | HR | BB | SB | CS | HBP | SAC | SF | GDP | K | PO | A | E | Avg | |
|--------|-------------------|--------|------|-----|----|-----|----|----|----|----|----|----|-----|-----|----|-----|---|----|----|---|------|------|
| Feb 16 | vs Toledo | *of | 4 | 2 | 2 | 1 | 0 | 0 | 1 | 0 | 0 | 0 | 0 | 0 | 0 | 0 | 1 | 3 | 0 | 1 | .500 | |
| Feb 17 | vs Oakland | *of | 4 | 1 | 1 | 2 | 1 | 0 | 0 | 0 | 0 | 0 | 0 | 0 | 1 | 0 | 0 | 0 | 0 | 0 | .375 | |
| Feb 18 | vs Old Dominion | *of | 4 | 1 | 1 | 0 | 0 | 0 | 1 | 0 | 0 | 0 | 0 | 0 | 0 | 0 | 0 | 0 | 0 | 0 | .333 | |
| Feb 23 | vs Virginia Tech | *of | 4 | 0 | 2 | 0 | 0 | 0 | 0 | 0 | 0 | 0 | 0 | 0 | 0 | 0 | 1 | 4 | 0 | 0 | .375 | |
| Feb 24 | vs Ball St. | *of | 5 | 0 | 1 | 0 | 0 | 0 | 0 | 0 | 0 | 0 | 0 | 0 | 0 | 0 | 1 | 2 | 0 | 0 | .333 | |
| Feb 25 | at New Orleans | *of | 5 | 1 | 2 | 0 | 0 | 0 | 1 | 1 | 0 | 0 | 0 | 0 | 0 | 0 | 0 | 2 | 0 | 0 | .346 | |
| Feb 27 | CORNELL COLLEGE | *of | 2 | 1 | 1 | 0 | 0 | 0 | 1 | 0 | 0 | 0 | 0 | 0 | 0 | 0 | 0 | 0 | 0 | 0 | .357 | |
| Mar 02 | at UAB | *of | 3 | 0 | 1 | 0 | 0 | 0 | 1 | 0 | 0 | 0 | 0 | 0 | 0 | 0 | 1 | 3 | 0 | 0 | .355 | |
| Mar 03 | at UAB | *of | 4 | 2 | 2 | 1 | 0 | 0 | 2 | 0 | 0 | 0 | 0 | 0 | 0 | 0 | 1 | 3 | 0 | 0 | .371 | |
| Mar 04 | at UAB | *of | 4 | 0 | 0 | 0 | 0 | 0 | 0 | 0 | 0 | 0 | 0 | 0 | 0 | 1 | 0 | 1 | 0 | 0 | .333 | |
| Mar 09 | at UNLV | *of | 3 | 0 | 1 | 0 | 0 | 0 | 1 | 0 | 0 | 0 | 0 | 0 | 0 | 0 | 1 | 2 | 0 | 0 | .333 | |
| Mar 10 | at UNLV | *of | 4 | 0 | 1 | 0 | 0 | 0 | 0 | 0 | 0 | 0 | 0 | 0 | 0 | 0 | 0 | 0 | 0 | 0 | .326 | |
| Mar 11 | at UNLV | *of | 4 | 1 | 2 | 1 | 1 | 0 | 0 | 0 | 0 | 0 | 0 | 0 | 0 | 0 | 1 | 0 | 0 | 0 | .340 | |
| Mar 14 | vs Missouri State | *of | 3 | 1 | 0 | 0 | 0 | 0 | 1 | 0 | 0 | 0 | 0 | 0 | 0 | 0 | 0 | 0 | 2 | 0 | .321 | |
| Mar 17 | EVANSVILLE-1 | *of | 4 | 2 | 2 | 2 | 0 | 0 | 1 | 0 | 0 | 0 | 1 | 0 | 0 | 0 | 0 | 3 | 0 | 0 | .333 | |
| Mar 17 | EVANSVILLE-2 | *of | 4 | 3 | 3 | 1 | 1 | 0 | 1 | 0 | 0 | 0 | 0 | 0 | 0 | 1 | 0 | 0 | 0 | 0 | .361 | |
| Mar 18 | EVANSVILLE | *of | 3 | 1 | 1 | 0 | 0 | 0 | 1 | 0 | 0 | 0 | 0 | 0 | 0 | 0 | 0 | 3 | 0 | 0 | .359 | |
| Mar 20 | SAINT LOUIS | *of | 5 | 0 | 1 | 0 | 0 | 0 | 0 | 0 | 0 | 0 | 0 | 0 | 0 | 0 | 1 | 2 | 0 | 0 | .348 | |
| Mar 21 | LORAS COLLEGE | *of | 3 | 2 | 1 | 1 | 0 | 0 | 1 | 1 | 0 | 0 | 0 | 0 | 0 | 0 | 0 | 3 | 0 | 0 | .347 | |
| Mar 23 | INDIANA-1 | *of | 4 | 0 | 1 | 0 | 0 | 0 | 0 | 0 | 0 | 0 | 0 | 0 | 0 | 0 | 0 | 0 | 0 | 0 | .342 | |
| Mar 23 | INDIANA-2 | *of | 5 | 1 | 2 | 0 | 2 | 0 | 0 | 0 | 0 | 0 | 0 | 0 | 0 | 0 | 0 | 3 | 0 | 0 | .346 | |
| Mar 28 | BRADLEY | *of | 5 | 1 | 3 | 2 | 0 | 0 | 1 | 0 | 0 | 0 | 0 | 0 | 0 | 0 | 1 | 1 | 0 | 0 | .360 | |
| Mar 30 | at Illinois | *of | 4 | 4 | 3 | 3 | 0 | 0 | 1 | 1 | 0 | 0 | 0 | 0 | 0 | 0 | 0 | 1 | 0 | 0 | .378 | |
| Mar 31 | at Illinois | *of/of | 6 | 1 | 1 | 2 | 0 | 0 | 0 | 0 | 0 | 0 | 0 | 0 | 0 | 1 | 1 | 4 | 0 | 0 | .365 | |
| Apr 01 | at Illinois | *of | 5 | 0 | 0 | 0 | 0 | 0 | 0 | 0 | 0 | 0 | 0 | 0 | 0 | 0 | 1 | 1 | 0 | 0 | .347 | |
| Apr 04 | GRAND VIEW | *of | 4 | 0 | 1 | 0 | 0 | 0 | 0 | 0 | 0 | 0 | 0 | 0 | 0 | 0 | 1 | 1 | 0 | 0 | .343 | |
| Apr 07 | OHIO STATE-1 | *of | 3 | 0 | 0 | 0 | 0 | 0 | 1 | 0 | 0 | 0 | 0 | 0 | 0 | 0 | 2 | 2 | 0 | 0 | .333 | |
| Apr 07 | OHIO STATE-2 | *of | 5 | 1 | 2 | 0 | 1 | 0 | 0 | 0 | 0 | 0 | 0 | 0 | 0 | 0 | 2 | 0 | 0 | 0 | .336 | |
| Apr 08 | OHIO STATE | *of | 3 | 0 | 1 | 0 | 0 | 0 | 1 | 0 | 0 | 0 | 0 | 0 | 0 | 0 | 0 | 0 | 0 | 0 | .336 | |
| Apr 11 | COE COLLEGE | *of | 3 | 1 | 2 | 1 | 0 | 0 | 0 | 0 | 0 | 0 | 0 | 0 | 0 | 0 | 0 | 0 | 0 | 0 | .345 | |
| Apr 13 | at Nebraska-1 | *of | 5 | 0 | 1 | 1 | 1 | 0 | 0 | 0 | 0 | 0 | 0 | 0 | 0 | 0 | 1 | 1 | 0 | 0 | .339 | |
| Apr 13 | at Nebraska-2 | *of | 4 | 2 | 2 | 1 | 0 | 0 | 1 | 0 | 0 | 0 | 0 | 0 | 0 | 0 | 1 | 1 | 0 | 0 | .344 | |
| Apr 17 | NORTHERN ILLINOIS | *of | 4 | 0 | 2 | 0 | 0 | 0 | 0 | 0 | 0 | 0 | 0 | 0 | 0 | 0 | 1 | 2 | 0 | 0 | .348 | |
| Totals | | | 33gs | 132 | 29 | 46 | 19 | 7 | 0 | 6 | 14 | 1 | 0 | 1 | 0 | 1 | 3 | 19 | 50 | 0 | 1 | .348 |

On base pct. .412 • Slugging pct. .538

CAREER HIGHS

AB: 6, 3X, LAST AT ILLINOIS, 3/31/18

H: 4 vs. LEHIGH, 3/12/17

R: 4 AT ILLINOIS, 3/30/18

2B: 2, 3X, LAST vs. INDIANA, 3/23/18

3B: 1, 4X, LAST vs. PURDUE, 3/26/17

HR: 2 AT ILLINOIS, 5/18/17

RBI: 5 vs. LEHIGH, 3/12/17

BB: 2, 3X, LAST AT UAB, 3/3/18

SB: 2, 2X, LAST vs. PENN STATE, 4/29/17

SEASON HIGHLIGHTS

- Iowa's starting right fielder... hitting .348 (46-of-132) with 29 runs and 19 RBIs... has hit safely in 29-of-33 games and reached safely in 31-of-33 contests... has a team-best 14 multi-hit games (11 2-hit, three 3-hit contests)... has started 96 straight games dating back to the 2016 season... has started 132 of 145 possible games in his Iowa career... had a season-best 10-game hitting streak from March 17-31... also had a career-best 14-game reached base streak... has four multi-hit games during his current six-game hitting streak
- Ranks in the top 13 in the Big Ten in six categories -- seventh in hits (46), tied for seventh in total bases (71), eighth in batting average (.348), tied for ninth in home runs (6), tied for 11th in runs (29), and 12th in slugging percentage (.538)
- Hit his sixth home run -- a solo, first-inning shot -- in game two at Nebraska (4/13)... finished 3-for-4 with a home run, three RBIs and a career-high four runs scored in the series opener at No. 22 Illinois... went 3-for-5 with two RBIs in come-from-behind win against Bradley (3/28)... went 2-for-5 with two doubles in game two against No. 11 Indiana (3/23)... hit .545 (6-of-11) with six runs scored in sweep of Evansville (3/17-18)... went 5-for-8 with five runs and three RBIs in the doubleheader, hitting home runs in both games... hit is fourth home run of the season against Loras College (3/21), finishing 1-for-3 with two runs and an RBI... had a pair of hits, including a solo home run in the 4-3 victory over Toledo (2/16)
- Preseason Big Ten Player of the Year by Baseball America and Perfect Game... preseason All-Big Ten selection by Perfect Game and named to the Big Ten Preseason Honors List... named the 26th-best outfielder in college baseball by D1Baseball.com.
- Second-team All-Big Ten as an outfielder as a junior... started all 61 games where he hit .310 with 79 hits, 41 runs, and 55 RBIs... had 16 doubles, one triple, and nine home runs
- Ranked third in the Big Ten in hits (79), third in total bases (124), fourth in RBIs (55), tied for eighth in doubles (16), tied for 10th in home runs (9), and 14th in slugging percentage (.486)
- One of Iowa's four team captains
- Rated as the second-best MLB Draft prospect in the Big Ten and 74th-best nationally... ranked as the 26th-best outfielder in the nation by D1Baseball.com... was a Cape Cod League All-Star in 2017... was one of top players in the field at the World University Games, hitting .387 (12-of-31) with six runs, six RBIs, and seven extra base hits

CAREER STATS

| YEAR | AVG. | G-GS | AB | R | H | 2B | 3B | HR | RBIS | BB | HBP | SO | SB-A |
|--------|------|---------|-----|----|-----|----|----|----|------|----|-----|----|-------|
| 2016 | .307 | 52-38 | 153 | 24 | 47 | 6 | 3 | 1 | 21 | 17 | 4 | 34 | 4-6 |
| 2017 | .310 | 61-61 | 255 | 41 | 79 | 16 | 1 | 9 | 55 | 19 | 2 | 36 | 10-14 |
| 2018 | .348 | 33-33 | 132 | 29 | 46 | 7 | 0 | 6 | 19 | 14 | 1 | 19 | 1-1 |
| TOTALS | .319 | 146-132 | 540 | 94 | 172 | 29 | 4 | 16 | 95 | 50 | 7 | 89 | 15-21 |

Instagram: [UIBaseball](#)




Twitter: [@UIBaseball](#)



Facebook: [iowabaseball](#)

45 KYLE SHIMP

RS So. • LHP • 6-7 • 225
Yorkville, Ill • Yorkville HS



2018 GAME-BY-GAME STATS

#45 Shimp, Kyle - 9 appearances (All games)

| Date | Opponent | GS | IP | H | R | ER | BB | SO | 2B | 3B | HR | WP | BK | HBP | IBB | Score | W-L | Sv | ERA | NP |
|--------|-------------------|----|-----|----|----|----|----|----|----|----|----|----|----|-----|-----|-------|-----|----|-------|----|
| Feb 17 | vs Oakland | | 2.0 | 1 | 0 | 0 | 3 | 1 | 0 | 0 | 0 | 0 | 0 | 0 | 0 | 8-6 | 0-0 | 1 | 0.00 | 48 |
| Feb 25 | at New Orleans | | 2.0 | 0 | 0 | 0 | 1 | 3 | 0 | 0 | 0 | 0 | 0 | 0 | 0 | 8-2 | 0-0 | 1 | 0.00 | 29 |
| Mar 04 | at UAB | | 0.1 | 3 | 3 | 3 | 0 | 0 | 1 | 0 | 0 | 0 | 0 | 0 | 0 | 0-4 | 0-0 | 1 | 6.23 | 12 |
| Mar 11 | at UNLV | | 0.1 | 2 | 3 | 3 | 1 | 0 | 0 | 0 | 0 | 0 | 0 | 0 | 0 | 3-13 | 0-0 | 1 | 11.57 | 11 |
| Mar 14 | vs Missouri State | | 0.1 | 1 | 1 | 1 | 1 | 0 | 0 | 0 | 0 | 0 | 0 | 0 | 0 | 3-8 | 0-0 | 1 | 12.60 | 13 |
| Mar 21 | LORAS COLLEGE | | 2.2 | 1 | 1 | 1 | 1 | 4 | 0 | 0 | 0 | 0 | 0 | 0 | 0 | 6-4 | 0-0 | 1 | 9.39 | 31 |
| Mar 28 | BRADLEY | | 1.0 | 0 | 0 | 0 | 2 | 1 | 0 | 0 | 0 | 0 | 0 | 0 | 0 | 13-9 | 0-0 | 1 | 8.31 | 22 |
| Mar 31 | at Illinois | | 0.0 | 3 | 3 | 3 | 0 | 0 | 0 | 0 | 0 | 1 | 0 | 0 | 0 | 12-13 | 0-0 | 1 | 11.42 | 18 |
| Apr 04 | GRAND VIEW | | 1.0 | 0 | 0 | 0 | 1 | 1 | 0 | 0 | 0 | 0 | 0 | 1 | 0 | 4-2 | 0-0 | 1 | 10.24 | 16 |
| Totals | | 0 | 9.2 | 11 | 11 | 11 | 10 | 10 | 1 | 0 | 0 | 1 | 0 | 1 | 0 | 57-61 | 0-0 | 1 | 10.24 | - |

CAREER-HIGHS

IP: 3.0 vs. MINNESOTA, 5/27/17

H: 3, 3X, LAST AT ILLINOIS, 3/31/18

R: 4 AT ILLINOIS, 5/19/17

ER: 3, 4X, LAST AT ILLINOIS, 3/31/18

SO: 4 vs. LORAS COLLEGE, 3/21/18

BB: 3, 2X, LAST vs. OAKLAND, 2/17/18

SEASON HIGHLIGHTS

- Has a low 90s fastball... is 0-0 with a 10.24 ERA in nine appearances with one save
- Earned his first career save, allowing one hit in two shutout innings against Oakland (2/17)
- Collegiate Baseball Freshman All-American... went 5-1 with a 3.18 ERA over 18 appearances in 2017... allowed just 18 hits over 28 1/3 innings and had 26 strikeouts, but 23 walks... holding opponents to a .186 batting average
- One of four team captains for 2018 season
- Rated as the 30th-best MLB Draft prospect in the Big Ten by D1Baseball.com

CAREER STATS

| YEAR | ERA | W-L | APP | GS | CG | SHO | SV | IP | H | R | ER | BB | SO |
|--------|-------|-----|-----|----|----|-----|----|------|----|----|----|----|----|
| 2017 | 3.18 | 5-1 | 18 | 0 | 0 | 0/0 | 0 | 28.1 | 18 | 15 | 10 | 23 | 26 |
| 2018 | 10.24 | 0-0 | 9 | 0 | 0 | 0/0 | 1 | 9.2 | 11 | 11 | 11 | 10 | 10 |
| TOTALS | 4.97 | 5-1 | 27 | 0 | 0 | 0/0 | 1 | 38.0 | 29 | 26 | 21 | 33 | 36 |



STARTING LINEUPS BY GAME

| Date | Opp. | C | 1B | 2B | 3B | SS | LF | CF | RF | DH/P |
|--------|---------------|----------|---------|---------|-------|---------|---------|---------|----------|----------|
| 2/16 | Toledo | Cropley | Hoeg | Boe | Elion | Crowl | Wetrich | Norman | Neustrom | McCleary |
| 2/17 | Oakland | Cropley | Judkins | Boe | Elion | Crowl | Hoeg | Norman | Neustrom | McCleary |
| 2/18 | Old Dom. | Cropley | Hoeg | Boe | Elion | Crowl | Norman | Jenkins | Neustrom | Judkins |
| 2/23 | Va. Tech | Cropley | Hoeg | Boe | Elion | Crowl | Norman | Jenkins | Neustrom | Judkins |
| 2/24 | Ball State | Cropley | Hoeg | Crowl | Elion | Wetrich | Norman | Jenkins | Neustrom | Guzzo |
| 2/25 | UNO | Cropley | Judkins | Boe | Hoeg | Crowl | Norman | Jenkins | Neustrom | Guzzo |
| 2/27 | Cornell | McCleary | Hoeg | Boe | Elion | Crowl | Wetrich | Jenkins | Neustrom | Cropley |
| 3/2 | at UAB | Cropley | Hoeg | Boe | Elion | Crowl | Norman | Jenkins | Neustrom | Wetrich |
| 3/3 | at UAB | Cropley | Hoeg | Boe | Elion | Crowl | Norman | Jenkins | Neustrom | McCleary |
| 3/4 | at UAB | Cropley | Hoeg | Boe | Elion | Crowl | Norman | Jenkins | Neustrom | Guzzo |
| 3/9 | at UNLV | Cropley | Hoeg | Boe | Elion | Crowl | Norman | Jenkins | Neustrom | Guzzo |
| 3/10 | at UNLV | Cropley | Hoeg | Wetrich | Elion | Crowl | Farley | Norman | Neustrom | Guzzo |
| 3/11 | at UNLV | McCleary | Hoeg | Boe | Elion | Crowl | Massner | Cropley | Neustrom | Guzzo |
| 3/14 | vs. Mo. St. | Cropley | Guzzo | Boe | Hoeg | Crowl | Massner | Norman | Neustrom | Elion |
| 3/17-1 | Evansville | Cropley | Guzzo | Boe | Hoeg | Crowl | Massner | Jenkins | Neustrom | Whelan |
| 3/17-2 | Evansville | Cropley | Guzzo | Boe | Hoeg | Crowl | Wetrich | Jenkins | Neustrom | Whelan |
| 3/18 | Evansville | Berst | Guzzo | Boe | Hoeg | Crowl | Wetrich | Cropley | Neustrom | Whelan |
| 3/20 | Saint Louis | McCleary | Guzzo | Boe | Hoeg | Crowl | Cropley | Jenkins | Neustrom | Whelan |
| 3/21 | Loras College | Berst | Hoeg | Wetrich | Elion | Crowl | Cropley | Norman | Neustrom | Whelan |
| 3/23-1 | Indiana | Cropley | Guzzo | Boe | Hoeg | Crowl | Norman | Jenkins | Neustrom | Whelan |
| 3/23-2 | Indiana | Cropley | Guzzo | Boe | Hoeg | Crowl | Norman | Jenkins | Neustrom | Whelan |
| 3/28 | Bradley | Cropley | Guzzo | Boe | Hoeg | Crowl | Norman | Jenkins | Neustrom | Whelan |
| 3/30 | at Illinois | Cropley | Guzzo | Boe | Hoeg | Crowl | Norman | Jenkins | Neustrom | Whelan |
| 3/31 | at Illinois | Cropley | Hoeg | Boe | Elion | Crowl | Wetrich | Jenkins | Neustrom | Whelan |
| 4/1 | at Illinois | Cropley | Guzzo | Boe | Elion | Crowl | Wetrich | Jenkins | Neustrom | Whelan |
| 4/4 | G. View | McCleary | Guzzo | Boe | Elion | Crowl | Cropley | Jenkins | Neustrom | Whelan |
| 4/7-1 | Ohio St. | Cropley | Hoeg | Boe | Elion | Crowl | Wetrich | Jenkins | Neustrom | Whelan |
| 4/7-2 | Ohio St. | Cropley | Guzzo | Boe | Elion | Crowl | Norman | Jenkins | Neustrom | Whelan |
| 4/8 | Ohio St. | Cropley | Guzzo | Boe | Elion | Crowl | Norman | Jenkins | Neustrom | Whelan |
| 4/11 | Coe College | McCleary | Guzzo | Boe | Elion | Crowl | Cropley | Jenkins | Neustrom | Judkins |
| 4/13-1 | Nebraska | Cropley | Guzzo | Boe | Elion | Crowl | Norman | Jenkins | Neustrom | Whelan |
| 4/13-2 | Nebraska | Cropley | Hoeg | Boe | Elion | Crowl | Wetrich | Jenkins | Neustrom | Whelan |
| 4/17 | N. Illinois | McCleary | Judkins | Boe | Elion | Crowl | Cropley | Jenkins | Neustrom | Whelan |

PINCH-HITTING BREAKDOWN

| Player | Avg. | AB-H-RBI | 2B-3B-HR | BB-HBP-50 |
|-----------------|-------|----------|----------|-----------|
| Matt Berst | 1.000 | 1-1-0 | 0-0-0 | 0-0-0 |
| Lorenzo Elion | .500 | 2-1-1 | 0-0-0 | 0-0-0 |
| Luke Farley | .000 | 9-0-0 | 0-0-0 | 1-0-4 |
| Austin Guzzo | .286 | 7-2-2 | 1-0-0 | 1-1-2 |
| Justin Jenkins | .000 | 1-0-0 | 0-0-0 | 0-0-1 |
| Grant Judkins | .333 | 3-1-0 | 1-0-0 | 2-0-1 |
| Kace Massner | .000 | 4-0-0 | 0-0-0 | 1-0-2 |
| Brett McCleary | .000 | 3-0-0 | 0-0-0 | 1-0-3 |
| Ben Norman | .000 | 3-0-0 | 0-0-0 | 1-0-1 |
| Zion Pettigrew | .250 | 4-1-1 | 0-0-0 | 0-0-0 |
| Trenton Wallace | .000 | 3-0-0 | 0-0-0 | 1-0-1 |
| Tanner Wetrich | .250 | 8-2-0 | 2-0-0 | 2-0-3 |

STARTING LINEUPS - BATTING ORDER

- Whelan (18), Jenkins (7), Norman (5), Hoeg (3)
- Neustrom (22), Crowl (9), Elion (2)
- Cropley (22), Neustrom (11)
- Guzzo (17), Cropley (11), Crowl (3), Elion (1), Judkins (1)
- Crowl (12), Elion (7), Guzzo (5), Wetrich (4), Judkins (3), McCleary (2), Hoeg (1)
- Hoeg (9), Elion (8), Crowl (7), Wetrich (6), Massner (2), McCleary (1)
- Jenkins (13), Hoeg (5), Norman (4), Elion (3), McCleary (2), Judkins (2), Boe (1), Farley (1), Crowl (1), Wetrich (1)
- Norman (10), Hoeg (8), McCleary (4), Boe (3), Elion (3), Jenkins (2), Crowl (1), Wetrich (1), Massner (1)
- Boe (26), Jenkins (4), Berst (2), Norman (1)

CAREER MULTI-HIT GAMES

| Player | 2015 | 2016 | 2017 | 2018 | Total |
|-----------------|------|------|------|------|-------|
| Matt Berst | -- | -- | -- | 1 | 1 |
| Mitchell Boe | -- | 2 | 12 | 7 | 21 |
| Tyler Cropley | -- | -- | 15 | 12 | 27 |
| Kyle Crowl | -- | -- | -- | 7 | 7 |
| Zach Daniels | -- | 4 | -- | -- | 4 |
| Lorenzo Elion | -- | -- | -- | 6 | 6 |
| Luke Farley | -- | 2 | -- | 1 | 3 |
| Austin Guzzo | 2 | 6 | 4 | 1 | 13 |
| Matt Hoeg | -- | -- | 15 | 5 | 20 |
| Justin Jenkins | -- | -- | -- | 5 | 5 |
| Grant Judkins | -- | -- | 7 | -- | 7 |
| Brett McCleary | -- | -- | -- | 1 | 1 |
| Robert Neustrom | -- | 12 | 25 | 14 | 51 |
| Ben Norman | -- | -- | 18 | 2 | 20 |
| Tanner Wetrich | -- | -- | -- | 3 | 3 |
| Chris Whelan | -- | -- | 22 | 7 | 29 |

CAREER MULTI-RBI GAMES

| Player | 2015 | 2016 | 2017 | 2018 | Total |
|-----------------|------|------|------|------|-------|
| Mitchell Boe | -- | -- | 6 | 4 | 10 |
| Tyler Cropley | -- | -- | 9 | 8 | 17 |
| Kyle Crowl | -- | -- | 1 | 4 | 5 |
| Zach Daniels | -- | 1 | -- | -- | 1 |
| Lorenzo Elion | -- | -- | -- | 5 | 5 |
| Luke Farley | -- | 3 | -- | -- | 3 |
| Austin Guzzo | 1 | 6 | 1 | 2 | 10 |
| Matt Hoeg | -- | -- | 12 | 2 | 14 |
| Justin Jenkins | -- | -- | 1 | 3 | 4 |
| Grant Judkins | -- | -- | 4 | 1 | 5 |
| Brett McCleary | -- | -- | -- | 1 | 1 |
| Robert Neustrom | 11 | 5 | 12 | 5 | 22 |
| Ben Norman | -- | -- | 7 | 2 | 9 |
| Tanner Wetrich | -- | -- | -- | 2 | 2 |
| Chris Whelan | -- | -- | 6 | -- | 6 |

HITTING/ON-BASE STREAKS

| Player | Hitting | Career | On-Base | Career |
|-----------------|---------|--------|---------|--------|
| Matt Berst | 1 | 1 | 1 | 1 |
| Mitchell Boe | 1 | 8 | 1 | 14 |
| Tyler Cropley | 2 | 12 | 4 | 16 |
| Kyle Crowl | -- | 8 | -- | 14 |
| Zach Daniels | -- | 5 | -- | 5 |
| Lorenzo Elion | 1 | 4 | 1 | 6 |
| Luke Farley | -- | 3 | -- | 6 |
| Matt Hoeg | -- | 8 | 3 | 12 |
| Austin Guzzo | 1 | 5 | 2 | 11 |
| Justin Jenkins | -- | 4 | -- | 8 |
| Grant Judkins | 1 | 6 | 3 | 15 |
| Kace Massner | -- | 1 | 1 | 2 |
| Brett McCleary | -- | 2 | -- | 4 |
| Robert Neustrom | 6 | 14 | 8 | 16 |
| Ben Norman | -- | 5 | -- | 14 |
| Zion Pettigrew | -- | 1 | 2 | 2 |
| Trenton Wallace | -- | -- | 1 | 1 |
| Tanner Wetrich | -- | 3 | -- | 6 |
| Chris Whelan | 4 | 7 | 4 | 14 |



STARTING PITCHERS

| Pitcher | Date | Opp. | Dec. | IP | H | R | ER | BB | SO | NP | Score | Final |
|----------|------|-------------------|------|-----|----|---|----|----|----|-----|-------|-------|
| Allgeyer | 2/16 | vs. Toledo | ND | 5.0 | 4 | 3 | 0 | 3 | 7 | 90 | 1-3 | 4-3 |
| McDonald | 2/17 | vs. Oakland | ND | 3.0 | 7 | 5 | 5 | 1 | 1 | 51 | 5-5 | 8-6 |
| Schanuel | 2/18 | vs. Old Dom. | W | 3.2 | 2 | 0 | 0 | 2 | 4 | 61 | 3-0 | 4-1 |
| Allgeyer | 2/23 | vs. Virginia Tech | ND | 7.0 | 5 | 1 | 1 | 0 | 8 | 91 | 1-1 | 2-1 |
| Schanuel | 2/24 | vs. Ball State | L | 3.1 | 5 | 7 | 6 | 4 | 4 | 82 | 2-7 | 6-14 |
| McDonald | 2/25 | at New Orleans | W | 7.0 | 3 | 2 | 0 | 1 | 4 | 88 | 6-2 | 8-2 |
| Wallace | 2/27 | Cornell College | W | 3.0 | 4 | 0 | 0 | 0 | 4 | 42 | 8-0 | 15-1 |
| Allgeyer | 3/2 | at UAB | W | 6.2 | 4 | 1 | 1 | 1 | 4 | 90 | 3-1 | 4-1 |
| Schanuel | 3/3 | at UAB | W | 5.0 | 1 | 0 | 0 | 4 | 7 | 82 | 3-0 | 11-3 |
| McDonald | 3/4 | at UAB | L | 5.0 | 5 | 1 | 1 | 1 | 4 | 82 | 0-1 | 0-4 |
| Allgeyer | 3/9 | at UNLV | L | 6.0 | 6 | 3 | 3 | 2 | 5 | 92 | 0-3 | 0-4 |
| Schanuel | 3/10 | at UNLV | L | 5.0 | 5 | 2 | 2 | 4 | 4 | 94 | 2-1 | 2-11 |
| McDonald | 3/11 | at UNLV | ND | 4.1 | 6 | 3 | 3 | 1 | 3 | 88 | 2-3 | 3-13 |
| Dreyer | 3/14 | vs. Missouri St. | L | 2.1 | 4 | 4 | 3 | 1 | 6 | 59 | 2-4 | 3-8 |
| Allgeyer | 3/17 | Evansville-1 | W | 6.0 | 4 | 1 | 1 | 2 | 4 | 81 | 10-1 | 10-3 |
| Schanuel | 3/17 | Evansville-2 | W | 5.0 | 1 | 0 | 0 | 4 | 6 | 108 | 7-0 | 8-3 |
| McDonald | 3/18 | Evansville | ND | 5.0 | 5 | 2 | 1 | 3 | 4 | 85 | 1-1 | 4-3 |
| Wallace | 3/20 | Saint Louis | ND | 3.0 | 2 | 2 | 1 | 1 | 1 | 47 | 2-2 | 6-7 |
| Judkins | 3/21 | Loras College | ND | 4.0 | 1 | 0 | 0 | 1 | 3 | 55 | 1-0 | 6-4 |
| Allgeyer | 3/23 | Indiana-1 | L | 7.0 | 10 | 3 | 3 | 1 | 5 | 86 | 1-3 | 2-4 |
| Schanuel | 3/23 | Indiana-2 | W | 7.0 | 1 | 0 | 0 | 4 | 11 | 110 | 4-0 | 5-1 |
| Wallace | 3/28 | Bradley | ND | 1.0 | 1 | 0 | 0 | 0 | 1 | 21 | 2-0 | 13-9 |
| Allgeyer | 3/30 | at Illinois | W | 6.1 | 7 | 5 | 3 | 1 | 8 | -- | 7-5 | 8-5 |
| Schanuel | 3/31 | at Illinois | L | 2.0 | 7 | 6 | 6 | 2 | 1 | 53 | 0-6 | 12-13 |
| McDonald | 4/1 | at Illinois | W | 6.1 | 5 | 2 | 2 | 4 | 6 | 113 | 4-2 | 4-2 |
| Wallace | 4/4 | Grand View | ND | 2.0 | 2 | 2 | 2 | 0 | 3 | 28 | 1-2 | 4-2 |
| Allgeyer | 4/7 | Ohio State-1 | L | 6.0 | 5 | 2 | 1 | 3 | 8 | 122 | 1-1 | 1-2 |
| Schanuel | 4/7 | Ohio State-2 | W | 6.0 | 6 | 3 | 3 | 4 | 7 | 100 | 7-3 | 9-5 |
| McDonald | 4/8 | Ohio State | ND | 6.0 | 3 | 1 | 1 | 1 | 8 | 95 | 1-1 | 2-1 |
| Wallace | 4/11 | Coe College | ND | 1.0 | 1 | 0 | 0 | 0 | 0 | 19 | 8-0 | 16-1 |
| Allgeyer | 4/13 | Nebraska-1 | W | 7.0 | 5 | 1 | 0 | 4 | 4 | -- | 3-1 | 7-1 |
| Schanuel | 4/13 | Nebraska-2 | L | 3.0 | 5 | 4 | 4 | 3 | 5 | 76 | 1-4 | 4-10 |
| Wallace | 4/17 | N. Illinois | ND | 2.0 | 0 | 0 | 0 | 1 | 2 | 25 | 0-0 | 2-0 |

STARTING PITCHER RECORDS

| Pitcher | 2018 | Career |
|-----------------|------|--------|
| Nick Allgeyer | 4-3 | 4-3 |
| Jack Dreyer | 0-1 | 0-1 |
| Grant Judkins | 0-0 | 1-0 |
| Cole McDonald | 2-1 | 8-5 |
| Shane Ritter | -- | 0-1 |
| Brady Schanuel | 5-4 | 5-4 |
| Trenton Wallace | 1-0 | 1-0 |

STARTING PITCHER STATS

| Pitcher | Starts | IP | W-L | R-ER | BB-K | ERA | B/AVG. |
|-----------------|-----------|--------------|-------------|--------------|---------------|-------------|-------------|
| Nick Allgeyer | 9 | 57.0 | 4-3 | 20-13 | 17-53 | 2.05 | .237 |
| Jack Dreyer | 1 | 2.1 | 0-1 | 4-3 | 1-6 | 11.57 | .364 |
| Grant Judkins | 1 | 4.0 | 0-0 | 0-0 | 1-3 | 0.00 | .071 |
| Cole McDonald | 7 | 36.2 | 2-1 | 16-13 | 12-30 | 3.19 | .248 |
| Brady Schanuel | 9 | 40.0 | 5-4 | 22-21 | 31-49 | 4.72 | .221 |
| Trenton Wallace | 6 | 12.0 | 1-0 | 4-3 | 2-11 | 2.25 | .227 |
| TOTALS | 33 | 152.0 | 12-9 | 66-53 | 64-152 | 3.14 | .233 |

RUN SUPPORT

| | Starts | Total Runs | Avg. |
|--|--------|------------|------|
| Nick Allgeyer | 9 | 39 | 4.3 |
| High: 10 vs. Evansville, 3/17 | | | |
| Low: 0 at UNLV, 3/9 | | | |
| Jack Dreyer | 1 | 3 | 3.0 |
| High: 3 vs. Missouri State, 3/14 | | | |
| Low: 3 vs. Missouri State, 3/14 | | | |
| Grant Judkins | 1 | 6 | 6.0 |
| High: 6 vs. Loras, 3/21 | | | |
| High: 6 vs. Loras, 3/21 | | | |
| Cole McDonald | 7 | 29 | 4.1 |
| High: 8, 2X, last vs. New Orleans, 2/25 | | | |
| Low: 0 at UAB, 3/4 | | | |
| Brady Schanuel | 9 | 61 | 6.8 |
| High: 12 vs. Illinois, 3/31 | | | |
| Low: 2 at UNLV, 3/10 | | | |
| Trenton Wallace | 6 | 56 | 9.3 |
| High: 16 vs. Coe College, 4/11 | | | |
| Low: 2 vs. Northern Illinois, 4/17 | | | |



BULLPEN STATISTICS

| Pitcher | W-L-S | App. | ERA | IP | H | R | ER | BB | K | B/Avg. |
|-----------------|---------------|-----------|-------------|--------------|------------|-----------|-----------|-----------|------------|-------------|
| Cam Baumann | 1-0-0 | 13 | 6.00 | 9.0 | 12 | 6 | 6 | 9 | 14 | .293 |
| Zach Daniels | 4-1-3 | 13 | 1.38 | 26.0 | 15 | 7 | 4 | 13 | 27 | .172 |
| Jack Dreyer | 1-1-0 | 9 | 5.56 | 11.1 | 12 | 8 | 7 | 8 | 13 | .286 |
| Grant Judkins | 0-0-0 | 5 | 5.56 | 11.1 | 14 | 9 | 7 | 6 | 11 | .304 |
| Kole Kampen | 0-0-0 | 6 | 7.71 | 7.0 | 9 | 7 | 6 | 6 | 7 | .321 |
| Grant Leonard | 1-0-2 | 16 | 3.46 | 13.0 | 18 | 5 | 5 | 3 | 12 | .340 |
| Derek Lieurance | 1-0-0 | 5 | 5.40 | 5.0 | 1 | 3 | 3 | 4 | 4 | .059 |
| Nick Nelsen | 2-0-2 | 14 | 2.81 | 16.0 | 11 | 6 | 5 | 5 | 19 | .204 |
| Ben Probst | 0-0-0 | 11 | 3.86 | 11.2 | 13 | 8 | 5 | 4 | 8 | .283 |
| Shane Ritter | 0-0-0 | 13 | 5.25 | 12.0 | 11 | 7 | 7 | 13 | 9 | .244 |
| Kyle Shimp | 0-0-1 | 9 | 10.24 | 9.2 | 11 | 11 | 11 | 10 | 10 | .297 |
| Trenton Wallace | 0-0-0 | 5 | 6.43 | 7.0 | 6 | 5 | 5 | 5 | 10 | .231 |
| TOTALS | 10-2-8 | -- | 4.60 | 139.0 | 133 | 82 | 71 | 86 | 144 | .255 |

BULLPEN STATISTICS

| Opponent | Date | W-L-S | Pitchers | Inn. | H | R-ER | BB-50 |
|-------------------|------|-------|---|------|----|------|-------|
| vs. Toledo | 2/16 | 1-0-0 | Ritter, Daniels, Leonard | 4.0 | 3 | 0-0 | 5-5 |
| vs. Oakland | 2/17 | 1-0-1 | Dreyer, Nelsen, Shimp | 6.0 | 5 | 1-0 | 6-6 |
| vs. Old Dom. | 2/18 | 0-0-1 | Wallace, Leonard, Baumann, Daniels | 5.1 | 4 | 1-1 | 4-5 |
| vs. Virginia Tech | 2/23 | 1-0-0 | Daniels | 3.0 | 1 | 0-0 | 1-4 |
| vs. Ball State | 2/24 | 0-0-0 | Nelsen, Baumann, Judkins, Probst | 5.2 | 9 | 7-6 | 2-7 |
| at New Orleans | 2/25 | 0-0-0 | Shimp | 2.0 | 0 | 0-0 | 1-3 |
| Cornell College | 2/27 | 0-0-0 | Ritter, Dreyer, Lieurance, Kampen, Leonard, Probst | 6.0 | 2 | 1-1 | 1-8 |
| at UAB | 3/2 | 0-0-1 | Leonard, Daniels | 2.1 | 2 | 0-0 | 1-3 |
| at UAB | 3/3 | 0-0-0 | Wallace, Nelsen, Probst | 4.0 | 5 | 3-3 | 1-6 |
| at UAB | 3/4 | 0-0-0 | Shimp, Leonard, Ritter, Dreyer | 4.0 | 5 | 3-3 | 0-2 |
| at UNLV | 3/9 | 0-0-0 | Ritter, Baumann | 2.0 | 2 | 1-1 | 3-3 |
| at UNLV | 3/10 | 0-0-0 | Leonard, Dreyer, Nelsen, Lieurance, Kampen | 3.0 | 7 | 9-9 | 2-2 |
| at UNLV | 3/11 | 0-1-0 | Daniels, Ritter, Shimp, Leonard, Wallace, Probst | 3.2 | 10 | 10-5 | 1-3 |
| vs. Missouri St. | 3/14 | 0-0-0 | Wallace, Ritter, Shimp, Leonard, Baumann, Kampen | 6.2 | 6 | 4-4 | 4-7 |
| Evansville-1 | 3/17 | 0-0-0 | Nelsen, Probst | 3.0 | 4 | 2-1 | 0-1 |
| Evansville-2 | 3/17 | 0-0-0 | Ritter, Baumann, Leonard | 4.0 | 1 | 3-3 | 3-3 |
| Evansville | 3/18 | 1-0-1 | Daniels, Leonard | 4.0 | 3 | 1-1 | 1-6 |
| Saint Louis | 3/20 | 0-1-0 | Probst, Nelsen, Dreyer, Ritter, Kampen | 6.0 | 7 | 5-5 | 8-6 |
| Loras College | 3/21 | 1-0-0 | Shimp, Baumann, Leonard, Nelsen | 5.0 | 5 | 4-4 | 2-7 |
| Indiana-1 | 3/23 | 0-0-0 | Ritter, Baumann, Nelsen | 2.0 | 1 | 1-1 | 4-3 |
| Indiana-2 | 3/23 | 0-0-0 | Daniels | 2.0 | 1 | 1-1 | 1-1 |
| Bradley | 3/28 | 1-0-0 | Probst, Shimp, Dreyer, Baumann, Kampen, Judkins, Leonard, Ritter, Daniels | 8.0 | 11 | 9-7 | 10-8 |
| at Illinois | 3/30 | 0-0-1 | Daniels, Leonard | 2.2 | 0 | 0-0 | 2-3 |
| at Illinois | 3/31 | 0-0-0 | Shimp, Judkins, Nelsen, Kampen, Probst | 6.0 | 10 | 7-7 | 4-5 |
| at Illinois | 4/1 | 0-0-1 | Daniels, Leonard, Nelsen | 2.2 | 3 | 0-0 | 2-2 |
| Grand View | 4/4 | 1-0-1 | Lieurance, Dreyer, Shimp, Baumann, Ritter, Probst, Nelsen | 7.0 | 2 | 0-0 | 1-10 |
| Ohio State-1 | 4/7 | 0-0-0 | Judkins | 3.0 | 3 | 0-0 | 1-3 |
| Ohio State-2 | 4/7 | 0-0-0 | Nelsen, Baumann | 3.0 | 4 | 2-2 | 1-3 |
| Ohio State | 4/8 | 1-0-0 | Daniels | 3.0 | 1 | 0-0 | 1-3 |
| Coe College | 4/11 | 1-0-0 | Probst, Dreyer, Lieurance, Ritter, Baumann, Leonard | 8.0 | 8 | 1-1 | 1-9 |
| Nebraska-1 | 4/13 | 0-0-0 | Daniels | 2.0 | 2 | 0-0 | 1-2 |
| Nebraska-2 | 4/13 | 0-0-0 | Nelsen, Judkins, Baumann, Leonard, Lieurance, Wallace | 5.0 | 5 | 6-6 | 7-2 |
| N. Illinois | 4/17 | 1-0-1 | Probst, Dreyer, Ritter, Baumann, Nelsen, Daniels | 7.0 | 1 | 0-0 | 4-3 |

SAVE OPPORTUNITIES

| Pitcher | 2018 | Career |
|---------------|------|--------|
| Nick Allgeyer | -- | 3/3 |
| Zach Daniels | 3/3 | 9/11 |
| Grant Leonard | 2/2 | 2/2 |
| Nick Nelsen | 2/2 | 2/2 |
| Shane Ritter | -- | 5/5 |
| Kyle Shimp | 1/1 | 1/1 |

INHERITED RUNNERS

| Pitcher | 2018 | Career |
|-----------------|-------|--------|
| Nick Allgeyer | -- | 14/3 |
| Cam Baumann | 8/1 | 8/1 |
| Zach Daniels | 13/1 | 59/16 |
| Jack Dreyer | 2/2 | 2/2 |
| Grant Judkins | 6/4 | 8/4 |
| Kole Kampen | 5/2 | 5/2 |
| Grant Leonard | 24/12 | 24/12 |
| Derek Lieurance | 2/0 | 2/0 |
| Cole McDonald | -- | 0/0 |
| Nick Nelsen | 24/6 | 51/16 |
| Ben Probst | 3/0 | 3/0 |
| Shane Ritter | 2/1 | 23/13 |
| Kyle Shimp | 1/1 | 13/2 |
| Trenton Wallace | 8/1 | 8/1 |



2018 IOWA BASEBALL OVERALL STATISTICS

Record: 22-11 Home: 12-3 Away: 6-6 Neutral: 4-2 B1G: 6-4

| Player | avg | gp-gs | ab | r | h | 2b | 3b | hr | rbi | tb | slg% | bb | hp | so | gdp | ob% | sf | sh | sb-att | po | a | e | fld% |
|---------------------|------|-------|------|-----|-----|----|----|----|-----|-----|------|-----|----|-----|-----|------|----|----|--------|-----|-----|----|-------|
| 5 Cropley, Tyler | .350 | 33-33 | 120 | 23 | 42 | 13 | 0 | 4 | 30 | 67 | .558 | 17 | 9 | 18 | 4 | .456 | 3 | 0 | 2-5 | 232 | 16 | 1 | .996 |
| 44 Neustrom, Robert | .348 | 33-33 | 132 | 29 | 46 | 7 | 0 | 6 | 19 | 71 | .538 | 14 | 1 | 19 | 3 | .412 | 1 | 0 | 1-1 | 50 | 0 | 1 | .980 |
| 23 Crowl, Kyle | .246 | 33-33 | 118 | 26 | 29 | 4 | 1 | 5 | 22 | 50 | .424 | 17 | 8 | 29 | 1 | .370 | 3 | 1 | 0-0 | 46 | 94 | 4 | .972 |
| 28 Whelan, Chris | .342 | 18-18 | 76 | 19 | 26 | 3 | 0 | 1 | 2 | 32 | .421 | 6 | 3 | 9 | 0 | .412 | 0 | 0 | 2-3 | 0 | 0 | 0 | .000 |
| 1 Elion, Lorenzo | .295 | 28-24 | 95 | 9 | 28 | 2 | 1 | 2 | 22 | 38 | .400 | 2 | 3 | 22 | 1 | .320 | 3 | 1 | 4-6 | 18 | 33 | 11 | .823 |
| 13 Berst, Matt | .286 | 5-2 | 7 | 1 | 2 | 0 | 0 | 0 | 0 | 2 | .286 | 0 | 0 | 4 | 0 | .286 | 0 | 0 | 0-0 | 23 | 2 | 0 | 1.000 |
| 20 Guzzo, Austin | .268 | 29-21 | 71 | 17 | 19 | 4 | 0 | 2 | 10 | 29 | .408 | 15 | 2 | 23 | 0 | .409 | 0 | 0 | 1-1 | 100 | 7 | 4 | .964 |
| 4 Boe, Mitchell | .264 | 31-30 | 91 | 14 | 24 | 8 | 0 | 0 | 12 | 32 | .352 | 10 | 0 | 18 | 5 | .333 | 1 | 3 | 2-2 | 48 | 71 | 4 | .967 |
| 6 Jenkins, Justin | .256 | 30-26 | 82 | 14 | 21 | 5 | 0 | 1 | 14 | 29 | .354 | 20 | 2 | 28 | 1 | .410 | 1 | 3 | 2-4 | 46 | 1 | 2 | .959 |
| 14 Pettigrew, Zion | .250 | 10-0 | 12 | 2 | 3 | 0 | 0 | 0 | 3 | 3 | .250 | 3 | 0 | 3 | 1 | .400 | 0 | 0 | 0-0 | 6 | 7 | 0 | 1.000 |
| 3 Hoeg, Matt | .237 | 33-26 | 93 | 11 | 22 | 2 | 0 | 1 | 13 | 27 | .290 | 12 | 1 | 28 | 1 | .324 | 2 | 0 | 2-3 | 142 | 28 | 2 | .988 |
| 16 Wetrich, Tanner | .227 | 22-12 | 44 | 10 | 10 | 3 | 1 | 1 | 7 | 18 | .409 | 8 | 2 | 14 | 1 | .364 | 1 | 0 | 3-4 | 17 | 9 | 6 | .813 |
| 7 Judkins, Grant | .211 | 12-6 | 19 | 2 | 4 | 2 | 0 | 0 | 3 | 6 | .316 | 10 | 1 | 6 | 0 | .500 | 0 | 0 | 1-1 | 37 | 4 | 0 | 1.000 |
| 32 McCleary, Brett | .172 | 16-9 | 29 | 3 | 5 | 0 | 0 | 0 | 5 | 5 | .172 | 8 | 1 | 8 | 0 | .350 | 2 | 0 | 0-1 | 48 | 4 | 1 | .981 |
| 9 Norman, Ben | .167 | 31-20 | 72 | 6 | 12 | 2 | 3 | 0 | 8 | 20 | .278 | 7 | 4 | 23 | 3 | .274 | 1 | 2 | 1-2 | 36 | 0 | 0 | 1.000 |
| 8 Farley, Luke | .158 | 13-1 | 19 | 4 | 3 | 1 | 1 | 0 | 1 | 6 | .316 | 1 | 1 | 6 | 0 | .238 | 0 | 0 | 0-0 | 3 | 0 | 1 | .750 |
| 37 Massner, Kace | .071 | 11-3 | 14 | 3 | 1 | 0 | 0 | 0 | 2 | 1 | .071 | 3 | 0 | 6 | 0 | .235 | 0 | 0 | 2-2 | 1 | 0 | 0 | 1.000 |
| 38 Wallace, Trenton | .000 | 5-0 | 3 | 0 | 0 | 0 | 0 | 0 | 0 | 0 | .000 | 1 | 0 | 1 | 0 | .250 | 0 | 0 | 0-0 | 7 | 4 | 0 | 1.000 |
| Totals | .271 | 33 | 1097 | 193 | 297 | 56 | 7 | 23 | 173 | 436 | .397 | 154 | 38 | 265 | 21 | .374 | 18 | 10 | 23-35 | 873 | 326 | 38 | .969 |
| Opponents | .244 | 33 | 1088 | 148 | 265 | 49 | 3 | 26 | 136 | 398 | .366 | 150 | 30 | 296 | 31 | .349 | 8 | 20 | 13-22 | 853 | 276 | 38 | .967 |

LOB - Team (273), Opp (275). DPs turned - Team (38), Opp (28). CI - Team (0), Opp (2). IBB - Team (1), Wetrich 1, Opp (8). Picked off - Neustrom 2, Elion 2, Berst 1, Crowl 1, Boe 1, Cropley 1, McCleary 1.

(All games Sorted by Earned run avg)

| Player | era | w-l | app | gs | cg | sho | sv | ip | h | r | er | bb | so | 2b | 3b | hr | b/avg | wp | hp | bks | sfa | sha |
|---------------------|-------|-------|-----|----|----|-----|----|-------|-----|-----|-----|-----|-----|----|----|----|-------|----|----|-----|-----|-----|
| 24 Allgeyer, Nick | 2.05 | 4-3 | 9 | 9 | 0 | 0/0 | 0 | 57.0 | 50 | 20 | 13 | 17 | 53 | 11 | 0 | 5 | .237 | 1 | 4 | 1 | 0 | 6 |
| 11 McDonald, Cole | 3.19 | 2-1 | 7 | 7 | 0 | 0/0 | 0 | 36.2 | 34 | 16 | 13 | 12 | 30 | 2 | 0 | 4 | .248 | 0 | 1 | 0 | 0 | 1 |
| 27 Schanuel, Brady | 4.72 | 5-4 | 9 | 9 | 0 | 0/0 | 0 | 40.0 | 33 | 22 | 21 | 31 | 49 | 13 | 0 | 4 | .221 | 3 | 4 | 0 | 1 | 2 |
| 2 Daniels, Zach | 1.38 | 4-1 | 13 | 0 | 0 | 0/1 | 3 | 26.0 | 15 | 7 | 4 | 13 | 27 | 1 | 1 | 1 | .172 | 4 | 3 | 1 | 1 | 2 |
| 12 Nelsen, Nick | 2.81 | 2-0 | 14 | 0 | 0 | 0/1 | 2 | 16.0 | 11 | 6 | 5 | 5 | 19 | 2 | 0 | 2 | .204 | 0 | 3 | 2 | 0 | 2 |
| 43 Leonard, Grant | 3.46 | 1-0 | 16 | 0 | 0 | 0/0 | 2 | 13.0 | 18 | 5 | 5 | 3 | 12 | 1 | 0 | 0 | .340 | 1 | 0 | 0 | 1 | 1 |
| 38 Wallace, Trenton | 3.79 | 1-0 | 11 | 6 | 0 | 0/1 | 0 | 19.0 | 16 | 9 | 8 | 7 | 21 | 2 | 0 | 3 | .229 | 1 | 3 | 1 | 1 | 2 |
| 19 Probst, Ben | 3.86 | 0-0 | 11 | 0 | 0 | 0/1 | 0 | 11.2 | 13 | 8 | 5 | 4 | 8 | 2 | 0 | 1 | .283 | 1 | 2 | 0 | 0 | 1 |
| 7 Judkins, Grant | 4.11 | 0-0 | 6 | 1 | 0 | 0/0 | 0 | 15.1 | 15 | 9 | 7 | 7 | 14 | 4 | 2 | 1 | .250 | 1 | 0 | 1 | 2 | 0 |
| 18 Ritter, Shane | 5.25 | 0-0 | 13 | 0 | 0 | 0/1 | 0 | 12.0 | 11 | 7 | 7 | 13 | 9 | 3 | 0 | 1 | .244 | 4 | 2 | 0 | 0 | 0 |
| 10 Lieurance, Derek | 5.40 | 1-0 | 5 | 0 | 0 | 0/0 | 0 | 5.0 | 1 | 3 | 3 | 4 | 4 | 0 | 0 | 0 | .059 | 2 | 1 | 0 | 0 | 0 |
| 35 Baumann, Cam | 6.00 | 1-0 | 13 | 0 | 0 | 0/1 | 0 | 9.0 | 12 | 6 | 6 | 9 | 14 | 1 | 0 | 0 | .293 | 2 | 1 | 0 | 0 | 0 |
| 33 Dreyer, Jack | 6.59 | 1-2 | 10 | 1 | 0 | 0/1 | 0 | 13.2 | 16 | 12 | 10 | 9 | 19 | 4 | 0 | 1 | .302 | 2 | 5 | 0 | 0 | 0 |
| 22 Kampen, Kole | 7.71 | 0-0 | 6 | 0 | 0 | 0/0 | 0 | 7.0 | 9 | 7 | 6 | 6 | 7 | 2 | 0 | 3 | .321 | 1 | 0 | 0 | 1 | 0 |
| 45 Shimp, Kyle | 10.24 | 0-0 | 9 | 0 | 0 | 0/0 | 1 | 9.2 | 11 | 11 | 11 | 10 | 10 | 1 | 0 | 0 | .297 | 1 | 1 | 0 | 1 | 3 |
| Totals | 3.84 | 22-11 | 33 | 33 | 0 | 1/1 | 8 | 291.0 | 265 | 148 | 124 | 150 | 296 | 49 | 3 | 26 | .244 | 24 | 30 | 6 | 8 | 20 |
| Opponents | 5.10 | 11-22 | 33 | 33 | 0 | 2/2 | 5 | 284.1 | 297 | 193 | 161 | 154 | 265 | 56 | 7 | 23 | .271 | 41 | 38 | 2 | 18 | 10 |

PB - Team (8), Cropley 5, McCleary 2, Berst 1, Opp (10). Pickoffs - Team (4), Dreyer 1, Wallace 1, Cropley 1, Nelsen 1, Opp (9). SBA/ATT - Cropley (10-16), McDonald (4-5), McCleary (2-3), Nelsen (1-3), Ritter (1-3), Allgeyer (0-2), Dreyer (2-2), Daniels (1-2), Kampen (1-1), Shimp (1-1), Schanuel (1-1), Berst (1-1), Judkins (1-1), Wallace (0-1).



2018 IOWA BASEBALL OVERALL STATISTICS - BIG TEN ONLY

Record: 6-4 Home: 3-2 Away: 3-2 B1G: 6-4

| Player | avg | gp-gs | ab | r | h | 2b | 3b | hr | rbi | tb | slg% | bb | hp | so | gdp | ob% | sf | sh | sb-att | po | a | e | fld% |
|---------------------|------|-------|-----|----|----|----|----|----|-----|-----|-------|----|----|----|-----|------|----|----|--------|-----|-----|----|-------|
| 5 Cropley, Tyler | .371 | 10-10 | 35 | 10 | 13 | 3 | 0 | 2 | 7 | 22 | .629 | 7 | 3 | 7 | 1 | .500 | 1 | 0 | 1-2 | 91 | 7 | 0 | 1.000 |
| 44 Neustrom, Robert | .295 | 10-10 | 44 | 9 | 13 | 4 | 0 | 2 | 7 | 23 | .523 | 3 | 0 | 8 | 1 | .340 | 0 | 0 | 0-0 | 13 | 0 | 0 | 1.000 |
| 4 Boe, Mitchell | .267 | 10-10 | 30 | 3 | 8 | 2 | 0 | 0 | 5 | 10 | .333 | 3 | 0 | 6 | 2 | .324 | 1 | 0 | 1-1 | 15 | 27 | 2 | .955 |
| 28 Whelan, Chris | .250 | 10-10 | 44 | 8 | 11 | 3 | 0 | 1 | 2 | 17 | .386 | 3 | 1 | 7 | 0 | .313 | 0 | 0 | 1-1 | 0 | 0 | 0 | .000 |
| 23 Crawl, Kyle | .242 | 10-10 | 33 | 6 | 8 | 1 | 0 | 1 | 5 | 12 | .364 | 5 | 3 | 9 | 0 | .372 | 2 | 1 | 0-0 | 13 | 33 | 1 | .979 |
| ----- | | | | | | | | | | | | | | | | | | | | | | | |
| 8 Farley, Luke | .400 | 3-0 | 5 | 1 | 2 | 1 | 1 | 0 | 0 | 5 | 1.000 | 0 | 0 | 1 | 0 | .400 | 0 | 0 | 0-0 | 0 | 0 | 0 | .000 |
| 14 Pettigrew, Zion | .333 | 2-0 | 3 | 1 | 1 | 0 | 0 | 0 | 1 | 1 | .333 | 1 | 0 | 0 | 1 | .500 | 0 | 0 | 0-0 | 3 | 3 | 0 | 1.000 |
| 6 Jenkins, Justin | .286 | 10-10 | 28 | 4 | 8 | 3 | 0 | 1 | 6 | 14 | .500 | 7 | 1 | 8 | 0 | .432 | 1 | 0 | 0-2 | 15 | 1 | 2 | .889 |
| 7 Judkins, Grant | .250 | 3-0 | 4 | 0 | 1 | 1 | 0 | 0 | 1 | 2 | .500 | 0 | 0 | 1 | 0 | .250 | 0 | 0 | 0-0 | 4 | 1 | 0 | 1.000 |
| 1 Elion, Lorenzo | .207 | 7-7 | 29 | 1 | 6 | 0 | 0 | 0 | 6 | 6 | .207 | 1 | 0 | 5 | 0 | .233 | 0 | 0 | 1-2 | 4 | 8 | 3 | .800 |
| 20 Guzzo, Austin | .190 | 10-7 | 21 | 6 | 4 | 1 | 0 | 0 | 2 | 5 | .238 | 7 | 1 | 7 | 0 | .414 | 0 | 0 | 0-0 | 50 | 2 | 1 | .981 |
| 9 Norman, Ben | .190 | 9-6 | 21 | 2 | 4 | 1 | 1 | 0 | 1 | 7 | .333 | 0 | 1 | 6 | 1 | .217 | 1 | 0 | 0-0 | 9 | 0 | 0 | 1.000 |
| 16 Wetrich, Tanner | .182 | 6-4 | 11 | 3 | 2 | 0 | 0 | 1 | 4 | 5 | .455 | 3 | 0 | 4 | 0 | .333 | 1 | 0 | 1-2 | 8 | 0 | 0 | 1.000 |
| 3 Hoeg, Matt | .087 | 10-6 | 23 | 0 | 2 | 0 | 0 | 0 | 3 | 2 | .087 | 2 | 0 | 7 | 1 | .160 | 0 | 0 | 0-0 | 38 | 8 | 0 | 1.000 |
| Totals | .251 | 10 | 331 | 54 | 83 | 20 | 2 | 8 | 50 | 131 | .396 | 42 | 10 | 76 | 7 | .346 | 7 | 1 | 5-10 | 264 | 104 | 10 | .974 |
| Opponents | .255 | 10 | 329 | 44 | 84 | 19 | 2 | 11 | 42 | 140 | .426 | 51 | 6 | 90 | 16 | .362 | 3 | 3 | 2-7 | 261 | 89 | 11 | .970 |

LOB - Team (76), Opp (84). DPs turned - Team (17), Opp (8). IBB - Team (1), Wetrich 1, Opp (6). Picked off - Elion 1.

(B1G games only Sorted by Earned run avg)

| Player | era | w-l | app | gs | cg | sho | sv | ip | h | r | er | bb | so | 2b | 3b | hr | b/avg | wp | hp | bk | sfa | sha | |
|---------------------|-------|-----|-----|----|----|-----|----|------|----|----|----|----|----|----|----|----|-------|----|----|----|-----|-----|--|
| 11 McDonald, Cole | 2.19 | 1-0 | 2 | 2 | 0 | 0/0 | 0 | 12.1 | 8 | 3 | 3 | 5 | 14 | 0 | 0 | 1 | .182 | 0 | 0 | 0 | 0 | 0 | |
| 24 Allgeyer, Nick | 2.39 | 2-2 | 4 | 4 | 0 | 0/0 | 0 | 26.1 | 27 | 11 | 7 | 9 | 25 | 6 | 0 | 4 | .267 | 0 | 2 | 0 | 0 | 1 | |
| 27 Schanuel, Brady | 6.50 | 2-2 | 4 | 4 | 0 | 0/0 | 0 | 18.0 | 19 | 13 | 13 | 13 | 24 | 8 | 0 | 3 | .271 | 0 | 1 | 0 | 1 | 1 | |
| ----- | | | | | | | | | | | | | | | | | | | | | | | |
| 43 Leonard, Grant | 0.00 | 0-0 | 3 | 0 | 0 | 0/0 | 1 | 3.0 | 2 | 0 | 0 | 0 | 2 | 1 | 0 | 0 | .182 | 0 | 0 | 0 | 0 | 0 | |
| 19 Probst, Ben | 0.00 | 0-0 | 1 | 0 | 0 | 0/0 | 0 | 0.2 | 0 | 0 | 0 | 0 | 0 | 0 | 0 | 0 | .000 | 0 | 0 | 0 | 0 | 0 | |
| 38 Wallace, Trenton | 0.00 | 0-0 | 1 | 0 | 0 | 0/0 | 0 | 0.1 | 0 | 0 | 0 | 0 | 1 | 0 | 0 | 0 | .000 | 0 | 0 | 0 | 0 | 0 | |
| 2 Daniels, Zach | 0.93 | 1-0 | 5 | 0 | 0 | 0/0 | 0 | 9.2 | 6 | 1 | 1 | 7 | 8 | 1 | 0 | 0 | .182 | 2 | 1 | 0 | 1 | 0 | |
| 12 Nelsen, Nick | 1.35 | 0-0 | 5 | 0 | 0 | 0/0 | 1 | 6.2 | 2 | 1 | 1 | 3 | 5 | 0 | 0 | 1 | .111 | 0 | 1 | 1 | 0 | 1 | |
| 7 Judkins, Grant | 5.19 | 0-0 | 3 | 0 | 0 | 0/0 | 0 | 8.2 | 10 | 5 | 5 | 5 | 8 | 2 | 2 | 1 | .303 | 0 | 0 | 0 | 1 | 0 | |
| 10 Lieurance, Derek | 13.50 | 0-0 | 1 | 0 | 0 | 0/0 | 0 | 0.2 | 0 | 1 | 1 | 3 | 0 | 0 | 0 | 0 | .000 | 0 | 0 | 0 | 0 | 0 | |
| 35 Baumann, Cam | 27.00 | 0-0 | 3 | 0 | 0 | 0/0 | 0 | 1.0 | 3 | 3 | 3 | 3 | 2 | 0 | 0 | 0 | .500 | 1 | 1 | 0 | 0 | 0 | |
| 18 Ritter, Shane | 27.00 | 0-0 | 1 | 0 | 0 | 0/0 | 0 | 0.1 | 1 | 1 | 1 | 1 | 0 | 0 | 0 | 0 | .500 | 0 | 0 | 0 | 0 | 0 | |
| 22 Kampen, Kole | 54.00 | 0-0 | 1 | 0 | 0 | 0/0 | 0 | 0.1 | 3 | 2 | 2 | 2 | 1 | 1 | 0 | 1 | .750 | 0 | 0 | 0 | 0 | 0 | |
| 45 Shimp, Kyle | 99.00 | 0-0 | 1 | 0 | 0 | 0/0 | 0 | 0.0 | 3 | 3 | 3 | 0 | 0 | 0 | 0 | 0 | 1.000 | 1 | 0 | 0 | 0 | 0 | |
| Totals | 4.09 | 6-4 | 10 | 10 | 0 | 0/0 | 2 | 88.0 | 84 | 44 | 40 | 51 | 90 | 19 | 2 | 11 | .255 | 4 | 6 | 1 | 3 | 3 | |
| Opponents | 4.66 | 4-6 | 10 | 10 | 0 | 0/0 | 3 | 87.0 | 83 | 54 | 45 | 42 | 76 | 20 | 2 | 8 | .251 | 10 | 10 | 0 | 7 | 1 | |

PB - Team (2), Cropley 2, Opp (4). Pickoffs - Team (1), Nelsen 1, Opp (1). SBA/ATT - Cropley (2-6), Nelsen (1-3), Allgeyer (0-2), Daniels (0-1), McDonald (1-1).



2018 IOWA BASEBALL GAME SUMMARY

| Score by innings | 1 | 2 | 3 | 4 | 5 | 6 | 7 | 8 | 9 | EX | Total |
|------------------|----|----|----|----|----|----|----|----|----|----|-------|
| Iowa | 43 | 13 | 25 | 22 | 14 | 14 | 15 | 20 | 26 | 1 | 193 |
| Opponents | 14 | 7 | 30 | 17 | 7 | 30 | 23 | 15 | 5 | 0 | 148 |

Record when ...

| | | | |
|----------------------|-------|----------------------|------|
| Overall | 22-11 | After 6 leading | 17-0 |
| Conference | 6-4 | trailing | 2-11 |
| Non-Conference | 16-7 | tied | 3-0 |
| Home games | 12-3 | After 7 leading | 16-0 |
| Away games | 6-6 | trailing | 2-11 |
| Neutral site | 4-2 | tied | 4-0 |
| Day games | 19-10 | After 8 leading | 18-0 |
| Night games | 3-1 | trailing | 1-11 |
| vs Left starter | 5-2 | tied | 3-0 |
| vs Right starter | 17-9 | | |
| 1-Run games | 4-3 | Hit 0 home runs | 10-7 |
| 2-Run games | 5-1 | ... 1 home run | 8-3 |
| 5+Run games | 7-5 | ... 2+ home runs | 4-1 |
| Extra innings | 1-0 | | |
| Shutouts | 1-2 | Opponent 0 home runs | 15-4 |
| | | 1 home run | 6-0 |
| | | 2+ HRs | 1-7 |
| Scoring 0-2 runs | 3-5 | | |
| 3-5 runs | 7-3 | | |
| 6-9 runs | 7-2 | Made 0 errors | 5-4 |
| 10+ runs | 5-1 | 1 error | 8-5 |
| | | 2+ errors | 9-2 |
| Opponent 0-2 runs | 12-1 | | |
| 3-5 runs | 8-3 | Opp. made 0 errors | 8-4 |
| 6-9 runs | 2-2 | 1 error | 4-6 |
| 10+ runs | 0-5 | 2+ errors | 10-1 |
| Scored in 1st inning | 10-3 | Out-hit opponent | 17-1 |
| Opp. scored in 1st | 6-4 | Out-hit by opponent | 3-9 |
| Scores first | 15-3 | Hits are tied | 2-1 |
| Opp. scores first | 7-8 | | |

Record when team scores:

| | | | | | | | | | | | |
|------|-----|-----|-----|-----|-----|-----|-----|-----|-----|-----|-----|
| Runs | 0 | 1 | 2 | 3 | 4 | 5 | 6 | 7 | 8 | 9 | 10+ |
| W-L | 0-2 | 0-1 | 3-2 | 0-2 | 6-1 | 1-0 | 1-2 | 1-0 | 4-0 | 1-0 | 5-1 |

Record when opponent scores:

| | | | | | | | | | | | |
|------|-----|-----|-----|-----|-----|-----|-----|-----|-----|-----|-----|
| Runs | 0 | 1 | 2 | 3 | 4 | 5 | 6 | 7 | 8 | 9 | 10+ |
| W-L | 1-0 | 8-0 | 3-1 | 5-0 | 1-3 | 2-0 | 1-0 | 0-1 | 0-1 | 1-0 | 0-5 |

Record when leading after:

| | | | | | | | | |
|------|-----|------|------|------|------|------|------|------|
| Inn. | 1 | 2 | 3 | 4 | 5 | 6 | 7 | 8 |
| W-L | 9-2 | 11-2 | 15-1 | 14-0 | 15-2 | 17-0 | 16-0 | 18-0 |

Record when trailing after:

| | | | | | | | | |
|------|-----|-----|-----|-----|-----|------|------|------|
| Inn. | 1 | 2 | 3 | 4 | 5 | 6 | 7 | 8 |
| W-L | 3-4 | 3-5 | 3-6 | 3-7 | 3-7 | 2-11 | 2-11 | 1-11 |

Record when tied after:

| | | | | | | | | |
|------|------|-----|-----|-----|-----|-----|-----|-----|
| Inn. | 1 | 2 | 3 | 4 | 5 | 6 | 7 | 8 |
| W-L | 10-5 | 8-4 | 4-4 | 5-4 | 4-2 | 3-0 | 4-0 | 3-0 |

Current winning streak: 1
 Longest winning streak: 4
 Longest losing streak: 5

Home attendance : 6055 (12 dates avg = 504)
 Away attendance : 13526 (17 dates avg = 795)
 Total attendance: 19581 (29 dates avg = 675)

DEFICITS OVERCOME

| | |
|--|---------|
| *Trailed 3-1 through 7 and 3-2 through 8 vs. Toledo (2/16) | W, 4-3 |
| Trailed 6-5 through 5 vs. Oakland (2/17) | W, 8-6 |
| Trailed 1-0 through 3 at UNLV (3/10) | L, 2-11 |
| Trailed 1-0 through 1 at UNLV (3/11) | L, 3-13 |
| Trailed 2-1 through 6.5 vs. Evansville (3/18) | W, 4-3 |
| Trailed 2-0 through 2.5 and 3-2 through 4.5 vs. Saint Louis (3/20) | L, 6-7 |
| *Trailed 4-1 through 7.5 vs. Loras College (3/21) | W, 6-4 |
| *Trailed 9-8 through 7.5 vs. Bradley (3/28) | W, 13-9 |
| Trailed 2-1 through 1.5 at Illinois (3/30) | W, 8-5 |
| Trailed 2-0 through 5 at Illinois (4/1) | W, 4-2 |
| Trailed 2-0 through 1.5 vs. Grand View (4/4) | W, 4-2 |
| Trailed 1-0 through .5 vs. Ohio State (4/7) | W, 9-5 |
| Trailed 1-0 through 1 at Nebraska (4/13) | W, 7-1 |

*Walkoff wins



2018 IOWA BASEBALL HITTING STATS

| Date | Opponent | ab | r | h | rbi | 2b | 3b | hr | tb | bb | ibb | sb | cs | hbp | sac | sf | gdp | k | po | a | e | lob | avg |
|---------|-------------------|------|-----|-----|-----|----|----|----|-----|-----|-----|----|----|-----|-----|----|-----|-----|-----|-----|----|-----|------|
| Feb 16 | vs Toledo | 33 | 4 | 10 | 4 | 0 | 0 | 1 | 13 | 4 | 0 | 0 | 0 | 0 | 0 | 0 | 0 | 7 | 27 | 10 | 2 | 8 | .303 |
| Feb 17 | vs Oakland | 33 | 8 | 11 | 8 | 3 | 0 | 1 | 17 | 4 | 0 | 5 | 0 | 2 | 0 | 1 | 0 | 9 | 27 | 10 | 0 | 8 | .318 |
| Feb 18 | vs Old Dominion | 36 | 4 | 10 | 4 | 1 | 0 | 0 | 11 | 5 | 0 | 1 | 0 | 0 | 0 | 1 | 1 | 8 | 27 | 8 | 2 | 11 | .304 |
| Feb 23 | vs Virginia Tech | 33 | 2 | 4 | 1 | 0 | 0 | 1 | 7 | 3 | 0 | 1 | 0 | 1 | 0 | 0 | 1 | 15 | 30 | 11 | 1 | 6 | .259 |
| Feb 24 | vs Ball St. | 36 | 6 | 10 | 3 | 0 | 0 | 0 | 10 | 6 | 0 | 1 | 0 | 1 | 0 | 0 | 0 | 14 | 24 | 3 | 2 | 10 | .263 |
| Feb 25 | at New Orleans | 37 | 8 | 12 | 8 | 2 | 0 | 1 | 17 | 9 | 0 | 2 | 1 | 2 | 1 | 0 | 0 | 6 | 27 | 13 | 2 | 14 | .274 |
| Feb 27 | CORNELL COLLEGE | 32 | 15 | 10 | 14 | 1 | 1 | 0 | 13 | 9 | 0 | 0 | 1 | 2 | 1 | 2 | 0 | 6 | 27 | 7 | 0 | 7 | .279 |
| Mar 02 | at UAB | 32 | 4 | 6 | 2 | 0 | 1 | 0 | 8 | 5 | 0 | 0 | 0 | 0 | 1 | 0 | 1 | 10 | 27 | 12 | 0 | 7 | .268 |
| Mar 03 | at UAB | 33 | 11 | 11 | 9 | 2 | 1 | 0 | 15 | 10 | 0 | 3 | 1 | 4 | 2 | 2 | 1 | 8 | 27 | 6 | 2 | 14 | .275 |
| Mar 04 | at UAB | 30 | 0 | 5 | 0 | 1 | 0 | 0 | 6 | 0 | 0 | 0 | 0 | 2 | 0 | 0 | 2 | 10 | 24 | 11 | 0 | 5 | .266 |
| Mar 09 | at UNLV | 30 | 0 | 6 | 0 | 0 | 0 | 0 | 6 | 5 | 0 | 0 | 0 | 0 | 0 | 0 | 2 | 7 | 24 | 3 | 0 | 8 | .260 |
| Mar 10 | at UNLV | 31 | 2 | 3 | 2 | 1 | 0 | 0 | 4 | 0 | 0 | 0 | 0 | 1 | 1 | 0 | 0 | 6 | 24 | 7 | 1 | 4 | .247 |
| Mar 11 | at UNLV | 34 | 3 | 9 | 3 | 2 | 0 | 0 | 11 | 2 | 0 | 0 | 0 | 1 | 0 | 0 | 2 | 6 | 24 | 12 | 3 | 7 | .249 |
| Mar 14 | vs Missouri State | 33 | 3 | 8 | 2 | 1 | 0 | 1 | 12 | 4 | 0 | 0 | 0 | 0 | 0 | 0 | 0 | 9 | 27 | 8 | 1 | 7 | .248 |
| Mar 17 | EVANSVILLE | 37 | 10 | 14 | 9 | 2 | 0 | 1 | 19 | 6 | 0 | 1 | 0 | 1 | 0 | 1 | 0 | 5 | 27 | 14 | 2 | 11 | .258 |
| Mar 17 | EVANSVILLE | 31 | 8 | 11 | 8 | 4 | 1 | 1 | 20 | 4 | 0 | 0 | 0 | 1 | 1 | 1 | 2 | 8 | 27 | 10 | 1 | 7 | .264 |
| Mar 18 | EVANSVILLE | 29 | 4 | 8 | 4 | 1 | 0 | 1 | 12 | 3 | 0 | 0 | 0 | 2 | 1 | 0 | 0 | 7 | 27 | 8 | 1 | 7 | .264 |
| Mar 20 | SAINT LOUIS | 39 | 6 | 13 | 5 | 2 | 0 | 0 | 15 | 5 | 0 | 0 | 0 | 0 | 0 | 1 | 0 | 8 | 27 | 14 | 1 | 12 | .269 |
| Mar 21 | LORAS COLLEGE | 30 | 6 | 7 | 6 | 2 | 0 | 2 | 15 | 5 | 0 | 0 | 1 | 1 | 0 | 0 | 0 | 9 | 27 | 8 | 1 | 6 | .267 |
| *Mar 23 | INDIANA | 31 | 2 | 6 | 2 | 0 | 1 | 1 | 11 | 1 | 0 | 0 | 0 | 0 | 0 | 1 | 1 | 8 | 27 | 15 | 0 | 4 | .264 |
| *Mar 23 | INDIANA | 33 | 5 | 9 | 5 | 3 | 0 | 2 | 18 | 6 | 0 | 0 | 0 | 1 | 0 | 0 | 1 | 7 | 27 | 5 | 0 | 11 | .264 |
| Mar 28 | BRADLEY | 37 | 13 | 15 | 12 | 3 | 0 | 3 | 27 | 8 | 0 | 2 | 2 | 2 | 1 | 0 | 1 | 10 | 27 | 14 | 1 | 10 | .271 |
| *Mar 30 | at Illinois | 35 | 8 | 10 | 7 | 3 | 0 | 1 | 16 | 5 | 1 | 0 | 1 | 1 | 0 | 1 | 0 | 6 | 27 | 8 | 1 | 7 | .272 |
| *Mar 31 | at Illinois | 34 | 12 | 11 | 12 | 2 | 1 | 1 | 18 | 10 | 0 | 0 | 0 | 2 | 0 | 3 | 2 | 5 | 24 | 8 | 1 | 10 | .274 |
| *Apr 01 | at Illinois | 36 | 4 | 11 | 4 | 0 | 0 | 0 | 11 | 3 | 0 | 4 | 2 | 0 | 0 | 0 | 1 | 6 | 27 | 12 | 2 | 8 | .275 |
| Apr 04 | GRAND VIEW | 31 | 4 | 6 | 3 | 1 | 0 | 0 | 7 | 2 | 0 | 1 | 0 | 1 | 0 | 1 | 0 | 7 | 27 | 6 | 0 | 7 | .273 |
| *Apr 07 | OHIO STATE | 34 | 1 | 8 | 1 | 2 | 0 | 0 | 10 | 2 | 0 | 0 | 1 | 1 | 0 | 0 | 1 | 12 | 27 | 11 | 1 | 9 | .271 |
| *Apr 07 | OHIO STATE | 30 | 9 | 8 | 7 | 2 | 0 | 0 | 10 | 5 | 0 | 0 | 0 | 1 | 1 | 1 | 0 | 10 | 27 | 9 | 1 | 5 | .271 |
| *Apr 08 | OHIO STATE | 30 | 2 | 5 | 2 | 2 | 0 | 0 | 7 | 3 | 0 | 1 | 0 | 2 | 0 | 1 | 0 | 4 | 27 | 11 | 1 | 10 | .268 |
| Apr 11 | COE COLLEGE | 39 | 16 | 17 | 14 | 7 | 1 | 2 | 32 | 11 | 0 | 0 | 0 | 3 | 0 | 0 | 1 | 6 | 27 | 11 | 3 | 13 | .274 |
| *Apr 13 | at Nebraska | 37 | 7 | 10 | 6 | 6 | 0 | 0 | 16 | 5 | 0 | 0 | 1 | 2 | 0 | 0 | 0 | 11 | 27 | 14 | 3 | 10 | .274 |
| *Apr 13 | at Nebraska | 31 | 4 | 5 | 4 | 0 | 0 | 3 | 14 | 2 | 0 | 0 | 0 | 0 | 0 | 0 | 1 | 7 | 24 | 11 | 0 | 2 | .271 |
| Apr 17 | NORTHERN ILLINOIS | 30 | 2 | 8 | 2 | 0 | 0 | 0 | 8 | 2 | 0 | 1 | 1 | 1 | 0 | 1 | 0 | 8 | 27 | 16 | 2 | 8 | .271 |
| Totals | | 1097 | 193 | 297 | 173 | 56 | 7 | 23 | 436 | 154 | 1 | 23 | 12 | 38 | 10 | 18 | 21 | 265 | 873 | 326 | 38 | 273 | .271 |



2018 IOWA BASEBALL PITCHING SUMMARY

| Date | Opponent | ip | h | r | er | bb | so | 2b | 3b | hr | wp | bk | hbp | dp | ibb | score | w-l | sv | era |
|---------|-------------------|-------|-----|-----|-----|-----|-----|----|----|----|----|----|-----|----|-----|---------|-------|----|------|
| Feb 16 | vs Toledo | 9.0 | 7 | 3 | 0 | 8 | 12 | 0 | 0 | 0 | 0 | 0 | 1 | 1 | 0 | 4-3 | 1-0 | 0 | 0.00 |
| Feb 17 | vs Oakland | 9.0 | 12 | 6 | 5 | 7 | 7 | 1 | 0 | 1 | 0 | 1 | 0 | 1 | 0 | 8-6 | 2-0 | 1 | 2.50 |
| Feb 18 | vs Old Dominion | 9.0 | 6 | 1 | 1 | 6 | 9 | 1 | 0 | 0 | 0 | 0 | 2 | 2 | 0 | 4-1 | 3-0 | 2 | 2.00 |
| Feb 23 | vs Virginia Tech | 10.0 | 6 | 1 | 1 | 1 | 12 | 0 | 0 | 1 | 0 | 0 | 0 | 2 | 0 | 2-1 | 4-0 | 2 | 1.70 |
| Feb 24 | vs Ball St. | 8.0 | 14 | 14 | 12 | 6 | 11 | 1 | 0 | 3 | 1 | 1 | 1 | 0 | 0 | 6-14 | 4-1 | 2 | 3.80 |
| Feb 25 | at New Orleans | 9.0 | 3 | 2 | 0 | 2 | 7 | 0 | 0 | 0 | 0 | 0 | 1 | 1 | 0 | 8-2 | 5-1 | 2 | 3.17 |
| Feb 27 | CORNELL COLLEGE | 9.0 | 6 | 1 | 1 | 1 | 12 | 1 | 0 | 0 | 2 | 0 | 1 | 0 | 0 | 15-1 | 6-1 | 2 | 2.86 |
| Mar 02 | at UAB | 9.0 | 6 | 1 | 1 | 2 | 7 | 1 | 0 | 0 | 0 | 1 | 1 | 2 | 0 | 4-1 | 7-1 | 3 | 2.62 |
| Mar 03 | at UAB | 9.0 | 6 | 3 | 2 | 5 | 13 | 2 | 0 | 0 | 0 | 0 | 2 | 0 | 0 | 11-3 | 8-1 | 3 | 2.56 |
| Mar 04 | at UAB | 8.0 | 10 | 4 | 4 | 1 | 6 | 2 | 0 | 0 | 0 | 0 | 0 | 0 | 0 | 0-4 | 8-2 | 3 | 2.73 |
| Mar 09 | at UNLV | 8.0 | 8 | 4 | 4 | 5 | 8 | 3 | 0 | 0 | 1 | 0 | 1 | 0 | 1 | 0-4 | 8-3 | 3 | 2.88 |
| Mar 10 | at UNLV | 8.0 | 12 | 11 | 11 | 6 | 6 | 6 | 0 | 0 | 3 | 0 | 4 | 1 | 0 | 2-11 | 8-4 | 3 | 3.60 |
| Mar 11 | at UNLV | 8.0 | 16 | 13 | 8 | 2 | 6 | 1 | 0 | 3 | 3 | 1 | 1 | 1 | 0 | 3-13 | 8-5 | 3 | 3.98 |
| Mar 14 | vs Missouri State | 9.0 | 10 | 8 | 7 | 5 | 13 | 2 | 0 | 2 | 3 | 1 | 3 | 0 | 0 | 3-8 | 8-6 | 3 | 4.20 |
| Mar 17 | EVANSVILLE | 9.0 | 8 | 3 | 2 | 2 | 5 | 3 | 0 | 0 | 0 | 0 | 0 | 1 | 0 | 10-3 | 9-6 | 3 | 4.05 |
| Mar 17 | EVANSVILLE | 9.0 | 2 | 3 | 3 | 7 | 9 | 0 | 0 | 1 | 0 | 0 | 0 | 0 | 0 | 8-3 | 10-6 | 3 | 3.99 |
| Mar 18 | EVANSVILLE | 9.0 | 8 | 3 | 2 | 4 | 10 | 1 | 1 | 0 | 0 | 0 | 1 | 0 | 0 | 4-3 | 11-6 | 4 | 3.87 |
| Mar 20 | SAINT LOUIS | 9.0 | 9 | 7 | 6 | 9 | 7 | 2 | 0 | 2 | 2 | 0 | 2 | 2 | 0 | 6-7 | 11-7 | 4 | 3.99 |
| Mar 21 | LORAS COLLEGE | 9.0 | 6 | 4 | 4 | 3 | 10 | 0 | 0 | 0 | 1 | 0 | 0 | 0 | 1 | 6-4 | 12-7 | 4 | 3.99 |
| *Mar 23 | INDIANA | 9.0 | 11 | 4 | 4 | 5 | 8 | 1 | 0 | 2 | 1 | 1 | 1 | 4 | 2 | 2-4 | 12-8 | 4 | 3.99 |
| *Mar 23 | INDIANA | 9.0 | 2 | 1 | 1 | 5 | 12 | 0 | 0 | 0 | 0 | 0 | 1 | 0 | 0 | 5-1 | 13-8 | 4 | 3.84 |
| Mar 28 | BRADLEY | 9.0 | 12 | 9 | 7 | 10 | 9 | 3 | 0 | 1 | 3 | 0 | 1 | 2 | 0 | 13-9 | 14-8 | 4 | 3.99 |
| *Mar 30 | at Illinois | 9.0 | 7 | 5 | 3 | 3 | 11 | 2 | 0 | 2 | 0 | 0 | 2 | 1 | 0 | 8-5 | 15-8 | 5 | 3.95 |
| *Mar 31 | at Illinois | 8.0 | 17 | 13 | 13 | 6 | 6 | 4 | 1 | 3 | 1 | 0 | 1 | 2 | 0 | 12-13 | 15-9 | 5 | 4.35 |
| *Apr 01 | at Illinois | 9.0 | 8 | 2 | 2 | 6 | 8 | 0 | 0 | 0 | 0 | 0 | 0 | 2 | 1 | 4-2 | 16-9 | 6 | 4.25 |
| Apr 04 | GRAND VIEW | 9.0 | 4 | 2 | 2 | 1 | 13 | 0 | 0 | 1 | 0 | 0 | 1 | 0 | 0 | 4-2 | 17-9 | 7 | 4.17 |
| *Apr 07 | OHIO STATE | 9.0 | 8 | 2 | 1 | 4 | 11 | 3 | 1 | 0 | 0 | 0 | 0 | 0 | 2 | 1-2 | 17-10 | 7 | 4.05 |
| *Apr 07 | OHIO STATE | 9.0 | 10 | 5 | 5 | 5 | 10 | 3 | 0 | 0 | 0 | 0 | 0 | 1 | 0 | 9-5 | 18-10 | 7 | 4.08 |
| *Apr 08 | OHIO STATE | 9.0 | 4 | 1 | 1 | 2 | 11 | 0 | 0 | 1 | 2 | 0 | 0 | 1 | 0 | 2-1 | 19-10 | 7 | 3.97 |
| Apr 11 | COE COLLEGE | 9.0 | 9 | 1 | 1 | 1 | 9 | 0 | 0 | 0 | 1 | 0 | 0 | 2 | 0 | 16-1 | 20-10 | 7 | 3.87 |
| *Apr 13 | at Nebraska | 9.0 | 7 | 1 | 0 | 5 | 6 | 2 | 0 | 0 | 0 | 0 | 0 | 4 | 0 | 7-1 | 21-10 | 7 | 3.74 |
| *Apr 13 | at Nebraska | 8.0 | 10 | 10 | 10 | 10 | 7 | 4 | 0 | 3 | 0 | 0 | 1 | 2 | 1 | 4-10 | 21-11 | 7 | 3.96 |
| Apr 17 | NORTHERN ILLINOIS | 9.0 | 1 | 0 | 0 | 5 | 5 | 0 | 0 | 0 | 0 | 0 | 1 | 3 | 0 | 2-0 | 22-11 | 8 | 3.84 |
| Totals | | 291.0 | 265 | 148 | 124 | 150 | 296 | 49 | 3 | 26 | 24 | 6 | 30 | 38 | 8 | 193-148 | 22-11 | 8 | 3.84 |



2018 IOWA BASEBALL MISCELLANEOUS STATS

| Multiple Hit Games | 2 | 3 | 4 | 5+ | Total |
|---------------------------|-----------|----------|----------|-----------|--------------|
| 44 Neustrom, Robert | 11 | 3 | - | - | 14 |
| 5 Cropley, Tyler | 9 | 3 | - | - | 12 |
| 4 Boe, Mitchell | 7 | - | - | - | 7 |
| 28 Whelan, Chris | 5 | 1 | 1 | - | 7 |
| 23 Crowl, Kyle | 7 | - | - | - | 7 |
| 1 Elion, Lorenzo | 4 | 1 | - | 1 | 6 |
| 3 Hoeg, Matt | 5 | - | - | - | 5 |
| 6 Jenkins, Justin | 5 | - | - | - | 5 |
| 16 Wetrich, Tanner | 2 | 1 | - | - | 3 |
| 9 Norman, Ben | 2 | - | - | - | 2 |
| 13 Berst, Matt | 1 | - | - | - | 1 |
| 8 Farley, Luke | 1 | - | - | - | 1 |
| 20 Guzzo, Austin | 1 | - | - | - | 1 |
| 32 McCleary, Brett | 1 | - | - | - | 1 |
| TEAM | 61 | 9 | 1 | 1 | 72 |

| Multiple RBI Games | 2 | 3 | 4 | 5+ | Total |
|---------------------------|-----------|----------|----------|-----------|--------------|
| 5 Cropley, Tyler | 5 | 2 | - | 1 | 8 |
| 1 Elion, Lorenzo | 2 | 2 | - | 1 | 5 |
| 44 Neustrom, Robert | 4 | 1 | - | - | 5 |
| 4 Boe, Mitchell | 3 | 1 | - | - | 4 |
| 23 Crowl, Kyle | 3 | - | 1 | - | 4 |
| 6 Jenkins, Justin | 2 | 1 | - | - | 3 |
| 16 Wetrich, Tanner | - | 1 | 1 | - | 2 |
| 9 Norman, Ben | 2 | - | - | - | 2 |
| 20 Guzzo, Austin | 2 | - | - | - | 2 |
| 3 Hoeg, Matt | 1 | 1 | - | - | 2 |
| 32 McCleary, Brett | 1 | - | - | - | 1 |
| TEAM | 25 | 9 | 2 | 2 | 38 |

| Hitting Streaks | Longest | Current |
|------------------------|----------------|----------------|
| 5 Cropley, Tyler | 12 | 2 |
| 44 Neustrom, Robert | 10 | 6 |
| 23 Crowl, Kyle | 8 | - |
| 3 Hoeg, Matt | 7 | - |
| 28 Whelan, Chris | 7 | 4 |
| 1 Elion, Lorenzo | 4 | 1 |
| 20 Guzzo, Austin | 4 | 1 |
| 4 Boe, Mitchell | 4 | 1 |
| 6 Jenkins, Justin | 4 | - |
| 16 Wetrich, Tanner | 3 | - |
| 32 McCleary, Brett | 2 | - |
| 9 Norman, Ben | 2 | - |
| 13 Berst, Matt | 1 | 1 |
| 37 Massner, Kace | 1 | - |
| 14 Pettigrew, Zion | 1 | - |
| 7 Judkins, Grant | 1 | 1 |
| 8 Farley, Luke | 1 | - |

| Reached Base Streaks | Longest | Current |
|-----------------------------|----------------|----------------|
| 5 Cropley, Tyler | 16 | 4 |
| 44 Neustrom, Robert | 14 | 8 |
| 23 Crowl, Kyle | 14 | - |
| 9 Norman, Ben | 10 | - |
| 6 Jenkins, Justin | 8 | - |
| 3 Hoeg, Matt | 7 | 3 |
| 28 Whelan, Chris | 7 | 4 |
| 1 Elion, Lorenzo | 6 | 1 |
| 20 Guzzo, Austin | 6 | 2 |
| 16 Wetrich, Tanner | 6 | - |
| 4 Boe, Mitchell | 5 | 1 |
| 32 McCleary, Brett | 4 | - |
| 7 Judkins, Grant | 3 | 3 |
| 8 Farley, Luke | 2 | - |
| 14 Pettigrew, Zion | 2 | 2 |
| 37 Massner, Kace | 2 | 1 |
| 38 Wallace, Trenton | 1 | 1 |
| 13 Berst, Matt | 1 | 1 |



THE LAST TIME...

Hitting Categories:

| | |
|---|---|
| A Hawkeye hit a walk-off home run | Tyler Cropley, March 28, 2018 vs. Bradley (W, 13-9) (grand slam) |
| A Hawkeye hit a lead-off home run | Matt Hoeg, March 14, 2018, vs. Missouri State (L, 3-8) |
| A Hawkeye hit a grand slam | Tyler Cropley, March 28, 2018 vs. Bradley (W, 13-9) |
| A Hawkeye hit for the cycle | Lorenzo Elion (5-for-6, 2 HR, 6 RBIs, 4 R) vs. Coe College, 4/11/18 |
| A Hawkeye had 8 or more at-bats | ^Eric Toole (3-for-8), Jake Manger (3-for-8), Joel Booker (2-for-8) vs. Sacramento State, 4/28/15 |
| A Hawkeye hit four home runs in a game..... | Bill Heinz, April 20, 1988 at Minnesota (W, 17-3) |
| A Hawkeye hit three home runs in a game..... | Jake Adams, May 19, 2017, at Kansas State (3-for-4, 7 RBIs), 12-11 win (10 innings) |
| A Hawkeye hit two home runs in a game | Lorenzo Elion vs. Coe College, 4/11/18 (5-for-6, 2 HR, 6 RBIs, 4 R), W, 16-1 |
| A Hawkeye had five hits in a game | ^Lorenzo Elion vs. Coe College, 4/11/18 (5-for-6, 2 HR, 6 RBIs, 4 R), W, 16-1 |
| A Hawkeye had three doubles in a game | Tyler Cropley vs. Coe College, 4/11/18 (3-for-5, 2 R, 2 RBIs), W, 16-1 |
| A Hawkeye hit two triples in a game..... | Zach McCool, April 20, 2010 vs Western Illinois (W, 6-5) |
| A Hawkeye had six RBIs in a game | 6, Lorenzo Elion vs. Coe College, 4/11/18 (5-for-6, 2 HR, 6 RBIs, 4 R) W, 16-1 |
| A Hawkeye stole five bases in a game | Lance Platz at Purdue in 1979 |
| A Hawkeye stole home | Tyler Peyton, March 15, 2014 vs. Georgetown (W, 13-1) |
| A Hawkeye walked four times in a game..... | ^Mitchell Boe, April 13, 2016 vs. Air Force (W, 22-2) |
| A Hawkeye had three sacrifice hits in a game..... | Travis Sweet, March 23, 2007 at North Dakota State (W, 6-5) |
| A Hawkeye scored five runs in a game..... | ^Austin Guzzo, March 8, 2016, vs. Northwestern College (W, 28-0) |
| A Hawkeye was hit by three pitches in a game..... | Nick Day, April 25, 2014 vs. South Dakota State |
| A Hawkeye hit a home run in five consecutive games | Jake Adams (May 12-18, 2017, vs. Ohio State, vs. Omaha, at Illinois) |
| A Hawkeye hit triples in consecutive games | Ben Norman at UAB (March 2-3, 2018) |
| The Hawkeyes hit back-to-back triples in a game | T.J. Cataldo & Matt Mossey, April 20, 2008 vs. Northwestern (L, 9-6) |
| The Hawkeyes hit five or more home runs in a game..... | 5, March 18, 2009 at UT-Martin (W, 25-6) (Cataldo, Durant, Freie, McQuillan, Toole) |
| The Hawkeyes hit four home runs in a game..... | 4, May 18, 2017, at Illinois, (W, 6-5) (Neustrom, McCoy, Adams, Neustrom) |
| The Hawkeyes hit two grand slams in the same game..... | Robert Neustrom, Tyler Cropley vs. Bradley (W, 12-1), 3/22/17 |
| The Hawkeyes hit back-to-back-to-back home runs in same game..... | May 18, 2017, at Illinois (McCoy, Adams, Neustrom) |
| The Hawkeyes left 15 or more people on base..... | 16 vs. Bucknell, 2/17/17 |
| The Hawkeyes hit into five double plays..... | May 23, 2007 vs. Illinois (L, 12-3 in Big Ten Tournament) |

Pitching Categories:

| | |
|--|---|
| A Hawkeye pitcher threw a no-hitter (7 innings) | Bill Drabbel, 1979 vs. Kansas State |
| A Hawkeye pitcher threw a no-hitter (9 innings) | Cole McDonald, 8/25/17 vs. Czech Republic (World University Games) (W, 8-0) |
| A Hawkeye pitcher threw a perfect game (7 innings)..... | Chad Blackwell, April 29, 2000 vs. Northwestern (W, 4-0) |
| A Hawkeye pitcher threw a one-hitter (9 innings) | Jarred Hippen, April 29, 2011 at Minnesota (L, 1-0) |
| A Hawkeye pitcher threw a two-hitter (7 innings) | Steve Turnbull, March 23, 2007 vs. North Dakota State (W, 8-0) |
| Iowa was one hit | Apr. 2, 2006 vs. Ohio State (L, 15-1) |
| Iowa was no-hit | Apr. 21, 2012 vs. Penn State (L, 2-0) |
| A Hawkeye pitcher threw a complete game (7 innings) | Steve Turnbull, May 3, 2008 vs. Minnesota (W, 6-1) |
| A Hawkeye pitcher threw a complete game (9 innings)..... | C.J. Eldred, March 25, 2016 vs. Maryland (W, 8-1), April 1, 2016, at Minnesota (L, 1-4) |
| A Hawkeye pitcher threw a complete game shutout (9 innings)..... | Tyler Peyton, May 20, 2016, at Penn State (W, 8-0) |
| The Hawkeyes were shut out | March 9, 2018 at UNLV (0-4) |
| A Hawkeye pitcher recorded nine or more wins in a season | 9, Blake Hickman, 2015 |
| A Hawkeye closer recorded 10 or more saves in a season | 13, Kevin Lee, 2010 |
| A Hawkeye pitcher recorded 10 or more strikeouts | 11, Brady Schanuel vs. #11 Indiana, 3/23/18 (W, 5-1) |

Fielding Categories:

| | |
|--|---|
| The Hawkeyes committed five errors or more in a game | April 28, 2013 vs. Minnesota (L, 9-5) — committed five. |
| A Hawkeye had 20 or more putouts | 20, Steve Stumpff, 1975 vs. Tulsa |
| A Hawkeye had 15 or more putouts | 16, Jake Adams, vs. Morehead State, 2/26/17 |
| A Hawkeye had eight or more assists in a game..... | 10, Zach Daniels at Minnesota, 4/3/16 |
| The Hawkeyes turned five double plays in a game | 2003 vs. Ohio State^ |

Scoring and Misc. Categories:

| | |
|--|---|
| The Hawkeyes recorded 20 or more hits | 20 at Ohio State, 5/7/16 (W, 12-0) |
| The Hawkeyes scored 20 or more runs | 22 vs. Air Force, 4/13/16 (W, 22-2); 28, vs. Northwestern College, 3/8/16 (W, 28-0) |
| Iowa swept a four-game Big Ten series | at Northwestern, April 27-29, 2007 (W, 16-6, 15-10, 13-8, 14-10) |
| Iowa swept a three-game Big Ten series..... | vs. Penn State, April 28-29, 2017 (W, 4-2, 8-2, 9-1) |
| Iowa swept consecutive three-game Big Ten series..... | vs. No. 19 Indiana (March 27-29, 2015); at Purdue (April 3-5, 2015) |
| Iowa was swept in a Big Ten three-game series | vs. Illinois, May 9-11, 2014 (L, 1-4, L, 1-5, L, 2-4) |
| Iowa defeated a ranked team | March 30-April 1, 2018, at No. 22 Illinois (W, 8-5, L, 12-13, W, 4-2) |
| Iowa swept a series over a ranked opponent | March 27-29, 2015 vs. No. 19 Indiana (W, 2-0, 5-1, 10-6), April 25-26, 2015 vs. No. 25 Nebraska (W, 4-3, 3-2 (10), 5-1) |
| Iowa won a road series over a ranked opponent | March 30-April 1, 2018, at No. 22 Illinois (W, 8-5, L, 12-13, W, 4-2) |
| Iowa defeated a top-10 team..... | vs. No. 7 Vanderbilt, Mar. 1, 2008 (W, 6-3) |
| The Hawkeyes played 14 or more innings | vs. Sacramento State, 4/28/15 (W, 4-3, 18 innings) |
| Iowa played a game over four and a half hours | 4:57 vs. Minnesota, 5/27/17 (W, 7-5, 13 innings) |
| Longest game in school history..... | 5:40 vs. Sacramento State, 4/28/15 (W, 4-3, 18 innings) |

* Bolded items are from the 2018 season ^Tied school record



2018 IOWA BASEBALL ROSTER

| No. | Name | Pos. | Ht. | Wt | Yr. | B/T | Hometown/High School (Last School) |
|-----|------------------|--------|------|-----|--------|-----|---|
| 1 | Lorenzo Elion | IF | 6-2 | 185 | So. | R/R | Chicago, Ill./Simeon Academy (Kirkwood CC) |
| 2 | Zach Daniels | RHP | 5-11 | 160 | Jr. | L/R | Robins, Iowa/Cedar Rapids Kennedy |
| 3 | Matt Hoeg | IF | 6-1 | 200 | Sr. | R/R | Waukee, Iowa/Waukee (Iowa Western CC) |
| 4 | Mitchell Boe | IF | 5-10 | 175 | Jr. | L/R | Naperville, Ill./Joilet Catholic |
| 5 | Tyler Cropley | C/OF | 5-11 | 185 | Sr. | R/R | McCook Lake, S.D./Bishop Heelan (Iowa Western CC) |
| 6 | Justin Jenkins | OF | 5-10 | 185 | So. | L/L | Terre Haute, Ind./Terre Haute South |
| 7 | Grant Judkins | IF/RHP | 6-3 | 190 | So. | L/R | Pella, Iowa/Pella |
| 8 | Luke Farley | OF | 6-0 | 215 | Jr. | R/R | Denver, Iowa/Waterloo Columbus |
| 9 | Ben Norman | OF | 6-2 | 190 | So. | L/R | Des Moines, Iowa/Roosevelt |
| 10 | Derek Lieurance | RHP | 6-0 | 200 | RS So. | R/R | Cascade, Iowa/NIACC |
| 11 | Cole McDonald | RHP | 6-1 | 205 | Jr. | L/R | New Hampton, Iowa/New Hampton |
| 12 | Nick Nelsen | RHP | 6-2 | 185 | Sr. | S/R | West Des Moines, Iowa/Valley (Johnson County CC) |
| 13 | Matt Berst | C | 6-0 | 200 | Fr. | R/R | Cedar Rapids, Iowa/Cedar Rapids Kennedy |
| 14 | Zion Pettigrew | IF | 6-1 | 170 | Fr. | R/R | Chicago, Ill./Mount Carmel |
| 16 | Tanner Wetrich | SS | 6-0 | 180 | Jr. | R/R | Moberly, Mo./Moberly (Mineral Area CC) |
| 18 | Shane Ritter | RHP | 6-4 | 205 | Jr. | R/R | Plainfield, Ill./Plainfield South |
| 19 | Ben Probst | RHP | 6-1 | 185 | Fr. | R/R | Urbandale, Iowa/Dowling Catholic |
| 20 | Austin Guzzo | C/3B | 6-2 | 200 | Sr. | L/R | Brooklin, Ontario, Canada/All Saints Catholic |
| 22 | Kole Kampen | LHP | 6-1 | 230 | RS Fr. | S/L | Fort Dodge, Iowa/Fort Dodge |
| 23 | Kyle Crowl | IF | 6-2 | 200 | So. | R/R | Council Bluffs, Iowa/Abraham Lincoln |
| 24 | Nick Allgeyer | LHP | 6-3 | 225 | RS Jr. | L/L | St. Louis, Mo./St. John Vianney |
| 27 | Brady Schanuel | RHP | 6-3 | 210 | Jr. | R/R | Swansea, Ill./Belleville East (Parkland College) |
| 28 | Chris Whelan | IF/OF | 6-1 | 190 | RS Jr. | R/R | Naperville, Ill./Benet (Parkland College) |
| 30 | Connor McCaffery | OF/1B | 6-6 | 205 | Fr. | L/L | North Liberty, Iowa/Iowa City West |
| 32 | Brett McCleary | C | 6-2 | 215 | Fr. | R/R | Iowa City, Iowa/City High |
| 33 | Jack Dreyer | LHP | 6-2 | 200 | Fr. | R/L | Johnston, Iowa/Johnston |
| 35 | Cam Baumann | LHP | 6-2 | 190 | Fr. | L/L | Fairfield, Iowa/Fairfield |
| 37 | Kace Massner | OF | 6-5 | 230 | RS Fr. | L/R | Burlington, Iowa/Burlington |
| 38 | Trenton Wallace | LHP/OF | 6-1 | 200 | Fr. | L/L | Rock Island, Ill./Davenport Assumption |
| 41 | Grant Walker | C | 6-0 | 200 | Jr. | R/R | Centerville, Iowa/Centerville (Indian Hills CC) |
| 43 | Grant Leonard | RHP | 5-11 | 170 | So. | R/R | Mokena, Ill./Lincoln Way |
| 44 | Robert Neustrom | OF | 6-3 | 210 | Jr. | L/L | Sioux City, Iowa/Sioux City North |
| 45 | Kyle Shimp | LHP | 6-7 | 225 | RS So. | R/L | Yorkville, Ill./Yorkville |

COACHING STAFF

Head Coach: #21 Rick Heller (Upper Iowa, '86, 5th year at Iowa)

Associate Head Coach/Recruiting Coordinator: #15 Marty Sutherland (Northern Iowa, '02, 5th Year at Iowa)

Assistant Coach (Pitching): #42 Desi Druschel (Mount Mercy, '98, 3rd year at Iowa)

Volunteer Assistant Coach (Hitting): #40 Sean Moore (Iowa, '15, 2nd year at Iowa)

Graduate Assistant: #38 Shane Schmidt (Truman State, '16, 2nd year at Iowa)

Director of Baseball Operations: Nic Ungs (Northern Iowa, '01, 1st year at Iowa)

SUPPORT STAFF

Strength & Conditioning Coach: Zach Walrod

Equipment Manager: Kevin Foor

Academic Advisor: Troy Wulf

Baseball Communication Contact: James Allan

Baseball Communication Secondary Contact: Alex Snyder

Nutritionist: Nicole White

Baseball Secretary: Kendra Wieditz

Student Managers: Jake Stone, Sam Bornstein, T.J. Feldman, Walker Gentz, Ryan Gorman, Zachary Parle, Cooper Rettinger, Adam Schuck, Adam Strang

SQUAD ANALYSIS

Position Starters Returning/Lost: 6+DH/2

Letterwinners Returning/Lost: 17/12

Total Players/Newcomers: 33/12

Total Pitchers Returning/Lost: 7/8

Class Breakdown: 33 (10 - Freshman, 8 - Sophomores, 11 - Juniors, 4 - Seniors)

Newcomer Breakdown: 12 (8 Freshman, 4 Transfers)

States: Iowa - 19, Illinois - 9, Missouri - 2, Indiana - 1, South Dakota - 1, Canada - 1

How they hit: Right - 17, Left - 13, Switch - 2

How they throw: Right - 24, Left - 9

How they pitch: Right - 9, Left - 6

ALPHABETICAL ROSTER

| | |
|----|---------------------------|
| 24 | ALLGEYER , Nick |
| 35 | BAUMANN , Cam |
| 13 | BERST , Matt |
| 4 | BOE , Mitchell |
| 5 | CROPLEY , Tyler |
| 23 | CROWL , Kyle |
| 2 | DANIELS , Zach |
| 33 | DREYER , Jack |
| 1 | ELION , Lorenzo |
| 8 | FARLEY , Luke |
| 20 | GUZZO , Austin |
| 3 | HOEG , Matt |
| 6 | JENKINS , Justin |
| 7 | JUDKINS , Grant |
| 22 | KAMPEN , Kole |
| 43 | LEONARD , Grant |
| 10 | LIEURANCE , Derek |
| 37 | MASSNER , Kace |
| 30 | MCCAFFERY , Connor |
| 32 | MCCLEARY , Brett |
| 11 | MCDONALD , Cole |
| 12 | NELSEN , Nick |
| 44 | NEUSTROM , Robert |
| 9 | NORMAN , Ben |
| 14 | PETTIGREW , Zion |
| 19 | PROBST , Ben |
| 18 | RITTER , Shane |
| 27 | SCHANUEL , Brady |
| 45 | SHIMP , Kyle |
| 41 | WALKER , Grant |
| 38 | WALLACE , Trenton |
| 16 | WETRICH , Tanner |
| 28 | WHELAN , Chris |

PRONUNCIATION GUIDE

Nick Allgeyer: All-guy-ur

Cam Baumann: Bow-man

Kyle Crowl: (Rhymes with Growl)

Desi Druschel: Drew-shull

Lorenzo Elion: E-Lon

Austin Guzzo: Goo-zoh

Matt Hoeg: Hoy-g

Derek Lieurance: La -rah-n-ce

Kace Massner: Mazzner

Zion Pettigrew: Zy-on

Brady Schanuel: Shan-you-EL

Chris Whelan: Way-lin

Tanner Wetrich: We-trich

