



April 13, 2019

IOWA Track & Field 2019 Notes



TRACK & FIELD CONTACT: HANNAH OSSMAN | EMAIL: HANNAH-OSSMAN@HAWKEYESPORTS.COM | Phone: 319-335-9411 | hawkeyesports.com

2019 IOWA TRACK & FIELD OUTDOOR SCHEDULE

| Date | Meet |
|------------------|---|
| Mar. 15-16 | at Baldy Castillo Invitational <i>(Tempe, Arizona)</i> |
| Mar. 29-30 | at Florida Relays <i>(Gainesville, Florida)</i> at Stanford Invitational <i>(Stanford, California)</i> |
| Apr. 5-6 | at Sun Angel Classic <i>(Tempe, Arizona)</i> |
| Apr. 13 | Musco Twilight <i>(Iowa City, Iowa)</i> |
| Apr. 18-20 | at Mt. SAC Relays <i>(Los Angeles, California)</i> |
| Apr. 25-27 | at Drake Relays <i>(Des Moines, Iowa)</i> |
| May 10-12 | B1G Outdoor Championships <i>(Iowa City, Iowa)</i> |
| May 23-25 | at NCAA First Round <i>(Sacramento, California)</i> |
| June 5-8 | at NCAA Championships <i>(Austin, Texas)</i> |

IOWA COACHING STAFF

- Joey Woody**
Director of Track & Field/Cross Country
- Randy Hasenbank**
Associate Head Cross Country Coach
Assistant Track & Field Coach
- Clive Roberts**
Associate Head Coach
- Jason Wakenight**
Assistant Coach, Director of Recruiting
- Eric Werskey**
Assistant Coach/Throws
- Paige Knodle**
Assistant Coach
- Kate Wakenight**
Director of Operations

THIS WEEK

The University of Iowa track and field team hosts the 20th annual Musco Twilight Invitational at Francis X. Cretzmeier Track on Saturday. Six teams will compete, including Iowa, Iowa Central CC, Loyola, Minnesota State, Northern Illinois, and Western Illinois. The meet starts at noon (CT) with the men's shot put, women's discus, and women's pole vault. The early running sections start with the 100-meter hurdles at 1:55 p.m. (CT), and the premier sections start at 4:15 p.m. with the 400-meter relay. A full schedule of events is located at hawkeyesports.com on the track and field schedule page.

MUSCO HISTORY

Iowa hosted the first Musco Twilight in 1999. The event has continued 20 of the last 21 years. In 2008, the meet was canceled due to flooding. The lights are provided by Musco Lighting, an Iowa based company from Oskaloosa, Iowa.

RETURNING MUSCO CHAMPS

At the 2018 Musco Twilight, the Hawkeyes won 14 events. Iowa returns 12 champions that won 10 events last season

- Jenny Kimbro (100 hurdles, long jump)
- Talia Buss (1,600-meter relay)
- Kylie Welch (1,600-meter relay)
- Kylie Morken (1,600-meter relay)
- Tria Simmons (triple jump)
- Laulauga Tausaga (discus)
- Marissa Mueller (javelin)
- Karayme Bartley (400 meters, 1,600-meter relay)
- Luke Sampson (3,000 meters)
- Wayne Lawrence (1,600-meter relay)
- Carter Lilly (1,600-meter relay)
- Reno Tuufuli (discus)

SENIOR DAY

The Hawkeyes will highlight the 17 senior track and field athletes at 4 p.m. (CT), including Talia Buss, Raymund Clarke, Sydney Collins, Chris Douglas, Ian Eklin, Ashley Espinosa, Alexis Gay, Briana Guillory, Mar'yea Harris, Bailey Hess-Withbroe, Andy Jatis, Noah Larrison, Carter Lilly, Michael Melchert, Andie Shine, Tria Simmons, and Reno Tuufuli.

TICKETS

Tickets will be on sale at the gate. General admission is \$5, and youth tickets (18 and under) are FREE. Gates open at 11 a.m. (CT).

PROMOTIONS

There will be a Kids Zone on Saturday at the Iowa softball practice field, next to the track facility. Kids Zone is FREE and will include inflatables. The Hawkeyes will have two fans of the meet and will feature the Herky Kid's Race at 4:25 p.m. (CT)

FOLLOW THE HAWKEYES

Fans can follow the Musco Twilight live results on hawkeyesports.com/tracklive. Live stats and a live stream for the meet are also linked on the Iowa track and field schedule page, hawkeyesports.com/trackschedule, and will also be posted on the team's official twitter account @iowaxc_tf.





HAWKEYES IN THE RANKINGS

The University of Iowa men's and women's track and field teams are both ranked in the top 25 in the United States Track & Field and Cross Country Coaches Association Week 2 poll. The USTF-CCCA rank the men at No. 19 and the women at No. 24.

NATIONALLY RANKED HAWKS

The Hawkeyes have 11 individual marks in the NCAA's top 15, including the the NCAA discus leader, Laulauga Tausaga, and the fastest men's 1,600-meter relay from freshman Wayne Lawrence Jr., junior Antonio Woodard, junior Collin Hofacker, and senior Mar'yea Harris. Iowa is also the only team in the NCAA with multiple 400-meter runners under 46 seconds this season.

Top 15 in the NCAA:

1. Laulauga Tausaga - discus (61.74 meters, 202-7)
1. Lawrence, Woodard, Hofacker, Harris - 1,600-meter realy (3:03.10)
4. Briana Guillory - 400 meters (51.92)
5. Karayme Bartley - 400 meters (45.83)
6. Matt Manternach - 800 meters (1:47.84)
8. Mar'yea Harris - 400 meters (45.88)
11. Jaylan McConico - 110 hurdles (13.82)
11. Reno Tuufuli - discus (57.49, 188-7)
12. Wayne Lawrence Jr. - 400 meters (45.96)
14. Anthony Williams - 110 hurdles (13.86)
14. Chris Douglas - 400 hurdles (51.18)
14. Jenny Kimbro - 400 hurdles (58.27)

BIG LEADERS

The Hawkeyes are ranked in the top five 26 times in the conference. Four individual Hawkeyes are leading the Big Ten Conference in their respective events, including Jenny Kimbro (100 hurdles), Jaylan McConico (110 hurdles), Chris Douglas (400 hurdles), and Laulauga Tausaga (discus). Iowa also holds the fastest men's 1,600-meter relay from freshman Wayne Lawrence Jr., junior Antonio Woodard, junior Collin Hofacker, and senior Mar'yea Harris.

Top Five in the Big Ten:

1. Karayme Bartley - 400 meters (45.83)
1. Briana Guillory - 400 meters (51.92)
1. Jaylan McConico - 110 hurdles (13.82)
1. Chris Douglas - 400 hurdles (51.18)
1. Lualauga Tausaga - discus (61.74 meters, 202-7)
1. Lawrence, Woodard, Hofacker, Harris - 1,600-meter relay (3:03.10)
2. Mar'yea Harris - 400 meters (45.88)
2. Matt Manternach - 800 meters (1:47.84)
2. Anthony Williams - 110 hurdles (13.86)
2. Noah Larrison - 400 hurdles (51.49)
3. Jenny Kimbro - 100 hurdles (13.53)
3. Nathan Mylenek - 3,000-meter steeplechase (8:55.23)
3. Reno Tuufuli - shot put (18.21 meters, 59-9)
3. Reno Tuufuli - discus (57.49 meters, 188-7)
3. Kimbro, Weum, Simmons, Wensel - 1,600-meter relay (3:36.32)
4. Antonio Woodard - 200 meters (20.69)
4. Jaylan McConico - 110 hurdles (13.98)
4. Wayne Lawrence Jr. - 400 meters (45.96)
4. Jenny Kimbro - 400 hurdles (58.27)
4. Tria Simmons - high jump (1.76 meters, 5-9 1/4)
4. Konstadina Spanoudakis - discus (53.72 meters, 176-3)
4. Williams, Woodard, Hofacker, Harris - 400-meter relay (40.16)
5. Raymonte Dow - 400 hurdles (52.14)
5. Jay Hunt - high jump (2.11 meters, 6-11)
5. Laulauga Tausaga - hammer (60.32 meters, 197-11)

2019 OUTDOOR SEASON LEADERS

MEN

| | | |
|-----------------------|---|-------------------|
| 100 Meters | Antonio Woodard | 10.49 |
| 110-Meter Hurdles | Jaylan McConico | 13.82 |
| 200 Meters | Antonio Woodard | 20.69 |
| 400 Meters | Karayme Bartley | 45.83 |
| 400-Meter Hurdles | Chris Douglas | 51.18 |
| 800 Meters | Matt Manternach | 1:47.84 |
| 1,500 Meters | Jeff Roberts | 3:53.80 |
| 3,000 Steeplechase | Nathan Mylenek | 8:55.23 |
| 5,000 Meters | Noah Healy | 14:43.23 |
| 10,000 Meters | Ian Eklin | 30:10.40 |
| 400-Meter Relay | Williams, Woodard, Hofacker, Harris | 40.1 |
| Shuttle Hurdle Relay | Williams, Haack, Braverman, McConico | 1:01.14 |
| 800-Meter Relay | Sorrells, Braverman, Douglas, Haack | 1:28.29 |
| 1,600-Meter Relay | Lawrence Jr., Woodard, Hofacker, Harris | 3:03.10 |
| 3,200-Meter Relay | Teubel, Still, Olson, Andrews | 7:36.62 |
| Distance Medley Relay | Teubel, Andrews, Olson, VanDraska | 10:10.17 |
| High Jump | Jay Hunt | 6-11 (2.11m) |
| Pole Vault | Peyton Haack | 15-1 3/4 (4.62m) |
| Long Jump | James Carter | 23-7 1/4 (7.19m) |
| Triple Jump | James Carter | 49-5 (15.06m) |
| Shot Put | Reno Tuufuli | 62-2 1/2 (18.96m) |
| Discus | Reno Tuufuli | 188-7 (57.49m) |
| Javelin | Peyton Haack | 155-11 (47.53m) |

WOMEN

| | | |
|---------------------|-----------------------------------|-------------------|
| 100 Meters | Antonise Christian | 12.06 |
| 100-Meter Hurdles | Jenny Kimbro | 13.53 |
| 200 Meters | Talia Buss | 24.32 |
| 400 Meters | Briana Guillory | 51.92 |
| 400-Meter Hurdles | Jenny Kimbro | 58.27 |
| 800 Meters | Mallory King | 2:07.08 |
| 1,500 Meters | Grace McCabe | 4:32.94 |
| 5,000 Meters | Megan Schott | 16:28.97 |
| 10,000 Meters | Andrea Shine | 34:10.24 |
| 400-Meter Relay | Kimbro, Laye, Guillory, Christian | 45.60 |
| 800-Meter Relay | Christian, Buss, Swanson, Morken | 1:38.52 |
| 1,600-Meter Relay | Kimbro, Weum, Simmons, Wensel | 3:36.32 |
| Sprint Medley Relay | Swanson, Morken, King, Arco | 3:52.85 |
| 3,200-Meter Relay | Welker, Saunders, McCabe, Weber | 9:04.18 |
| High Jump | Tria Simmons | 5-9 1/4 (1.76m) |
| Long Jump | Amanda Carty | 19-8 (5.99m) |
| Triple Jump | Amanda Carty | 40-2 1/4 (12.25m) |
| Shot Put | Laulauga Tausaga | 52-4 (15.95m) |
| Discus | Laulauga Tausaga | * 202-7 (61.74m) |
| Javelin | Marissa Mueller | 132-2 (40.28m) |
| Hammer Throw | Laulauga Tausaga | 197-11 (60.32m) |

* -- school record



BIG ATHLETES OF THE WEEK

Tausaga is the third Hawkeye to be named Big Ten Athlete of the Week during the outdoor season. Tausaga won the discus at the Sun Angel Classic last weekend, recording a 61.74-meter (202-7) throw that leads the NCAA, ranks seventh in the world, and set a new school record. She added another win in the hammer throw, throwing 60.32 meters (197-11), a mark that ranks second all-time at Iowa and fifth this season in the Big Ten.

The Hawkeyes swept the Big Ten Field Athlete of the Week awards in the first week of the outdoor season. Sophomore Konstadina Spanoudakis earned the women's honor and sophomore Jay Hunt earned the men's.

Spanoudakis threw 53.41 meters (175-2) in the discus at the Baldy Castillo Invitational. She bettered her third ranked all-time mark on Iowa's top-10 list by nearly a meter.

Hunt recorded a lifetime best high jump at Arizona State. Hunt's 2.11-meter (6-11) high jump broke onto the Iowa top-10 all-time list, ranking ninth. He also ranks fifth in the NCAA.

Three Hawkeyes were named Big Ten Athletes of the week during the indoor season, including Tausaga (Feb. 6), Mar'yea Harris (Feb. 6), and Jenny Kimbro (Dec. 12).

NEXT ON THE BLOCK

The Hawkeyes travel to California next week to compete in three meets, Mount SAC Relays, Pacific Coast Intercollegiate (Long Beach State), and Bryan Clay Invitational (Azusa Pacific).

PRONUNCIATION GUIDE

| | |
|-----------------------------|---------------------|
| Karayme Bartley..... | Kuh-raym |
| Ashley Bryja..... | Bree-UH |
| Miika Cox..... | MY-cuh |
| Briana Guillory..... | Gill-ree |
| Mar'yea Harris..... | Mar-ee-ay |
| Tanner Iske..... | Iss-kee |
| Any Jatis..... | JAY-tiss |
| Kylie Latham..... | Lay-thum |
| Matt Manternach..... | MON-ter-knock |
| Cole Moeller..... | MOLE-er |
| Nathan Mylenek..... | MY-len-ek |
| Nolan Roethler..... | RAYth-ler |
| Konstadina Spanoudakis..... | SPAWN-uh-dock-iss |
| Tyree Sorells..... | Ser-ELs |
| Lalauga Tausaga..... | LAU-long-a Tuh-saga |
| Reno Tuufuli..... | TOO-foo-lee |
| Gillian Urycki..... | YER-ick-ee |
| Elzerie van Dyk..... | EL-zur-ee VAN-dike |
| Jordan Winke..... | Wink-ee |


Francis X. Cretzmeyer Track

The University of Iowa track and field team practices and competes at the Francis X. Cretzmeyer Track during the outdoor season. Located within walking distance of Carver-Hawkeye Arena and Pearl Field, the track was completed in 1986. The facility was named after the late Francis X. Cretzmeyer, who coached the men's cross country and track teams from 1948-78 and led the Hawkeyes to five Big Ten team titles.

Iowa hosted the 1987, 2000, and 2011 Big Ten Championships at Cretzmeyer, and will host the 2019 Big Ten Outdoor Championships May 10-12.



OUTDOOR ALL-TIME TOP TEN PERFORMERS



Jeremy Allen




Justin Austin



Matt Byers



Troy Doris



William Dougherty



Mar'Yea Harris



Jeffery Herron

100 Meters

- Justin Austin, 2011 10.21
- O'Shea Wilson, 2017 10.22
- George Page, 1996 10.25
- James Harrington, 2015..... 10.26
- Anthuan Maybank, 1994 10.31
- Tim Dwight, 1997 10.31
- Josh Larney, 2013 10.31
- Vinnie Saucer, Jr., 2015 10.31
- Antonio Woodard, 2018..... 10.34**
- Bob Lawson, 1976 10.36

110-Meter High Hurdles

- Aaron Mallett, 2017..... 13.24
- Pat McGhee, 1989 13.50
- Dion Trowers, 1996..... 13.62
- Ronnie McCoy, 1985 13.66
- Ethan Holmes, 2011 13.73
- Jordan Mullen, 2013..... 13.76
- Chris Douglas, 2018..... 13.76**
- Jaylan McConico, 2019..... 13.82**
- Anthony Williams, 2019 13.86**
- James Armstrong, 1991 13.89

200 Meters

- Justin Austin, 2011 20.31
- Jeff Patrick, 1983 20.47
- James Harrington, 2015..... 20.50
- Anthuan Maybank, 1994 20.55
- Victor Green, 1984 20.60
- Antonio Woodard, 2018..... 20.61**
- Andre Morris, 1995 20.64
- George Page, 1996 20.67
- Collin Hofacker, 2017 20.71**
- Terrence Duckett, 1982..... 20.74

400 Meters

- Mar'yea Harris, 2018 44.94**
- Anthuan Maybank, 1993 44.99
- Andre Morris, 1995 45.15
- Mike Mondane, 1967 45.20
- Steven Willey, 2010 45.78
- Karayme Bartley, 2019 45.83**
- Wayne Lawrence, Jr., 2019 45.96**
- DeJuan Frye, 2018..... 46.17**
- Gary Hollingsworth, 1963..... 46.30
- Harold Leonard, 1986..... 46.45

400-Meter Hurdles

- Pat McGhee, 1988 48.83
- Monte Raymond, 1998..... 50.09
- Ray Varner, 2010..... 50.24
- Chris Douglas, 2018..... 50.44**
- Paul Steele, 1989 50.45
- Russell Peterson, 2001 50.50
- Ethan Holmes, 2013 50.51
- Adam Kunkel, 2001..... 50.73
- Jon Reimer, 1967 50.94
- Noah Larrison, 2016..... 50.94**

800 Meters

- Erik Sowinski, 2012..... 1:45.90
- Carter Lilly, 2016 1:47.32**
- Bill Frazier, 1962 1:47.64
- D'Juan Stozier, 1990 1:47.82
- Matt Manternach, 2019 1:47.84**
- Adam Hairston, 2011..... 1:48.10
- Will Teubel, 2015..... 1:48.60
- Tysen VanDraska, 2019 1:49.22**
- Michael Layne, 1999..... 1:49.61
- Bill Thiesen, 1985 1:49.74

1,500 Meters

- Jeff Thode, 2010 3:43.02
- Joel Moeller, 1978 3:44.01
- Jim Docherty, 1978..... 3:44.30
- Sam Fourman, 2015 3:44.50
- Adam Jones, 2017 3:45.48
- Dan Waters, 1986 3:46.35
- Michael Melchert, 2018 3:46.56**
- Kevin Herd, 1994 3:46.64
- John Clark, 1977 3:46.84
- Nathan Mylenek, 2018..... 3:47.87**

3,000-Meter Steeplechase


- Deacon Jones, 1956..... 8:47.40
- Nathan Mylenek, 2018..... 8:48.66**
- Steve Pershing, 1978 8:54.59
- Andy Morris, 2000..... 8:56.21
- Matt Gerard, 1994 8:57.01
- Andy Napier, 2008 8:57.54
- Rollie Kitt, 1967 9:02.90
- Al Greene, 1985..... 9:02.96
- Tony Rakaric, 2005..... 9:03.29
- Mark Battista, 2010 9:04.60

5,000 Meters

- Micah VanDenend, 2007 13:49.31
- Larry Wiczorek, 1968..... 13:56.00
- Kevin Herd, 1993 13:59.00
- Stetson Steele, 2000..... 14:02.76
- Kevin Lewis, 2014 14:02.78
- Eric MacTaggart, 2005 14:04.79
- Dan Haut, 2006..... 14:07.30
- Jesse Luciano, 2010 14:08.71
- Nathan Mylenek, 2018..... 14:09.43**
- Adam Jones, 2017 14:11.52




Gabe Hull



Deacon Jones




Aaron Mallett



Anthuan Maybank


OUTDOOR ALL-TIME TOP TEN PERFORMERS



Pat McGhee



Erik Sowinski




Stetson Steele



Jeff Thode



Micah VanDenend



Todd Wigginton



Arno
van der Westhuizen

10,000 Meters

1. Stetson Steele, 2000..... 28:44.47
2. Eric MacTaggart, 2006..... 28:50.23
3. Kevin Lewis, 2015..... 28:59.62
4. **Daniel Soto, 2018.....29:39.35**
5. Nick Nordheim, 2002..... 29:44.71
6. Trent Corey, 2002..... 29:45.25
7. **Ian Eklin, 2017.....29:47.06**
8. Chad Schwitters, 1999..... 29:56.00
9. **Luke Sampson, 2018.....29:58.47**
10. Nick Holmes, 2010..... 30:02.31

Decathlon

1. William Dougherty, 2018..... 7,673 pts
2. Kyle Reid, 2013..... 7,203 pts
3. Jack Eckert, 2015..... 7,087 pts
4. Dan Rolling, 2010..... 6,957 pts
5. Scott Faber, 2000..... 6,839 pts
6. Ryan Niver, 2008..... 6,837 pts
7. Chad Ohly, 1994..... 6,641 pts
8. Gary Kostrubala, 1984..... 6,498 pts
9. Frank Prill, 2008..... 6,381 pts
10. Jacob Drewry, 1994..... 5,820 pts

High Jump

1. Jeffery Herron, 2012..... 7-4 1/4 (2.24)
2. Bill Hansen, 1978..... 7-4 (2.23)
Bill Knoedel, 1975..... 7-4 (2.23)
4. Kevin Speicher, 2014..... 7-2 1/2 (2.20)
5. M. Cunningham, 1986..... 7-1 (2.16)
Kenneth Lansing, 1988..... 7-1 (2.16)
7. Pat Meade, 1987..... 7-0 1/4 (2.14)
8. Graham Valdes, 2012..... 6-11 3/4 (2.12)
9. Peter Hlavin, 1979..... 6-11 (2.11)
Scott Hudek, 1993..... 6-11 (2.11)
Jeremy Petsche, 2008..... 6-11 (2.11)
Brandon Oest, 2012..... 6-11 (2.11)
Jay Hunt, 2019..... 6-11 (2.11)

Pole Vault

1. Todd Wigginton, 1984..... 17-0 (5.18)
2. Chad Ohly, 1994..... 16-8 3/4 (5.10)
Kyle Reid, 2013..... 16-8 3/4 (5.10)
4. Curt Broek, 1978..... 16-8 (5.08)
5. **Andy Jatis, 2018..... 16-7 1/2 (5.07)**
6. Phil Wertman, 1971..... 16-7 (5.05)
Kelly Scott, 1988..... 16-7 (5.05)
8. John Teffer, 1972..... 16-2 (4.93)
9. Alex Zona, 2009..... 16-0 3/4 (4.90)
10. Steve Brewer, 1983..... 16-0 (4.88)
Doug Pennino, 1985..... 16-0 (4.88)

Long Jump

1. Anthuan Maybank, 1993..... 27-1 (8.25)
2. Bashir Yamini, 1997..... 26-8 1/4 (8.13)
3. Paul Jones, 1989..... 25-10 1/4 (7.88)
4. Darren Smith, 1991..... 25-9 3/4 (7.86)
5. Quinn Early, 1986..... 25-7 1/4 (7.80)
6. O'Shea Wilson, 2017..... 25-5 1/4 (7.75)
7. Ed Gordon, 1931..... 25-4 3/8 (7.68)
8. Matty Gorman, 2006..... 25-1 1/4 (7.65)
9. Ronnie McCoy, 1985..... 25-0 (7.62)
10. Antwon James, 2017..... 24-11 (7.59)

Triple Jump

1. Troy Doris, 2012..... 54-8 (16.66)
2. Babatunde Amosu, 2015..... 53-10 (16.15)
3. Paul Jones, 1990..... 53-9 (16.38)
4. Antwon James, 2017..... 52-4 1/2 (15.96)
5. Klyvens Delaunay, 2013... 52-2 1/2 (15.91)
6. Gordon Finch, 1988..... 50-9 1/4 (15.47)
7. Mike Lacy, 1984..... 50-5 (15.36)
8. Pat Miller, 1985..... 49-8 1/2 (15.25)
9. **James Carter, 2019..... 49-5 (15.06)**
10. Matty Gorman, 2008..... 49-2 1/2 (15.00)

Shot Put

1. Jeremy Allen, 2001..... 63-2 3/4 (19.27)
2. **Reno Tuufuli, 2018..... 62-10 3/4 (19.17)**
3. Ken Kemeny, 2005..... 62-3 (18.97)
4. Shane Maier, 2006..... 62-2 1/4 (18.95)
5. Andy Banse, 2005..... 61-11 1/2 (18.88)
6. John Hickey, 2008..... 61-9 1/2 (18.83)
7. Avery Meyers, 2017..... 60-4 (18.39)
8. Chris Gambol, 1987..... 60-0 1/2 (18.30)
9. A.J. Curtis, 2008..... 59-8 1/4 (18.19)
10. Gabe Hull, 2014..... 59-4 1/4 (18.09)

Discus

1. Gabe Hull, 2014..... 207-1 (63.11)
2. **Reno Tuufuli, 2017.....203-7 (62.06)**
3. A.J. Curtis, 2007..... 202-11 (61.84)
4. Gary Kostrubala, 1986..... 202-4 (61.68)
5. Jeremy Allen, 2001..... 195-4 (59.54)
6. Tim Brodersen, 2005..... 193-6 (58.98)
7. Avery Meyers, 2017..... 185-8 (56.61m)
8. Brad Daufeldt, 2004..... 185-0 (56.40)
9. Nick Brayton, 2009..... 180-11 (55.15)
10. Andy Banse, 2005..... 180-0 (54.86)

Hammer

1. A. van der Westhuizen, 2001 222-11 (67.94)
2. Adam Hamilton, 2007..... 222-2 (67.73)
3. Jim Costello, 2002..... 217-7 (66.32)
4. Brad Daufeldt, 2004..... 207-10 (63.34)
5. Chris Voller, 2005..... 206-0 (62.80)
6. Matt Banse, 2012..... 201-11 (61.55)
7. Jeremy Allen, 2001..... 199-0 (60.66)
8. Ben Stancombe, 2011..... 197-6 (60.20)
9. Ryan Jordan, 2007..... 184-6 (56.23)
Mark Shapveld, 2009..... 184-6 (56.23)

Javelin

1. Matt Byers, 2011..... 245-8 (74.89)
2. Bill Neumann, 2002..... 244-8 (74.58)
3. Dan Ralph, 2000..... 227-10 (69.44)
4. Sam Joens, 2015..... 211-5 3/4 (64.45)
5. Zach Schimp, 2010..... 211-0 (64.32)
6. Alex Balke, 2016..... 205-11 (62.77)
7. Kale Katt, 2007..... 204-0 (62.17)
8. Joel Storm, 2004..... 203-5 (62.01)
9. Matt Stank, 2001..... 199-0 (60.66)
10. Jack Eckert, 2015..... 188-9 (57.53)

MEN'S ALL-TIME RELAYS

400-Meter Relay

1. Brissett, Wilson, Thompson, Mallett, 2017 39.12
2. Mincy, Wilson, Harrington, Brown, 2014..... 39.19
3. Mincy, Austin, E. Holmes, Larney, 2013 39.31
4. Saucer, Jr., Brissett, Harrington, Mallett, 2016 39.44
5. Brissett, Wilson, **Woodard**, Mallett, 2017 39.46
6. Beecham, Duckett, Greer, R. Smith, 1984 39.48
7. Mallett, Wilson, Ogwo, **Harris**, 2017 39.49
8. **Woodard**, Wilson, **Hofacker**, **Harris**, 2018 39.51
9. Brissett, **Harris**, Harrington, Mallett, 2016 39.53
10. Brissett, Wilson, Ogwo, **Harris**, 2017..... 39.59

Shuttle Hurdle Relay

1. McGhee, Armstrong, Falls, Stelle, 1989 57.80
2. Wigginton, Jones, Lacey, McCoy, 1985..... 59.77
3. **Williams, Haack, Braverman, McConico, 2019**..... **1:01.14**
4. 1975 1:05.20

800-Meter Relay

1. James, Mallett, **Harris**, B. Thompson, 2017 1:23.02
2. B. Thompson, Brissett, Harrington, Ganschow, 2016..... 1:23.36
3. B. Thompson, Ganschow, **Frye, Hofacker**, 2017 1:23.73
4. Richardson, Sayon, Richards, Chaney, Jr., 2009 1:24.85
5. Harrington, VanCleave, Wilson, Mallett, 2014 1:24.86
6. Austin, Brown, Larney, VanCleave, 2013 1:25.60
7. Wilson, **Sorrells, Douglas, Williams**, 2018 1:25.87
8. Barclay, McCalister, Jensen, Elliott, 1979..... 1:26.39
9. **Sorrells, Braverman, Douglas, Haack, 2019**..... **1:28.29**
10. Thomas, Balkrishnan, Patterson, Freidrich 1991 1:28.38

1,600-Meter Relay

1. **Frye, Harris, Hofacker**, Ogwo, 2017 3:01.91
2. **Frye**, Ogwo, **Hofacker, Harris**, 2017 3:02.57
3. **Lawrence Jr., Woodard, Hofacker, Harris, 2019**..... **3:03.10**
4. Morris, Davis, Page, Rozell, 1995..... 3:03.11
5. Branch, Dwight, Dodge, Yamini, 1999 3:03.29
6. **Frye, Woodard, Hofacker, Harris**, 2018 3:03.69
7. Ogwo, **Harris, Hofacker, Lilly**, 2017 3:03.78
8. Ferree, Frazier, Mondane, Reimer, 1967 3:04.10
9. **Hofacker, Woodard, Frye, Harris**, 2018 3:04.38
10. Rozell, Morris, Davis, Yamini, 1996..... 3:04.71

Sprint Medley Relay

1. McCorkle, Jones, Chung, Strozier, 1990 3:15.64
2. Sayon, Austin, Willey, Sowinski, 2011 3:16.18
3. Richards, Larney, Davey, Sowinski, 2012 3:17.25
4. Richardson, Richards, Willey, Sowinski, 2010..... 3:17.74
5. **Hofacker, Woodard, Harris, VanDraska**, 2018 3:18.11
6. Saucer, Jr., Brissett, **Harris, Lilly**, 2016 3:18.53
7. **Hofacker, Woodard, Harris, Lilly**, 2017 3:18.73
8. Armstrong, Thomas, Maybank, Strozier, 1991 3:18.93
9. Yamini, Davis, Dodge, Donovan, 1999 3:19.87
10. Richards, Chaney, Jr., Barton, Hairston, 2009 3:20.05

3,200-Meter Relay

1. Schum, Christensen, Steffen, Criswell, 1971 7:18.60
2. Hairston, Prom, Thode, Sowinski, 2011..... 7:23.77
3. **Manternach, VanDraska, W. Teubel, Lilly**, 2017 7:24.77
4. **Melchert, Manternach, N. Teubel, Lilly**, 2018 7:28.37
5. Corrigan, Blackman, Strozier, Chambers, 1989 7:29.00
6. **Melchert, Dorman, Lilly, Larrison**, 2016 7:30.32
7. **N. Teubel, Manternach**, Chaidez, W. Teubel, 2017 7:30.74
8. **Lilly**, Dorman, W. Teubel, Davey, 2015 7:31.48
9. Willey, Braff, Sowinski, Hairston, 2009 7:33.08
10. Tweedy, Gajewski, Linden, O'Hollearn, 2005 7:33.12

Distance Medley Relay

1. Pershing, Moeller, Slack, Docherty, 1978 9:39.94
2. Kuczwarra, Barton, Hairston, Thode, 2011 9:41.37
3. N. Holmes, VanCleave, Sowinski, Thode, 2012..... 9:41.59
4. Young, Barton, Kuczwarra, Luciano, 2010..... 9:42.97
5. **Mylenek, Thompson, Manternach, Melchert**, 2018 9:50.70
6. Prom, Davey, Weir, Witt, 2013..... 9:53.83
7. Theisen, Williams, Wiesa, Waters, 1985 9:54.04
8. Wilfong, Slaymaker, W. Teubel, Witt, 2013..... 9:54.05
9. Luciano, Pierre, Hairston, VanDenend, 2007 9:54.07
10. VanDenend, Riley, O'Hollearn, Rakaric, 2006..... 9:54.97

6,400-Meter Relay

1. Pershing, Fuller, Moeller, Docherty, 1978..... 16:27.70
2. Rakaric, Webster, MacTaggart, VanDenend, 2006..... 16:55.43
3. Lewis, Witt, Hart, Fourman, 2015..... 16:58.44
4. Price, **Eklin**, Gardarsson, Docherty, 2016 17:00.30
5. Paul, Kadlec, Thode, Luciano, 2010 17:01.46
6. Witt, Lewis, Hart, Butler, 2014..... 17:01.65
7. N. Holmes, Witt, Thode, Lewis, 2012 17:02.26
8. Thomas, Allen, Rakaric, Lloyd, 2003 17:06.27
9. Pittman, Novotny, Feeldy, Marquardt, 1995 17:12.49
10. Bakker, Feeldy, Peters, Pittman, 1996 17:13.10

OUTDOOR ALL-TIME TOP TEN PERFORMERS



Kineke Alexander

Meghan Armstrong

Marta Bote
Gonzalez

Brittany Brown

Nan Doak

Aisha James

Tiffany Johnson

100 Meters

1. Brittany Brown, 2018..... 11.28
2. **Briana Guillory, 2016 11.35**
3. Lake Kwaza, 2015 11.40
4. Vivien McKenzie, 1985 11.45
5. Davera Taylor, 1984 11.51
6. Erica Broomfield, 1998..... 11.53
7. Jiselle Providence, 2001 11.57
8. Tanja Reid, 1994..... 11.60
Peaches Roach, 2005 11.60
10. Yolanda Hobbs, 1995 11.62

100-Meter Hurdles

1. Tiffany Johnson, 2007 13.20
2. **Jenny Kimbro, 2018 13.38**
3. Jahisha Thomas, 2017 13.46
4. Karessa Farley, 2009..... 13.53
5. C. Prendergast, 1999..... 13.60
Paula Ruen, 2000..... 13.60
7. Sarah Steffen, 2002 13.65
8. Ruqayya Raheem, 1998..... 13.90
9. Heaven Chandler, 2016 13.91
10. Brenda Calhoun, 1984..... 13.94

200 Meters

1. Brittany Brown, 2017 22.30
2. **Briana Guillory, 2016 22.89**
3. Elexis Guster, 2016 23.03
4. Lake Kwaza, 2016 23.17
5. Shellene Williams, 2004 23.50
6. Kineke Alexander, 2006 23.58
7. Davera Taylor, 1984 23.59
8. Vivien McKenzie, 1985 23.61
9. Yolanda Hobbs, 1995 23.65
10. Alexis Hernandez, 2017 23.69

400 Meters

1. Kineke Alexander, 2006 51.35
2. Elexis Guster, 2016 51.85
3. **Briana Guillory, 2018 51.85**
4. Shellene Williams, 2004 51.94
5. Ashley Liverpool, 2012 52.47
6. Ellen Grant, 1996..... 52.65
7. Alexis Hernandez, 2017 53.27
8. Senta Hawkins, 1988 54.01
Bethany Praska, 2011..... 54.01
10. Marlene Poole, 1994..... 54.03

400-Meter Hurdles

1. Mary Knoblauch, 1981 56.16
2. Wynsome Cole, 1998 56.67
3. MonTayla Holder, 2014..... 56.70
4. **Jenny Kimbro, 2019 58.27**
5. Chris Davenport, 1981 59.18
6. Sommer Sharpe, 2018..... 59.20
7. Sarah Plock, 2018 59.49
8. Hannah Simonson, 2012 59.54
9. Sarah Steffen, 2002 59.59
10. Tiffany Hendricks, 2011..... 59.63

800 Meters

1. Bethany Praska, 2011..... 2:03.78
2. Kay Stormo, 1982 2:05.67
3. Michelle Lahann, 2004 2:06.79
4. **Mallory King, 2019.....2:07.08**
5. Katharina Trost, 2015 2:07.09
6. Mahnee Watts, 2016..... 2:07.41
7. Aisha Hume, 2005 2:08.50
8. Adrienne Alexia, 2013 2:08.61
9. Jeanne Kruckeberg, 1987 2:08.75
10. Kaitlyn Nelson, 2013 2:08.83

1,500 Meters

1. Meghan Armstrong, 2006 4:17.41
2. Betsy Flood, 2010..... 4:17.75
3. Jeanne Kruckeberg 1989 4:19.71
4. McKenzie Melander, 2012 4:20.22
5. Lauren Hardesty, 2009 4:20.40
6. Diane Nukuri, 2007 4:20.95
7. Penny O'Brien, 1985 4:21.43
8. Kay Stormo, 1982 4:22.24
9. Michelle Lahann, 2004 4:24.00
10. Shannon Stanley, 2006..... 4:25.08

3,000 Meters

1. Diane Nukuri, 2008 9:18.82
2. Penny O'Brien, 1985 9:20.61
3. McKenzie Melander, 2012 9:21.59
4. Betsy Flood, 2010..... 9:22.63
5. Nan Doak, 1985..... 9:23.04
6. Tracy Dahl, 1992..... 9:23.53
7. Meghan Armstrong, 2006 9:28.03
8. Brooke Eilers, 2011 9:30.08
9. Jeanne Kruckeberg, 1989 9:30.69
10. Jennifer Brower, 1992 9:34.59

3,000-Meter Steeplechase

1. Marta Bote Gonzalez, 2015..... 10:23.15
2. Danielle Berndt, 2011 10:26.54
3. Jessica Schmidt, 2008..... 10:27.18
4. Sarah Arens, 2004 10:34.50
5. Hannah Roeder, 2011 10:35.22
6. Madison Waymire, 2017 10:41.91
7. Kelsey Hart, 2011 10:47.56
8. Kelly Breen, 2017..... 10:59.99
9. Katie Ellis, 2010 11:02.62
10. Michelle Lahann, 2003 11:16.21

5,000 Meters


1. Nan Doak, 1985..... 15:45.84
2. McKenzie Melander, 2012 15:57.13
3. Diane Nukuri, 2008 15:59.39
4. Betsy Flood, 2011..... 16:04.46
5. Meghan Armstrong, 2008 16:08.83
6. Brooke Eilers, 2011 16:11.86
7. Mareike Schrulle, 2013 16:12.66
8. Jenny Spangler, 1983 16:17.21
9. Tracy Dahl, 1992..... 16:18.77
10. Racheal Marchand, 2008..... 16:27.02



Diane Nukuri

Tammilee Kerr

OUTDOOR ALL-TIME TOP TEN PERFORMERS



Bethany Praska



Alana Redfern



Peaches Roach



Annemie Smith



Jessie Strand



Lauauga Tausaga



Jahisha Thomas

10,000 Meters

1. Diane Nukuri, 2008 33:17.01
2. Jennifer Brower, 1991..... 33:23.38
3. Meghan Armstrong, 2008..... 33:28.00
4. Nan Doak, 1985 33:33.03
5. Jenny Spangler, 1983 33:39.24
6. **Andrea Shine, 201833:50.25**
7. Racheal Marchand, 2008 34:05.87
8. McKenzie Melander, 2012 34:29.83
9. Tracy Dahl, 1992 34:30.09
10. Betsy Flood, 2011 35:05.10

Heptathlon

1. Tammilee Kerr, 2008 5,633 pts
2. **Jenny Kimbro, 20185,523 pts**
3. **Tria Simmons, 20175,398 pts**
4. Kathy Gillespie, 1983 5,262 pts
5. Tiff Pedersen, 2004 4,976 pts
6. Janet Adams, 1981..... 4,855 pts
7. Sarah Ryan, 2012 4,819 pts
8. Ruqayya Raheem, 1997 4,665 pts
9. Angela Chadwick, 1993..... 4,493 pts
10. **Allison Wahrman, 20174,315 pts**

High Jump

1. Peaches Roach, 2006 6-1 1/4 (1.86)
2. Mary Mol, 1983 6-0 (1.83)
3. Khanishah Williams, 2013. 5-11 1/4 (1.81)
4. Caleigh Bacchus, 2010 5-10 (1.78)
5. Lynn McMillan, 1988 5-9 1/4 (1.76)
6. **Aubrianna Lantrip, 2018.... 5-9 1/4 (1.76)**
7. **Gillian Urycki, 2018 5-9 1/4 (1.76)**
8. **Tria Simmons, 2019 5-9 1/4 (1.76)**
9. Madison Rouw, 2016 5-8 3/4 (1.75)
10. Kacey Childs, 2001 5-8 1/2 (1.74)

Pole Vault

1. Jessie Strand, 2003 12-10 1/4 (3.92)
2. Sarah Burgett, 2006 12-1 3/4 (3.70)
3. Kirsten Weismantle, 2011..... 12-0 (3.66)
4. Amy Smith, 2018..... 11-11 3/4 (3.65)
5. Katie Truedson, 2010 11-5 1/4 (3.49)
6. Gina Shannon, 2001..... 11-2 1/4 (3.41)
7. Brittany Holst, 2013 11-1 (3.38)
8. Elyssa Tracy, 2015..... 10-6 (3.20)
9. Kacey Childs, 2000 8-0 1/2 (2.45)

Long Jump

1. Aisha James, 2003..... 22-3 (6.78)
2. Jahisha Thomas, 2018..... 21-6 (6.55)
3. Zinnia Miller, 2014 20-6 1/2 (6.26)
4. Renee White, 2008 20-3 3/4 (6.19)
5. Carisa Leacock, 2014..... 19-11 3/4 (6.09)
6. **Amanda Carty, 2019 19-8 (5.99)**
7. Becki Borg, 1988 19-7 1/4 (5.97)
8. **Jenny Kimbro, 2018 19-7 (5.97)**
9. Kassidy Ellis, 2015 19-6 1/4 (5.95)
10. Lisa Moats, 1986 19-6 (5.95)

Triple Jump

1. Jahisha Thomas, 2018..... 44-2 (13.46)
2. Renee White, 2008 43-10 3/4 (13.36)
3. Zinnia Miller, 2014 42-0 1/2(12.81)
4. Tiffany Johnson, 2007 41-8 3/4 (12.72)
5. **Tria Simmons, 2018 40-11 3/4 (13.49)**
6. Carisa Leacock, 2012..... 40-10 1/2 (12.46)
7. Becki Borg, 1988 40-7 1/2 (12.38)
8. **Hannah Schlib, 2017 40-6 (12.34)**
9. **Amanda Carty, 2019 40-2 1/4 (12.25)**
10. Lynn McMillan, 1988 39-6 1/2 (12.05)
11. **Allison Wahrman, 2018. 39-6 1/2 (12.05)**

Shot Put

1. **Lauauga Tausaga, 2018 .56-10 3/4 (17.34)**
2. **Nia Britt, 2018 54-2 1/2 (16.52)**
3. Lisa Van Steenwyk, 1992 50-8 (15.44)
4. Gail Smith, 1984..... 50-3 1/4 (15.32)
5. Denise Taylor, 1992 50-1 3/4 (15.28)
6. **Erika Hammond, 2019 ... 49-9 1/4 (15.17)**
7. Kamesha Marshall, 2005. 48-6 3/4 (14.80)
8. Laura Kriener, 1990..... 48-2 1/2 (14.69)
9. Jennifer Gilson, 2002 47-10 (14.58)
10. Rachel Curry, 2013..... 47-9 1/4 (14.56)

Discus

1. **Lauauga Tausaga, 2019202-7 (61.74)**
2. Majesty Tutson, 2013 181-1 (55.19)
3. **K. Spanoudakis, 2019176-3 (53.72)**
4. Dakotah Goodell, 2014 169-4 (51.62)
5. Kara Misel, 2018 162-1 (49.40)
6. Tiffany Medenwaldt, 2010.. 161-3 (49.16)
7. Denise Taylor, 1992 160-5 (48.90)
8. Amanda Stahle, 2014..... 159-3 (48.54)
9. Lisa Van Steenwyk, 1991 159-1 (48.50)
10. Gail Smith, 1983..... 158-2 (48.22)

Javelin

1. Alana Redfern, 2003 181-5 (55.30)
2. Tammilee Kerr, 2008 163-5 (49.81)
3. Mandy Beck, 1999 153-4 (46.74)
4. Dakotah Goodell, 2015 . 153-3 1/4 (46.71)
5. Terri Soldan, 1983..... 152-6 1/4 (46.48)
6. Shani Renning, 1990 152-3 (46.40)
7. Kayla Hochhalter, 2015 152-6 (46.48)
8. **Marissa Mueller, 2018151-0 (46.02)**
9. Clara Simon, 1981 149-9 (45.64)
10. Janet Adams, 1984..... 148-7 (45.28)

Hammer Throw

1. Annemie Smith, 2015 ... 200-1 1/2 (60.99)
2. **Lauauga Tausaga, 2019....197-11 (60.32)**
3. Jasmine Simpson, 2013..... 197-7 (60.23)
4. Becca Franklin, 2007 195-0 (59.45)
5. Ashlyn Gulvas, 2014..... 192-9 (58.75)
6. Leah Colbert, 2018..... 189-3 (57.69)
7. **Nia Britt, 2019189-2 (57.65)**
8. **Amanda Howe, 2019188-11 (57.33)**
9. **Allison Wahrman, 2019185-6 (56.55)**
10. Kelsey Taylor, 2011 177-0 (53.95)

WOMEN'S ALL-TIME RELAYS

400-Meter Relay

| | | |
|----|---|-------|
| 1. | Kwaza, Guster, Guillory , Hernandez, 2016 | 44.04 |
| 2. | Chapman, Guillory , Hernandez, Brown, 2017 | 44.34 |
| 3. | Kwaza, Guster, Chapman, Guillory , 2016 | 44.41 |
| 4. | Thomas, Avant, Guillory , Brown, 2018 | 44.44 |
| 5. | Kwaza, Guster, Hernandez, Brown, 2014 | 44.51 |
| 6. | Thomas, Avant, Champe, Brown, 2018 | 44.52 |
| 7. | Thomas, Guillory , Hernandez, Brown, 2017 | 44.53 |
| 8. | Kwaza, Guster, Holder, Brown, 2014 | 44.62 |
| 9. | Poole, Reid, Floyd, Hobbs, 1994 | 44.63 |
| | Chapman, Guillory , Hernandez, Brown, 2017 | 44.63 |

Shuttle Hurdle Relay

| | | |
|----|---------------------------------------|-------|
| 1. | Prendergast, Cole, Raheem, Ruen, 1998 | 56.44 |
| 2. | Cole, Prendergast, Raheen, Ruen, 1998 | 56.54 |
| 3. | Raheen, Prendergast, Cole, Ruen, 1998 | 57.53 |

800-Meter Relay

| | | |
|-----|---|----------------|
| 1. | Brown , Champe, Avant, Plock, 2018 | 1:35.11 |
| 2. | Chapman, Guillory , Hernandez, Brown, 2017 | 1:35.36 |
| 3. | Hobbs, Reid, Floyd, Poole, 1994 | 1:35.69 |
| 4. | Roach, McCalla, Alexander, Johnson, 2006 | 1:36.19 |
| 5. | Chapman, Roberts-Lewis, Champe, Brown, 2016 | 1:36.98 |
| 6. | Williams, Charles, Fouchè, Providence, 2003 | 1:37.49 |
| 7. | Herrmann, McCalla, Raymond, Roach, 2004 | 1:37.66 |
| 8. | Charles, Dixon, Knight, Prendergast, 2002 | 1:38.15 |
| 9. | Christian, Buss, Swanson, Morken, 2019 | 1:38.52 |
| 10. | Prendergast, Dixon, Knight, Providence, 2001 | 1:38.73 |

1,600-Meter Relay

| | | |
|-----|---|---------|
| 1. | Hernandez, Guillory , Holder, Guster, 2016 | 3:30.97 |
| 2. | Guillory , Brown, Hernandez, Champe, 2017 | 3:32.37 |
| 3. | Guster, Guillory , Holder, Hernandez, 2016 | 3:32.63 |
| 4. | Holder, Guillory , Hernandez, Guster, 2016 | 3:33.25 |
| 5. | Guster, Hernandez, Holder, Kwaza, 2014 | 3:34.83 |
| 6. | Praska, Hendricks, Liverpool, Erickson, 2011 | 3:35.93 |
| 7. | Guillory , Brown, Hernandez, Champe, 2017 | 3:35.94 |
| | Champe, Guillory , Plock, Sharpe, 2018 | 3:35.94 |
| 9. | Guster, Watts, Hernandez, Kwaza, 2014 | 3:36.09 |
| 10. | Hume, Charles, Steffen, Williams, 2003 | 3:36.26 |

Sprint Medley Relay

| | | |
|-----|---|----------------|
| 1. | Jones, Hendricks, Liverpool, Praska, 2011 | 3:48.63 |
| 2. | Brown, Kwaza, Guster, Watts, 2014 | 3:51.18 |
| 3. | Kwaza, Guster, Holder, Watts, 2016 | 3:52.62 |
| 4. | Swanson, Morken, King, Arco, 2019 | 3:52.85 |
| 5. | Kwaza, Brown, Guster, Trost, 2015 | 3:53.29 |
| 6. | Kwaza, R. Moore, Holder, Alexia, 2013 | 3:54.51 |
| 7. | Trusty, R. Moore, Hendricks, Praska, 2010 | 3:56.53 |
| 8. | Reid, Philip, Hobbs, Benning, 1995 | 3:56.54 |
| 9. | Roach, Alexander, McCalla, Stanley, 2005 | 3:56.99 |
| 10. | Kwaza, R. Moore, Alexia, Nelson, 2013 | 3:58.72 |

3,200-Meter Relay

| | | |
|-----|---|---------|
| 1. | Suppelsa, Wodek, Kruckeberg, Schneckloth, 1987 | 8:46.45 |
| 2. | Lahann, Stanley, Hume, Barber, 2004 | 8:48.87 |
| 3. | Schneckloth, Roberts, Hawkins, Kruckeberg, 1989 | 8:49.38 |
| 4. | Trost, Maser, Alexia, Nelson, 2014 | 8:49.95 |
| 5. | Nelson, Watts, Wilberding, Sindt, 2016 | 8:51.90 |
| 6. | Flood, Dlhy, L. Hardesty, Docherty, 2009 | 8:53.91 |
| 7. | Armstrong, Stanley, Laney, Hume, 2005 | 8:54.27 |
| 8. | O'Brien, Camarigg, Williams, Stormo, 1981 | 8:54.36 |
| 9. | Flood, Melander, Praska, Hardesty, 2010 | 8:54.45 |
| 10. | Drapcho, Schlader, Williams, Stormo, 1980 | 8:56.14 |

Distance Medley Relay

| | | |
|-----|--|----------|
| 1. | Hoskins, Powell, Schneckloth, Kruckeberg, 1989 | 11:22.18 |
| 2. | Armstrong, Alexander, Poncé, Stanley, 2007 | 11:25.05 |
| 3. | Stanley, McCalla, Hume, Armstrong, 2005 | 11:34.04 |
| 4. | Barber, Williams, Hume, Arens, 2004 | 11:34.56 |
| 5. | Thompson, Williams, Hume, Arens, 2003 | 11:39.02 |
| 6. | 2000 | 11:39.83 |
| 7. | Schrulle, Erickson, Placzek, Eilers, 2012 | 11:40.57 |
| 8. | Davenport, xx, xx, xx, 1981 | 11:41.44 |
| 9. | Pare, Grant, Benning, Gilchrist, 1997 | 11:41.92 |
| 10. | Dlhy, Erickson, Docherty, Anderson, 2010 | 11:43.06 |

6,400-Meter Relay

| | | |
|-----|--|----------|
| 1. | Flood, Melander, A. Hardesty, L. Hardesty, 2010 | 19:05.63 |
| 2. | Nukuri, Marchand, Henize, Armstrong, 2008 | 19:15.42 |
| 3. | Flood, Laesch, Ranegar, Melander, 2012 | 19:16.73 |
| 4. | Flood, Eilers, Melander, L. Hardesty, 2011 | 19:17.52 |
| 5. | Flood, Melander, A. Hardesty, Eilers, 2009 | 19:36.43 |
| 6. | Scott, Gordon, Schrulle, Gambrall, 2013 | 19:41.15 |
| 7. | Jones, Bote Gonzalez, Wilberding, Reischmann, 2015 | 19:59.72 |
| 8. | Maser, Price, Wilberding, Montuclard, 2014 | 20:23.27 |
| 9. | Chapple, Laney, Donlon, Sokol, 2005 | 20:39.12 |
| 10. | Arens, Barber, Butler, Roberts, 2001 | 20:40.89 |