



IOWA HAWKEYES

BASEBALL

ESTABLISHED 1890 | 8 BIG TEN CHAMPIONSHIPS | 5 NCAA REGIONAL APPEARANCES | 1 COLLEGE WORLD SERIES APPEARANCE | 19 ALL-AMERICANS

2018 SCHEDULE

Date	Opponent	Time
Feb. 16	\$ vs. Toledo	W, 4-3
Feb. 17	\$ vs. Oakland	W, 8-6
Feb. 18	\$ vs. Old Dominion	W, 4-1
Feb. 23	! vs. Virginia Tech	W, 2-1 (10)
Feb. 24	! vs. Ball State	L, 6-14
Feb. 25	! at New Orleans	W, 8-2
Feb. 27	Cornell College	W, 15-1
March 2	at UAB	W, 4-1
March 3	at UAB	W, 11-3
March 4	at UAB	L, 0-4
March 6	Maryville (Mo.)	Cancelled
March 9	at #23 UNLV	L, 0-4
March 10	at #23 UNLV	L, 2-11
March 11	at #23 UNLV	L, 3-13
March 14	% vs. Missouri State	L, 3-8
March 17	Evansville (BTN Plus)	W, 10-3
March 17	Evansville (BTN Plus)	W, 8-3
March 18	Evansville (BTN Plus)	W, 4-3
March 20	Saint Louis (BTN Plus)	L, 6-7
March 22	Loras College	W, 6-4
March 23	* #11 Indiana (BTN Plus)	L, 2-4
March 23	* #11 Indiana (BTN Plus)	W, 5-1
March 25	* #11 Indiana (BTN Plus)	Cancelled
March 28	Bradley (BTN Plus)	W, 13-9
March 30	* at #22 Illinois (BTN Plus)	W, 8-5
March 31	* at #22 Illinois (BTN Plus)	L, 12-13
April 1	* at #22 Illinois (BTN)	W, 4-2
April 4	Grand View (BTN Plus)	W, 4-2
April 7	* Ohio State (BTN Plus)	L, 1-2
April 7	* Ohio State (BTN Plus)	W, 9-5
April 8	* Ohio State (BTN Plus)	W, 2-1
April 10	at Bradley	Cancelled
April 11	Coe	W, 16-1
April 13	* at Nebraska (BTN Plus)	W, 7-1
April 13	* at Nebraska (BTN Plus)	L, 4-10
April 15	* at Nebraska (ESPNU)	Cancelled
April 17	Northern Illinois	W, 2-0
April 20	* at #25 Minnesota (BTN Plus)	L, 3-4
April 21	* at #25 Minnesota (BTN Plus)	L, 0-3
April 22	* at #25 Minnesota (BTN)	W, 5-3
April 25	Milwaukee (BTN Plus)	W, 12-4
April 27	* #7 Michigan (BTN Plus)	W, 4-2
April 28	* #7 Michigan (BTN Plus)	L, 2-10
April 29	* #7 Michigan (BTN Plus)	W, 7-5
May 1	Missouri (BTN Plus)	L, 16-17 (11)
May 2	Western Illinois (BTN Plus)	Cancelled
May 4	#12 Oklahoma State (BTN Plus)	L, 6-7
May 5	#12 Oklahoma State (BTN Plus)	W, 16-14
May 6	#12 Oklahoma State (BTN Plus)	W, 11-3
May 11	* at Northwestern (BTN Plus)	L, 6-7 (10)
May 12	* at Northwestern (BTN Plus)	L, 0-4
May 13	* at Northwestern (BTN)	W, 10-7
May 15	at Western Illinois	W, 5-4
May 17	* Penn State (BTN Plus)	W, 3-1
May 18	* Penn State (BTN Plus)	W, 9-1
May 19	* Penn State (ESPNU)	W, 8-4
May 23	@ vs. Michigan (BTN)	L, 1-2 (10)
May 24	@ vs. Ohio State (BTN)	L, 0-2

All times Central and subject to change | \$ Diamond 9 Sunshine State Classic Series (Kissimmee, Fla.) | ! Allstate Sugar Bowl Baseball Classic (New Orleans, La.) | * Big Ten Conference contest | @ Big Ten Tournament (Omaha, Neb.) | Big Ten Network (BTN) | BTN Plus on BTN2Go (BTN Plus) | Hawkeye All-Access (HAA)



IOWA HAWKEYES (33-20)

HEAD COACH | RICK HELLER (5TH SEASON) | CAREER RECORD: 863-674-4

LEADING OFF

- Iowa finished the 2018 season with a 33-20 overall record. The Hawkeyes' 5-4 victory over Western Illinois on May 15 gave the program its 30th win of the season. Iowa has won 30 or more games in each of Rick Heller's five seasons -- the longest stretch since posting seven straight 30-win seasons from 1979-85
- The Hawkeyes finished 13-9 in Big Ten Conference play to finish sixth in the league standings. Iowa qualified for the Big Ten Tournament for a record fifth straight season.
- Senior Tyler Cropley earned second-team All-America honors from Collegiate Baseball. He is the 20th All-American in Iowa baseball history. Cropley was also a semifinalist for the Johnny Bench Award, which is presented to the nation's top Division I catcher.
- Iowa had three first-team All-Big Ten selections in Nick Allgeyer, Tyler Cropley, and Robert Neustrom and one third-team honoree in Chris Whelan. It was the first time since 1990 (five selections) that Iowa has had at least three first-teamers.
- The Hawkeyes posted three series wins against ranked foes in 2018 -- at No. 22 Illinois, No. 7 Michigan, and No. 12 Oklahoma State. The win over Michigan was Iowa's first over a top-10 opponent since 2008.
- Iowa finished 8-9 against ranked opponents with wins over No. 11 Indiana, No. 22 Illinois (2), No. 25 Minnesota, No. 7 Michigan (2), and No. 12 Oklahoma State (2).
- Iowa has won 143 games since the start of the 2015 season, the best four-year stretch in school history. The Hawkeyes have won 173 games in the Rick Heller era (2014-present), which is the third-best five-year stretch all-time. The Hawkeyes won 178 games from 1981-85 and 175 from 1977-1981 under Duane Banks.
- Iowa finished the home schedule with a 20-6 record at Duane Banks Field, running its record to 72-20 at home since the start of the 2015 season. The 20 victories are the second-most in a single season in school history (behind the 22 victories in 1977). The Hawkeyes have won 11 of their last 12 home series.
- Iowa's pitching staff shattered the single-season strikeouts record. The staff had a Big Ten-leading 499 strikeouts in 53 games, breaking the record of 470 in 2017, set in 61 contests.

CROP: THE ALL-AMERICA CATCHER

Senior Tyler Cropley became the 20th All-American in school history when he earned second-team All-America honors by Collegiate Baseball for the 2018 season. Cropley, a semifinalist for the Johnny Bench Award, led the team in batting average (.342), hits (68), doubles (20), and RBIs (50), while tying for the lead in runs (43) and being second in home runs (9).

The McCook, South Dakota, native also earned second-team ABCA all-region honors. He was Iowa's first catcher to earn first or second-team All-America distinction; Alex Dvorsky was a freshman All-American as a catcher in 1999.

4 HAWKEYES EARN ALL-BIG TEN HONORS

Four Hawkeyes garnered All-Big Ten honors, including three first-team selections. It is the first time since 1990 (five selections) that Iowa has had three or more first-team honorees.

- Nick Allgeyer was a first-team starting pitcher after ranking in the top four in the Big Ten in strikeouts, innings, and ERA. He is the second pitcher under Rick Heller to be a first-team selection.
- Tyler Cropley was a first-team catcher after ranking in the top-11 in the Big Ten in 10 categories. He is the first Hawkeye catcher since Jim Freese in 1963 to be a first-teamer.
- Robert Neustrom was a first-team outfielder after tying for fourth in home runs and ranking in top-12 in six categories. It is the fifth straight year Iowa has had an outfielder earn All-Big Ten recognition.
- Junior Chris Whelan garnered third-team honors as a designated hitter despite missing 14 games because of injury. Whelan hit .315 during the regular season and was third in hits (47) and fourth in runs (36).

5 SELECTED IN 2018 MLB DRAFT

Iowa tied a school record (1992, 2015) with five players selected in the 2018 Major League Baseball First-Year Player Draft. The Hawkeyes have had 20 players drafted (21 sign professional contracts) during the Rick Heller era -- the most in a five-year stretch in school history.

- Robert Neustrom was selected in the fifth round (145th pick) by the Baltimore Orioles. He is Iowa's highest drafted position player since 1992.
- Tyler Cropley was selected in the eighth round (251st pick) by the Washington Nationals. He is Iowa's first





HEAD COACH RICK HELLER
5TH SEASON | IOWA'S 3RD BASE COACH

OVERALL RECORD

- 863-674-4 (31st season)
- At Iowa: 173-109-0 (5th season)
- Signed a seven-year contract extension in 2017, keeping him in Iowa City through 2024
- Coaches third base on game days

COACHING EXPERIENCE

- University of Iowa | 2014-present
- Indiana State | 2010-13
- Northern Iowa | 2000-09
- Upper Iowa | 1988-1999

EDUCATION

Upper Iowa, 1986

IOWA COACHING HIGHLIGHTS

- Two NCAA Regional appearances in three seasons (2015, 2017)
- Led Iowa to first NCAA Tournament victory since 1972
- 2017 Big Ten Tournament champions -- first in school history
- Led USA Team to a silver medal at the 2017 World University Games -- USA's first medal in Universiade history
- Five straight 30-win seasons... 173 victories in five years
- Coached six All-Americans and 22 All-Big Ten selections in five seasons
- Coached 20 Major League Baseball Draft picks in five seasons

HELLER'S YEAR-BY-YEAR RECORD

Year	School	Record	Pct.	2007	No. Iowa	23-28	.450
1988	Upper IA	7-30	.189	2008	No. Iowa	30-24	.556
1989	Upper IA	10-23	.303	2009	No. Iowa	23-26	.469
1990	Upper IA	19-17	.527	2010	Ind. State	35-19	.648
1991	Upper IA	22-13	.629	2011	Ind. State	29-28	.509
1992	Upper IA	23-16	.590	2012	Ind. State	41-19	.683
1993	Upper IA	21-15-1	.581	2013	Ind. State	26-25	.510
1994	Upper IA	21-18-1	.538	2014	Iowa	30-23	.566
1995	Upper IA	31-13	.705	2015	Iowa	41-18	.695
1996	Upper IA	37-14	.725	2016	Iowa	30-26	.536
1997	Upper IA	30-14	.682	2017	Iowa	39-22	.639
1998	Upper IA	38-8	.826	2018	Iowa	33-20	.623
1999	Upper IA	30-15-1	.663	Totals	863-674-4		
2000	No. Iowa	23-33	.411				
2001	No. Iowa	35-28	.556				
2002	No. Iowa	30-25-1	.545				
2003	No. Iowa	27-28	.491				
2004	No. Iowa	25-31	.446				
2005	No. Iowa	26-28	.481				
2006	No. Iowa	28-27	.509				

ABOUT HEAD COACH RICK HELLER

Rick Heller has turned the University of Iowa baseball program into a perennial Big Ten Conference and NCAA contender in his first five seasons as the Hawkeyes' head coach.

Heller has injected new life into the Iowa program, leading the Hawkeyes to the best four-year stretch in program history, winning 173 games, advancing to two NCAA Regionals, and claiming the first Big Ten Tournament title in program history. It was Iowa's first conference title since winning the regular season crown in 1990.

Under Heller's watch, Iowa has advanced to the postseason in five consecutive years for the first time in program history, he has coached six All-Americans and at least one first-team All-Big Ten selection each season, and Iowa has had 20 Major League Baseball Draft picks in five seasons -- the most in a five-year stretch all-time.

Heller has also given the Hawkeyes an international flavor, taking the team to the Dominican Republic in 2016 and Taipei, Taiwan, as the United States representative at the 2017 World University Games. Heller led USA to a silver medal, as the team became the first American squad to medal in Universiade history.

The Eldon, Iowa, native became the 20th head coach in program history in 2013 -- his fourth stop as a collegiate head coach. He has enjoyed stints at Iowa (2014-present), Indiana State (2009-13), Northern Iowa (1999-2009), and Upper Iowa (1987-99), leading all four schools to NCAA postseason play. He is one of nine coaches all-time and one of five active coaches to lead three different Division I programs to NCAA Regional play.

Heller guided Iowa to an at-large berth into NCAA Regional play in 2015 -- a first for the program since 1990 -- and the team posted the school's first NCAA Tournament win since 1972. It wasn't a fluke; in the two seasons since, Iowa was runner-up at the 2016




MARTY SUTHERLAND

- Associate Head Coach
- Recruiting Coordinator
- 5th Season
- Alma Mater: Northern Iowa, 2002



DESI DRUSCHEL

- Assistant Coach
- Pitching Coach
- 4th Season (1st as Pitching Coach)
- Alma Mater: Mount Mercy, 1998



SEAN MOORE

- Volunteer Assistant Coach
- Hitting Coach
- 2nd Season
- Alma Mater: University of Iowa, 2015
- Coaches first base on game days



NIC UNGS

- Director, Baseball Operations
- 1st Season
- Alma Mater: Northern Iowa, 2001

Big Ten Tournament before claiming the program's first tournament title in 2017 to lock up the school's second NCAA Regional appearance in three seasons.

Iowa made just three NCAA Tournament appearances in its history prior to Heller's arrival.

Heller led Indiana State to its first outright Missouri Valley Conference title in 2012, and Northern Iowa to the MVC title and into the NCAA Tournament in 2001, the first and only regional appearance for the Panthers as a Division I program.

On the recruiting trail, Heller has turned the Hawkeyes into a major player on the national recruiting scene by keeping the best in-state players at home. Iowa had the top-rated class in the Big Ten -- and 18th-best nationally -- in 2015, and the 2016 class was ranked third in the league.

In 31 seasons as a head coach, Heller owns a career record of 863-674-4. He is one of two Iowa head coaches to lead the program to the NCAA Tournament.



catcher selected in the top eight rounds since Jim Sundberg went in the first round in 1973.

- Nick Allgeyer was selected in the 12th round (365th pick) by the Toronto Blue Jays.
- Zach Daniels was selected in the 19th round (562nd pick) by the Atlanta Braves.
- Brady Schanuel was selected in the 27th round (815th pick) by the Milwaukee Brewers.

2018 TEAM RECORDS

1st - Strikeouts in season - 499
2nd - Home runs in game - 7 vs. Missouri

INDIVIDUAL GAME RECORDS

t1st - Lorenzo Elion - Hits - 5 vs. Coe College
t1st - Tyler Cropley - Doubles - 3 vs. Coe College
t1st - Kyle Cowl - Walks - 4 vs. Penn State
t1st - Lorenzo Elion - Sac Flies - 2 vs. Cornell College

INDIVIDUAL SEASON TOP-15s

2nd - Nick Allgeyer - Strikeouts - 95
t2nd - Tyler Cropley - Doubles - 20
6th - Nick Allgeyer - Innings - 97.0

INDIVIDUAL CAREER TOP-15s

5th - Zach Daniels - Appearances - 65
8th - Zach Daniels - Saves - 11
12th - Nick Nelsen - Appearances - 54
13th - Robert Neustrom - Singles - 130
t13th - Shane Ritter - Appearances - 52

QUICK HITTERS

- Iowa went 8-6 against left-handed starters this season and 25-14 against right-handers.
- The Hawkeyes went 30-10 when scoring three or more runs this season.
- Iowa was 15-10 in games decided by two runs or less this season, including a 5-8 record in one-run contests.

ON TO THE B1G TOURNAMENT

The Hawkeyes made their fifth straight Big Ten Tournament appearance -- a program record -- and the 13th in school history.

- Iowa went 0-2 at the Big Ten Tournament, falling 2-1 to third-seeded Michigan in 10 innings and 2-0 to seventh-seeded Ohio State in an elimination contest.

30 X 5

Iowa has won 30 or more games in each of head coach Rick Heller's five seasons. It is the program's longest such stretch since posting seven straight 30-win seasons from 1979-85.

2014: 30-23
2015: 41-18 (2nd-most wins all-time)
2016: 30-26
2017: 39-22 (5th-most wins all-time)
2018: 33-20

CROPLEY NAMED BENCH SEMIFINALIST

Senior Tyler Cropley was one of 16 players named a semifinalist for the Johnny Bench Award, an honor given to the nation's top Division I catcher. The McCook Lake, South Dakota, native ranked in the top-14 in the Big Ten in nine offensive categories, including leading the league with 20 doubles.

KKKKKKKKKKKKKK

The Hawkeyes led the Big Ten with a school record 499 strikeouts in 2018. Iowa's 204 strikeouts in Big Ten action also led the league.

- The 499 strikeouts shattered the single-season school record. Iowa had 470 strikeouts in 61 games last season.
- Iowa's 9.5 strikeouts per nine innings ranked 18th nationally.

A-HOEG

Senior Matt Hoeg broke out of a 4-for-32 month-long slump with a double against Milwaukee on April 25 in Iowa City. In the final 16 games:

- Hoeg hit a team-best .313 (20-of-64) with 10 extra base hits, including seven doubles, one triple, and two home runs. He had 17 RBIs in the 16 games.
- The Waukee, Iowa, native had eight multi-hit games during the stretch. He went 2-for-6 with a career-high six RBIs in Iowa's 16-14 slugfest victory over Oklahoma State on May 5 before going 3-for-5 with two runs and two RBIs in the series-clinching victory. Hoeg had three straight two-hit games at Northwestern (May 11-13).

DREYER: 1-2-3

Freshman Jack Dreyer gave the Iowa pitching staff a late season spark. The southpaw went 3-0 with a 1.69 ERA in three weekend starts, pitching the Hawkeyes to victories over No. 12 Oklahoma State, Northwestern, and Penn State.

- In his first career weekend start (and second career start overall), Dreyer scattered two hits and allowed one run in five innings against No. 12 Oklahoma State to pick up his third victory of the season. He tied a career-high with six strikeouts.
- Dreyer went five innings, allowing three unearned runs on four hits and fanned six in a road victory at Northwestern on May 13 and went a career-long six innings, allowing two runs on two hits against Penn State on May 19. He struck out six.

7 BOMBS

Iowa hit a season and Big Ten-high seven home runs in its 17-16 loss to Missouri on May 1. The seven home runs are the second-most in a game in school history, behind the eight home runs in 1986 against Murray State.

- The seven jacks tied for the eighth-most in a single game in the nation this season. Tennessee Tech hit 11 home runs in February against Illinois State.
- It was the first time Iowa has even hit five home runs in a game since the 2009 season.
- Six different Hawkeyes hit a home run in the game... the most notable? Mitchell Boe, who hit his first career shot to tie the game in the bottom of the ninth.

B1G SUCCESS

Iowa has won 21 of 30 (70 percent) of its Big Ten Conference series dating back to the 2015 season. The Hawkeyes have won seven of their last nine Big Ten series.

TEAM COMPARISON

Below is a look at how Iowa stacks up against this week's opponent in overall statistics.

	IOWA
Overall Record	33-20
Home/Away/Neutral	20-6/9-10/4-4
Conference Record	13-9
vs. Top 25	8-9
Last 10 games	6-4

Batting Avg.	.265
Runs	317
Hits	472
2B-3B-HR	95-8-41
RBIs	280

ERA	4.07
Innings	471.1
Hits	450
Runs-Earned	252-213
BB-K	223-499

Fielding Pct.	.971
Errors	56
Double Plays	46

2018 FINAL B1G STANDINGS

Team	B1G	Pct.	Overall	Pct.
Minnesota	18-4	.818	44-13	.772
Purdue	17-6	.739	38-21	.644
Michigan	15-8	.652	33-21	.611
Illinois	15-9	.625	33-20	.623
Indiana	14-9	.609	40-19	.678
IOWA	13-9	.591	33-20	.623
Ohio State	14-10	.583	36-24	.600
Michigan State	11-12	.478	20-32	.385
Maryland	9-14	.391	24-30	.400
Nebraska	8-14	.364	24-28	.462
Rutgers	7-16	.304	25-25	.500
Northwestern	6-18	.250	17-32	.347
Penn State	3-21	.125	15-34	.306



UNIVERSITY QUICK FACTS

Location: _____ Iowa City, Iowa
Enrollment: _____ 33,564
Founded: _____ 1847
Nickname: _____ Hawkeyes
Colors _____ Black and Gold
Conference: _____ Big Ten
National Affiliation _____ NCAA, Division I
President: _____ Bruce Harreld
Director of Athletics: _____ Gary A. Barta
Baseball Secretary: _____ Kendra Wieditz
Baseball Office _____ 232 Carver-Hawkeye Arena
_____ Iowa City, Iowa 52242
_____ (319) 335-9389

BASEBALL INFORMATION

Head Coach _____ Rick Heller/5th season
Alma Mater/Year _____ Upper Iowa/1986
Associate Head Coach/RC _____ Marty Sutherland/5th season
Alma Mater/Year _____ Northern Iowa/2002
Pitching Coach _____ Desi Druschel/1st season
Alma Mater/Year _____ Mount Mercy/1998
Volunteer Assistant Coach (Hitting Coach) _____ Sean Moore/2nd Season
Alma Mater/Year _____ University of Iowa/2015
Director of Baseball Operations _____ Nic Ungs
Alma Mater/Year _____ Northern Iowa/2001

2018 TEAM INFORMATION

2017 Record _____ 39-22
Home _____ 19-4
Away _____ 10-13
Neutral _____ 10-5
Big Ten Record/Finish _____ 15-9/t4th
Postseason _____ NCAA Regionals

2018 OUTLOOK

Letterwinners Returning/Lost _____ 17/12
Starters Returning/Lost _____ 6 + DH/2
Pitchers Returning/Lost _____ 7/8
Newcomers _____ 12

STADIUM INFORMATION

Home Facility _____ Duane Banks Field
Capacity _____ 3,000
Opened _____ 1974
Dimensions _____ 329-373-395-373-329
Surface _____ AstroTurf

MEDIA INFORMATION

Associate SID/Baseball Contact _____ James Allan
Email _____ james-allan@uiowa.edu
Cell Phone _____ (319) 530-5792
Secondary Contact _____ Alex Snyder
Email _____ alex-snyder@uiowa.edu
Cell Phone _____ (563) 554-0852
Athletic Communications Phone _____ (319) 335-9411
Athletic Communications Fax _____ (319) 335-9417
Press Box Phone _____ (319) 335-9520
Website _____ hawkeyesports.com
Twitter _____ @UIBaseball
Facebook: _____ facebook.com/iowabaseball
Instagram: _____ UIBaseball

WHELAN: THE CATALYST

Third-team All-Big Ten designated hitter Chris Whelan was instant offense for the Hawkeyes after making his season debut on March 17 against Evansville. The Illinois native missed the first month (14 games) recovering from Tommy John surgery. He was cleared to throw and play in the field April 24.

- He played in his first game in the field May 4 against No. 12 Oklahoma State, starting at first base, and he started the final two games in left field.
- The Hawkeyes averaged 5.0 runs per game in the 14 games before Whelan was cleared. After inserting Whelan into the lineup, Iowa averaged 6.4 runs per contest.
- Whelan hit safely in 31-of-38 games with 13 multi-hit contests. He hit .308 with 36 runs and 17 walks as Iowa's leadoff hitter.
- Whelan had a career-high four hits, finishing 4-for-5 with a career-best four runs in Iowa's 13-9 come-from-behind victory over Bradley on March 28. He hit his second home run of the season on April 22 in the win at Minnesota, finishing 2-for-4 with two RBIs.
- Whelan homered in back-to-back games, hitting the game-tying home run in the come-from-behind win over No. 7 Michigan on April 29 and hitting a solo shot in the slugfest loss against Missouri.

CROPLEY PRODUCES

First-team All-Big Ten catcher Tyler Cropley led the team with a .342 average with team-highs in RBIs (50) and doubles (20) and ranking second in home runs (9).

- The South Dakota native ranked in top-14 in the Big Ten in nine categories. He led the league in doubles (20), was sixth in RBIs (50), seventh in slugging percentage (.578), tied for seventh in hit by pitch (11), tied for ninth in total bases (115), 10th in batting average (.342), tied for 11th in home runs (9), and tied for 14th in hits (68).
- Cropley tied a school record in the 16-1 win over Coe College on April 11, finishing 3-for-5 with two RBIs and two runs. All three of his hits were doubles, as he became the ninth Hawkeye -- first since Nate Yoho in 2004 -- to hit three in a single game.
- Cropley had two walk-off home runs in 2018. He hit a walk-off grand slam to give Iowa a 13-9 victory over Bradley on March 28. He finished with a career-high five RBIs in the game. He hit his second walk-off -- a two-run shot -- to give the Hawkeyes a 7-5 win over No. 7 Michigan on April 29.

B1G OVERALL STATS

Batting Average

1.	Minnesota	.300
2.	Indiana	.284
3.	Ohio State	.283
9.	IOWA	.265

ERA

1.	Indiana	3.09
2.	Minnesota	3.20
3.	Michigan	3.46
6.	IOWA	4.07

Fielding Percentage

1.	Illinois	.979
2.	Minnesota	.977
3.	Indiana	.977
6.	IOWA	.971

• Cropley homered in consecutive at-bats -- a walk-of-two-run home run to give Iowa a 7-5 win over No. 7 Michigan on April 29 and a first-inning solo shot against Missouri on May 1.

- Cropley hit two home runs against Mizzou for his second career two-home run game. He also did it against Minnesota last season in the Big Ten Tournament.
- He tied a career-high with five RBIs, finishing 2-for-5 with a double in Iowa's series-clinching win over Penn State (5/18).
- Cropley hit .448 (26-of-58) with runners in scoring position. He had an .833 average with a runner on third base with less than two outs.

CROWL STEADY AT SHORT

Sophomore Kyle Crowl had a career-best 14-game reached base streak from March 11-April 4. He reached safely in 38 games this season.

- Crowl had 10 multi-hit games and eight multi-RBI games.
- The Council Bluffs, Iowa, native missed his only game of the season May 15 at Western Illinois with the flu.
- Crowl was third on the team with six home runs this season and 33 RBIs. He tied a school record in consecutive games against Penn State, drawing four walks in games one and two. The walks came in eight consecutive plate appearances.
- Went a perfect 4-for-4 with one double, three runs, and two RBIs in Iowa's 16-14 victory over No. 12 Oklahoma State on May 5. The four hits were a career-high.

HAVE YOURSELF A DAY ZO

Sophomore Lorenzo Elion became the second Hawkeye in the last decade to hit for the cycle when he finished 5-of-6 with two home runs, six RBIs, and four runs scored in a 16-1 win over Coe College on April 11. The two home runs were the first of his career.

- Elion tripled in the first, homered in the second, doubled in the fifth, singled in the sixth, and capped the night with a first-pitch, three-run home run in the eighth.
- The five hits tied a school record that has happened now 18 times. It was last done by Joel Booker in 2016 at the Big Ten Tournament. The five hits are tied for the most in the Big Ten this season.
- Mason McCoy was the last Hawkeye to hit for the cycle against Air Force in 2016.

B1G-ONLY OVERALL STATS

Batting Average

1.	Minnesota	.303
2.	Nebraska	.288
3.	Indiana	.288
9.	IOWA	.248

ERA

1.	Minnesota	2.64
2.	Indiana	2.80
3.	Michigan	3.21
4.	IOWA	3.95

Fielding Percentage

1.	Illinois	.980
2.	Indiana	.979
3.	Northwestern	.977
7.	IOWA	.972



2018 WEEKEND IN STATS

SERIES	W-L	AVG	R	BATTING								PITCHING						FIELDING		
				H	2B	3B	HR	RBI	BB-SO	SB-A	ERA	IP	H	R-ER	BB-SO	BAA	PO-A	E	FLD%	
at Diamond 9	3-0	.301	16	31	4	0	2	16	13-24	6-6	2.00	27.0	25	10-6	21-28	.253	81-28	4	.965	
at Sugar Bowl Classic	2-1	.245	16	26	2	0	2	12	18-35	4-5	4.33	27.0	23	17-13	9-30	.223	81-27	5	.956	
at UAB	2-1	.232	15	22	3	2	0	11	15-28	3-4	2.42	26.0	22	8-7	8-26	.234	78-29	2	.982	
at UNLV	0-3	.189	5	18	3	0	0	5	7-19	0-0	8.62	24.0	36	28-23	13-20	.350	72-22	4	.959	
Evansville	3-0	.340	22	33	7	1	3	21	13-20	1-1	2.33	27.0	18	9-7	13-24	.182	81-32	4	.966	
Indiana	1-1	.234	7	15	3	1	3	7	7-15	0-0	2.50	18.0	13	5-5	10-20	.210	54-20	0	1.000	
at Illinois	2-1	.305	24	32	5	1	2	23	18-17	4-7	6.23	26.0	32	20-18	15-25	.308	78-28	4	.964	
Ohio State	2-1	.223	12	21	6	0	0	10	10-26	1-2	2.33	27.0	22	8-7	11-32	.222	81-31	3	.974	
at Nebraska	1-1	.221	11	15	6	0	3	10	7-18	0-1	5.29	17.0	17	11-10	15-13	.266	51-25	3	.962	
at Minnesota	1-2	.224	8	22	3	0	2	6	5-17	0-0	3.60	25.0	20	10-10	10-23	.222	75-20	1	.990	
Michigan	2-1	.245	13	25	2	1	4	13	7-21	1-3	5.00	27.0	32	17-15	11-32	.288	81-20	6	.944	
Oklahoma State	2-1	.340	33	36	11	0	3	29	20-19	2-2	6.00	27.0	29	24-18	16-35	.269	81-21	2	.981	
at Northwestern	1-2	.269	16	29	5	0	2	15	12-19	4-6	5.06	26.2	28	18-15	12-25	.269	80-26	5	.955	
Penn State	3-0	.245	20	24	9	0	0	16	21-25	0-0	2.00	27.0	18	6-6	5-34	.186	81-25	0	1.000	
at B1G Tournament	0-2	.085	1	5	0	0	0	0	6-16	1-2	1.45	18.2	16	4-3	6-18	.232	56-16	2	.973	
Midweek	8-3	.310	98	118	26	2	15	86	65-87	12-19	4.54	101.0	99	57-51	48-114	.257	303-111	11	.974	

#SCTOP10

Sophomore Lorenzo Elion appeared in SportsCenter's Top 10 plays on April 8 after making a spectacular defensive play, diving to his right and throwing a dart to first to rob Ohio State of extra bases. The play was No. 8.

COMEBACK KIDS

The Hawkeyes posted 15 come-from-behind victories in 2018, including five walk-off victories. The five walk-off victories were tied for the second most in the nation.

- Iowa trailed 9-8 through 7 1/2 innings before rallying for a 13-9 win. Lorenzo Elion's pinch-hit RBI single tied the game in the eighth before Iowa posted its fourth walk-off win in the ninth courtesy of a Tyler Cropley grand slam.
- The Hawkeyes trailed 4-1 through 7 1/2 innings before Matt Hoeg tied the game with a two-out, three-run double in the eighth. Iowa then posted its third walk-off victory of the season when Austin Guzzo connected on a two-run home run to right field, giving the team a 6-4 win.
- Ben Norman had the game-winning RBI single in the ninth, sending the Hawkeyes to a 4-3 win over Toledo in the season opener. Norman also reached via error in the win over Virginia Tech, allowing the go-ahead run to score in the 2-1 walk-off victory.
- Iowa trailed 5-0 through 1 1/2 innings and 5-4 through 6 1/2 before Chris Whelan's solo home run tied the game at 5. In the bottom of the ninth, Cropley hit a two-run home run to left field, giving Iowa a 7-5 series-clinching victory over No. 7 Michigan.
- Iowa has overcome deficits to win 33 games since the start of the 2017 season and posted nine walk-off victories.
- Twenty of those victories have come with Iowa trailing or being tied entering or through seven innings and 14 have come in the final at-bat.

BANKS MAGIC

- The Hawkeyes finished 20-6 at Duane Banks Field this season, running their record to 72-20 at home since the start of the 2015 season.
- The 20 victories are the second-most in a single-season in school history, trailing only the 22 wins in 1977.
- Iowa has 13 walk-off victories at Duane Banks Field since the start of 2015.

ON THE OFFENSE

- The Hawkeyes had 10 or more hits in 21 games this season. Iowa scored 16 runs in a game three times.
- Iowa has scored 10 or more runs in 11 games this season.
- The Hawkeyes are 24-3 when out-hitting their opposition.

STARTING & FINISHING

- The Hawkeyes out-scored opponents, 55-27, in the first inning and 126-86 over the first three innings. Iowa out-scored the opposition, 61-48, in the eighth and ninth innings.
- Iowa went 13-5 when it scored in the first inning and 22-8 when it scored the game's first run.
 - The Hawkeyes were 25-1 when leading after six innings, 25-1 after seven, and 27-1 after eight this season.

JUNIOR ROBERT NEUSTROM...

- hit safely in 42-of-53 games and he reached safely in 46-of-53 contests. Neustrom had hitting streaks of nine games and 10 games this season.
- started 116 consecutive games to close out his Iowa career.
- hit .311 with 19 multi-hit games. The first-team All-Big Ten outfielder hit 11 home runs, which were fifth-most in the Big Ten this season. He had his second career two-homer game May 5 against Oklahoma State. He finished the contest 3-for-5 with five RBIs and three runs scored.
- Ranked in the top 13 in the Big Ten in four categories -- fifth in home runs (11), tied for ninth in doubles (15), seventh in total bases (114), eighth in doubles (15), 11th in total bases (114), and 13th in slugging (.538).
- was the Preseason Big Ten Player of the Year by Baseball America and Perfect Game.

ON THE BUMP

- The Hawkeyes' starting pitchers went 17-14 with a 3.40 ERA in 53 games. Iowa starters had 257 strikeouts to 101 walks and opponents hit .239.
- Iowa's pitching staff had three games where it allowed two or fewer hits. The Hawkeyes one-hit Northern Illinois on April 17 and had a pair of two hitters against Evansville on March 17 and No. 11 Indiana on March 23.
- Iowa's pitching staff led the Big Ten with 499 strikeouts, averaging 9.5 per game to rank 18th nationally.
- Iowa had 26 games with 10 or more strikeouts this season, including a stretch of eight straight games from April 25-May 6. The Hawkeyes had a season-high 15

2018 QUALITY STARTS LOG

Nick Allgeyer (13)

- vs. Virginia Tech -- 7 IP, 5 H, 1 ER, 8 K, 0 BB
- at UAB - 6.2 IP, 4 H, 1 ER, 4K, 1 BB
- at UNLV - 6.0, 6 H, 3 ER, 5 K, 2 BB
- vs. Evansville - 6 IP, 4 H, 1 ER, 4 K, 2 BB
- vs. #11 Indiana - 7 IP, 10 H, 3 ER, 5K, 1 BB
- at #22 Illinois - 6.1 IP, 7 H, 5 R (3 ER), 8 K, 1 BB
- vs. Ohio State - 6 IP, 5 H, 2 R (1 ER), 8 K, 3 BB
- at Nebraska - 7 IP, 5 H, 1 R (0 ER), 4 K, 4 BB
- at #25 Minnesota - 6.1 IP, 6 H, 3 ER, 6 K, 2 BB
- vs. #7 Michigan - 7 IP, 5 H, 1 ER, 8 K, 2 BB
- at Northwestern - 6.2 IP, 2 ER, 4 K, 1 BB
- vs. Penn State - 7.0 IP, 0 ER, 6 K, 2 BB
- vs. Michigan - 7.0 IP, 4 H, 1 ER, 9 K, 3 BB

Jack Dreyer (1)

- vs. Penn State - 6 IP, 2 ER, 6 K, 1 BB

Cole McDonald (4)

- at New Orleans - 7 IP, 3 H, 2 R (0 ER), 4 K, 1 BB
- at #22 Illinois - 6.1 IP, 5 H, 2 ER, 6 K, 4 BB
- vs. Ohio State - 6 IP, 3 H, 1 ER, 8 K, 1 BB
- at #25 Minnesota - 7 IP, 4 H, 1 ER, 7 K, 2 BB

Brady Schanuel (2)

- vs. #11 Indiana - 7 IP, 1 H, 0 R, 11 K, 4 BB
- vs. Ohio State - 6 IP, 6 H, 3 ER, 7 K, 4 BB

IOWA IN-SEASON ACCOLADES

Brady Schanuel

Big Ten Co-Pitcher of the Week - March 26

Nick Allgeyer

Big Ten Pitcher of the Week - April 16
Big Ten Pitcher of the Week - April 30



strikeouts in a win over Milwaukee on April 25 and Penn State on May 18.

- Iowa's bullpen went 16-6 with a 4.79 ERA in 2018. The relievers logged 225 1/3 innings, where they averaged more than a strikeout an inning (242).

- Senior Nick Nelsen appeared in 12 of Iowa's final 15 games, including all three games of the series against No. 12 Oklahoma State. Nelsen went 2-1 with three saves and a 3.60 ERA in 28 appearances. He had 31 strikeouts over 30 innings.

DANIELS DOES IT

Junior Zach Daniels was Iowa's most important reliever in 2018. The right-hander went 6-2 with a 2.56 ERA in 25 appearances, striking out 49 over 45 2/3 innings. He had five saves.

- Daniels went 3-0 with a 2.59 ERA in 13 Big Ten appearances, allowing seven runs on 20 hits over 24 1/3 innings. He had 26 strikeouts and limited hitters to a .227 average.
- Daniels made two appearances against No. 7 Michigan, earning a save and a win in the series. He pitched four shutout frames, scattering two hits and fanning a season-high six in Iowa's series-clinching victory.
- He made multiple weekend appearances six times in 2018.

REDSHIRT JUNIOR NICK ALLGEYER...

- went 5-4 with a 2.41 ERA in 15 starts. Allgeyer had 95 strikeouts -- the second-most in the Big Ten and second-most in a single season in school history.
- ranked among the top-six in the Big Ten in six categories -- second in strikeouts (95), fourth in ERA (2.41), tied for fourth in innings (97.0), fifth in strikeouts looking (26), tied for seventh in starts (15), and 10th in batting average against (.235).
- was second in the Big Ten in conference games in strikeouts (49) and third in innings (53 1/3) and ERA (2.19).
- was named the Big Ten Pitcher of the Week twice in 2018 -- April 16 following a road win at Nebraska and April 30 following a win over No. 7 Michigan.
- allowed six hits or fewer in 12 of 15 starts... allowed one or fewer earned runs in nine starts.
- posted 13 quality starts, including a stretch of 10 consecutive quality starts from Week 2-12... had a career-high nine strikeouts against No. 12 Oklahoma State and against Michigan in the Big Ten Tournament.
- had six games with eight or more strikeouts.
- scattered four hits and allowed one run against Michigan at the Big Ten Tournament... tied a career-high with nine strikeouts... pitched seven shutout innings, scattering five hits and fanning six in a no-decision against Penn State (5/17)... recorded his fifth win against No. 7 Michigan, allowing one run on five hits over seven innings and fanning eight... notched his fourth win at Nebraska, allowing one unearned run over seven innings and fanning four... earned his fifth win, allowing one run on five hits over seven innings against No. 7 Michigan.
- notched his third victory -- first Big Ten win -- allowing five runs (three earned) on seven hits over 6 1/3 innings at No. 22 Illinois... finished with eight strikeouts.
- recorded his first career win as a starter (third of his career), allowing one run on four hits at UAB (3/2)... had four strikeouts against one walk over 6 2/3 innings... went six innings, allowing one run on four hits in the win over Evansville (3/17).
- made his first career Friday start -- his second career start -- against Toledo (2/16) -- allowing three unearned runs over five innings and fanning seven.

- went 7-4 with a 2.75 ERA in 47 career appearances, including 16 starts... had 133 strikeouts in 144 innings.
- missed the 2017 season recovering from Tommy John surgery suffered during the fall of 2016.

JUNIOR BRADY SCHANUEL...

- went 5-7 with a 6.06 ERA in 13 starts with 64 strikeouts over 52 innings... made his first relief appearance against Penn State (5/19), tossing a perfect inning with one strikeout.
- notched his fifth win, allowing three runs on six hits against Ohio State (4/7)... had seven strikeouts -- his fourth game with six or more strikeouts.
- was named the Big Ten Co-Pitcher of the Week on March 25 after going a career-best seven innings, allowing one hit and fanning 11 in a 5-1 victory over No. 11 Indiana (3/23)... retired the final 10 batters he faced. The 11 strikeouts were the most by a Hawkeye pitcher since Nathan Johnson's 14 at Indiana in 2004.
- allowed a single hit over five shutout innings in a win against Evansville, where he fanned six... went a five innings in the road win at UAB -- his second win of the season... allowed one hit and fanned a career-high seven.
- earned his first career victory against Old Dominion (2/18), allowing two hits and fanning four in 3 2/3 innings... was on a predetermined 60-pitch pitch count.

JUNIOR COLE MCDONALD...

- went 3-2 with a 3.23 ERA in 11 starts -- eight coming as the Sunday starter... missed two starts because of weather cancellations (Indiana, Nebraska) and two more because of injury.
- returned to the starting rotation after missing two weeks against Penn State (5/18)... tossed four shutout innings, allowing one hit and fanning seven.
- departed after 3+ innings in his April 29 start against Michigan with elbow tightness.
- tallied his third win, allowing one run on four hits over seven innings in a road win at No. 25 Minnesota... had six strikeouts to two walks for his third straight quality start.
- recorded his second straight quality start in a no-decision against Ohio State (4/8)... allowed one run on three hits over six innings and had a career-high eight strikeouts.
- notched his first Big Ten victory -- second of the season -- allowing two runs on five hits over 6 1/3 innings at No. 22 Illinois... finished with six strikeouts... it was his second quality start of the season.
- recorded his first career quality start and first win of the season, scattering three hits and allowing two unearned runs in seven innings in a victory over New Orleans. McDonald had four strikeouts to one walk.
- is 9-7 with a 4.55 ERA in 34 appearances, including 30 starts.

TEAM CAPTAINS

Iowa's team captains for the 2018 season were senior Tyler Cropley, redshirt junior Nick Allgeyer, junior Robert Neustrom, and redshirt sophomore Kyle Shimp.

SILVER MEDALISTS IN TAIWAN

Iowa made history when it represented the United States at the 2017 World University Games in Taiwan. Competing as the USA Team, Iowa claimed the silver medal, becoming the first American team to medal in Universiade history. Iowa went 5-2 during the two-week stretch before falling to Japan in the gold medal game.

#HELLERBALL

- UI head coach Rick Heller is one of nine coaches all-time to lead three different NCAA Division I teams to regional play.
- Heller recorded his 800th career win against Lehigh on March 12 at the Snowbird Classic in Florida.
- The Hawkeyes have won 30 or more games in each of Heller's five seasons as the helm of the program. It's a first for the team since winning 30 or more in seven straight seasons from 1979-85.
- Heller has led the Hawkeyes to two NCAA Regional appearances in three seasons; the program had three regional appearances in its history prior to his arrival.
- Heller is fourth in school history in career wins with 173 in his five seasons at Iowa, including the second (41) and fifth-most (39) in school history.
- Heller led Iowa to its first Big Ten Tournament title in 2017 -- the first conference title since 1990 -- and he guided the Hawkeyes to the Big Ten Tournament title game in consecutive seasons. Iowa has advanced to the league tournament in five straight years for the first time in program history.
- Heller has coached at least one first-team All-Big Ten selection each season, and has 20 Major League Baseball Draft picks in five seasons -- the most in a five-year stretch in school history.
- Iowa had a school-record six All-Big Ten selections in 2015 and five in 2017 and 2018. The Hawkeyes have had 28 All-Big Ten honorees in five seasons under Heller.
- Iowa has posted winning streaks of nine games (in 2015) and eight games (in 2017) -- the longest streaks for the program since 2012.


FOLLOW THE HAWKEYES

Iowa baseball fans can follow the Hawkeyes on Facebook/iowabaseball, Twitter: @UIBaseball, and Instagram/UI-Baseball in addition to coverage on hawkeyesports.com.



1 LORENZO ELION

So. • IF • 6-2 • 185
Chicago, Ill. • Kirkwood CC • Simeon Academy



2018 GAME-BY-GAME STATS

#1 Elion, Lorenzo - 45 games (All games)

Date	Opponent	Pos	AB	R	H	RBI	2B	3B	HR	BB	SB	CS	HBP	SAC	SF	GDP	K	PO	A	E	Avg	
Feb 16	vs Toledo	*3b	4	1	3	0	0	0	0	0	0	0	0	0	0	0	1	1	1	0	.750	
Feb 17	vs Oakland	*3b	3	0	1	0	0	0	0	0	2	0	1	0	0	0	0	3	3	0	.571	
Feb 18	vs Old Dominion	*3b	5	1	2	0	0	0	0	0	0	0	0	0	0	0	0	0	1	2	.500	
Feb 23	vs Virginia Tech	*3b	4	0	0	0	0	0	0	0	0	0	0	0	0	0	2	0	2	0	.375	
Feb 24	vs Ball St.	*3b	3	0	1	0	0	0	0	0	0	0	1	0	0	0	2	0	0	1	.368	
Feb 27	CORNELL COLLEGE	*3b	3	1	1	3	0	0	0	0	0	0	0	0	2	0	0	1	1	0	.364	
Mar 02	at UAB	*3b	4	0	0	0	0	0	0	0	0	0	0	0	0	0	1	0	3	0	.308	
Mar 03	at UAB	*3b	6	0	2	1	0	0	0	0	1	1	0	0	0	0	1	0	2	1	.312	
Mar 04	at UAB	*3b	3	0	1	0	0	0	0	0	0	0	0	0	0	0	2	1	1	0	.314	
Mar 09	at UNLV	*3b	4	0	1	0	0	0	0	0	0	0	0	0	0	1	1	2	0	0	.308	
Mar 10	at UNLV	*3b	3	0	1	1	1	0	0	0	0	0	0	0	0	0	1	4	1	1	.310	
Mar 11	at UNLV	*3b	2	1	0	0	0	0	0	1	0	0	1	0	0	0	0	0	1	1	.295	
Mar 14	vs Missouri State	*dh	3	0	1	1	0	0	0	0	0	0	0	0	0	0	2	0	0	0	.298	
Mar 17	EVANSVILLE-1	*3b	1	0	0	0	0	0	0	0	0	0	0	0	0	0	0	0	1	0	.292	
Mar 17	EVANSVILLE-2	ph/3b	1	0	0	0	0	0	0	0	0	0	0	0	0	0	0	0	1	0	.286	
Mar 18	EVANSVILLE	*3b	0	0	0	0	0	0	0	0	0	0	1	0	0	0	0	0	0	0	.286	
Mar 21	LORAS COLLEGE	*3b	3	0	0	0	0	0	0	0	0	0	0	0	0	0	2	1	1	0	.269	
Mar 28	BRADLEY	ph/3b	1	0	1	1	0	0	0	0	0	0	0	0	0	0	0	0	0	0	.283	
Mar 31	at Illinois	*3b	4	0	1	1	0	0	0	1	0	0	0	0	0	0	1	1	0	0	.281	
Apr 01	at Illinois	*3b	4	0	2	2	0	0	0	0	0	0	0	0	0	0	0	0	3	1	.295	
Apr 04	GRAND VIEW	*3b	3	0	1	2	0	0	0	0	0	0	0	0	1	0	1	0	2	0	.297	
Apr 07	OHIO STATE-1	*3b	4	0	0	0	0	0	0	0	0	0	0	0	0	0	2	2	1	0	.279	
Apr 07	OHIO STATE-2	*3b	4	1	2	3	0	0	0	0	0	0	0	0	0	0	1	0	0	0	.292	
Apr 08	OHIO STATE	*3b	4	0	0	0	0	0	0	0	1	0	0	0	0	0	0	0	1	0	.276	
Apr 11	COE COLLEGE	*3b	6	4	5	6	1	1	2	0	0	0	0	0	0	0	0	1	2	0	.317	
Apr 13	at Nebraska-1	*3b	5	0	1	0	0	0	0	0	0	0	1	0	0	0	0	1	2	2	.310	
Apr 13	at Nebraska-2	*3b	4	0	0	0	0	0	0	0	0	0	0	0	0	0	1	0	1	0	.297	
Apr 17	NORTHERN ILLINOIS	*3b	4	0	1	1	0	0	0	0	0	0	0	0	0	0	1	0	2	0	.295	
Apr 20	at Minnesota	*3b	3	0	0	0	0	0	0	1	0	0	0	0	0	0	2	0	0	0	.286	
Apr 21	at Minnesota	*3b	4	0	0	0	0	0	0	0	0	0	0	0	1	0	0	0	2	0	.275	
Apr 22	at Minnesota	*3b	4	0	1	0	0	0	0	0	0	0	0	0	0	0	1	0	0	0	.274	
Apr 25	MILWAUKEE	*3b	5	1	4	2	0	0	0	0	0	0	0	0	0	0	1	0	1	0	.297	
Apr 27	MICHIGAN	*3b	4	1	1	0	0	0	0	0	0	0	0	0	0	0	0	0	0	0	.296	
Apr 28	MICHIGAN	*3b	3	0	0	0	0	0	0	0	0	0	0	0	0	0	1	0	1	2	.288	
Apr 29	MICHIGAN	ph/3b	1	0	0	0	0	0	0	0	0	0	0	0	0	0	1	0	1	0	.286	
May 01	MISSOURI	ph	1	0	0	0	0	0	0	0	0	0	0	0	0	0	0	0	0	0	.283	
May 04	OKLAHOMA STATE	*3b	2	0	0	0	0	0	0	0	0	0	0	0	0	0	0	0	1	0	.279	
May 05	OKLAHOMA STATE	*3b	3	0	1	0	0	0	0	0	1	0	0	0	0	0	1	0	1	0	.280	
May 11	at Northwestern	*3b	3	0	1	1	0	0	0	0	0	0	0	0	0	0	0	0	0	1	.281	
May 12	at Northwestern	*dh	3	0	1	0	0	0	0	0	0	0	0	0	0	0	0	0	0	0	.282	
May 13	at Northwestern	*dh	1	1	0	0	0	0	0	1	0	0	0	0	0	0	0	0	0	0	.280	
May 15	at Western Illinois	*3b	2	0	0	0	0	0	0	0	0	0	0	0	0	0	0	0	0	2	.276	
May 17	PENN STATE	ph/dh	2	0	0	0	0	0	0	0	0	0	0	0	0	0	1	0	0	0	.272	
May 19	PENN STATE	*dh	3	1	1	2	1	0	0	0	0	0	0	0	0	0	0	0	0	0	.273	
May 23	vs Michigan	*dh	3	0	1	0	0	0	0	0	0	0	0	0	0	0	0	0	0	0	.275	
Totals			37gs	142	13	39	27	3	1	2	4	5	2	3	1	3	2	30	18	42	14	.275

On base pct. .303 • Slugging pct. .352

CAREER-HIGHS AB: 6, 2X, LAST VS. COE COLLEGE, 4/11/18

H: 5 vs. COE COLLEGE, 4/11/18

R: 4 vs. COE COLLEGE, 4/11/18

2B: 1, 3X, LAST VS. PENN STATE, 5/19/18

3B: 1 vs. COE COLLEGE, 4/11/18

HR: 2 vs. COE COLLEGE, 4/11/18

RBI: 6 vs. COE COLLEGE, 4/11/18

BB: 1, 4X, LAST AT NORTHWESTERN, 5/13/18

SB: 2 vs. OAKLAND, 2/17/18

SEASON HIGHLIGHTS

- Started 37 games... 32 at third base and five as the designated hitter... hit .275 (39-of-142) with 13 runs and 27 RBIs... hit safely in 26 games and reached safely in 29 contests... had seven multi-hit games (four 2-hit, one 3-hit, one 4-hit, one 5-hit)
- Became the second Hawkeye in the last decade to hit for the cycle, finishing 5-for-6 with two home runs, six RBIs, and four runs in the 16-1 win over Coe College (4/11)... the five hits tied a single-game school record... the two home runs were the first two of his career... the five hits are tied for a Big Ten high this season
- Went 4-for-5 with two RBIs and a run scored in a midweek win over Milwaukee (4/25)
- Was on SportsCenter's Top 10 plays on April 8 after making a spectacular defensive play to his right at third base against Ohio State... the play was No. 8 on the plays of the day... drove in three runs, finishing 2-for-4 with three RBIs in game two victory over Ohio State (4/7)
- Tallied his fourth multi-hit game in the series finale at No. 22 Illinois, finishing 2-for-4 with two RBIs... had the game-tying two-run single in the sixth inning... had a game-tying, eighth-inning, pinch-hit RBI single against Bradley (3/28)... had a career-high three RBIs in Iowa's midweek win over Cornell (2/27), finishing 1-for-3 in the contest
- Had a pair of multi-hit games at the Diamond 9 Sunshine State Classic... went 3-for-4 with a run scored vs. Toledo (2/16) in his first game as a Hawkeye, including singling and scoring the game-winning run in the bottom of the ninth inning... went 2-for-5 with a run scored against Old Dominion (2/18)... had two steals vs. Oakland (2/17)

CAREER STATS

YEAR	AVG.	G-GS	AB	R	H	2B	3B	HR	RBIS	BB	HBP	SO	SB-A
2018	.275	45-37	142	13	39	3	1	2	27	4	3	30	5-7
TOTALS	.275	45-37	142	13	39	3	1	2	27	4	3	30	5-7

Instagram: [UIBaseball](#)



Twitter: [@UIBaseball](#)



Facebook: [iowabaseball](#)

2 ZACH DANIELS

Jr. • RHP • 5-11 • 160
Robins, Iowa • Cedar Rapids Kennedy HS



2018 GAME-BY-GAME STATS

#2 Daniels, Zach - 25 appearances (All games)

Date	Opponent	GS	IP	H	R	ER	BB	SO	2B	3B	HR	WP	BK	HBP	IBB	Score	W-L	Sv	ERA	NP
Feb 16	vs Toledo	2.0	1	0	0	3	3	0	0	0	0	0	0	0	0	4-3	0-0	0	0.00	44
Feb 18	vs Old Dominion	2.0	0	0	0	0	1	0	0	0	0	0	0	0	0	4-1	0-0	1	0.00	15
Feb 23	vs Virginia Tech	3.0	1	0	0	1	4	0	0	0	0	0	0	0	0	2-1	1-0	1	0.00	39
Mar 02	at UAB	1.2	1	0	0	0	1	0	0	0	0	0	0	0	0	4-1	1-0	2	0.00	14
Mar 11	at UNLV	1.1	4	5	2	0	2	0	0	1	1	1	0	0	0	3-13	1-1	2	1.80	32
Mar 18	EVANSVILLE	3.1	2	1	1	1	5	0	1	0	0	0	1	0	0	4-3	2-1	2	2.03	48
Mar 23	INDIANA-2	2.0	1	1	1	1	1	0	0	0	0	0	0	0	0	5-1	2-1	2	2.35	31
Mar 28	BRADLEY	2.0	0	0	0	1	3	0	0	0	0	1	0	1	0	13-9	3-1	2	2.08	35
Mar 30	at Illinois	1.2	0	0	0	2	2	0	0	0	0	0	0	0	0	8-5	3-1	2	1.89	-
Apr 01	at Illinois	1.0	2	0	0	2	0	0	0	0	0	0	0	0	0	4-2	3-1	2	1.80	31
Apr 08	OHIO STATE	3.0	1	0	0	1	3	0	0	0	0	2	0	0	0	2-1	4-1	2	1.57	43
Apr 13	at Nebraska-1	2.0	2	0	0	1	2	1	0	0	0	0	0	0	0	7-1	4-1	2	1.44	23
Apr 17	NORTHERN ILLINOIS	1.0	0	0	0	0	0	0	0	0	0	0	0	0	0	2-0	4-1	3	1.38	8
Apr 20	at Minnesota	1.1	1	0	0	1	1	1	0	0	1	0	0	0	0	3-4	4-1	3	1.32	21
Apr 22	at Minnesota	2.0	1	2	2	1	1	1	1	0	0	0	0	0	0	5-3	4-1	3	1.84	32
Apr 27	MICHIGAN	2.0	2	1	1	1	3	1	0	0	0	0	0	0	0	4-2	4-1	4	2.01	41
Apr 29	MICHIGAN	4.0	2	0	0	1	6	0	0	0	0	0	0	0	1	7-5	5-1	4	1.78	58
May 04	OKLAHOMA STATE	1.1	0	0	0	0	1	0	0	0	0	0	0	0	0	6-7	5-1	4	1.72	22
May 05	OKLAHOMA STATE	1.0	2	2	2	0	0	0	0	0	2	0	0	0	0	16-14	5-1	4	2.15	21
May 11	at Northwestern	2.0	2	1	1	2	2	1	0	0	1	1	1	2	0	6-7	5-1	4	2.27	30
May 13	at Northwestern	0.1	0	0	0	0	1	0	0	0	0	0	0	0	0	10-7	5-1	5	2.25	4
May 15	at Western Illinois	0.1	0	0	0	2	0	0	0	0	0	0	0	0	0	5-4	5-1	5	2.23	11
May 17	PENN STATE	2.0	3	1	1	0	4	1	0	0	0	0	1	0	0	3-1	6-1	5	2.34	39
May 19	PENN STATE	1.0	3	1	1	0	0	0	0	0	0	1	0	0	0	8-4	6-1	5	2.49	12
May 23	vs Michigan	2.1	1	1	1	2	3	0	0	0	0	0	0	0	0	1-2	6-2	5	2.56	38
Totals		0	45.2	32	16	13	23	49	6	1	3	7	2	5	3	136-101	6-2	5	2.56	-

CAREER-HIGHS

- AB: 4, 9X, LAST VS. MINNESOTA, 5/25/16
- H: 3 vs. SAVANNAH STATE, 5/13/16
- R: 2, 4X, vs. MARYLAND, 5/28/16
- 2B: 1, 2X, LAST AT MINNESOTA, 4/1/16
- 3B: N/A
- HR: N/A
- RBI: 4 vs. NORTHWESTERN COLLEGE, 3/8/16
- BB: 3 vs. MARYLAND, 5/28/16
- SB: 1, 6X, LAST vs. AT WESTERN ILLINOIS, 5/17/16

PITCHING

- IP: 4.2 vs. OHIO STATE, 5/14/17
- H: 5, 2X, LAST AT ILLINOIS, 5/19/17
- R: 5 at UNLV, 3/11/18
- ER: 4 at SOUTH FLORIDA, 2/17/17
- SO: 8 vs. OHIO STATE, 5/14/17
- BB: 3, 2X, LAST vs. TOLEDO, 2/16/18

SEASON HIGHLIGHTS

- Selected in the 19th Round of the 2018 Major League Baseball First-Year Player Draft by the Atlanta Braves with the 562nd pick.
- Went 6-2 with a 2.56 ERA in 25 appearances with five saves... had 49 strikeouts over 45 2/3 innings... allowed one or fewer hits in 14 appearances and zero runs in 15 appearances
- Five saves tied for seventh in the Big Ten... also was tied for 10th in wins (6) and tied for 12th in appearances (25)... in Big Ten games, tied for third in appearances (13), tied for sixth in ERA (2.59), and ninth in batting average against (.227) and saves (2)
- Made multiple weekend appearances six times
- Recorded his sixth win, tossing two innings against Penn State... allowed one run on three hits and punched out four... notched his fifth save, getting the final out in the series finale at Northwestern (5/13)... went 1-0 with a 1.50 ERA in two games against No. 7 Michigan... had a two-inning save in the series opener before pitching a season-high four shutout innings, scattering two hits, and fanning a season-high six to win the series finale
- Notched his third save, getting the final three outs to complete Iowa's 2-0 shutout victory over Northern Illinois (4/17)... earned his fourth victory, allowing one hit over three shutout innings against Ohio State (4/8), fanning three... got the final out just before a winter snow storm hit Iowa City
- Tossed 2 2/3 shutout innings in games one and three in the road series win at No. 22 Illinois... recorded his third win, tossing two shutout inning against Bradley (3/28)...notched his second win, pitching a season-high 3.1 innings against Evansville (3/18)... allowed one run on two hits and fanned a season-high five batters... got the final five outs to record his second save at UAB (3/2)... notched his first save of the season in the 4-1 win over Old Dominion (2/18)... recorded his first win against Virginia Tech (2/23), logging a season-high three innings, surrendering one hit and fanning four

CAREER STATS

YEAR	ERA	W-L	APP	GS	CG	SHO	SV	IP	H	R	ER	BB	SO
2016	1.50	1-1	16	0	0	0/1	5	18.0	14	3	3	4	15
2017	3.22	7-3	24	0	0	0/1	1	50.1	55	23	18	25	55
2018	2.56	6-2	25	0	0	0/1	5	45.2	32	16	13	23	49
TOTALS	2.68	14-6	65	0	0	0/3	11	114.0	101	42	34	52	119

Instagram: [UIBaseball](#)



Twitter: [@UIBaseball](#)



Facebook: [iowabaseball](#)

7 GRANT JUDKINS

So. • RHP/IF • 6-3 • 190
Pella, Iowa • Pella HS



2018 GAME-BY-GAME STATS

#7 Judkins, Grant - 23 games (All games)

Date	Opponent	Pos	AB	R	H	RBI	2B	3B	HR	BB	CS	HBP	SAC	SF	GDP	K	PO	A	E	Avg	
Feb 16	vs Toledo	ph	0	0	0	0	0	0	0	1	0	0	0	0	0	0	0	0	0	.000	
Feb 17	vs Oakland	*1b	3	1	1	1	0	0	0	1	1	0	0	0	0	2	9	0	0	.333	
Feb 18	vs Old Dominion	*dh	3	0	0	1	0	0	0	2	0	0	0	0	0	1	0	0	0	.167	
Feb 23	vs Virginia Tech	*dh	2	0	0	0	0	0	0	0	0	0	0	0	0	1	0	0	0	.125	
Feb 25	at New Orleans	*1b	3	0	0	0	0	0	0	2	0	0	0	0	0	0	14	1	0	.091	
Mar 14	vs Missouri State	ph	1	0	1	0	1	0	0	0	0	0	0	0	0	0	0	0	0	.167	
Mar 20	SAINT LOUIS	ph	0	0	0	0	0	0	0	1	0	0	0	0	0	0	0	0	0	.167	
Mar 23	INDIANA-1	*1b	1	0	0	0	0	0	0	0	0	0	0	0	0	1	0	0	0	.154	
Mar 30	at Illinois	*1b	0	0	0	0	0	0	0	0	0	0	0	0	0	0	1	0	0	.154	
Mar 31	at Illinois	p	0	0	0	0	0	0	0	0	0	0	0	0	0	0	1	0	0	.154	
Apr 08	OHIO STATE	ph/of	3	0	1	1	1	0	0	0	0	0	0	0	0	0	2	0	0	.188	
Apr 11	COE COLLEGE	*dh	1	1	0	0	0	0	0	1	0	0	1	0	0	1	0	0	0	.176	
Apr 13	at Nebraska-2	p	0	0	0	0	0	0	0	0	0	0	0	0	0	0	0	1	0	.176	
Apr 17	NORTHERN ILLINOIS	*1b	2	0	1	0	0	0	0	2	0	0	0	0	0	0	10	2	0	.211	
Apr 20	at Minnesota	ph	1	0	0	0	0	0	0	0	0	0	0	0	0	0	0	0	0	.200	
Apr 21	at Minnesota	p	0	0	0	0	0	0	0	0	0	0	0	0	0	0	1	1	0	.200	
Apr 22	at Minnesota	*1b	4	0	0	0	0	0	0	0	0	0	0	0	0	1	2	0	0	.167	
Apr 25	MILWAUKEE	*1b	2	1	0	0	0	0	0	1	0	0	0	0	0	0	0	1	0	.154	
Apr 28	MICHIGAN	p	0	0	0	0	0	0	0	0	0	0	0	0	0	0	1	2	0	.154	
May 04	OKLAHOMA STATE	ph	1	0	1	0	0	0	0	0	0	0	0	0	0	0	0	0	0	.185	
May 11	at Northwestern	ph/dh	1	0	0	0	0	0	0	0	0	0	0	1	0	0	1	0	0	.179	
May 18	PENN STATE	p	0	0	0	0	0	0	0	0	0	0	0	0	0	0	1	0	0	.179	
May 19	PENN STATE	*1b	2	0	0	0	0	0	0	0	0	0	1	0	0	0	8	0	0	.167	
Totals		9gs	30	3	5	3	2	0	0	11	1	0	2	1	0	0	8	50	8	0	.167

On base pct. .419 • Slugging pct. .233

#7 Judkins, Grant - 13 appearances (All games)

Date	Opponent	GS	IP	H	R	ER	BB	SO	2B	3B	HR	WP	BK	HBP	IBB	Score	W-L	Sv	ERA	NP
Feb 24	vs Ball St.		2.0	1	1	0	0	2	0	0	0	0	1	0	0	6-14	0-0	0	0.00	30
Mar 21	LORAS COLLEGE	*	4.0	1	0	0	1	3	0	0	0	0	0	0	0	6-4	0-0	0	0.00	55
Mar 28	BRADLEY		0.2	3	3	2	1	1	2	0	0	1	0	0	0	13-9	0-0	0	2.70	25
Mar 31	at Illinois		4.1	4	2	2	2	4	0	1	1	0	0	0	0	12-13	0-0	0	3.27	77
Apr 07	OHIO STATE-1		3.0	3	0	0	1	3	1	1	0	0	0	0	1	1-2	0-0	0	2.57	45
Apr 13	at Nebraska-2		1.1	3	3	3	2	1	1	0	0	0	0	0	0	4-10	0-0	0	4.11	37
Apr 21	at Minnesota		5.0	3	1	1	1	3	1	0	0	0	1	0	0	0-3	0-0	0	3.54	63
Apr 28	MICHIGAN		3.0	6	4	4	0	4	0	0	0	2	0	0	0	2-10	0-0	0	4.63	65
May 01	MISSOURI		1.1	3	2	2	0	1	1	0	0	0	0	0	0	16-17	0-0	0	5.11	23
May 06	OKLAHOMA STATE		3.2	4	2	2	2	4	1	0	0	0	0	0	0	11-3	0-0	0	5.08	69
May 12	at Northwestern		2.1	4	1	1	1	3	1	0	0	0	0	0	0	0-4	0-0	0	4.99	44
May 18	PENN STATE		5.0	2	1	1	0	8	1	0	0	1	0	0	0	9-1	1-0	0	4.54	58
May 24	vs Ohio State		3.2	3	0	0	0	0	0	0	0	0	0	0	0	0-2	1-0	0	4.12	44
Totals		1	39.1	40	20	18	11	37	9	2	1	4	2	0	1	80-92	1-0	0	4.12	-

CAREER-HIGHS

- AB: 6 vs. MINNESOTA, 5/27/17
- H: 2, 7X, LAST vs. MINNESOTA, 5/27/17
- R: 2 vs. NORTHWESTERN, 5/28/17
- 2B: 1, 3X, LAST vs. OHIO STATE, 4/8/18
- 3B: N/A
- HR: 1, 2X, LAST AT WESTERN ILLINOIS, 5/2/17
- RBI: 3 vs. NORTHERN ILLINOIS, 3/7/17
- BB: 3 vs. BUCKNELL, 3/11/17
- SB: 1, 2X, LAST vs. OAKLAND, 2/17/18
- PITCHING
- IP: 5.0, 2X, LAST vs. PENN STATE, 5/18/18
- H: 6 vs. MICHIGAN, 4/28/18
- R: 5 vs. NORTHERN ILLINOIS, 3/7/17
- ER: 5 vs. NORTHERN ILLINOIS, 3/7/17
- SO: 8 vs. PENN STATE, 5/18/18
- BB: 2, 4X, LAST vs. OKLAHOMA STATE, 5/6/18

SEASON HIGHLIGHTS

- Started nine games -- six at first base and three at designated hitter... hit .167 with three RBIs and 11 walks... went 1-0 with a 4.12 ERA in 13 appearances, including one start... had 37 strikeouts over 39 1/3 innings
- Tossed 3 2/3 shutout innings against Ohio State (5/24), scattering three hits in the Big Ten Tournament... pitched a career-high five innings against Penn State (5/18)... allowed one run on two hits and had a career-high eight strikeouts
- Went 3 2/3 innings, scattering four hits and allowing two runs in the series finale against No. 12 Oklahoma State (5/6)
- Logged a career-long five innings in relief at No. 25 Minnesota (4/21), allowing one run on three hits and fanning three
- Had the game-winning RBI double in the eighth inning in Iowa's 2-1 series-clinching victory over Ohio State (4/8)... also tossed three shutout innings in relief, scattering three hits and striking out three in game one against OSU (4/7)
- Tossed a career-high 4 1/3 innings in game two at Illinois, allowing two runs on four hits and punching out four... made his first start of the season against Loras College (3/21), allowing one hit and striking out three over four shutout innings

CAREER STATS

YEAR	AVG.	G-GS	AB	R	H	2B	3B	HR	RBIS	BB	HBP	SO	SB-A
2017	.270	37-31	111	11	30	1	0	2	16	19	4	27	1-3
2018	.167	18-9	30	3	5	2	0	0	3	11	2	8	1-1
TOTALS	.248	55-40	141	14	35	3	0	2	19	30	6	35	2-4

YEAR	ERA	W-L	APP	GS	CG	SHO	SV	IP	H	R	ER	BB	SO
2017	7.59	1-0	10	5	0	0/0	0	21.1	28	20	18	10	23
2018	4.12	1-0	13	1	0	0/0	0	39.1	40	20	18	11	37
TOTALS	5.34	2-0	23	6	0	0/0	0	60.2	68	40	36	21	60

Instagram: [UIBaseball](#)



Twitter: [@UIBaseball](#)



Facebook: [iowabaseball](#)

8 LUKE FARLEY

Jr. • OF • 6-0 • 215
Denver, Iowa • Waterloo Columbus HS



2018 GAME-BY-GAME STATS

#8 Farley, Luke - 20 games (All games)

Date	Opponent	Pos	AB	R	H	RBI	2B	3B	HR	BB	SB	CS	HBP	SAC	SF	GDP	K	PO	A	E	Avg
Feb 17	vs Oakland	ph	1	0	0	0	0	0	0	0	0	0	0	0	0	0	1	0	0	0	.000
Feb 24	vs Ball St.	ph/of	1	1	1	1	0	0	1	0	0	0	0	0	0	0	0	0	0	0	.500
Feb 27	CORNELL COLLEGE	of	1	1	0	0	0	0	0	0	0	0	1	0	0	0	2	0	0	0	.333
Mar 04	at UAB	ph/of	1	0	0	0	0	0	0	0	0	0	0	0	0	0	1	0	0	0	.250
Mar 10	at UNLV	*of	3	1	0	0	0	0	0	0	0	0	0	0	0	0	1	0	0	0	.143
Mar 14	vs Missouri State	ph	1	0	0	0	0	0	0	0	0	0	0	0	0	0	0	0	0	0	.125
Mar 18	EVANSVILLE	ph	1	0	0	0	0	0	0	0	0	0	0	0	0	0	0	0	0	0	.111
Mar 21	LORAS COLLEGE	ph	1	0	0	0	0	0	0	0	0	0	0	0	0	0	1	0	0	0	.100
Mar 31	at Illinois	ph/of	3	1	2	0	1	1	0	0	0	0	0	0	0	0	0	0	0	0	.231
Apr 04	GRAND VIEW	ph	1	0	0	0	0	0	0	0	0	0	0	0	0	0	0	0	0	0	.214
Apr 07	OHIO STATE-1	ph	1	0	0	0	0	0	0	0	0	0	0	0	0	0	0	0	0	0	.200
Apr 08	OHIO STATE	ph	1	0	0	0	0	0	0	0	0	0	0	0	0	0	1	0	0	0	.188
Apr 11	COE COLLEGE	of	3	0	0	0	0	0	0	0	0	0	0	0	0	0	1	1	0	1	.158
Apr 25	MILWAUKEE	ph/of	1	0	0	0	0	0	0	0	0	0	0	0	0	0	0	1	0	0	.150
Apr 28	MICHIGAN	ph	1	0	1	0	0	0	0	0	0	0	0	0	0	0	0	0	0	0	.190
Apr 29	MICHIGAN	ph	1	0	0	0	0	0	0	0	0	0	0	0	0	0	1	0	0	0	.182
May 01	MISSOURI	of	1	0	0	0	0	0	0	0	0	0	0	0	0	0	0	0	0	0	.174
May 05	OKLAHOMA STATE	ph/of	2	0	1	0	1	0	0	0	0	0	0	0	0	0	0	0	0	0	.200
May 06	OKLAHOMA STATE	*dh	3	0	0	1	0	0	0	0	0	0	0	0	0	1	1	0	0	0	.179
May 15	at Western Illinois	ph	2	0	0	0	0	0	0	0	0	0	0	0	0	0	2	0	0	0	.167
Totals		2gs	30	4	5	2	2	1	0	1	0	0	1	0	0	1	10	4	0	1	.167

On base pct. .219 • Slugging pct. .300

CAREER-HIGHS

- AB: 4 vs. UNLV, 3/31/17
- H: 2, 3X, LAST AT ILLINOIS, 3/31/18
- R: 2, 3X, LAST vs. SAVANNAH STATE, 3/13/16
- 2B: 1, 6X, LAST vs. OKLAHOMA STATE, 5/5/18
- 3B: 1 AT ILLINOIS, 3/31/18
- HR: 1 vs. MICHIGAN, 4/23/16
- RBI: 4 vs. NORTHWESTERN COLLEGE, 3/8/16
- BB: 2, 2X, vs. MICHIGAN, 4/24/16
- SB: 1 vs. UNLV, 3/31/17

SEASON HIGHLIGHTS

- Appeared in 20 games, making two starts -- once in left field and once as the DH... hit .167 (5-for-30) with four runs and two RBIs
- Finished 2-for-3 with a double, triple, and run scored in game two at No. 22 Illinois (3/31)

CAREER STATS

YEAR	AVG.	G-GS	AB	R	H	2B	3B	HR	RBIS	BB	HBP	SO	SB-A
2016	.239	29-14	46	10	11	3	0	1	12	13	2	16	1-1
2017	.235	22-7	34	3	8	1	0	0	1	7	1	18	1-2
2018	.167	20-2	30	4	5	2	1	0	2	1	1	10	0-0
TOTALS	.218	71-23	110	17	24	6	1	1	15	21	4	44	2-3



10 DEREK LIEURANCE

RS So. • RHP • 6-0 • 200
 Cascade, Iowa • NIACC • Cascade HS



2018 GAME-BY-GAME STATS

#10 Lieurance, Derek - 7 appearances (All games)

Date	Opponent	GS	IP	H	R	ER	BB	SO	2B	3B	HR	WP	BK	HBP	IBB	Score	W-L	Sv	ERA	NP
Feb 27	CORNELL COLLEGE		1.0	0	0	0	0	1	0	0	0	0	0	0	0	15-1	0-0	0	0.00	-
Mar 10	at UNLV		0.1	0	2	2	1	0	0	0	0	1	0	1	0	2-11	0-0	0	13.50	10
Apr 04	GRAND VIEW		1.0	0	0	0	0	1	0	0	0	0	0	0	0	4-2	0-0	0	7.71	11
Apr 11	COE COLLEGE		2.0	1	0	0	0	2	0	0	0	1	0	0	0	16-1	1-0	0	4.15	37
Apr 13	at Nebraska-2		0.2	0	1	1	3	0	0	0	0	0	0	0	0	4-10	1-0	0	5.40	27
May 01	MISSOURI		0.2	0	0	0	0	2	0	0	0	0	0	0	0	16-17	1-0	0	4.76	11
May 05	OKLAHOMA STATE		0.2	1	2	0	1	1	0	0	1	0	0	1	0	16-14	1-0	0	4.26	19
Totals		0	6.1	2	5	3	5	7	0	0	1	2	0	2	0	73-56	1-0	0	4.26	-

CAREER-HIGHS

IP: 2.0 vs. COE COLLEGE, 4/11/18

H: 1 vs. COE COLLEGE, 4/11/18

R: 2, 2X, LAST vs. OKLAHOMA STATE, 5/5/18

ER: 2 at UNLV, 3/10/18

SO: 2, 2X, LAST vs. MISSOURI, 5/1/18

BB: 3 at NEBRASKA, 4/13/18

SEASON HIGHLIGHTS

- Went 1-0 with a 4.26 ERA in seven appearances... had seven strikeouts in 6 1/3 innings
- Pitched 2/3 of an inning against Missouri (5/1), striking out both batters he faced
- Earned his first career victory, tossing two shutout innings against Coe College (4/11)... allowed one hit and fanned two
- Made his Hawkeye debut against Cornell College (2/27), tossing a perfect inning, fanning one


CAREER STATS

YEAR	ERA	W-L	APP	GS	CG	SHO	SV	IP	H	R	ER	BB	SO
2018	4.26	1-0	7	0	0	0/0	0	6.1	2	5	3	5	7
TOTALS	4.26	1-0	7	0	0	0/0	0	6.1	2	5	3	5	7



11 COLE MCDONALD

Jr. • RHP • 6-1 • 205
New Hampton, Iowa • New Hampton HS



2018 GAME-BY-GAME STATS

#11 McDonald, Cole - 11 appearances (All games)

Date	Opponent	GS	IP	H	R	ER	BB	SO	2B	3B	HR	WP	BK	HBP	IBB	Score	W-L	Sv	ERA	NP
Feb 17	vs Oakland	*	3.0	7	5	5	1	1	0	0	1	0	0	0	0	8-6	0-0	0	15.00	51
Feb 25	at New Orleans	*	7.0	3	2	0	1	4	0	0	0	0	0	1	0	8-2	1-0	0	4.50	88
Mar 04	at UAB	*	5.0	5	1	1	1	4	0	0	0	0	0	0	0	0-4	1-1	0	3.60	82
Mar 11	at UNLV	*	4.1	6	3	3	1	3	1	0	2	0	0	0	0	3-13	1-1	0	4.19	88
Mar 18	EVANSVILLE	*	5.0	5	2	1	3	4	1	0	0	0	0	0	0	4-3	1-1	0	3.70	85
Apr 01	at Illinois	*	6.1	5	2	2	4	6	0	0	0	0	0	0	1	4-2	2-1	0	3.52	113
Apr 08	OHIO STATE	*	6.0	3	1	1	1	8	0	0	1	0	0	0	0	2-1	2-1	0	3.19	95
Apr 22	at Minnesota	*	7.0	4	1	1	2	7	1	0	0	0	0	0	0	5-3	3-1	0	2.89	94
Apr 29	MICHIGAN	*	3.2	6	5	5	0	4	1	0	1	0	0	1	0	7-5	3-1	0	3.61	78
May 18	PENN STATE	*	4.0	1	0	0	2	7	0	0	0	0	0	0	0	9-1	3-1	0	3.33	65
May 24	vs Ohio State	*	4.1	7	2	1	1	4	1	0	0	0	0	0	0	0-2	3-2	0	3.23	77
Totals		11	55.2	52	24	20	17	52	5	0	5	0	0	2	1	50-42	3-2	0	3.23	-

CAREER-HIGHS

IP: 7.0, 2X, LAST AT MINNESOTA, 4/22/18
 H: 7, 2X, LAST VS. OAKLAND, 2/17/18
 R: 5, 2X, LAST VS. MICHIGAN, 4/29/18
 ER: 5, 2X, LAST VS. MICHIGAN, 4/29/18
 SO: 8 vs. OHIO STATE, 4/8/18
 BB: 4, 2X, LAST AT ILLINOIS, 4/1/18

SEASON HIGHLIGHTS

- Went 3-2 with a 3.23 ERA in 11 starts... had 52 strikeouts in 55 2/3 innings... allowed two earned runs or fewer in eight of his 11 starts... went 2-0 with a 3.00 ERA in Big Ten play... ERA ranks 13th and .196 batting average against is second-best in league games... missed two starts (Indiana, Nebraska) because of cancelled games and two starts (Oklahoma State, Northwestern) because of injury
- Ranked 12th in the Big Ten in ERA (3.23) and tied for 13th in strikeouts looking (19)
- Returned to the rotation May 18 against Penn State... allowed one hit over four shutout innings and fanned seven in an abbreviated 65-pitch start... topped out at 94 miles per hour in the start
- Left the game against Michigan (4/29) with elbow tightness, which forced him to miss his May 6 and May 13 starts against No. 12 Oklahoma State and Northwestern
- Recorded his third victory (and third straight quality start) at No. 25 Minnesota... allowed one run on four hits over seven innings... had seven strikeouts and two walks
- Notched his second straight quality start (third of the season), allowing one run on three hits over six innings in a no-decision against Ohio State (4/8)... had a career-high eight strikeouts... earned his first Big Ten victory, allowing two runs on five hits over 6 1/3 innings in the series-clinching win at No. 22 Illinois (4/1)... had a season-high six strikeouts, which tied a career-high... allowed one run on five hits over five innings and had four strikeouts to one walk in a loss at UAB (3/4)... notched his first career quality start and first victory of the season against New Orleans (2/25)... allowed two unearned runs over seven innings and scattered three hits... had four strikeouts to one walk... started game two of the season against Oakland (2/16)

CAREER STATS

YEAR	ERA	W-L	APP	GS	CG	SHO	SV	IP	H	R	ER	BB	SO
2016	3.33	4-1	10	8	0	0/2	0	24.1	23	9	9	6	29
2017	6.96	2-4	13	11	0	0/0	0	42.2	52	34	33	22	39
2018	3.23	3-2	11	11	0	0/0	0	55.2	52	24	20	17	52
TOTALS	4.55	9-7	34	30	0	0/2	0	122.2	127	67	62	45	120

Instagram: [UIBaseball](#)



Twitter: [@UIBaseball](#)



Facebook: [iowabaseball](#)

12 NICK NELSEN

Sr. • RHP • 6-2 • 180

West Des Moines, Iowa • Johnson County CC • Valley HS



2018 GAME-BY-GAME STATS

#12 Nelsen, Nick - 28 appearances (All games)

Date	Opponent	GS	IP	H	R	ER	BB	SO	2B	3B	HR	WP	BK	HBP	IBB	Score	W-L	Sv	ERA	NP
Feb 17	vs Oakland		2.2	1	0	0	1	4	0	0	0	0	1	0	0	8-6	1-0	0	0.00	43
Feb 24	vs Ball St.		0.2	3	2	2	0	2	0	0	1	0	0	1	0	6-14	1-0	0	5.40	29
Mar 03	at UAB		0.1	0	0	0	0	1	0	0	0	0	0	0	0	11-3	1-0	0	4.91	5
Mar 10	at UNLV		0.1	2	1	1	0	0	1	0	0	0	0	1	0	2-11	1-0	0	6.75	9
Mar 17	EVANSVILLE-1		1.0	3	2	1	0	1	1	0	0	0	0	0	0	10-3	1-0	0	7.20	9
Mar 20	SAINT LOUIS		0.2	0	0	0	1	0	0	0	0	0	0	0	0	6-7	1-0	0	6.35	8
Mar 21	LORAS COLLEGE		1.0	0	0	0	0	1	0	0	0	0	0	0	0	6-4	2-0	0	5.40	20
Mar 23	INDIANA-1		1.2	0	0	0	2	3	0	0	0	0	1	0	1	2-4	2-0	0	4.32	28
Mar 31	at Illinois		0.2	0	0	0	0	0	0	0	0	0	0	0	0	12-13	2-0	0	4.00	5
Apr 01	at Illinois		0.1	0	0	0	0	1	0	0	0	0	0	0	0	4-2	2-0	1	3.86	7
Apr 04	GRAND VIEW		1.2	0	0	0	0	4	0	0	0	0	0	0	0	4-2	2-0	2	3.27	19
Apr 07	OHIO STATE-2		2.0	1	0	0	0	1	0	0	0	0	0	0	0	9-5	2-0	2	2.77	23
Apr 13	at Nebraska-2		2.0	1	1	1	1	0	0	0	1	0	0	1	1	4-10	2-0	2	3.00	29
Apr 17	NORTHERN ILLINOIS		1.0	0	0	0	0	1	0	0	0	0	0	0	0	2-0	2-0	2	2.81	7
Apr 20	at Minnesota		0.1	1	1	1	0	0	1	0	0	0	0	0	0	3-4	2-1	2	3.31	4
Apr 21	at Minnesota		0.2	0	0	0	0	0	0	0	0	0	0	0	0	0-3	2-1	2	3.18	5
Apr 28	MICHIGAN		0.2	0	0	0	1	0	0	0	0	0	0	0	0	2-10	2-1	2	3.06	11
Apr 29	MICHIGAN		1.1	3	0	0	1	1	1	0	0	0	0	0	0	7-5	2-1	2	2.84	30
May 01	MISSOURI		2.0	4	4	4	1	1	1	0	0	0	0	0	0	16-17	2-1	2	4.29	37
May 04	OKLAHOMA STATE		1.2	1	0	0	1	3	0	0	0	0	0	0	0	6-7	2-1	2	3.97	28
May 05	OKLAHOMA STATE		1.0	1	0	0	0	1	0	0	0	0	0	0	0	16-14	2-1	2	3.80	13
May 06	OKLAHOMA STATE		0.1	0	0	0	0	0	0	0	0	0	0	1	0	11-3	2-1	2	3.75	3
May 11	at Northwestern		0.1	0	1	1	2	0	0	0	0	0	0	0	0	6-7	2-1	2	4.07	11
May 12	at Northwestern		3.0	0	0	0	0	3	0	0	0	0	0	0	0	0-4	2-1	2	3.62	32
May 15	at Western Illinois		0.2	0	0	0	0	0	0	0	0	0	0	0	0	5-4	2-1	3	3.54	8
May 19	PENN STATE		1.0	2	1	1	0	2	2	0	0	0	0	0	0	8-4	2-1	3	3.72	23
May 23	vs Michigan		0.1	1	0	0	0	0	0	0	0	0	0	0	0	1-2	2-1	3	3.68	5
May 24	vs Ohio State		0.2	0	0	0	0	1	0	0	0	0	0	0	0	0-2	2-1	3	3.60	4
Totals		0	30.0	24	13	12	11	31	7	0	2	0	2	4	2	167-170	2-1	3	3.60	-

CAREER HIGHS

IP: 4.0 vs. ALABAMA STATE, 2/25/17

H: 5 at NORTHWESTERN, 4/7/17

R: 5 vs. RUTGERS, 4/23/17

ER: 5 vs. RUTGERS, 4/23/17

SO: 4, 3X, LAST vs. GRAND VIEW, 4/4/18

BB: 2, 2X, LAST at NORTHWESTERN, 5/11/18

SEASON HIGHLIGHTS

- Went 2-1 with a 3.60 ERA in 28 appearances, which tied for third in the Big Ten... allowed 24 hits and 13 runs (12 earned) over 30 innings... had 31 strikeouts against 11 walks with three saves... made two or more appearances in six weekends.
- Logged a season-high three perfect innings at Northwestern (5/12), fanning three... notched his third save, getting a game-ending double play in the road win at Western Illinois (5/15)
- Made three appearances in the series win over No. 12 Oklahoma State (5/4-6)... didn't allow a run in three innings and struck out four
- Recorded his first save at No. 22 Illinois, striking out the game's final batter with runners on second and third with two outs in the ninth to clinch a road series win... got the final five outs -- four by strikeout -- to earn save No. 2 in a victory over Grand View (4/4)
- Notched his second win, tossing a perfect ninth inning in the walk-off win over Loras College (3/21)... earned his first career victory in the win over Oakland (2/17)... allowed one hit over 2 2/3 innings and tied a career-high with four strikeouts

CAREER STATS

YEAR	ERA	W-L	APP	GS	CG	SHO	SV	IP	H	R	ER	BB	SO
2017	6.35	0-3	26	0	0	0/0	0	28.1	36	24	20	10	20
2018	3.60	2-1	28	0	0	0/1	3	30.0	24	13	12	11	31
TOTALS	4.94	2-4	54	0	0	0/1	3	58.1	60	37	32	21	51

Instagram: [UIBaseball](#)



Twitter: [@UIBaseball](#)




Facebook: [iowabaseball](#)

13 MATT BERST

Fr. • C • 6-0 • 200

Cedar Rapids, Iowa • Cedar Rapids Kennedy HS



2018 GAME-BY-GAME STATS

#13 Berst, Matt - 10 games (All games)

Date	Opponent	Pos	AB	R	H	RBI	2B	3B	HR	BB	SB	CS	HBP	SAC	SF	GDP	K	PO	A	E	Avg	
Mar 18	EVANSVILLE	*c	2	0	0	0	0	0	0	0	0	0	0	0	0	0	0	2	8	0	0	.000
Mar 20	SAINT LOUIS	pr	0	1	0	0	0	0	0	0	0	0	0	0	0	0	0	0	0	0	0	.000
Mar 21	LORAS COLLEGE	*c	2	0	0	0	0	0	0	0	0	0	0	0	0	0	1	9	1	0	.000	
Apr 11	COE COLLEGE	ph/c	3	0	2	0	0	0	0	0	0	0	0	0	0	0	1	4	0	0	.286	
Apr 17	NORTHERN ILLINOIS	c	0	0	0	0	0	0	0	0	0	0	0	0	0	0	0	2	1	0	.286	
Apr 25	MILWAUKEE	c	1	0	0	0	0	0	0	0	0	0	0	0	0	0	0	7	0	0	.250	
Apr 28	MICHIGAN	c	0	0	0	0	0	0	0	0	0	0	0	0	0	0	0	0	0	0	.250	
May 04	OKLAHOMA STATE	pr	0	1	0	0	0	0	0	0	0	0	0	0	0	0	0	0	0	0	.250	
May 15	at Western Illinois	*c	1	0	0	0	0	0	0	0	0	0	0	1	0	0	1	4	1	0	.222	
May 18	PENN STATE	c	0	0	0	0	0	0	0	0	0	0	0	0	0	0	0	2	0	0	.222	
Totals		3gs	9	2	2	0	0	0	0	0	0	0	0	1	0	0	5	36	3	0	.222	

On base pct. .222 • Slugging pct. .222

CAREER-HIGHS

AB: 3 vs. COE COLLEGE, 4/11/18

H: 2 vs. COE COLLEGE, 4/11/18

R: 1, 2X, LAST vs. OKLAHOMA STATE, 5/4/18

2B: --

3B: --

HR: --

RBI: --

BB: --

SB: --

SEASON HIGHLIGHTS

- Reserve catcher... started three games behind the plate... hit .222 in seven games
- Had his first career hit in the 16-1 victory over Coe College (4/11)... finished 2-for-3 in the game to tally his first career multi-hit game
- Made his first career start against Evansville (3/18)
- Prepped at Cedar Rapids Kennedy High School where he was a teammate of closer Zach Daniels.


CAREER STATS

YEAR	AVG.	G-GS	AB	R	H	2B	3B	HR	RBI	BB	HBP	SO	SB-A
2018	.222	10-3	9	2	2	0	0	0	0	0	0	5	0-0
TOTALS	.222	10-3	9	2	2	0	0	0	0	0	0	5	0-0



14 ZION PETTIGREW

Fr • IF • 6-1 • 170
Chicago, Ill. • Mount Carmel HS



2018 GAME-BY-GAME STATS

#14 Pettigrew, Zion - 14 games (All games)

Date	Opponent	Pos	AB	R	H	RBI	2B	3B	HR	BB	SB	CS	HBP	SAC	SF	GDP	K	PO	A	E	Avg
Feb 27	CORNELL COLLEGE	ph/2b	3	1	1	1	0	0	0	0	0	0	0	0	0	0	1	1	0	0	.333
Mar 04	at UAB	2b	0	0	0	0	0	0	0	0	0	0	0	0	0	0	0	0	0	0	.333
Mar 10	at UNLV	2b	1	0	0	0	0	0	0	0	0	0	0	0	0	0	0	0	1	0	.250
Mar 14	vs Missouri State	pr	0	0	0	0	0	0	0	0	0	0	0	0	0	0	0	0	0	0	.250
Mar 18	EVANSVILLE	ph	1	0	1	1	0	0	0	0	0	0	0	0	0	0	0	0	0	0	.400
Mar 20	SAINT LOUIS	ph/2b	2	0	0	0	0	0	0	0	0	0	0	0	0	0	1	1	1	0	.286
Mar 21	LORAS COLLEGE	2b	1	0	0	0	0	0	0	0	0	0	0	0	0	0	1	0	1	0	.250
Mar 23	INDIANA-1	2b	0	0	0	0	0	0	0	0	0	0	0	0	0	0	0	0	1	1	.250
Mar 31	at Illinois	ph/2b	3	1	1	1	0	0	0	1	0	0	0	0	0	1	0	2	2	0	.273
Apr 11	COE COLLEGE	2b	1	0	0	0	0	0	2	0	0	0	0	0	0	0	0	1	1	0	.250
Apr 25	MILWAUKEE	ph/2b	2	0	0	0	0	0	0	0	0	0	0	0	0	0	2	0	1	1	.214
Apr 28	MICHIGAN	ph	1	0	0	0	0	0	0	0	0	0	0	0	0	0	0	0	0	0	.200
May 04	OKLAHOMA STATE	ph	1	0	0	0	0	0	0	0	0	0	0	0	0	0	0	0	0	0	.188
May 15	at Western Illinois	2b	2	0	0	0	0	0	0	0	0	0	0	0	0	0	1	1	3	0	.167
Totals		Ogs	18	2	3	3	0	0	0	3	0	0	0	0	0	1	6	7	11	1	.167

On base pct. .286 • Slugging pct. .167

CAREER-HIGHS

AB: 3, 2X, LAST AT ILLINOIS, 3/31/18

H: 1, 3X, LAST AT ILLINOIS, 3/31/18

R: 1, 2X, LAST AT ILLINOIS, 3/31/18

2B: --

3B: --

HR: --

RBI: 1, 3X, LAST AT ILLINOIS, 3/31/18

BB: 2 vs. COE COLLEGE, 4/11/18

SB: --

SEASON HIGHLIGHTS

- Reserve infielder who appeared in 14 games... hit .167 with two runs and three RBIs
- Went 1-for-3 with a run and RBI in game two at No. 22 Illinois (3/31)... had a pinch-hit, game-tying RBI single against Evansville (3/18)... made his Iowa debut against Cornell College (2/27), finishing 1-for-3 with a run and RBI

CAREER STATS

YEAR	AVG.	G-GS	AB	R	H	2B	3B	HR	RBIS	BB	HBP	SO	SB-A
2018	.167	14-0	18	2	3	0	0	0	3	3	0	6	0-0
TOTALS	.167	14-0	18	2	3	0	0	0	3	3	0	6	0-0



16 TANNER WETRICH

Jr. • IF • 6-0 • 180
Moberly, Mo. • Mineral Area CC • Moberly



2018 GAME-BY-GAME STATS

#16 Wetrich, Tanner - 35 games (All games)

Date	Opponent	Pos	AB	R	H	RBI	2B	3B	HR	BB	SB	CS	HBP	SAC	SF	GDP	K	PO	A	E	Avg	
Feb 16	vs Toledo	*of	3	0	0	0	0	0	0	0	0	0	0	0	0	0	1	0	0	1	.000	
Feb 23	vs Virginia Tech	ph/dh	2	0	0	0	0	0	0	0	0	0	0	0	0	0	1	0	0	0	.000	
Feb 24	vs Ball St.	*ss	4	2	2	0	0	0	0	0	1	0	0	0	0	0	2	1	2	1	.222	
Feb 25	at New Orleans	ph/dh	2	0	2	0	1	0	0	0	0	0	0	0	0	0	0	0	0	0	.364	
Feb 27	CORNELL COLLEGE	*of	2	2	1	0	0	1	0	1	0	0	0	0	0	0	1	2	0	0	.385	
Mar 02	at UAB	*dh	3	0	0	0	0	0	0	0	0	0	0	0	0	1	1	0	0	0	.312	
Mar 04	at UAB	ph	2	0	0	0	0	0	0	0	0	0	0	0	0	0	0	0	0	0	.278	
Mar 09	at UNLV	ph/of	2	0	0	0	0	0	0	0	0	0	0	0	0	0	1	1	0	0	.250	
Mar 10	at UNLV	*2b	2	0	0	0	0	0	0	0	0	0	1	0	0	0	0	0	1	0	.227	
Mar 11	at UNLV	ph	1	0	0	0	0	0	0	0	0	0	0	0	0	0	0	1	0	0	.217	
Mar 17	EVANSVILLE-1	ph/of	3	1	3	3	2	0	0	1	0	0	0	0	0	0	0	2	3	2	.308	
Mar 17	EVANSVILLE-2	*of	2	0	0	0	0	0	0	0	0	0	0	0	0	0	2	1	0	0	.286	
Mar 18	EVANSVILLE	*of	1	1	0	0	0	0	0	1	0	0	1	0	0	0	0	2	0	1	.276	
Mar 21	LORAS COLLEGE	*2b	1	0	0	0	0	0	0	1	0	0	0	0	0	0	0	0	2	1	.267	
Mar 28	BRADLEY	ph	0	1	0	0	0	0	0	1	1	0	0	0	0	0	0	0	0	0	.267	
Mar 30	at Illinois	ph	0	0	0	0	0	0	0	1	0	0	0	0	0	0	0	0	0	0	.267	
Mar 31	at Illinois	*of	3	1	1	4	0	0	1	1	0	0	0	0	1	0	0	2	0	0	.273	
Apr 01	at Illinois	*of	3	1	1	0	0	0	1	1	1	1	0	0	0	0	1	2	0	0	.278	
Apr 07	OHIO STATE-1	*of	2	0	0	0	0	0	0	0	0	0	0	0	0	0	2	1	0	0	.263	
Apr 07	OHIO STATE-2	pr	0	1	0	0	0	0	0	0	0	0	0	0	0	0	0	0	0	0	.263	
Apr 11	COE COLLEGE	ph/ss	3	0	0	0	0	0	0	0	0	0	0	0	0	0	0	0	1	0	.244	
Apr 13	at Nebraska-2	*of	3	0	0	0	0	0	0	0	0	0	0	0	0	0	0	1	3	0	.227	
Apr 21	at Minnesota	*of	4	0	2	0	0	0	0	0	0	0	0	0	0	0	1	2	0	0	.250	
Apr 22	at Minnesota	*of	4	1	1	0	0	0	0	0	0	0	0	0	0	0	1	4	0	0	.250	
Apr 25	MILWAUKEE	*of/ss	4	3	2	2	1	0	0	1	0	0	0	0	0	0	0	2	0	0	.268	
Apr 27	MICHIGAN	*of	4	0	2	1	0	0	0	0	1	0	0	0	0	0	2	2	0	0	.283	
Apr 28	MICHIGAN	*of	3	0	0	0	0	0	0	0	0	0	0	0	0	0	1	1	2	0	.270	
Apr 29	MICHIGAN	*of	3	0	0	0	0	0	0	0	0	0	0	0	0	0	1	0	2	0	.258	
May 01	MISSOURI	ph/of	2	0	0	0	0	0	0	0	0	0	0	0	0	0	0	1	0	0	.250	
May 04	OKLAHOMA STATE	*of	2	0	0	0	0	0	0	0	0	0	0	0	0	0	2	1	0	0	.243	
May 06	OKLAHOMA STATE	ph/dh	1	0	0	1	0	0	0	1	0	0	0	0	0	0	0	1	0	0	.239	
May 11	at Northwestern	dh	3	0	0	0	0	0	0	0	0	0	0	0	0	0	2	0	0	0	.230	
May 12	at Northwestern	ph	1	0	0	0	0	0	0	0	0	0	0	0	0	0	1	0	0	0	.227	
May 18	PENN STATE	ph/of	1	0	0	0	0	0	0	0	0	0	0	0	0	0	0	0	0	0	.224	
May 24	vs Ohio State	of	0	0	0	0	0	0	0	0	0	0	0	0	0	0	0	1	0	0	.224	
Totals			20gs	76	14	17	11	4	1	1	10	3	2	2	0	1	3	25	34	9	6	.224

On base pct. .326 • Slugging pct. .342

CAREER-HIGHS

AB: 4, 5X, LAST VS. MICHIGAN, 4/27/18

H: 3 vs. EVANSVILLE, 3/17/18

R: 3 vs. MILWAUKEE, 4/25/18

2B: 2 vs. EVANSVILLE, 3/17/18

3B: 1 vs. CORNELL COLLEGE, 2/27/18

HR: 1 AT ILLINOIS, 3/31/18

RBI: 4 AT ILLINOIS, 3/31/18

BB: 1, 10X, LAST VS. OKLAHOMA STATE, 5/6/18

SB: 1, 3X, LAST AT ILLINOIS, 4/1/18

SEASON HIGHLIGHTS

- Started 20 games -- 15 in left field, two at second base and at designated hitter, and one at shortstop... hit .224 (17-of-76) with 14 runs and 11 RBIs... hit safely in 10 games with six multi-hit contests -- five 2-hit, one 3-hit
- Finished 2-for-4 with an RBI in the series-opening victory over No. 7 Michigan (4/27)
- Went 2-for-4 with a career-high three runs and two RBIs against Milwaukee (4/25)... hit .375 (3-for-8) in a pair of starts at No. 25 Minnesota... went 2-for-4 in game two
- Finished 1-for-4 with a home run -- a three-run shot -- and a career-high four RBIs against No. 22 Illinois (3/31)... went 3-for-3 with two doubles and three RBIs in the game one win over Evansville (3/17)... went 2-for-4 with two runs against Ball State (2/24) for his first career hit... had a triple and scored twice against Cornell College (2/27)
- Was in the starting lineup in left field during the regular season opener against Toledo (2/16)

CAREER STATS

YEAR	AVG.	G-GS	AB	R	H	2B	3B	HR	RBIs	BB	HBP	SO	SB-A
2018	.224	35-20	76	14	17	4	1	1	11	10	2	25	3-5
TOTALS	.224	35-20	76	14	17	4	1	1	11	10	2	25	3-5



18 SHANE RITTER

Jr. • RHP • 6-4 • 205
Plainfield, Ill. • Plainfield South HS



2018 GAME-BY-GAME STATS

#18 Ritter, Shane - 17 appearances (All games)

Date	Opponent	GS	IP	H	R	ER	BB	SO	2B	3B	HR	WP	BK	HBP	IBB	Score	W-L	Sv	ERA	NP
Feb 16	vs Toledo		1.1	2	0	0	2	1	0	0	0	0	0	1	0	4-3	0-0	0	0.00	36
Feb 27	CORNELL COLLEGE		1.0	1	1	1	0	0	0	0	0	2	0	1	0	15-1	0-0	0	3.86	16
Mar 04	at UAB		1.0	1	0	0	0	0	1	0	0	0	0	0	0	0-4	0-0	0	2.70	11
Mar 09	at UNLV		1.0	2	1	1	2	1	1	0	0	0	0	0	1	0-4	0-0	0	4.15	23
Mar 11	at UNLV		0.1	1	0	0	0	0	0	0	0	1	0	0	0	3-13	0-0	0	3.86	6
Mar 14	vs Missouri State		1.2	0	0	0	1	3	0	0	0	1	0	0	0	3-8	0-0	0	2.84	23
Mar 17	EVANSVILLE-2		1.2	1	3	3	2	0	0	0	1	0	0	0	0	8-3	0-0	0	5.62	34
Mar 20	SAINT LOUIS		0.2	2	1	1	2	1	1	0	0	0	0	0	0	6-7	0-0	0	6.23	28
Mar 23	INDIANA-1		0.1	1	1	1	1	0	0	0	0	0	0	0	0	2-4	0-0	0	7.00	14
Mar 28	BRADLEY		0.0	0	0	0	2	0	0	0	0	0	0	0	0	13-9	0-0	0	7.00	11
Apr 04	GRAND VIEW		1.0	0	0	0	0	2	0	0	0	0	0	0	0	4-2	0-0	0	6.30	12
Apr 11	COE COLLEGE		1.0	0	0	0	0	0	0	0	0	0	0	0	0	16-1	0-0	0	5.73	5
Apr 17	NORTHERN ILLINOIS		1.0	0	0	0	1	1	0	0	0	0	0	0	0	2-0	0-0	0	5.25	17
Apr 25	MILWAUKEE		1.0	0	0	0	0	0	0	0	0	0	0	0	0	12-4	0-0	0	4.85	10
Apr 28	MICHIGAN		0.0	1	1	1	0	0	0	0	0	0	0	0	0	2-10	0-0	0	5.54	1
May 01	MISSOURI		0.0	0	1	1	3	0	0	0	0	0	0	0	0	16-17	0-0	0	6.23	17
May 15	at Western Illinois		0.0	1	3	3	1	0	0	0	0	0	0	1	0	5-4	0-0	0	8.31	10
Totals		0	13.0	13	12	12	17	9	3	0	1	4	0	3	1	111-94	0-0	0	8.31	-

CAREER HIGHS

IP: 4.0 vs. AIR FORCE, 4/12/16

H: 6 vs. AIR FORCE, 4/12/16

R: 4 vs. AIR FORCE, 4/12/16

ER: 4, 2X, LAST vs. MICHIGAN, 4/23/16

SO: 6 vs. AIR FORCE, 4/12/16

BB: 3, 3X, LAST vs. MISSOURI, 5/1/18

SEASON HIGHLIGHTS

- Went 0-0 with a 8.31 ERA in 17 appearances
- Tossed a season-high 1 2/3 shutout innings against Missouri State (3/14), fanning a season-high three strikeouts

CAREER STATS

YEAR	ERA	W-L	APP	GS	CG	SHO	SV	IP	H	R	ER	BB	SO
2016	3.00	2-1	13	2	0	0/2	0	27.0	26	10	9	14	19
2017	5.33	2-2	22	1	0	0/0	5	27.0	30	16	16	22	24
2018	8.31	0-0	17	0	0	0/1	0	13.0	13	12	12	17	9
TOTALS	4.97	4-3	52	3	0	0	5	67.0	69	38	37	53	52

Instagram: [UIBaseball](#)




Twitter: [@UIBaseball](#)



Facebook: [iowabaseball](#)

19 BEN PROBST

Fr. • RHP • 6-1 • 185
 Urbandale, Iowa • Dowling Catholic HS



2018 GAME-BY-GAME STATS

#19 Probst, Ben - 16 appearances (All games)

Date	Opponent	GS	IP	H	R	ER	BB	SO	2B	3B	HR	WP	BK	HBP	IBB	Score	W-L	Sv	ERA	NP
Feb 24	vs Ball St.		1.0	4	3	3	0	3	1	0	1	0	0	0	0	6-14	0-0	0	27.00	33
Feb 27	CORNELL COLLEGE		0.1	0	0	0	0	1	0	0	0	0	0	0	0	15-1	0-0	0	20.25	5
Mar 03	at UAB		1.0	3	2	1	0	1	0	0	0	0	0	0	0	11-3	0-0	0	15.43	24
Mar 11	at UNLV		1.0	1	2	0	0	0	0	0	0	0	0	0	1	3-13	0-0	0	10.80	15
Mar 17	EVANSVILLE-1		2.0	1	0	0	0	0	0	0	0	0	0	0	0	10-3	0-0	0	6.75	23
Mar 20	SAINT LOUIS		1.1	1	1	1	2	1	1	0	0	0	0	1	0	6-7	0-0	0	6.75	27
Mar 28	BRADLEY		1.0	1	0	0	0	0	0	0	0	0	1	0	0	13-9	0-0	0	5.87	17
Mar 31	at Illinois		0.2	0	0	0	0	0	0	0	0	0	0	0	0	12-13	0-0	0	5.40	2
Apr 04	GRAND VIEW		0.1	2	0	0	0	0	0	0	0	0	0	0	0	4-2	0-0	0	5.19	12
Apr 11	COE COLLEGE		1.0	0	0	0	0	1	0	0	0	0	0	0	0	16-1	0-0	0	4.66	12
Apr 17	NORTHERN ILLINOIS		2.0	0	0	0	2	1	0	0	0	0	0	0	0	2-0	0-0	0	3.86	31
Apr 25	MILWAUKEE		2.0	2	0	0	1	4	0	0	0	0	0	0	0	12-4	0-0	0	3.29	30
Apr 28	MICHIGAN		2.0	2	0	0	2	3	0	0	0	0	0	0	0	2-10	0-0	0	2.87	37
May 01	MISSOURI		2.1	4	4	4	1	2	1	0	0	1	0	1	0	16-17	0-0	0	4.50	47
May 05	OKLAHOMA STATE		1.0	0	0	0	1	3	0	0	0	0	0	0	0	16-14	1-0	0	4.26	20
May 13	at Northwestern		1.2	4	1	1	0	1	1	0	0	0	0	0	0	10-7	1-0	0	4.35	23
Totals		0	20.2	25	13	10	9	21	4	0	1	2	0	3	0	154-118	1-0	0	4.35	-

CAREER-HIGHS

IP: 2.1 vs. MISSOURI, 5/1/18
 H: 4, 3X, LAST AT NORTHWESTERN, 5/13/18
 R: 4 vs. MISSOURI, 5/1/18
 ER: 4 vs. MISSOURI, 5/1/18
 SO: 4 vs. MILWAUKEE, 4/25/18
 BB: 2, 3X, LAST vs. MICHIGAN, 4/28/18

SEASON HIGHLIGHTS

- Went 1-0 with a 4.35 ERA in 16 appearances... had 21 strikeouts in 20 2/3 innings
- Earned his first career victory, pitching a scoreless seventh inning in game two against No. 12 Oklahoma State (5/5)... struck out three
- Pitched a career-long 2 1/3 innings against Missouri (5/1)... tossed two shutout innings, allowing two hits and fanning a career-high four batters in the win over Milwaukee (4/25)
- Threw two shutout innings as he combined to post Iowa's first shutout against Northern Illinois (4/17)... tossed two shutout innings -- a career-high -- against Evansville (3/17), allowing one hit... made his Iowa debut against Ball State (2/24)

CAREER STATS

YEAR	ERA	W-L	APP	GS	CG	SHO	SV	IP	H	R	ER	BB	SO
2018	4.35	1-0	16	0	0	0/1	0	20.2	25	13	10	9	21
TOTALS	4.35	1-0	16	0	0	0/1	0	20.2	25	13	10	9	21



20 AUSTIN GUZZO

Sr. • C/3B • 6-2 • 200
 Brooklin, Ontario • All Saints Catholic HS



2018 GAME-BY-GAME STATS

#20 Guzzo, Austin - 45 games (All games)

Date	Opponent	Pos	AB	R	H	RBI	2B	3B	HR	BB	SB	CS	HBP	SAC	SF	GDP	K	PO	A	E	Avg
Feb 23	vs Virginia Tech	ph	0	0	0	0	0	0	0	0	0	0	1	0	0	0	0	0	0	0	.000
Feb 24	vs Ball St.	*dh	5	0	1	0	0	0	0	0	0	0	0	0	0	0	0	0	0	0	.200
Feb 25	at New Orleans	*dh	3	0	1	1	0	0	0	0	0	0	0	0	0	0	1	0	0	0	.250
Feb 27	CORNELL COLLEGE	ph/1b	3	1	1	0	0	0	0	0	0	0	0	0	0	0	1	1	0	0	.273
Mar 03	at UAB	ph	2	1	1	1	1	0	0	0	0	0	0	0	0	0	0	0	0	0	.308
Mar 04	at UAB	*dh	2	0	0	0	0	0	0	0	0	0	0	0	0	0	2	0	0	0	.267
Mar 09	at UNLV	*dh	3	0	2	0	0	0	1	0	0	0	0	0	0	0	0	0	0	0	.333
Mar 10	at UNLV	*dh	4	0	1	1	0	0	0	0	0	0	0	0	0	0	1	0	0	0	.318
Mar 11	at UNLV	*dh	3	0	0	0	0	0	1	0	0	0	0	0	0	0	1	0	0	0	.280
Mar 14	vs Missouri State	*1b	2	0	1	0	0	0	2	0	0	0	0	0	0	0	0	7	1	0	.296
Mar 17	EVANSVILLE-1	*1b	3	1	1	0	0	0	1	1	0	0	0	0	0	0	2	8	0	0	.300
Mar 17	EVANSVILLE-2	*1b	3	1	1	1	1	0	0	0	0	0	0	0	0	0	0	7	2	0	.303
Mar 18	EVANSVILLE	*1b	2	0	0	0	0	0	0	0	0	0	0	0	0	0	1	3	0	0	.286
Mar 20	SAINT LOUIS	*1b	3	2	1	0	0	0	1	0	0	0	0	0	0	0	2	4	1	1	.289
Mar 21	LORAS COLLEGE	ph/1b	2	1	1	2	0	0	1	0	0	0	0	0	0	0	1	1	0	0	.300
Mar 23	INDIANA-1	*1b	4	0	0	0	0	0	0	0	0	0	0	0	0	0	1	11	0	0	.273
Mar 23	INDIANA-2	*1b	3	1	1	0	0	0	2	0	0	0	0	0	0	0	1	6	1	0	.277
Mar 28	BRADLEY	*1b	5	1	1	2	0	0	1	0	0	0	0	0	0	0	2	9	1	1	.269
Mar 30	at Illinois	*1b	4	1	1	1	1	0	0	0	0	0	0	0	0	0	2	5	1	0	.268
Mar 31	at Illinois	ph/1b	1	1	0	0	0	0	1	0	0	0	0	0	0	0	0	1	0	0	.263
Apr 01	at Illinois	*1b	4	1	1	0	0	0	0	0	0	0	0	0	0	0	1	12	0	0	.262
Apr 04	GRAND VIEW	*1b	2	2	1	0	1	0	0	1	0	0	0	0	0	0	1	6	0	0	.270
Apr 07	OHIO STATE-1	ph	1	0	0	0	0	0	0	0	0	0	0	0	0	0	1	0	0	0	.266
Apr 07	OHIO STATE-2	*1b	1	1	1	1	0	0	3	0	0	0	0	0	0	0	0	6	0	0	.277
Apr 08	OHIO STATE	*1b	1	1	0	0	0	0	0	0	0	0	1	0	0	0	0	5	0	0	.273
Apr 11	COE COLLEGE	*1b	2	1	0	0	0	0	1	0	0	0	0	0	0	0	1	4	0	1	.265
Apr 13	at Nebraska-1	*1b	2	0	0	0	0	0	0	0	0	0	0	0	0	0	1	3	0	1	.257
Apr 13	at Nebraska-2	ph/1b	0	0	0	0	0	0	1	0	0	0	0	0	0	0	0	1	0	0	.257
Apr 17	NORTHERN ILLINOIS	ph	1	0	1	0	0	0	0	0	0	0	0	0	0	0	0	0	0	0	.268
Apr 20	at Minnesota	*1b	3	0	0	0	0	0	1	0	0	0	0	0	0	0	0	1	8	0	.257
Apr 21	at Minnesota	ph	1	0	0	0	0	0	0	0	0	0	0	0	0	0	1	0	0	0	.253
Apr 28	MICHIGAN	ph/1b	1	0	0	0	0	0	0	0	0	0	0	0	0	0	0	1	0	0	.250
Apr 29	MICHIGAN	*1b	2	1	1	2	0	0	1	1	0	0	0	0	0	0	1	4	0	0	.256
May 01	MISSOURI	*1b	5	2	2	0	0	0	1	0	0	1	0	0	0	0	2	8	0	0	.265
May 04	OKLAHOMA STATE	ph	1	0	0	0	0	0	0	0	0	0	0	0	0	0	1	0	0	0	.262
May 05	OKLAHOMA STATE	*dh	2	4	1	1	0	0	3	1	0	0	0	0	0	0	0	0	0	0	.267
May 06	OKLAHOMA STATE	*1b	5	0	2	0	1	0	0	0	0	0	0	0	0	0	2	3	1	0	.275
May 11	at Northwestern	*1b	1	0	1	0	0	0	0	0	0	0	0	0	0	0	0	2	0	0	.283
May 12	at Northwestern	*1b	3	0	0	0	0	0	0	0	0	0	0	0	0	0	2	7	0	0	.274
May 13	at Northwestern	ph/dh	3	0	0	0	0	0	0	0	0	0	0	0	0	0	0	0	0	0	.265
May 15	at Western Illinois	*dh	2	0	0	0	0	0	1	1	0	0	0	0	0	0	1	0	0	0	.260
May 17	PENN STATE	*dh	2	0	0	0	0	0	0	0	0	0	0	0	0	0	2	0	0	0	.255
May 18	PENN STATE	*dh	3	1	0	0	0	0	1	0	0	1	0	0	0	0	2	0	0	0	.248
May 19	PENN STATE	pr/dh	1	1	0	0	0	0	0	0	0	0	0	0	0	0	1	0	0	0	.245
May 24	vs Ohio State	*1b	4	0	1	0	0	0	0	0	0	0	0	0	0	0	1	5	0	0	.245
Totals			31gs	110	26	27	13	5	0	3	23	3	0	4	0	0	40	138	8	4	.245

On base pct. .394 • Slugging pct. .373

CAREER-HIGHS

AB: 5, 11X, LAST VS. OKLAHOMA STATE, 5/6/18

H: 3, 4X, LAST VS. RUTGERS, 4/21/17

R: 5 vs. NORTHWESTERN COLLEGE, 3/8/16

2B: 2 vs. MARYLAND, 3/25/16

3B: 1 vs. AIB, 3/11/15

HR: 1, 8X, LAST VS. MICHIGAN, 4/29/18

RBI: 3, 2X, LAST VS. ALABAMA STATE, 2/24/17

BB: 3, 2X, LAST VS. OKLAHOMA STATE, 5/5/18

SB: 1, 6X, LAST VS. OKLAHOMA STATE, 5/5/18

SEASON HIGHLIGHTS

- Started 31 games -- 21 at first base and 10 as the designated hitter... hit .245 (27-for-110) with 26 runs and 13 RBIs... hit safely in 24 games and reached safely in 31 contests... had three multi-hit games -- all two-hit contests
- Hit .375 in series win over No. 12 Oklahoma State (5/4-6)... went 2-for-5 with a double in the series finale... went 1-for-2 with a two-run home run in the series finale against No. 7 Michigan (4/29)... it was his third home run of the season... tallied a two-hit game against Missouri (5/1), finishing 2-for-5 with two runs scored
- Connected on his second home run of the season -- a two-run shot -- in Iowa's 13-9 victory over Bradley (3/28)... hit a walk-off, two-run home run in Iowa's 6-4 victory over Loras College (3/21)... it was his first career walk-off home run... had a pinch-hit RBI double in the game two victory at UAB (3/3)

CAREER STATS

YEAR	AVG.	G-GS	AB	R	H	2B	3B	HR	RBIS	BB	HBP	SO	SB-A
2015	.217	26-15	60	7	13	3	1	0	7	5	1	15	1-1
2016	.264	43-30	106	18	28	4	0	3	25	20	1	36	0-2
2017	.225	32-22	71	14	16	1	0	2	10	15	1	21	3-4
2018	.245	45-31	110	26	27	5	0	3	13	23	4	40	3-3
TOTALS	.242	146-98	347	65	84	13	1	8	55	63	7	112	7-10

Instagram: [UIBaseball](#)



Twitter: [@UIBaseball](#)



Facebook: [iowabaseball](#)

22 KOLE KAMPEN

RS Fr. • LHP • 6-1 • 230
Fort Dodge, Iowa • Fort Dodge HS



2018 GAME-BY-GAME STATS

#22 Kampen, Kole - 7 appearances (All games)

Date	Opponent	GS	IP	H	R	ER	BB	SO	2B	3B	HR	WP	BK	HBP	IBB	Score	W-L	Sv	ERA	NP
Feb 27	CORNELL COLLEGE		1.0	0	0	0	0	1	0	0	0	0	0	0	0	15-1	0-0	0	0.00	15
Mar 10	at UNLV		2.0	1	0	0	0	2	1	0	0	0	0	0	0	2-11	0-0	0	0.00	26
Mar 14	vs Missouri State		1.0	0	0	0	1	1	0	0	0	1	0	0	0	3-8	0-0	0	0.00	17
Mar 20	SAINT LOUIS		2.1	2	1	1	2	2	0	0	1	0	0	0	0	6-7	0-0	0	1.42	41
Mar 28	BRADLEY		0.1	3	4	3	1	0	0	0	1	0	0	0	0	13-9	0-0	0	5.40	14
Mar 31	at Illinois		0.1	3	2	2	2	1	1	0	1	0	0	0	0	12-13	0-0	0	7.71	23
May 15	at Western Illinois	*	2.0	2	1	1	1	2	0	0	0	0	1	0	0	5-4	0-0	0	7.00	37
Totals		1	9.0	11	8	7	7	9	2	0	3	1	1	0	0	56-53	0-0	0	7.00	-

CAREER-HIGHS

IP: 2.1 vs. SAINT LOUIS, 3/20/18
 H: 3, 2X, LAST AT ILLINOIS, 3/31/18
 R: 4 vs. BRADLEY, 3/28/18
 ER: 3 vs. BRADLEY, 3/28/18
 SO: 2, 3X, LAST AT WESTERN ILLINOIS, 5/15/18
 BB: 2, 2X, LAST AT ILLINOIS, 3/31/18

SEASON HIGHLIGHTS

- Went 0-0 with a 7.00 ERA in seven appearances with one start... had nine strikeouts to seven walks over nine innings
- Made his first career start at Western Illinois (5/15)... allowed one run on two hits and fanned a pair in two innings
- Made his Iowa debut against Cornell College (2/27), striking out one in a perfect inning of relief

CAREER STATS

YEAR	ERA	W-L	APP	GS	CG	SHO	SV	IP	H	R	ER	BB	SO
2018	7.00	0-0	7	1	0	0/0	0	9.0	11	8	7	7	9
TOTALS	7.00	0-0	7	1	0	0/0	0	9.0	11	8	7	7	9



24 NICK ALLGEYER

RS Jr. • LHP • 6-3 • 225
St. Louis, Mo. • St. John Vianney HS



2018 GAME-BY-GAME STATS

#24 Allgeyer, Nick - 15 appearances (All games)

Date	Opponent	GS	IP	H	R	ER	BB	SO	2B	3B	HR	WP	BK	HBP	IBB	Score	W-L	Sv	ERA	NP
Feb 16	vs Toledo	*	5.0	4	3	0	3	7	0	0	0	0	0	0	0	4-3	0-0	0	0.00	90
Feb 23	vs Virginia Tech	*	7.0	5	1	1	0	8	0	0	1	0	0	0	0	2-1	0-0	0	0.75	91
Mar 02	at UAB	*	6.2	4	1	1	1	4	1	0	0	0	1	1	0	4-1	1-0	0	0.96	90
Mar 09	at UNLV	*	6.0	6	3	3	2	5	2	0	0	1	0	1	0	0-4	1-1	0	1.82	92
Mar 17	EVANSVILLE-1	*	6.0	4	1	1	2	4	2	0	0	0	0	0	0	10-3	2-1	0	1.76	81
Mar 23	INDIANA-1	*	7.0	10	3	3	1	5	1	0	2	0	0	0	0	2-4	2-2	0	2.15	86
Mar 30	at Illinois	*	6.1	7	5	3	1	8	2	0	2	0	0	2	0	8-5	3-2	0	2.45	77
Apr 07	OHIO STATE-1	*	6.0	5	2	1	3	8	2	0	0	0	0	0	1	1-2	3-3	0	2.34	122
Apr 13	at Nebraska-1	*	7.0	5	1	0	4	4	1	0	0	0	0	0	0	7-1	4-3	0	2.05	82
Apr 20	at Minnesota	*	6.1	6	3	3	2	6	0	0	0	0	0	0	0	3-4	4-3	0	2.27	91
Apr 27	MICHIGAN	*	7.0	5	1	1	2	8	1	0	0	0	0	0	0	4-2	5-3	0	2.18	106
May 04	OKLAHOMA STATE	*	6.0	9	7	6	1	9	2	1	2	0	0	0	0	6-7	5-4	0	2.71	100
May 11	at Northwestern	*	6.2	6	3	2	1	4	1	0	2	0	0	0	0	6-7	5-4	0	2.71	89
May 17	PENN STATE	*	7.0	5	0	0	2	6	0	0	0	0	0	0	0	3-1	5-4	0	2.50	93
May 23	vs Michigan	*	7.0	4	1	1	3	9	1	0	1	0	0	0	0	1-2	5-4	0	2.41	97
Totals		15	97.0	85	35	26	28	95	16	1	10	1	1	4	1	61-47	5-4	0	2.41	-

CAREER-HIGHS

IP: 7.0, 6X, LAST VS. MICHIGAN, 5/23/18
H: 10 vs. INDIANA, 3/23/18
R: 7 vs. OKLAHOMA STATE, 5/4/18
ER: 6 vs. OKLAHOMA STATE, 5/4/18
SO: 9, 2X, LAST VS. MICHIGAN, 5/23/18
BB: 4 AT NEBRASKA, 4/13/18

SEASON HIGHLIGHTS

- Selected in the 12th Round of the 2018 Major League Baseball First-Year Player Draft by the Toronto Blue Jays... was the 356th pick
- First-team All-Big Ten selection... went 5-4 with a 2.41 ERA in 15 starts with 95 strikeouts in 97 innings... had 49 strikeouts in eight Big Ten starts, which were second in the league... two-time Big Ten Pitcher of the Week honoree... the 95 strikeouts were the second-most in a single season in school history, while the 97 innings are sixth-most
- Went at least five innings in all 15 starts and allowed one earned run or fewer in nine starts... had 13 quality starts, including 10 straight from Week 2-12... had seven starts with seven or more strikeouts, including a career-high nine against No. 12 Oklahoma State and in the Big Ten Tournament against Michigan (5/23)
- Ranked in the top-14 in the Big Ten in five different pitching categories... second in strikeouts (95) and innings (97.0), fourth in ERA (2.41), tied for sixth in strikeouts looking (26), and 14th in batting average against (.235)... in league games, was second in strikeouts (49), third in innings (53.1) and ERA (2.19) and sixth in strikeouts looking (15)
- Went seven innings, allowing one run on four hits in a no-decision against Michigan in the Big Ten Tournament to tally his 13th quality start... tied a career-high with nine strikeouts
- Tossed seven innings of five-hit ball in a no-decision against Penn State (5/17)... struck out six in the start... it was his 12th quality start of the season
- Earned his second Big Ten Pitcher of the Week honor April 30 and fifth win after scattering five hits and allowing one earned run in a win over No. 7 Michigan (4/27)... tied a career-high with eight strikeouts against two walks... the win snapped the Wolverines' 20-game winning streak... it was his 10th straight quality start
- Recorded his fourth win, allowing one unearned run on five hits over seven innings at Nebraska (4/13)... tied a career-high with eight strikeouts against Ohio State (4/7) where he was the tough-luck loser... allowed two runs (one earned) over six innings in a 2-1 loss... notched his first Big Ten victory (third overall win), allowing five runs (three earned) over 6 1/3 innings in the series opener at No. 22 Illinois... tied a season and career-high with eight strikeouts against one walk... recorded win No. 2, allowing one run on four hits over six innings in a victory over Evansville (3/17)... had four strikeouts against two walks... it was his fourth straight quality start
- Notched his first victory as a starter, allowing one run on four hits over 6 2/3 innings at UAB (3/2)... had four strikeouts to one walk... tallied his first career quality start, allowing one run on five hits over seven innings against Virginia Tech (2/23)... the seven innings were a career long... had a career-best eight strikeouts without issuing a walk.
- Went five innings, allowing three unearned runs on four hits in his first Friday start against Toledo (2/16)... had seven strikeouts to three walks
- One of four team captains for 2018 season

CAREER STATS

YEAR	ERA	W-L	APP	GS	CG	SHO	SV	IP	H	R	ER	BB	SO
2015	3.48	2-0	10	0	0	0/0	2	10.1	8	4	4	6	6
2016	3.44	0-0	22	1	0	0/1	1	36.2	28	16	14	11	32
2017	--	--	--	--	--	--	--	--	--	--	--	--	--
2018	2.41	5-4	15	15	0	0/0	0	97.0	85	35	26	28	95
TOTALS	2.75	7-4	47	16	0	0/1	3	144.0	121	55	44	45	133

Instagram: [UIBaseball](#)



Twitter: [@UIBaseball](#)



Facebook: [iowabaseball](#)

27 BRADY SCHANUEL

Jr. • RHP • 6-3 • 210

Swansea, Ill. • Parkland College • Belleville East HS



2018 GAME-BY-GAME STATS

#27 Schanuel, Brady - 14 appearances (All games)

Date	Opponent	GS	IP	H	R	ER	BB	SO	2B	3B	HR	WP	BK	HBP	IBB	Score	W-L	Sv	ERA	NP
Feb 18	vs Old Dominion	*	3.2	2	0	0	2	4	1	0	0	0	0	2	0	4-1	1-0	0	0.00	61
Feb 24	vs Ball St.	*	3.1	5	7	6	4	4	0	0	1	1	0	0	0	6-14	1-1	0	7.71	82
Mar 03	at UAB	*	5.0	1	0	0	4	7	1	0	0	0	0	0	0	11-3	2-1	0	4.50	82
Mar 10	at UNLV	*	5.0	5	2	2	4	4	3	0	0	2	0	1	0	2-11	2-2	0	4.24	94
Mar 17	EVANSVILLE-2	*	5.0	1	0	0	4	6	0	0	0	0	0	0	0	8-3	3-2	0	3.27	108
Mar 23	INDIANA-2	*	7.0	1	0	0	4	11	0	0	0	0	0	0	0	5-1	4-2	0	2.48	110
Mar 31	at Illinois	*	2.0	7	6	6	2	1	3	0	1	0	0	1	0	12-13	4-3	0	4.06	53
Apr 07	OHIO STATE-2	*	6.0	6	3	3	4	7	3	0	0	0	0	0	0	9-5	5-3	0	4.14	100
Apr 13	at Nebraska-2	*	3.0	5	4	4	3	5	2	0	2	0	0	0	0	4-10	5-4	0	4.72	76
Apr 21	at Minnesota	*	2.1	4	2	2	3	5	1	0	0	1	0	0	0	0-3	5-5	0	4.89	75
Apr 28	MICHIGAN	*	3.1	5	5	3	1	3	0	0	1	1	0	1	0	2-10	5-6	0	5.12	87
May 05	OKLAHOMA STATE	*	3.2	6	9	6	6	5	2	0	0	2	0	1	0	16-14	5-6	0	5.84	94
May 12	at Northwestern	*	2.2	3	3	3	2	2	0	0	0	0	0	0	0	0-4	5-7	0	6.06	57
May 19	PENN STATE	*	1.0	0	0	0	0	1	0	0	0	0	0	0	0	8-4	5-7	0	5.94	8
Totals		13	53.0	51	41	35	43	65	16	0	5	7	0	6	0	87-96	5-7	0	5.94	-

CAREER HIGHS

IP: 7.0 vs. INDIANA, 3/23/18

H: 7 at ILLINOIS, 3/31/18

R: 9 vs. OKLAHOMA STATE, 5/5/18

ER: 6, 3X, LAST vs. OKLAHOMA STATE, 5/5/18

SO: 11 vs. INDIANA, 3/23/18

BB: 6 vs. OKLAHOMA STATE, 5/5/18

SEASON HIGHLIGHTS

- Selected in the 27th Round of the Major League Baseball First-Year Player Draft by the Milwaukee Brewers... selected with the 815th pick
- Was Iowa's Saturday starter for a majority of the season... went 5-7 with a 5.94 ERA in 13 starts (14 appearances)... had 65 strikeouts -- tied for 13th in the Big Ten -- against 43 walks over 53 innings... allowed two or fewer hits in four starts... had 35 strikeouts in Big Ten play, which were 11th-most in the league
- Made his first relief appearance of the season against Penn State (5/19) -- a 1-2-3 inning
- Picked up his fifth win, posting a quality start in the victory over Ohio State (4/7)... allowed three runs on six hits over six innings, finishing with seven strikeouts... notched his fourth win, allowing one hit over seven shutout innings against No. 11 Indiana... had 11 strikeouts -- the most by a Hawkeye since 2004... retired the final 10 batters he faced
- Earned his third victory, allowing one hit over five innings against Evansville (3/17)... had six strikeouts in the game... allowed one hit over five innings and struck out seven in a road win at UAB (3/3) -- his second of the season... earned his first career victory, allowing no runs on two hits over 3 2/3 innings against Old Dominion (2/18)... had four strikeouts to two walks before leaving because of a predetermined pitch count
- Preseason All-Big Ten selection by Perfect Game... rated as the 51st-best starting pitcher in college baseball by D1Baseball.com
- Tabbed as the 90th-best prospect in D1Baseball's top-100 college prospects... also is the third-best draft prospect in the Big Ten by D1Baseball.com.

CAREER STATS

YEAR	ERA	W-L	APP	GS	CG	SHO	SV	IP	H	R	ER	BB	SO
2018	5.94	5-7	14	13	0	0/0	0	53.0	51	41	35	43	65
TOTALS	5.94	5-7	14	13	0	0/0	0	53.0	51	41	35	43	65



28 CHRIS WHELAN

RS Jr. • IF/OF • 6-1 • 190
Naperville, Ill. • Parkland College • Benet



2018 GAME-BY-GAME STATS

#28 Whelan, Chris - 38 games (All games)

Date	Opponent	Pos	AB	R	H	RBI	2B	3B	HR	BB	SB	CS	HBP	SAC	SF	GDP	K	PO	A	E	Avg
Mar 17	EVANSVILLE-1	*dh	5	2	2	0	0	0	0	0	0	0	0	0	0	0	0	0	0	0	.400
Mar 17	EVANSVILLE-2	*dh	3	2	2	0	0	0	2	0	0	0	0	0	0	0	0	0	0	0	.500
Mar 18	EVANSVILLE	*dh	4	0	1	0	0	0	0	0	0	0	0	0	0	0	0	0	0	0	.417
Mar 20	SAINT LOUIS	*dh	5	1	3	0	0	0	0	0	0	0	0	0	0	0	0	0	0	0	.471
Mar 21	LORAS COLLEGE	*dh	3	1	1	0	0	0	1	0	0	0	0	0	0	0	0	0	0	0	.450
Mar 23	INDIANA-1	*dh	4	0	0	0	0	0	0	0	0	0	0	0	0	0	0	0	0	0	.375
Mar 23	INDIANA-2	*dh	5	1	1	1	0	0	1	0	0	0	0	0	0	0	0	0	0	0	.345
Mar 28	BRADLEY	*dh	5	4	4	0	0	0	0	1	0	1	0	1	0	0	1	0	0	0	.412
Mar 30	at Illinois	*dh	4	1	1	0	0	0	1	0	0	0	0	0	0	0	1	0	0	0	.395
Mar 31	at Illinois	*dh	4	2	2	0	0	0	2	0	0	0	0	0	0	0	0	0	0	0	.405
Apr 01	at Illinois	*dh	5	1	1	0	0	0	0	1	0	0	0	0	0	0	0	0	0	0	.383
Apr 04	GRAND VIEW	*dh	4	0	1	0	0	0	0	0	0	0	0	0	0	0	0	0	0	0	.373
Apr 07	OHIO STATE-1	*dh	4	1	2	0	2	0	0	0	0	0	1	0	0	0	1	0	0	0	.382
Apr 07	OHIO STATE-2	*dh	5	1	0	0	0	0	0	0	0	0	0	0	0	0	2	0	0	0	.350
Apr 08	OHIO STATE	*dh	4	0	1	0	0	0	0	0	0	0	0	0	0	0	1	0	0	0	.344
Apr 13	at Nebraska-1	*dh	5	1	2	1	1	0	0	0	0	0	0	0	0	0	2	0	0	0	.348
Apr 13	at Nebraska-2	*dh	4	0	1	0	0	0	0	0	0	0	0	0	0	0	0	0	0	0	.342
Apr 17	NORTHERN ILLINOIS	*dh	3	1	1	0	0	0	0	0	0	1	1	0	0	0	1	0	0	0	.342
Apr 20	at Minnesota	*dh	5	0	1	0	0	0	0	0	0	0	0	0	0	0	0	0	0	0	.333
Apr 21	at Minnesota	*dh	4	0	1	0	0	0	0	0	0	0	0	0	1	0	0	0	0	0	.329
Apr 22	at Minnesota	*dh	4	1	2	2	0	0	1	0	0	0	0	0	0	0	0	0	0	0	.337
Apr 25	MILWAUKEE	*dh	1	1	0	0	0	0	0	3	0	0	0	0	0	0	0	0	0	0	.333
Apr 27	MICHIGAN	*dh	4	0	0	0	0	0	0	0	0	0	0	0	0	0	1	0	0	0	.319
Apr 28	MICHIGAN	*dh	4	0	1	0	0	0	0	0	0	0	0	0	0	0	1	0	0	0	.316
Apr 29	MICHIGAN	*dh	5	1	2	1	0	0	1	0	0	0	0	0	0	0	0	0	0	0	.320
May 01	MISSOURI	*dh	6	2	2	1	0	0	1	0	0	0	1	0	0	1	0	0	0	0	.321
May 04	OKLAHOMA STATE	*1b	3	2	2	2	1	0	0	2	0	0	0	0	0	0	0	6	0	0	.330
May 05	OKLAHOMA STATE	*of1b	3	3	1	0	0	0	1	0	0	0	2	0	0	0	1	2	0	0	.330
May 06	OKLAHOMA STATE	*of	5	2	2	0	0	0	0	0	0	0	0	0	0	1	1	2	0	0	.333
May 11	at Northwestern	*of1b	5	1	1	0	0	0	0	0	0	0	0	0	0	1	2	1	0	0	.328
May 12	at Northwestern	*of	4	0	0	0	0	0	0	0	0	0	0	0	0	0	0	3	0	0	.318
May 13	at Northwestern	*1b	3	0	1	0	0	0	3	0	0	0	0	0	0	0	0	6	0	0	.318
May 15	at Western Illinois	*1b	4	1	0	0	0	0	0	0	0	0	1	0	0	0	1	15	1	0	.309
May 17	PENN STATE	*1b	5	0	3	1	0	0	0	0	0	0	1	0	0	0	0	4	0	0	.319
May 18	PENN STATE	*1b	4	2	1	1	0	0	0	0	0	0	1	0	0	0	0	4	1	0	.317
May 19	PENN STATE	*of1b	4	1	1	0	0	0	1	0	0	0	0	0	0	0	1	2	1	0	.315
May 23	vs Michigan	*1b	3	0	0	0	0	0	1	0	0	0	0	0	0	0	0	4	0	0	.309
May 24	vs Ohio State	*dh	4	0	1	0	0	0	0	0	0	0	0	0	0	2	0	0	0	0	.308
Totals			38gs	156	36	48	10	4	0	4	17	2	1	8	0	0	4	19	49	3	.308

On base pct. .403 • Slugging pct. .410

CAREER HIGHS

- AB: 6, 2X, LAST VS. MISSOURI, 5/1/18
- H: 4 vs. BRADLEY, 3/28/18
- R: 4 vs. BRADLEY, 3/28/18
- 2B: 2 vs. OHIO STATE, 4/7/18
- 3B: N/A
- HR: 2 vs. RUTGERS, 4/22/17
- RBI: 3 vs. RUTGERS, 4/22/17
- BB: 3, 2X, LAST AT NORTHWESTERN, 5/13/18
- SB: 1, 8X, LAST AT ILLINOIS, 4/1/18

SEASON HIGHLIGHTS

- Returned to the lineup March 17 after missing the first month of the season, recovering from Tommy John surgery... suffered the injury during Scout Day in the fall... was cleared to throw and play in the field on April 24
- Third-team All-Big Ten selection at designated hitter... started 38 games -- 27 as the DH, five in left field, and six at first base... Iowa's leadoff hitter... hit .308 (48-of-156) with 36 runs... hit safely in 31-of-38 games with 13 multi-hit games (nine 2-hit, two 3-hit, one 4-hit)... has scored at least one run in 23 contests
- Finished with a .385 average (5-of-13) in the three-game sweep of Penn State (5/17-19)... went 3-for-5 with an RBI in the series opener... hit .455 (5-of-11) with seven runs scored in the series win over No. 12 Oklahoma State... posted two multi-hit games, including a 2-for-3, two run, two RBI contest in the series opener (5/4)... homered in back-to-back games... hit a game-tying solo home run against Michigan (4/29), finishing the game 2-for-5 with an RBI... hit fourth long ball against Missouri (5/1), finishing 2-for-6 with two runs and an RBI
- Finished 2-for-4 with two RBIs in the series finale at No. 25 Minnesota (4/22)... hit his second home run -- a solo shot -- in the game
- Went 2-for-4 with a career-high two doubles in game one against Ohio State (4/7)... had a career-high four hits, finishing 4-for-5 with four runs scored against Bradley (3/28)... went 1-for-5 with a solo home run in Iowa's 5-1 victory over No. 11 Indiana (3/23)... hit .417 in the three game sweep of Evansville (3/17-18) with four runs... had a base hit in his first at-bat of the season... went 3-for-5, tying a career-high in hits, against Saint Louis (3/20)

CAREER STATS

YEAR	AVG.	G-GS	AB	R	H	2B	3B	HR	RBIS	BB	HBP	SO	SB-A
2017	.309	57-57	207	37	64	11	0	7	25	32	15	40	6-9
2018	.308	38-38	156	36	48	4	0	4	10	17	8	19	2-3
TOTALS	.309	95-95	363	73	112	15	0	11	35	49	23	59	8-12



30 CONNOR MCCAFFERY

Fr. • OF/1B • 6-6 • 205
North Liberty, Iowa • Iowa City West HS



2018 GAME-BY-GAME STATS

CAREER-HIGHS

AB:
H:
R:
2B:
3B:
HR:
RBIs:
BB:
SB:

SEASON HIGHLIGHTS

- Two-sport athlete at the University of Iowa, also competing on the men's basketball team
- Son of Iowa head men's basketball coach Fran McCaffery

CAREER STATS

YEAR	AVG.	G-GS	AB	R	H	2B	3B	HR	RBIS	BB	HBP	SO	SB-A
2018	--	--	--	--	--	--	--	--	--	--	--	--	--
TOTALS	--	--	--	--	--	--	--	--	--	--	--	--	--

Instagram: [UIBaseball](#)




Twitter: [@UIBaseball](#)



Facebook: [iowabaseball](#)

32 BRETT MCCLEARY

Fr. • C • 6-2 • 215
Iowa City, Iowa • City HS



2018 GAME-BY-GAME STATS

#32 McCleary, Brett - 16 games (All games)

Date	Opponent	Pos	AB	R	H	RBI	2B	3B	HR	BB	SB	CS	HBP	SAC	SF	GDP	K	PO	A	E	Avg	
Feb 16	vs Toledo	*dh	4	0	0	0	0	0	0	0	0	0	0	0	0	0	0	0	0	0	0	.000
Feb 17	vs Oakland	*dh	2	0	1	0	0	0	0	1	0	0	0	0	0	0	1	0	0	0	0	.167
Feb 24	vs Ball St.	ph	0	0	0	0	0	0	0	1	0	0	0	0	0	0	0	0	0	0	0	.167
Feb 27	CORNELL COLLEGE	*c	3	2	2	2	0	0	0	2	0	1	0	0	0	0	0	11	1	0	0	.333
Mar 02	at UAB	ph	1	0	0	0	0	0	0	0	0	0	0	0	0	0	1	0	0	0	0	.300
Mar 03	at UAB	*dh	1	0	0	1	0	0	0	1	0	0	1	0	1	0	0	0	0	0	0	.273
Mar 04	at UAB	ph	1	0	0	0	0	0	0	0	0	0	0	0	0	0	1	0	0	0	0	.250
Mar 10	at UNLV	ph/c	1	0	0	0	0	0	0	0	0	0	0	0	0	0	1	1	0	0	0	.231
Mar 11	at UNLV	*c	4	0	0	0	0	0	0	0	0	0	0	0	0	0	0	5	1	0	0	.176
Mar 17	EVANSVILLE-1	c	1	0	0	0	0	0	0	0	0	0	0	0	0	0	0	1	0	0	0	.167
Mar 17	EVANSVILLE-2	c	1	0	0	0	0	0	0	0	0	0	0	0	0	0	1	3	0	0	0	.158
Mar 20	SAINT LOUIS	*c	1	0	0	1	0	0	0	2	0	0	0	0	1	0	0	6	0	0	0	.150
Mar 28	BRADLEY	c	1	0	0	0	0	0	0	1	0	0	0	0	0	0	0	3	0	0	0	.143
Apr 04	GRAND VIEW	*c	3	0	1	1	0	0	0	0	0	0	0	0	0	0	1	9	0	0	0	.167
Apr 11	COE COLLEGE	*c	3	1	1	0	0	0	0	0	0	0	0	0	0	0	1	6	2	0	0	.185
Apr 17	NORTHERN ILLINOIS	*c	2	0	0	0	0	0	0	0	0	0	0	0	0	0	1	3	0	1	0	.172
Totals		9gs	29	3	5	5	0	0	0	8	0	1	1	0	2	0	8	48	4	1	0	.172

On base pct. .350 • Slugging pct. .172

CAREER-HIGHS

AB: 4, 2X, LAST AT UNLV, 3/11/18
 H: 2 vs. CORNELL COLLEGE, 2/27/18
 R: 2 vs. CORNELL COLLEGE, 2/27/18
 2B: --
 3B: --
 HR: --
 RBIs: 2 vs. CORNELL COLLEGE, 2/27/18
 BB: 2, 2X, LAST vs. SAINT LOUIS, 3/20/18
 SB: --

SEASON HIGHLIGHTS

- Started nine games -- three at designated hitter and six behind the plate... hit .172 (5-of-29) with three runs and five RBIs
- Went 2-for-3 with two runs and two RBIs against Cornell College (2/27) for his first career multi-hit game... had his first career hit against Oakland (2/17)


CAREER STATS

YEAR	AVG.	G-GS	AB	R	H	2B	3B	HR	RBIS	BB	HBP	SO	SB-A
2018	.172	16-9	29	3	5	0	0	0	5	8	1	8	0-1
TOTALS	.172	16-9	29	3	5	0	0	0	5	8	1	8	0-1



33 JACK DREYER

Fr. • LHP • 6-2 • 200
Johnston, Iowa • Johnston HS



2018 GAME-BY-GAME STATS

#33 Dreyer, Jack - 14 appearances (All games)

Date	Opponent	GS	IP	H	R	ER	BB	SO	2B	3B	HR	WP	BK	HBP	IBB	Score	W-L	Sv	ERA	NP
Feb 17	vs Oakland		1.1	3	1	0	2	1	1	0	0	0	0	0	0	8-6	0-0	0	0.00	36
Feb 27	CORNELL COLLEGE		2.0	1	0	0	1	3	1	0	0	0	0	0	0	15-1	0-0	0	0.00	14
Mar 04	at UAB		1.0	0	0	0	0	2	0	0	0	0	0	0	0	0-4	0-0	0	0.00	16
Mar 10	at UNLV		0.0	1	3	3	1	0	1	0	0	0	0	1	0	2-11	0-0	0	6.23	15
Mar 14	vs Missouri State	*	2.1	4	4	3	1	6	0	0	1	1	0	2	0	3-8	0-1	0	8.10	59
Mar 20	SAINT LOUIS		1.0	2	2	2	1	2	0	0	0	1	0	1	0	6-7	0-2	0	9.39	34
Mar 28	BRADLEY		1.0	1	1	1	2	1	1	0	0	0	0	0	0	13-9	0-2	0	9.35	22
Apr 04	GRAND VIEW		1.0	0	0	0	0	1	0	0	0	0	0	0	0	4-2	0-2	0	8.38	12
Apr 11	COE COLLEGE		2.0	4	1	1	0	3	0	0	0	0	0	0	0	16-1	0-2	0	7.71	42
Apr 17	NORTHERN ILLINOIS		2.0	0	0	0	1	0	0	0	0	0	0	1	0	2-0	1-2	0	6.59	26
Apr 25	MILWAUKEE		2.0	2	0	0	0	5	0	0	0	0	0	1	0	12-4	2-2	0	5.74	49
May 06	OKLAHOMA STATE	*	5.0	2	1	1	3	6	0	0	1	0	0	0	0	11-3	3-2	0	4.79	103
May 13	at Northwestern	*	5.0	4	3	0	2	6	2	0	0	0	0	1	0	10-7	4-2	0	3.86	79
May 19	PENN STATE	*	6.0	2	2	2	1	6	1	0	0	0	0	1	0	8-4	5-2	0	3.69	78
Totals		4	31.2	26	18	13	15	42	7	0	2	2	0	8	0	110-67	5-2	0	3.69	-

CAREER-HIGHS

- IP: 6.0 vs. PENN STATE, 5/19/18
- H: 4, 3X, LAST AT NORTHWESTERN, 5/13/18
- R: 4 vs. MISSOURI STATE, 3/14/18
- ER: 3, 2X, LAST vs. MISSOURI STATE, 3/14/18
- SO: 6, 4X, LAST vs. PENN STATE, 5/19/18
- BB: 3 vs. OKLAHOMA STATE, 5/6/18

SEASON HIGHLIGHTS

- Went 5-2 with a 3.69 ERA in 14 appearances (four starts), spanning 31 2/3 innings... had 42 strikeouts to 15 walks
- Went 3-1 with a 2.95 ERA as a starter, striking out 24 batters in 18 1/3 innings
- Recorded his third straight win and tallied his first quality start against Penn State (5/19)... allowed two runs on two hits over six innings, fanning six to tie a career-high
- Notched his fourth win, allowing three unearned runs on four hits over five innings at Northwestern (5/13)... tied a career-high with six strikeouts
- Made his first career weekend start against No. 12 Oklahoma State (5/6)... earned his third win, allowing one run on two hits over five innings and matching a career-high with six strikeouts
- Notched his second win, tossing two shutout innings against Milwaukee (4/25)... allowed two hits and struck out a career-high five
- Earned his first career win, tossing two shutout innings in Iowa's 2-0 shutout victory over Northern Illinois (4/17)... made his first career start against Missouri State (3/14), where he fanned six batters in 2 1/3 innings... made his Hawkeye debut against Oakland, allowing one unearned run on three hits in 1 1/3 innings.
- Tabbed as the 11th-best freshman in the Big Ten by D1Baseball.com.

CAREER STATS

YEAR	ERA	W-L	APP	GS	CG	SHO	SV	IP	H	R	ER	BB	SO
2018	3.69	5-2	14	4	0	0/1	0	31.2	26	18	13	15	42
TOTALS	3.69	5-2	14	4	0	0/1	0	31.2	26	18	13	15	42



35 CAM BAUMANN

Fr. • LHP • 6-2 • 190
Fairfield, Iowa • Fairfield HS



2018 GAME-BY-GAME STATS

#35 Baumann, Cam - 18 appearances (All games)

Date	Opponent	GS	IP	H	R	ER	BB	SO	2B	3B	HR	WP	BK	HBP	IBB	Score	W-L	Sv	ERA	NP
Feb 18	vs Old Dominion		0.1	2	0	0	1	1	0	0	0	0	0	0	0	4-1	0-0	0	0.00	10
Feb 24	vs Ball St.		1.0	1	1	1	2	0	0	0	0	0	0	0	0	6-14	0-0	0	6.75	25
Mar 09	at UNLV		1.0	0	0	0	1	2	0	0	0	0	0	0	0	0-4	0-0	0	3.86	20
Mar 14	vs Missouri State		1.0	1	0	0	0	0	1	0	0	0	0	0	0	3-8	0-0	0	2.70	12
Mar 17	EVANSVILLE-2		1.1	0	0	0	1	3	0	0	0	0	0	0	0	8-3	0-0	0	1.93	24
Mar 21	LORAS COLLEGE		0.1	2	2	2	0	1	0	0	0	1	0	0	0	6-4	0-0	0	5.40	9
Mar 23	INDIANA-1		0.0	0	0	0	1	0	0	0	0	1	0	1	1	2-4	0-0	0	5.40	5
Mar 28	BRADLEY		1.0	1	0	0	0	2	0	0	0	0	0	0	0	13-9	0-0	0	4.50	17
Apr 04	GRAND VIEW		1.0	0	0	0	0	1	0	0	0	0	0	0	0	4-2	1-0	0	3.86	14
Apr 07	OHIO STATE-2		1.0	3	2	2	1	2	0	0	0	0	0	0	0	9-5	1-0	0	5.62	29
Apr 11	COE COLLEGE		1.0	1	0	0	1	2	0	0	0	0	0	0	0	16-1	1-0	0	5.00	25
Apr 13	at Nebraska-2		0.0	0	1	1	1	0	0	0	0	0	0	0	0	4-10	1-0	0	6.00	4
Apr 17	NORTHERN ILLINOIS		0.0	1	0	0	0	0	0	0	0	0	0	0	0	2-0	1-0	0	6.00	13
Apr 25	MILWAUKEE		1.0	0	0	0	0	1	0	0	0	0	0	0	0	12-4	1-0	0	5.40	11
Apr 28	MICHIGAN		0.0	0	0	0	2	0	0	0	0	0	0	0	0	2-10	1-0	0	5.40	10
May 01	MISSOURI		1.1	6	2	2	0	3	0	0	0	1	0	1	0	16-17	1-1	0	6.35	31
May 05	OKLAHOMA STATE		1.2	3	1	1	1	2	1	0	0	1	0	0	0	16-14	1-1	0	6.23	29
May 13	at Northwestern		2.0	3	3	3	1	2	0	0	1	0	0	0	0	10-7	1-1	0	7.20	36
Totals		0	15.0	24	12	12	13	22	2	0	1	4	0	2	1	133-117	1-1	0	7.20	-

CAREER-HIGHS

IP: 2.0 AT NORTHWESTERN, 5/13/18
H: 6 vs. MISSOURI, 5/1/18
R: 3 AT NORTHWESTERN, 5/13/18
ER: 3 AT NORTHWESTERN, 5/13/18
SO: 3, 2X, LAST vs. MISSOURI, 5/1/18
BB: 2, 2X, LAST vs. MICHIGAN, 4/28/18

SEASON HIGHLIGHTS

- Went 1-1 with a 7.20 ERA in 18 appearances, spanning 15 innings
- Logged a career-long two innings in relief at Northwestern (5/13), allowing three runs on three hits
- Earned his first career victory, tossing one perfect inning in relief in a midweek victory over Grand View (4/4)... made his Iowa debut against Old Dominion (2/18), allowing two hits in 1/3 of an inning

CAREER STATS

YEAR	ERA	W-L	APP	GS	CG	SHO	SV	IP	H	R	ER	BB	SO
2018	7.20	1-1	18	0	0	0/1	0	15.0	24	12	12	13	22
TOTALS	7.20	1-1	18	0	0	0/1	0	15.0	24	12	12	13	22



37 KACE MASSNER

RS Fr. • OF • 6-6 • 230
Burlington, Iowa • Burlington HS



2018 GAME-BY-GAME STATS

#37 Massner, Kace - 15 games (All games)

Date	Opponent	Pos	AB	R	H	RBI	2B	3B	HR	BB	SB	CS	HBP	SAC	SF	GDP	K	PO	A	E	Avg	
Feb 23	vs Virginia Tech	pr	0	1	0	0	0	0	0	0	1	0	0	0	0	0	0	0	0	0	0	.000
Feb 24	vs Ball St.	ph	1	0	0	0	0	0	0	0	0	0	0	0	0	0	1	0	0	0	0	.000
Feb 27	CORNELL COLLEGE	ph	1	1	0	1	0	0	0	1	0	0	0	0	0	0	0	0	0	0	0	.000
Mar 11	at UNLV	*of	4	0	1	1	0	0	0	0	0	0	0	0	0	0	1	0	0	0	0	.167
Mar 14	vs Missouri State	*of	4	0	0	0	0	0	0	0	0	0	0	0	0	0	2	1	0	0	0	.100
Mar 17	EVANSVILLE-1	*of	0	0	0	0	0	0	0	1	0	0	0	0	0	0	0	0	0	0	0	.100
Mar 17	EVANSVILLE-2	ph	1	0	0	0	0	0	0	0	0	0	0	0	0	0	0	0	0	0	0	.091
Mar 18	EVANSVILLE	pr	0	1	0	0	0	0	0	0	0	0	0	0	0	0	0	0	0	0	0	.091
Mar 21	LORAS COLLEGE	ph	1	0	0	0	0	0	0	0	0	0	0	0	0	0	1	0	0	0	0	.083
Apr 11	COE COLLEGE	ph/dh	2	0	0	0	0	0	0	1	0	0	0	0	0	0	0	1	0	0	0	.071
Apr 17	NORTHERN ILLINOIS	pr	0	0	0	0	0	0	0	1	0	0	0	0	0	0	0	0	0	0	0	.071
Apr 25	MILWAUKEE	ph	1	0	0	0	0	0	0	0	0	0	0	0	0	0	1	0	0	0	0	.067
May 11	at Northwestern	pr	0	1	0	0	0	0	0	0	0	0	0	0	0	0	0	0	0	0	0	.067
May 19	PENN STATE	pr	0	1	0	0	0	0	0	0	0	0	0	0	0	0	0	0	0	0	0	.067
May 24	vs Ohio State	pr	0	0	0	0	0	0	0	0	0	0	0	0	0	0	0	0	0	0	0	.067
Totals		3gs	15	5	1	2	0	0	0	3	2	0	0	0	0	0	7	1	0	0	0	.067

On base pct. .222 • Slugging pct. .067

CAREER-HIGHS

AB: 4, 2X, LAST VS. MISSOURI STATE, 3/14/18
 H: 1 at UNLV, 3/11/18
 R: 1, 5X, LAST VS. PENN STATE, 5/19/18
 2B: --
 3B: --
 HR: --
 RBIs: 1, 2X, LAST AT UNLV, 3/11/18
 BB: 1, 3X, LAST VS. COE COLLEGE, 4/11/18
 SB: 1, 2X, LAST VS. NORTHERN ILLINOIS, 4/17/18

SEASON HIGHLIGHTS

- Appeared in 15 games with three starts -- all in left field... hit .067 (1-of-15) with five runs and two RBIs
- Made his first career start at UNLV (3/11), finishing 1-for-4 with an RBI single... made his Iowa debut against Virginia Tech (2/23)... scored the game-winning run via walk-off in the bottom of the 10th after entering as a pinch runner

CAREER STATS

YEAR	AVG.	G-GS	AB	R	H	2B	3B	HR	RBIS	BB	HBP	SO	SB-A
2018	.067	15-3	15	5	1	0	0	0	2	3	0	7	2-2
TOTALS	.067	15-3	15	5	1	0	0	0	2	3	0	7	2-2



38 TRENTON WALLACE

Fr. • LHP/OF • 6-1 • 200
Rock Island, Ill. • Davenport Assumption HS



2018 GAME-BY-GAME STATS

#38 Wallace, Trenton - 12 games (All games)

Date	Opponent	Pos	AB	R	H	RBI	2B	3B	HR	BB	SB	CS	HBP	SAC	SF	GDP	K	PO	A	E	Avg
Feb 16	vs Toledo	pr	0	0	0	0	0	0	0	0	0	0	0	0	0	0	0	0	0	0	0.000
Feb 18	vs Old Dominion	p	0	0	0	0	0	0	0	0	0	0	0	0	0	0	0	0	0	1	0.000
Feb 24	vs Ball St.	1b/ph	1	0	0	0	0	0	0	0	0	0	0	0	0	0	0	0	0	0	0.000
Feb 27	CORNELL COLLEGE	*p	0	0	0	0	0	0	0	0	0	0	0	0	0	0	0	0	0	1	0.000
Mar 10	at UNLV	ph/1b	1	0	0	0	0	0	0	0	0	0	0	0	0	0	0	0	2	0	0.000
Mar 14	vs Missouri State	p	0	0	0	0	0	0	0	0	0	0	0	0	0	0	0	0	1	1	0.000
Mar 17	EVANSVILLE-1	ph/1b	1	0	0	0	0	0	0	0	0	0	0	0	0	0	0	1	1	0	0.000
Mar 21	LORAS COLLEGE	ph/of	0	0	0	0	0	0	0	1	0	0	0	0	0	0	0	0	0	1	0.000
Apr 17	NORTHERN ILLINOIS	*p	0	0	0	0	0	0	0	0	0	0	0	0	0	0	0	0	1	1	0.000
Apr 25	MILWAUKEE	*p	0	0	0	0	0	0	0	0	0	0	0	0	0	0	0	0	0	1	0.000
Apr 28	MICHIGAN	ph	1	0	1	0	0	0	0	0	0	0	0	0	0	0	0	0	0	0	.250
May 24	vs Ohio State	ph	1	0	0	0	0	0	0	0	0	0	0	0	0	0	0	1	0	0	.200
Totals		3gs	5	0	1	0	0	0	0	1	0	0	0	0	0	0	0	2	7	5	0.200

On base pct. .333 • Slugging pct. .200

#38 Wallace, Trenton - 13 appearances (All games)

Date	Opponent	GS	IP	H	R	ER	BB	SO	2B	3B	HR	WP	BK	HBP	IBB	Score	W-L	Sv	ERA	NP
Feb 18	vs Old Dominion		1.2	1	1	1	3	2	0	0	0	0	0	0	0	4-1	0-0	0	5.40	41
Feb 27	CORNELL COLLEGE	*	3.0	4	0	0	0	4	0	0	0	0	0	0	0	15-1	1-0	0	1.93	15
Mar 03	at UAB		2.2	2	1	1	1	4	1	0	0	0	0	2	0	11-3	1-0	0	2.45	47
Mar 11	at UNLV		0.1	0	0	0	0	1	0	0	0	0	0	0	0	3-13	1-0	0	2.35	7
Mar 14	vs Missouri State		2.0	3	3	3	1	2	1	0	1	0	1	0	0	3-8	1-0	0	4.66	46
Mar 20	SAINT LOUIS	*	3.0	2	2	1	1	1	0	0	1	1	0	0	0	6-7	1-0	0	4.26	47
Mar 28	BRADLEY	*	1.0	1	0	0	0	1	0	0	0	0	0	0	0	13-9	1-0	0	3.95	21
Apr 04	GRAND VIEW	*	2.0	2	2	2	0	3	0	0	1	0	0	0	0	4-2	1-0	0	4.60	28
Apr 11	COE COLLEGE	*	1.0	1	0	0	0	0	0	0	0	0	0	0	0	16-1	1-0	0	4.32	19
Apr 13	at Nebraska-2		0.1	0	0	0	0	1	0	0	0	0	0	0	0	4-10	1-0	0	4.24	4
Apr 17	NORTHERN ILLINOIS	*	2.0	0	0	0	1	2	0	0	0	0	0	0	0	2-0	1-0	0	3.79	25
Apr 25	MILWAUKEE	*	2.0	6	2	2	0	3	1	0	0	0	0	0	0	12-4	1-0	0	4.29	36
May 01	MISSOURI	*	3.0	3	0	0	2	3	0	0	0	0	0	0	0	16-17	1-0	0	3.75	53
Totals		8	24.0	25	11	10	9	27	3	0	3	1	1	3	0	109-76	1-0	0	3.75	-

CAREER-HIGHS

AB: 1, 4X, LAST VS. MICHIGAN, 4/28/18

H: 1 vs. MICHIGAN, 4/28/18

R:

2B:

3B:

HR:

RBI:

BB: 1 vs. LORAS COLLEGE, 3/21/18

SB:

PITCHING

IP: 3.0, 3X, LAST VS. MISSOURI, 5/1/18

H: 6 vs. MILWAUKEE, 4/25/18

R: 3 vs. MISSOURI STATE, 3/14/18

ER: 3 vs. MISSOURI STATE, 3/14/18

SO: 4, 2X, LAST AT UAB, 3/3/18

BB: 3 vs. OLD DOMINION, 2/18/18

SEASON HIGHLIGHTS

- Went 1-0 with a 3.75 ERA in 13 appearances (eight starts)... had 27 strikeouts against nine walks over 24.0 innings... missed the final month of the season because of injury
- Tossed three shutout innings, scattering three hits against Missouri (5/1)... left the game in the fourth with arm tightness
- Earned his first career win in his first career start, scattering four hits and not allowing a run in three innings against Cornell College (2/27)... had four strikeouts to zero walks
- Made his Iowa debut against Old Dominion (2/18), allowing one run on one hit... fanned two, but issued three walks
- Named the 29th-best freshman in the Big Ten by D1Baseball.com

CAREER STATS

YEAR	AVG.	G-GS	AB	R	H	2B	3B	HR	RBIS	BB	HBP	SO	SB-A
2018	.250	6-0	4	0	1	0	0	0	0	1	0	1	0-0
TOTALS	.250	6-0	4	0	1	0	0	0	0	1	0	1	0-0

YEAR	ERA	W-L	APP	GS	CG	SHO	SV	IP	H	R	ER	BB	SO
2018	3.75	1-0	13	8	0	0/1	0	24.0	25	11	10	9	27
TOTALS	3.75	1-0	13	8	0	0/1	0	24.0	25	11	10	9	27

Instagram: UIBaseball



Twitter: @UIBaseball



Facebook: iowabaseball

43 GRANT LEONARD

So. • RHP • 5-11 • 170
Mokena, Ill • Lincoln Way HS



2018 GAME-BY-GAME STATS

#43 Leonard, Grant - 21 appearances (All games)

Date	Opponent	GS	IP	H	R	ER	BB	SO	2B	3B	HR	WP	BK	HBP	IBB	Score	W-L	Sv	ERA	NP
Feb 16	vs Toledo		0.2	0	0	0	0	1	0	0	0	0	0	0	0	4-3	1-0	0	0.00	8
Feb 18	vs Old Dominion		1.1	1	0	0	0	1	0	0	0	0	0	0	0	4-1	1-0	0	0.00	25
Feb 27	CORNELL COLLEGE		0.2	0	0	0	0	2	0	0	0	0	0	0	0	15-1	1-0	0	0.00	7
Mar 02	at UAB		0.2	1	0	0	1	2	0	0	0	0	0	0	0	4-1	1-0	0	0.00	17
Mar 04	at UAB		0.2	1	0	0	0	0	0	0	0	0	0	0	0	0-4	1-0	0	0.00	3
Mar 10	at UNLV		0.1	3	3	3	0	0	0	0	0	0	0	0	0	2-11	1-0	0	6.23	11
Mar 11	at UNLV		0.1	2	0	0	0	0	0	0	0	1	0	0	0	3-13	1-0	0	5.79	15
Mar 14	vs Missouri State		0.2	1	0	0	0	1	0	0	0	0	0	0	0	3-8	1-0	0	5.06	14
Mar 17	EVANSVILLE-2		1.0	0	0	0	0	0	0	0	0	0	0	0	0	8-3	1-0	0	4.26	13
Mar 18	EVANSVILLE		0.2	1	0	0	0	1	0	0	0	0	0	0	0	4-3	1-0	1	3.86	11
Mar 21	LORAS COLLEGE		1.0	2	1	1	1	1	0	0	0	0	0	0	1	6-4	1-0	1	4.50	21
Mar 28	BRADLEY		1.0	2	1	1	1	0	0	0	0	0	0	0	0	13-9	1-0	1	5.00	32
Mar 30	at Illinois		1.0	0	0	0	0	1	0	0	0	0	0	0	0	8-5	1-0	2	4.50	-
Apr 01	at Illinois		1.1	1	0	0	0	1	0	0	0	0	0	0	0	4-2	1-0	2	3.97	27
Apr 11	COE COLLEGE		1.0	2	0	0	0	1	0	0	0	0	0	0	0	16-1	1-0	2	3.65	14
Apr 13	at Nebraska-2		0.2	1	0	0	0	0	1	0	0	0	0	0	0	4-10	1-0	2	3.46	16
Apr 25	MILWAUKEE		1.0	3	2	0	0	2	0	0	1	0	0	0	0	12-4	1-0	2	3.21	26
May 01	MISSOURI		0.1	4	4	4	1	1	2	0	1	0	0	0	0	16-17	1-0	2	5.65	24
May 11	at Northwestern		0.2	2	2	2	1	1	0	0	0	0	0	0	0	6-7	1-1	2	6.60	16
May 15	at Western Illinois		6.0	2	0	0	0	6	0	0	0	0	1	0	0	5-4	2-1	2	4.71	68
May 24	vs Ohio State		0.1	0	0	0	0	1	0	0	0	0	0	0	0	0-2	2-1	2	4.64	3
Totals		0	21.1	29	13	11	5	23	3	0	2	1	1	0	1	137-113	2-1	2	4.64	-

CAREER-HIGHS

IP: 6.0 at Western Illinois, 5/15/18

H: 4 vs. Missouri, 5/1/18

R: 4 vs. Missouri, 5/1/18

ER: 4 vs. Missouri, 5/1/18

SO: 6 at Western Illinois, 5/15/18

BB: 1, 6X, last at Northwestern, 5/11/18

SEASON HIGHLIGHTS

- Went 2-1 with a 4.64 ERA with two saves in 21 appearances... had 23 strikeouts in 21 1/3 innings of relief
- Notched his second win, tossing a career-long six innings at Western Illinois (5/15)... scattered two hits and had a career-high six strikeouts without walking a batter
- Was sidelined for two of the three games against Ohio State (4/7-8) after suffering a broken nose and subsequent concussion on a comebacker at Illinois (4/1)
- Recorded his first career save, tossing a perfect ninth in the road win at No. 22 Illinois... got four outs in the game three win before exiting the contest after taking a one-hopper off his face (still fielded his position and backed up first base with a broken nose)
- Picked up his first career win against Toledo (2/16), getting two outs with the bases loaded in the top of the ninth inning in an eventual walk-off Hawkeye victory

CAREER STATS

YEAR	ERA	W-L	APP	GS	CG	SHO	SV	IP	H	R	ER	BB	SO
2017	4.50	0-0	2	0	0	0/0	0	2.0	3	1	1	1	0
2018	4.64	2-1	21	0	0	0/0	2	21.1	29	13	11	5	23
TOTALS	4.63	2-1	23	0	0	0/0	2	23.1	32	14	12	6	23

Instagram: [UIBaseball](#)




Twitter: [@UIBaseball](#)



Facebook: [iowabaseball](#)

45 KYLE SHIMP

RS So. • LHP • 6-7 • 225
Yorkville, Ill • Yorkville HS



2018 GAME-BY-GAME STATS

#45 Shimp, Kyle - 9 appearances (All games)

Date	Opponent	GS	IP	H	R	ER	BB	SO	2B	3B	HR	WP	BK	HBP	IBB	Score	W-L	Sv	ERA	NP
Feb 17	vs Oakland		2.0	1	0	0	3	1	0	0	0	0	0	0	0	8-6	0-0	1	0.00	48
Feb 25	at New Orleans		2.0	0	0	0	1	3	0	0	0	0	0	0	0	8-2	0-0	1	0.00	29
Mar 04	at UAB		0.1	3	3	3	0	0	1	0	0	0	0	0	0	0-4	0-0	1	6.23	12
Mar 11	at UNLV		0.1	2	3	3	1	0	0	0	0	0	0	0	0	3-13	0-0	1	11.57	11
Mar 14	vs Missouri State		0.1	1	1	1	1	0	0	0	0	0	0	0	0	3-8	0-0	1	12.60	13
Mar 21	LORAS COLLEGE		2.2	1	1	1	1	4	0	0	0	0	0	0	0	6-4	0-0	1	9.39	31
Mar 28	BRADLEY		1.0	0	0	0	2	1	0	0	0	0	0	0	0	13-9	0-0	1	8.31	22
Mar 31	at Illinois		0.0	3	3	3	0	0	0	0	0	1	0	0	0	12-13	0-0	1	11.42	18
Apr 04	GRAND VIEW		1.0	0	0	0	1	1	0	0	0	0	0	1	0	4-2	0-0	1	10.24	16
Totals		0	9.2	11	11	11	10	10	1	0	0	1	0	1	0	57-61	0-0	1	10.24	-

CAREER-HIGHS

- IP: 3.0 vs. MINNESOTA, 5/27/17
- H: 3, 3X, LAST AT ILLINOIS, 3/31/18
- R: 4 AT ILLINOIS, 5/19/17
- ER: 3, 4X, LAST AT ILLINOIS, 3/31/18
- SO: 4 vs. LORAS COLLEGE, 3/21/18
- BB: 3, 2X, LAST vs. OAKLAND, 2/17/18

SEASON HIGHLIGHTS

- Went 0-0 with a 10.24 ERA in nine appearances with one save... didn't pitch the final two months because of injury
- Earned his first career save, allowing one hit in two shutout innings against Oakland (2/17)
- One of four team captains for 2018 season
- Rated as the 30th-best MLB Draft prospect in the Big Ten by D1Baseball.com

CAREER STATS

YEAR	ERA	W-L	APP	GS	CG	SHO	SV	IP	H	R	ER	BB	SO
2017	3.18	5-1	18	0	0	0/0	0	28.1	18	15	10	23	26
2018	10.24	0-0	9	0	0	0/0	1	9.2	11	11	11	10	10
TOTALS	4.97	5-1	27	0	0	0/0	1	38.0	29	26	21	33	36



STARTING LINEUPS BY GAME

Date	Opp.	C	1B	2B	3B	SS	LF	CF	RF	DH/P
2/16	Toledo	Cropley	Hoeg	Boe	Eliou	Crowl	Wetrich	Norman	Neustrom	McCleary
2/17	Oakland	Cropley	Judkins	Boe	Eliou	Crowl	Hoeg	Norman	Neustrom	McCleary
2/18	Old Dom.	Cropley	Hoeg	Boe	Eliou	Crowl	Norman	Jenkins	Neustrom	Judkins
2/23	Va. Tech	Cropley	Hoeg	Boe	Eliou	Crowl	Norman	Jenkins	Neustrom	Judkins
2/24	Ball State	Cropley	Hoeg	Crowl	Eliou	Wetrich	Norman	Jenkins	Neustrom	Guzzo
2/25	UNO	Cropley	Judkins	Boe	Hoeg	Crowl	Norman	Jenkins	Neustrom	Guzzo
2/27	Cornell	McCleary	Hoeg	Boe	Eliou	Crowl	Wetrich	Jenkins	Neustrom	Cropley
3/2	at UAB	Cropley	Hoeg	Boe	Eliou	Crowl	Norman	Jenkins	Neustrom	Wetrich
3/3	at UAB	Cropley	Hoeg	Boe	Eliou	Crowl	Norman	Jenkins	Neustrom	McCleary
3/4	at UAB	Cropley	Hoeg	Boe	Eliou	Crowl	Norman	Jenkins	Neustrom	Guzzo
3/9	at UNLV	Cropley	Hoeg	Boe	Eliou	Crowl	Norman	Jenkins	Neustrom	Guzzo
3/10	at UNLV	Cropley	Hoeg	Wetrich	Eliou	Crowl	Farley	Norman	Neustrom	Guzzo
3/11	at UNLV	McCleary	Hoeg	Boe	Eliou	Crowl	Massner	Cropley	Neustrom	Guzzo
3/14	vs. Mo. St.	Cropley	Guzzo	Boe	Hoeg	Crowl	Massner	Norman	Neustrom	Eliou
3/17-1	Evansville	Cropley	Guzzo	Boe	Hoeg	Crowl	Massner	Jenkins	Neustrom	Whelan
3/17-2	Evansville	Cropley	Guzzo	Boe	Hoeg	Crowl	Wetrich	Jenkins	Neustrom	Whelan
3/18	Evansville	Berst	Guzzo	Boe	Hoeg	Crowl	Wetrich	Cropley	Neustrom	Whelan
3/20	Saint Louis	McCleary	Guzzo	Boe	Hoeg	Crowl	Cropley	Jenkins	Neustrom	Whelan
3/21	Loras College	Berst	Hoeg	Wetrich	Eliou	Crowl	Cropley	Norman	Neustrom	Whelan
3/23-1	Indiana	Cropley	Guzzo	Boe	Hoeg	Crowl	Norman	Jenkins	Neustrom	Whelan
3/23-2	Indiana	Cropley	Guzzo	Boe	Hoeg	Crowl	Norman	Jenkins	Neustrom	Whelan
3/28	Bradley	Cropley	Guzzo	Boe	Hoeg	Crowl	Norman	Jenkins	Neustrom	Whelan
3/30	at Illinois	Cropley	Guzzo	Boe	Hoeg	Crowl	Norman	Jenkins	Neustrom	Whelan
3/31	at Illinois	Cropley	Hoeg	Boe	Eliou	Crowl	Wetrich	Jenkins	Neustrom	Whelan
4/1	at Illinois	Cropley	Guzzo	Boe	Eliou	Crowl	Wetrich	Jenkins	Neustrom	Whelan
4/4	G. View	McCleary	Guzzo	Boe	Eliou	Crowl	Cropley	Jenkins	Neustrom	Whelan
4/7-1	Ohio St.	Cropley	Hoeg	Boe	Eliou	Crowl	Wetrich	Jenkins	Neustrom	Whelan
4/7-2	Ohio St.	Cropley	Guzzo	Boe	Eliou	Crowl	Norman	Jenkins	Neustrom	Whelan
4/8	Ohio St.	Cropley	Guzzo	Boe	Eliou	Crowl	Norman	Jenkins	Neustrom	Whelan
4/11	Coe College	McCleary	Guzzo	Boe	Eliou	Crowl	Cropley	Jenkins	Neustrom	Judkins
4/13-1	at Nebraska	Cropley	Guzzo	Boe	Eliou	Crowl	Norman	Jenkins	Neustrom	Whelan
4/13-2	at Nebraska	Cropley	Hoeg	Boe	Eliou	Crowl	Wetrich	Jenkins	Neustrom	Whelan
4/17	N. Illinois	McCleary	Judkins	Boe	Eliou	Crowl	Cropley	Jenkins	Neustrom	Whelan
4/20	at Minnesota	Cropley	Guzzo	Boe	Eliou	Crowl	Norman	Jenkins	Neustrom	Whelan
4/21	at Minnesota	Cropley	Hoeg	Boe	Eliou	Crowl	Wetrich	Jenkins	Neustrom	Whelan
4/22	at Minnesota	Cropley	Judkins	Boe	Eliou	Crowl	Wetrich	Jenkins	Neustrom	Whelan
4/25	Milwaukee	Cropley	Judkins	Boe	Eliou	Crowl	Wetrich	Jenkins	Neustrom	Whelan
4/27	Michigan	Cropley	Hoeg	Boe	Eliou	Crowl	Wetrich	Jenkins	Neustrom	Whelan
4/28	Michigan	Cropley	Hoeg	Boe	Eliou	Crowl	Wetrich	Jenkins	Neustrom	Whelan
4/29	Michigan	Cropley	Guzzo	Boe	Hoeg	Crowl	Wetrich	Jenkins	Neustrom	Whelan
5/1	Missouri	Cropley	Guzzo	Boe	Hoeg	Crowl	Norman	Jenkins	Neustrom	Whelan
5/4	Okla. St.	Cropley	Whelan	Boe	Hoeg	Crowl	Wetrich	Jenkins	Neustrom	Norman
5/5	Okla. St.	Cropley	Hoeg	Boe	Eliou	Crowl	Whelan	Norman	Neustrom	Guzzo
5/6	Okla. St.	Cropley	Guzzo	Boe	Hoeg	Crowl	Whelan	Jenkins	Neustrom	Farley
5/11	at Nwstrn	Cropley	Hoeg	Boe	Eliou	Crowl	Whelan	Jenkins	Neustrom	Wetrich
5/12	at Nwstrn	Cropley	Guzzo	Boe	Hoeg	Crowl	Whelan	Jenkins	Neustrom	Eliou
5/13	at Nwstrn	Cropley	Whelan	Boe	Hoeg	Crowl	Norman	Jenkins	Neustrom	Eliou
5/15	at W. Illinois	Berst	Whelan	Hoeg	Eliou	Boe	Cropley	Jenkins	Neustrom	Guzzo
5/17	Penn St.	Cropley	Whelan	Boe	Hoeg	Crowl	Norman	Jenkins	Neustrom	Guzzo
5/18	Penn St.	Cropley	Whelan	Boe	Hoeg	Crowl	Norman	Jenkins	Neustrom	Guzzo
5/19	Penn St.	Cropley	Judkins	Boe	Hoeg	Crowl	Whelan	Jenkins	Neustrom	Eliou
5/23	Michigan	Cropley	Whelan	Boe	Hoeg	Crowl	Norman	Jenkins	Neustrom	Eliou
5/24	Ohio St.	Cropley	Guzzo	Boe	Hoeg	Crowl	Norman	Jenkins	Neustrom	Whelan

PINCH-HITTING BREAKDOWN

Player	Avg.	AB-H-RBI	2B-3B-HR	BB-HBP-5O
Matt Berst	1.000	1-1-0	0-0-0	0-0-0
Lorenzo Elion	.200	5-1-1	0-0-0	0-0-2
Luke Farley	.143	14-2-0	1-0-0	1-0-5
Austin Guzzo	.182	11-2-2	1-0-0	1-1-4
Justin Jenkins	.000	1-0-0	0-0-0	0-0-1
Grant Judkins	.333	6-2-0	1-0-0	2-0-2
Kace Massner	.000	5-0-0	0-0-0	1-0-3
Brett McCleary	.000	3-0-0	0-0-0	1-0-3
Ben Norman	.000	4-0-0	0-0-0	2-0-1
Zion Pettigrew	.143	7-1-1	0-0-0	0-0-1
Trenton Wallace	.200	5-1-0	0-0-0	1-0-2
Tanner Wetrich	.182	11-2-1	2-0-0	3-0-4

STARTING LINEUPS - BATTING ORDER

- Whelan (38), Jenkins (7), Norman (5), Hoeg (3)
- Neustrom (33), Crowl (11), Wetrich (5), Eliou (2), Jenkins (2)
- Cropley (42), Neustrom (11)
- Guzzo (25), Cropley (11), Neustrom (9), Crowl (3), Eliou (2), Judkins (2), Hoeg (1)
- Crowl (14), Eliou (12), Hoeg (12), Guzzo (7), Wetrich (4), Judkins (3), McCleary (2)
- Crowl (20), Eliou (11), Hoeg (10), Wetrich (7), Massner (2), McCleary (1), Judkins (1), Jenkins (1)
- Jenkins (26), Eliou (6), Hoeg (5), Norman (5), Crowl (2), McCleary (2), Wetrich (2), Judkins (2), Farley (2), Boe (1)
- Norman (18), Hoeg (12), Jenkins (5), McCleary (4), Eliou (4), Boe (3), Wetrich (2), Crowl (2), Massner (1), Judkins (1), Berst (1)
- Boe (46), Jenkins (4), Berst (2), Norman (1)

CAREER MULTI-HIT GAMES

Player	2015	2016	2017	2018	Total
Matt Berst	--	--	--	1	1
Mitchell Boe	--	2	12	10	24
Tyler Cropley	--	--	15	21	36
Kyle Crowl	--	--	--	10	10
Zach Daniels	--	4	--	--	4
Lorenzo Elion	--	--	--	7	7
Luke Farley	--	2	--	1	3
Austin Guzzo	2	6	4	3	15
Matt Hoeg	--	--	15	13	28
Justin Jenkins	--	--	--	8	8
Grant Judkins	--	--	7	--	7
Brett McCleary	--	--	--	1	1
Robert Neustrom	--	12	25	19	56
Ben Norman	--	--	18	3	21
Tanner Wetrich	--	--	--	6	6
Chris Whelan	--	--	22	13	35

CAREER MULTI-RBI GAMES

Player	2015	2016	2017	2018	Total
Mitchell Boe	--	--	6	5	11
Tyler Cropley	--	--	9	14	23
Kyle Crowl	--	--	1	8	9
Zach Daniels	--	1	--	--	1
Lorenzo Elion	--	--	--	7	7
Luke Farley	--	3	--	--	3
Austin Guzzo	1	6	1	3	11
Matt Hoeg	--	--	12	7	19
Justin Jenkins	--	--	1	5	6
Grant Judkins	--	--	4	1	5
Brett McCleary	--	--	--	1	1
Robert Neustrom	11	5	12	9	26
Ben Norman	--	--	7	3	10
Tanner Wetrich	--	--	--	3	3
Chris Whelan	--	--	6	2	8

HITTING/ON-BASE STREAKS

Player	Hitting	Career	On-Base	Career
Matt Berst	--	1	--	1
Mitchell Boe	1	8	1	14
Tyler Cropley	1	12	1	19
Kyle Crowl	--	8	1	14
Zach Daniels	--	5	--	5
Lorenzo Elion	2	4	2	6
Luke Farley	--	3	--	6
Matt Hoeg	--	8	--	12
Austin Guzzo	1	5	1	11
Justin Jenkins	--	5	--	8
Grant Judkins	--	6	1	15
Kace Massner	--	1	--	2
Brett McCleary	--	2	--	4
Robert Neustrom	--	14	--	16
Ben Norman	--	5	--	14
Zion Pettigrew	--	1	--	2
Trenton Wallace	--	1	--	2
Tanner Wetrich	--	4	--	6
Chris Whelan	1	7	7	14



STARTING PITCHERS

Pitcher	Date	Opp.	Dec.	IP	H	R	ER	BB	SO	NP	Score	Final
Allgeyer	2/16	vs. Toledo	ND	5.0	4	3	0	3	7	90	1-3	4-3
McDonald	2/17	vs. Oakland	ND	3.0	7	5	5	1	1	51	5-5	8-6
Schanuel	2/18	vs. Old Dom.	W	3.2	2	0	0	2	4	61	3-0	4-1
Allgeyer	2/23	vs. Virginia Tech	ND	7.0	5	1	1	0	8	91	1-1	2-1
Schanuel	2/24	vs. Ball State	L	3.1	5	7	6	4	4	82	2-7	6-14
McDonald	2/25	at New Orleans	W	7.0	3	2	0	1	4	88	6-2	8-2
Wallace	2/27	Cornell College	W	3.0	4	0	0	0	4	42	8-0	15-1
Allgeyer	3/2	at UAB	W	6.2	4	1	1	1	4	90	3-1	4-1
Schanuel	3/3	at UAB	W	5.0	1	0	0	4	7	82	3-0	11-3
McDonald	3/4	at UAB	L	5.0	5	1	1	1	4	82	0-1	0-4
Allgeyer	3/9	at UNLV	L	6.0	6	3	3	2	5	92	0-3	0-4
Schanuel	3/10	at UNLV	L	5.0	5	2	2	4	4	94	2-1	2-11
McDonald	3/11	at UNLV	ND	4.1	6	3	3	1	3	88	2-3	3-13
Dreyer	3/14	vs. Missouri St.	L	2.1	4	4	3	1	6	59	2-4	3-8
Allgeyer	3/17	Evansville-1	W	6.0	4	1	1	2	4	81	10-1	10-3
Schanuel	3/17	Evansville-2	W	5.0	1	0	0	4	6	108	7-0	8-3
McDonald	3/18	Evansville	ND	5.0	5	2	1	3	4	85	1-1	4-3
Wallace	3/20	Saint Louis	ND	3.0	2	2	1	1	1	47	2-2	6-7
Judkins	3/21	Loras College	ND	4.0	1	0	0	1	3	55	1-0	6-4
Allgeyer	3/23	Indiana-1	L	7.0	10	3	3	1	5	86	1-3	2-4
Schanuel	3/23	Indiana-2	W	7.0	1	0	0	4	11	110	4-0	5-1
Wallace	3/28	Bradley	ND	1.0	1	0	0	0	1	21	2-0	13-9
Allgeyer	3/30	at Illinois	W	6.1	7	5	3	1	8	--	7-5	8-5
Schanuel	3/31	at Illinois	L	2.0	7	6	6	2	1	53	0-6	12-13
McDonald	4/1	at Illinois	W	6.1	5	2	2	4	6	113	4-2	4-2
Wallace	4/4	Grand View	ND	2.0	2	2	2	0	3	28	1-2	4-2
Allgeyer	4/7	Ohio State-1	L	6.0	5	2	1	3	8	122	1-1	1-2
Schanuel	4/7	Ohio State-2	W	6.0	6	3	3	4	7	100	7-3	9-5
McDonald	4/8	Ohio State	ND	6.0	3	1	1	1	8	95	1-1	2-1
Wallace	4/11	Coe College	ND	1.0	1	0	0	0	0	19	8-0	16-1
Allgeyer	4/13	Nebraska-1	W	7.0	5	1	0	4	4	--	3-1	7-1
Schanuel	4/13	Nebraska-2	L	3.0	5	4	4	3	5	76	1-4	4-10
Wallace	4/17	N. Illinois	ND	2.0	0	0	0	1	2	25	0-0	2-0
Allgeyer	4/20	Minnesota	ND	6.1	6	3	3	2	6	91	3-3	3-4
Schanuel	4/21	Minnesota	L	2.1	4	2	2	3	5	75	0-2	0-3
McDonald	4/22	Minnesota	W	7.0	4	1	1	2	7	94	5-1	5-3
Wallace	4/25	Milwaukee	ND	2.0	6	2	2	0	3	36	3-2	12-4
Allgeyer	4/27	Michigan	W	7.0	5	1	1	2	8	106	4-1	4-2
Schanuel	4/28	Michigan	L	3.1	5	5	3	1	3	87	2-5	2-10
McDonald	4/29	Michigan	ND	3.2	6	5	5	0	4	78	3-5	7-5
Wallace	5/1	Missouri	ND	3.0	3	0	0	2	3	53	8-0	16-17
Allgeyer	5/4	Oklahoma St.	L	6.0	9	7	6	1	9	100	6-7	6-7
Schanuel	5/5	Oklahoma St.	ND	3.2	6	9	6	6	5	94	6-9	16-14
Dreyer	5/6	Oklahoma St.	W	5.0	2	1	1	3	6	103	4-1	11-3
Allgeyer	5/11	at N'western	ND	6.2	6	3	2	1	4	89	3-3	6-7
Schanuel	5/12	at N'western	L	2.2	3	3	3	2	2	57	0-3	0-4
Dreyer	5/13	at N'western	W	5.0	4	3	0	2	6	79	4-3	10-7
Kampen	5/15	at W. Illinois	ND	2.0	2	1	1	1	2	37	0-1	5-4
Allgeyer	5/17	Penn State	ND	7.0	5	0	0	2	6	93	1-0	3-1
McDonald	5/18	Penn State	ND	4.0	1	0	0	2	7	65	0-0	9-1
Dreyer	5/19	Penn State	W	6.0	2	2	2	1	6	78	8-2	8-4
Allgeyer	5/23	Michigan	ND	7.0	4	1	1	3	9	97	1-1	1-2
McDonald	5/24	Ohio State	L	4.1	7	2	1	1	4	77	0-2	0-2

STARTING PITCHER RECORDS

Pitcher	2018	Career
Nick Allgeyer	5-4	5-4
Jack Dreyer	3-1	3-1
Grant Judkins	0-0	1-0
Cole McDonald	3-2	9-6
Shane Ritter	--	0-1
Brady Schanuel	5-7	5-7
Trenton Wallace	1-0	1-0

STARTING PITCHER STATS

Pitcher	Starts	IP	W-L	R-ER	BB-K	ERA	B/AVG.
Nick Allgeyer	15	97.0	5-4	35-26	28-95	2.41	.235
Jack Dreyer	4	18.1	3-1	10-6	7-24	2.95	.182
Grant Judkins	1	4.0	0-0	0-0	1-3	0.00	.071
Kole Kampen	1	2.0	0-0	1-1	1-2	4.50	.286
Cole McDonald	11	55.2	3-2	24-20	17-52	3.23	.249
Brady Schanuel	13	52.0	5-7	41-35	43-64	6.06	.250
Trenton Wallace	8	17.0	1-0	6-5	4-17	2.65	.284
TOTALS	53	246.0	17-14	117-93	101-257	3.40	.239

RUN SUPPORT

	Starts	Total Runs	Avg.
Nick Allgeyer	15	62	4.1
High: 10 vs. Evansville, 3/17			
Low: 0 at UNLV, 3/9			
Jack Dreyer	4	32	8.0
High: 11 vs. Oklahoma State, 5/6			
Low: 3 vs. Missouri State, 3/14			
Grant Judkins	1	6	6.0
High: 6 vs. Loras, 3/21			
High: 6 vs. Loras, 3/21			
Kole Kampen	1	5	5.0
High: 5 at Western Illinois, 5/15			
Low: 5 at Western Illinois, 5/15			
Cole McDonald	11	50	4.5
High: 9 vs. Penn State, 5/18			
Low: 0, 2X, last vs. Ohio State, 5/24			
Brady Schanuel	13	79	6.1
High: 16 vs. Oklahoma State, 5/5			
Low: 0, 2X, last at Northwestern, 5/12			
Trenton Wallace	8	84	10.5
High: 16 vs. Coe College, 4/11			
Low: 2 vs. Northern Illinois, 4/17			



BULLPEN STATISTICS

Pitcher	W-L-S	App.	ERA	IP	H	R	ER	BB	K	B/Avg.
Cam Baumann	1-1-0	17	7.71	15.0	24	12	12	13	22	.343
Zach Daniels	6-2-5	25	2.56	45.2	32	16	13	23	49	.200
Jack Dreyer	2-1-0	10	4.72	13.1	14	8	7	8	18	.280
Grant Judkins	1-0-0	12	4.58	35.1	39	20	18	10	34	.279
Kole Kampen	0-0-0	6	7.71	7.0	9	7	6	6	7	.321
Grant Leonard	2-1-2	21	4.64	21.1	29	13	11	5	23	.326
Derek Lieurance	1-0-0	7	4.26	6.1	2	5	3	5	7	.091
Nick Nelsen	2-1-3	28	3.60	30.0	24	13	12	11	31	.233
Ben Probst	1-0-0	16	4.35	20.2	25	13	10	9	21	.298
Shane Ritter	0-0-0	17	8.31	13.0	13	12	12	17	9	.260
Brady Schanuel	0-0-0	1	0.00	1.0	0	0	0	0	1	.000
Kyle Shimp	0-0-1	9	10.24	9.2	11	11	11	10	10	.297
Trenton Wallace	0-0-0	5	6.43	7.0	6	5	5	5	10	.231
TOTALS	16-6-11	--	4.79	225.1	228	135	120	122	242	.265

BULLPEN STATISTICS

Opponent	Date	W-L-S	Pitchers	Inn.	H	R-ER	BB-SO
vs. Toledo	2/16	1-0-0	Ritter, Daniels, Leonard	4.0	3	0-0	5-5
vs. Oakland	2/17	1-0-1	Dreyer, Nelsen, Shimp	6.0	5	1-0	6-6
vs. Old Dom.	2/18	0-0-1	Wallace, Leonard, Baumann, Daniels	5.1	4	1-1	4-5
vs. Virginia Tech	2/23	1-0-0	Daniels	3.0	1	0-0	1-4
vs. Ball State	2/24	0-0-0	Nelsen, Baumann, Judkins, Probst	5.2	9	7-6	2-7
at New Orleans	2/25	0-0-0	Shimp	2.0	0	0-0	1-3
Cornell College	2/27	0-0-0	Ritter, Dreyer, Lieurance, Kampen, Leonard, Probst	6.0	2	1-1	1-8
at UAB	3/2	0-0-1	Leonard, Daniels	2.1	2	0-0	1-3
at UAB	3/3	0-0-0	Wallace, Nelsen, Probst	4.0	5	3-3	1-6
at UAB	3/4	0-0-0	Shimp, Leonard, Ritter, Dreyer	4.0	5	3-3	0-2
at UNLV	3/9	0-0-0	Ritter, Baumann	2.0	2	1-1	3-3
at UNLV	3/10	0-0-0	Leonard, Dreyer, Nelsen, Lieurance, Kampen	3.0	7	9-9	2-2
at UNLV	3/11	0-1-0	Daniels, Ritter, Shimp, Leonard, Wallace, Probst	3.2	10	10-5	1-3
vs. Missouri St.	3/14	0-0-0	Wallace, Ritter, Shimp, Leonard, Baumann, Kampen	6.2	6	4-4	4-7
Evansville-1	3/17	0-0-0	Nelsen, Probst	3.0	4	2-1	0-1
Evansville-2	3/17	0-0-0	Ritter, Baumann, Leonard	4.0	1	3-3	3-3
Evansville	3/18	1-0-1	Daniels, Leonard	4.0	3	1-1	1-6
Saint Louis	3/20	0-1-0	Probst, Nelsen, Dreyer, Ritter, Kampen	6.0	7	5-5	8-6
Loras College	3/21	1-0-0	Shimp, Baumann, Leonard, Nelsen	5.0	5	4-4	2-7
Indiana-1	3/23	0-0-0	Ritter, Baumann, Nelsen	2.0	1	1-1	4-3
Indiana-2	3/23	0-0-0	Daniels	2.0	1	1-1	1-1
Bradley	3/28	1-0-0	Probst, Shimp, Dreyer, Baumann, Kampen, Judkins, Leonard, Ritter, Daniels	8.0	11	9-7	10-8
at Illinois	3/30	0-0-1	Daniels, Leonard	2.2	0	0-0	2-3
at Illinois	3/31	0-0-0	Shimp, Judkins, Nelsen, Kampen, Probst	6.0	10	7-7	4-5
at Illinois	4/1	0-0-1	Daniels, Leonard, Nelsen	2.2	3	0-0	2-2
Grand View	4/4	1-0-1	Lieurance, Dreyer, Shimp, Baumann, Ritter, Probst, Nelsen	7.0	2	0-0	1-10
Ohio State-1	4/7	0-0-0	Judkins	3.0	3	0-0	1-3
Ohio State-2	4/7	0-0-0	Nelsen, Baumann	3.0	4	2-2	1-3
Ohio State	4/8	1-0-0	Daniels	3.0	1	0-0	1-3
Coe College	4/11	1-0-0	Probst, Dreyer, Lieurance, Ritter, Baumann, Leonard	8.0	8	1-1	1-9
at Nebraska-1	4/13	0-0-0	Daniels	2.0	2	0-0	1-2
at Nebraska-2	4/13	0-0-0	Nelsen, Judkins, Baumann, Leonard, Lieurance, Wallace	5.0	5	6-6	7-2
N. Illinois	4/17	1-0-1	Probst, Dreyer, Ritter, Baumann, Nelsen, Daniels	7.0	1	0-0	4-3
at Minnesota	4/20	0-1-0	Nelsen, Daniels	1.2	2	1-1	1-1
at Minnesota	4/21	0-0-0	Nelsen, Judkins	5.2	3	1-1	1-3
at Minnesota	4/22	0-0-0	Daniels	2.0	1	2-2	1-1
Milwaukee	4/25	1-0-0	Ritter, Dreyer, Baumann, Probst, Leonard	7.0	7	2-0	1-12
Michigan	4/27	0-0-0	Daniels	2.0	2	1-1	1-3
Michigan	4/28	0-0-0	Nelsen, Judkins, Ritter, Baumann, Probst	5.2	9	5-5	5-7
Michigan	4/29	1-0-0	Nelsen, Daniels	5.1	5	0-0	2-7
Missouri	5/1	0-1-0	Ritter, Nelsen, Probst, Leonard, Judkins, Baumann, Lieurance	8.0	21	17-17	6-10
Oklahoma St.	5/4	0-0-0	Nelsen, Daniels	3.0	1	0-0	1-4
Oklahoma St.	5/5	1-0-0	Lieurance, Baumann, Probst, Nelsen, Daniels	5.1	7	5-3	3-7
Oklahoma St.	5/6	0-0-0	Judkins, Nelsen	4.0	4	2-2	2-4
at N'western	5/11	0-1-0	Nelsen, Daniels, Leonard	3.1	4	4-4	5-3
at N'western	5/12	0-0-0	Judkins, Nelsen	5.1	4	1-1	1-6
at N'western	5/13	0-0-1	Probst, Baumann, Daniels	4.0	7	4-4	1-4
at W. Illinois	5/15	1-0-1	Ritter, Leonard, Daniels, Nelsen	7.0	3	3-3	3-6
Penn State	5/17	1-0-0	Daniels	2.0	3	1-1	0-4
Penn State	5/18	1-0-0	Judkins	5.0	2	1-1	0-8
Penn State	5/19	0-0-0	Nelsen, Schanuel, Daniels	3.0	5	2-2	0-3
Michigan	5/23	0-1-0	Daniels, Nelsen	2.2	2	1-1	2-3
Ohio State	5/24	0-0-0	Nelsen, Judkins, Leonard	4.2	3	0-0	0-2

SAVE OPPORTUNITIES

Pitcher	2018	Career
Nick Allgeyer	--	3/3
Zach Daniels	5/6	11/14
Grant Leonard	2/3	2/3
Nick Nelsen	3/3	3/3
Shane Ritter	--	5/5
Kyle Shimp	1/1	1/1

INHERITED RUNNERS

Pitcher	2018	Career
Nick Allgeyer	--	14/3
Cam Baumann	13/2	13/2
Zach Daniels	18/3	64/18
Jack Dreyer	2/2	2/2
Grant Judkins	11/5	13/5
Kole Kampen	5/2	5/2
Grant Leonard	31/18	31/18
Derek Lieurance	8/3	8/3
Cole McDonald	--	0/0
Nick Nelsen	45/13	72/23
Ben Probst	7/1	7/1
Shane Ritter	4/2	25/14
Kyle Shimp	1/1	13/2
Trenton Wallace	8/1	8/1



2018 IOWA BASEBALL OVERALL STATISTICS

Record: 33-20 Home: 20-6 Away: 9-10 Neutral: 4-4 B1G: 13-9

Player	avg	gp-gs	ab	r	h	2b	3b	hr	rbi	tb	slg%	bb	hp	so	gdp	ob%	sf	sh	sb-att	po	a	e	fld%	
5 Cropley, Tyler	.342	53-53	199	43	68	20	0	9	50	115	.578	30	11	28	4	.449	3	0	4-7	424	25	4	.991	
44 Neustrom, Robert	.311	53-53	212	43	66	15	0	11	36	114	.538	25	2	34	4	.386	2	0	4-6	95	1	1	.990	
3 Hoeg, Matt	.272	52-43	162	24	44	10	1	3	30	65	.401	17	2	42	1	.342	3	1	3-4	186	46	4	.983	
23 Crowl, Kyle	.247	52-52	182	41	45	8	1	6	33	73	.401	34	12	36	3	.394	3	2	0-0	61	135	11	.947	

28 Whelan, Chris	.308	38-38	156	36	48	4	0	4	10	64	.410	17	8	19	4	.403	0	0	2-3	49	3	0	1.000	
1 Elion, Lorenzo	.275	45-37	142	13	39	3	1	2	27	50	.352	4	3	30	2	.303	3	1	5-7	18	42	14	.811	
4 Boe, Mitchell	.266	51-50	154	23	41	10	0	1	23	54	.351	20	2	30	8	.352	3	4	7-10	84	111	6	.970	
20 Guzzo, Austin	.245	45-31	110	26	27	5	0	3	13	41	.373	23	4	40	0	.394	0	0	3-3	138	8	4	.973	
6 Jenkins, Justin	.245	50-45	143	23	35	7	0	1	20	45	.315	25	7	45	2	.379	2	6	4-7	100	2	2	.981	
16 Wetrich, Tanner	.224	35-20	76	14	17	4	1	1	11	26	.342	10	2	25	3	.326	1	0	3-5	34	9	6	.878	
13 Berst, Matt	.222	10-3	9	2	2	0	0	0	0	2	.222	0	0	5	0	.222	0	1	0-0	36	3	0	1.000	
38 Wallace, Trenton	.200	7-0	5	0	1	0	0	0	0	1	.200	1	0	2	0	.333	0	0	0-0	7	5	0	1.000	
9 Norman, Ben	.189	47-29	106	12	20	5	3	0	12	31	.292	12	4	31	3	.293	1	3	1-2	55	2	0	1.000	
32 McCleary, Brett	.172	16-9	29	3	5	0	0	0	5	5	.172	8	1	8	0	.350	2	0	0-1	48	4	1	.981	
7 Judkins, Grant	.167	18-9	30	3	5	2	0	0	3	7	.233	11	2	8	0	.419	0	1	1-1	50	8	0	1.000	
8 Farley, Luke	.167	20-2	30	4	5	2	1	0	2	9	.300	1	1	10	1	.219	0	0	0-0	4	0	1	.800	
14 Pettigrew, Zion	.167	14-0	18	2	3	0	0	0	3	3	.167	3	0	6	1	.286	0	0	0-0	7	11	1	.947	
37 Massner, Kace	.067	15-3	15	5	1	0	0	0	2	1	.067	3	0	7	0	.222	0	0	2-2	1	0	0	1.000	
Totals	.265	53	1778	317	472	95	8	41	280	706	.397	244	61	406	36	.369	23	19	39-58	1414	481	56	.971	
Opponents	.251	53	1791	252	450	84	4	40	232	662	.370	223	43	499	38	.345	18	29	26-41	1383	464	61	.968	

LOB - Team (427), Opp (438). DPs turned - Team (46), Opp (45). CI - Team (0), Opp (2). IBB - Team (4), Neustrom 2, Cropley 1, Wetrich 1, Opp (11). Picked off - Neustrom 2, Boe 2, Elion 2, McCleary 1, Crowl 1, Cropley 1, Whelan 1, Berst 1.

(All games Sorted by Earned run avg)

Player	era	w-l	app	gs	cg	sho	sv	ip	h	r	er	bb	so	2b	3b	hr	b/avg	wp	hp	bks	sfa	sha		
24 Allgeyer, Nick	2.41	5-4	15	15	0	0/0	0	97.0	85	35	26	28	95	16	1	10	.235	1	4	1	0	7		
11 McDonald, Cole	3.23	3-2	11	11	0	0/0	0	55.2	52	24	20	17	52	5	0	5	.249	0	2	0	1	1		
27 Schanuel, Brady	5.94	5-7	14	13	0	0/0	0	53.0	51	41	35	43	65	16	0	5	.246	7	6	0	2	2		

2 Daniels, Zach	2.56	6-2	25	0	0	0/1	5	45.2	32	16	13	23	49	6	1	3	.200	7	5	2	3	3		
12 Nelsen, Nick	3.60	2-1	28	0	0	0/1	3	30.0	24	13	12	11	31	7	0	2	.233	0	4	2	3	4		
33 Dreyer, Jack	3.69	5-2	14	4	0	0/1	0	31.2	26	18	13	15	42	7	0	2	.224	2	8	0	0	1		
38 Wallace, Trenton	3.75	1-0	13	8	0	0/1	0	24.0	25	11	10	9	27	3	0	3	.269	1	3	1	1	2		
7 Judkins, Grant	4.12	1-0	13	1	0	0/0	0	39.1	40	20	18	11	37	9	2	1	.260	4	0	2	4	2		
10 Lieurance, Derek	4.26	1-0	7	0	0	0/0	0	6.1	2	5	3	5	7	0	0	1	.091	2	2	0	0	1		
19 Probst, Ben	4.35	1-0	16	0	0	0/1	0	20.2	25	13	10	9	21	4	0	1	.298	2	3	0	0	1		
43 Leonard, Grant	4.64	2-1	21	0	0	0/0	2	21.1	29	13	11	5	23	3	0	2	.326	1	0	1	2	1		
22 Kampen, Kole	7.00	0-0	7	1	0	0/0	0	9.0	11	8	7	7	9	2	0	3	.314	1	0	1	1	1		
35 Baumann, Cam	7.20	1-1	18	0	0	0/1	0	15.0	24	12	12	13	22	2	0	1	.343	4	2	0	0	0		
18 Ritter, Shane	8.31	0-0	17	0	0	0/1	0	13.0	13	12	12	17	9	3	0	1	.260	4	3	0	0	0		
45 Shimp, Kyle	10.24	0-0	9	0	0	0/0	1	9.2	11	11	11	10	10	1	0	0	.297	1	1	0	1	3		
Totals	4.07	33-20	53	53	0	1/1	11	471.1	450	252	213	223	499	84	4	40	.251	37	43	10	18	29		
Opponents	5.17	20-33	53	53	0	5/5	10	461.0	472	317	265	244	406	95	8	41	.265	57	61	5	23	19		

PB - Team (9), Cropley 6, McCleary 2, Berst 1, Opp (16). Pickoffs - Team (4), Dreyer 1, Wallace 1, Cropley 1, Nelsen 1, Opp (11). SBA/ATT - Cropley (22-31), McDonald (7-9), Allgeyer (1-5), Baumann (4-5), Nelsen (2-4), Dreyer (3-4), Ritter (1-3), Judkins (3-3), McCleary (2-3), Daniels (1-2), Wallace (0-2), Kampen (2-2), Berst (2-2), Shimp (1-1), Schanuel (1-1).



2018 IOWA BASEBALL OVERALL STATISTICS - BIG TEN ONLY

Record: 13-9 Home: 8-3 Away: 5-6 B1G: 13-9

Player	avg	gp-gs	ab	r	h	2b	3b	hr	rbi	tb	slg%	bb	hp	so	gdp	ob%	sf	sh	sb-att	po	a	e	fld%		
5 Cropley, Tyler	.317	22-22	82	17	26	6	0	4	15	44	.537	12	4	12	1	.424	1	0	2-3	201	12	1	.995		
4 Boe, Mitchell	.284	22-22	67	7	19	4	0	0	12	23	.343	10	0	14	2	.367	2	1	3-5	38	51	3	.967		
6 Jenkins, Justin	.265	22-22	68	10	18	5	0	1	8	26	.382	11	1	18	1	.370	1	2	1-3	50	2	2	.963		
28 Whelan, Chris	.263	22-22	95	14	25	3	0	3	7	37	.389	7	2	12	2	.327	0	0	1-1	20	2	0	1.000		
44 Neustrom, Robert	.244	22-22	90	15	22	6	0	4	12	40	.444	9	1	18	2	.320	0	0	0-1	39	0	0	1.000		
23 Crawl, Kyle	.243	22-22	74	13	18	4	0	1	11	25	.338	16	4	15	0	.396	2	1	0-0	24	60	6	.933		

38 Wallace, Trenton	1.000	1-0	1	0	1	0	0	0	0	1	1.000	0	0	0	0	1.000	0	0	0-0	0	0	0	.000		
8 Farley, Luke	.429	5-0	7	1	3	1	1	0	0	6	.857	0	0	2	0	.429	0	0	0-0	0	0	0	.000		
3 Hoeg, Matt	.254	21-16	63	8	16	4	1	1	10	25	.397	4	0	13	1	.299	0	0	1-1	69	21	2	.978		
14 Pettigrew, Zion	.250	3-0	4	1	1	0	0	0	1	1	.250	1	0	0	1	.400	0	0	0-0	3	3	0	1.000		
9 Norman, Ben	.231	17-10	39	6	9	3	1	0	5	14	.359	1	1	11	1	.262	1	1	0-0	19	1	0	1.000		
16 Wetrich, Tanner	.206	14-10	34	4	7	0	0	1	5	10	.294	3	0	12	2	.263	1	0	1-3	20	0	0	1.000		
1 Elion, Lorenzo	.183	18-16	60	4	11	1	0	0	9	12	.200	3	0	11	1	.222	0	0	1-2	4	12	6	.727		
20 Guzzo, Austin	.146	20-12	41	9	6	1	0	1	4	10	.244	10	2	17	0	.340	0	0	0-0	72	2	1	.987		
7 Judkins, Grant	.083	7-2	12	0	1	1	0	0	1	2	.167	0	1	3	0	.154	0	1	0-0	17	4	0	1.000		
37 Massner, Kace	.000	2-0	0	2	0	0	0	0	0	0	.000	0	0	0	0	.000	0	0	0-0	0	0	0	.000		
13 Berst, Matt	.000	2-0	0	0	0	0	0	0	0	0	.000	0	0	0	0	.000	0	0	0-0	2	0	0	1.000		
Totals	.248	22	737	111	183	39	3	16	100	276	.374	87	16	158	14	.337	8	6	10-19	581	195	22	.972		
Opponents	.249	22	731	95	182	40	2	16	87	274	.375	89	12	204	21	.336	10	7	9-18	575	193	23	.971		

LOB - Team (168), Opp (173). DPs turned - Team (22), Opp (15). IBB - Team (2), Cropley 1, Wetrich 1, Opp (9). Picked off - Elion 1.

(B1G games only Sorted by Earned run avg)

Player	era	w-l	app	gs	cg	sho	sv	ip	h	r	er	bb	so	2b	3b	hr	b/avg	wp	hp	bk	sfa	sha	
24 Allgeyer, Nick	2.19	3-2	8	8	0	0/0	0	53.1	49	18	13	16	49	8	0	6	.246	0	2	0	0	2	
2 Daniels, Zach	2.59	3-0	13	0	0	0/0	2	24.1	20	7	7	13	26	6	0	0	.227	5	3	1	3	1	
11 McDonald, Cole	3.00	2-0	5	5	0	0/0	0	27.0	19	9	9	9	32	2	0	2	.196	0	1	0	1	0	
7 Judkins, Grant	4.50	1-0	7	0	0	0/0	0	24.0	25	12	12	7	26	5	2	1	.269	3	0	1	2	1	
27 Schanuel, Brady	6.91	2-5	8	7	0	0/0	0	27.1	31	23	21	19	35	9	0	4	.277	2	2	0	2	1	

38 Wallace, Trenton	0.00	0-0	1	0	0	0/0	0	0.1	0	0	0	0	1	0	0	0	.000	0	0	0	0	0	
33 Dreyer, Jack	1.64	2-0	2	2	0	0/0	0	11.0	6	5	2	3	12	3	0	0	.158	0	2	0	0	1	
19 Probst, Ben	2.08	0-0	3	0	0	0/0	0	4.1	6	1	1	2	4	1	0	0	.353	0	0	0	0	0	
12 Nelsen, Nick	2.57	0-1	12	0	0	0/0	1	14.0	8	4	4	7	11	4	0	1	.182	0	1	1	2	1	
43 Leonard, Grant	4.91	0-1	4	0	0	0/0	1	3.2	4	2	2	1	3	1	0	0	.267	0	0	0	0	0	
10 Lieurance, Derek	13.50	0-0	1	0	0	0/0	0	0.2	0	1	1	3	0	0	0	0	.000	0	0	0	0	0	
35 Baumann, Cam	18.00	0-0	5	0	0	0/0	0	3.0	6	6	6	6	4	0	0	1	.400	1	1	0	0	0	
22 Kampen, Kole	54.00	0-0	1	0	0	0/0	0	0.1	3	2	2	2	1	1	0	1	.750	0	0	0	0	0	
18 Ritter, Shane	54.00	0-0	2	0	0	0/0	0	0.1	2	2	2	1	0	0	0	0	.667	0	0	0	0	0	
45 Shimp, Kyle	99.00	0-0	1	0	0	0/0	0	0.0	3	3	3	0	0	0	0	0	1.000	1	0	0	0	0	
Totals	3.95	13-9	22	22	0	0/0	4	193.2	182	95	85	89	204	40	2	16	.249	12	12	3	10	7	
Opponents	4.23	9-13	22	22	0	2/2	5	191.2	183	111	90	87	158	39	3	16	.248	19	16	1	8	6	

PB - Team (2), Cropley 2, Opp (7). Pickoffs - Team (1), Nelsen 1, Opp (1). SBA/ATT - Cropley (9-15), Allgeyer (1-5), McDonald (3-4), Nelsen (1-3), Baumann (2-2), Judkins (2-2), Daniels (0-1), Dreyer (0-1).



2018 IOWA BASEBALL GAME SUMMARY

Score by innings	1	2	3	4	5	6	7	8	9	EX	Total
Iowa	55	30	41	37	26	27	37	29	32	3	317
Opponents	27	11	48	28	21	36	28	31	17	5	252

Record when ...

Overall	33-20	After 6 leading	25-1
Conference	13-9 trailing	4-17
Non-Conference	20-11 tied	4-2
Home games	20-6	After 7 leading	25-1
Away games	9-10 trailing	2-17
Neutral site	4-4 tied	6-2
Day games	25-18	After 8 leading	27-1
Night games	8-2 trailing	1-18
vs Left starter	8-6 tied	5-1
vs Right starter	25-14		
1-Run games	5-8	Hit 0 home runs	17-12
2-Run games	10-2	... 1 home run	9-6
5+Run games	10-6	... 2+ home runs	7-2
Extra innings	1-3		
Shutouts	1-5	Opponent 0 home runs	21-8
	 1 home run	10-3
	 2+ HRs	2-9
Scoring 0-2 runs	3-10		
..... 3-5 runs	11-4		
..... 6-9 runs	10-4	Made 0 errors	11-7
..... 10+ runs	9-2 1 error	10-9
	 2+ errors	12-4
Opponent 0-2 runs	15-3		
..... 3-5 runs	14-6	Opp. made 0 errors	10-9
..... 6-9 runs	3-4 1 error	9-9
..... 10+ runs	1-7 2+ errors	14-2
Scored in 1st inning	13-5	Out-hit opponent	24-3
Opp. scored in 1st	10-7	Out-hit by opponent	6-16
Scores first	22-8	Hits are tied	3-1
Opp. scores first	11-12		

Record when team scores:

Runs	0	1	2	3	4	5	6	7	8	9	10+
W-L	0-5	0-2	3-3	1-3	7-1	3-0	1-4	2-0	5-0	2-0	9-2

Record when opponent scores:

Runs	0	1	2	3	4	5	6	7	8	9	10+
W-L	1-0	10-0	4-3	7-1	4-5	3-0	1-0	1-3	0-1	1-0	1-7

Record when leading after:

Inn.	1	2	3	4	5	6	7	8
W-L	10-4	15-5	20-4	20-2	22-3	25-1	25-1	27-1

Record when trailing after:

Inn.	1	2	3	4	5	6	7	8
W-L	5-7	5-8	6-11	6-12	6-12	4-17	2-17	1-18

Record when tied after:

Inn.	1	2	3	4	5	6	7	8
W-L	18-9	13-7	7-5	7-6	5-5	4-2	6-2	5-1

Current losing streak: 2
 Longest winning streak: 5
 Longest losing streak: 5

Home attendance : 21692 (23 dates avg = 943)
 Away attendance : 21413 (26 dates avg = 823)
 Total attendance: 43105 (49 dates avg = 879)

DEFICITS OVERCOME

*Trailed 3-1 through 7 and 3-2 through 8 vs. Toledo (2/16)	W, 4-3
Trailed 6-5 through 5 vs. Oakland (2/17)	W, 8-6
Trailed 1-0 through 3 at UNLV (3/10)	L, 2-11
Trailed 1-0 through 1 at UNLV (3/11)	L, 3-13
Trailed 2-1 through 6.5 vs. Evansville (3/18)	W, 4-3
Trailed 2-0 through 2.5 and 3-2 through 4.5 vs. Saint Louis (3/20)	L, 6-7
*Trailed 4-1 through 7.5 vs. Loras College (3/21)	W, 6-4
*Trailed 9-8 through 7.5 vs. Bradley (3/28)	W, 13-9
Trailed 2-1 through 1.5 at #22 Illinois (3/30)	W, 8-5
Trailed 2-0 through 5 at #22 Illinois (4/1)	W, 4-2
Trailed 2-0 through 1.5 vs. Grand View (4/4)	W, 4-2
Trailed 1-0 through .5 vs. Ohio State (4/7)	W, 9-5
Trailed 1-0 through 1 at Nebraska (4/13)	W, 7-1
Trailed 2-0 through 1/2 inning vs. Milwaukee (4/25)	W, 12-4
*Trailed 5-0 through 1.5 innings vs. #7 Michigan (4/29)	W, 7-5
Trailed 11-6 through 3.5, 12-9 through 6.5 vs. #12 Oklahoma State (5/5)	W, 16-14
Trailed 5-3 through 8 at Northwestern (5/11)	L, 6-7
Trailed 3-2 through 3 at Northwestern (5/13)	W, 10-7
Trailed 4-0 through 3, 4-3 through 5 at W. Illinois (5/15)	W, 5-4

*Walkoff wins



2018 IOWA BASEBALL PITCHING SUMMARY

Date	Opponent	ip	h	r	er	bb	so	2b	3b	hr	wp	bk	hbp	dp	ibb	score	w-l	sv	era
Feb 16	vs Toledo	9.0	7	3	0	8	12	0	0	0	0	0	1	1	0	4-3	1-0	0	0.00
Feb 17	vs Oakland	9.0	12	6	5	7	7	1	0	1	0	1	0	1	0	8-6	2-0	1	2.50
Feb 18	vs Old Dominion	9.0	6	1	1	6	9	1	0	0	0	0	2	2	0	4-1	3-0	2	2.00
Feb 23	vs Virginia Tech	10.0	6	1	1	1	12	0	0	1	0	0	0	2	0	2-1	4-0	2	1.70
Feb 24	vs Ball St.	8.0	14	14	12	6	11	1	0	3	1	1	1	0	0	6-14	4-1	2	3.80
Feb 25	at New Orleans	9.0	3	2	0	2	7	0	0	0	0	0	1	1	0	8-2	5-1	2	3.17
Feb 27	CORNELL COLLEGE	9.0	6	1	1	1	12	1	0	0	2	0	1	0	0	15-1	6-1	2	2.86
Mar 02	at UAB	9.0	6	1	1	2	7	1	0	0	0	1	1	2	0	4-1	7-1	3	2.62
Mar 03	at UAB	9.0	6	3	2	5	13	2	0	0	0	0	2	0	0	11-3	8-1	3	2.56
Mar 04	at UAB	8.0	10	4	4	1	6	2	0	0	0	0	0	0	0	0-4	8-2	3	2.73
Mar 09	at UNLV	8.0	8	4	4	5	8	3	0	0	1	0	1	0	1	0-4	8-3	3	2.88
Mar 10	at UNLV	8.0	12	11	11	6	6	6	0	0	3	0	4	1	0	2-11	8-4	3	3.60
Mar 11	at UNLV	8.0	16	13	8	2	6	1	0	3	3	1	1	1	0	3-13	8-5	3	3.98
Mar 14	vs Missouri State	9.0	10	8	7	5	13	2	0	2	3	1	3	0	0	3-8	8-6	3	4.20
Mar 17	EVANSVILLE	9.0	8	3	2	2	5	3	0	0	0	0	0	1	0	10-3	9-6	3	4.05
Mar 17	EVANSVILLE	9.0	2	3	3	7	9	0	0	1	0	0	0	0	0	8-3	10-6	3	3.99
Mar 18	EVANSVILLE	9.0	8	3	2	4	10	1	1	0	0	0	1	0	0	4-3	11-6	4	3.87
Mar 20	SAINT LOUIS	9.0	9	7	6	9	7	2	0	2	2	0	2	2	0	6-7	11-7	4	3.99
Mar 21	LORAS COLLEGE	9.0	6	4	4	3	10	0	0	0	1	0	0	0	1	6-4	12-7	4	3.99
*Mar 23	INDIANA	9.0	11	4	4	5	8	1	0	2	1	1	1	4	2	2-4	12-8	4	3.99
*Mar 23	INDIANA	9.0	2	1	1	5	12	0	0	0	0	0	1	0	0	5-1	13-8	4	3.84
Mar 28	BRADLEY	9.0	12	9	7	10	9	3	0	1	3	0	1	2	0	13-9	14-8	4	3.99
*Mar 30	at Illinois	9.0	7	5	3	3	11	2	0	2	0	0	2	1	0	8-5	15-8	5	3.95
*Mar 31	at Illinois	8.0	17	13	13	6	6	4	1	3	1	0	1	2	0	12-13	15-9	5	4.35
*Apr 01	at Illinois	9.0	8	2	2	6	8	0	0	0	0	0	0	2	1	4-2	16-9	6	4.25
Apr 04	GRAND VIEW	9.0	4	2	2	1	13	0	0	1	0	0	1	0	0	4-2	17-9	7	4.17
*Apr 07	OHIO STATE	9.0	8	2	1	4	11	3	1	0	0	0	0	0	2	1-2	17-10	7	4.05
*Apr 07	OHIO STATE	9.0	10	5	5	5	10	3	0	0	0	0	0	1	0	9-5	18-10	7	4.08
*Apr 08	OHIO STATE	9.0	4	1	1	2	11	0	0	1	2	0	0	1	0	2-1	19-10	7	3.97
Apr 11	COE COLLEGE	9.0	9	1	1	1	9	0	0	0	1	0	0	2	0	16-1	20-10	7	3.87
*Apr 13	at Nebraska	9.0	7	1	0	5	6	2	0	0	0	0	0	4	0	7-1	21-10	7	3.74
*Apr 13	at Nebraska	8.0	10	10	10	10	7	4	0	3	0	0	1	2	1	4-10	21-11	7	3.96
Apr 17	NORTHERN ILLINOIS	9.0	1	0	0	5	5	0	0	0	0	0	1	3	0	2-0	22-11	8	3.84
*Apr 20	at Minnesota	8.0	8	4	4	3	7	2	0	0	1	0	0	1	0	3-4	22-12	8	3.85
*Apr 21	at Minnesota	8.0	7	3	3	4	8	2	0	0	1	1	0	0	0	0-3	22-13	8	3.84
*Apr 22	at Minnesota	9.0	5	3	3	3	8	2	0	0	0	0	0	0	0	5-3	23-13	8	3.82
Apr 25	MILWAUKEE	9.0	13	4	2	1	15	1	0	1	0	0	1	0	0	12-4	24-13	8	3.77
*Apr 27	MICHIGAN	9.0	7	2	2	3	11	2	0	0	0	0	0	0	0	4-2	25-13	9	3.72
*Apr 28	MICHIGAN	9.0	14	10	8	6	10	0	0	1	3	0	1	0	0	2-10	25-14	9	3.83
*Apr 29	MICHIGAN	9.0	11	5	5	2	11	2	0	1	0	0	1	1	1	7-5	26-14	9	3.86
May 01	MISSOURI	11.0	24	17	17	8	13	5	0	1	2	0	2	0	0	16-17	26-15	9	4.17
May 04	OKLAHOMA STATE	9.0	10	7	6	2	13	2	1	2	0	0	0	0	0	6-7	26-16	9	4.21
May 05	OKLAHOMA STATE	9.0	13	14	9	9	12	3	0	3	3	0	2	0	0	16-14	27-16	9	4.32
May 06	OKLAHOMA STATE	9.0	6	3	3	5	10	1	0	1	0	0	1	0	0	11-3	28-16	9	4.29
*May 11	at Northwestern	9.2	10	7	6	6	7	2	0	2	1	1	1	0	2	6-7	28-17	9	4.32
*May 12	at Northwestern	8.0	7	4	4	3	8	1	0	0	0	0	0	1	0	0-4	28-18	9	4.33
*May 13	at Northwestern	9.0	11	7	4	3	10	3	0	1	0	0	1	0	0	10-7	29-18	10	4.32
May 15	at Western Illinois	9.0	5	4	4	4	8	0	0	0	0	2	1	1	0	5-4	30-18	11	4.31
*May 17	PENN STATE	9.0	8	1	1	2	10	1	0	0	0	0	1	1	0	3-1	31-18	11	4.24
*May 18	PENN STATE	9.0	3	1	1	2	15	1	0	0	1	0	0	0	0	9-1	32-18	11	4.18
*May 19	PENN STATE	9.0	7	4	4	1	9	3	0	0	1	0	1	1	0	8-4	33-18	11	4.18
May 23	vs Michigan	9.2	6	2	2	5	12	1	0	1	0	0	0	1	0	1-2	33-19	11	4.13
May 24	vs Ohio State	9.0	10	2	1	1	6	1	0	0	0	0	0	1	0	0-2	33-20	11	4.07
Totals		471.1	450	252	213	223	499	84	4	40	37	10	43	46	11	317-252	33-20	11	4.07



2018 IOWA BASEBALL MISCELLANEOUS STATS

Multiple Hit Games	2	3	4	5+	Total
5 Cropley, Tyler	15	6	-	-	21
44 Neustrom, Robert	14	5	-	-	19
3 Hoeg, Matt	12	1	-	-	13
28 Whelan, Chris	10	2	1	-	13
4 Boe, Mitchell	9	1	-	-	10
23 Crowl, Kyle	9	-	1	-	10
6 Jenkins, Justin	8	-	-	-	8
1 Elion, Lorenzo	4	1	1	1	7
16 Wetrich, Tanner	5	1	-	-	6
9 Norman, Ben	2	1	-	-	3
20 Guzzo, Austin	3	-	-	-	3
13 Berst, Matt	1	-	-	-	1
32 McCleary, Brett	1	-	-	-	1
8 Farley, Luke	1	-	-	-	1
TEAM	94	18	3	1	116

Multiple RBI Games	2	3	4	5+	Total
5 Cropley, Tyler	8	3	1	2	14
44 Neustrom, Robert	6	1	1	1	9
23 Crowl, Kyle	7	-	1	-	8
3 Hoeg, Matt	5	1	-	1	7
1 Elion, Lorenzo	4	2	-	1	7
4 Boe, Mitchell	3	2	-	-	5
6 Jenkins, Justin	4	1	-	-	5
9 Norman, Ben	2	1	-	-	3
20 Guzzo, Austin	3	-	-	-	3
16 Wetrich, Tanner	1	1	1	-	3
28 Whelan, Chris	2	-	-	-	2
32 McCleary, Brett	1	-	-	-	1
TEAM	46	12	4	5	67

Hitting Streaks	Longest	Current
5 Cropley, Tyler	12	1
44 Neustrom, Robert	10	-
23 Crowl, Kyle	8	-
28 Whelan, Chris	7	1
3 Hoeg, Matt	7	-
4 Boe, Mitchell	5	1
6 Jenkins, Justin	5	-
16 Wetrich, Tanner	4	-
20 Guzzo, Austin	4	1
1 Elion, Lorenzo	4	2
9 Norman, Ben	3	-
32 McCleary, Brett	2	-
38 Wallace, Trenton	1	-
37 Massner, Kace	1	-
7 Judkins, Grant	1	-
8 Farley, Luke	1	-
13 Berst, Matt	1	-
14 Pettigrew, Zion	1	-

Reached Base Streaks	Longest	Current
5 Cropley, Tyler	19	1
44 Neustrom, Robert	14	-
23 Crowl, Kyle	14	1
9 Norman, Ben	10	-
3 Hoeg, Matt	10	-
6 Jenkins, Justin	8	-
4 Boe, Mitchell	8	1
28 Whelan, Chris	8	7
16 Wetrich, Tanner	6	-
20 Guzzo, Austin	6	1
1 Elion, Lorenzo	6	2
32 McCleary, Brett	4	-
7 Judkins, Grant	3	1
38 Wallace, Trenton	2	-
14 Pettigrew, Zion	2	-
37 Massner, Kace	2	-
8 Farley, Luke	2	-
13 Berst, Matt	1	-



THE LAST TIME...

Hitting Categories:

A Hawkeye hit a walk-off home run	Tyler Cropley, April 29, 2018 vs. #7 Michigan (W, 7-5)
A Hawkeye hit a lead-off home run	Matt Hoeg, March 14, 2018, vs. Missouri State (L, 3-8)
A Hawkeye hit a grand slam	Tyler Cropley, March 28, 2018 vs. Bradley (W, 13-9)
A Hawkeye hit for the cycle	Lorenzo Elion (5-for-6, 2 HR, 6 RBIs, 4 R) vs. Coe College, 4/11/18
A Hawkeye had 8 or more at-bats	^Eric Toole (3-for-8), Jake Manger (3-for-8), Joel Booker (2-for-8) vs. Sacramento State, 4/28/15
A Hawkeye hit four home runs in a game.....	Bill Heinz, April 20, 1988 at Minnesota (W, 17-3)
A Hawkeye hit three home runs in a game.....	Jake Adams, May 19, 2017, at Kansas State (3-for-4, 7 RBIs), 12-11 win (10 innings)
A Hawkeye hit two home runs in a game	Robert Neustrom vs. #12 Oklahoma State, 5/5/18 (3-for-5, 5 RBIs, 3 R), W, 16-14
A Hawkeye had five hits in a game	^Lorenzo Elion vs. Coe College, 4/11/18 (5-for-6, 2 HR, 6 RBIs, 4 R), W, 16-1
A Hawkeye had three doubles in a game	Tyler Cropley vs. Coe College, 4/11/18 (3-for-5, 2 R, 2 RBIs), W, 16-1
A Hawkeye hit two triples in a game.....	Zach McCool, April 20, 2010 vs Western Illinois (W, 6-5)
A Hawkeye had six RBIs in a game	6, Matt Hoeg vs. #12 Oklahoma State, 5/5/18 (2-for-4, 6 RBIs)
A Hawkeye stole five bases in a game	Lance Platz at Purdue in 1979
A Hawkeye stole home	Mitchell Boe at Western Illinois, 5/15/18 (T9th) (W, 5-4)
A Hawkeye walked four times in a game	^Kyle Crowl vs. Penn State, 5/17/18 & 5/18/18 (8 consecutive walks) (W, 3-1, W, 9-1)
A Hawkeye had three sacrifice hits in a game.....	Travis Sweet, March 23, 2007 at North Dakota State (W, 6-5)
A Hawkeye scored five runs in a game.....	^Austin Guzzo, March 8, 2016, vs. Northwestern College (W, 28-0)
A Hawkeye was hit by three pitches in a game.....	Nick Day, April 25, 2014 vs. South Dakota State
A Hawkeye hit a home run in five consecutive games	Jake Adams (May 12-18, 2017, vs. Ohio State, vs. Omaha, at Illinois)
A Hawkeye hit triples in consecutive games	Ben Norman at UAB (March 2-3, 2018)
The Hawkeyes hit back-to-back triples in a game	T.J. Cataldo & Matt Mossey, April 20, 2008 vs. Northwestern (L, 9-6)
The Hawkeyes hit five or more home runs in a game	7, May 1, 2018, vs. Missouri (L, 16-17, 11 Inn.) (Cropley, Hoeg, Neustrom, Crowl, Cropley, Boe, Whelan)
The Hawkeyes hit two grand slams in the same game.....	Robert Neustrom, Tyler Cropley vs. Bradley (W, 12-1), 3/22/17
The Hawkeyes hit back-to-back-to-back home runs in same game	May 18, 2017, at Illinois (McCoy, Adams, Neustrom)
The Hawkeyes left 15 or more people on base.....	16 vs. Bucknell, 2/17/17
The Hawkeyes hit into five double plays.....	May 23, 2007 vs. Illinois (L, 12-3 in Big Ten Tournament)

Pitching Categories:

A Hawkeye pitcher threw a no-hitter (7 innings)	Bill Drambel, 1979 vs. Kansas State
A Hawkeye pitcher threw a no-hitter (9 innings)	Cole McDonald, 8/25/17 vs. Czech Republic (World University Games) (W, 8-0)
A Hawkeye pitcher threw a perfect game (7 innings).....	Chad Blackwell, April 29, 2000 vs. Northwestern (W, 4-0)
A Hawkeye pitcher threw a one-hitter (9 innings)	Jarred Hippen, April 29, 2011 at Minnesota (L, 1-0)
A Hawkeye pitcher threw a two-hitter (7 innings).....	Steve Turnbull, March 23, 2007 vs. North Dakota State (W, 8-0)
Iowa was one hit	May 23, 2018 vs. Michigan at BTT (L, 2-1, 10 innings)
Iowa was no-hit	Apr. 21, 2012 vs. Penn State (L, 2-0)
A Hawkeye pitcher threw a complete game (7 innings)	Steve Turnbull, May 3, 2008 vs. Minnesota (W, 6-1)
A Hawkeye pitcher threw a complete game (9 innings).....	C.J. Eldred, March 25, 2016 vs. Maryland (W, 8-1), April 1, 2016, at Minnesota (L, 1-4)
A Hawkeye pitcher threw a complete game shutout (9 innings).....	Tyler Peyton, May 20, 2016, at Penn State (W, 8-0)
The Hawkeyes were shut out	vs. Ohio State, 5/24/18 at BTT (L, 2-0)
A Hawkeye pitcher recorded nine or more wins in a season	9, Blake Hickman, 2015
A Hawkeye closer recorded 10 or more saves in a season	13, Kevin Lee, 2010
A Hawkeye pitcher recorded 10 or more strikeouts	11, Brady Schanuel vs. #11 Indiana, 3/23/18 (W, 5-1)

Fielding Categories:

The Hawkeyes committed five errors or more in a game	April 28, 2013 vs. Minnesota (L, 9-5) – committed five.
A Hawkeye had 20 or more putouts	20, Steve Stumpff, 1975 vs. Tulsa
A Hawkeye had 15 or more putouts	15, Chris Whelan, at Western Illinois, 5/15/18
A Hawkeye had eight or more assists in a game.....	10, Zach Daniels at Minnesota, 4/3/16
The Hawkeyes turned five double plays in a game	2003 vs. Ohio State^

Scoring and Misc. Categories:

The Hawkeyes recorded 20 or more hits	20 at Ohio State, 5/7/16 (W, 12-0)
The Hawkeyes scored 20 or more runs	22 vs. Air Force, 4/13/16 (W, 22-2); 28, vs. Northwestern College, 3/8/16 (W, 28-0)
Iowa swept a four-game Big Ten series	at Northwestern, April 27-29, 2007 (W, 16-6, 15-10, 13-8, 14-10)
Iowa swept a three-game Big Ten series	vs. Penn State, May 17-19, 2018 (W, 3-1, 9-1, 8-4)
Iowa swept consecutive three-game Big Ten series.....	vs. No. 19 Indiana (March 27-29, 2015); at Purdue (April 3-5, 2015)
Iowa was swept in a Big Ten three-game series	vs. Illinois, May 9-11, 2014 (L, 1-4, L, 1-5, L, 2-4)
Iowa defeated a ranked team	April 27, 29 vs. #7 Michigan (W, 4-2, 7-5)
Iowa swept a series over a ranked opponent	March 27-29, 2015 vs. No. 19 Indiana (W, 2-0, 5-1, 10-6), April 25-26, 2015 vs. No. 25 Nebraska (W, 4-3, 3-2 (10), 5-1)
Iowa won a road series over a ranked opponent	March 30-April 1, 2018, at No. 22 Illinois (W, 8-5, L, 12-13, W, 4-2)
Iowa defeated a top-10 team	No. 7 Michigan (April 27, April 29, 2018) (W, 4-2; W, 7-5)
The Hawkeyes played 14 or more innings	vs. Sacramento State, 4/28/15 (W, 4-3, 18 innings)
Iowa played a game over four and a half hours	4:58 vs. Missouri, 5/1/18 (L, 16-17, 11 Innings)
Longest game in school history.....	5:40 vs. Sacramento State, 4/28/15 (W, 4-3, 18 innings)

* Bolded items are from the 2018 season ^Tied school record

2018 IOWA BASEBALL ROSTER

No.	Name	Pos.	Ht.	Wt	Yr.	B/T	Hometown/High School (Last School)
1	Lorenzo Elion	IF	6-2	185	So.	R/R	Chicago, Ill./Simeon Academy (Kirkwood CC)
2	Zach Daniels	RHP	5-11	160	Jr.	L/R	Robins, Iowa/Cedar Rapids Kennedy
3	Matt Hoeg	IF	6-1	200	Sr.	R/R	Waukee, Iowa/Waukee (Iowa Western CC)
4	Mitchell Boe	IF	5-10	175	Jr.	L/R	Naperville, Ill./Joilet Catholic
5	Tyler Cropley	C/OF	5-11	185	Sr.	R/R	McCook Lake, S.D./Bishop Heelan (Iowa Western CC)
6	Justin Jenkins	OF	5-10	185	So.	L/L	Terre Haute, Ind./Terre Haute South
7	Grant Judkins	IF/RHP	6-3	190	So.	L/R	Pella, Iowa/Pella
8	Luke Farley	OF	6-0	215	Jr.	R/R	Denver, Iowa/Waterloo Columbus
9	Ben Norman	OF	6-2	190	So.	L/R	Des Moines, Iowa/Roosevelt
10	Derek Lieurance	RHP	6-0	200	RS So.	R/R	Cascade, Iowa/NIACC
11	Cole McDonald	RHP	6-1	205	Jr.	L/R	New Hampton, Iowa/New Hampton
12	Nick Nelsen	RHP	6-2	185	Sr.	S/R	West Des Moines, Iowa/Valley (Johnson County CC)
13	Matt Berst	C	6-0	200	Fr.	R/R	Cedar Rapids, Iowa/Cedar Rapids Kennedy
14	Zion Pettigrew	IF	6-1	170	Fr.	R/R	Chicago, Ill./Mount Carmel
16	Tanner Wetrich	SS	6-0	180	Jr.	R/R	Moberly, Mo./Moberly (Mineral Area CC)
18	Shane Ritter	RHP	6-4	205	Jr.	R/R	Plainfield, Ill./Plainfield South
19	Ben Probst	RHP	6-1	185	Fr.	R/R	Urbandale, Iowa/Dowling Catholic
20	Austin Guzzo	C/3B	6-2	200	Sr.	L/R	Brooklin, Ontario, Canada/All Saints Catholic
22	Kole Kampen	LHP	6-1	230	RS Fr.	S/L	Fort Dodge, Iowa/Fort Dodge
23	Kyle Crowl	IF	6-2	200	So.	R/R	Council Bluffs, Iowa/Abraham Lincoln
24	Nick Allgeyer	LHP	6-3	225	RS Jr.	L/L	St. Louis, Mo./St. John Vianney
27	Brady Schanuel	RHP	6-3	210	Jr.	R/R	Swansea, Ill./Belleville East (Parkland College)
28	Chris Whelan	IF/OF	6-1	190	RS Jr.	R/R	Naperville, Ill./Benet (Parkland College)
30	Connor McCaffery	OF/1B	6-6	205	Fr.	L/L	North Liberty, Iowa/Iowa City West
32	Brett McCleary	C	6-2	215	Fr.	R/R	Iowa City, Iowa/City High
33	Jack Dreyer	LHP	6-2	200	Fr.	R/L	Johnston, Iowa/Johnston
35	Cam Baumann	LHP	6-2	190	Fr.	L/L	Fairfield, Iowa/Fairfield
37	Kace Massner	OF	6-5	230	RS Fr.	L/R	Burlington, Iowa/Burlington
38	Trenton Wallace	LHP/OF	6-1	200	Fr.	L/L	Rock Island, Ill./Davenport Assumption
43	Grant Leonard	RHP	5-11	170	So.	R/R	Mokena, Ill./Lincoln Way
44	Robert Neustrom	OF	6-3	210	Jr.	L/L	Sioux City, Iowa/Sioux City North
45	Kyle Shimp	LHP	6-7	225	RS So.	R/L	Yorkville, Ill./Yorkville

COACHING STAFF

Head Coach: #21 Rick Heller (Upper Iowa, '86, 5th year at Iowa)
Associate Head Coach/Recruiting Coordinator: #15 Marty Sutherland (Northern Iowa, '02, 5th Year at Iowa)
Assistant Coach (Pitching): #42 Desi Druschel (Mount Mercy, '98, 3rd year at Iowa)
Volunteer Assistant Coach (Hitting): #40 Sean Moore (Iowa, '15, 2nd year at Iowa)
Graduate Assistant: #38 Shane Schmidt (Truman State, '16, 2nd year at Iowa)
Director of Baseball Operations: Nic Ungs (Northern Iowa, '01, 1st year at Iowa)

SUPPORT STAFF

Strength & Conditioning Coach: Zach Walrod
Athletic Trainer: Connor Leichtle
Equipment Manager: Kevin Foor
Academic Advisor: Troy Wulf
Baseball Communication Contact: James Allan
Baseball Communication Secondary Contact: Alex Snyder
Nutritionist: Nicole White
Baseball Secretary: Kendra Wieditz
Student Managers: Jake Stone, Sam Bornstein, T.J. Feldman, Walker Gentz, Ryan Gorman, Zachary Parle, Cooper Rettinger, Adam Schuck, Adam Strang

SQUAD ANALYSIS

Position Starters Returning/Lost: 6+DH/2
Letterwinners Returning/Lost: 17/12
Total Players/Newcomers: 33/12
Total Pitchers Returning/Lost: 7/8
Class Breakdown: 33 (10 - Freshman, 8 - Sophomores, 11 - Juniors, 4 - Seniors)
Newcomer Breakdown: 12 (8 Freshman, 4 Transfers)
States: Iowa - 19, Illinois - 9, Missouri - 2, Indiana - 1, South Dakota - 1, Canada - 1
How they hit: Right - 17, Left - 13, Switch - 2
How they throw: Right - 24, Left - 9
How they pitch: Right - 9, Left - 6

ALPHABETICAL ROSTER

24	ALLGEYER, Nick
35	BAUMANN, Cam
13	BERST, Matt
4	BOE, Mitchell
5	CROPLEY, Tyler
23	CROWL, Kyle
2	DANIELS, Zach
33	DREYER, Jack
1	ELION, Lorenzo
8	FARLEY, Luke
20	GUZZO, Austin
3	HOEG, Matt
6	JENKINS, Justin
7	JUDKINS, Grant
22	KAMPEN, Kole
43	LEONARD, Grant
10	LIEURANCE, Derek
37	MASSNER, Kace
30	MCCAFFERY, Connor
32	MCCLEARY, Brett
11	MCDONALD, Cole
12	NELSEN, Nick
44	NEUSTROM, Robert
9	NORMAN, Ben
14	PETTIGREW, Zion
19	PROBST, Ben
18	RITTER, Shane
27	SCHANUEL, Brady
45	SHIMP, Kyle
38	WALLACE, Trenton
16	WETRICH, Tanner
28	WHELAN, Chris

PRONUNCIATION GUIDE

Nick Allgeyer: All-guy-ur
Cam Baumann: Bow-man
Kyle Crowl: (Rhymes with Growl)
Desi Druschel: Drew-shull
Lorenzo Elion: E-Lon
Austin Guzzo: Goo-zoh
Matt Hoeg: Hoy-g
Derek Lieurance: La -rah-n-ce
Kace Massner: Mazzner
Zion Pettigrew: Zy-on
Brady Schanuel: Shan-you-EL
Chris Whelan: Way-lin
Tanner Wetrich: We-trich

