

NCAA Gymnastics Score Sheet

Teams: Home Illinois Visitor Iowa

Date Feb 3, 2018 Place University Of Iowa Attendance 463

	Name	D	1 2 3 4				nd	AVE	Name	D	1 2 3 4				nd	AVE
			1	2	3	4					1	2	3	4		
FLOOR	1 Jacob Light	204	5.20	8.70	8.40			13.750	1 Brandon Wong	115	4.80	8.30	8.00			12.950
	2 Max Diab	220	5.40	8.10	7.80			13.350	2 Kulani Taylor	112	5.00	7.70	8.00			12.850
	3 Jordan Kovach	222	5.10	8.80	8.60			13.800	3 Mark Springett	111	5.30	8.70	8.50			13.900
	4 Johnny Jacobson	209	5.10	8.40	8.20			13.400	4 Dylan Ellsworth	103	5.00	8.40	8.30			13.350
	5 Sebastian Quiana	217	5.80	8.60	8.40			14.300	5 Bennet Huang	106	5.20	8.70	8.40			13.750
	6 Alex Diab	218	5.50	8.70	8.50			14.100	6 Nick Merryman	109	4.00	8.00	7.80			11.900

Floor Score: **69.350** Running Score: **69.350** Floor Score: **66.800** Running Score: **66.800**

	Name	D	1 2 3 4				nd	AVE	Name	D	1 2 3 4				nd	AVE
			1	2	3	4					1	2	3	4		
Pommel	1 Tommy Mistretta	210	4.40	8.30	8.40			12.750	1 Dominic Tommasone	113	4.30	7.30	7.40			11.650
	2 Blake Martin	202	4.40	7.20	7.20			11.600	2 Kevin Johnson	107	5.00	8.20	8.50			13.350
	3 Andreas Silbermann	212	4.80	8.40	8.40			13.200	3 Nick Merryman	109	4.90	8.50	8.70			13.500
	4 Harry McLellan	206	5.30	8.50	8.30			13.700	4 Elijah Parsells	110	5.40	7.20	7.00			12.500
	5 Tyson Bull	208	4.80	6.30	6.70			11.300	5 Austin Hodges	105	5.60	8.70	8.50			14.200
	6 Brandon Ngai	219	6.20	8.60	8.60			14.800	6 Bennet Huang	106	5.60	6.90	6.50			12.300

Pommel Score: **66.050** Running Score: **135.400** Pommel Score: **65.850** Running Score: **132.650**

	Name	D	1 2 3 4				nd	AVE	Name	D	1 2 3 4				nd	AVE
			1	2	3	4					1	2	3	4		
RINGS	1 Jordan Kovach	222	4.40	8.60	8.40			12.900	1 Nick Merryman	109	4.40	9.00	8.90			13.350
	2 Max Diab	220	4.70	8.10	8.10			12.800	2 Rogelio Vazquez	114	4.90	8.90	8.90			13.800
	3 Johnny Jacobson	209	4.80	8.40	8.10			13.050	3 Dominic Tommasone	113	4.70	8.20	7.90			12.750
	4 Joel Diaz	201	5.10	7.80	7.50			12.750	4 Dylan Ellsworth	103	4.90	9.00	8.70			13.750
	5 Alex Diab	218	5.70	8.90	8.80			14.550	5 Jake Brodarzon	101	5.20	8.00	7.90			13.150
	6 Dennis Minton	207	5.80	8.10	7.90			13.800	6 Mark Springett	111	5.40	8.20	8.10			13.550

Rings Score: **66.900** Running Score: **202.300** Rings Score: **67.600** Running Score: **200.250**

	Name	D	1 2 3 4				nd	AVE	Name	D	1 2 3 4				nd	AVE
			1	2	3	4					1	2	3	4		
VAULT	1 Joel Diaz	201	4.80	8.90	9.00			13.750	1 Kulani Taylor	112	4.80	8.90	9.10		-0.1	13.700
	2 Johnny Jacobson	209	4.80	9.20	9.20			14.000	2 Brandon Wong	115	4.80	8.40	8.50			13.250
	3 Sebastian Quiana	217	4.80	9.30	9.30		-0.1	14.000	3 Mitch Mandozzi	108	4.10	9.60	9.60			13.700
	4 Alex Diab	218	4.80	8.70	8.90			13.600	4 Addison Chung	102	4.80	9.20	9.30		-0.3	13.750
	5 Max Diab	220	5.20	9.10	9.20		-0.1	14.250	5 Bennet Huang	106	4.80	9.30	9.30			14.100
	6 Jacob Light	204	5.20	8.30	8.40			13.550	6 Dylan Ellsworth	103	5.20	9.20	9.30			14.450

Vault Score: **69.600** Running Score: **271.900** Vault Score: **69.700** Running Score: **269.950**

	Name	D	1 2 3 4				nd	AVE	Name	D	1 2 3 4				nd	AVE
			1	2	3	4					1	2	3	4		
P. BAR	1 Tommy Mistretta	210	4.60	8.40	8.70			13.150	1 Bennet Huang	106	4.80	7.70	7.80			12.550
	2 Jordan Kovach	222	4.60	8.40	8.20			12.900	2 Dylan Ellsworth	103	5.00	8.50	8.40			13.450
	3 Alex Diab	218	4.30	8.00	8.20			12.400	3 Nick Merryman	109	4.90	8.40	8.30			13.250
	4 Sebastian Quiana	217	5.20	7.90	8.20			13.250	4 Jake Brodarzon	101	4.70	8.40	8.20			13.000
	5 Johnny Jacobson	209	5.50	7.90	7.60			13.250	5 Austin Hodges	105	4.70	9.20	9.10			13.850
	6 Tyson Bull	208	5.40	8.50	8.20			13.750	6 Rogelio Vazquez	114	4.90	8.00	7.80			12.800

P. Bar Score: **66.300** Running Score: **338.200** P. Bar Score: **66.350** Running Score: **336.300**

	Name	D	1 2 3 4				nd	AVE	Name	D	1 2 3 4				nd	AVE
			1	2	3	4					1	2	3	4		
H. BAR	1 Johnny Jacobson	209	4.70	8.40	8.10			12.950	1 Bennet Huang	106	4.70	9.00	8.80			13.600
	2 Sebastian Quiana	217	4.50	9.00	8.80			13.400	2 Mitch Mandozzi	108	4.10	9.00	9.00			13.100
	3 Jordan Kovach	222	4.20	8.20	7.80			12.200	3 Addison Chung	102	4.30	8.00	8.10			12.350
	4 Alex Diab	218	4.90	7.90	7.80			12.750	4 Rogelio Vazquez	114	4.70	7.80	7.50			12.350
	5 Ross Thompson	205	5.40	8.00	7.80			13.300	5 Austin Hodges	105	5.00	8.40	8.20			13.300
	6 Tyson Bull	208	5.60	8.60	8.40			14.100	6 Nick Merryman	109	4.60	8.70	8.50			13.200

H. Bar Score: **66.500** Running Score: **404.700** H. Bar Score: **65.550** Running Score: **401.850**

Final Team Score: **404.700**

Final Team Score: **401.850**

All-Arounders

All-Arounders

	Jacobson						Merryman	Huang						
FX	13.400						11.900	13.750						
PH	9.250						13.500	12.300						
SR	13.050						13.350	13.150						
VT	14.000						12.100	14.100						
PB	13.250						13.250	12.550						
HB	12.950						13.200	13.600						
AA	75.900						77.300	79.450						

Judge's Signatures * FX [Signature] * PH [Signature] SR [Signature] * VT [Signature] * PB [Signature] * HB [Signature]
 * Head Judge FX [Signature] PH [Signature] SR [Signature] VT [Signature] PB [Signature] HB [Signature]
 Coach's Signature [Signature] 3:16 pm Coach's Signature [Signature] 3:17 pm

Iowa Vs Illinois

Event Results - Floor

Feb 3, 2018

Page: 1
Printed: 2/3/2018 3:15:04 PM

Men / C
Session: 1



Rank	Num	Name	Gym	Diff	Exec	ND	Score	Out
1	217	Sebastian Quiana	ILL	5.800	8.500	..-	14.300	0.000
2	218	Alex Diab	ILL	5.500	8.600	..-	14.100	0.200
3	111	Mark Springett	IOWA	5.300	8.600	..-	13.900	0.400
4	222	Jordan Kovach	ILL	5.100	8.700	..-	13.800	0.500
5*	204	Jacob Light	ILL	5.200	8.550	..-	13.750	0.550
5*	106	Bennet Huang	IOWA	5.200	8.550	..-	13.750	0.550
7	209	Johnny Jacobson	ILL	5.100	8.300	..-	13.400	0.900
8T	103	Dylan Ellsworth	IOWA	5.000	8.350	..-	13.350	0.950
8T	220	Max Diab	ILL	5.400	7.950	..-	13.350	0.950
10	115	Brandon Wong	IOWA	4.800	8.150	..-	12.950	1.350
11	112	Kulani Taylor	IOWA	5.000	7.850	..-	12.850	1.450
12	109	Nick Merryman	IOWA	4.000	7.900	..-	11.900	2.400

Iowa Vs Illinois

Event Results - Pommel

Feb 3, 2018

Page: 1
Printed: 2/3/2018 3:15:05 PM

Men / C
Session: 1



Rank	Num	Name	Gym	Diff	Exec	ND	Score	Out
1	219	Brandon Ngai	ILL	6.200	8.600	..	14.800	0.000
2	105	Austin Hodges	IOWA	5.600	8.600	..	14.200	0.600
3	206	Harry McLellan	ILL	5.300	8.400	..	13.700	1.100
4	109	Nick Merryman	IOWA	4.900	8.600	..	13.500	1.300
5	107	Kevin Johnson	IOWA	5.000	8.350	..	13.350	1.450
6	212	Andreas Silbermann	ILL	4.800	8.400	..	13.200	1.600
7	210	Tommy Mistretta	ILL	4.400	8.350	..	12.750	2.050
8	110	Elijah Parsells	IOWA	5.400	7.100	..	12.500	2.300
9	106	Bennet Huang	IOWA	5.600	6.700	..	12.300	2.500
10	113	Dominic Tommasone	IOWA	4.300	7.350	..	11.650	3.150
11	202	Blake Martin	ILL	4.400	7.200	..	11.600	3.200
12	208	Tyson Bull	ILL	4.800	6.500	..	11.300	3.500
13	209	Johnny Jacobson	ILL	2.900	6.350	..	9.250	5.550

Iowa Vs Illinois

Event Results - Rings

Feb 3, 2018

Page: 1
Printed: 2/3/2018 3:15:06 PM

Men / C
Session: 1



Rank	Num	Name	Gym	Diff	Exec	ND	Score	Out
1	218	Alex Diab	ILL	5.700	8.850	-.-	14.550	0.000
2	114	Rogelio Vazquez	IOWA	4.900	8.900	-.-	13.800	0.750
3	103	Dylan Ellsworth	IOWA	4.900	8.850	-.-	13.750	0.800
4	207	Dennis Minton	ILL	5.600	8.000	-.-	13.600	0.950
5	111	Mark Springett	IOWA	5.400	8.150	-.-	13.550	1.000
6	109	Nick Merryman	IOWA	4.400	8.950	-.-	13.350	1.200
7T	106	Bennet Huang	IOWA	4.500	8.650	-.-	13.150	1.400
7T	101	Jake Brodarzon	IOWA	5.200	7.950	-.-	13.150	1.400
9	209	Johnny Jacobson	ILL	4.800	8.250	-.-	13.050	1.500
10	222	Jordan Kovach	ILL	4.400	8.500	-.-	12.900	1.650
11	220	Max Diab	ILL	4.700	8.100	-.-	12.800	1.750
12T	113	Dominic Tommasone	IOWA	4.700	8.050	-.-	12.750	1.800
12T	201	Joel Diaz	ILL	5.100	7.650	-.-	12.750	1.800

Iowa Vs Illinois

Event Results - Vault

Feb 3, 2018

Page: 1
Printed: 2/3/2018 3:15:07 PM

Men / C
Session: 1



Rank	Num	Name	Gym	Diff	Exec	ND	Score	Out
1	103	Dylan Ellsworth	IOWA	5.200	9.250	..	14.450	0.000
2	220	Max Diab	ILL	5.200	9.150	-0.1	14.250	0.200
3	106	Bennet Huang	IOWA	4.800	9.300	..	14.100	0.350
4T	217	Sebastian Quiana	ILL	4.800	9.300	-0.1	14.000	0.450
4T	209	Johnny Jacobson	ILL	4.800	9.200	..	14.000	0.450
6T	102	Addison Chung	IOWA	4.800	9.250	-0.3	13.750	0.700
6T	201	Joel Diaz	ILL	4.800	8.950	..	13.750	0.700
8T	108	Mitch Mandozzi	IOWA	4.100	9.600	..	13.700	0.750
8T	112	Kulani Taylor	IOWA	4.800	9.000	-0.1	13.700	0.750
10	218	Alex Diab	ILL	4.800	8.800	..	13.600	0.850
11	204	Jacob Light	ILL	5.200	8.350	..	13.550	0.900
12	115	Brandon Wong	IOWA	4.800	8.450	..	13.250	1.200
13	109	Nick Merryman	IOWA	3.200	8.900	..	12.100	2.350

Iowa Vs Illinois

Event Results - P Bars

Feb 3, 2018

Page: 1
Printed: 2/3/2018 3:15:08 PM

Men / C
Session: 1



Rank	Num	Name	Gym	Diff	Exec	ND	Score	Out
1	105	Austin Hodges	IOWA	4.700	9.150	-.-	13.850	0.000
2	208	Tyson Bull	ILL	5.400	8.350	-.-	13.750	0.100
3	103	Dylan Ellsworth	IOWA	5.000	8.450	-.-	13.450	0.400
4T	109	Nick Merryman	IOWA	4.900	8.350	-.-	13.250	0.600
4T	217	Sebastian Quiana	ILL	5.200	8.050	-.-	13.250	0.600
4T	209	Johnny Jacobson	ILL	5.500	7.750	-.-	13.250	0.600
7	210	Tommy Mistretta	ILL	4.600	8.550	-.-	13.150	0.700
8	101	Jake Brodarzon	IOWA	4.700	8.300	-.-	13.000	0.850
9	222	Jordan Kovach	ILL	4.600	8.300	-.-	12.900	0.950
10	114	Rogelio Vazquez	IOWA	4.900	7.900	-.-	12.800	1.050
11	106	Bennet Huang	IOWA	4.800	7.750	-.-	12.550	1.300
12	218	Alex Diab	ILL	4.300	8.100	-.-	12.400	1.450

Iowa Vs Illinois

Event Results - H Bar

Feb 3, 2018

Page: 1
Printed: 2/3/2018 3:15:09 PM

Men / C
Session: 1



Rank	Num	Name	Gym	Diff	Exec	ND	Score	Out
1	208	Tyson Bull	ILL	5.600	8.500	-.-	14.100	0.000
2	106	Bennet Huang	IOWA	4.700	8.900	-.-	13.600	0.500
3	217	Sebastian Quiana	ILL	4.500	8.900	-.-	13.400	0.700
4T	105	Austin Hodgeš	IOWA	5.000	8.300	-.-	13.300	0.800
4T	205	Ross Thompson	ILL	5.400	7.900	-.-	13.300	0.800
6	109	Nick Merryman	IOWA	4.600	8.600	-.-	13.200	0.900
7	108	Mitch Mandozzi	IOWA	4.100	9.000	-.-	13.100	1.000
8	209	Johnny Jacobson	ILL	4.700	8.250	-.-	12.950	1.150
9	218	Alex Diab	ILL	4.900	7.850	-.-	12.750	1.350
10T	102	Addison Chung	IOWA	4.300	8.050	-.-	12.350	1.750
10T	114	Rogelio Vazquez	IOWA	4.700	7.650	-.-	12.350	1.750
12	222	Jordan Kovach	ILL	4.200	8.000	-.-	12.200	1.900







Iowa Vs Illinois

Event Results - AA

Feb 3, 2018

Page: 1
Printed: 2/3/2018 3:15:10 PM

Men / C
Session: 1

Rank	Num	Name	Gym							AA
1	106	Bennet Huang	IOWA	13.750	12.300	13.150	14.100	12.550	13.600	79.450
2	109	Nick Merryman	IOWA	11.900	13.500	13.350	12.100	13.250	13.200	77.300
3	209	Johnny Jacobson	ILL	13.400	9.250	13.050	14.000	13.250	12.950	75.900