



# IOWA FOOTBALL

## IOWA HAWKEYES RESULTS/SCHEDULE 6-2, 3-2

9/1	Northern Illinois	W, 33-7
9/8	Iowa State	W, 13-3
9/15	Northern Iowa	W, 38-14
9/22	#18 Wisconsin*	L, 17-28
10/6	at Minnesota*	W, 48-31
10/13	at Indiana*	W, 42-16
10/20	Maryland*	W, 23-0
10/27	at #17 Penn State*	L, 24-30
<b>11/3</b>	<b>at Purdue*</b>	<b>2:35 p.m./ESPN2</b>
11/10	Northwestern*	TBA
11/17	at Illinois*	TBA
11/23	Nebraska*	11 a.m./FOX

\* -- Big Ten Conference Game

## PURDUE BOILERMAKERS RESULTS/SCHEDULE 4-4, 3-2

8/30	Northwestern	L, 27-31
9/8	Eastern Michigan	L, 19-20
9/15	Missouri	L, 37-40
9/22	#23 Boston College	W, 30-13
9/29	at Nebraska*	W, 42-28
10/13	at Illinois*	W, 46-7
10/20	#2 Ohio State*	W, 49-20
10/27	at Michigan State*	L, 13-23
<b>11/3</b>	<b>#19 Iowa*</b>	<b>2:35 p.m./ESPN2</b>
11/10	at Minnesota*	TBA
11/17	Wisconsin*	TBA
11/24	at Indiana*	TBA

\* -- Big Ten Conference Game

## IOWA COACHES GAME DAY LOCATIONS

### OFFENSE

Brian Ferentz (field)	Off. Coord./TE's
Ken O'Keefe (field)	Quarterbacks
Derrick Foster (field)	Running Backs
Kelton Copeland (booth)	Wide Receivers
Tim Polasek (field)	Offensive Line
Austin Showalter (booth)	Analyst
Joe Pawlak (booth)	Grad. Assistant
Josh Sinagoga (booth)	Grad. Assistant

### DEFENSE

Phil Parker (field)	Def. Coord./DBs
Kelvin Bell (booth)	Asst. Def. Line
Reese Morgan (field)	Defensive Line
Seth Wallace (field)	Linebackers
Martin Hopkins (booth)	Grad. Asst.
Tyler Parker (booth)	Analyst
Shane Viilo (booth)	Grad. Asst.

### SPECIAL TEAMS

LeVar Woods (field)	ST Coordinator
---------------------	----------------

## GAME #9: IOWA AT PURDUE



### IOWA HAWKEYES

**Record:** 6-2, 3-2  
**AP Ranking:** 19  
**Coaches Ranking:** 18  
**Head Coach:** Kirk Ferentz  
**Alma Mater:** Connecticut  
**Overall Record:** 161-120 (23 yrs)  
**Record at Iowa:** 149-99 (20 yrs)



### PURDUE BOILERMAKERS

**Record:** 4-4, 3-2  
**AP Ranking:** NR  
**Coaches Ranking:** NR  
**Head Coach:** Jeff Brohm  
**Alma Mater:** Louisville  
**Overall Record:** 41-20 (5 years)  
**Record at Purdue:** 11-10 (2 years)

### THE SETTING

**Date:** Saturday, Nov. 3  
**Location:** West Lafayette, Ind.  
**Stadium:** Ross-Ade Stadium (57,236)  
**Surface:** Natural Grass  
**Kickoff:** 2:35 p.m. (CT)  
**Series:** Purdue leads, 47-38-3  
**TV:** ESPN2 (WATCHESPN)  
*Jason Benetti, play-by-play*  
*Kelly Stouffer, analyst*  
*Olivia Dekker, sideline*  
**Radio:** Hawkeye Radio Network & KRUI Radio  
*Gary Dolphin, play-by-play*  
*Ed Podolak, color analyst*  
*Rob Brooks, sideline reporter*  
**Live Audio:** [hawkeyesports.com](http://hawkeyesports.com) (Hawkeye All-Access)  
**Live Stats:** [hawkeyesports.com](http://hawkeyesports.com)  
**Twitter:** @TheIowaHawkeyes / @IowaFBLive  
**Satellite Radio:** Sirius Channel 211; XM Channel 210



**1** With one more win, Kirk Ferentz becomes the fifth coach in conference history to win 150 games as a member of the Big Ten Conference. The top five includes Woody Hayes (202), Amos Alonza Stagg (199), Bo Schembechler (194), Joe Paterno (162), and Ferentz (149).

**2** Iowa has had a different running back rush for a career high in yards in each of the last three weeks. Mekhi Sargent set career bests in carries (16) and yards (91) Week 8 at Penn State. RB Ivory Kelly-Martin rushed for a career-high 98 yards Week 7 against Maryland, and RB Toren Young rushed for a career-best 96 yards Week 6 at Indiana.

**3** Iowa scored 40-plus points in its first two road games and averages 38.0 ppg in three road contests (2-1).

**4** Iowa leads the country averaging 31.8 yards per kickoff return. WR Ihmir Smith-Marsette averages 33.7 yards on nine returns, best in the Big Ten and second in the country.

**5** QB Nate Stanley has 16 touchdown passes this season, second in the Big Ten. He has 42 career touchdown passes, fifth all-time in program history. He is one shy of tying Matt Sherman for fourth all-time.

**6** TE Noah Fant and TE T.J. Hockenson have combined for 855 receiving yards on 59 catches, including nine receiving touchdowns. Hockenson leads the team with 424 yards receiving. Fant has six touchdowns, tied for sixth in the Big Ten and tied for the most among all FBS tight ends (Jace Sternberger, Texas A&M). He leads the team with 31 receptions.

**7** The Hawkeyes rank second in the Big Ten in scoring defense (16.1), rushing defense (84.4), passing defense (180.5), and total defense (264.9). The Hawkeyes are the only team to rank in the top two in all four categories.


**8** Senior C Keegan Render leads an offensive line that has allowed nine QB sacks, fewest in the Big Ten. The Hawkeyes start two sophomore offensive tackles (LT Alaric Jackson and RT Tristan Wirfs), and guards Ross Reynolds, Dalton Ferguson, and Cole Banwart. Reynolds has started every game at LG, Banwart and Ferguson rotate at RG.

**9** The Hawkeyes rank third in the Big Ten with 25 sacks. DE Anthony Nelson leads the team and ranks second in the Big Ten with 6.5 sacks. DE A.J. Epenesa is tied for third in the Big Ten with 6.0 sacks.

**10** Iowa's defense allows 2.8 yards per carry, tied for seventh in the country, and has allowed only five rushing touchdowns, tied for fourth in the country. Iowa has allowed 124 first downs, second fewest in the Big Ten and tied for sixth in the country.



QB



- 4 NATE STANLEY | JR | 6-4 | 242**  
 Menomonie, Wisconsin (Menomonie)
- 21 career starts/28 career games played
  - Career-high 6 TDs Week 6 at Indiana
  - 16 touchdown passes, second in the Big Ten
  - 42 career TDs, 5th all-time, one shy of 4th (Matt Sherman)
  - 4,263 career passing yards, 86 shy of 10th all-time

RB




- 21 IVORY KELLY-MARTIN | SO | 5-10 | 200**  
 Plainfield, Illinois (Oswego East)
- 5 career starts/18 career games played
  - Career-high 24 att. for career-high 98 yds Week 7
  - 79 carries, third on the team
  - 293 yards rushing, third on the team
  - DNP Weeks 2-3, 6 (injury)

RB




- 28 TOREN YOUNG | SO | 5-11 | 221**  
 Madison, Wisconsin (Monona Grove)
- 4 career starts/15 career games played
  - Iowa's leading rusher (89 carries, 421 yards)
  - Team-best 4.7 yards per carry
  - Career-high 96 yards rushing Week 6 at IND
  - First career TD reception at IND (11 yards)

LT




- 77 ALARIC JACKSON | SO | 6-7 | 320**  
 Detroit, Michigan (Renaissance)
- 19 career starts/19 career games played
  - 19 career starts, all at LT
  - 2017 FWAA Freshman All-American
  - 2017 BTN.com All-Freshman Team
  - 2017 Academic All-Big Ten

LG



- 59 ROSS REYNOLDS | SR | 6-4 | 295**  
 Waukegan, Iowa (Waukegan)
- 9 career starts/26 career games played
  - Started Weeks 1-8 at LG
  - Appeared in all 13 games last year at LG
  - Attended the same high school as DE Anthony Nelson
  - Business major

C



- 69 KEEGAN RENDER | SR | 6-4 | 307**  
 Indianola, Iowa (Indianola)
- 28 career starts/47 career games played
  - Started Weeks 1-8 at C (8 career starts at C)
  - Rimington Trophy Preseason Watch List
  - Preseason Third team All-Big Ten by Athlon Sports
  - Played in every game since 2015 opener

RG



- 76 DALTON FERGUSON | SR | 6-4 | 308**  
 Solon, Iowa (Solon)
- 7 career starts/31 career games played
  - First career start Week 1 at LT, started Weeks 3-8 at RG
  - Redshirted in 2014 after joining program as a walk-on
  - Awarded scholarship in 2018
  - Missed first nine games of '17 with injury

RT



- 74 TRISTAN WIRFS | SO | 6-5 | 315**  
 Mount Vernon, Iowa (Mount Vernon)
- 15 career starts/17 career games played
  - 14 career starts at RT
  - Started Weeks 6-12 at RT, started bowl game at LT in '17
  - 1st true freshman in Ferentz era to start at o-tackle
  - 1 of 4 true freshmen in Ferentz era to start on OL

WR



- 84 NICK EASLEY | SR | 5-11 | 205**  
 Newton, Iowa (Newton/Iowa Western CC)
- 17 career starts/21 career games played
  - 28 receptions ties for second on the team, most among WR
  - Career highs in rec. (10) and rec. yards (103) in Week 3
  - First Hawkeye with 10 receptions in a game since '11 (K. Davis)
  - Led team in receptions Week 3 (10) and Week 5 (6)

WR



- 12 BRANDON SMITH | SO | 6-3 | 219**  
 Lake Cormorant, Mississippi (Lake Cormorant)
- 13 career starts/18 career games played
  - Started Weeks 1-8, 18 rec., 241 yards
  - First career touchdown (10 yards) Week 7
  - Career-high 5 receptions and 68 yards Week 5
  - 1 of 10 true freshmen to see action in 2017

WR




- 6 IHMIR SMITH-MARSETTE | SO | 6-1 | 175**  
 Newark, New Jersey (Weequahic)
- 5 career starts/19 career games played
  - Averages 33.7 yards on nine KO returns, second in FBS
  - 3 receptions for a career-high 78 yards in Week 5
  - 60-yd TD reception Week 5, 60-yd kickoff return Week 6, tie for Iowa's longest plays in 2018

TE



- 87 NOAH FANT | JR | 6-4 | 241**  
 Omaha, Nebraska (Omaha South)
- 12 career starts/32 career games played
  - Six TD receptions, tied for most among FBS tight ends
  - 18 career TD rec., most ever by Iowa TE (4th all-time)
  - 18 career TD rec., third in BIG history for a TE
  - 102 yds receiving Week 6, second career 100-yard game

TE




- 38 T.J. HOCKENSON | SO | 6-5 | 250**  
 Chariton, Iowa (Chariton)
- 20 career starts/21 career games played
  - Team-best 487 yds receiving; 28 rec., second on the team
  - 2 TDs Week 5 (1 rush, 1 rec). TD rush was first of his career
  - 2 receiving TDs Week 6 (54-yarder was longest career rec)
  - 107 yds receiving Week 6, second career 100-yard game

RB



- 10 MEKHI SARGENT | SO | 5-10 | 210**  
 Key West, Florida (Key West)
- 0 career starts/8 career games played
  - Team-high four rushing TDs, 89 carries ties for team lead
  - Career bests 16 rushes, 91 yards last week at PSU
  - Joined program after 1 season at Iowa Western CC
  - First team JUCO All-America in 2017

K




- 91 MIGUEL RECINOS | SR | 6-1 | 193**  
 Mason City, Iowa (Mason City)
- 25 career games played | Joined team in 2014 as a walk-on
  - Career-long 49-yard FG last week at Penn State
  - Connected on nine straight field goal attempts
  - Three field goals Week 7 (career high)
  - 146 career points, 20th all-time

P



- 7 COLTEN RASTETTER | JR | 6-1 | 213**  
 Guttenberg, Iowa (Clayton Ridge)
- 24 career games played
  - 42.0 yards per punt, sixth in Big Ten
  - 4 punts 50+ (55, 57, 69, 51) -- 5 all of last season
  - 3-for-3 career passing, 1 TD (FG fakes, 15, 18, 10 yds)
  - Joined program as a walk-on and redshirted in 2015

DE

**98 ANTHONY NELSON | JR | 6-7 | 271***Wauke, Iowa (Wauke)*


- 22 career starts/34 career games played
- 6.5 sacks, second in the Big Ten
- Fumble recovery for a TD Week 7, first of his career
- BIG Defensive POW following MINN game (3 sacks)
- Hendricks, Nagurski, Bednarik, Lott Preseason Watch Lists

DT

**90 SAM BRINCKS | SR | 6-5 | 275***Carroll, Iowa (Kuemper)*

- 8 career starts/46 career games played
- Started Weeks 1-8 at DT (first career starts)
- 10-yard TD reception Week 8 at Penn State (FG fake)
- 2017 Academic All-Big Ten
- Redshirted after joining team as a walk-on in 2014

DT

**96 MATT NELSON | SR | 6-8 | 295***Cedar Rapids, Iowa (Xavier)*

- 28 career starts/47 career games played
- 19 tackles, 1 sack (9 yards) in 2018
- Matched career-high 6 tackles last week at PSU
- Started last 15 games at DT
- Tallest player on the team

DE

**40 PARKER HESSE | SR | 6-3 | 261***Waukon, Iowa (Waukon)*

- 42 career starts/47 career games played
- 31 consecutive starts
- 7 tackles Week 6 at IND, tying a career high (2 TFL)
- 4.0 sacks, third on the team/8.0 TFL, T-2nd on the team
- Preseason Allstate AFCA Good Works Team

DL

**94 A.J. EPENESA | SO | 6-5 | 277***Glen Carbon, Illinois (Edwardsville)*


- 0 career starts/21 career games played
- 6.0 sacks, T-3rd in the Big Ten
- Team-high 6 QB hurries and 2 forced fumbles
- Big Ten co-Defensive Player of the Week (Sept. 10)
- Father Epenesa Epenesa played DL at Iowa (1997)

LB

**32 DJIMON COLBERT | R-FR | 6-1 | 234***Shawnee Mission, Kansas (Bishop Miege)*


- 5 career starts/8 career games played
- Career-high 8 tackles Week 5 at Minnesota
- 32 tackles ranks sixth on the team
- Moved from DB to LB prior to 2018 spring practice
- Redshirted in 2017

LB

**34 KRISTIAN WELCH | JR | 6-3 | 238***Iola, Wisconsin (Iola-Scandinavia)*


- 6 career starts/31 career games played
- Second on team in tackles (43)
- Led team in tackles weeks Weeks 1 (11), 3 (8), and 6 (8)
- First career sack Week 1 (15 yards)
- 1 of 10 true freshmen to see action in 2016

LB

**49 NICK NIEMANN | SO | 6-4 | 232***Sycamore, Illinois (Sycamore)*


- 4 career starts/19 career games played
- Started Weeks 1-4 at LB (first career starts)
- DNP Week 5-6 (injury)
- Career-high 10 tackles Week 4
- Brother of former Hawkeye LB Ben Niemann (Chiefs)

LC

**33 RILEY MOSS | FR | 6-0 | 185***Ankeny, Iowa (Centennial)*

- 4 career starts/8 career games played
- Started last four weeks (first career starts)
- 2 INTs at MINN in first career start
- BIG Freshman of the Week following MINN game
- Career-high six tackles Week 6 at IND

SS

**27 AMANI HOOKER | JR | 6-0 | 210***Minneapolis, Minnesota (Park Center)*


- 14 career starts/31 career games played
- Started Weeks 5-8 at OLB, first career starts at LB
- 39 tackles ranks third on the team
- 5 PBUs lead team, two interceptions
- 2 INT in '17, one returned 30 yards for TD vs. Ohio State

FS

**30 JAKE GERVASE | SR | 6-1 | 212***Davenport, Iowa (Assumption)*

- 18 career starts/39 career games played
- Started Weeks 1-8 at free safety, 14 consecutive starts
- Leads team with 45 tackles
- INT on IND final play Week 6, first INT of season
- Joined team as a walk-on and redshirted in 2014

RC

**20 JULIUS BRENTS | FR | 6-2 | 180***Indianapolis, Indiana (Warren Central)*

- 4 career starts/8 career games played
- Started Weeks 5-8 (first career starts)
- First career INT in first career start at Minnesota
- 11 tackles this season, 2 pass breakups
- 1-of-7 true freshmen to start in secondary under Ferentz

RC

**11 MICHAEL OJEMUDIA | JR | 6-1 | 199***Farmington Hills, Michigan (Harrison)*

- 7 career starts/28 career games played
- Started Weeks 1-4 at RC
- First career INT in Week 3 (29 yards)
- 20 tackles, 1 INT, 2 PBU in 2018
- Mechanical engineering major

DB

**9 GENO STONE | SO | 5-11 | 209***New Castle, Pennsylvania (Senior)*


- 4 career starts/21 career games played
- Started the last 4 games (Iowa has 8 INTs in those games)
- Team-high 3 INTs; TD return at Penn State
- 2017 Next Man In Award, Special Teams
- 1 of 10 true freshmen to see action in 2017

DL

**57 CHAUNCEY GOLSTON | SO | 6-5 | 265***Detroit, Michigan (East English Village Prep)*

- 0 career starts/20 career games played
- 4.5 TFL, 2.5 sacks, two fumble recoveries in 2018
- Career-high 3 tackles Week 1, Week 5, Week 7, Week 8
- Split time at DE and DT in Spring 2018
- Attended same high school as teammate Cedrick Lattimore

LB

**52 AMANI JONES | JR | 6-0 | 238***Chicago, Illinois (Phillips)*

- 1 career start/33 career games played
- First career start Week 1 vs. NIU
- Career and team-high 9 tackles, first career sack at MINN
- Team Hustle Award, Defense (2017)
- Criminal justice/sociology major

**GENERAL INFORMATION**

**Location:** Iowa City, Iowa  
**Founded:** 1847  
**Enrollment:** 32,948  
**President:** Bruce Harreld  
**Director of Athletics:** Gary Barta  
**Conference:** Big Ten (West Division)  
**Nickname:** Hawkeyes  
**Mascot:** Herky  
**Colors:** Black and Gold (PMS 116)  
**First Year of Football:** 1889  
**All-Time Record:** 647-555-39  
**All-Time Bowl Record:** 15-15-1  
**National Champions:** 1921, '56, '58, '60

**STADIUM INFORMATION**

**Stadium:** Kinnick Stadium  
**Opened:** 1929  
**Capacity:** 69,250  
**Playing Surface:** Field Turf  
**All-Time Record:** 288-185-15

**TEAM INFORMATION**

**Basic Offense:** Multiple  
**Basic Defense:** 4-3  
**Lettermen Returning in 2018:**  
*43 (21 offense, 19 defense, 3 specialist)*  
**Lettermen Lost:**  
*25 (13 offense, 11 defense, 1 specialist)*  
**Starters Returning/Lost:** 15/10

**UI ATHLETIC COMMUNICATIONS**

**Office:** (319) 335-9411  
**Director (Contact):** Steve Roe  
**E-Mail:** ..... steven-roe@uiowa.edu  
**Associate (Secondary Contact):** Matt Weitzel  
**E-Mail:** ..... matthew-weitzel@uiowa.edu  
**Associate:** Chris Brewer  
**E-Mail:** ... christopher-brewer@uiowa.edu  
**Associate:** James Allan  
**E-Mail:** ..... james-allan@uiowa.edu  
**Administrative Assistant:** Rhonda Wetjen  
**E-Mail:** ..... rhonda-wetjen@uiowa.edu

**Mailing Address:**

S300 Carver-Hawkeye Arena  
 Iowa City, IA 52242-1020

**FOLLOW THE #HAWKEYES**

Hawkeye fans join the twitter conversation during each game by following @IowaFBLive and @TheIowaHawkeyes. Also, fans are encouraged to include #Hawkeyes in your tweets. Get insider information about the Iowa football team at @HawkeyeFootball.

**6 THROUGH THE AIR**

QB Nate Stanley has 16 touchdown passes, second in the Big Ten. He is on pace to throw 26 touchdown passes this season (including bowl game). In 2017, Stanley threw 26 touchdown passes, one shy of tying Chuck Long (1985) for most in a single season in school history.

Stanley has 42 career touchdown passes, fifth most in program history. He is one shy of tying Matt Sherman (43) for fourth all-time.

Stanley set a career high with six touchdown passes Week 6 at Indiana. He threw the six touchdowns to five different players, marking just the second time in program history five different Hawkeyes had a receiving touchdown in the same game. He also had 320 yards passing, the fourth 300-yard passing game of his career (third in the last four weeks). His performance earned him Walter Camp National Player of the Week honors.

Stanley had 14 touchdowns combined from Weeks 3-6. That touchdown total tied for the most ever over a four-game stretch in school history (Chuck Long threw 14 touchdowns over a four-game stretch in 1985). He has four multi-touchdown games this season, and 11 in his career.

Six of Stanley's 16 touchdown passes this season have gone to TE Noah Fant. He and Fant have connected for touchdowns 17 times over the last 20 games.

Stanley threw 26 touchdowns last year, one shy of tying the single-season record held by Chuck Long (27, 1985). Of those 26 touchdown passes, Fant caught a team-high 11 touchdown passes, followed by Nick Easley (4). In total, 20 of Stanley's 26 touchdown targets return in 2018. TE T.J. Hockenson caught three touchdowns from Stanley in 2017, and WR Ihmir Smith-Marsette pulled in two touchdown receptions.

Stanley threw for a season-high 314 yards (third career 300-yard game) and four touchdowns in Week 5's win at Minnesota. His 4,263 career passing yards rank 11th all-time.

**DOWN, DOWN, DOWN IN FRONT**

The Hawkeyes rank third in the Big Ten with 25 sacks. DE Anthony Nelson leads the team and ranks second in the Big Ten with 6.5 sacks. DE A.J. Epenesa is tied for third in the Big Ten with 6.0 sacks.

Nelson recorded a career-best three sacks Week 5 at Minnesota. Epenesa has recorded at least one sack in five of eight games.

Ten Hawkeyes have contributed to the sack total. DE Parker Hesse has four, DE Chauncey Golston has 2.5, and LB Amani Jones, DT Cedrick Lattimore, DT Brady Reiff, DT Matt Nelson, LB Nick Niemann, and LB Kristian Welch each have one.

**HOLD IT RIGHT THERE**

The Hawkeyes rank second in the Big Ten in scoring defense (16.1), rushing defense (84.4), passing defense (180.5), and total defense (264.9). The Hawkeyes are the only team to rank in the top two in all four categories.

Iowa is 11th in the country in scoring defense. The Hawkeyes have held four of their opponents to a season-low in points (Iowa State, Northern Iowa, Indiana, Maryland). In Week 7 against Maryland, the Hawkeyes recorded the 10th shutout of the Ferentz era, holding the Terps to 115 yards of total offense, the fewest ever allowed to a Big Ten opponent under Ferentz.

Iowa's rushing defense and total defense both rank fourth in the country. Iowa allows 2.8 yards per carry, tied for seventh in the country, and has allowed only five rushing touchdowns, tied for fourth in the country.

The Hawkeyes limited Iowa State to just 19 yards rushing in Week 2, and held Northern Iowa to six rushing yards in Week 3 – a total that ranks second all-time in the Ferentz era (20 years). Iowa has held five of its seven opponents to below 100 yards rushing. Iowa has allowed 124 first downs, second fewest in the Big Ten and tied for sixth in the country.



## HEAD COACH KIRK FERENTZ

Kirk Ferentz (pronounced FAIR-rintz, rhymes with parents) is in his 20th season as head coach at Iowa. He is the dean of NCAA Division I football coaches and is Iowa's all-time winningest coach, surpassing Hayden Fry earlier this year. His contract runs through the 2025 season.



- Named Big Ten Coach of the Year for the fourth time in his career (2002, 2004, 2009, 2015). Only Michigan's Bo Schembechler (6) has more conference coach of the year awards.
- Guided Iowa to Big Ten titles in 2002 and 2004, and the Big Ten West Division title in 2015.
- Named Woody Hayes, Eddie Robinson, and Bobby Dodd Coach of the Year in 2015. Was a finalist for the Maxwell Football Club, Paul "Bear" Bryant Coach of the Year award.
- Ferentz is fifth all-time with 149 overall wins as a member of the Big Ten Conference. He has 89 Big Ten wins, which ranks sixth all-time.
- Named the 2002 Associated Press and Walter Camp National Coach of the Year and AFCA Regional Coach of the Year.
- Iowa has made two BCS bowl appearances, including a 24-14 win in the 2010 FedEx Orange Bowl, and one CFP Bowl (2016).
- Iowa has played in 10 January bowl games with four January bowl victories (2004 Outback Bowl, 2005 Capital One Bowl, 2009 Outback Bowl and 2010 FedEx Orange Bowl).
- Iowa has posted a 140-78 (.642) overall mark and an 85-56 (.603) Big Ten record since 2001. Ferentz has placed in the top one-half of the conference 12 times, including Big Ten titles in 2002 and 2004, a second-place finish in 2009, and a West Division title in 2015.
- At Iowa, Ferentz holds an overall record of 149-99 (.601) and an 89-70 (.560) mark in Big Ten games. He is Iowa's all-time winningest football coach with 149 wins. In 22 seasons as a college head coach, he holds a career mark of 161-120 (.573).
- The only Division I head coach to coach three sons at the same college. Brian, an assistant coach since 2012 and Iowa's offensive coordinator, was a Hawkeye letterman from 2003-05. James was a three-year starter on the Hawkeye offensive line before graduating in May, 2013. Steven was a senior offensive lineman in 2016.

### FERENTZ COACHING RECORD AT IOWA (20 YEARS)

YEAR	OVERALL	(PCT)	BIG TEN	(PCT)	BOWL
2018	6-2	.750	3-2	.600	---
2017	8-5	.615	4-5	.444	PinStripe
2016	8-5	.615	6-3	.667	Outback
2015	12-2	.857	8-0	1.000	Rose
2014	7-6	.538	4-4	.500	TaxSlayer
2013	8-5	.615	5-3	.625	Outback
2012	4-8	.333	2-6	.250	---
2011	7-6	.538	4-4	.500	Insight
2010	8-5	.615	4-4	.500	Insight
2009	11-2	.846	6-2	.750	Orange
2008	9-4	.692	5-3	.625	Outback
2007	6-6	.500	4-4	.500	---
2006	6-7	.462	2-6	.250	Alamo
2005	7-5	.583	5-3	.625	Outback
2004	10-2	.833	7-1	.875	Capital One
2003	10-3	.769	5-3	.625	Outback
2002	11-2	.846	8-0	1.000	Orange
2001	7-5	.583	4-4	.500	Alamo
2000	3-9	.250	3-5	.375	---
1999	1-10	.091	0-8	.000	---
<b>Overall</b>	<b>149-99</b>	<b>.601</b>	<b>89-70</b>	<b>.560</b>	

### FERENTZ BECOMES IOWA'S ALL-TIME WINNINGEST COACH, MOVES UP BIG TEN CHARTS

Head coach Kirk Ferentz (149-99) became Iowa's all-time winningest coach on Sept. 1, 2018. The Hawkeyes defeated Northern Illinois, 33-7. It was Ferentz's 144th win as Iowa's head coach, one more than his predecessor, Hayden Fry (143-89-6). Fry coached Iowa for 20 years (1979-98). Ferentz is in his 20th season.

Ferentz's 149 wins in all games coached as a member of the Big Ten Conference rank fifth in league history. Iowa has at least eight wins in three straight seasons and owns a 34-13 mark since 2015.

Ferentz has 89 Big Ten wins as Iowa's head coach. The 89 conference wins rank sixth among the conference's all-time winningest coaches in Big Ten games.

Both Ferentz (149, 89) and Fry (143, 96) rank in the top six in overall wins and Big Ten wins. Only Iowa and Michigan have two coaches ranked in the top 10 of both win categories (Bo Schembechler 194, 143; and Lloyd Carr 122, 81).

Iowa is the only school in the country to have just two head football coaches since 1979.

### FERENTZ TOPS IN LONGEVITY

Kirk Ferentz is in his 20th season as Iowa's head football coach. He is the longest tenured active head coach in college football. Ferentz was named Iowa head coach on Dec. 2, 1998. Gary Patterson of TCU is No. 2 in coaching tenure. Patterson's first year with the Horned Frogs was 2001. Among Big Ten coaches, only Pat Fitzgerald (2006) and Mark Dantonio (2007) have been at their current schools for 10 seasons or more. Iowa is the only school to have just two head football coaches since 1979.

Defensive coordinator Phil Parker and strength and conditioning coach Chris Doyle are also in their 20th seasons on Iowa's staff. Defensive line coach Reese Morgan joined the staff in 1999 and is in his 19th season. Quarterbacks coach Ken O'Keefe was on Ferentz's original coaching staff before he left for the NFL following the 2011 season. He returned to Iowa in 2017 to coach Iowa's quarterbacks.

Ferentz is the only Division I coach to coach three sons. Brian Ferentz, a former Hawkeye letterman and captain (2003-05), is in his seventh season on Iowa's coaching staff. James Ferentz was a three-year starter on the Hawkeye offensive line and a team captain before graduating in 2013. Steven was an offensive lineman and letterwinner in 2015 and 2016.

### HAWKEYE HISTORY

Iowa has played 1,241 games since beginning football in 1889. Iowa's overall record is 647-555-39 (.537). That includes a 404-220-16 (.643) record in home games, a 243-335-23 (.421) record in games away from Iowa City, a 327-376-25 (.465) mark in Big Ten games and a 288-185-15 (.607) record in Kinnick Stadium.

### NUMBER ONE IN THE LAND

The Hawkeyes lead the country averaging 31.8 yards per kickoff return. WR Ithmir Smith-Marsette ranks No. 2 in the country, averaging 33.7 yards on nine returns. Iowa has returned 12 kickoffs this season. Kyle Groeneweg averages 27.0 yards on two returns. Devonte Young has one return for 24 yards.



## 2018 BIG TEN STANDINGS

## WEST DIVISION

Team	Big Ten	Pct.	Overall	Pct.
Northwestern	5-1	.833	5-3	.625
<b>IOWA</b>	<b>3-2</b>	<b>.600</b>	<b>6-2</b>	<b>.750</b>
Wisconsin	3-2	.600	5-3	.625
Purdue	3-2	.600	4-4	.500
Nebraska	1-4	.200	2-6	.250
Minnesota	1-4	.200	4-4	.500
Illinois	1-4	.200	3-5	.375

## EAST DIVISION

Team	Big Ten	Pct.	Overall	Pct.
Michigan	5-0	1.000	7-1	.875
Ohio State	4-1	.800	7-1	.875
Michigan State	3-2	.600	5-3	.625
Maryland	3-2	.600	5-3	.625
Penn State	3-2	.600	6-2	.750
Indiana	1-5	.167	4-5	.444
Rutgers	0-5	.000	1-7	.125

## NATIONAL RANKINGS

## AP Poll

Oct. 28

- Alabama
- Clemson
- Notre Dame
- LSU
- Michigan
- Georgia
- Oklahoma
- Ohio State
- UCF
- Washington State
- Kentucky
- West Virginia
- Florida
- Penn State
- Texas
- Utah
- Houston
- Utah State
- IOWA**
- Fresno State
- Mississippi State
- Syracuse
- Virginia
- Boston College
- Texas A&M

## Amway Coaches Poll

Oct. 28

- Alabama
- Clemson
- Notre Dame
- LSU
- Michigan
- Georgia
- Oklahoma
- Ohio State
- UCF
- West Virginia
- Washington State
- Kentucky
- Penn State
- Florida
- Texas
- Utah
- Houston
- IOWA**
- Washington
- Utah State
- Mississippi State
- Virginia
- Fresno State
- Syracuse
- Boston College

## HAWKEYES IN THE POLLS

Date	AP	CP	S16	CFP
Pre.	RV	RV	NR	NR
9/4	RV	RV	NR	NR
9/9	RV	RV	NR	NR
9/16	RV	RV	NR	NR
9/23	RV	RV	NR	NR
9/30	RV	RV	NR	NR
10/7	RV	RV	NR	NR
10/14	19	22	RV	NR
10/21	18	18	RV	NR
10/28	19	18	RV	NR

AP=Associated Press; CP=Coaches;  
S16=Super 16; CFP=College Football Poll

POCKET PROTECTION

Senior C Keegan Render leads an offensive line that has allowed nine quarterback sacks, fewest in the Big Ten. The next closest teams have surrendered 12 sacks. Iowa had allowed just six sacks in Weeks 1-7 before surrendering three sacks at Penn State.

The Hawkeyes start two sophomore offensive tackles (LT Alaric Jackson and RT Tristan Wirfs), and guards Ross Reynolds, Dalton Ferguson, and Cole Banwart. Reynolds has started every game at left guard, Banwart and Ferguson have shared starts at right guard.

YOUR ATTENTION PLEASE

TE Noah Fant has 18 career touchdown receptions, more than any other tight end in program history and enough for fourth all-time in program history. He has six touchdowns in 2018, tied for sixth in the Big Ten and tied for the most among all FBS tight ends (Jace Sternberger, Texas A&M). He leads the team with 31 receptions.

Fant's 18 touchdown receptions rank third all-time in Big Ten history by a tight end (Jacob Pedersen, Wisconsin).

Fant had two touchdown receptions against No. 18 Wisconsin in Week 4. It was the fourth multi-touchdown game of his career. Since 2000, the only Big Ten tight ends with four multi-touchdown games are Fant (4) and former Penn State TE Mike Gesicki (4).

Seventeen of Fant's touchdown receptions have come from QB Nate Stanley. His first career touchdown reception came from QB C.J. Beathard (5 yards, at Purdue on Oct. 15, 2016).

His 18 career touchdowns have come from near and far, listed in chronological order: 5, 2, 27, 23, 7, 45, 25, 3, 6, 4, 69, 8, 1, 5, 20, 1, 5, 28.

Fant had 102 yards receiving at Indiana in Week 6. It was his second career 100-yard receiving game (Nebraska, 2017).

Fant was one of 10 conference players named to the Big Ten Preseason Honors List. He had 30 receptions last season, including a team-high 11 touchdowns, tied for most in the country among FBS tight ends and the most by a Hawkeye since Marvin McNutt caught 12 touchdown passes in 2012. Fant led Iowa and all FBS tight ends with 16.5 yards per catch in 2017.

THE OTHER HALF OF THE TWO-HEADED MONSTER

TE T.J. Hockenson has hauled in a team-high 487 receiving yards on 28 catches, both career highs. His three touchdowns match his single-season career best (2017).

Hockenson added a rushing touchdown to his career stats at Minnesota, taking a direct snap on a fake field goal and rushing four yards for the score. Hockenson has led or shared the team lead in receptions in Weeks 1, 2, 4, and 6. His 17.4 yards per reception rank second on the team (Sargent 18.0).

Hockenson and TE Noah Fant rank 1-2 on the team in receptions, and have combined for 855 receiving yards on 59 catches, including nine receiving touchdowns.

PRETTY SPECIAL TEAMS

Iowa leads the country averaging 31.8 yards per kickoff return. WR Ihmir Smith-Marsette averages 33.7 yards on nine returns, best in the Big Ten and second in the country.

K Miguel Recinos connected on a career-best three field goals Week 7 against Maryland, and kicked a career-long 49-yard field goal at Penn State. He has made his last nine field goal attempts, dating back to Week 3.

P Colton Rastetter ranks sixth in the Big Ten, averaging 42.0 yards per punt. He has one touchdown pass this season, a 10-yard toss to DT Sam Brinks on a fake field goal at Penn State.



## 2018 STATISTICAL COMPARISON

	IOWA	PURDUE
Scoring Average	29.8	32.9
Scoring Defense	16.1	22.8
Rushing Yards	161.6	162.4
Passing Yards	229.8	330.0
Total Offense	391.4	492.4
Rushing Defense	84.4	133.1
Passing Defense	180.5	299.1
Defense	264.9	432.2
Punt Return Average	7.5	5.1
KO Return Average	31.8	19.5
Turnover Margin	+2	-1

## PRONUNCIATION GUIDE

Head Coach Kirk Ferentz	FAIR-ints
Asst. Coach Brian Ferentz	FAIR-ints
Asst. Coach Tim Polasek	PAWL-uh-seck
Ben Campos	CAMP-os
Djimon Colbert	JYE-mun
Dallas Craddieth	CRAD-ith
Trey Creamer	CREAM-ir
A.J. Epenesa	EPP-uh-NESS-uh
Henry Geil	GILE
Ryan Gersonde	gir-SAUN-day
Jake Gervase	JIR-voss
Kyle Groeneweg	GROWN-uh-weg
Parker Hesse	HESS-ee
Alaric Jackson	AH-lair-ick
Dalles Jacobus	DALLAS juh-COE-bus
Connor Kapisak	KAP-uh-sak
Jack Koerner	KERN-ir
Tommy Kujawa	KOO-yah-vuh
Henry Marchese	mar-CASE
Kaevon Merriweather	KAY-vohn
John Milani	muh-LON-ee
Nick Niemann	KNEE-mun
Daviyon Nixon	DAVE-ee-un
Michael Ojemudia	oh-jay-MOO-dee-uh
Turner Pallissard	PAL-is-ard
Spencer Petras	PEE-tris
Monte Pottebaum	POT-uh-bomb
Nico Ragaini	ruh-GAIN-ee
Colten Rastatter	RASS-tet-ir
Miguel Recinos	muh-GEL ray-SEE-nos
Brady Reiff	REEF
Kyler Schott	SHOT
Austin Schulte	SHUL-tee
Ihmir Smith-Marsette	AH-meer Smith MAR-set
Austin Spiewak	SPEE-wack
Ben Subbert	SUE-birt
Jackson Subbert	SUE-birt
Nate Vejvoda	vay-VO-duh
Nate Wieting	WHEAT-ing

## THE SERIES

Purdue holds a 47-38-3 advantage in the series that began with a 16-0 Iowa win in 1910. The Hawkeyes have won four of the last five meetings. Purdue won last year in Iowa City to snap Iowa's four-game winning streak in the series.

Iowa has won on its last four visits to Purdue. The Hawkeyes last loss at Purdue was in 2007. Iowa has won nine of the last 12, and 21 of the last 29 meetings. Iowa is 17-27-1 in games played in West Lafayette.

Iowa and the Boilermakers battled to a 21-21 tie at West Lafayette in 1994. That game marks the last tie game for Iowa before the college football tie-breaker system was put in place. Here are the series results:

*10/22/10	W	16-0	10/26/68	L	15-44
11/11/11	W	11-0	10/18/69	L	31-35
11/06/15	L	13-19	*10/17/70	L	3-24
*10/21/16	W	24-6	10/02/71	L	13-45
10/21/21	W	13-6	*10/07/72	L	0-24
*10/28/22	W	56-0	*11/03/73	L	23-48
*10/13/23	W	7-0	11/02/74	L	14-38
11/16/29	L	0-7	11/15/75	L	18-19
*10/18/30	L	0-20	*11/13/76	L	0-21
11/14/31	L	0-22	10/22/77	L	21-34
*11/12/32	L	0-18	*10/28/78	L	7-34
11/18/33	W	14-6	*11/03/79	L	14-20
*11/10/34	L	6-13	11/08/80	L	13-58
11/16/35	L	6-12	*11/07/81	W	33-7
*11/14/36	L	0-13	11/06/82	L	7-16
11/16/37	L	0-13	*10/15/83	W	31-14
*10/29/38	T	0-0	10/13/84	W	40-3
11/04/39	W	4-0	11/16/85	W	27-24
*11/02/40	L	6-21	*11/15/86	W	42-14
10/25/41	L	6-7	*10/24/87	W	38-14
*10/31/42	W	13-7	10/22/88	W	31-7
10/23/43	L	7-28	11/18/89	W	24-0
*10/21/44	L	7-26	*11/17/90	W	38-9
10/13/45	L	0-40	10/25/91	W	31-21
*9/28/46	W	16-0	*10/24/92	L	16-27
11/01/47	L	0-21	*10/30/93	W	26-17
*10/16/48	L	13-20	10/29/94	T	21-21
10/01/49	W	21-7	*11/01/97	W	35-17
*10/21/50	W	33-21	10/31/98	L	14-36
10/06/51	L	30-34	10/6/01	L	14-23
10/11/52	L	14-41	*10/5/02	W	31-28
11/07/53	W	26-0	11/8/03	L	14-27
11/6/54	W	25-14	*11/6/04	W	23-21
*10/15/55	T	20-20	10/8/05	W	34-17
10/27/56	W	21-20	*10/7/06	W	47-17
10/24/59	L	7-14	10/20/07	L	6-31
*10/22/60	W	21-14	*11/15/08	W	22-17
10/28/61	L	0-9	11/19/11	W	31-21
*10/27/62	L	3-26	*11/10/12	L	24-27
10/26/63	L	0-14	11/9/13	W	38-14
*10/24/64	L	14-19	9/27/14	W	24-10
*10/09/65	L	14-17	*11/21/15	W	40-20
10/08/66	L	0-35	10/15/16	W	49-35
*10/28/67	L	22-41	*11/18/17	L	15-24

\* - - at Iowa City



## HAWKEYE FOOTBALL BY THE NUMBERS

149	Ferentz's career win total as Iowa's head coach, becoming Iowa's all-time winningest football coach
100	Ferentz became the 12th coach to win 100 games at a Big Ten school (at MSU, 19-16 2OT, 10/13/12)
66	NFL Draft picks under Kirk Ferentz
62	Calvin Jones' retired number, one of two in school history
44	Hawkeyes who have played in the Super Bowl
31	Bowl games (15-15-1)
29	All-America honors under Ferentz
27	Players have combined to earn Academic All-America honors
25	Consensus All-Americans (10 under Kirk Ferentz)
24	Heisman Trophy winner (1939) Nile Kinnick's retired number
23	Times finished a season ranked
15	Bowl wins, CFB Hall of Famers
16	First or second round NFL draft picks under Kirk Ferentz
12	School record 12 wins in 2015
11	Big Ten Championships
9	Former players recognized on Kinnick Stadium Wall of Honor
8	Players under Ferentz who have won national awards
7	Bowl wins under Kirk Ferentz
5	Five times finished the year ranked in top 10 over the past 13 seasons
4	Kirk Ferentz has been named B1G Coach of the Year
3	Three times won 11 games or more under Kirk Ferentz (2002, 2009, 2015)

## ON THE AVERAGE

DOWN	PLAYS	AVG.
First Down	245	4.6
Second Down	189	5.1
Third Down	128	7.5
Fourth Down	18	4.1

## IOWA BY QUARTERS

QUARTER	IOWA	OPPONENTS
First	50	20
Second	63	34
Third	78	30
Fourth	47	45
OT	0	0

## POINTS OFF TURNOVERS

	T/O Gained	Pts Scored
Iowa	15	45
Opponents	12	49

**LAST MEETING: PURDUE 24, IOWA 15 (Nov. 18, 2017 – Kinnick Stadium)**

Purdue scored two touchdowns in the opening four minutes of the third quarter and went on to a 24-15 win over Iowa in Kinnick Stadium.

The Purdue victory stopped a four-game losing streak in the series. The game was played in cold and windy conditions, with wind gusts of 20-25 mph.

Purdue in the first quarter on its opening drive, capping a 67-yard drive with a five-yard scoring strike from Elijah Sindelar to D.J. Knox. The scoring drive was aided by a roughing the punter penalty on the Hawkeyes.

Iowa scored its first points in the second quarter, as senior defensive tackle Nathan Bazata sacked Sindelar in the end zone for a safety.

Iowa took over at the 50 following the safety, and promptly drove to the end zone to take a 9-7 advantage that would carry into halftime. Senior RB Akrum Wadley scored on a two-yard run, as he gained 28 of the 50 yards on the drive. A key play for the Hawkeyes was an 18-yard completion from QB Nate Stanley to WR Matt VandeBerg on a fourth down conversion.

Purdue took control early in the third quarter, scoring on a 42-yard strike from Sindelar to Anthony Mahoungou less than one minute into the period. Following an Iowa three-and-out, the Sindelar to Mahoungou combination struck for a 16-yard touchdown to give the Boilers a 21-9 advantage.

Iowa's offense drove to the Purdue 42 early in the fourth period, but an interception off a tipped pass stopped the drive.

Purdue scored its final points on a J.D. Dellinger field goal after the Boilermakers recovered an Iowa fumble on a punt return at the Iowa 16 yard line.

Freshman Ihmir Smith-Marsette gave Iowa a lift with a 53-yard return on the ensuing kickoff, and the Hawkeyes concluded the drive with a fourth-down conversion as Stanley completed a six-yard scoring strike to TE Noah Fant.

Purdue covered Iowa's onside kick with 1:04 remaining and ran out the clock to secure the win.

Senior LB Josey Jewell led the Hawkeye defense with 13 tackles, three tackles-for-loss and three pass break-ups.

Wadley led the Iowa offense with 78 yards on 22 carries, while Stanley completed 16-of-33 attempts for 176 yards.

**NEW WEEK, NEW LEGS, NEW CAREER BESTS**

Iowa has had a different running back rush for a career high in yards in each of the last three weeks. RB Mekhi Sargent set career bests in carries (16) and yards (91) Week 8 at Penn State. RB Ivory Kelly-Martin rushed for a career-high 98 yards Week 7 against Maryland, and RB Toren Young rushed for a career-best 96 yards Week 6 at Indiana.

The trio of sophomores has combined for 1,102 rushing yards and seven rushing touchdowns, four by Sargent, two by Young, and one by Kelly-Martin.

Young and Kelly-Martin share the team lead with 89 carries apiece. Young leads the team with 421 yards. He hauled in his first career touchdown reception at Indiana. Kelly-Martin has 293 rushing yards, third on the team.

Sargent has a team-best four rushing touchdowns. The junior college transfer has 79 carries and 388 rushing yards, second on the team.

Kelly-Martin entered the season on top of the depth chart, but missed Weeks 2, 3, and 6 due to injury. He returned to the starting lineup Week 7 against Maryland and set career highs in attempts (24) and yards (98).

The Hawkeye do not have a junior or senior among the position group. Running backs coach Derrick Foster is in his first season on Iowa's staff in charge of a position group that graduated 75 percent of its rushing yards in 2017, and entered 2018 with one combined career start (Toren Young).

Iowa graduated running backs Akrum Wadley (1,109 yards) and James Butler (396 yards) in 2017. The duo combined for 1,505 rushing yards in 2017.





## CAREER RECEIVING TOUCHDOWNS

	Name	TDs	Years
1.	Marvin McNutt, WR	28	2008-11
2.	Danan Hughes, WR	21	1989-92
	Tim Dwight, WR	21	1994-97
4.	<b>Noah Fant, TE</b>	<b>18</b>	<b>2016-pr.</b>
5.	Derrell Johnson-Koulianos, WR	17	2007-10
6.	Ed Hinkel, WR	16	2002-05
	Robert Smith, WR	16	1983-86
8.	Kahlil Hill, WR	15	1998-01
	Maurice Brown, WR	15	2000-03
10.	Clinton Solomon, WR	14	2002-05

ALL-TIME TOUCHDOWN RECEPTIONS  
BIG TEN TIGHT ENDS

	Name	TDs	Years
1.	Dave Young (Purdue)	27	1978-80
2.	Josiah Price (MSU)	21	2013-16
3.	<b>Noah Fant (Iowa)</b>	<b>18</b>	<b>2016-pr.</b>
4.	Jacob Pederson (Wisconsin)	17	2010-13
5.	Dustin Keller (Purdue)	16	2004-07
	Garrett Graham (Wisconsin)	16	2007-09

## IOWA IN OVERTIME

Iowa holds a 7-5 record in overtime games. Iowa won its first overtime contest, defeating Penn State 26-23 on Nov. 4, 2000, in State College, Pa. The Hawkeyes are 3-4 in single overtime, 3-0 in double overtime and 1-1 in triple overtime. Iowa is 2-2 in overtime in Kinnick Stadium and 5-3 in overtime road games. Following are Iowa's overtime games:

Date	Result	OT's	Opponent
11/4/00	W, 26-23	Double	at Penn State
9/28/02	W, 42-35	Single	at Penn State
10/22/05	L, 23-20	Single	vs. Michigan
9/09/06	W, 20-13	Triple	at Syracuse
10/27/07	W, 34-27	Double	vs. Michigan St.
11/14/09	L, 27-24	Single	at Ohio State
9/10/11	L, 44-41	Triple	at Iowa State
10/13/12	W, 19-16	Double	at Michigan St.
10/26/13	W, 17-10	Single	vs. Northwestern
11/28/14	L, 37-34	Single	vs. Nebraska
9/9/17	W, 44-41	Single	at Iowa State
10/21/17	L, 17-10	Single	at Northwestern

## FILLING HOLES IN TAKEAWAYS

Iowa has eight interceptions over the last four games, including a pick-six Week 8 at Penn State. SS Geno Stone intercepted Trace McSorley on the Penn State 24-yard line and returned it for a touchdown. It was Iowa's first pick-six of the season, and marked the 11th straight year Iowa has returned an interception for a touchdown. The Hawkeyes had four interceptions in Week 5 at Minnesota, a pair of picks at Indiana in Week 6, and one theft in Week 7 against Maryland.

Stone has a team-best three interceptions this season, all in the fourth quarter. Stone intercepted Minnesota inside the five-yard line on Minnesota's final play of the game, and had a fourth quarter interception against Indiana in the endzone. He has started at strong safety Weeks 5-8, his first career starts. Iowa has eight interceptions since he joined the starting lineup.

True freshman DB Riley Moss and true freshman DB Julius Brents both recorded interceptions in their first career starts at Minnesota. Moss had two interceptions for 36 yards. Brents intercepted one pass (0 yards).

The Hawkeyes have nine interceptions in 2018, tied for third in the Big Ten. The Hawkeyes led the nation with 21 interceptions in 2017. The Hawkeyes return nine of the 21 thefts, led by safeties Jake Gervase (3) and Amani Hooker (2). DE Parker Hesse, Stone, LB Kristian Welch, and DL Brady Reiff also recorded interceptions last season. Iowa lost the nation's leader in interceptions, Josh Jackson (8), and Big Ten Defensive Player of the Year, Josey Jewell (2), to the NFL. Both players were consensus All-Americans.

Iowa has at least one interception return for a touchdown in each of the last 11 seasons, and 16 of the last 18 seasons.

DE Anthony Nelson recovered a fumble for a touchdown Week 7 against Maryland, marking the 11th straight season Iowa has scored a defensive touchdown.

## NEW FACES IN THE CROWD

The 2018 season is the first in Kirk Ferentz's 20 years that the Hawkeyes opened the season without a linebacker with a single career start. Iowa has used five different starting linebacker combinations this season.

SS Amani Hooker made his first career start at outside linebacker Week 5 at Minnesota, the first of his four consecutive starts at the position. Hooker is the sixth Hawkeye to start at the linebacker position this season. The others include first-time starters LB Djimon Colbert, LB Jack Hockaday, LB Amani Jones, LB Nick Niemann, and LB Kristian Welch.

Week 1 starting linebackers Jones, Welch, and Niemann started for the first time in their careers in Iowa's 33-7 win over Northern Illinois.

Niemann started Week 2 alongside first-time starters Hockaday and Colbert in Iowa's 13-3 win over Iowa State.

Welch returned to the lineup in Week 3, starting alongside Niemann and Hockaday. The same trio started Week 4.

Colbert, Hockaday, and Hooker got the start in Week 5.

Colbert, Welch, and Hooker got the start in Weeks 6-8.

## CAREER 100-YARD PERFORMANCES | 2018 HAWKEYES

## T.J. HOCKENSON (2)

DATE	OPP	REC.	YDS.	TDs	LONG
10/13/18	at Indiana	4	107	2	54
9/22/18	vs. Wisconsin	3	125	0	46

## NICK EASLEY (1)

DATE	OPP	REC.	YDS.	TDs	LONG
9/15/18	vs. Northern Iowa	10	103	1	23

## NOAH FANT (2)

DATE	OPP	REC.	YDS.	TDs	LONG
10/13/18	at Indiana	4	102	1	58
11/24/17	at Nebraska	3	116	2	68



## 2018 IOWA STATISTICS

INDIVIDUAL	CATEGORY	STATS	BIG TEN	NCAA
Chauncey Golston	Fumbles Recovered	2	1	12
Ihmir Smith-Marsette	Kickoff Returns	33.7	1	2
A.J. Epenesa	Forced Fumbles	0.25	2	42
Nathan Stanley	Passing TDs	16	2	20
Anthony Nelson	Sacks	0.81	2	21
Miguel Recinos	Field Goals Per Game	1.5	3	20
Geno Stone	Interceptions Per Game	0.4	3	21
Geno Stone	Total Interceptions	3	3	14
Miguel Recinos	Field Goal Percentage	0.8	4	29
Miguel Recinos	Total Points Scored	64	4	40
Nathan Stanley	Passing Yards	1,764	5	46
Ihmir Smith-Marsette	Combined Kick Returns	303	6	55
Nathan Stanley	Passing Efficiency	132	6	71
Nathan Stanley	Passing Yards Per Game	220.5	6	50
Noah Fant	Receiving TDs	6	6	30
Nathan Stanley	Yards per Pass Attempt	7.23	6	73
Nathan Stanley	Completions Per Game	17.13	7	57
Nathan Stanley	Passing Yards/Completion	12.88	7	41
Nathan Stanley	Total Offense	221.8	7	68
T.J. Hockenson	Yards per Reception	17.39	7	41
Nathan Stanley	Completion Percentage	0.561	8	96
T.J. Hockenson	Receiving Yards	487	10	98
T.J. Hockenson	Receiving Yards Per Game	60.9	11	105
Noah Fant	Receptions Per Game	3.9	12	147
Toren Young	Rush Yards Per Carry	4.73	12	97
Toren Young	Rushing Yards	421	14	143
Noah Fant	Total Touchdowns	6	15	115
Mekhi Sargent	Rushing TDs	4	16	145
Toren Young	Rushing Yards Per Game	52.6	16	148
Ihmir Smith-Marsette	All Purpose	83	17	160
Jack Hockaday	Total Tackles	6.2	25	236

TEAM	STAT	BIG TEN	NCAA
4th Down Conversion Pct Defense	0.111	1	1
Kickoff Returns	31.75	1	1
Sacks Allowed	1.13	1	15
Blocked Punts	1	2	14
First Downs Defense	124	2	7
Passing Yards Allowed	180.5	2	18
Rushing Defense	84.4	2	4
Scoring Defense	16.1	2	11
Tackles for Loss Allowed	4.5	2	17
Time of Possession	33:47	2	9
Total Defense	264.9	2	4
3rd Down Conversion Pct	0.469	3	17
4th Down Conversion Pct	0.667	3	16
Defensive TDs	2	3	19
Fewest Penalty Yards	394	3	38
Fewest Penalty Yards Per Game	49.25	3	38
Fumbles Lost	3	3	12
Passing Yards per Completion	12.94	3	42
Team Sacks	3.13	3	15
Fumbles Recovered	5	4	60
Passes Intercepted	10	4	18
Red Zone Defense	0.789	4	34
Team Passing Efficiency Defense	115.67	4	34
Turnovers Gained	15	4	26
Fewest Penalties	47	5	48
Fewest Penalties Per Game	5.88	5	50
Turnover Margin	0.38	5	38
Turnovers Lost	12	6	65
3rd Down Conversion Pct Defense	0.356	7	42
Red Zone Offense	0.857	7	60
Scoring Offense	29.8	7	62
Team Passing Efficiency	132.21	7	73
Total Offense	391.4	8	79
Completion Percentage	0.561	9	96
Passes Had Intercepted	9	9	100
Passing Offense	229.8	9	72
Rushing Offense	161.6	9	79
First Downs Offense	167	10	73
Team Tackles for Loss	5.1	11	96

Niemann had not missed a start until Week 5. He suffered an injury in the fourth quarter against Wisconsin and did not play at Minnesota or at Indiana. He returned to action Week 7 against Maryland.

Hockaday was the team leader in tackles before exiting Week 5 with an injury. He did not play in Weeks 6-7, but returned to action Week 8 at Penn State.

Welch ranks second on the team in tackles (43), despite missing Week 2 and seeing limited time in Week 5 due to injury.

The five linebackers (not including Hooker) entered the season with a combined 40 career tackles, 832 fewer career tackles than Iowa's three starting linebackers in 2017 (Josey Jewell 437; Bo Bower, 234; Ben Niemann, 201).

The last time Ferentz had this little starting experience at the linebacker position was in 2014. That year, Quinton Alston, Bo Bower, and Reggie Spearman were Iowa's starting linebackers in the season opener. Only Alston had a previous career start (2012 at Michigan).

In Ferentz's first season in 1999, the opening day starting linebackers -- LeVar Woods, Aaron Kampman, and Derrick Davison had two career starts combined. Both starts belonged to Kampman, who started the final two games in 1998.

**KICKING THE TRAVEL BUG**

Iowa scored 40 points or more in its first two road games and averages 38.0 points per game in three road contests (2-1).

The Hawkeyes put up 48 points at Minnesota Week 5 and 42 points at Indiana Week 6. The 40-plus points scored at Minnesota and Indiana marked the first time in program history Iowa has scored 40 points or more in consecutive road Big Ten games in the same season.

Iowa scored 24 points at Penn State, though none came from an offensive set. The Hawkeyes recorded two safeties, kicked two field goals, returned one interception for a touchdown, and scored one touchdown via special teams (fake field goal).

**RECEIVERS COME ALIVE AT MINNESOTA**

WR Nick Easley, WR Brandon Smith, and WR Ihmir Smith-Marsette combined for 14 catches, 198 yards, and two touchdowns in Iowa's 48-31 win at Minnesota in Week 5. The trio entered the game with a combined 24 catches, 311 yards receiving, and one touchdown).

WR Nick Easley had a team-high six receptions (52 yards, 1 touchdown).

Smith-Marsette finished the game with three catches for a career-high 78 yards. His 60-yard touchdown reception was a career-long reception. It is also Iowa's longest play from scrimmage this season. Smith-Marsette added two kickoff returns for 83 yards.

Brandon Smith set career highs in receptions (5) and receiving yards (68). He entered the game with five catches for 78 yards.



## CAREER PASSING TOUCHDOWNS

Name	Career	Years	Single-Season
1. Chuck Long	74	1981-85	27-1985
2. Drew Tate	61	2003-06	22-2005
3. Ricky Stanzi	56	2007-10	25-2010
4. Matt Sherman	43	1994-97	14-1995
5. Nate Stanley	42	2016-pr.	26-2017

## CAREER PASSING YARDS

Name	Yards	Years
1. Chuck Long	10,461	1981-85
2. Drew Tate	8,292	2003-06
3. Ricky Stanzi	7,377	2007-10
4. Chuck Hartlieb	6,934	1986-88
5. Matt Rodgers	6,725	1988-91
6. Matt Sherman	6,399	1994-97
7. James Vandenberg	5,786	2009-12
8. C.J. Beathard	5,562	2013-16
9. Jake Rudock	4,819	2012-14
10. Kyle McCann	4,349	1998-01
11. Nate Stanley	4,263	2016-pr.

## CAREER SCORING

Name	Points	Years
1. Nate Kaeding	373	2000-03
2. Mike Meyer	324	2010-13
3. Rob Houghtlin	290	1985-87
4. Tom Nichol	277	1981-84
5. Kyle Schlicher	260	2004-06
6. Tavian Banks	218	1994-97
Zach Bromert	218	1995-98
8. Sedrick Shaw	214	1993-96
Jeff Skillett	214	1988-91
10. Akrum Wadley	210	2014-17
-----		
15. David Hudson	166	1985-88
16. Marvin McNutt, Jr.	168	2008-11
17. Ladell Betts	162	1998-11
18. Daniel Murray	158	2007-10
19. Albert Young	150	2004-07
20. Miguel Recinos	146	2015-18

## CAREER TOTAL OFFENSE

Name	Rush	Pass	Yards
1. Chuck Long	(-207)	10,461	10,254
2. Drew Tate	135	8,292	8,427
3. Ricky Stanzi	(-4)	7,377	7,373
4. Matt Rodgers	130	6,725	6,855
5. Chuck Hartlieb	(-364)	6,934	6,570
6. C.J. Beathard	429	5,562	5,991
7. Matt Sherman	(-451)	6,399	5,948
8. James Vandenberg	67	5,786	5,853
9. Jake Rudock	394	4,819	5,213
10. Kyle McCann	(-134)	4,349	4,215
11. Sedrick Shaw	4,156	0	4,156
12. Nate Stanley	(-105)	4,263	4,158
13. Ed Podolak	1,710	2,316	4,026
14. Gary Snook	79	3,738	3,817
15. Brad Banks	574	3,155	3,729

## BIG TEN PERFECTION

University of Iowa head coach Kirk Ferentz has twice navigated the Big Ten regular season schedule with an undefeated record. The Hawkeyes were 8-0 in 2002 and shared the Big Ten championship with Ohio State. The Hawkeyes were 8-0 in 2015, winning the Big Ten West Division title.

Since 1954, when the conference schedule expanded to seven games, only six Big Ten coaches, including Ferentz, have multiple undefeated Big Ten seasons.

Coach (School)	Record	Year
Duffy Daugherty (MSU)	7-0	1965
Duffy Daugherty (MSU)	7-0	1966
<b>Kirk Ferentz (Iowa)</b>	<b>8-0</b>	<b>2002</b>
<b>Kirk Ferentz (Iowa)</b>	<b>8-0</b>	<b>2015</b>
Woody Hayes (OSU)	7-0	1954
Woody Hayes (OSU)	7-0	1957
Woody Hayes (OSU)	7-0	1968
Woody Hayes (OSU)	7-0	1970
Woody Hayes (OSU)	8-0	1975
Urban Meyer (OSU)	8-0	2012
Urban Meyer (OSU)	8-0	2013
Urban Meyer (OSU)	8-0	2014
Bo Schembechler (Michigan)	8-0	1971
Bo Schembechler (Michigan)	8-0	1980
Bo Schembechler (Michigan)	8-0	1989
Jim Tressel (OSU)	8-0	2002
Jim Tressel (OSU)	8-0	2006

## TRUE FRESHMEN STARTERS SINCE 1999

Since 1999, Kirk Ferentz's first year as Iowa head coach, 24 true freshmen have started for the Hawkeyes.

2018 Riley Moss, CB (4 games)	2010 Marcus Coker, RB (2 Games)
2018 Julius Brents, CB (4 games)	2010 James Morris, LB (4 Games)
2017 Matt Hankins, FS (2 games)	2009 Brandon Wegher, RB (2 Games)
2017 Ihmir Smith-Marsette, WR (3 games)	2007 Bryan Bulaga, LG (5 games)
2017 Tristan Wirfs, OL (7 RT, 1 LT)	2006 Dominique Douglas, WR (11 Games)
2016 Manny Rugamba, CB (3 Games)	2006 A.J. Edds, LB (1 Game)
2015 Jerminic Smith, WR (2 Games)	2003 Mike Jones, LG (7 Games)
2015 James Daniels, LG (2 Games)	2003 Champ Davis, FB (1 Game)
2013 Matt VandeBerg, WR (2 Games)	2000 Benny Sapp, CB (8 Games)
2013 Desmond King, CB (12 Games)	2000 Bob Sanders, SS (4 Games)
2012 Greg Garmon, RB (1 Game)	2000 Jonathan Babineaux, FB (3 Games)
2011 Jordan Canzeri, RB (1 Game)	1999 Fred Barr, LB (6 Games)



**OVERALL WINS**  
(all games played as member of B1G)

Coach, Team	Wins	Seasons	Years
1. Woody Hayes, OSU	205	28	1951-78
2. Amos Alonzo Stagg, CHI	199	37	1896-32
3. Bo Schembechler, MICH	194	21	1969-89
4. Joe Paterno, PSU	162	19	1993-11
5. <b>Kirk Ferentz, IOWA</b>	<b>149</b>	<b>20</b>	<b>1999-pr.</b>
6. Hayden Fry, IOWA	143	20	1979-98
7. Henry Williams, MINN	136	22	1900-21
8. Robert Zuppke, ILL	131	29	1913-41
9. Lloyd Carr, MICH	122	13	1995-07
10. Barry Alvarez, WIS	119	18	1990-05

**BIG TEN CONFERENCE WINS**

Coach, Team	Wins	Seasons	Years
1. Woody Hayes, OSU	153	28	1951-78
2. Bo Schembechler, MICH	143	21	1969-89
3. Amos Alonzo Stagg, CHI	115	37	1896-32
4. Hayden Fry, IOWA	96	20	1979-98
5. Joe Paterno, PSU	95	19	1993-11
6. <b>Kirk Ferentz, IOWA</b>	<b>89</b>	<b>19</b>	<b>1999-pr.</b>
7. Lloyd Carr, MICH	81	13	1995-07
8. Robert Zuppke, ILL	76	29	1913-41
9. Duffy Daugherty, MSU	72	19	1954-72
10. John Cooper	70	13	1988-00

**HAWKEYES UNDER FERENTZ**

Overall .....	149-99
vs. ranked teams.....	26-43
vs. unranked teams .....	122-56
vs. Big Ten teams .....	89-71
vs. Big Ten teams (home).....	49-27
vs. Big Ten teams (away).....	40-43
vs. Big Ten teams (neutral).....	0-1
When rushing for 150 yards or more .....	96-17
When rushing for 200 yards or more .....	60-6
When passing for 250 yards or more .....	45-21
When passing for 300 yards or more .....	14-8
When Iowa player rushes for 100 yards .....	86-25
When opponent has 100-yard rusher .....	21-44
When opponent has 300-yard passer .....	16-12
When scoring 30 points or more.....	83-8
When scoring 20 points or more.....	113-40
When opponent scores 25 points or more.....	18-61
When holding opponent to 10 pts or less .....	58-1
When Iowa scores first .....	111-32
When Iowa leads at halftime.....	120-25
When Iowa trails at halftime .....	22-69
When game is tied at halftime .....	8-5
When Iowa leads after 3 quarters .....	126-17
When Iowa trails after 3 quarters.....	16-76
When game is tied after 3 quarters.....	7-6
Games decided by 11 points or more .....	88-35
Games decided by 10 points or less .....	51-54
Games decided by 7 points or less .....	39-49
Games decided by 3 points or less .....	18-31
When Iowa has a positive turnover margin ...	88-22
When opponent has a positive turnover margin ..	23-55
When the turnover margin is equal .....	34-21
When returning a punt/kickoff for a score .....	9-6
Overtime games .....	7-5
When temperature is 50 degrees or above.....	102-72
When temperature is below 50 degrees .....	44-24
When temperature is over 90 degrees.....	4-4
When raining:.....	11-9

**IN THE RANKINGS**

Iowa has played two teams this year ranked in the AP Top 25. The Hawkeyes fell to No. 18 Wisconsin, 27-17, on Sept. 22, and lost, 30-24, on Oct. 27 at Penn State.

These are Iowa's most recent wins versus nationally-ranked opponents:

Home:	55-24 over #3 Ohio State, 11/4/17
	40-10 over #15 Nebraska, 11/25/16
	14-13 over #2 Michigan, 11/12/16
Road:	40-10 over #20 Northwestern, 10/17/15
	10-6 over #18 Wisconsin, 10/3/15
	38-28 over #24 Michigan, 10/16/10
Neutral:	27-24 over #12 Missouri, Insight Bowl, 12/28/10
	24-14 over #9 Georgia Tech, Orange Bowl, 1/5/10
	30-25 over #11 LSU, Capital One Bowl, 1/1/05

**BIG TEN BOWL GAMES SINCE 2001**

The Hawkeyes won their sixth game of the season Oct. 20 against Maryland to become bowl eligible for the 17th time in the last 18 seasons. Iowa has posted a 7-8 bowl record under head coach Kirk Ferentz, most recently defeating Boston College, 27-20, at the 2017 Pinstripe Bowl. Since the 2001 season, only Ohio State and Wisconsin have won more bowl games (including the FBS championship game), than Iowa. The following is the record for Big Ten teams in bowl games since 2001:

Team	Record	Pct.	Team	Record	Pct.
Ohio State	9-7	.563	Maryland	5-5	.500
Wisconsin	8-8	.500	Minnesota	5-7	.417
<b>IOWA</b>	<b>7-8</b>	<b>.467</b>	Purdue	4-5	.445
Penn State	7-7	.500	Michigan	4-10	.286
Rutgers	6-3	.667	Northwestern	3-7	.300
Michigan State	6-6	.500	Illinois	2-3	.400
Nebraska	6-8	.429	Indiana	0-3	.000

**SPREAD THE WEALTH**

For just the second time in school history, five Hawkeyes had a receiving touchdown in a single game (at Indiana). QB Nate Stanley threw a career-best six touchdowns against the Hoosiers, to five different players (Hockenson x2, Fant, Easley, Young, Kelly).

The only other time five different players had a receiving touchdowns in a single game was the 1984 Freedom Bowl – QB Chuck Long threw six touchdowns to five different players (Hayes x2, Smith, Happel, Helverson, Flag).

In addition to combining for three receiving touchdowns against the Hoosiers, TE Noah Fant (4-102) and TE T.J. Hockenson (4-107) both had 100-yard receiving games Week 6 at Indiana. It is the first time two Hawkeyes had 100 yards receiving in the same game since 2011 (vs. Pitt: K. Davis 10-129, M. McNutt 8-112).

**STANLEY EARNS CONFERENCE AND NATIONAL RECOGNITION**

QB Nate Stanley earned recognition from five Big Ten and national organizations following Iowa's 42-16 win at Indiana on Oct. 13. He was named Big Ten Conference Co-Offensive Player of the Week, Big Ten Offensive Player of the Week by collegesportsmadness.com, Walter Camp national Offensive Player of the Week, CFP National Player of the Week, and national Quarterback of the Week by Davey O'Brien Award and Manning awards.

Stanley completed 21-of-32 pass attempts against Indiana for 320 yards and six touchdowns. The scoring strikes covered 9, 28, 12, 11, 54, and 4 yards, and included five different receivers.

The six touchdowns tie Chuck Long for the second most in single-game history at Iowa. Long twice threw six touchdowns in a game, while the school record is seven (Chuck Hartlieb versus Northwestern, 1987).

Stanley threw 14 touchdowns between Weeks 3-6, which tied for the most ever over a four-game stretch in school history (Long, 1985).



**CAPTAINS BY WEEK**

Northern Illinois	___	Gervase, Hesse, Ross, Stanley
Iowa State	_____	Hesse, Render, Ross, Stanley
Northern Iowa	_____	Hesse, Nelson, Ross, Stanley
Wisconsin	_____	Hesse, Render, Ross, Stanley
at Minnesota	_____	Hesse, Render, Ross, Stanley
at Indiana	_____	Gervase, Hesse, Ross, Stanley
Maryland	_____	Gervase, Hesse, Render, Stanley
at Penn State	_____	Gervase, Hesse, Render, Stanley
at Purdue		
Northwestern		
at Illinois		
Nebraska		

**CONSECUTIVE GAMES, NOT SHUTOUT**

School	Games	Last Shutout
Nebraska	275	Sept. 21, 1996
	<i>(26-0 at Arizona State)</i>	
<b>IOWA</b>	<b>214</b>	<b>Oct. 14, 2000</b>
	<i>(31-0 at Illinois)</i>	
Indiana	204	Oct. 14, 2000
	<i>(58-0 at Michigan)</i>	
Penn State	202	Oct. 6, 2001
	<i>(20-0 vs. Michigan)</i>	
Purdue	60	Nov. 2, 2013
	<i>(56-0 vs. Ohio State)</i>	
Michigan	56	Sept. 6, 2014
	<i>(31-0 at Notre Dame)</i>	
Wisconsin	48	Dec. 6, 2014
	<i>(59-0 vs. Ohio State)</i>	
Northwestern	40	Oct. 10, 2015
	<i>(38-0 at Michigan)</i>	
Michigan State	32	Dec. 31, 2015
	<i>(38-0 vs. Alabama, CFP Semifinal)</i>	
Illinois	22	Nov. 19, 2016
	<i>(28-0 vs. Iowa)</i>	
Ohio State	22	Dec. 31, 2016
	<i>(31-0 vs. Clemson, CFP Semifinal)</i>	
Rutgers	16	Sept. 30, 2017
	<i>(56-0 vs. Ohio State)</i>	
Minnesota	8	Nov. 25, 2017
	<i>(31-0 vs. Wisconsin)</i>	
Maryland	1	Oct. 20, 2018
	<i>(23-0 at Iowa)</i>	

**NELSON EARNS B1G PLAYER OF THE WEEK HONORS**

DE Anthony Nelson was named Defensive Player of the Week following a three-sack performance in Iowa's 48-31 win at Minnesota on Oct. 6. The honor marks the second time Nelson has been recognized by the Big Ten. He was named Freshman of the Week for his play in a 2016 win over Miami, Ohio.

Nelson matched his career-high with three sacks at Minnesota, all in the first half. He School recorded four solo tackles and one assist in the contest; the Hawkeyes recorded five total sacks and held Minnesota to 86 net rushing yards. He also collected three sacks versus Miami, Ohio, as a redshirt freshman.

Nelson is the second Hawkeye to earn Defensive Player of the Week honors this season, as sophomore defensive end A.J. Epenesa was the co-recipient following Iowa's win over Iowa State.

**EPENESA NAMED B1G CO-DEFENSIVE PLAYER OF THE WEEK**

DE A.J. Epenesa was named Big Ten Conference Co-Defensive Player of the Week following Iowa's 13-3 win over Iowa State in the Iowa Corn Cy-Hawk Series on Sept. 8. Epenesa was also named the league's defensive Player of the Week by College Sports Madness.

The Big Ten honor was the first of Epenesa's career. The native of Glen Carbon, Illinois (Edwardsville HS), recorded a career-best two sacks against Iowa State, causing a fourth quarter fumble that was recovered by teammate Chauncey Golston. Epenesa had five tackles in the game, and added a pass break-up.

**MOSS EARNS B1G FRESHMAN OF THE WEEK HONOR**

DB Riley Moss was named Freshman of the Week after recording a pair of interceptions in Iowa's 48-31 win at Minnesota on Oct. 6. The conference weekly honor is the first of his career.

Moss joined the Hawkeye program as a walk-on from Centennial High School in Ankeny, Iowa, and played primarily on special teams in Iowa's first four games. Moss started for the first time at Minnesota and responded with four solo tackles and one assist, to go with two interceptions. He collected his first career theft in the end zone late in the second period. His second interception and 36-yard return led to a Hawkeye field goal and a 41-24 advantage in the fourth quarter.

**IOWA LEADERSHIP GROUP**

The University of Iowa football program has 12 players among its 2018 Leadership Group. The group includes six seniors, five juniors, and one sophomore. The Leadership Group votes on the weekly game day captains, is involved in team decision-making throughout the season, and provides feedback to the head coach. Players were selected by team vote.

The group consists of seniors WR Nick Easley, DB Jake Gervase, DE Parker Hesse, LB Aaron Mends, DL Matt Nelson, and OL Keegan Renders, juniors DB Amani Hooker, LB Amani Jones, DL Anthony Nelson, FB Brady Ross, and QB Nate Stanley, and sophomore RB Toren Young.



## 2018 HONORS

**A.J. Epenesa**

Big Ten Co-Defensive Player of the Week vs. Iowa State  
 Big Ten Defensive Player of the Week vs. Iowa State by College Sports Madness  
 Polynesian College Player of the Year Award Watch List  
 Preseason fourth-team All-Big Ten by Athlon Sports

**Noah Fant**

John Mackey Co-Tight End of the Week at Indiana  
 Walter Camp Player of the Year Preseason Watch List  
 Mackey Award Preseason Watch List  
 Big Ten Conference Preseason Watch List  
 Preseason first-team All-America by Associated Press  
 Preseason first-team All-America by ESPN.com  
 Preseason first-team All-America by NFLDraftScout.com  
 Preseason first-team All-America by Sporting News  
 Preseason first-team All-America by Athlon Sports  
 Preseason first-team All-Big Ten by NFLDraftScout.com

**Parker Hesse**

Named to preseason Allstate AFCA Good Works Team  
 Preseason fourth-team All-Big Ten by Athlon Sports

**T.J. Hockenson**

John Mackey Co-Tight End of the Week at Indiana  
 Mackey Award Preseason Watch List

**Riley Moss**

Big Ten Freshman of the Week at Minnesota

**Anthony Nelson**

Big Ten defensive Player of the Week at Minnesota  
 Ted Hendricks Award Preseason Watch List  
 Nagurski Trophy Preseason Watch List  
 Bednarik Trophy Preseason Watch List  
 Lott IMPACT Trophy preseason Watch List  
 Preseason second-team All-Big Ten by Athlon Sports

**Miguel Recinos**

Preseason third-team All-Big Ten by Athlon Sports

**Keegan Render**

Rimington Trophy Preseason Watch List  
 Preseason third-team All-Big Ten by Athlon Sports

**Nate Stanley**

Davey O'Brien National Quarterback of the Week at Indiana  
 Big Ten Co-Offensive Player of the Week at Indiana  
 CFP National Performer of the Week at Indiana  
 Manning Award Quarterback of the Week at Indiana  
 Walter Camp National Player of the Week at Indiana  
 Manning Award Preseason Watch List  
 Maxwell Award Preseason Watch List

**FIND THE NFL-ER**

The Hawkeyes have had NFL talent on their offensive line in each of Kirk Ferentz's 19 completed seasons. Seventeen Iowa offensive linemen have been selected in the NFL Draft, including four in the first round. Former Hawkeye linemen under Ferentz have combined for nine Pro Bowl appearances. Below is a list of players, by year, that played on the Hawkeyes' offensive line prior to joining the NFL.

Year	Player	NFL Service	Year	Player	NFL Service
1999	Bruce Nelson	2003-05	2008	Bryan Bulaga	2010-pr.
1999	Eric Steinbach	2003-11	2008	Kyle Calloway	2010
2000	Sam Aiello	2004	2008	Seth Olsen	2009-12
2000	Robert Gallery	2004-11	2008	Julian Vandervelde	2011-16
2000	Bruce Nelson	2003-05	2009	Bryan Bulaga	2010-pr.
2000	David Porter	2003-04	2009	Kyle Calloway	2010
2000	Eric Steinbach	2003-11	2009	Adam Gettis	2012-pr.
2001	Robert Gallery	2004-11	2009	Riley Reiff	2012-pr.
2001	Bruce Nelson	2003-05	2009	Julian Vandervelde	2011-16
2001	David Porter	2003-04	2010	James Ferentz	2014-pr.
2001	Eric Steinbach	2003-11	2010	Adam Gettis	2012-pr.
2002	Robert Gallery	2004-11	2010	Riley Reiff	2012-pr.
2002	Bruce Nelson	2003-05	2010	Julian Vandervelde	2011-16
2002	David Porter	2003-04	2010	Markus Zusevics	2012-13
2002	Eric Steinbach	2003-11	2011	James Ferentz	2014-pr.
2003	Sam Aiello	2004	2011	Adam Gettis	2012-pr.
2003	Brian Ferentz	2007	2011	Riley Reiff	2012-pr.
2003	Robert Gallery	2004-11	2011	Brandon Scherff	2015-pr.
2003	Mike Jones	2007-08	2011	Matt Tobin	2013-pr.
2003	Pete McMahon	2005-06	2011	Markus Zusevics	2012-13
2003	Eric Rothwell	2004	2012	Connor Boffeli	2014-15
2004	Mike Elgin	2007-08	2012	James Ferentz	2014-pr.
2004	Brian Ferentz	2007	2012	Austin Blythe	2016-pr.
2004	Mike Jones	2007-08	2012	Andrew Donnal	2015-pr.
2004	Pete McMahon	2005-06	2012	Brandon Scherff	2015-pr.
2005	Mike Elgin	2007-08	2012	Matt Tobin	2013-pr.
2005	Brian Ferentz	2007	2013	Austin Blythe	2016-pr.
2005	Mike Jones	2007-08	2013	Connor Boffeli	2014-15
2005	Seth Olsen	2009-12	2013	Brandon Scherff	2015-pr.
2005	Marshal Yanda	2007-pr.	2014	Austin Blythe	2016-pr.
2006	Mike Elgin	2007-08	2014	Andrew Donnal	2015-pr.
2006	Mike Jones	2007-08	2014	Brandon Scherff	2015-pr.
2006	Seth Olsen	2009-12	2015	Austin Blythe	2016-pr.
2006	Marshal Yanda	2007-pr.	2015	Cole Croston	2017-pr.
2007	Bryan Bulaga	2010-pr.	2015	James Daniels	2018-pr.
2007	Kyle Calloway	2010	2016	Cole Croston	2017-pr.
2007	Seth Olsen	2009-12	2016	James Daniels	2018-pr.
2007	Julian Vandervelde	2011-16	2017	James Daniels	2018-pr.
2008	Rob Bruggeman	2009-11	2017	Ike Boettger	2018-pr.



**INSTANT REPLAY**

Listed below are all the plays that have been reviewed in an Iowa game in 2018.

Game (Rvs)	Reviewed Play (Confirmed/Reversed)
NIU (2)	NIU first-down reception (confirmed) Non-NIU safety (reversed)
ISU (4)	Iowa fumble (reversed) ISU short of line to gain (confirmed) Iowa short of line to gain (overruled) ISU lost fumble (confirmed)
UNI (1)	Iowa incomplete pass (confirmed)
WIS (2)	Iowa short of line to gain (confirmed) Iowa player down by contact (reversed)
MINN (1)	Iowa targeting penalty (confirmed)
IND (3)	Indiana incomplete pass (confirmed) Iowa TD reception (confirmed) Indiana short of line to gain (confirmed)
MD (1)	Iowa TD reception (confirmed)
PSU (2)	Penn State rushing TD (confirmed) Iowa reception (reversed)

**2018 BIG TEN COACHES TELECONFERENCE**

The Big Ten coaches teleconferences are held each Tuesday beginning Aug. 28, with the final weekly call scheduled for Nov. 20. Media wishing to participate in the teleconference can contact the Big Ten Office at 866-392-7674 to obtain the call-in information. All times listed below are central time:

11:00	Chris Ash, Rutgers
11:08	Jim Harbaugh, Michigan
11:16	Paul Chryst, Wisconsin
11:24	Scott Frost, Nebraska
11:32	Mark Dantonio, Michigan State
<b>11:40</b>	<b>Kirk Ferentz, Iowa</b>
11:48	P.J. Fleck, Minnesota
11:56	Pat Fitzgerald, Northwestern
12:04	Lovie Smith, Illinois
12:12	DJ Durkin, Maryland
12:20	Jeff Brohm, Purdue
12:28	James Franklin, Penn State
12:36	Urban Meyer, Ohio State
12:44	Tom Allen, Indiana

**IOWA PROGRAM NOTES**

- The Hawkeyes sold out Kinnick Stadium in four of their first five games in 2018 (69,250).
- Iowa is 12-0 since the start of the 2017 season when scoring 20 points or more.
- The Hawkeyes have earned bowl eligibility in 16 of the last 17 seasons.
- Iowa is the only school to have two head football coaches since 1979. Hayden Fry took over prior to the 1979 season and coached through the 1998 season, posting a record of 143-89-6. Current coach Kirk Ferentz replaced Fry and is in his 20th season. Ferentz also served as Iowa's offensive line coach from 1981-89 under Fry.
- Iowa is one of 19 teams to have played in at least 15 bowl games since 2001. Among Big Ten schools, only Ohio State and Wisconsin have appeared in more (16).
- Iowa played in the Big Ten title game for the first time in program history on Dec. 5, 2015. Iowa earned Big Ten Conference championships in 2002 and 2004 and placed second in 2009. Iowa (8-0, 2002; 8-0, 2015) is one of three Big Ten teams to post a perfect mark in conference play since 1998 (BCS era), joining Michigan State (1) and Ohio State (5).
- Iowa has ranked in the top 10 in the final Associated Press and CNN/USA Today coaches polls five times since 2002, including a ranking of seventh in both polls at the conclusion of the 2009 season. Iowa ranked eighth in 2002, 2003 and 2004. The Hawkeyes finished 2015 ranked ninth in the AP poll and 10th in the USA Today Coaches Poll. In the Big Ten, only Ohio State has more top 10 finishes since 2002.
- Since 1936 when the first AP poll was released, Iowa has appeared in the poll 316 times, the fifth highest total in the Big Ten (Ohio State, Michigan, Wisconsin, and MSU). Iowa has been the top-ranked team in the country 11 times.
- Iowa set a school record with 12 wins in 2015. The Hawkeyes won 11 games in 2002 (11-2), and 2009 (11-2). In 2009, Iowa started 9-0 and won 10 regular season games for just the fourth time in school history.
- Iowa won 10 or more games in three consecutive years (2002-04) for the first time in school history.
- Kirk Ferentz has been named Big Ten Coach of the Year four times (2002, 2004, 2009, 2015) and was named National Coach of the Year in 2002 and 2015. Only Michigan's Bo Schembechler (6) has more conference coach of the year honors. Iowa's Hayden Fry and Penn State's Joe Paterno both won the award three times.
- Iowa has had nine individual national award winners under head coach Kirk Ferentz. They include Brad Banks (2002 Davey O'Brien, Top Quarterback; 2002 Associated Press National Player of the Year); Dallas Clark (2002 Mackey, Top Tight End); Nate Kaeding (2002 Groza, Top Kicker); Robert Gallery (2003 Outland, Top Lineman); Shonn Greene (2008 Doak Walker, Top Running Back); Brandon Scherff (2014 Outland, Top Lineman), Desmond King (2015 Jim Thorpe), Josey Jewell (2017 Lott IMPACT).
- Iowa's offensive line earned the Joe Moore Award in 2016, an honor bestowed upon the top offensive line unit in the country.
- Iowa's football record in the 2000 decade was 80-45 (.640), a record that ranks as the best decade in Iowa football history, based on total wins. Iowa posted a record of 77-40-4 (.652) during the 1980's and the Hawkeyes were 62-53-2 (.538) in the 1990's. Iowa is 65-43 (.607) since 2010.

**HAWK TALK WITH KIRK FERENTZ**

Head Coach Kirk Ferentz is featured on "Hawk Talk with Kirk Ferentz" each week during the regular season. The radio call-in show is hosted by Gary Dolphin, the play-by-play voice of the Iowa Hawkeyes. The show airs live each Wednesday at 6:30 p.m. from Carlos O'Kelly's in Iowa City. The Nov. 21 show has been rescheduled for Nov. 19 to avoid a conflict with an Iowa men's basketball game.



## HAWKEYES IN THE NFL

Iowa football players have a long tradition of being well prepared for professional football following their college playing careers. Since 2010, 29 Hawkeyes have been selected in the NFL Draft. Today, 27 Hawkeyes are on NFL rosters.

**Former Hawkeye, Current NFL Team**

C.J. Beathard, San Francisco 49ers  
 Austin Blythe, Los Angeles Rams  
 Ike Boettger, Buffalo Bills  
 Bryan Bulaga, Green Bay Packer  
 Adrian Clayborn, New England Patriots  
 Cole Croston, New England Patriots  
 James Daniels, Chicago Bears  
 Mike Daniels, Green Bay Packers  
 Carl Davis, Cleveland Browns  
 Andrew Donnal, Detroit Lions  
 James Ferentz, New England Patriots  
 Anthony Hitchens, Kansas City Chiefs  
 Micah Hyde, Buffalo Bills  
 Josh Jackson, Green Bay Packers  
 Josey Jewell, Denver Broncos  
 Jaleel Johnson, Minnesota Vikings  
 Desmond King, Los Angeles Chargers  
 Christian Kirksey, Cleveland Browns  
 George Kittle, San Francisco 49ers  
 Casey Kreiter, Denver Broncos  
 Henry Krieger-Coble, Los Angeles Rams  
 Greg Mabin, San Francisco 49ers  
 Riley McCarron, New England Patriots  
 Ben Niemann, Kansas City Chiefs  
 Riley Reiff, Minnesota Vikings  
 Brandon Scherff, Washington Redskins  
 Marshal Yanda, Baltimore Ravens

**IOWA FOOTBALL AND THE NFL**

- The Hawkeyes have had 170 former players in the NFL since 1999, Kirk Ferentz's first year as head coach (66 draft picks/104 free agents).
- At least one Iowa Hawkeye has been selected in every NFL Draft since 1978. Iowa's streak of 41 consecutive years with at least one selection ties as the seventh longest among all programs.
- DB Micah Hyde (Buffalo), DL Mike Daniels (Green Bay), and OL Brandon Scherff (Washington) were named to the 2018 NFL Pro Bowl.
- Over the past 16 years, 143-of-165 (89 percent) of Iowa's senior starters have been drafted in the NFL or signed NFL free agent contracts.
- Over the past 11 years, Iowa has had 40 NFL Draft picks, tied for third most in the Big Ten -- Ohio State (63), Wisconsin (41), and Michigan (40). Since 2010, Iowa has had 33 players drafted in the NFL, tied for second most in the Big Ten -- Ohio State (53), Penn State (33), and Wisconsin (33).
- Iowa has had four first round picks in the last nine NFL drafts -- OL Bryan Bulaga, 2010; DE Adrian Clayborn, 2011; OL Riley Reiff, 2012; OL Brandon Scherff, 2015.
- Iowa had six players drafted in the 2012 NFL Draft, which tied for the most in the Big Ten and tied for fourth in the country.
- Former Hawkeye Marshal Yanda (Baltimore OL) is a six-time Pro-Bowler (2011-16) and was named NFL All-Pro in 2012, 2013, 2014, 2015, and 2016.
- In NFL 2011 regular season statistics, former Hawkeye linebackers Chad Greenway (Minnesota) and Pat Angerer (Indianapolis) finished third and fourth, respectively, in tackles. Greenway was named to the Pro Bowl in 2012 and 2013.
- Three former Hawkeyes were involved in the 2012 Super Bowl. DB Tyler Sash played for the Super Bowl champion New York Giants, while LB Jeff Tarpinian was on the injured reserve roster of the New England Patriots. Former Iowa center Brian Ferentz, now is his sixth year on staff and first as Iowa's offensive coordinator, was New England's tight ends coach.
- Former Iowa DB Sean Considine and OL Marshal Yanda won Super Bowl rings with the 2012 Baltimore Ravens in the 2013 Super Bowl.
- Former Iowa LB James Morris (injured reserve) earned a Super Bowl ring with the New England Patriots in 2015. Former TE Tony Moeaki played for the Seattle Seahawks in the same game.
- Former center James Ferentz was a member of the 2016 Super Bowl champion Denver Broncos.
- Former DT Jonathan Babineaux played for the Atlanta Falcons in Super Bowl LI. Former DE Adrian Clayborn and former DB Charles Godfrey were on the Atlanta injured reserve roster.
- Former OL Cole Croston was on the New England Patriots roster in Super Bowl LII. Former C James Ferentz and WR Riley McCarron were on the Patriots practice squad.
- Entering the 2018 season, every Iowa senior starting tight end (12) under Kirk Ferentz has been drafted in the NFL or made an NFL team. The NFL has employed 14 Iowa tight ends since 1999 (9 drafted/5 free agents).
- All 11 members of Iowa's starting defensive unit in 2008 were either drafted or signed to NFL free agent contracts following the draft.







# IOWA FOOTBALL

31 Bowl Games    11 Big Ten Championships    27 Consensus All-Americans    14 CFB Hall of Fame Inductees

Date	Opponent	Score	Overall Record	Conference Record	Time	Attend
Sept. 1	Northern Illinois	W, 33-7	1-0	0-0	3:11	67,510
Sept. 8	\$ Iowa State	W, 13-3	2-0	0-0	3:12	69,250
Sept. 15	Northern Iowa	W, 38-14	3-0	0-0	3:06	69,250
Sept. 22	* #18/16 Wisconsin	L, 17-28	3-1	0-1	3:15	69,250
Oct. 6	*at Minnesota	W, 48-31	4-1	1-1	3:30	48,199
Oct. 13	*at Indiana	W, 42-16	5-1	2-1	3:16	40,512
Oct. 20	*Maryland	W, 23-0	6-1	3-1	2:49	69,250
Oct. 27	*at #17 Penn State	L, 24-30	6-2	3-2	3:42	105,244
Nov. 3	*at Purdue					
Nov. 10	*Northwestern					
Nov. 17	*at Illinois					
Nov. 23	*Nebraska					

\* -- Big Ten Conference game

\$ Iowa Corn Cy-Hawk Series

## ALL PURPOSE YARDS

All Purpose	g	rush	rcv	pr	kr	ir	total	avg/g
Smith-Marsette	7	56	222	0	303	0	581	83.0
Hockenson, T.J.	8	4	487	0	0	0	491	61.4
Sargent, Mekhi	8	388	90	0	0	0	478	59.8
Young, Toren	8	421	13	0	0	0	434	54.2
Fant, Noah	8	-2	368	0	0	0	366	45.8
Kelly-Martin, I.	5	293	45	0	0	0	338	67.6
Easley, Nick	8	7	264	0	0	0	271	33.9
Smith, Brandon	8	0	241	0	0	0	241	30.1
Groeneweg, Kyle	8	14	5	87	54	0	160	20.0
Ross, Brady	6	20	28	0	0	0	48	8.0
Geil, Henry	2	37	0	0	0	0	37	18.5
Moss, Riley	8	0	0	0	0	36	36	4.5
Wieting, Nate	8	0	30	0	0	0	30	3.8
Ojemudia, M.	8	0	0	0	0	29	29	3.6
Dafney, D.	5	0	0	26	0	0	26	5.2
Cooper, Max	6	9	15	0	0	0	24	4.0
Young, Devonte	8	0	0	0	24	0	24	3.0
Mansell, Peyton	4	24	0	0	0	0	24	6.0
Stone, Geno	8	0	0	0	0	24	24	3.0
Tracy, Tyrone	1	0	22	0	0	0	22	22.0
Gervase, Jake	8	0	0	0	0	19	19	2.4
Wirfs, Tristan	7	15	0	0	0	0	15	2.1
Kelly, Austin	8	7	4	0	0	0	11	1.4
Brincks, Sam	8	0	10	0	0	0	10	1.2
Hooker, Amani	8	0	0	0	0	10	10	1.2
Ragaini, Nico	2	0	7	0	0	0	7	3.5
Stanley, Nate	8	10	-13	0	0	0	-3	-0.4
Team	4	-10	0	0	0	0	-10	-2.5
Total	8	1293	1838	113	381	118	3743	467.9
Opponents	8	675	1444	31	280	134	2564	320.5



**IOWA HAWKEYE FOOTBALL**  
**IOWA Overall Team Statistics (as of Oct 27, 2018)**  
**All games**

<b>Team Statistics</b>	<b>IOWA</b>	<b>OPP</b>
SCORING	238	129
Points Per Game	29.8	16.1
Points Off Turnovers	45	49
FIRST DOWNS	167	124
Rushing	65	51
Passing	84	62
Penalty	18	11
RUSHING YARDAGE	1293	675
Yards gained rushing	1410	943
Yards lost rushing	117	268
Rushing Attempts	327	240
Average Per Rush	4.0	2.8
Average Per Game	161.6	84.4
TDs Rushing	9	5
PASSING YARDAGE	1838	1444
Comp-Att-Int	142-253-9	140-240-10
Average Per Pass	7.3	6.0
Average Per Catch	12.9	10.3
Average Per Game	229.8	180.5
TDs Passing	17	11
TOTAL OFFENSE	3131	2119
Total Plays	580	480
Average Per Play	5.4	4.4
Average Per Game	391.4	264.9
KICK RETURNS: #-Yards	12-381	13-280
PUNT RETURNS: #-Yards	15-113	10-31
INT RETURNS: #-Yards	10-118	9-134
KICK RETURN AVERAGE	31.8	21.5
PUNT RETURN AVERAGE	7.5	3.1
INT RETURN AVERAGE	11.8	14.9
FUMBLES-LOST	8-3	9-5
PENALTIES-Yards	47-394	49-435
Average Per Game	49.2	54.4
PUNTS-Yards	30-1200	46-1787
Average Per Punt	40.0	38.8
Net punt average	38.3	36.4
KICKOFFS-Yards	48-2829	32-1939
Average Per Kick	58.9	60.6
Net kick average	40.1	35.4
TIME OF POSSESSION/Game	33:48	26:12
3RD-DOWN Conversions	60/128	36/101
3rd-Down Pct	47%	36%
4TH-DOWN Conversions	12/18	1/9
4th-Down Pct	67%	11%
SACKS BY-Yards	25-173	9-58
MISC YARDS	0	0
TOUCHDOWNS SCORED	28	16
FIELD GOALS-ATTEMPTS	12-15	6-9
ON-SIDE KICKS	0-0	0-1
RED-ZONE SCORES	(30-35) 86%	(15-19) 79%
RED-ZONE TOUCHDOWNS	(22-35) 63%	(13-19) 68%
PAT-ATTEMPTS	(28-28) 100%	(15-15) 100%
ATTENDANCE	344510	193955
Games/Avg Per Game	5/68902	3/64652
Neutral Site Games		0/0

<b>Score by Quarters</b>	<b>1st</b>	<b>2nd</b>	<b>3rd</b>	<b>4th</b>	<b>OT</b>	<b>Total</b>
IOWA	50	63	78	47	0	238
Opponents	20	34	30	45	0	129

**IOWA HAWKEYE FOOTBALL**  
**IOWA Overall Individual Statistics (as of Oct 27, 2018)**  
**All games**

<b>Rushing</b>	<b>gp</b>	<b>att</b>	<b>gain</b>	<b>loss</b>	<b>net</b>	<b>avg</b>	<b>td</b>	<b>lg</b>	<b>avg/g</b>
Young,Toren	8	89	426	5	421	4.7	2	40	52.6
Sargent,Mekhi	8	89	412	24	388	4.4	4	23	48.5
Kelly-Martin,I.	5	79	310	17	293	3.7	1	19	58.6
Smith-Marsette	7	6	56	0	56	9.3	0	20	8.0
Geil,Henry	2	15	40	3	37	2.5	0	7	18.5
Mansell,Peyton	4	7	31	7	24	3.4	1	13	6.0
Ross,Brady	6	6	20	0	20	3.3	0	5	3.3
Wirfs,Tristan	7	1	15	0	15	15.0	0	15	2.1
Groeneweg,Kyle	8	2	14	0	14	7.0	0	11	1.8
Stanley,Nate	8	22	57	47	10	0.5	0	13	1.2
Cooper,Max	6	1	9	0	9	9.0	0	9	1.5
Easley,Nick	8	2	9	2	7	3.5	0	9	0.9
Kelly,Austin	8	2	7	0	7	3.5	0	4	0.9
Hockenson,T.J.	8	1	4	0	4	4.0	1	4	0.5
Fant,Noah	8	1	0	2	-2	-2.0	0	0	-0.2
Team	4	4	0	10	-10	-2.5	0	0	-2.5
<b>Total</b>	<b>8</b>	<b>327</b>	<b>1410</b>	<b>117</b>	<b>1293</b>	<b>4.0</b>	<b>9</b>	<b>40</b>	<b>161.6</b>
<b>Opponents</b>	<b>8</b>	<b>240</b>	<b>943</b>	<b>268</b>	<b>675</b>	<b>2.8</b>	<b>5</b>	<b>51</b>	<b>84.4</b>

<b>Passing</b>	<b>gp</b>	<b>effic</b>	<b>comp-att-int</b>	<b>pct</b>	<b>yds</b>	<b>td</b>	<b>lg</b>	<b>avg/g</b>
Stanley,Nate	8	131.96	137-244-8	56.1	1764	16	60	220.5
Mansell,Peyton	4	122.93	4-6-1	66.7	64	0	30	16.0
Rastetter,C.	8	514.00	1-1-0	100.0	10	1	10	1.2
Petras,Spencer	1	0.00	0-1-0	0.0	0	0	0	0.0
Team	4	0.00	0-1-0	0.0	0	0	0	0.0
<b>Total</b>	<b>8</b>	<b>132.21</b>	<b>142-253-9</b>	<b>56.1</b>	<b>1838</b>	<b>17</b>	<b>60</b>	<b>229.8</b>
<b>Opponents</b>	<b>8</b>	<b>115.67</b>	<b>140-240-10</b>	<b>58.3</b>	<b>1444</b>	<b>11</b>	<b>52</b>	<b>180.5</b>

<b>Receiving</b>	<b>gp</b>	<b>no.</b>	<b>yds</b>	<b>avg</b>	<b>td</b>	<b>lg</b>	<b>avg/g</b>
Fant,Noah	8	31	368	11.9	6	58	46.0
Hockenson,T.J.	8	28	487	17.4	3	54	60.9
Easley,Nick	8	28	264	9.4	3	23	33.0
Smith,Brandon	8	18	241	13.4	1	30	30.1
Smith-Marsette	7	13	222	17.1	1	60	31.7
Sargent,Mekhi	8	5	90	18.0	0	48	11.2
Kelly-Martin,I.	5	4	45	11.2	0	25	9.0
Ross,Brady	6	4	28	7.0	0	11	4.7
Cooper,Max	6	3	15	5.0	0	7	2.5
Young,Toren	8	2	13	6.5	1	11	1.6
Wieting,Nate	8	1	30	30.0	0	30	3.8
Tracy,Tyrone	1	1	22	22.0	0	22	22.0
Brincks,Sam	8	1	10	10.0	1	10	1.2
Ragaini,Nico	2	1	7	7.0	0	7	3.5
Groeneweg,Kyle	8	1	5	5.0	0	5	0.6
Kelly,Austin	8	1	4	4.0	1	4	0.5
Stanley,Nate	8	0	-13	0.0	0	0	-1.6
<b>Total</b>	<b>8</b>	<b>142</b>	<b>1838</b>	<b>12.9</b>	<b>17</b>	<b>60</b>	<b>229.8</b>
<b>Opponents</b>	<b>8</b>	<b>140</b>	<b>1444</b>	<b>10.3</b>	<b>11</b>	<b>52</b>	<b>180.5</b>

<b>Punt Returns</b>	<b>no.</b>	<b>yds</b>	<b>avg</b>	<b>td</b>	<b>lg</b>
Groeneweg,Kyle	13	87	6.7	0	23
Dafney,D.	1	26	26.0	0	0
Beyer,Shaun	1	0	0.0	0	0
<b>Total</b>	<b>15</b>	<b>113</b>	<b>7.5</b>	<b>0</b>	<b>23</b>
<b>Opponents</b>	<b>10</b>	<b>31</b>	<b>3.1</b>	<b>0</b>	<b>6</b>

<b>Interceptions</b>	<b>no.</b>	<b>yds</b>	<b>avg</b>	<b>td</b>	<b>lg</b>
Stone,Geno	3	24	8.0	1	24
Hooker,Amani	2	10	5.0	0	13
Moss,Riley	2	36	18.0	0	36
Gervase,Jake	1	19	19.0	0	19
Brents,Julius	1	0	0.0	0	0
Ojemudia,M.	1	29	29.0	0	29
<b>Total</b>	<b>10</b>	<b>118</b>	<b>11.8</b>	<b>1</b>	<b>36</b>
<b>Opponents</b>	<b>9</b>	<b>134</b>	<b>14.9</b>	<b>0</b>	<b>44</b>

<b>Kick Returns</b>	<b>no.</b>	<b>yds</b>	<b>avg</b>	<b>td</b>	<b>lg</b>
Smith-Marsette	9	303	33.7	0	60
Groeneweg,Kyle	2	54	27.0	0	35
Young,Devonte	1	24	24.0	0	24
<b>Total</b>	<b>12</b>	<b>381</b>	<b>31.8</b>	<b>0</b>	<b>60</b>
<b>Opponents</b>	<b>13</b>	<b>280</b>	<b>21.5</b>	<b>0</b>	<b>67</b>

<b>Fumble Returns</b>	<b>no.</b>	<b>yds</b>	<b>avg</b>	<b>td</b>	<b>lg</b>
Golston,C	1	7	7.0	0	7
Nelson,Anthony	0	0	0.0	1	0
<b>Total</b>	<b>1</b>	<b>7</b>	<b>7.0</b>	<b>1</b>	<b>7</b>
<b>Opponents</b>	<b>1</b>	<b>7</b>	<b>7.0</b>	<b>0</b>	<b>7</b>

**IOWA HAWKEYE FOOTBALL**  
**IOWA Overall Individual Statistics (as of Oct 27, 2018)**  
**All games**

Scoring	td	fg	PAT				dpx	saf	pts
			kick	rush	rcv	pass			
Recinos,Miguel	-	12-15	28-28	-	-	-	-	-	64
Fant,Noah	6	-	-	-	-	-	-	-	36
Hockenson,T.J.	4	-	-	-	-	-	-	-	24
Sargent,Mekhi	4	-	-	-	-	-	-	-	24
Young,Toren	3	-	-	-	-	-	-	-	18
Easley,Nick	3	-	-	-	-	-	-	-	18
Nelson,Anthony	1	-	-	-	-	-	-	-	6
Brincks,Sam	1	-	-	-	-	-	-	-	6
Mansell,Peyton	1	-	-	-	-	-	-	-	6
Smith,Brandon	1	-	-	-	-	-	-	-	6
Kelly-Martin,I.	1	-	-	-	-	-	-	-	6
Kelly,Austin	1	-	-	-	-	-	-	-	6
Team	-	-	-	-	-	-	3	-	6
Stone,Geno	1	-	-	-	-	-	-	-	6
Smith-Marsette	1	-	-	-	-	-	-	-	6
<b>Total</b>	<b>28</b>	<b>12-15</b>	<b>28-28</b>	<b>-</b>	<b>-</b>	<b>-</b>	<b>-</b>	<b>3</b>	<b>238</b>
<b>Opponents</b>	<b>16</b>	<b>6-9</b>	<b>15-15</b>	<b>-</b>	<b>-</b>	<b>0-1</b>	<b>-</b>	<b>-</b>	<b>129</b>

Total Offense	g	plays	rush	pass	total	avg/g
Stanley,Nate	8	266	10	1764	1774	221.8
Young,Toren	8	89	421	0	421	52.6
Sargent,Mekhi	8	89	388	0	388	48.5
Kelly-Martin,I.	5	79	293	0	293	58.6
Mansell,Peyton	4	13	24	64	88	22.0
Smith-Marsette	7	6	56	0	56	8.0
Geil,Henry	2	15	37	0	37	18.5
Ross,Brady	6	6	20	0	20	3.3
Wirfs,Tristan	7	1	15	0	15	2.1
Groeneweg,Kyle	8	2	14	0	14	1.8
Rastetter,C.	8	1	0	10	10	1.2
Cooper,Max	6	1	9	0	9	1.5
Easley,Nick	8	2	7	0	7	0.9
Kelly,Austin	8	2	7	0	7	0.9
Hockenson,T.J.	8	1	4	0	4	0.5
Fant,Noah	8	1	-2	0	-2	-0.2
Team	4	5	-10	0	-10	-2.5
<b>Total</b>	<b>8</b>	<b>580</b>	<b>1293</b>	<b>1838</b>	<b>3131</b>	<b>391.4</b>
<b>Opponents</b>	<b>8</b>	<b>480</b>	<b>675</b>	<b>1444</b>	<b>2119</b>	<b>264.9</b>

Field Goals	fg	pct.	01-19	20-29	30-39	40-49	50-99	lg	blk
Recinos,Miguel	12-15	80.0	0-0	5-5	3-5	4-4	0-1	49	1

FG Sequence	IOWA	Opponents
Northern Illinois	(33)	33,49
Iowa State	38,(31),(48),50	(23)
Northern Iowa	30,(42)	45
Wisconsin	(24)	-
Minnesota	(40),(20)	(49)
Indiana	-	(29)
Maryland	(23),(25),(36)	-
Penn State	(27),(49)	(45),(49),(44)

Punting	no.	yds	avg	lg	tb	fc	i20	50+	blk
Rastetter,C.	28	1175	42.0	69	1	5	13	4	1
Team	1	0	0.0	0	0	0	0	0	0
Stanley,Nate	1	25	25.0	25	0	0	1	0	0
<b>Total</b>	<b>30</b>	<b>1200</b>	<b>40.0</b>	<b>69</b>	<b>1</b>	<b>5</b>	<b>14</b>	<b>4</b>	<b>1</b>
<b>Opponents</b>	<b>46</b>	<b>1787</b>	<b>38.8</b>	<b>58</b>	<b>0</b>	<b>14</b>	<b>12</b>	<b>7</b>	<b>1</b>

Kickoffs	no.	yds	avg	tb	ob	retn	net	ydln
Recinos,Miguel	48	2829	58.9	25	2			
<b>Total</b>	<b>48</b>	<b>2829</b>	<b>58.9</b>	<b>25</b>	<b>2</b>	<b>21.5</b>	<b>40.1</b>	<b>24</b>
<b>Opponents</b>	<b>32</b>	<b>1939</b>	<b>60.6</b>	<b>17</b>	<b>2</b>	<b>31.8</b>	<b>35.4</b>	<b>29</b>

Numbers in (parentheses) indicate field goal was made.

**IOWA HAWKEYE FOOTBALL**  
**IOWA Overall Defensive Statistics (as of Oct 27, 2018)**  
**All games**

#	Defensive Leaders	gp	Tackles			tfl/yds	Sacks no-yds	Pass defense			Fumbles		blkd	
			ua	a	tot			int-yds	brup	qbh	rcv-yds	ff	kick	saf
30	Gervase,Jake	8	23	22	45	.	.	1-19	3	.	.	1	.	.
34	Welch,Kristian	7	23	20	43	1.0-15	1.0-15	.	1	.	1-0	1	.	.
27	Hooker,Amani	8	19	20	39	1.0-1	.	2-10	5	.	.	.	.	.
48	Hockaday,Jack	6	7	30	37	1.5-2	.	.	1	.	1-0	.	.	.
40	Hesse,Parker	8	15	20	35	8.0-44	4.0-27	.	1	1	.	.	.	.
32	Colbert,Djimon	8	14	18	32	.	.	.	1	.	.	.	.	.
98	Nelson,Anthony	8	15	13	28	7.0-46	6.5-46	.	.	2	1-0	.	.	.
49	Niemann,Nick	6	12	12	24	2.5-17	1.0-9	.	.	.	.	.	.	.
57	Golston,C	8	11	9	20	4.5-20	2.5-12	.	.	1	2-7	.	.	.
11	Ojemudia,M.	8	10	10	20	0.5-2	.	1-29	1	.	.	.	.	.
33	Moss,Riley	8	16	4	20	.	.	2-36	2	.	.	.	.	.
94	Epenesa,A.J.	8	9	11	20	8.0-44	6.0-39	.	1	6	.	2	.	.
52	Jones,Amani	8	12	7	19	2.0-8	1.0-7	.	.	.	.	.	.	.
96	Nelson,Matt	8	9	10	19	1.5-9	1.0-9	.	4	1	.	.	.	.
8	Hankins,Matt	4	10	8	18	.	.	.	1	.	.	.	.	.
9	Stone,Geno	8	9	6	15	1.0-2	.	3-24	2	.	.	1	.	.
95	Lattimore,C.	7	4	8	12	1.0-5	1.0-5	.	.	.	.	.	.	.
90	Brincks,Sam	8	3	8	11	0.5-1	.	.	.	1	.	.	.	.
20	Brents,Julius	8	7	4	11	.	.	1-0	2	.	.	.	.	.
1C	Milani,John	8	2	3	5	.	.	.	.	.	.	.	.	.
91	Reiff,Brady	7	1	4	5	1.0-4	1.0-4	.	.	.	.	.	.	.
4A	Turner,Josh	8	3	.	3	.	.	.	.	.	.	.	.	.
23	Dafney,D.	5	1	1	2	.	.	.	.	.	.	.	1	.
50	Subbert,J.	8	2	.	2	.	.	.	.	.	.	.	.	.
53	Jansen,Garret	8	.	2	2	.	.	.	.	.	.	.	.	.
14	Groeneweg,Kyle	8	2	.	2	.	.	.	.	.	.	.	.	.
74	Wirfs,Tristan	7	1	.	1	.	.	.	.	.	.	.	.	.
36	Ross,Brady	6	1	.	1	.	.	.	.	.	.	.	.	.
4	Stanley,Nate	8	1	.	1	.	.	.	.	.	.	.	.	.
1D	Young,Devonte	8	.	1	1	.	.	.	.	.	.	.	.	.
6	Smith-Marsette	7	1	.	1	.	.	.	.	.	.	.	.	.
2	Mansell,Peyton	4	1	.	1	.	.	.	.	.	.	.	.	.
38	Hockenson,T.J.	8	1	.	1	.	.	.	.	.	.	.	.	.
19	Cooper,Max	6	1	.	1	.	.	.	.	.	.	.	.	.
35	Wade,B.	7	.	1	1	.	.	.	.	.	.	.	.	.
42	Beyer,Shaun	7	1	.	1	.	.	.	.	.	.	.	.	.
43	Doyle,Dillon	2	.	1	1	.	.	.	.	.	.	.	.	.
26	Merriweather,K.	6	1	.	1	.	.	.	.	.	.	.	.	.
8D	Koerner,Jack	7	.	1	1	.	.	.	.	.	.	.	.	.
TM	Team	4	.	.	.	.	.	.	.	.	.	.	.	3
Total		8	248	254	502	41-220	25-173	10-118	25	12	5-7	5	1	3
Opponents		8	339	230	569	36-116	9-58	9-134	22	14	3-7	6	2	.

**IOWA HAWKEYE FOOTBALL**  
**IOWA Red-Zone Results (as of Oct 27, 2018)**  
**All games**

**IOWA Inside Opponent Red-Zone**

Date	Opponent	Score	Times In RZ	Times Scored	Total Pts	Rush TDs	Pass TDs	FGs Made	Failed to score inside RZ							
									FGA	Down	Int	Fumb	Half	Game		
Sep 01, 2018	NORTHERN ILLINOIS	W 33-7	5	5	31	4	3	1	1	0	0	0	0	0	0	0
Sep 08, 2018	IOWA STATE	W 13-3	3	2	10	1	1	0	1	1	0	0	0	0	0	0
Sep 15, 2018	NORTHERN IOWA	W 38-14	6	5	35	5	3	2	0	1	0	0	0	0	0	0
Sep 22, 2018	WISCONSIN	L 17-28	4	3	17	2	0	2	1	0	1	0	0	0	0	0
Oct 06, 2018	at Minnesota	W 48-31	5	5	31	4	2	2	1	0	0	0	0	0	0	0
Oct 13, 2018	at Indiana	W 42-16	4	4	28	4	0	4	0	0	0	0	0	0	0	0
Oct 20, 2018	MARYLAND	W 23-0	5	4	16	1	0	1	3	0	1	0	0	0	0	0
Oct 27, 2018	at Penn State	L 24-30	3	2	10	1	0	1	1	0	0	1	0	0	0	0
Totals			35	30	178	22	9	13	8	2	2	1	0	0	0	0
30 of 35 (85.7%)																

**Opponents Inside IOWA Red-Zone**

Date	Opponent	Score	Times In RZ	Times Scored	Total Pts	Rush TDs	Pass TDs	FGs Made	Failed to score inside RZ							
									FGA	Down	Int	Fumb	Half	Game		
Sep 01, 2018	NORTHERN ILLINOIS	W 33-7	2	1	7	1	0	1	0	1	0	0	0	0	0	0
Sep 08, 2018	IOWA STATE	W 13-3	1	1	3	0	0	0	1	0	0	0	0	0	0	0
Sep 15, 2018	NORTHERN IOWA	W 38-14	2	2	14	2	0	2	0	0	0	0	0	0	0	0
Sep 22, 2018	WISCONSIN	L 17-28	3	3	21	3	0	3	0	0	0	0	0	0	0	0
Oct 06, 2018	at Minnesota	W 48-31	4	4	28	4	1	3	0	0	0	0	0	0	0	0
Oct 13, 2018	at Indiana	W 42-16	4	2	9	1	1	0	1	0	0	2	0	0	0	0
Oct 20, 2018	MARYLAND	W 23-0	0	0	0	0	0	0	0	0	0	0	0	0	0	0
Oct 27, 2018	at Penn State	L 24-30	3	2	14	2	1	1	0	0	0	0	1	0	0	0
Totals			19	15	96	13	3	10	2	1	0	2	1	0	0	0
15 of 19 (78.9%)																



**IOWA HAWKEYE FOOTBALL**  
**IOWA Overall Defensive Statistics (as of Oct 27, 2018)**  
**Conference games**

#	Defensive Leaders	gp	Tackles			tfl/yds	Sacks	Pass defense			Fumbles	blkd		
			ua	a	tot		no-yds	int-yds	brup	qbh	rcv-yds	ff	kick	saf
30	Gervase,Jake	5	18	15	33	.	.	1-19	2	.	.	.	.	.
40	Hesse,Parker	5	13	12	25	6.0-31	2.0-14	.	.	.	.	.	.	.
27	Hooker,Amani	5	14	11	25	.	.	1-13	4	.	.	.	.	.
32	Colbert,Djimon	5	11	13	24	.	.	.	1	.	.	.	.	.
34	Welch,Kristian	5	12	12	24	.	.	.	1	.	.	.	.	.
98	Nelson,Anthony	5	13	9	22	6.0-38	5.5-38	.	.	1	1-0	.	.	.
33	Moss,Riley	5	15	4	19	.	.	2-36	2	.	.	.	.	.
48	Hockaday,Jack	3	3	15	18	0.5-1	.	.	.	.	1-0	.	.	.
57	Golston,C	5	9	5	14	4.5-20	2.5-12	.	.	.	.	.	.	.
9	Stone,Geno	5	8	5	13	1.0-2	.	3-24	2	.	.	1	.	.
52	Jones,Amani	5	7	5	12	2.0-8	1.0-7	.	.	.	.	.	.	.
49	Niemann,Nick	3	5	7	12	0.5-2	.	.	.	.	.	.	.	.
20	Brents,Julius	5	7	4	11	.	.	1-0	2	.	.	.	.	.
96	Nelson,Matt	5	6	5	11	0.5-0	.	.	3	1	.	.	.	.
90	Brincks,Sam	5	2	6	8	0.5-1	.	.	.	.	.	.	.	.
11	Ojemudia,M.	5	4	4	8	0.5-2	.	.	.	.	.	.	.	.
94	Epenesa,A.J.	5	4	4	8	4.0-20	2.0-15	.	.	3	.	.	.	.
95	Lattimore,C.	5	1	6	7	.	.	.	.	.	.	.	.	.
91	Reiff,Brady	5	.	3	3	.	.	.	.	.	.	.	.	.
14	Groeneweg,Kyle	5	2	.	2	.	.	.	.	.	.	.	.	.
8	Hankins,Matt	1	1	1	2	.	.	.	.	.	.	.	.	.
50	Subbert,J.	5	2	.	2	.	.	.	.	.	.	.	.	.
23	Dafney,D.	4	1	1	2	.	.	.	.	.	.	.	1	.
43	Doyle,Dillon	1	.	1	1	.	.	.	.	.	.	.	.	.
42	Beyer,Shaun	4	1	.	1	.	.	.	.	.	.	.	.	.
35	Wade,B.	4	.	1	1	.	.	.	.	.	.	.	.	.
74	Wirfs,Tristan	5	1	.	1	.	.	.	.	.	.	.	.	.
36	Ross,Brady	3	1	.	1	.	.	.	.	.	.	.	.	.
8D	Koerner,Jack	4	.	1	1	.	.	.	.	.	.	.	.	.
1C	Milani,John	5	.	1	1	.	.	.	.	.	.	.	.	.
38	Hockenson,T.J.	5	1	.	1	.	.	.	.	.	.	.	.	.
6	Smith-Marsette	5	1	.	1	.	.	.	.	.	.	.	.	.
1D	Young,Devonte	5	.	1	1	.	.	.	.	.	.	.	.	.
4A	Turner,Josh	5	1	.	1	.	.	.	.	.	.	.	.	.
4	Stanley,Nate	5	1	.	1	.	.	.	.	.	.	.	.	.
TM	Team	3	.	.	.	.	.	.	.	.	.	.	.	2
Total		5	165	152	317	26-125	13-86	8-92	17	5	2-0	1	1	2
Opponents		5	200	142	342	24-75	5-30	6-112	15	9	3-7	4	.	.





# IOWA FOOTBALL

31 Bowl Games    11 Big Ten Championships    27 Consensus All-Americans    14 CFB Hall of Fame Inductees

Game	Score	First Downs	Rushing Att-Net	Pass. Yards	Passing Com.-Att.-Int	Total Offense	Punts-Avg.	Fum.-Lost	Pen. Yds.
Northern Illinois	7	15	36-101	110	15-26-1	211	6-47.2	2-1	7-65
at Iowa	33	18	48-209	143	13-25-1	352	5-43.0	1-0	8-66
Iowa State	3	11	25-19	169	19-31-0	188	8-36.6	1-1	7-65
at Iowa	13	14	36-105	166	16-28-0	271	6-38.8	0-0	6-55
Northern Iowa	14	14	21-6	222	21-38-1	228	5-41.2	2-1	3-35
at Iowa	38	27	50-207	338	25-31-2	545	2-35.0	1-0	10-88
Wisconsin	28	19	44-210	205	17-22-0	415	7-37.1	0-0	8-68
at Iowa	17	19	31-148	256	14-23-1	404	3-38.0	2-2	1-5
Iowa	48	18	40-106	314	23-39-1	420	4-41.5	1-1	5-45
at Minnesota	31	20	31-86	234	18-36-4	320	4-37.8	0-0	2-10
Iowa	42	26	32-159	320	21-33-1	479	2-44.5	0-0	11-110
at Indiana	16	22	25-67	263	31-42-2	330	4-44.2	1-0	10-99
Maryland	0	7	23-68	47	6-16-1	115	6-34.7	2-1	6-46
at Iowa	23	22	52-224	86	11-24-1	310	2-46.65	0-0	0-0
Iowa	24	23	38-135	215	19-50-2	350	7-37.0	3-0	6-25
at Penn State	30	16	35-118	194	13-29-1	312	6-34.8	1-1	6-47





# IOWA FOOTBALL

31 Bowl Games    11 Big Ten Championships    27 Consensus All-Americans    14 CFB Hall of Fame Inductees

## Individual

Points	12, 3X, last T.J. Hockenson at Indiana, 10/13/18
Rushing Attempts	24, Ivory Kelly-Martin vs. Maryland, 10/20/18
Yards Rushing	98 (24 att.), Ivory Kelly-Martin vs. Maryland, 10/20/18
Pass Attempts	49 (18 comp.), Nate Stanley at Penn State, 10/27/18
Pass Completions	23 (39 att.), 2X, last at Minnesota, 10/6/18
Yards Passing	320 (21-33), Nate Stanley at Indiana, 10/13/18
Receptions	10, Nick Easley vs. Northern Iowa, 9/15/18
Yards Receiving	125, T.J. Hockenson vs. Wisconsin, 9/22/18
Yards Total Offense	315, Nate Stanley at Indiana, 10/13/18
All-Purpose Yards	167, Ihmir Smith-Marsette at Minnesota, 10/6/18
Yards Punt Returns	42, Kyle Groeneweg vs. Northern Illinois, 9/1/18
Yards Kickoff Returns	103, Ihmir Smith-Marsette at Penn State, 10/27/18
Field Goals Made	3, Miguel Recinos vs. Maryland, 10/20/18
Extra Points	6, Miguel Recinos, 2X, last at Indiana, 10/13/18
Interceptions	2, Riley Moss at Minnesota, 10/6/18
Tackles	11, 2X, last Amani Hooker vs. Wisconsin, 9/22/18
Sacks	3.0, Anthony Nelson at Minnesota, 10/6/18
TFL's	3, Anthony Nelson at Minnesota, 10/6/18

## Team Offense (Iowa highs)

Points	48 at Minnesota, 10/6/18
Rushing Attempts	52 vs. Maryland, 10/20/18
Net Yards Rushing	224 (52 att.) vs. Maryland, 10/20/18
Pass Attempts	50 at Penn State, 10/27/18
Pass Completions	25 (31 att.) vs. Northern Iowa, 9/15/18
Yards Passing	338 vs. Northern Iowa, 9/15/18
Yards Total Offense	545 vs. Northern Iowa, 9/15/18
Total Plays	88 at Penn State, 10/27/18
First Downs	27 vs. Northern Iowa, 9/15/18

## Team Defense (Opponents lows)

Points	0 vs. Maryland, 10/20/18
Rushing Attempts	21 vs. Northern Iowa, 9/15/18
Net Yards Rushing	6 (21 att.) vs. Northern Iowa, 9/15/18
Pass Attempts	16 (6 comp.) vs. Maryland, 10/20/18
Pass Completions	6 (16 att.) vs. Maryland, 10/20/18
Yards Passing	47 vs. Maryland, 10/20/18
Yards Total Offense	115 vs. Maryland, 10/20/18
Total Plays	39 vs. Maryland, 10/20/18
First Downs	7 vs. Maryland, 10/20/18

## Longest Plays

Run	40	Toren Young vs. Northern Illinois, 9/1/18
Reception	60	Ihmir Smith-Marsette at Minnesota, 10/6/18
Field Goal	49	Miguel Recinos at Penn State, 10/27/18
Interception Return	36	Riley Moss at Minnesota, 10/6/18
Fumble Return	7	Chauncey Golston vs. Iowa State, 9/8/18
Punt Return	26	Dominique Daffney at Penn State, 10/27/18
Kickoff Return	60	Ihmir Smith-Marsette at Indiana, 10/13/18
Scoring drive	92 (10 plays, 4:39)	vs. Northern Iowa, 9/15/18
Non-scoring drive	80 (11 plays, 5:48)	vs. Wisconsin, 9/22/18





# IOWA FOOTBALL

31 Bowl Games    11 Big Ten Championships    27 Consensus All-Americans    14 CFB Hall of Fame Inductees

**A kickoff was returned for a TD . . .**

by Iowa -- Jordan Cotton (92 yards), vs. Penn State, 10/21/12  
by an opponent -- Will Likely (100 yards), Maryland, 10/31/15

**A punt was returned for a TD . . .**

by Iowa -- Riley McCarron (returned 55 yards on PR), at Illinois, 11/19/16  
by Iowa -- Paki O'Meara (returned 42 yards after block), vs. Eastern Illinois, 9/4/10  
by an opponent -- Christian McCaffrey (63 yards), Stanford, 1/1/16  
by an opponent -- Tremaine McCollum (returned six yards after block), Florida, 1/2/06

**Two punts were returned for a TD . . .**

by Iowa -- Kevonte Martin-Manley (83 and 63 yards), vs. Western Michigan, 9/21/13

**A punt was blocked . . .**

by Iowa -- Dominique Daffney at Penn State, 10/27/18  
by an opponent -- Juan Wesley vs. Northern Illinois, 9/1/18

**A punt was blocked and returned for a TD...**

by Iowa -- Ben Niemann vs. Northwestern, 11/1/14  
by an opponent -- Ryan Lewis (block), Pat Amara, Jr., return (TD) vs. Pittsburgh, 9/19/15

**A field goal was blocked...**

by Iowa -- Anthony Nelson vs. Penn State, 9/23/17  
by an opponent -- Rickey Neal vs. Northern Iowa, 9/15/18

**An interception was returned for a TD . . .**

by Iowa -- Brandon Snyder (89 yards) vs. Illinois, 10/7/17  
by an opponent -- Chauncey Gardner, Jr., (58 yards), vs. Florida, 1/2/17

**Two interceptions were returned for a TD . . .**

by Iowa (individual) -- Josh Jackson (43 yards, 52 yards) at Wisconsin, 11/11/17  
by Iowa (team) -- Josey Jewell (34 yards), Bo Bower (88 yards) vs. North Texas, 9/26/15

**A fumble was returned for a TD . . .**

by Iowa -- Anthony Nelson (0 yards) vs. Maryland, 10/20/18  
by an opponent -- Blake Dueitt (35 yards), vs. Ball State, 9/6/14

**A blocked PAT attempt was returned for a score . . .**

by Iowa -- D.J. Johnson (99 yards), at Penn State, 9/28/02  
by an opponent -- Jason Simmons (85 yards), at Ohio State, 11/2/91

**A safety was scored . . .**

by Iowa -- (2) at Penn State, 10/27/18 on Dominique Daffney blocked punt & PSU bad snap  
by an opponent -- Shareef Miller TFL on Akrum Wadley rush vs. Penn State, 9/23/17

**A player rushed for over 200 yards . . .**

by Iowa -- Akrum Wadley (26-204), at Northwestern, 10/17/15  
by an opponent -- Saquon Barkley (28-211), Penn State, 9/23/17

**Iowa had two 100 yard receivers...**

T.J.Hockenson (4-107-2), Noah Fant (4-101-1), at Indiana, 10/13/18

**A player passed for over 300 yards . . .**

by Iowa -- Nate Stanley (320), at Indiana, 10/13/18  
by an opponent -- Jacob Park (347), Iowa State, 9/9/17

**A player scored four TDs . . .**

by Iowa -- Akrum Wadley (4 rush), at Northwestern, 10/17/15  
by an opponent -- Darnell Autry (3 rush, 1 rec.), Northwestern, 11/9/96

**A team rushed for over 400 yards . . .**

by Iowa -- vs. Tulsa (408 yards), 9/13/97  
by an opponent -- Indiana (433 yards), 9/30/00

**A team passed for over 400 yards . . .**

by Iowa -- vs. Indiana (426 yards), 10/23/99  
by an opponent -- Purdue (458 yards), 10/15/16

**A team gained over 600 yards of total offense . . .**

by Iowa -- vs. Minnesota (613 yards), 11/19/05  
by an opponent -- Wisconsin (604 yards), 11/13/99

**A team scored over 50 points . . .**

by Iowa -- at Nebraska (56 points), 11/24/17  
by an opponent -- at Minnesota (51 points), 11/8/14

**A team was held under 75 yards rushing . . .**

by Iowa -- Maryland (23-68 yards), 10/20/18  
by an opponent -- at Wisconsin (26-25 yards), 11/11/17

**A team was held under 100 yards passing . . .**

by Iowa -- Maryland (47 yards), 10/20/18  
by an opponent -- Maryland (86 yards), 10/20/18

**A team was held at/under 200 yards of total offense . . .**

by Iowa -- Maryland (115 yards), 10/20/18  
by an opponent -- vs. Boston College (200 yards), 12/27/17

**Iowa scored 3 or more non-offensive touchdowns . . .**

by Iowa -- vs. Western Michigan (2 punts, 2 interceptions), 9/21/13

**Iowa recovered an onside kick . . .**

by Iowa -- first quarter vs. Illinois, 10/7/17

## LARGEST MARGINS

### Iowa Victories

Opponent, Year	Score	Mar.
Iowa Teachers, 1914	95-0	95
Coe, 1908	92-0	92
Iowa Wesleyan, 1890	91-0	91
Cornell, 1904	88-0	88
Cornell, 1913	76-0	76
Des Moines, 1905	72-0	72
Northwestern, 1913	78-6	72
Grinnell, 1904	69-0	69
Iowa Teachers, 1900	68-0	68
Northern Iowa, 1997	66-0	66
Northwestern, 1981	64-0	64
Cornell, 1920	63-0	63
Indiana, 1997	62-0	62
UTEP, 1986	69-7	62
Grinnell, 1900	63-2	61
Washington ( Mo.), 1902	61-0	61
Knox, 1922	61-0	61
Cornell, 1894	60-0	60
Indiana, 1913	60-0	60
North Dakota St., 1947	59-0	59
Illinois, 1985	59-0	59
Cornell, 1891	64-6	58
Illinois, 1899	58-0	58
Drake, 1985	58-0	58
Upper Iowa, 1900	57-0	57
Western Michigan, 2013	59-3	56
Ball State, 2005	56-0	56
Coe, 1893	56-0	56
Purdue, 1922	56-0	56
Utah State, 1957	70-14	56
Minnesota, 2008	55-0	55
Ripon, 1928	61-6	55
Iowa State, 1985	57-3	54
Northern Illinois, 1986	57-3	54
Cincinnati, 1990	63-10	53
Kansas State, 1959	53-0	53
Northwestern, 2002	62-10	52
Kent State, 2001	51-0	51
Minnesota, 1983	61-10	51
Northern Illinois, 1991	58-7	51

### Iowa Defeats

Opponent, year	Score	Mar.
Michigan, 1902	0-107	107
Illinois, 1902	0-80	80
Minnesota, 1903	0-75	75
Minnesota, 1916	0-67	67
Ohio State, 1950	21-83	62
Denver A.C., 1893	0-58	58
Nebraska, 1980	0-57	57
Michigan, 1971	7-63	56
Michigan, 1970	0-55	55
USC, 1976	0-55	55
Kansas, 1895	0-54	54
Minnesota, 1936	0-52	52
Notre Dame, 1967	6-56	50
Illinois, 1973	0-50	50





# IOWA FOOTBALL

31 Bowl Games 11 Big Ten Championships 27 Consensus All-Americans 14 CFB Hall of Fame Inductees

## OFFENSE

Opponent	WR	TE/WR	LT	LG	C	RG	RT	QB	RB	FB/TE	TE
Northern Illinois	Smith	Smith-Marsette	Ferguson	Reynolds	Render	Banwart	Levi Paulsen	Stanley	Kelly-Martin	Ross	Hockenson
Iowa State	Smith	Fant	Jackson	Reynolds	Render	Banwart	Wirfs	Stanley	Young	Wieting	Hockenson
UNI	Smith	Easley	Jackson	Reynolds	Render	Ferguson	Wirfs	Stanley	Young	Fant	Hockenson
Wisconsin	Smith	Easley	Jackson	Reynolds	Render	Ferguson	Wirfs	Stanley	Kelly-Martin	Fant	Hockenson
at Minnesota	Smith	Easley	Jackson	Reynolds	Render	Ferguson	Wirfs	Stanley	Kelly-Martin	Fant	Hockenson
at Indiana	Smith	Easley	Jackson	Reynolds	Render	Ferguson	Wirfs	Stanley	Young	Wieting	Hockenson
Maryland	Smith	Easley	Jackson	Reynolds	Render	Ferguson	Wirfs	Stanley	Kelly-Martin	Fant	Hockenson
at Penn State	Smith	Easley	Jackson	Reynolds	Render	Ferguson	Wirfs	Stanley	Kelly-Martin	Kelly	Hockenson
at Purdue											
Northwestern											
at Illinois											
Nebraska											
<b>Consec. Starts</b>	<b>8</b>	<b>6</b>	<b>7</b>	<b>8</b>	<b>21</b>	<b>6</b>	<b>7</b>	<b>21</b>	<b>2</b>	<b>1</b>	<b>19</b>
<b>Career Starts</b>	<b>8</b>	<b>17</b>	<b>19</b>	<b>9</b>	<b>28</b>	<b>7</b>	<b>15</b>	<b>21</b>	<b>5</b>	<b>1</b>	<b>20</b>

## DEFENSE

Opponent	RE	DT	DT	LE	OLB	MLB	WLB	CB	CB	SS	FS
Northern Illinois	A. Nelson	Brincks	M. Nelson	Hesse	Niemann	Jones	Welch	Hankins	Ojemudia	Hooker	Gervase
Iowa State	A. Nelson	Brincks	M. Nelson	Hesse	Niemann	Hockaday	Colbert	Hankins	Ojemudia	Hooker	Gervase
UNI	A. Nelson	Brincks	M. Nelson	Hesse	Niemann	Hockaday	Welch	Hankins	Ojemudia	Hooker	Gervase
Wisconsin	A. Nelson	Brincks	M. Nelson	Hesse	Niemann	Hockaday	Welch	Hankins	Ojemudia	Hooker	Gervase
at Minnesota	A. Nelson	Brincks	M. Nelson	Hesse	Hooker	Hockaday	Colbert	Moss	Brents	Stone	Gervase
at Indiana	A. Nelson	Brincks	M. Nelson	Hesse	Hooker	Welch	Colbert	Moss	Brents	Stone	Gervase
Maryland	A. Nelson	Brincks	M. Nelson	Hesse	Hooker	Welch	Colbert	Moss	Brents	Stone	Gervase
at Penn State	A. Nelson	Brincks	M. Nelson	Hesse	Hooker	Welch	Colbert	Moss	Brents	Stone	Gervase
at Purdue											
Northwestern											
at Illinois											
Nebraska											
<b>Consec. Starts</b>	<b>21</b>	<b>8</b>	<b>15</b>	<b>32</b>	<b>9</b>	<b>3</b>	<b>4</b>	<b>4</b>	<b>4</b>	<b>4</b>	<b>15</b>
<b>Career Starts</b>	<b>22</b>	<b>8</b>	<b>28</b>	<b>42</b>	<b>14</b>	<b>6</b>	<b>5</b>	<b>4</b>	<b>4</b>	<b>4</b>	<b>18</b>

### Offense Career Starts

Quarterback	Nate Stanley (21)
Wide Receiver	Nick Easley (17) Brandon Smith (8) Ihmir Smith-Marsette (4)
Running Back	Ivory Kelly-Martin (5) Toren Young (4)
Fullback	Austin Kelly (1) Brady Ross (1)
Tight End	Noah Fant (12) T.J. Hockenson (20) Nate Wieting (7)

### Offensive Line

Cole Banwart (2)  
Dalton Ferguson (7)  
Alaric Jackson (19)  
Levi Paulsen (3)  
Keegan Render (28)  
Ross Reynolds (9)  
Tristian Wirfs (15)

### Defense Career Starts

Defensive End	Parker Hesse (42) Anthony Nelson (22)
Defensive Line	Sam Brincks (8) Cedrick Lattimore (6) Matt Nelson (28)

### Linebacker

Djimon Colbert (5)  
Jack Hockaday (4)  
Amani Hooker (4)  
Amani Jones (1)  
Nick Niemann (4)  
Kristian Welch (6)

### Defensive Back

Julius Brents (4)  
Jake Gervase (18)  
Matt Hankins (6)  
Amani Hooker (11)  
Riley Moss (4)  
Michael Ojemudia (7)  
Geno Stone (4)





# IOWA FOOTBALL

31 Bowl Games 11 Big Ten Championships 27 Consensus All-Americans 14 CFB Hall of Fame Inductees

Opponent	Plays	Yards	T.O.P.	Result	Qtr.	Play
No. Illinois (5)	7	40	3:19	FG	2	Recinos 33-yd. FG
	7	58	4:13	TD	3	Fant, 1 yd. pass from Stanley
	5	46	2:21	TD	3	Kelly-Martin, 2-yd. run
	6	26	2:45	TD	4	Young, 6-yd. run
	3	35	1:07	TD	4	Mansell, 1-yd. run
<b>Iowa Avg. Drive</b>	<b>5.6</b>	<b>41.0</b>	<b>3:01</b>			
Iowa State (3)	6	15	2:16	FG	2	Recinos, 31-yd. FG
	6	40	2:32	FG	3	Recinos, 48-yd. FG
	13	83	6:30	TD	4	Sargent, 2-yd. run
<b>Iowa Avg. Drive</b>	<b>8.3</b>	<b>46.0</b>	<b>3:59</b>			
UNI (6)	10	92	4:39	TD	1	Fant, 5-yd. pass from Stanley
	12	68	5:41	TD	2	Sargent, 2-yd. run
	14	67	6:26	TD	2	Sargent, 10-yd. run
	10	52	4:20	FG	3	Recinos, 42-yd. FG
	4	41	1:43	TD	3	Easley, 14-yd. pass from Stanley
	3	72	1:21	TD	3	Young, 15-yd run.
<b>Iowa Avg. Drive</b>	<b>8.8</b>	<b>65.3</b>	<b>4:22</b>			
Wisconsin (3)	4	77	1:27	TD	2	Fant, 20-yd. pass from Stanley
	10	69	4:48	FG	3	Recinos, 24-yd FG
	8	75	3:35	TD	3	Fant, 1-yd. pass from Stanley
<b>Iowa Avg. Drive</b>	<b>7.3</b>	<b>73.7</b>	<b>3:03</b>			
at Minnesota (8)	10	53	4:40	TD	1	Hockenson, 3-yd. pass from Stanley
	3	62	1:24	TD	1	Smith-Marsette, 60-yd. pass from Stanley
	14	74	6:06	TD	2	Hockenson, 4-yd. run
	5	49	0:27	TD	2	Easley, 21-yd. pass from Stanley
	9	53	3:19	FG	3	Recinos, 40-yd. FG
	9	51	3:33	TD	3	Fant, 5-yd. pass from Stanley
	4	7	2:39	FG	4	Recinos, 20-yd. FG
	8	45	4:08	TD	4	Sargent, 2-yd. run
<b>Iowa Avg. Drive</b>	<b>7.8</b>	<b>49.3</b>	<b>3:12</b>			
at Indiana (6)	5	74	3:12	TD	1	Hockenson, 9-yd. pass from Stanley
	11	70	4:07	TD	1	Fant, 28-yd. pass from Stanley
	4	38	2:01	TD	2	Easley, 12-yd. pass from Stanley
	7	63	2:57	TD	3	Young, 11-yd. pass from Stanley
	3	61	1:29	TD	3	Hockenson, 54-yd. pass from Stanley
	9	80	3:59	TD	4	Kelly, 4-yd. pass from Stanley
<b>Iowa Avg. Drive</b>	<b>6.5</b>	<b>64.3</b>	<b>3:18</b>			
Maryland (4)	17	72	9:04	FG	1	Recinos, 23-yd. FG
	11	40	5:00	FG	2	Recinos, 25-yd. FG
	10	58	4:09	TD	2	Smith, 10-yd. pass from Stanley
	10	27	5:11	FG	3	Recinos, 36-yd. FG
<b>Iowa Avg. Drive</b>	<b>12.0</b>	<b>49.3</b>	<b>6:21</b>			
at Penn State (3)	8	47	3:51	FG	1	Recinos, 27-yd. FG
	9	42	2:56	TD	1	Brincks, 10-yd. pass from Rastetter
	5	15	2:04	FG	2	Recinos, 49-yd. FG
<b>Iowa Avg. Drive</b>	<b>7.3</b>	<b>34.7</b>	<b>3:10</b>			
<b>Season Avg. (38)</b>	<b>7.9</b>	<b>53.6</b>	<b>3:39</b>			

DRIVE ANALYSIS				
Distance Length (minus)	Iowa		Opponent	
	TD	FG	TD	FG
0-9	0	1	3	1
10-19	0	2	1	0
20-29	1	1	0	2
30-39	2	0	2	1
40-49	5	4	0	1
50-59	4	2	0	0
60-69	5	1	1	1
70-79	6	1	6	0
80-89	2	0	2	0
90-99	1	0	1	0

GAME OPENING DRIVES						
Game	Iowa			Opponent		
	Pts	Plys	Yds	Pts	Plys	Yds
NIU	0	3	4	0	4	7
Iowa St.	0	3	6	3	13	66
UNI	0	6	16	0	3	5
Wisconsin	0	11	80	0	8	31
at Minn.	7	10	53	0	3	(-6)
at Indiana	7	5	74	3	13	64
Maryland	0	8	46	0	4	19
at Penn St.	3	8	47	0	3	1
at Purdue						
N'western						
at Illinois						
Nebraska						

SECOND HALF OPENING DRIVES						
Game	Iowa			Opponent		
	Pts	Plys	Yds	Pts	Plys	Yds
NIU	0	3	6	0	3	9
Iowa St.	0	3	6	0	4	17
UNI	3	10	52	0	3	2
Wisconsin	3	10	69	0	6	28
at Minn.	3	9	53	0	6	21
at Indiana	7	7	63	0	3	3
Maryland	3	10	27	0	3	(-8)
at Penn St.	0	5	19	7	4	77
at Purdue						
N'western						
at Illinois						
Nebraska						

**LONGEST DRIVES**  
 Plays: 17 vs. Maryland (72 yards, 9:04)  
 Yards: 92 vs. Northern Iowa (10 plays, 4:39)  
 Time of Possession: 9:04 vs. Maryland (17 plays, 72 yards)

### 3rd Down and...

IOWA	OPPONENTS												
YARDS	NIU	ISU	UNI	UW	MINN	IU	MD	PSU	PUR	NW	ILL	NEB	TOTAL
1-3	6-7	2-2	2-4	2-4	2-4	3-4	3-5	1-2	0-0	0-0	0-0	0-0	21-32
4-6	1-4	2-5	3-7	1-4	3-6	2-3	2-5	1-6	0-0	0-0	0-0	0-0	15-40
7-9	1-3	2-8	2-2	2-3	5-8	1-2	3-7	0-2	0-0	0-0	0-0	0-0	16-35
10-14	0-0	0-1	0-0	0-0	0-1	2-2	1-1	5-9	0-0	0-0	0-0	0-0	8-14
15+	0-2	0-1	0-2	0-0	0-0	0-1	0-0	0-1	0-0	0-0	0-0	0-0	0-7
<b>TOTAL</b>	8-16	6-17	7-15	5-11	10-19	8-12	9-18	7-20	0-0	0-0	0-0	0-0	60-128



# IOWA FOOTBALL

31 Bowl Games 11 Big Ten Championships 27 Consensus All-Americans 14 CFB Hall of Fame Inductees

Yards	Type	Player(s)	Opponent
60	Pass	<b>Nate Stanley to Ihmir Smith-Marsette</b>	<b>at Minnesota</b>
60	Kick Return	Ihmir Smith-Marsette	at Indiana
58	Pass	Nate Stanley to Noah Fant	at Indiana
54	Pass	<b>Nate Stanley to T.J. Hockenson</b>	<b>at Indiana</b>
49	Kick Return	Ihmir Smith-Marsette	at Penn State
49	Kick Return	Ihmir Smith-Marsette	at Minnesota
48	Pass	Nate Stanley to Mekhi Sargent	UNI
46	Pass	Nate Stanley to T.J. Hockenson	Wisconsin
45	Pass	Nate Stanley to T.J. Hockenson	Wisconsin
45	Pass	Nate Stanley to Ihmir Smith-Marsette	Iowa State
43	Pass	Nate Stanley to Noah Fant	UNI
40	Run	Toren Young	N. Illinois
36	Int. Return	Riley Moss	at Minnesota
35	Kick Return	Kyle Groeneweg	at Indiana
34	Kick Return	Ihmir Smith-Marsette	at Minnesota
32	Kick Return	Ihmir Smith-Marsette	at Penn State
30	Pass	Nate Stanley to T.J. Hockenson	at Indiana
30	Pass	Nate Stanley to T.J. Hockenson	at Minnesota
30	Pass	Nate Stanley to Brandon Smith	Iowa State
30	Pass	Peyton Mansell to Nate Wieting	N. Illinois
29	Pass	Nate Stanley to T.J. Hockenson	at Penn State
29	Pass	Nate Stanley to Noah Fant	UNI
29	Int. Return	Michael Ojemudia	UNI
28	Pass	<b>Nate Stanley to Noah Fant</b>	<b>at Indiana</b>
27	Kick Return	Ihmir Smith-Marsette	N. Illinois
26	Punt Return	Dominique Daffney	at Penn State
26	Pass	Nate Stanley to Brandon Smith	at Minnesota
25	Pass	Nate Stanley to Ivory Kelly-Martin	at Minnesota
24	Int. Return	<b>Geno Stone</b>	<b>at Penn State</b>
24	Kick Return	Devonte Young	at Indiana
24	Pass	Nate Stanley to T.J. Hockenson	Wisconsin
24	Pass	Nate Stanley to T.J. Hockenson	N. Illinois
24	Run	Toren Young	N. Illinois
23	Run	Mekhi Sargent	at Penn State
23	Pass	Nate Stanley to Brandon Smith	at Indiana
23	Punt Return	Kyle Groeneweg	Wisconsin
23	Pass	Nate Stanley to Nick Easley	UNI
22	Pass	Nate Stanley to Noah Fant	at Penn State
22	Kick Return	Ihmir Smith-Marsette	at Penn State
22	Pass	Nate Stanley to Nick Easley	Wisconsin
22	Pass	Peyton Mansell to Tyrone Tracy	UNI
21	Pass	Nate Stanley to Mekhi Sargent	at Indiana
21	Pass	<b>Nate Stanley to Nick Easley</b>	<b>at Minnesota</b>
21	Pass	Nate Stanley to T.J. Hockenson	N. Illinois
20	Run	Mekhi Sargent	at Penn State
20	Pass	Nate Stanley to T.J. Hockenson	at Penn State
20	Pass	<b>Nate Stanley to Noah Fant</b>	<b>Wisconsin</b>
20	Run	Ihmir Smith-Marsette	Wisconsin

BY LENGTH		
Yards	No.	TD
20-29	28	4
30-39	8	0
40-49	8	0
50-59	2	1
60-69	2	1
70-79	0	0
80-89	0	0
90+	0	0
<b>TOTAL</b>	<b>48</b>	<b>6</b>

BY PLAY TYPE		
Type	No.	TD
Rushing	5	0
Passing	29	5
Punt Returns	3	0
Kick Returns	9	0
Int. Returns	3	1
Fumble Returns	0	0
Other	0	0
<b>TOTAL</b>	<b>38</b>	<b>5</b>

## LONGEST PLAYS OF 2017

### RUSHING

40, Toren Young vs. Northern Illinois, 9/1/18

### RUSHING TOUCHDOWN

15, Toren Young vs. UNI, 9/16/18

### RECEIVING

60, Ihmir Smith-Marsette at Minnesota, 10/6/18

### RECEIVING TOUCHDOWN

60, Ihmir Smith-Marsette at Minnesota, 10/6/18

### PUNT RETURN

26, Dominique Daffney at Penn State, 10/27/18

### KICK RETURN

60, Ihmir Smith-Marsette at Indiana, 10/13/18

### INTERCEPTION RETURN

36, Riley Moss at Minnesota, 10/6/18

### FUMBLE RETURN

7, Chauncey Golston vs. Iowa State, 9/8/18

### PUNT

69, Colten Rastetter vs. Northern Illinois, 9/1/18

### FIELD GOAL

49, Miguel Recinos at Penn State, 10/27/18

**BOLD** plays note touchdowns

## GAME-BY-GAME LONGEST PLAYS

### IOWA

Yds	Opponent	Player(s)
40	Northern Illinois	Toren Young (run)
45	Iowa State	Ihmir Smith-Marsette (reception)
48	UNI	Mekhi Sargent (reception)
46	Wisconsin	T.J. Hockenson (reception)
60	at Minnesota	Ihmir Smith-Marsette (reception (TD))
60	at Indiana	Ihmir Smith-Marsette (kick return)
16	Maryland	T.J. Hockenson (reception)/Peyton Mansell (run)
49	at Penn State	Ihmir Smith-Marsette (kick return)

### OPPONENT

Yds	Opponent	Player(s)
23	Northern Illinois	D.J. Brown (kick return)
31	Iowa State	Deshaunte Jones (reception)
40	UNI	Jalen Rima (reception)
33	Wisconsin	Alec Ingold (reception & run (TD))
52	at Minnesota	Tyler Johnson (reception)
33	at Indiana	Ty Fryfogle (reception-TD)
22	Maryland	Ty Johnson (kick return)
67	at Penn State	K.J. Hamler (kick return)





# IOWA FOOTBALL

31 Bowl Games    11 Big Ten Championships    27 Consensus All-Americans    14 CFB Hall of Fame Inductees

## IOWA BIG PLAYS

OPPONENT	Rushing			Passing				Special Teams		
	20-29	30-39	40+	20-29	30-39	40-49	50+	FG BLK	XPT BLK	PUNT BLK
Northern Illinois	1	0	1	2	1	0	0	0	0	0
Iowa State	0	0	0	0	1	1	0	0	0	0
Northern Iowa	0	0	0	3	0	2	0	0	0	0
Wisconsin	1	0	0	3	0	2	0	0	0	0
at Minnesota	0	0	0	3	1	0	1	0	0	0
at Indiana	0	0	0	3	1	0	2	0	0	0
Maryland	0	0	0	0	0	0	0	0	0	0
at Penn State	2	0	0	3	0	0	0	0	0	1
at Purdue	0	0	0	0	0	0	0	0	0	0
Northwestern	0	0	0	0	0	0	0	0	0	0
at Illinois	0	0	0	0	0	0	0	0	0	0
Nebraska	0	0	0	0	0	0	0	0	0	0
<b>TOTALS</b>	<b>4</b>	<b>0</b>	<b>1</b>	<b>17</b>	<b>4</b>	<b>5</b>	<b>3</b>	<b>0</b>	<b>0</b>	<b>1</b>

## OPPONENT BIG PLAYS

OPPONENT	Rushing			Passing				Special Teams		
	20-29	30-39	40+	20-29	30-39	40-49	50+	FG BLK	XPT BLK	PUNT BLK
Northern Illinois	0	0	0	1	0	0	0	0	0	1
Iowa State	0	0	0	1	1	0	0	0	0	0
Northern Iowa	0	0	0	2	0	1	0	0	0	0
Wisconsin	0	1	0	2	1	0	0	1	0	0
at Minnesota	0	0	0	0	1	0	1	0	0	0
at Indiana	0	0	0	2	1	0	0	0	0	0
Maryland	0	0	0	0	0	0	0	0	0	0
at Penn State	0	0	1	0	1	0	0	0	0	0
at Purdue	0	0	0	0	0	0	0	0	0	0
Northwestern	0	0	0	0	0	0	0	0	0	0
at Illinois	0	0	0	0	0	0	0	0	0	0
Nebraska	0	0	0	0	0	0	0	0	0	0
<b>TOTALS</b>	<b>0</b>	<b>1</b>	<b>1</b>	<b>8</b>	<b>5</b>	<b>1</b>	<b>1</b>	<b>1</b>	<b>0</b>	<b>1</b>

## TURNOVERS FORCED

OPPONENT	Iowa					Opponent			
	FUM	INT	TOT	PTS OFF	MARGIN	FUM	INT	TOT	PTS OFF
Northern Illinois	1	1	2	7	+1	0	1	1	0
Iowa State	1	0	1	0	+1	0	0	0	0
Northern Iowa	1	1	2	7	0	0	2	2	7
Wisconsin	0	0	0	0	-3	2	1	3	14
at Minnesota	0	4	4	3	+2	1	1	2	14
at Indiana	0	2	2	7	0	0	1	1	7
Maryland	1	1	2	14	0	0	1	1	0
at Penn State	1	1	2	7	0	0	2	2	7
at Purdue	0	0	0	0	0	0	0	0	0
Northwestern	0	0	0	0	0	0	0	0	0
at Illinois	0	0	0	0	0	0	0	0	0
Nebraska	0	0	0	0	0	0	0	0	0
<b>Totals</b>	<b>5</b>	<b>10</b>	<b>15</b>	<b>45</b>	<b>+3</b>	<b>3</b>	<b>9</b>	<b>12</b>	<b>49</b>





# IOWA FOOTBALL

31 Bowl Games 11 Big Ten Championships 27 Consensus All-Americans 14 CFB Hall of Fame Inductees

## IOWA DRIVE CHARTS

### NORTHERN ILLINOIS

QTR.	START	TIME	PLAYS-YDS	TOP	RESULT
1st	IA 29	15:00	3-4	0:58	Punt
	IA 20	12:58	3-3	1:28	Punt
	IA 23	9:21	10-38	4:43	Interception
2nd	IA 45	0:39	7-40	3:19	FIELD GOAL
	IA 13	9:16	11-48	5:27	Downs
3rd	IA 4	1:26	3-7	1:03	Punt
	IA 17	13:51	3-6	1:25	Punt
	IA 42	11:33	7-58	4:13	TOUCHDOWN
	NIU 46	5:02	5-46	2:21	TOUCHDOWN
	NIU 26	0:47	6-26	2:45	TOUCHDOWN
4th	IA 24	12:15	6-6	3:42	Punt
	NIU 35	7:59	3-35	1:07	TOUCHDOWN
	IA 25	2:12	6-23	2:12	Half

### IOWA STATE

QTR.	START	TIME	PLAYS-YDS	TOP	RESULT
1st	IA 25	15:00	3-6	1:29	Punt
	IA 25	6:42	6-9	3:20	Punt
	ISU 21	2:08	4-1	1:05	Missed FG
2nd	IA 29	14:07	8-38	4:21	Punt
	ISU 28	7:34	6-15	2:16	FIELD GOAL
3rd	IA 6	1:25	3-9	1:25	Half
	IA 34	13:27	4-17	2:41	Punt
	IA 30	9:06	6-40	2:32	FIELD GOAL
4th	IA 43	1:58	9-25	3:02	Missed FG
	IA 17	11:17	13-83	6:30	TOUCHDOWN
	IA 46	3:33	3-2	1:01	Punt
	ISU 40	1:53	3-13	1:53	Half

### NORTHERN IOWA

QTR.	START	TIME	PLAYS-YDS	TOP	RESULT
1st	IA 25	15:00	6-16	2:42	Punt
	IA 8	10:46	10-92	4:39	TOUCHDOWN
	IA 32	4:50	12-68	5:41	TOUCHDOWN
2nd	IA 33	8:35	14-67	6:26	TOUCHDOWN
	IA 36	1:37	7-25	1:08	Interception
	UNI 35	0:12	2-23	0:12	Missed FG
3rd	IA 24	14:10	10-52	4:20	FIELD GOAL
	UNI 41	8:46	4-41	1:43	TOUCHDOWN
4th	IA 28	3:20	3-72	1:21	TOUCHDOWN
	IA 25	11:12	7-45	3:33	Interception
	IA 25	5:25	4-(-2)	2:32	Punt
IA 43	2:17	4-6	2:17	Downs	

### WISCONSIN

QTR.	START	TIME	PLAYS-YDS	TOP	RESULT
1st	IA 15	10:29	11-80	5:48	Downs
2nd	IA 25	14:31	6-33	3:42	Punt
	IA 23	6:42	4-77	1:27	TOUCHDOWN
	IA 3	00:56	3-26	0:56	Half
3rd	IA 25	15:00	10-69	4:48	FIELD GOAL
	IA 25	5:12	8-75	3:35	TOUCHDOWN
4th	IA 12	11:25	3-7	0:56	Punt
	IA 15	8:34	6-32	2:54	Punt
	IA 24	0:57	3-6	0:19	Interception
	IA 25	0:22	1-27	0:22	Half

## OPPONENT DRIVE CHARTS

### NORTHERN ILLINOIS

QTR.	START	TIME	PLAYS-YDS	TOP	RESULT
1st	IA 23	14:02	4-7	1:04	Missed FG
	NIU 22	11:30	4-14	2:09	Punt
	NIU 7	4:38	10-48	3:59	Downs
2nd	NIU 25	12:20	6-16	3:04	Punt
	NIU 39	3:49	6-38	2:23	Interception
3rd	IA 45	0:23	4-13	0:21	Missed FG
	NIU 35	15:00	3-9	1:09	Punt
	NIU 20	12:26	3-7	0:53	Punt
	NIU 28	7:20	3-(-19)	2:18	Punt
	NIU 25	2:41	5-1	1:54	Fumble
4th	NIU 25	13:02	3-4	0:47	Punt
	NIU 1	8:33	2-(-1)	0:34	Safety
	NIU 25	6:52	11-75	4:40	TOUCHDOWN

### IOWA STATE

QTR.	START	TIME	PLAYS-YDS	TOP	RESULT
1st	ISU 28	13:31	13-66	6:49	FIELD GOAL
	ISU 15	3:22	3-(-8)	1:14	Punt
	ISU 20	1:03	4-14	1:56	Punt
2nd	ISU 8	9:46	3-7	2:12	Punt
	ISU 25	5:18	6-11	3:53	Punt
3rd	ISU 25	15:00	3-6	1:33	Punt
	ISU 9	10:46	3-5	1:40	Punt
4th	ISU 25	6:34	9-32	4:36	Downs
	ISU 32	13:56	7-15	2:39	Punt
	ISU 26	4:47	3-0	1:14	Punt
	ISU 20	2:32	3-20	0:39	Fumble

### NORTHERN IOWA

QTR.	START	TIME	PLAYS-YDS	TOP	RESULT
1st	UNI 22	12:18	3-5	1:32	Punt
	UNI 16	6:07	4-11	1:17	Punt
2nd	UNI 25	14:09	9-4	5:34	Punt
	UNI 31	2:09	3-0	0:32	Punt
3rd	UNI 28	0:29	1-0	0:17	Interception
	UNI 25	15:00	3-2	0:50	Punt
	UNI 25	9:50	3-16	1:04	Fumble
	UNI 25	7:03	10-47	3:43	Missed FG
	UNI 25	1:59	14-75	5:47	TOUCHDOWN
4th	UNI 35	7:39	6-65	2:14	TOUCHDOWN
	IA 49	2:53	4-8	0:36	Downs

### WISCONSIN

QTR.	START	TIME	PLAYS-YDS	TOP	RESULT
1st	W 25	15:00	8-31	4:31	Punt
	W 5	4:41	11-95	5:10	TOUCHDOWN
2nd	W 11	10:49	7-43	4:07	Punt
	W 22	5:15	3-2	1:44	Punt
3rd	W 45	3:31	3-3	2:35	Punt
	W 25	10:12	6-28	3:27	Punt
	IA 10	6:45	3-10	1:33	TOUCHDOWN
	W 10	1:37	9-46	5:12	Punt
	W 44	10:29	3-7	1:55	Punt
4th	W 12	5:40	10-88	4:43	TOUCHDOWN
	IA 37	0:38	3-37	0:16	TOUCHDOWN







# IOWA FOOTBALL

31 Bowl Games

11 Big Ten Championships

27 Consensus All-Americans

14 CFB Hall of Fame Inductees

## IOWA DRIVE CHARTS

### MINNESOTA

QTR.	START	TIME	PLAYS-Yds	TOP	RESULT
1st	IA 47	13:29	10-53	4:40	TOUCHDOWN
	IA 38	7:12	3-62	1:24	TOUCHDOWN
	IA 36	0:58	3-2	1:14	Punt
2nd	IA 26	12:03	14-74	6:06	TOUCHDOWN
	IA 25	4:00	3-0	0:59	Punt
	M 49	2:02	5-49	0:27	TOUCHDOWN
	IA 20	1:12	1-0	0:10	Interception
	IA 35	0:53	3-9	0:53	Half
3rd	IA 25	15:00	9-53	3:19	FIELD GOAL
	IA 12	8:52	2-(-2)	0:40	Fumble
	IA 49	7:36	9-51	3:33	TOUCHDOWN
	IA 28	0:29	3-6	0:50	Punt
4th	IA 37	14:32	3-3	1:37	Punt
	M 9	11:59	4-7	2:39	FIELD GOAL
	M 45	5:35	8-45	4:08	TOUCHDOWN

### INDIANA

QTR.	START	TIME	PLAYS-Yds	TOP	RESULT
1st	IA 26	10:27	5-74	3:12	TOUCHDOWN
	IA 30	5:28	11-70	4:07	TOUCHDOWN
	IA 22	0:17	5-40	2:26	Interception
2nd	IU 38	12:04	4-38	2:01	TOUCHDOWN
	IA 10	7:39	6-16	4:13	Punt
	IA 43	0:41	4-6	0:41	Half
3rd	IA 37	15:00	7-63	2:57	TOUCHDOWN
	IA 39	10:48	3-61	1:29	TOUCHDOWN
	IA 45	5:50	4-9	3:46	Punt
4th	IA 20	13:22	9-80	3:59	TOUCHDOWN
	IA 19	3:56	7-21	3:56	Downs

### MARYLAND

QTR.	START	TIME	PLAYS-Yds	TOP	RESULT
1st	IA 28	15:00	8-46	4:36	Interception
	IA 23	9:07	17-72	9:04	FIELD GOAL
2nd	M 47	14:03	11-40	5:00	FIELD GOAL
	IA 42	4:17	10-58	4:09	TOUCHDOWN
3rd	M 45	12:48	10-27	5:11	FIELD GOAL
	IA 39	5:51	3-1	1:33	Punt
4th	IA 27	15:00	6-19	3:46	Punt
	IA 26	8:47	14-58	7:36	Downs

### PENN STATE

QTR.	START	TIME	PLAYS-Yds	TOP	RESULT
1st	IA 44	14:00	8-47	3:51	FIELD GOAL
	PSU 42	8:18	9-42	2:56	TOUCHDOWN
	IA 25	0:27	3-(-1)	0:54	Punt
2nd	IA 43	13:31	6-6	3:01	Punt
	IA 31	7:44	2-1	0:55	Interception
	PSU 46	6:36	5-15	2:04	FIELD GOAL
	IA 35	3:49	8-23	3:12	Downs
3rd	IA 25	15:00	5-19	1:36	Punt
	IA 25	12:10	5-27	2:50	Punt
	IA 29	8:00	3-(-5)	2:05	Punt
	IA 25	4:10	6-17	2:48	Punt
4th	IA 10	12:57	6-41	2:09	Punt
	IA 25	8:24	12-72	5:06	Interception
	IA 23	1:23	11-48	1:23	Half

## OPPONENT DRIVE CHARTS

### MINNESOTA

QTR.	START	TIME	PLAYS-Yds	TOP	RESULT
1st	M 25	15:00	3-(-6)	1:31	Punt
	M 25	8:49	3-(-4)	1:37	Punt
	M 25	5:48	10-75	4:50	TOUCHDOWN
2nd	M 17	14:44	5-13	2:41	Punt
	M 25	5:57	6-43	1:57	FIELD GOAL
	M 44	3:01	4-5-	0:59	Downs
	M 25	1:35	3-47	0:23	Interception
	IA 6	1:02	2-6	0:09	TOUCHDOWN
3rd	M 35	11:41	6-21	2:49	Punt
	IA 3	8:12	2-3	0:36	TOUCHDOWN
	M 25	4:03	7-47	3:34	Downs
4th	M 25	14:39	1-0	0:07	Interception
	M 17	12:55	2-(-7)	0:56	Interception
	M 25	9:20	10-75	3:45	TOUCHDOWN
	M 38	1:27	4-27	0:49	Interception

### INDIANA

QTR.	START	TIME	PLAYS-Yds	TOP	RESULT
1st	IU 25	15:00	13-64	4:28	FIELD GOAL
	IU 25	7:15	3-(-10)	1:47	Punt
	IU 25	1:21	3-7	1:04	Punt
2nd	IA 35	12:51	2-34	0:34	TOUCHDOWN
	IU 25	10:03	5-17	2:24	Punt
	IU 31	3:26	8-41	2:45	Downs
3rd	IU 25	12:03	3-3	1:15	Punt
	IU 25	9:19	8-75	3:24	TOUCHDOWN
4th	IU 20	2:04	11-74	3:42	Interception
	IU 20	9:17	12-60	5:21	Interception

### MARYLAND

QTR.	START	TIME	PLAYS-Yds	TOP	RESULT
1st	M 26	10:24	4-19	1:17	Punt
	M 25	0:03	3-(-7)	1:00	Punt
2nd	M 25	9:03	8-28	4:46	Interception
	M 25	15:00	3-(-8)	2:12	Punt
3rd	M 25	7:37	3-1	1:46	Punt
	M 10	4:18	2-(-10)	0:47	Fumble
	M 26	3:31	6-9	3:31	Punt
	M 6	11:14	6-27	2:27	Punt
4th	M 16	1:11	3-25	1:11	Half

### PENN STATE

QTR.	START	TIME	PLAYS-Yds	TOP	RESULT
1st	PSU 25	15:00	3-1	0:52	SAFETY
	PSU 25	10:09	3-(-15)	1:51	Punt
	PSU 15	5:18	10-85	4:51	TOUCHDOWN
2nd	PSU 27	14:33	4-(-27)	0:54	SAFETY
	PSU 15	10:30	6-14	2:46	Punt
	IA 3	6:49	1-3	0:04	TOUCHDOWN
	PSU 25	4:32	3-7	0:43	Punt
	PSU 42	0:37	4-31	0:34	FIELD GOAL
3rd	PSU 23	13:24	4-77	1:14	TOUCHDOWN
	PSU 14	9:20	3-3	1:20	Punt
	PSU 45	5:55	6-24	1:45	FIELD GOAL
	PSU 23	1:22	9-67	3:25	Fumble
4th	PSU 8	10:48	2-1	0:48	Interception
	IA 31	9:49	4-5	1:25	FIELD GOAL
	PSU 9	3:18	5-24	1:55	Punt





# IOWA FOOTBALL

31 Bowl Games    11 Big Ten Championships    27 Consensus All-Americans    14 CFB Hall of Fame Inductees

## PASSING

### Peyton Mansell (RS Fr.)

Att: 3 vs. UNI (9/15/18)  
Comp: 2, 2X, last vs. UNI (9/15/18)  
Yards: 35 vs. Northern Illinois (9/1/18)  
Long: 30 vs. Northern Illinois (9/1/18)

### Nate Stanley (Jr.)

Att: 49 at Penn State (10/27/18)  
Comp: 27 at Iowa State (9/9/17)  
Yards: 333 at Iowa State (9/9/17)  
TDs: 6 at Indiana (10/13/18)  
Long: 70 vs. Penn State (9/23/17)

### Spencer Petras (Fr.)

Att: 1 vs. Maryland (10/20/18)

### Colten Rastetter (RS So.)

Att: 1, 3X, last at Penn State (10/27/18)  
Comp: 1, 3X, last at Penn State (10/27/18)  
Yards: 18 vs. Ohio State (11/4/17)  
TD: 1 at Penn State (10/27/18)

## RUSHING

### Max Cooper (So.)

Att: 1 at Indiana (10/13/18)  
Yards: 9 at Indiana (10/13/18)  
Long: 9 at Indiana (10/13/18)

### Nick Easley (Sr.)

Att: 1, 4X, last vs. Maryland (10/20/18)  
Yards: 9 vs. UNI (9/15/18)  
Long: 9 vs. UNI (9/15/18)

### Noah Fant (Jr.)

Att: 1, 3X, last at Minnesota (10/6/18)  
Yards: 3 vs. Illinois (10/7/17)  
Long: 3 vs. Illinois (10/7/17)

### Henry Geil (Fr.)

Att: 10 vs. UNI (9/15/18)  
Yards: 24 vs. UNI (9/15/18)  
Long: 7 vs. UNI (9/15/18)

### Kyle Groeneweg (Sr.)

Att: 1, 2X, last vs. Wisconsin (9/22/18)  
Yards: 11 vs. UNI (9/15/18)  
Long: 11 vs. UNI (9/15/18)

### T.J. Hockenson (RS So.)

Att: 1 at Minnesota (10/6/18)  
Yards: 4 at Minnesota (10/6/18)  
Long: 4 at Minnesota (10/6/18)  
TD: 1 at Minnesota (10/6/18)

### Amani Hooker (Jr.)

Att: 1 vs. Illinois (10/7/17)  
Yards: 18 vs. Illinois (10/7/17)  
Long: 18 vs. Illinois (10/7/17)

### Austin Kelly (Sr.)

Att: 2 vs. Maryland (10/20/18)  
Yards: 7 vs. Maryland (10/20/18)  
Long: 4 vs. Maryland (10/20/18)

### Ivory Kelly-Martin (So.)

Att: 24 vs. Maryland (10/20/18)  
Yards: 98 vs. Maryland (10/20/18)  
Long: 57 at Nebraska (11/24/17)  
TD: 2 vs. North Texas (9/16/17)

### Peyton Mansell (RS Fr.)

Att: 3 vs. Maryland (10/20/18)  
Yards: 17 vs. Maryland (10/20/18)  
TD: 1 vs. Northern Illinois (9/1/18)  
Long: 16 vs. Maryland (10/20/18)

### Colton Rastetter (RS So.)

Att: 1 vs. Ohio State (11/4/17)  
Yards: 7 vs. Ohio State (11/4/17)  
Long: 7 vs. Ohio State (11/4/17)

### Brady Ross (Jr.)

Att: 2 vs. Iowa State (9/8/18)  
Yards: 5, 2X, last at Minnesota (10/6/18)  
Long: 5 at Minnesota (10/6/18)

### Mekhi Sargent (So.)

Att: 16 at Penn State (10/27/18)  
Yards: 91 at Penn State (10/27/18)  
Long: 23 at Penn State (10/27/18)  
TD: 2 vs. UNI (9/15/18)

### Ihmir Smith-Marsette (So.)

Att: 2 at Northwestern (10/21/17)  
Yards: 20 vs. Wisconsin (9/22/18)  
Long: 20 vs. Wisconsin (9/22/18)

### Nate Stanley (Jr.)

Att: 8 vs. Purdue (11/18/17)  
Yards: 15 vs. Minnesota (10/28/17)  
Long: 13 vs. Maryland (10/20/18)

### Tristan Wirfs (So.)

Att: 1 at Penn State (10/27/18)  
Yards: 15 at Penn State (10/27/18)  
Long: 15 at Penn State (10/27/18)

### Toren Young (RS So.)

Att: 21 vs. Iowa State (9/8/18)  
Yards: 96 at Indiana (10/13/18)  
Long: 40 vs. Northern Illinois (9/1/18)  
TD: 1, 4X, last vs. UNI (9/15/18)

## RECEIVING

### Sam Brincks (Sr.)

Catches: 1 at Penn State (10/27/18)  
Yards: 10 at Penn State (10/27/18)  
Long: 10 at Penn State (10/27/18)  
TD: 1 at Penn State (10/27/18)

### Max Cooper (So.)

Catches: 1, 3X, last vs. UNI (9/15/18)  
Yards: 7 vs. UNI (9/15/18)  
Long: 7 vs. UNI (9/15/18)

### Nick Easley (Sr.)

Catches: 10 vs. UNI (9/15/18)  
Yards: 103 vs. UNI (9/15/18)  
TD: 1, 7X, last at Indiana (10/13/18)  
Long: 45 vs. Wyoming (9/2/17)

### A.J. Epenesa (So.)

Catches: 1 at Michigan State (9/30/17)  
Yards: 15 at Michigan State (9/30/17)  
Long: 15 at Michigan State (9/30/17)

### Noah Fant (Jr.)

Catches: 5, 2X, last at Penn State (10/27/18)  
Yards: 116 at Nebraska (11/24/17)  
Long: 68 at Nebraska (11/24/17)  
TD: 2, 4X, last vs. Wisconsin (9/22/18)

### T.J. Hockenson (RS So.)

Catches: 6 vs. Iowa State (9/8/18)  
Yards: 125 vs. Wisconsin (9/22/18)  
Long: 54 at Indiana (10/13/18)  
TD: 2 at Indiana (10/13/18)

### Austin Kelly (Sr.)

Catches: 1, 2X, last at Indiana (10/13/18)  
Yards: 5 at Purdue (10/15/16)  
TD: 1 at Indiana (10/13/18)  
Long: 5 at Purdue (10/15/16)

### Ivory Kelly-Martin (So.)

Catches: 2, 2X, last at Minnesota (10/6/18)  
Yards: 40 at Minnesota (10/6/18)  
TD: 1 vs. Illinois (10/7/17)  
Long: 25 at Minnesota (10/6/18)

### Nico Ragaini (Fr.)

Catches: 1 vs. UNI (9/15/18)  
Yards: 7 vs. UNI (9/15/18)  
Long: 7 vs. UNI (9/15/18)

### Brady Ross (Jr.)

Catches: 1, 6X, last at Indiana (10/13/18)  
Yards: 11 vs. Wisconsin (9/22/18)  
Long: 11 vs. Wisconsin (9/22/18)

### Mekhi Sargent (So.)

Catches: 2 at Indiana (10/13/18)  
Yards: 48 vs. UNI (9/15/18)  
Long: 48 vs. UNI (9/15/18)

### Brandon Smith (So.)

Catches: 5 at Minnesota (10/6/18)  
Yards: 68 at Minnesota (10/6/18)  
TD: 1 vs. Maryland (10/20/18)  
Long: 30 vs. Iowa State (9/8/18)

### Ihmir Smith-Marsette (So.)

Catches: 4 at Iowa State (9/9/17)  
Yards: 78 at Minnesota (10/6/18)  
TD: 2 at Iowa State (9/9/17)  
Long: 60 at Minnesota (10/6/18)

### Tyrone Tracy (Fr.)

Catches: 1 vs. UNI (9/15/18)  
Yards: 22 vs. UNI (9/15/18)  
Long: 22 vs. UNI (9/15/18)

### Nate Wieting (Jr.)

Catches: 1, 2X, last vs. No. Illinois (9/1/18)  
Yards: 30 vs. Northern Illinois (9/1/18)  
Long: 30 vs. Northern Illinois (9/1/18)

### Toren Young (RS So.)

Catches: 1, 3X, last at Indiana (10/13/18)  
Yards: 23 at Northwestern (10/21/17)  
TD: 1 at Indiana (10/13/18)  
Long: 23 at Northwestern (10/21/17)





# IOWA FOOTBALL

31 Bowl Games    11 Big Ten Championships    27 Consensus All-Americans    14 CFB Hall of Fame Inductees

## DEFENSE

### Shaun Beyer (RS Fr.)

Tackles: 1 at Penn State (10/27/18)  
Solo: at Penn State (10/27/18)

### Sam Brincks (Sr.)

Tackles: 4, 2X, last at Indiana (10/13/18)  
Solo: 1, 6X, last at Indiana (10/13/18)  
Asst: 3, 3X, last at Indiana (10/13/18)  
TFL: 1 vs. Penn State (9/23/17)  
PB: 1, 2X, last at Northwestern (10/21/17)  
FR: 1 vs. Miami (Ohio) (9/3/16)  
QH: 1, 3X, last vs. UNI (9/15/18)

### Julius Brents (Fr.)

Tackles: 4 vs. Wisconsin (9/22/18)  
Solo: 3 at Penn State (10/27/18)  
Asst: 2, 2X, last at Minnesota (10/6/18)  
INT: 1 at Minnesota (10/6/18)  
PB: 2 at Minnesota (10/6/18)

### Djimon Colbert (RS Fr.)

Tackles: 8 at Minnesota (10/6/18)  
Solo: 3, 3X, last at Indiana (10/13/18)  
Asst: 5 at Minnesota (10/6/18)  
PB: 1 at Indiana (10/13/18)

### Max Cooper (So.)

Tackles: 1 vs. UNI (9/15/18)  
Solo: 1 vs. UNI (9/15/18)

### Dominique Daffney (Jr.)

Tackles: 1, 2X, last at Penn State (10/27/18)  
Solo: 1 at Penn State (10/27/18)  
Asst: 1 vs. Maryland (10/20/18)  
Punt Block: 1 at Penn State (10/27/18)

### Dillon Doyle (Fr.)

Tackles: 1 vs. Maryland (10/20/18)  
Asst: 1 vs. Maryland (10/20/18)

### Wes Dvorak (RS So.)

Tackles: 1, 2X, last at Nebraska (11/24/17)  
Solo: 1 vs. Ohio State (11/4/17)  
Asst: 1 at Nebraska (11/24/17)

### A.J. Epenesa (So.)

Tackles: 5 vs. Iowa State (9/8/18)  
Solo: 3 vs. Iowa State (9/8/18)  
Asst: 3 vs. Northern Illinois (9/1/18)  
Sacks: 2 vs. Iowa State (9/8/18)  
TFL: 2, 2X, last vs. Maryland (10/20/18)  
FF: 1, 3X, last vs. Iowa State (9/8/18)  
QH: 3 vs. Penn State (9/23/17)  
PB: 1, 2X, last vs. Iowa State (9/8/18)

### Jake Gervase (Sr.)

Tackles: 8, 4X, last at Indiana (10/13/18)  
Solo: 6 at Indiana (10/13/18)  
Asst: 5 at Wisconsin (11/11/17)  
INT: 1, 5X, last at Indiana (10/13/18)  
TFL: 1, 2X, last vs. Boston College (12/27/17)  
PB: 2 vs. Illinois (10/7/17)  
FF: 1 vs. UNI (9/15/18)

### Chauncey Golston (RS So.)

Tackles: 3, 5X, last at Penn State (10/27/18)  
Solo: 3, 2X, last at Minnesota (10/6/18)  
Asst: 3, 2X, last at Penn State (10/27/18)  
Sack: 1, 2X, last at Indiana (10/13/18)  
TFL: 1, 4X, last vs. Maryland (10/20/18)  
FR: 1, 2X, last vs. Iowa State (9/8/18)  
QH: 1 vs. Northern Illinois (9/1/18)

### Kyle Groeneweg (Sr.)

Tackles: 1, 2X, last at Penn State (10/27/18)  
Solo: 1, 2X, last at Penn State (10/27/18)

### Matt Hankins (So.)

Tackles: 8 vs. Iowa State (9/8/18)  
Solo: 5 vs. Iowa State (9/8/18)  
Asst: 4 vs. Boston College (12/27/17)  
PB: 1, 3X, last vs. Northern Illinois (9/1/18)

### Parker Hesse (Sr.)

Tackles: 7, 3X, last at Indiana (10/13/18)  
Solo: 6 at Indiana (10/13/18)  
Assists: 5, 2X, last vs. Wisconsin (9/22/18)  
Sacks: 2, 2X, last vs. Northern Illinois (9/1/18)  
TFL: 2.5 at Rutgers (9/24/16)  
INT: 1, 2X, last at Iowa State (9/9/17)  
QH: 1, 7X, last vs. Iowa State (9/8/18)  
FR: 1, 3X, last vs. Boston College (12/27/17)  
FF: 1, 4X, last vs. Penn State (9/23/17)  
PB: 1, 9X, last vs. Iowa State (9/8/18)

### Jack Hockaday (Sr.)

Tackles: 9 vs. Wisconsin (9/22/18)  
Solo: 3, 2X, last vs. Iowa State (9/8/18)  
Asst: 8 vs. Wisconsin (9/22/18)  
TFL: 1 vs. Northern Illinois (9/1/18)  
FR: 1 at Penn State (10/27/18)  
FF: 1, 2X, last vs. Michigan (11/12/16)  
PB: 1, 2X, last vs. Iowa State (9/8/18)  
QH: 1 vs. Illinois (10/7/17)

### T.J. Hockenson (RS So.)

Tackles: 1 vs. Maryland (10/20/18)  
Solo: 1 vs. Maryland (10/20/18)

### Amani Hooker (Jr.)

Tackles: 13 vs. Penn State (9/23/17)  
Solo: 11 vs. Penn State (9/23/17)  
Asst: 4, 2X, last vs. Iowa State (9/8/18)  
TFL: 1 vs. Northern Illinois (9/1/18)  
Int: 1, 4X, last vs. Maryland (10/20/18)  
PB: 2 at Minnesota (10/6/18)

### Garret Jansen (Jr.)

Tackles: 3 vs. Iowa State (9/10/16)  
Solo: 2, 2X, last at Northwestern (10/21/17)  
Asst: 2 vs. Northern Illinois (9/1/18)  
PB: 1 vs. Ohio State (11/4/17)  
QH: 1 vs. Ohio State (11/4/17)

### Amani Jones (Jr.)

Tackles: 9 at Minnesota (10/6/18)  
Solo: 5 at Minnesota (10/6/18)  
Asst: 4 at Minnesota (10/6/18)  
Sack: 1 at Minnesota (10/6/18)  
TFL: 2 at Minnesota (10/6/18)  
PB: 1 at Purdue (10/15/16)

### Ivory Kelly-Martin (So.)

Tackles: 1, 4X, last at Wisconsin (11/11/17)  
Solo: 1, 2X, last at Wisconsin (11/11/17)  
Asst: 1, 2X, last vs. Minnesota (10/28/17)

### Jack Koerner (RS Fr.)

Tackles: 1 vs. Maryland (10/20/18)  
Asst: 1 vs. Maryland (10/20/18)

### Cedrick Lattimore (Jr.)

Tackles: 4 vs. UNI (9/15/18)  
Solo: 3, 2X, last vs. UNI (9/15/18)  
Asst: 3 vs. Boston College (12/27/17)  
Sack: 1, 3X, last vs. UNI (9/15/18)  
TFL: 1, 3X, last vs. UNI (9/15/18)  
FF: 1 at Illinois (11/19/16)  
QH: 1, 2X, last at Northwestern (10/21/17)

### Peyton Mansell (RS Fr.)

Tackles: 1 vs. UNI (9/15/18)  
Solo: 1 vs. UNI (9/15/18)

### Aaron Mends (Sr.)

Tackles: 2, 4X, last vs. Ohio State (11/4/17)  
Solo: 1, 5X, last vs. Ohio State (11/4/17)  
Assts: 2 vs. Illinois St. (9/5/15)  
QH: 1 at Nebraska (11/27/15)  
Sack: 1, 2X, last vs. Florida (1/2/17)  
TFL: 1 vs. Florida (1/2/17)  
Punt Block: 1 vs. Maryland (10/31/15)

### Kaevon Merriweather (RS Fr.)

Tackles: 1 vs. Northern Illinois (9/1/18)  
Solo: 1 vs. Northern Illinois (9/1/18)

### John Milani (Jr.)

Tackles: 2 vs. UNI (9/15/18)  
Solo: 1, 2X, last vs. UNI (9/15/18)  
Asst: 1, 4X, last vs. Maryland (10/20/18)

### Riley Moss (Fr.)

Tackles: 6 at Indiana (10/13/18)  
Solo: 6 at Indiana (10/13/18)  
Asst: 2 vs. Maryland (10/20/18)  
INT: 2 at Minnesota (10/6/18)  
PB: 2 vs. Maryland (10/20/18)

### Anthony Nelson (Jr.)

Tackles: 7 vs. Wisconsin (9/22/18)  
Solo: 4, 5X, last at Penn State (10/27/18)  
Assts: 5 vs. Wisconsin (9/22/18)  
Sacks: 3 at Minnesota (10/6/18)  
TFL: 3 at Minnesota (10/6/18)  
FF: 2 vs. Miami (Ohio) (9/3/16)  
FR: 1 vs. Maryland (10/20/18) (TD)  
PB: 2, 2X, last at Nebraska (11/24/17)  
QH: 3 at Northwestern (10/21/17)  
Block FG: 1 vs. Penn State (9/23/17)

### Matt Nelson (Sr.)

Tackles: 6, 2X, last at Penn State (10/27/18)  
Solo: 4 at Rutgers (9/24/16)  
Asst: 5, 2X, last vs. Boston College (12/27/17)  
Sack: 2 at Rutgers (9/24/16)  
TFL: 3 at Rutgers (9/24/16)  
FR: 1, 3X, last vs. Northwestern (10/1/16)  
QH: 1, 3X, last at Penn State (10/27/18)  
PB: 1, 7X, last at Penn State (10/27/18)





# IOWA FOOTBALL

31 Bowl Games    11 Big Ten Championships    27 Consensus All-Americans    14 CFB Hall of Fame Inductees

## Nick Niemann (So.)

Tackles: 10 vs. Wisconsin (9/22/18)  
Solo: 4 vs. Northern Illinois (9/1/18)  
Asst: 7 vs. Wisconsin (9/22/18)  
Sack: 1 vs. Iowa State (9/8/18)  
TFL: 1, 2X, last vs. Iowa State (9/8/18)

## Michael Ojemudia (Jr.)

Tackles: 8 at Michigan State (9/30/17)  
Solo: 6 vs. Illinois (10/7/17)  
Asst: 4, 2X, last vs. Wisconsin (9/22/18)  
TFL: 0.5 vs. Wisconsin (9/22/18)  
INT: 1 vs. UNI (9/15/18)  
PB: 1, 3X, last vs. Iowa State (9/8/18)

## Miguel Recinos (Sr.)

Tackles: 1 vs. Boston College (12/27/17)  
Asst: 1 vs. Boston College (12/27/17)

## Brady Reiff (Jr.)

Tackles: 4 at Wisconsin (11/11/17)  
Solo: 1, 5X, last vs. UNI (9/15/18)  
Asst: 3 at Wisconsin (11/11/17)  
Sack: 1, 2X, last vs. UNI (9/15/18)  
TFL: 1, 2X, last vs. UNI (9/15/18)  
INT: 1 vs. Wyoming (9/2/17)  
QH: 1 at Iowa State (9/9/17)  
PB: 1, 3X, last vs. Purdue (11/18/17)  
FF: 1 vs. Ohio State (11/4/17)

## Brady Ross (Jr.)

Tackles: 2 vs. Boston College (12/27/17)  
Solo: 1, 7X, last at Minnesota (10/6/18)  
Asst: 1 vs. Boston College (12/27/17)  
FR: 1 vs. Michigan (11/12/16)

## Ihmir Smith-Marsette (So.)

Tackles: 1 at Minnesota (10/6/18)  
Solo: 1 at Minnesota (10/6/18)

## Nate Stanley (Jr.)

Tackles: 1 at Indiana (10/13/18)  
Solo: 1 at Indiana (10/13/18)

## Geno Stone (So.)

Tackles: 8 at Nebraska (11/24/17)  
Solo: 5 at Indiana (10/13/18)  
Asst: 6 at Nebraska (11/24/17)  
TFL: 1 at Indiana (10/13/18)  
FF: 1 at Indiana (10/13/18)  
INT: 1, 4X, last at Penn State (10/27/18)  
PB: 1 vs. Wisconsin (9/22/18)

## Jackson Subbert (Jr.)

Tackles: 1, 2X, last at Minnesota (10/6/18)  
Solo: 1, 2X, last at Minnesota (10/6/18)

## Josh Turner (RS Fr.)

Tackles: 2 vs. Northern Illinois (9/1/18)  
Solo: 2 vs. Northern Illinois (9/1/18)

## Barrington Wade (RS Fr.)

Tackles: 1 at Minnesota (10/6/18)  
Asst: 1 at Minnesota (10/6/18)

## Kristian Welch (Jr.)

Tackles: 11 vs. Northern Illinois (9/1/18)  
Solo: 7 vs. Northern Illinois (9/1/18)  
Asst: 4, 4X, last at Indiana (10/13/18)  
Sacks: 1 vs. Northern Illinois (9/1/18)  
TFL: 1 vs. Northern Illinois (9/1/18)  
FF: 1 vs. Northern Illinois (9/1/18)  
INT: 1 at Nebraska (11/24/17)  
FR: 1 vs. UNI (9/15/18)  
PB: 1 at Indiana (10/13/18)

## Tristan Wirfs (So.)

Tackles: 1 at Penn State (10/27/18)  
Solo: at Penn State (10/27/18)

## Devonte Young (Jr.)

Tackles: 1, 4X, last at Minnesota (10/6/18)  
Solo: 1, 2X, last vs. North Texas (9/16/17)  
Asst: 1, 2X, last at Minnesota (10/6/18)

## PUNT RETURNS

### Max Cooper (So.)

Returns: 1 at Nebraska (11/24/17)  
Yards: 12 at Nebraska (11/24/17)  
Long: 12 at Nebraska (11/24/17)

### Dominique Daffney (Jr.)

Returns: 1 at Penn State (10/27/18)  
Yards: 26 at Penn State (10/27/18)  
Long: 26 at Penn State (10/27/18)

### Kyle Groeneweg (Sr.)

Returns: 5 vs. Northern Illinois (9/1/18)  
Yards: 42 vs. Northern Illinois (9/1/18)  
Long: 23 vs. Wisconsin (9/22/18)

## KICKOFF RETURNS

### Kyle Groeneweg (Sr.)

Returns: 1, 2X, last at Indiana (10/13/18)  
Yards: 35 at Indiana (10/13/18)  
Long: 35 at Indiana (10/13/18)

### Amani Jones (Jr.)

Returns: 1 at Michigan State (9/30/17)  
Yards: 15 at Michigan State (9/30/17)  
Long: 15 at Michigan State (9/30/17)

### Austin Kelly (Sr.)

Returns: 1 at Michigan State (9/30/17)  
Yards: 7 at Michigan State (9/30/17)  
Long: 7 at Michigan State (9/30/17)

### Ivory Kelly-Martin (So.)

Returns: 3, 3X, last at Wisconsin (11/11/17)  
Yards: 67 vs. Penn State (9/23/17)  
Long: 35 at Michigan State (9/30/17)

### Brady Ross (Jr.)

Returns: 1, 2X, last at Purdue (10/15/16)  
Yards: 13 vs. North Dakota St. (9/17/16)  
Long: 13 vs. North Dakota St. (9/17/16)

### Ihmir Smith-Marsette (So.)

Returns: 3 at Penn State (10/27/18)  
Yards: 103 at Penn State (10/27/18)  
Long: 74 at Nebraska (11/24/17)

## Devonte Young (Jr.)

Returns: 1 at Indiana (10/13/18)  
Yards: 24 at Indiana (10/13/18)  
Long: 24 at Indiana (10/13/18)

## SPECIALISTS

### Keith Duncan (Jr.)

FG: 2, 3X, last vs. Michigan (11/12/16)  
FGA: 3 vs. Wisconsin (10/22/16)  
PAT: 7 at Purdue (10/15/16)  
Long: 41 vs. Wisconsin (10/22/16)

### Ryan Gersonde (So.)

Punts: 5, 2X, last vs. Minnesota (10/28/17)  
Yards: 263 at Northwestern (10/21/17)  
Avg.: 52.6 at Northwestern (10/21/17)  
Long: 61 at Northwestern (10/21/17)

### Colten Rastetter (Jr.)

Punts: 9 at Wisconsin (11/11/17)  
Yards: 362 at Wisconsin (11/11/17)  
Avg.: 55.0 at Northwestern (10/21/17)  
Long: 69 vs. Northern Illinois (9/1/18)

### Nate Stanley (Jr.)

Punts: 1, 4X, last vs. Iowa State (9/8/18)  
Yards: 47 vs. Ohio State (11/4/17)  
Avg. 47.0 vs. Ohio State (11/4/17)  
Long: 47 vs. Ohio State (11/4/17)

### Miguel Recinos (Sr.)

FG: 3 vs. Maryland (10/20/18)  
FGA: 4 vs. Iowa State (9/8/18)  
PAT: 8 at Nebraska (11/24/17)  
Long: 49 at Penn State (10/27/18)





# IOWA FOOTBALL

31 Bowl Games 11 Big Ten Championships 27 Consensus All-Americans 14 CFB Hall of Fame Inductees

**MOST POINTS**

- 62 vs. North Texas ..... 9-25-15
- 62 vs. Northwestern ..... 11-9-02
- 59 vs. Western Michigan ..... 9-21-13
- 59 vs. Northwestern ..... 11-10-01
- 57 vs. Akron ..... 8-31-02
- 56 at Nebraska ..... 11-24-17
- 56 vs. Ball State ..... 9-3-05
- 56 vs. Buffalo ..... 9-6-03

**FEWEST POINTS ALLOWED**

- 0 vs. Maryland** ..... **11-20-18**
- 0 at Illinois ..... 11-19-16
- 0 vs. Ball State ..... 9-26-10
- 0 vs. Minnesota ..... 11-21-09
- 0 at Minnesota ..... 11-22-08
- 0 vs. Florida International ..... 9-6-08
- 0 vs. Syracuse ..... 9-8-07
- 0 vs. Ball State ..... 9-3-05
- 0 vs. Kent State ..... 9-1-01
- 0 vs. Northern Illinois ..... 9-18-99

**MOST FIRST DOWNS**

- 30 vs. Kent State ..... 9-1-01
- 29 at Iowa State ..... 9-9-17
- 29 vs. Indiana ..... 9-30-00
- 29 vs. Indiana ..... 10-23-99
- 28 vs. North Texas ..... 9-16-17
- 28 at Purdue ..... 11-9-13
- 28 vs. Louisiana-Monroe ..... 9-24-11
- 28 vs. Ball State ..... 9-26-10
- 28 at Indiana ..... 10-11-08
- 28 vs. Minnesota ..... 11-19-05
- 28 vs. Buffalo ..... 9-6-03

**FEWEST FIRST DOWNS ALLOWED**

- 5 vs. Syracuse ..... 9-8-07
- 6 vs. Eastern Illinois ..... 9-4-10
- 6 at Minnesota ..... 11-22-08
- 6 vs. Penn State ..... 10-23-04
- 7 vs. Maryland** ..... **10-20-18**
- 8 vs. Ball State ..... 9-26-10
- 8 vs. Arizona ..... 9-19-09
- 9 at Purdue ..... 9-27-14
- 9 vs. Western Michigan ..... 9-21-13
- 9 vs. Georgia Tech ..... 1-5-10
- 9 vs. Penn State ..... 10-25-03

**MOST RUSHING ATTEMPTS**

- 60 at Iowa State ..... 9-14-13
- 60 vs. Kent State ..... 9-4-04
- 59 vs. North Texas ..... 9-16-17
- 59 vs. Northwestern ..... 11-10-01
- 58 vs. Western Michigan ..... 9-21-13
- 58 vs. Missouri State ..... 9-7-13
- 56 vs. Minnesota ..... 11-16-02
- 55 at Illinois ..... 11-15-14
- 53 at Purdue ..... 10-15-16
- 53 vs. Minnesota ..... 11-17-01
- 52 vs. Maryland** ..... **10-20-18**
- 52 at Purdue ..... 11-9-13

**FEWEST RUSHING ATT., OPPONENT**

- 17 by North Texas ..... 9-16-17
- 17 by Miami (Ohio) ..... 9-7-02
- 19 by Kent State ..... 9-4-05
- 20 by Western Michigan ..... 9-21-13
- 20 by Michigan State ..... 10-30-10
- 20 by Michigan ..... 10-26-02
- 20 by Utah State ..... 9-21-02
- 20 by Texas Tech ..... 11-29-01

**MOST RUSHING YARDS**

- 376 vs. Akron ..... 8-31-02
- 365 at Purdue ..... 10-15-16
- 365 vs. Minnesota ..... 11-16-02
- 318 at Purdue ..... 11-9-13
- 313 at Nebraska ..... 11-24-17
- 304 at Illinois ..... 11-15-14
- 301 vs. Illinois ..... 10-1-05
- 300 vs. Utah State ..... 9-21-02
- 298 vs. Missouri State ..... 9-7-13
- 294 at Northwestern ..... 10-17-15

**FEWEST RUSHING YARDS ALLOWED**

- 13 vs. Kent State ..... 9-4-04
- 6 vs. Northern Iowa** ..... **9-15-18**
- 7 at Minnesota ..... 11-22-08
- 10 vs. Montana ..... 9-2-06
- 14 vs. Miami (Ohio) ..... 9-7-02
- 19 vs. Iowa State** ..... **9-8-18**
- 19 vs. Wisconsin ..... 10-12-05

**MOST PASSES ATTEMPTED**

- 61 vs. Indiana ..... 10-23-99
- 56 at Maryland ..... 10-18-14
- 55 vs. Ball State ..... 9-6-14
- 55 vs. Florida ..... 1-1-06
- 50 at Penn State** ..... **10-27-18**
- 51 vs. Minnesota ..... 11-20-99
- 48 vs. Pittsburgh ..... 9-17-11
- 47 vs. Michigan State ..... 11-12-11
- 46 vs. Michigan State ..... 10-5-13
- 46 vs. Purdue ..... 11-6-04

**MOST PASSES COMPLETED**

- 36 vs. Indiana ..... 9-30-99
- 35 vs. Ball State ..... 9-6-14
- 32 at Maryland ..... 10-18-14
- 32 vs. Florida ..... 1-1-06
- 31 vs. Northern Iowa ..... 8-30-14
- 31 vs. Pittsburgh ..... 9-17-11
- 30 vs. Indiana ..... 9-30-00
- 29 vs. Ohio State ..... 10-30-99
- 28 vs. Minnesota ..... 11-20-99

**FEWEST PASSES ATT., OPPONENT**

- 9 by Georgia Tech ..... 1-5-10
- 10 by Northwestern ..... 10-27-12
- 13 by Nebraska ..... 9-23-00
- 13 by Iowa State ..... 9-11-99
- 14 by Wisconsin ..... 11-22-14
- 14 by Minnesota ..... 11-8-14
- 14 by Northwestern ..... 10-26-13
- 14 by Nebraska ..... 11-23-12
- 15 by Nebraska ..... 9-4-99
- 16 by Maryland** ..... **10-20-18**
- 16 by Northern Illinois ..... 9-1-12
- 16 by Wisconsin ..... 11-13-99

**FEWEST PASSES COMP., OPPONENT**

- 2 by Georgia Tech ..... 1-5-10
- 6 by Maryland** ..... **10-20-18**
- 6 by Northern Illinois ..... 9-1-12
- 6 by Iowa State ..... 9-11-99
- 7 by LSU ..... 1-1-14
- 7 by Indiana ..... 10-11-14
- 7 by Northwestern ..... 10-27-12
- 7 by Syracuse ..... 9-8-07
- 7 by Buffalo ..... 9-6-03
- 8 by Nebraska ..... 11-23-12
- 8 by Ball State ..... 9-26-10
- 9 by Minnesota ..... 10-28-17
- 9 by Northwestern ..... 11-1-14
- 9 by Maine ..... 8-30-08
- 9 by Penn State ..... 11-13-04

9 by Minnesota ..... 10-23-04

**MOST PASSING YARDS**

- 426 vs. Indiana ..... 10-23-99
- 399 vs. Pittsburgh ..... 9-17-11
- 380 vs. Indiana ..... 9-30-00
- 377 vs. Minnesota ..... 11-19-05
- 364 at Minnesota ..... 11-18-06
- 357 vs. Purdue ..... 10-8-05

**FEWEST PASSING YARDS ALLOWED**

- 12 vs. Georgia Tech ..... 1-5-10
- 47 vs. Maryland** ..... **10-20-18**
- 54 vs. Northern Illinois ..... 9-1-12
- 56 vs. Ball State ..... 9-26-10
- 58 vs. Buffalo ..... 9-6-03
- 63 vs. Nebraska ..... 11-23-12
- 72 at Purdue ..... 9-27-14
- 73 vs. Minnesota ..... 11-20-04
- 74 vs. Maryland ..... 10-31-15
- 75 vs. Northwestern ..... 11-1-14
- 79 vs. Syracuse ..... 9-8-07

**MOST TOTAL OFFENSE**

- 613 vs. Minnesota ..... 11-19-05
- 602 vs. Northwestern ..... 11-10-01
- 593 vs. Akron ..... 8-31-02
- 587 at Illinois ..... 11-14-14
- 562 vs. Ball State ..... 9-26-10
- 552 vs. Indiana ..... 10-23-99
- 546 at Minnesota ..... 11-18-06
- 545 vs. Northern Iowa** ..... **9-15-18**

**FEWEST TOTAL YARDS ALLOWED**

- 103 vs. Syracuse ..... 9-8-07
- 110 vs. Kent State ..... 9-4-04
- 112 vs. Ball State ..... 9-26-10
- 115 vs. Maryland** ..... **10-20-18**
- 134 at Minnesota ..... 11-22-08
- 144 vs. Montana ..... 9-2-06
- 144 vs. Ball State ..... 9-3-05

**PUNTING AVERAGE (MIN. OF 4)**

- 53.0 at Northwestern ..... 10-21-17
- 51.5 vs. Western Michigan ..... 9-9-00
- 51.0 vs. Arizona ..... 9-19-09
- 50.2 vs. Penn State ..... 11-4-00
- 50.0 vs. Wisconsin ..... 11-13-99
- 49.2 vs. LSU ..... 1-1-05
- 49.0 vs. Miami (Ohio) ..... 9-7-02

**MOST TIME OF POSSESSION**

- 41:53 vs. Kent State ..... 9-4-04
- 40:55 vs. Maryland** ..... **10-20-18**
- 40:45 vs. North Texas ..... 9-16-17
- 38:42 vs. Northern Illinois ..... 9-1-12
- 38:27 vs. Michigan ..... 10-26-02
- 38:18 vs. Missouri State ..... 9-7-13
- 38:07 at Indiana ..... 10-11-08
- 38:03 at Iowa State ..... 9-14-13
- 37:56 vs. Arizona ..... 9-19-09
- 37:37 at Minnesota ..... 11-22-08
- 37:36 vs. Nebraska ..... 11-28-14

Bold denotes 2018





# IOWA FOOTBALL

30 Bowl Games 11 Big Ten Championships 25 Consensus All-Americans 14 CFB Hall of Fame Inductees

## Iowa 33, Northern Illinois 7

Sept. 1, 2018, Kinnick Stadium -- Iowa City, Iowa

Northern Illinois	0	0	0	7	--	7
Iowa	0	3	14	16	--	33

### GAME RECAP

Iowa scored the game's first 33 points en route to a 33-7 season opening victory over Northern Illinois inside Kinnick Stadium. The win was a historic one for Kirk Ferentz as the head coach, as he surpassed Hayden Fry as the program's all-time winningest coach with 144 career wins.

The Hawkeyes, leading 3-0 at halftime, broke the game open in the second half, scoring touchdowns on four of their six drives while also registering a defensive safety in the fourth quarter.

Three of Iowa's four touchdowns came on the ground, while QB Nate Stanley connected with TE Noah Fant for a 1-yard score for the game's first touchdown midway through the third quarter. Running backs Ivory Kelly-Martin (two yards) and Toren Young (six yards), and QB Peyton Mansell (one yard) accounted for Iowa's rushing touchdowns.

Young (84 yards), Kelly-Martin (62 yards), and Mekhi Sargent (40 yards) combined for 186 rushing yards. Stanley and Mansell combined to complete 13-of-25 passes for 143 yards, with eight of the 13 targets (104 yards) going to tight ends. T.J. Hockenson caught a team-best four balls for 64 yards, Fant had three receptions for 10 yards, while Nate Wieting had one catch for 30 yards.

Iowa's defense amassed eight tackles for loss, including five sacks, and two takeaways (one interception and one fumble recovery). Defensive end Parker Hesse equaled a career best with two sacks. All three Iowa linebackers started their first game, with each registering career bests in tackles: Kristian Welch (11), Amani Jones (6), and Nick Niemann (4). The Hawkeyes limited the Huskies to 65 second-half yards, with 64 of the yards gained coming on NIU's final drive of the game.

On special teams, punter Colten Rastetter averaged 53.8 yards on four punts, including a personal-best 69-yard punt, and Miguel Recinos made all four PAT's and his only field goal attempt (33 yards).

Iowa started an all-Iowa native offensive and defensive line (nine players), marking the first time under Ferentz that four Iowa natives started on the defensive line and the first time since 2016 (week 3) that five Iowa natives started on the offensive line.

### SCORING SUMMARY

#### Second Quarter

IA -- Miguel Recinos, 33-yard field goal

#### Third Quarter

IA -- Noah Fant, 1-yard pass from Nate Stanley (Recinos)

IA -- Ivory Kelly-Martin, 2-yard run (Recinos)

#### Fourth Quarter

IA -- Toren Young, 6-yard run (Recinos)

IA -- Team safety

IA -- Peyton Mansell, 1-yard run (Recinos)

NIU -- Jauan Wesley, 10-yard pass from Marcus Childers (Gantz kick)

Attendance: 68,075

NIU	TEAM STATS	IOWA
15	First Downs	18
36-101	Rushes-Yards	48-209
110	Passing Yards	143
15-26-1	Com-Att-Int	13-25-1
62-211	Total Offense	73-352
6-47.2	Punts-Avg.	5-43.0
2-1	Fumbles-Lost	1-0
7-65	Penalties-Yards	8-66
25:15	Possession Time	34:45

### INDIVIDUAL LEADERS

#### RUSHING:

IOWA: Young 8-84; Kelly-Martin 16-62

NIU: Nettles 13-74; Harbison 6-41

#### PASSING:

IOWA: Stanley 11-23-108, 1 TD, 1 INT

NIU: Childers 14-25-105, 1 TD, 1 INT

#### RECEIVING:

IOWA: Hockenson 4-64; Smith-Marsette 3-28

NIU: Brown 5-38; Wesley 4-43

#### TACKLES:

IOWA: Welch 11; Jones 6; Hooker 5; Hockaday 5; Gervase 5

NIU: Pugh 9; Williams 8; Jones-Davis 7; Foster 6; Leroy 6





# IOWA FOOTBALL

30 Bowl Games 11 Big Ten Championships 25 Consensus All-Americans 14 CFB Hall of Fame Inductees

## Iowa 13, Iowa State 3

Sept. 8, 2018, Kinnick Stadium, Iowa City, Iowa

Iowa State	3	0	0	0	--	3
Iowa	0	3	3	7	--	13

### GAME RECAP

Iowa retained possession of the Cy-Hawk Trophy as a result of a 13-3 win over Iowa State at a sold out Kinnick Stadium. The victory was the Hawkeyes' fourth straight in the series, their longest streak over their in-state rivals since winning 15 in a row from 1983-87.

After allowing a field goal on Iowa State's opening drive, Iowa's defense yielded only 122 total yards and no points on the Cyclones' remaining 10 possessions.

Iowa placekicker Miguel Recinos connected on field goals of 31 and 48 yards in the second and third quarters, respectively, to give the Hawkeyes a narrow 6-3 margin going into the fourth quarter. The 48-yard kick matched a career long for Recinos.

In the Hawkeyes' first possession of the fourth quarter, Iowa QB Nate Stanley threw a strike to WR Brandon Smith for 30 yards to the Iowa State 2-yard line, which led to a Mekhi Sargent 2-yard touchdown on the next play. It was the game's only touchdown. The scoring drive covered 83 yards in 13 plays, with Iowa converting three third downs on the touchdown drive.

Iowa allowed only 19 rushing yards on 25 attempts, which ties for the fifth fewest single-game total allowed in the Kirk Ferentz era. Iowa State's 188 total yards are its fewest in 52 games, since totaling 174 yards versus Baylor in 2013. Iowa's defense totaled four sacks, forced and recovered a fumble, and forced five three-and-outs.

Five Hawkeyes recorded career bests in tackles: DB Matt Hankins (8), LB Jack Hockaday (8), LB Nick Niemann (7), LB Djimon Colbert (5), and DE A.J. Epenesa (5). Two of Epenesa's tackles were sacks. He also forced a fumble and had one pass breakup. Epenesa's efforts earned the sophomore Big Ten co-Defensive Player of the Week accolades.

Stanley finished the contest completing 16-of-28 passes for 166 yards. RB Toren Young amassed a game-high 68 yards on a career-high 21 carries. TE T.J. Hockenson caught a game and career-best six passes for 33 yards.

Iowa State has managed just six points in its last two trips to Kinnick Stadium (one field goal in 2016 and one field goal in 2018).

### SCORING SUMMARY

#### First Quarter

ISU -- Connor Assalley, 23-yard field goal

#### Second Quarter

IA -- Miguel Recinos, 31-yard field goal

#### Third Quarter

IA -- Miguel Recinos, 48-yard field goal

IA -- Mekhi Sargent, 2-yard run (Recinos kick)

Attendance: 69,250

ISU	TEAM STATS	IOWA
11	First Downs	14
5-19	Rushes-Yards	36-105
69	Passing Yards	166
27-41-0	Com-Att-Int	16-28-0
56-188	Total Offense	64-271
8-36.6	Punts-Avg.	5-38.8
1-1	Fumbles-Lost	0-0
7-65	Penalties-Yards	6-55
28:25	Possession Time	31:35

### INDIVIDUAL LEADERS

#### RUSHING:

ISU: Montgomery 17-44; Croney 3-3

IOWA: Young 21-68; Sargent 11-25

#### PASSING:

ISU: Kempt 15-21-126, 0 TD, 0 INT; Noland 4-10-43, 0 TD, 0 INT

IOWA: Stanley 16-28-166, 0 TD, 0 INT

#### RECEIVING:

ISU: Butler 3-35; Milton 3-31; Allen 3-18; Eaton 3-18

IOWA: Hockenon 6-33; Fant 4-31; Smith-Marsette 1-45

#### TACKLES:

ISU: Rose 11; Harvey 9; Spears 7; Payne 7

IOWA: Hankins 8; Hockaday 8; Hooker 7; Niemann 7





# IOWA FOOTBALL

30 Bowl Games 11 Big Ten Championships 25 Consensus All-Americans 14 CFB Hall of Fame Inductees

## Iowa 38, Northern Iowa 14

Sept. 15, 2018, Kinnick Stadium, Iowa City, Iowa

Northern Iowa	0	0	0	14	--	14
Iowa	7	14	17	0	--	38

### GAME RECAP

Iowa scored the game's first 38 points and cruised to a 38-14 victory over Northern Iowa in Kinnick Stadium. The Hawkeyes improved to 3-0 for the eighth time under Kirk Ferentz, including the third time in four years.

Iowa's offense totaled 545 yards while its defense held the Panthers to 228, including six yards rushing.

TE Noah Fant's 5-yard touchdown catch in the first quarter was the 14th of his career. He has more touchdown receptions than any other Hawkeye tight end in program history.

RB Mekhi Sargent scored two second-quarter touchdowns, scoring on two and 10-yard runs to give Iowa a 21-0 advantage at halftime.

The Hawkeyes posted 17 points in the third period on their first three possessions. Miguel Recinos converted a 42-yard field goal to become the 40th Hawkeye to score 100 or more points in a career. WR Nick Easley caught a 14-yard pass from QB Nate Stanley and RB Toren Young crossed the goal line on a 15-yard run.

Sargent and Young combined for 154 yards and two touchdowns on the ground. Easley led the Hawkeye receiving corps, hauling in 10 catches for 103 yards. Fant had five receptions for 99 yards. Easley's 10 receptions are the most by a Hawkeye since WR Kennan Davis had 10 catches for 129 yards and a touchdown against Pitt in 2011. Stanley finished the contest completing 23-of-28 passes for 309 yards and two touchdowns, marking the second time in his career that the junior signal caller has topped 300 yards passing.

The six rushing yards allowed are the second fewest by a Hawkeye defense in the Ferentz era. Iowa's defense collected three sacks, two takeaways (one interception, one fumble). The Hawkeyes held the Panthers to 20 yards on 20 plays in the first half and did not allow Northern Iowa into Iowa territory until 5:53 of the third quarter. LB Kristian Welch led the Iowa defense with eight tackles and a fumble recovery. Michael Ojemudia recorded his first career interception.

Northern Iowa scored two passing touchdowns in the fourth quarter. Its first score with 11:12 remaining was the first touchdown allowed by Iowa's defense in 111:00 of game time, dating back to the season opener against Northern Illinois.

The win was Iowa's 17th straight over Northern Iowa.

### SCORING SUMMARY

#### First Quarter

IA -- Noah Fant, 5-yard pass from Nate Stanley (Recinos kick)

#### Second Quarter

IA -- Mekhi Sargent, 2-yard run (Recinos kick)

IA -- Mekhi Sargent, 10-yard run (Recinos kick)

#### Third Quarter

IA -- Miguel Recinos, 42-yard field goal

IA -- Nick Easley, 14-yard pass from Nate Stanley (Recinos kick)

IA -- Toren Young, 15-yard run (Recinos kick)

#### Fourth Quarter

UNI -- Briley Moore, 4-yard pass from Eli Dunne (Errthum kick)

UNI -- Elias Nissen, 5-yard pass from Eli Dunne (Errthum kick)

Attendance: 69,250

UNI	TEAM STATS	IOWA
14	First Downs	27
21-6	Rushes-Yards	50-207
222	Passing Yards	338
21-38-1	Com-Att-Int	25-31-2
59-228	Total Offense	81-545
5-41.2	Punts-Avg.	2-35.0
2-1	Fumbles-Lost	1-0
3-35	Penalties-Yards	10-88
23:26	Possession Time	36:34

### INDIVIDUAL LEADERS

#### RUSHING:

UNI: Allen 13-27; Weymiller 2-5

IOWA: Young 14-82; Sargent 15-72

#### PASSING:

UNI: Dunne 18-28-200, 2 TD, 0 INT; Howell 3-10-22, 0 TD, 1 INT

IOWA: Stanley 23-28-309, 2 TD, 1 INT; Mansell 2-3-29, 0 TD, 1 INT

#### RECEIVING:

UNI: Moore 5-32; James 4-34; Allen 4-34

IOWA: Easley 10-103; Fant 5-99; Smith 2-24

#### TACKLES:

UNI: Kolarevic 15; Allen 10; Korby 10; Ferch 10

IOWA: Welch 8; Hankins 6; Hockaday 6







# IOWA FOOTBALL

30 Bowl Games 11 Big Ten Championships 25 Consensus All-Americans 14 CFB Hall of Fame Inductees

## #18/16 Wisconsin 28, Iowa 17

Sept. 22, 2018, Kinnick Stadium, Iowa City, Iowa

Wisconsin	0	7	7	14	--	28
Iowa	0	7	10	0	--	17

### GAME RECAP

Nationally-ranked Wisconsin scored two fourth-quarter touchdowns to rally past Iowa in the Big Ten opener, 28-17, inside a sold out Kinnick Stadium to retain possession of the Heartland Trophy.

Each team scored a touchdown in the first half. After a Wisconsin touchdown early in the second quarter, Iowa answered with a TE Noah Fant 20-yard touchdown catch, his first of two scores on the night. The Wisconsin score marked the first time in the first four games of the season that Iowa's defense surrendered a first-half touchdown.

K Miguel Recinos converted a 24-yard field goal to give the Hawkeyes a 10-7 advantage with 10:12 remaining in the third quarter. The two teams then traded touchdowns later in the third period. Alex Hornibrook completed a 12-yard TD pass to Danny Davis with 5:12 left in the third quarter, one of three touchdown passes for the Wisconsin quarterback. Fant caught his second touchdown on a 1-yard pass from QB Nate Stanley to give Iowa a narrow 17-14 lead heading into the fourth quarter.

WR A.J. Taylor caught a 17-yard touchdown pass and FB Alec Ingold scored on a 33-yard run in the fourth quarter to seal the win for the Badgers.

Wisconsin capitalized on three Iowa turnovers (two fumbles, one interception), scoring 14 points off Hawkeye miscues.

RB Ivory Kelly-Martin returned to action after missing the previous two games due to injury. He led the Hawkeye running attack, carrying the ball 14 times for 72 yards.

Iowa tight ends combined for six catches and 154 yards receiving. T.J. Hockenson had three receptions for a career-best 125 yards, while Fant had 29 yards receiving and two touchdowns on three catches. Fant now has 16 career touchdowns and four multi-touchdown games.

Stanley completed 14-of-23 passes for 256 yards, two touchdowns, and one interception.

Defensively, safety Amani Hooker had a game-high 11 tackles. LB Nick Niemann (10), LB Jack Hockaday (9), and DE Anthony Nelson (7) had personal bests in tackles.

### SCORING SUMMARY

#### Second Quarter

WIS -- Jake Ferguson, 6-yard pass from Alex Hornibrook (Gaglianone kick)  
IA -- Noah Fant, 20-yard pass from Nate Stanley (Recinos kick)

#### Third Quarter

IA -- Miguel Recinos, 24-yard field goal  
WIS -- Danny Davis, 12-yard pass from Alex Hornibrook (Gaglianone kick)  
IA -- Noah Fant, 1-yard pass from Nate Stanley (Recinos kick)

#### Fourth Quarter

WIS -- A.J. Taylor, 17-yard pass from Alex Hornibrook (Gaglianone kick)  
WIS -- Alec Ingold, 33-yard run (Gaglianone kick)

Attendance: 69,250

WIS	TEAM STATS	IOWA
19	First Downs	19
44-210	Rushes-Yards	31-148
205	Passing Yards	256
17-22-0	Com-Att-Int	14-23-1
66-415	Total Offense	54-404
7-37.1	Punts-Avg.	3-38.0
0-0	Fumbles-Lost	2-2
8-68	Penalties-Yards	1-5
35:13	Possession Time	24:47

### INDIVIDUAL LEADERS

#### RUSHING:

WIS: Taylor 25-113; Deal 6-42; Ingold 2-37  
IOWA: Kelly-Martin 14-72; Young 6-34

#### PASSING:

WIS: Hornibrook 17-22-205, 3 TD, 0 INT  
IOWA: Stanley 14-23-256, 2 TD, 1 INT

#### RECEIVING:

WIS: Ferguson 4-58; Taylor 3-44; Pryor 3-33  
IOWA: Hockenson 3-125; Smith-Marsette 3-58; Fant 3-29

#### TACKLES:

WIS: Connolly 6; Dixon 6; Edwards 5  
IOWA: Hooker 11; Niemann 10; Hockaday 9; Gervase 8





# IOWA FOOTBALL

30 Bowl Games 11 Big Ten Championships 25 Consensus All-Americans 14 CFB Hall of Fame Inductees

Iowa 48, Minnesota 31

Oct. 6, 2018, TCF Bank Stadium, Minneapolis, Minnesota

Iowa	14	14	10	10	--	48
Minnesota	7	10	7	7	--	31

## GAME RECAP

Iowa scored 10 points or more in each quarter in a convincing 48-31 win over Minnesota at TCF Bank Stadium in Minneapolis to retain possession of Floyd of Rosedale.

The Hawkeyes scored touchdowns on their first two possessions of the game. QB Nate Stanley completed touchdown strikes to TE T.J. Hockenson (3 yards) and WR Ihmir Smith-Marsette (60 yards). The 60-yard completion is a career long for Smith-Marsette.

Minnesota's Rashod Bateman caught the first of two touchdowns in the game late in the first quarter to trim Iowa's lead to 14-7.

Iowa added two more touchdowns in the second period on a Hockenson 4-yard rush on a fake field goal formation on fourth down and a WR Nick Easley 21-yard reception. The Golden Gophers tallied a field goal and one of three touchdown passes from QB Zack Annexstad to make the score 28-17 at halftime.

K Miguel Recinos connected on field goals of 20 and 40 yards in the second half, while TE Noah Fant (5-yard catch) and RB Mekhi Sargent (2-yard run) became the fourth and fifth different Hawkeyes to score touchdowns. Recinos finished the game with 12 points.

Stanley completed 23-of-39 passes for a season-high 314 yards and four touchdowns, marking the third time in his career that the junior topped 300 yards passing in a game.

RB Ivory Kelly-Martin (47 yards) and Sargent (33 yards, 1 TD) combined for 80 yards rushing and one touchdown. Easley led the Hawkeye receiving corps with six catches for 52 yards and one touchdown, while WR Brandon Smith set career highs in receptions (5) and receiving yards (68).

Iowa's secondary intercepted Minnesota quarterbacks four times, including three times by a pair of true freshmen cornerbacks earning the first starts of the careers. CB Riley Moss returned two thefts 36 yards and had a career-best five tackles. His efforts earned him Big Ten Freshman of the Week accolades. CB Julius Brents had one theft and three tackles. Iowa's fourth interception was by sophomore safety Geno Stone.

As a unit, Iowa amassed seven tackles for loss, including five sacks. DE Anthony Nelson was named Big Ten Defensive Player of the Week after matching a personal best with three sacks, all coming in the first half. LB Amani Jones, who led the team with nine tackles, and DE Chauncey Golston registered the other two sacks for the Hawkeyes.

## SCORING SUMMARY

### First Quarter

IA -- T.J. Hockenson, 3-yard pass from Nate Stanley (Recinos kick)  
 IA -- Ihmir Smith-Marsette, 3-yard pass from Nate Stanley (Recinos kick)  
 MINN -- Rashod Bateman, 3-yard pass from Zack Annexstad (Carpenter kick)

### Second Quarter

IA -- T.J. Hockenson, 4-yard run (Recinos kick)  
 MINN -- Emmit Carpenter, 49-yard field goal  
 IA -- Nick Easley, 21-yard pass from Nate Stanley (Recinos kick)  
 MINN -- Tyler Johnson, 6-yard pass from Zack Annexstad (Carpenter kick)

### Third Quarter

IA -- Miguel Recinos, 40-yard field goal  
 MINN -- Seth Green, 1-yard run (Carpenter kick)  
 IA -- Noah Fant, 5-yard pass from Nate Stanley (Recinos kick)

### Fourth Quarter

IA -- Miguel Recinos, 20-yard field goal  
 MINN -- Rashod Bateman, 7-yard pass from Zack Annexstad (Carpenter kick)  
 IA -- Mekhi Sargent, 2-yard run (Recinos kick)

Attendance: 48,199

IOWA	TEAM STATS	MINN
18	First Downs	20
40-106	Rushes-Yards	31-86
314	Passing Yards	234
23-39-1	Com-Att-Int	18-36-4
79-420	Total Offense	67-320
4-41.5	Punts-Avg.	4-37.8
1-1	Fumbles-Lost	0-0
5-45	Penalties-Yards	2-10
33:17	Possession Time	26:43

## INDIVIDUAL LEADERS

### RUSHING:

IOWA: Kelly-Martin 20-47; Sargent 9-33  
 MINN: Ibrahim 13-62; Williams 5-28

### PASSING:

IOWA: Stanley 23-39-314, 4 TD, 1 INT  
 MINN: Annexstad 17-33-218, 3 TD, 3 INT; Green 1-2-16, 0 TD, 1 INT

### RECEIVING:

IOWA: Easley 6-52; Smith 5-68; Fant 4-27; Smith-Marsette 3-78  
 MINN: Bateman 7-65; Johnson 6-107; Autman-Bell 3-61

### TACKLES:

IOWA: Jones 9; Colbert 8; Gervase 6  
 MINN: Huff 11; Barber 10; Cashman 7





# IOWA FOOTBALL

30 Bowl Games 11 Big Ten Championships 25 Consensus All-Americans 14 CFB Hall of Fame Inductees

Iowa 42, Indiana 16

Oct. 13, 2018, Memorial Stadium, Bloomington, Indiana

Iowa	14	7	14	7	--	42
Indiana	3	7	6	0	--	16

## GAME RECAP

Iowa QB Nate Stanley threw a career-best six touchdowns in a 42-16 win over Indiana at Memorial Stadium. Iowa's 42 points are the most scored in a game at Bloomington since a 45-9 win in 2008.

The six touchdown passes, three each half, tie Chuck Long for the second most in Iowa single-game history. Stanley, who finished the game completing 21-of-32 passes for 320 yards, completed touchdown passes to five different receivers, marking the second time in school history five different players had a receiving touchdown (1984 Freedom Bowl). Stanley, who was named the Walter Camp Football Foundation national Offensive Player of the Week and co-Big Ten Offensive Player of the Week, is the second Hawkeye quarterback to throw for five or more touchdowns in three career games (Long).

Tight ends T.J. Hockenson (nine yards) and Noah Fant (28 yards) caught first-quarter touchdowns, while WR Nick Easley (12 yards) caught a second-quarter touchdown from Stanley to give the Hawkeyes a 21-10 advantage at halftime.

It was more of the same in the second half with RB Toren Young (11 yards) and Hockenson (54 yards) registering touchdown receptions in the third period. FB Austin Kelly scored his first career touchdown on a 4-yard catch in the fourth quarter.

Iowa had two 100-yard receivers (Hockenson 4-107; Fant 4-102) for the first time since 2011 versus Pittsburgh (Keenan Davis 10-129; M. McNutt 8-112).

In addition to catching his first career touchdown, Young rushed for a game and career-best 96 yards on 19 carries.

Iowa's defense held Indiana to 67 rushing yards, its second-lowest total of the season. Iowa has held four of its six opponents to fewer than 100 yards rushing. The Hawkeyes amassed six tackles for loss, including two sacks.

FS Jake Gervase had a team-high eight tackles, matching his career high. He also had an interception, his first of the season and fifth of his career. DE Parker Hesse totaled seven tackles, including a team-best two for loss. Sophomore Geno Stone added his second interception in two weeks to go with a forced fumble and five solo tackles.

Iowa has won five of its first six games for the eighth time in Kirk Ferentz's 20 seasons.

## SCORING SUMMARY

### First Quarter

IA – T.J. Hockenson, 9-yard pass from Nate Stanley (Recinos kick)  
IA – Noah Fant, 28-yard pass from Nate Stanley (Recinos kick)

### Second Quarter

IND – Ty Fryfogle, 33-yard pass from Peyton Ramsey (Justus kick)  
IA – Nick Easley, 12-yard pass from Nate Stanley (Recinos kick)

### Third Quarter

IA – Toren Young, 11-yard pass from Nate Stanley (Recinos kick)  
IA – T.J. Hockenson, 54-yard pass from Nate Stanley (Recinos kick)  
IND – Peyton Ramsey, 12-yard run (2-point conversion failed)

### Fourth Quarter

IA – Austin Kelly, 4-yard pass from Nate Stanley (Recinos kick)

Attendance: 40,512

IOWA	TEAM STATS	IND
26	First Downs	22
32-159	Rushes-Yards	25-67
320	Passing Yards	263
21-33-1	Com-Att-Int	31-42-2
65-479	Total Offense	67-330
2-44.5	Punts-Avg.	4-44.2
0-0	Fumbles-Lost	1-0
11-110	Penalties-Yards	10-99
33:10	Possession Time	26:50

## INDIVIDUAL LEADERS

### RUSHING:

IOWA: Young 19-96; Sargent 10-59  
IND: Scott 8-29; Walker Jr. 4-19

### PASSING:

IOWA: Stanley 21-32-320, 4 TD, 1 INT  
IND: Ramsey 31-42-263, 1 TD, 2 INT

### RECEIVING:

IOWA: Hockenson 4-107; Fant 4-102; Easley 4-28  
IND: Taylor 6-28; Hale 5-51; Timian 5-35; Fryfogle 4-71

### TACKLES:

IOWA: Gervase 8; Welch 8; Hesse 7  
IND: Wills Jr. 6; Ball 6; Johnson 5; Burgess 5





# IOWA FOOTBALL

30 Bowl Games 11 Big Ten Championships 25 Consensus All-Americans 14 CFB Hall of Fame Inductees

## #19/22 Iowa 23, Maryland 0

Oct. 20, 2018, Kinnick Stadium, Iowa City, Iowa

Maryland	0	0	0	0	--	0
Iowa	3	10	10	0	--	23

### GAME RECAP

Iowa shutout Maryland, 23-0, on Homecoming on a blustery day at Kinnick Stadium to earn its sixth victory of the year and become bowl eligible. The Hawkeyes registered their first shutout since 2016 (Illinois). Maryland is the fourth opponent Iowa has held to a season low in points (Iowa State, Northern Iowa, Indiana, and Maryland).

All four of Iowa's offensive scoring drives were 10 plays or more, while Iowa's final score was on a fumble recovery in the end zone.

Miguel Recinos scored the game's first six points with field goals of 23 and 25 yards in the first and second quarter, respectively. WR Brandon Smith scored the game's only offensive touchdown – the first of his career – on a 10-yard pass from QB Nate Stanley with eight seconds remaining in the half.

Recinos kicked a third field goal (36 yards) and DE Anthony Nelson recovered the first fumble of his career in the end zone. The fumble recovery in the end zone marked the 11th straight season the Hawkeyes tallied at least one defensive score.

The Hawkeyes dominated the entire game, maintaining the ball on offense for 40:55, which is the second highest time of possession in the Kirk Ferentz era. Maryland ran 39 plays, which is the fewest by an opponent in the Ferentz era. The Hawkeyes held the Terrapins to 115 yards of total offense, the fewest ever allowed to a Big Ten opponent and the fourth fewest all-time in the Ferentz era.

With strong wind gusts throughout the game, Iowa's offense kept the ball on the ground, rushing for a season-high 224 yards. RB Ivory Kelly-Martin posted career bests in attempts (24) and rushing yards (98). RB Mekhi Sargent carried the ball 10 times for 54 yards.

Stanley completed 11-of-22 passes for 86 yards with a touchdown and one interception. Iowa's tight ends combined for six catches for 44 yards (T.J. Hockenson 3-30; Noah Fant 3-14).

For the first time in 12 seasons, Iowa was not flagged for a penalty. The last time Iowa played a contest without being penalized was versus Ohio State on Sept. 30, 2006.

Three defensive linemen accounted for Iowa's five tackles for loss: Parker Hesse (2), A.J. Epenesa (2), and Chauncey Golston. Amani Hooker, making his third consecutive start at outside linebacker, intercepted his second pass of the season.

### SCORING SUMMARY

#### First Quarter

IA -- Miguel Recinos, 23-yard field goal

#### Second Quarter

IA -- Miguel Recinos, 25-yard field goal

IA -- Brandon Smith, 12-yard pass from Nate Stanley (Recinos kick)

#### Third Quarter

IA -- Miguel Recinos, 36-yard field goal

IA -- Anthony Nelson, fumble recovery in end zone (Recinos kick)

Attendance: 69,250

MD	TEAM STATS	IOWA
7	First Downs	22
23-68	Rushes-Yards	52-224
47	Passing Yards	86
6-16-1	Com-Att-Int	11-24-1
39-115	Total Offense	76-310
6-34.7	Punts-Avg.	2-46.5
2-1	Fumbles-Lost	0-0
6-46	Penalties-Yards	0-0
19:05	Possession Time	40:55

### INDIVIDUAL LEADERS

#### RUSHING:

MD: Leake; McFarland 6-15; Johnson 4-15

IOWA: Kelly-Martin 24-98; Sargent 10-54

#### PASSING:

MD: Hill 6-15-47, 0 TD, 1 INT; Pigrome 0-1-0, 0 TD, 0 INT

IOWA: Stanley 11-22-86; 1 TD, 1 INT

#### RECEIVING:

MD: Johnson 2-2; Jones 1-17; Davenport 1-12

IOWA: Hockenson 3-30; Fant 3-14; Easley 2-27

#### TACKLES:

MD: Watson 15; Davies 14; Mclean 7; Aniebonam 7; Cowart 7

IOWA: Gervase 6; Welch 5; Hesse 5





# IOWA FOOTBALL

30 Bowl Games 11 Big Ten Championships 25 Consensus All-Americans 14 CFB Hall of Fame Inductees

#17/16 Penn State 30, #18/18 Iowa 24

Oct. 27, 2018, Beaver Stadium, University Park, Pennsylvania

Iowa	12	5	0	7	--	24
Penn State	7	10	10	3	--	30

## GAME RECAP

No. 17 Penn State rallied from an early 12-0 deficit to upend the visiting No. 18 Iowa Hawkeyes, 30-24, on a cold and wet afternoon at Beaver Stadium. The loss was Iowa's fifth straight to the Nittany Lions.

The Hawkeyes jumped out to a 12-0 lead on three special teams plays -- a safety off a blocked punt, field goal, and a TD pass in fake field goal formation. The safety was scored after Dominique Dafney blocked a Penn State punt out of the end zone. After a Miguel Recinos' 27-yard field goal, punter Colten Rastetter connected with DT Sam Brinks -- his first career score -- for a 10-yard TD in fake field goal formation.

Leading 12-7 after the first period, the Hawkeyes registered their second safety of the first half when Penn State snapped the ball over the punter and out of the end zone. Iowa collected two defensive safeties in the same game for the first time in the Kirk Ferentz era and became the first team to accomplish the feat in a Big Ten game in 10 years (Wisconsin, 2008).

The Nittany Lions evened the score on a QB Tommy Stevens 3-yard run one play after QB Nate Stanley was intercepted inside Iowa territory. Both teams exchanged field goals later in the second quarter, including a career-long 49-yarder by Recinos. The score was tied, 17-17, at halftime.

The home team scored the only points of the third quarter on a QB Trace McSorley 51-yard run and a Jake Pinegar 49-yard field goal. Iowa closed to within 27-24 after safety Geno Stone returned an interception 24 yards for a TD with 10 minutes left in the fourth quarter. It marked the 11th straight season that Iowa returned an interception for a touchdown.

Pinegar kicked his third field goal of the game -- all over 40 yards -- to put the Nittany Lions in front, 30-24, with 8:24 left remaining in regulation. Later in the quarter, Iowa drove to the Penn State 3-yard line, however Penn State intercepted Stanley to prevent the go-ahead touchdown.

RB Mekhi Sargent rushed for a game-best 91 yards on 16 carries, both personal bests. TE Noah Fant caught five passes for 56 yards in the fourth quarter. Stanley completed 18-of-49 passes for 205 yards and had two interceptions.

Defensively, Iowa forced two turnovers (one fumble, one interception) and had five tackles for loss, including three sacks. LB Amani Hooker and DT Matt Nelson paced the Hawkeyes with six tackles each.

## SCORING SUMMARY

### First Quarter

IA -- Team safety  
 IA -- Miguel Recinos, 27-yard field goal  
 IA -- Sam Brinks, 10-yard pass from Colten Rastetter (Recinos kick)  
 PSU -- Pat Freiermuth, 18-yard pass from Tracy McSorley (Pinegar kick)

### Second Quarter

IA -- Team safety  
 PSU -- Tommy Stevens, 3-yard rush (Pinegar kick)  
 IA -- Miguel Recinos, 49-yard field goal  
 PSU -- Jake Pinegar, 45-yard field goal

### Third Quarter

PSU -- Trace McSorley, 51-yard rush (Pinegar kick)  
 PSU -- Jake Pinegar, 49-yard field goal

### Fourth Quarter

IA -- Geno Stone, 24-yard interception return (Recinos kick)  
 PSU -- Jake Pinegar, 44-yard field goal

Attendance: 105,244

IOWA	TEAM STATS	PSU
23	First Downs	16
8-135	Rushes-Yards	35-118
215	Passing Yards	194
19-50-2	Com-Att-Int	13-29-1
88-350	Total Offense	64-312
7-37.0	Punts-Avg.	6-34.8
3-0	Fumbles-Lost	1-1
6-25	Penalties-Yards	6-47
35:18	Possession Time	24:42

## INDIVIDUAL LEADERS

### RUSHING:

IOWA: Sargent 16-91; Young 7-18  
 PSU: McSorley 12-63; Sanders 17-62

### PASSING:

IOWA: Stanley 18-49-205, 0 TD, 2 INT  
 PSU: McSorley 11-25-167, 1 TD, 1 INT; Stevens 2-4, 0 TD, 0 INT

### RECEIVING:

IOWA: Fant 5-56; Smith 4-42; Easley 4-25  
 PSU: Hamier 5-96; Thompkins 5-59; Dotson 2-21

### TACKLES:

IOWA: Hooker 6; Matt Nelson 6  
 PSU: Gross-Matos 9; Parsons 7





# IOWA FOOTBALL

## 2018 Numerical Roster

No.	Name .....	Pos.	No.	Name .....	Pos.	No.	Name .....	Pos.
1	* Keith Duncan.....	PK	30	Henry Geil.....	RB	61	* Cole Banwart.....	OL
1	* Wes Dvorak.....	DB	31	*** Aaron Mends.....	LB	64	Kyler Schott.....	OL
2	Peyton Mansell.....	QB	32	Djimon Colbert.....	LB	65	Tyler Linderbaum.....	DL
2	Ryan Gersonde ^.....	P	33	Riley Moss.....	DB	66	** Levi Paulsen.....	OL
3	Trey Creamer.....	DB	34	** Kristian Welch ^.....	LB	66	Dalles Jacobus.....	DL
3	Tyrone Tracy, Jr.....	WR	35	Barrington Wade.....	LB	67	Levi Duwa.....	OL
4	* Nate Stanley ^.....	QB	36	** Brady Ross.....	FB	68	Landan Paulsen.....	OL
4	Josh Turner.....	DB	36	Mitch Riggs.....	LB	69	*** Keegan Render.....	OL
6	* Ihmir Smith-Marsette ^.....	WR	38	* T.J. Hockenson.....	TE	70	Kyle Sorensen.....	OL
7	* Colten Rastetter.....	P	38	Monte Pottebaum.....	LB	71	Mark Kallenberger.....	OL
7	Spencer Petras.....	QB	39	** Nate Wieting.....	TE	72	Coy Kirkpatrick.....	OL
8	* Matt Hankins ^.....	DB	39	John Carlson.....	LB	73	Cody Ince.....	OL
8	Kordell Stillmunkes.....	RB	40	*** Parker Hesse.....	DE	74	* Tristan Wirfs ^.....	OL
9	* Geno Stone ^.....	DB	40	Turner Pallissard.....	FB	74	Austin Schulte.....	DL
10	Mekhi Sargent.....	RB	41	Drew Thomas.....	WR	75	Jeff Jenkins.....	OL
11	** Michael Ojemudia.....	DB	41	Colton Dinsdale.....	LB	76	*** Dalton Ferguson.....	OL
11	Connor Kapisak.....	QB	42	* Shaun Beyer.....	TE	77	* Alaric Jackson.....	OL
12	Brandon Smith ^.....	WR	43	Dillon Doyle.....	LB	78	Trey Winters.....	OL
12	D.J. Johnson.....	DB	44	Seth Benson.....	LB	79	Jack Plumb.....	OL
13	Henry Marchese.....	WR	45	Ben Campos.....	LB	81	Ben Subbert.....	TE
13	Joe Evans.....	LB	45	Joe Ludwig.....	FB	82	Calvin Lockett.....	WR
14	Kyle Groeneweg.....	WR	46	** Austin Kelly.....	FB	83	Blair Brooks.....	WR
15	Dallas Craddieth.....	DB	46	Tommy Kujawa.....	TE	84	* Nick Easley.....	WR
16	Terry Roberts.....	DB	46	Logan Klemp.....	LB	84	Austin Spiewak.....	LS
17	** Devonte Young ^.....	DB	47	Nick Anderson.....	LB	85	* Nate Vejvoda.....	TE
17	Ryan Schmidt.....	QB	48	** Jack Hockaday ^.....	LB	86	Noah Feldman.....	TE
18	Drew Cook.....	TE	48	Bryce Schulte.....	TE	87	** Noah Fant ^.....	TE
18	John Milani.....	DB	49	* Nick Niemann.....	LB	89	Nico Ragaini.....	WR
19	Max Cooper ^.....	WR	50	Jackson Subbert.....	LS	90	*** Sam Brincks.....	DE
19	Mike Timm.....	LB	52	** Amani Jones ^.....	LB	91	** Miguel Recinos.....	K
20	Julius Brents.....	DB	53	** Garret Jansen.....	DL	91	* Brady Reiff.....	DL
21	* Ivory Kelly-Martin ^.....	RB	54	Matt Fagan.....	OL	92	John Waggoner.....	DL
22	Samson Evans.....	WR	54	Daviyon Nixon.....	DT	93	Brandon Simon.....	DE
23	* Dominique Dafney.....	WR	55	Luke Empen.....	OL	94	* A.J. Epenesa ^.....	DE
25	Jayden McDonald.....	LB	56	Brian Sadler.....	OL	94	Caleb Shudak.....	PK
26	Kaevon Merriweather.....	DB	57	Chauncey Golston.....	DL	95	** Cedrick Lattimore ^.....	DL
27	** Amani Hooker ^.....	DB	58	Jake Newborg.....	OL	96	*** Matt Nelson.....	DE
28	* Toren Young.....	RB	59	** Ross Reynolds.....	OL	97	Jack Kallenberger.....	DL
28	Jack Koerner.....	DB	59	Nathan Nelson.....	DE	98	** Anthony Nelson.....	DE
30	** Jake Gervase.....	DB	60	Jake Morrison.....	DE	99	Noah Shannon.....	DL

\* - - indicates letters won

^ - - Redshirt year still available



# IOWA FOOTBALL

31 Bowl Games

11 Big Ten Championships

27 Consensus All-Americans

14 CFB Hall of Fame Inductees

## Offense

Pos. ....No.	Name	Ht.	Wt.	Yr.	Hometown (Previous School)	
SE.....12	Brandon Smith ^	6-3	219	So.	Lake Cormorant, Miss. (Lake Cormorant)	
	Kyle Groeneweg	5-10	186	Sr.	Inwood, Iowa (Univ. of Sioux Falls)	
TE.....87	** Noah Fant ^	6-5	241	Jr.	Omaha, Neb. (Omaha South)	
	* Shaun Beyer	6-5	240	So.	Shellsburg, Iowa (Cedar Rapids Kennedy)	
LT .....77	* Alaric Jackson	6-7	320	So.	Detroit, Mich. (Renaissance)	
	Mark Kallenberger	6-6	282	#Fr.	Bettendorf, Iowa (Bettendorf)	
LG .....59	** Ross Reynolds	6-4	295	Sr.	Waukee, Iowa (Waukee)	
	Landan Paulsen	6-5	305	Jr.	Moville, Iowa (Woodbury Central)	
C .....69	*** Keegan Render	6-4	307	Sr.	Indianola, Iowa (Indianola)	
	* Cole Banwart	6-4	296	So.	Ottosen, Iowa (Algona)	
RG .....76	*** Dalton Ferguson	6-4	308	Sr.	Solon, Iowa (Solon)	
	* Cole Banwart	6-4	296	So.	Ottosen, Iowa (Algona)	
RT.....74	* Tristan Wirfs ^	6-5	320	So.	Mount Vernon, Iowa (Mount Vernon)	
	** Levi Paulsen	6-5	305	Jr.	Moville, Iowa (Woodbury Central)	
TE.....38	* T.J. Hockenson	6-5	250	So.	Chariton, Iowa (Chariton)	
	** Nate Wieting	6-4	250	Jr.	Rockford, Ill. (Lutheran)	
WR.....84	* Nick Easley	5-11	205	Sr.	Newton, Iowa (Iowa Western CC)	
	* Ihmir Smith-Marsette ^	6-1	175	So.	Newark, N.J. (Weequahic)	
QB.....4	* Nate Stanley ^	6-4	242	Jr.	Menomonie, Wis. (Menomonie)	
	Peyton Mansell	6-2	210	#Fr.	Belton, Texas (Belton)	
RB .....21	* Ivory Kelly-Martin ^	5-10	200	So.	Plainfield, Ill. (Oswego East)	
	Toren Young	5-11	221	So.	Madison, Wis. (Monona Grove)	
OR	10	Mekhi Sargent	5-10	210	So.	Key West, Fla. (Key West/Iowa Western)
FB.....46	** Austin Kelly	5-11	245	Sr.	Hickory Hills, Ill. (Stagg)	
	Joe Ludwig	6-0	233	#Fr.	Middleton, Wis. (Middleton)	
PK .....91	** Miguel Recinos	6-1	193	Sr.	Mason City, Iowa (Mason City)	
	Caleb Shudak	5-8	179	So.	Council Bluffs, Iowa (Lewis Central)	

## Defense

Pos. ....No.	Name	Ht.	Wt.	Yr.	Hometown (Previous School)	
LE.....98	** Anthony Nelson	6-7	271	Jr.	Urbandale, Iowa (Waukee)	
	Chauncey Golston	6-5	265	So.	Detroit, Mich. (East English Village)	
LT .....90	*** Sam Brinks	6-5	275	Sr.	Carroll, Iowa (Kuemper)	
	** Cedrick Lattimore ^	6-3	295	Jr.	Redford, Mich. (East English Village)	
RT.....96	*** Matt Nelson	6-8	295	Sr.	Cedar Rapids, Iowa (Xavier)	
	* Brady Reiff	6-3	272	Jr.	Parkston, S.D. (Parkston)	
RE .....40	*** Parker Hesse	6-3	261	Sr.	Waukon, Iowa (Waukon)	
	* A.J. Epenesa ^	6-5	277	So.	Glen Carbon, Ill. (Edwardsville)	
OLB .....49	* Nick Niemann	6-4	232	So.	Sycamore, Ill. (Sycamore)	
	Barrington Wade	6-1	233	So.	Skokie, Ill. (Niles North)	
MLB .....48	** Jack Hockaday ^	6-1	235	Sr.	Forsyth, Ill. (Maroa-Forsyth)	
OR	34	** Kristian Welch ^	6-3	238	Jr.	Iola, Wis. (Iola-Scandinavia)
	52	** Amani Jones ^	6-0	238	Jr.	Chicago, Ill. (Phillips)
WLB .....32	Djimon Colbert	6-1	234	#Fr.	Shawnee Mission, Kan. (Bishop Miege)	
	** Kristian Welch ^	6-3	238	Jr.	Iola, Wis. (Iola-Scandinavia)	
LC.....20	Julius Brents ^	6-2	180	Fr.	Indianapolis, Ind. (Warren Central)	
	** Michael Ojemudia	6-1	199	Jr.	Farmington Hills, Mich. (Harrison)	
SS.....27	** Amani Hooker ^	6-0	210	Jr.	Minneapolis, Minn. (Park Center)	
	John Milani	6-0	201	Jr.	Iowa City, Iowa (West)	
FS.....30	** Jake Gervase	6-1	212	Sr.	Davenport, Iowa (Assumption)	
	* Geno Stone ^	5-11	209	So.	New Castle, Pa. (Senior)	
RC .....33	Riley Moss ^	6-0	185	Fr.	Ankeny, Iowa (Centennial)	
	** Michael Ojemudia	6-1	199	Jr.	Farmington Hills, Mich. (Harrison)	
PT.....7	* Colten Rastetter	6-1	213	Jr.	Guttenberg, Iowa (Clayton Ridge)	
	2	Ryan Gersonde ^	6-4	198	So.	Milwaukee, Wisc. (Marquette)

Punt Returns: 14 Kyle Groeneweg  
6 Ihmir Smith-Marsette

Kickoff Returns: 6 Ihmir Smith-Marsette  
14 Kyle Groeneweg

Deep Snaps: 50 Jackson Subbert  
85 Nate Vejvoda

Holder: 7 Colten Rastetter  
2 Ryan Gersonde

\* - Letters won      ^ - Redshirt year still available

# - Indicates redshirt freshman

