

NCAA Gymnastics Score Sheet

Teams: Home Illinois-Chicago Visitor IOWA
 Date Feb 1, 2020 Place University Of Iowa Attendance 413

		Name	D	1	2	3	4	5	nd	AVE			Name	D	1	2	3	4	5	nd	AVE		
FLOOR	1	James Marden	306	4.1	7.6	7.6				11.700	1	Carter Tope	114	4.9	8.8	8.4						13.500	
	2	Matt Whittington	317	3.8	7.2	7.2				11.000	2	Stewart Brown	103	4.5	8.8	9.0					-0.1	13.300	
	3	Sam Forbes	303	4.0	6.9	7.1				11.000	3	Evan Davis	105	5.4	7.6	7.8							13.100
	4	Nick Smiley	311	4.4	8.9	8.9				13.300	4	Noah Scigliano	111	4.9	8.0	8.1							12.950
	5	Sam Montague	307	5.0	7.8	8.2				-0.2	12.800	5	Kulani Taylor	113	5.4	8.5	8.4						
											6	Bennet Huang	108	5.5	8.6	8.4							14.000

Floor Score: **59.800** Running Score: **59.800** Floor Score: **67.750** Running Score: **67.750**

Pommel	1	Michael Peluso	309	4.0	5.9	6.2				10.050	1	Evan Davis	105	4.3	7.6	7.7						11.950	
	2	Billy Hollis	305	3.9	7.7	7.4				11.450	2	Mitch Mandozzi	109	4.3	6.8	7.0							11.200
	3	James Strevey	313	3.7	6.7	7.0				10.550	3	Carter Tope	114	4.7	8.3	8.5							13.100
	4	Eric Barnd	301	3.3	6.9	7.2				10.350	4	Addison Chung	104	4.7	8.1	8.3							12.900
	5	Colin Schwartz	310	4.5	8.0	7.9				12.450	5	Nick Merryman	110	4.8	8.2	8.4							13.100
	6	Craig Hernandez	316	5.4	8.0	8.1				13.450	6	Bennet Huang	108	5.3	7.9	8.2							13.350

Pommel Score: **58.250** Running Score: **118.050** Pommel Score: **64.400** Running Score: **132.150**

Rings	1	Nick Smiley	311	4.0	7.6	7.3				11.450	1	Stewart Brown	103	4.1	8.3	8.4						12.450	
	2	Michael Peluso	309	3.8	7.8	8.2				11.800	2	Bennet Huang	108	4.3	8.8	8.7							13.050
	3	Billy Hollis	305	4.2	6.9	7.1				11.200	3	Evan Davis	105	4.6	8.8	9.0							13.500
	4	Orion Wells	315	3.8	6.2	6.6				10.200	4	Reuven Anderson	102	4.6	8.3	8.2							12.850
	5	Sam Montague	307	3.8	7.1	7.3				11.000	5	Brandon Wong	116	5.0	8.3	8.4							13.350
	6	Kelvin Stevens	312	4.5	8.1	8.3				12.700	6	Nick Merryman	110	4.4	8.8	8.5							13.050

Rings Score: **58.150** Running Score: **176.200** Rings Score: **65.800** Running Score: **197.950**

Vault	1	Sam Forbes	303	4.0	9.1	8.9			-0.1	12.900	1	Bennet Huang	108	4.8	9.2	9.4						14.100	
	2	Colin Schwartz	310	4.0	9.0	9.2				13.100	2	Brandon Wong	116	4.8	9.3	9.3							14.100
	3	Nick Smiley	311	4.0	8.9	9.0			-0.1	12.850	3	Mitch Mandozzi	109	4.8	9.6	9.6							14.400
	4	Matt Whittington	317	4.1	8.8	8.8			-0.1	12.800	4	Carter Tope	114	4.8	9.1	9.0							13.850
	5	Sam Montague	307	4.4	8.2	8.3			-0.1	12.550	5	Amari Sewell	112	4.8	9.1	9.3							14.000
	6	Eric Barnd	301	3.2	8.6	8.7				11.850	6	Stewart Brown	103	5.2	9.1	9.2						-0.1	14.250

Vault Score: **64.200** Running Score: **240.400** Vault Score: **70.850** Running Score: **268.800**

P Bar	1	Colin Schwartz	310	3.2	8.1	7.9				11.200	1	Bennet Huang	108	4.8	8.1	8.4						13.050
	2	James Strevey	313	3.3	8.3	8.7				11.800	2	Mitch Mandozzi	109	4.4	8.4	8.2						12.700
	3	Eric Barnd	301	3.0	7.5	7.8				10.650	3	Carter Tope	114	4.8	8.5	8.7						13.400
	4	Nick Smiley	311	3.6	8.4	8.2				11.900	4	Stewart Brown	103	4.9	8.4	8.1						13.150
	5	Sam Montague	307	4.0	8.0	8.3				12.150	5	Nick Merryman	110	4.9	8.8	8.6						13.600
											6	Evan Davis	105	4.9	6.4	6.6						

P. Bar Score: **57.700** Running Score: **298.100** P. Bar Score: **65.900** Running Score: **334.700**

H Bar	1	Michael Peluso	309	3.5	8.3	8.1				11.700	1	Drew Helberg	106	4.3	8.7	9.0						13.150
	2	James Marden	306	3.3	7.6	7.9				11.050	2	Alexander Walther	115	4.4	8.4	8.1						12.650
	3	James Strevey	313	3.0	7.6	7.4				10.500	3	Bennet Huang	108	4.4	9.0	9.2						13.500
	4	Craig Hernandez	316	4.0	7.6	8.0				11.800	4	Evan Davis	105	4.7	8.8	9.0						13.600
	5	Nick Smiley	311	3.5	8.3	8.0				11.650	5	Mitch Mandozzi	109	4.5	7.7	8.1						12.400
	6	Sam Montague	307	3.8	7.4	7.6				11.300	6	Carter Tope	114	4.1	7.6	7.4						11.600

H. Bar Score: **57.500** Running Score: **355.600** H. Bar Score: **65.300** Running Score: **400.000**

Final Team Score: 355.600

Final Team Score: 400.000

All-Arounders

Montague					
FX	12.800				
PH	10.300				
SR	11.000				
VT	12.550				
PB	12.150				
HB	11.300				
AA	70.100				

All-Arounders

	Tope	Huang	Davis		
	13.500	14.000	13.100		
	13.100	13.350	11.950		
	11.200	13.050	13.500		
	13.850	14.100	14.100		
	13.400	13.050	11.400		
	11.600	13.500	13.600		
	76.650	81.050	77.650		

Judge's Signatures * FX [Signature] * PH [Signature] * SR [Signature] * PB [Signature] * HB [Signature]
 * Head Judge
 Coach's Signature [Signature] **3:51** Coach's Signature [Signature] **3:55 pm**

NCAA Gymnastics Score Sheet

Teams: Home Minnesota Visitor _____

Date Feb 1, 2020 Place University Of Iowa Attendance 413

		Name	D	1	2	3	4	5	nd	AVE	Name	D	1	2	3	4	5	nd	AVE	
FLOOR	1	Valen Watrous	217	4.9	8.0	7.7				12.750										
	2	Tyler Davis	202	4.6	7.5	7.6				12.150										
	3	Danny Yoon	219	5.0	8.6	8.5				13.550										
	4	Garrett Kasiski	207	5.3	7.4	7.6				-0.3 12.500										
	5	Mike Moran	211	5.6	8.8	9.0				14.500										
	6	Colton Dee	203	5.3	7.5	7.4				12.750										

Floor Score: **66.050** Running Score: **66.050** Floor Score: **0.000** Running Score: **0.000**

Pommel	1	Matt Sullivan	216	4.2	8.3	8.4				12.550										
	2	Donte Mckinney	209	4.4	7.6	7.3				11.850										
	3	Russell Johnson	206	4.5	7.4	7.7				12.050										
	4	Henry Meeker	210	5.1	7.6	7.7				12.750										
	5	Shane Wiskus	218	5.4	8.1	8.4				13.650										
	6	David Pochinka	214	5.0	6.4	6.4				11.400										

Pommel Score: **62.850** Running Score: **128.900** Pommel Score: **0.000** Running Score: **0.000**

RINGS	1	Garrett Kasiski	207	4.7	7.9	7.6				12.450										
	2	Danny Yoon	219	4.6	7.8	8.0				12.500										
	3	Colton Dee	203	5.1	8.2	8.0				13.200										
	4	Russell Johnson	206	5.1	8.1	8.1				13.200										
	5	Henry Meeker	210	4.5	8.5	8.7				13.100										
	6	Crew Bold	201	4.7	8.6	8.6				13.300										

Rings Score: **65.300** Running Score: **194.200** Rings Score: **0.000** Running Score: **0.000**

VAULT	1	Valen Watrous	217	4.8	9.2	9.0				-0.1 13.800									
	2	Donte Mckinney	209	5.2	9.5	9.4				14.650									
	3	Colton Dee	203	4.9	9.4	9.5				14.350									
	4	Garrett Kasiski	207	5.2	8.2	8.1				13.350									
	5	Ben Eyles	204	5.2	8.4	8.3				13.550									
	6	Mike Moran	211	5.2	8.6	8.6				-0.1 13.700									

Vault Score: **70.050** Running Score: **264.250** Vault Score: **0.000** Running Score: **0.000**

P. BAR	1	Russell Johnson	206	4.3	8.8	8.6				13.000									
	2	Henry Meeker	210	4.6	8.4	8.4				13.000									
	3	Crew Bold	201	5.2	7.7	8.1				13.100									
	4	Timmy Kutyla	208	5.0	8.4	8.1				13.250									
	5	Mike Moran	211	4.8	8.3	8.3				13.100									
	6	David Pochinka	214	5.6	8.1	8.4				13.850									

P. Bar Score: **66.300** Running Score: **330.550** P. Bar Score: **0.000** Running Score: **0.000**

H. BAR	1	Russell Johnson	206	4.4	8.6	8.3				12.850									
	2	Donte Mckinney	209	4.5	8.7	8.8				13.250									
	3	Crew Bold	201	5.3	8.8	8.8				14.100									
	4	Shane Wiskus	218	5.9	7.6	8.0				13.700									
	5	Timmy Kutyla	208	4.9	6.5	6.9				11.600									
	6	David Pochinka	214	4.9	8.7	8.5				13.500									

H. Bar Score: **67.400** Running Score: **397.950** H. Bar Score: **0.000** Running Score: **0.000**

Final Team Score: 397.950

Final Team Score: 0.000

All-Arounders

All-Arounders

FX																			
PH																			
SR																			
VT																			
PB																			
HB																			
AA																			

Judge's Signatures *FX *[Signature]* *PH *[Signature]* *SR *[Signature]* *VT *[Signature]* *PB *[Signature]* *HB *[Signature]*

* Head Judge FX *[Signature]* PH *[Signature]* SR *[Signature]* VT *[Signature]* PB *[Signature]* HB *[Signature]*

Coach's Signature *[Signature]* 3:54 PM Coach's Signature _____

Iowa Vs. Minnesota And UIC

Event Results - Floor

Feb 1, 2020

Page: 1
Printed: 2/1/2020 2:22 PM

Men / C
Session: 1



Rank	Num	Name	Gym	D	Exec	ND	Score	Out
1	211	Mike Moran	MINN	5.600	8.900	..-	14.500	0.000
2	108	Bennet Huang	IOWA	5.500	8.500	..-	14.000	0.500
3	113	Kulani Taylor	IOWA	5.400	8.450	..-	13.850	0.650
4	219	Danny Yoon	MINN	5.000	8.550	..-	13.550	0.950
5	114	Carter Tope	IOWA	4.900	8.600	..-	13.500	1.000
6T	103	Stewart Brown	IOWA	4.500	8.900	-0.1	13.300	1.200
6T	311	Nick Smiley	UIC	4.400	8.900	..-	13.300	1.200
8	105	Evan Davis	IOWA	5.400	7.700	..-	13.100	1.400
9	111	Noah Scigliano	IOWA	4.900	8.050	..-	12.950	1.550
10	307	Sam Montague	UIC	5.000	8.000	-0.2	12.800	1.700
11T	217	Valen Watrous	MINN	4.900	7.850	..-	12.750	1.750
11T	203	Colton Dee	MINN	5.300	7.450	..-	12.750	1.750
13	207	Garrett Kasiski	MINN	5.300	7.500	-0.3	12.500	2.000
14	202	Tyler Davis	MINN	4.600	7.550	..-	12.150	2.350
15	306	James Marden	UIC	4.100	7.600	..-	11.700	2.800
16T	317	Matt Whittington	UIC	3.800	7.200	..-	11.000	3.500
16T	303	Sam Forbes	UIC	4.000	7.000	..-	11.000	3.500

Iowa Vs. Minnesota And UIC

Event Results - Pommel

Feb 1, 2020

Page: 1

Printed: 2/1/2020 2:22 PM

Men / C

Session: 1



Rank	Num	Name	Gym	D	Exec	ND	Score	Out
1	218	Shane Wiskus	MINN	5.400	8.250	..-	13.650	0.000
2	316	Craig Hernandez	UIC	5.400	8.050	..-	13.450	0.200
3	108	Bennet Huang	IOWA	5.300	8.050	..-	13.350	0.300
4T	114	Carter Tope	IOWA	4.700	8.400	..-	13.100	0.550
4T	110	Nick Merryman	IOWA	4.800	8.300	..-	13.100	0.550
6	104	Addison Chung	IOWA	4.700	8.200	..-	12.900	0.750
7	210	Henry Meeker	MINN	5.100	7.650	..-	12.750	0.900
8	216	Matt Sullivan	MINN	4.200	8.350	..-	12.550	1.100
9	310	Colin Schwartz	UIC	4.500	7.950	..-	12.450	1.200
10	206	Russell Johnson	MINN	4.500	7.550	..-	12.050	1.600
11	105	Evan Davis	IOWA	4.300	7.650	..-	11.950	1.700
12	209	Donte Mckinney	MINN	4.400	7.450	..-	11.850	1.800
13	305	Billy Hollis	UIC	3.900	7.550	..-	11.450	2.200
14	214	David Pochinka	MINN	5.000	6.400	..-	11.400	2.250
15	109	Mitch Mandozzi	IOWA	4.300	6.900	..-	11.200	2.450
16	313	James Strevey	UIC	3.700	6.850	..-	10.550	3.100
17	301	Eric Barnd	UIC	3.300	7.050	..-	10.350	3.300
18	307	Sam Montague	UIC	3.100	7.200	..-	10.300	3.350
19	309	Michael Peluso	UIC	4.000	6.050	..-	10.050	3.600

Iowa Vs. Minnesota And UIC

Event Results - Rings

Feb 1, 2020

Page: 1

Printed: 2/1/2020 2:22 PM

Men / C

Session: 1



Rank	Num	Name	Gym	D	Exec	ND	Score	Out
1	105	Evan Davis	IOWA	4.600	8.900	-.-	13.500	0.000
2	116	Brandon Wong	IOWA	5.000	8.350	-.-	13.350	0.150
3	201	Crew Bold	MINN	4.700	8.600	-.-	13.300	0.200
4*	206	Russell Johnson	MINN	5.100	8.100	-.-	13.200	0.300
4*	203	Colton Dee	MINN	5.100	8.100	-.-	13.200	0.300
6	210	Henry Meeker	MINN	4.500	8.600	-.-	13.100	0.400
7T	108	Bennet Huang	IOWA	4.300	8.750	-.-	13.050	0.450
7T	110	Nick Merryman	IOWA	4.400	8.650	-.-	13.050	0.450
9	102	Reuven Anderson	IOWA	4.600	8.250	-.-	12.850	0.650
10	312	Kelvin Stevens	UIC	4.500	8.200	-.-	12.700	0.800
11	219	Danny Yoon	MINN	4.600	7.900	-.-	12.500	1.000
12T	103	Stewart Brown	IOWA	4.100	8.350	-.-	12.450	1.050
12T	207	Garrett Kasiski	MINN	4.700	7.750	-.-	12.450	1.050
14	309	Michael Peluso	UIC	3.800	8.000	-.-	11.800	1.700
15	311	Nick Smiley	UIC	4.000	7.450	-.-	11.450	2.050
16T	305	Billy Hollis	UIC	4.200	7.000	-.-	11.200	2.300
16T	114	Carter Tope	IOWA	4.300	6.900	-.-	11.200	2.300
18	307	Sam Montague	UIC	3.800	7.200	-.-	11.000	2.500
19	315	Orion Wells	UIC	3.800	6.400	-.-	10.200	3.300

Iowa Vs. Minnesota And UIC

Event Results - Vault

Feb 1, 2020

Page: 1
Printed: 2/1/2020 3:21 PM

Men / C
Session: 1



Rank	Num	Name	Gym	D	Exec	ND	Score	Out
1	209	Donte Mckinney	MINN	5.200	9.450	._.	14.650	0.000
2	109	Mitch Mandozzi	IOWA	4.800	9.600	._.	14.400	0.250
3	203	Colton Dee	MINN	4.900	9.450	._.	14.350	0.300
4	103	Stewart Brown	IOWA	5.200	9.150	-0.1	14.250	0.400
5*	105	Evan Davis	IOWA	4.800	9.300	._.	14.100	0.550
5*	116	Brandon Wong	IOWA	4.800	9.300	._.	14.100	0.550
5*	108	Bennet Huang	IOWA	4.800	9.300	._.	14.100	0.550
8	112	Amari Sewell	IOWA	4.800	9.200	._.	14.000	0.650
9	114	Carter Tope	IOWA	4.800	9.050	._.	13.850	0.800
10	217	Valen Watrous	MINN	4.800	9.100	-0.1	13.800	0.850
11	211	Mike Moran	MINN	5.200	8.600	-0.1	13.700	0.950
12	204	Ben Eyles	MINN	5.200	8.350	._.	13.550	1.100
13	207	Garrett Kasiski	MINN	5.200	8.150	._.	13.350	1.300
14	310	Colin Schwartz	UIC	4.000	9.100	._.	13.100	1.550
15	303	Sam Forbes	UIC	4.000	9.000	-0.1	12.900	1.750
16	311	Nick Smiley	UIC	4.000	8.950	-0.1	12.850	1.800
17	317	Matt Whittington	UIC	4.100	8.800	-0.1	12.800	1.850
18	307	Sam Montague	UIC	4.400	8.250	-0.1	12.550	2.100
19	301	Eric Barnd	UIC	3.200	8.650	._.	11.850	2.800

Iowa Vs. Minnesota And UIC

Event Results - P Bars

Feb 1, 2020

Page: 1

Printed: 2/1/2020 3:44 PM

Men / C

Session: 1



Rank	Num	Name	Gym	D	Exec	ND	Score	Out
1	214	David Pochinka	MINN	5.600	8.250	..-	13.850	0.000
2	110	Nick Merryman	IOWA	4.900	8.700	..-	13.600	0.250
3	114	Carter Tope	IOWA	4.800	8.600	..-	13.400	0.450
4	208	Timmy Kutyla	MINN	5.000	8.250	..-	13.250	0.600
5	103	Stewart Brown	IOWA	4.900	8.250	..-	13.150	0.700
6T	211	Mike Moran	MINN	4.800	8.300	..-	13.100	0.750
6T	201	Crew Bold	MINN	5.200	7.900	..-	13.100	0.750
8	108	Bennet Huang	IOWA	4.800	8.250	..-	13.050	0.800
9T	206	Russell Johnson	MINN	4.300	8.700	..-	13.000	0.850
9T	210	Henry Meeker	MINN	4.600	8.400	..-	13.000	0.850
11	109	Mitch Mandozzi	IOWA	4.400	8.300	..-	12.700	1.150
12	307	Sam Montague	UIC	4.000	8.150	..-	12.150	1.700
13	311	Nick Smiley	UIC	3.600	8.300	..-	11.900	1.950
14	313	James Strevey	UIC	3.300	8.500	..-	11.800	2.050
15	105	Evan Davis	IOWA	4.900	6.500	..-	11.400	2.450
16	310	Colin Schwartz	UIC	3.200	8.000	..-	11.200	2.650
17	301	Eric Barnd	UIC	3.000	7.650	..-	10.650	3.200

Iowa Vs. Minnesota And UIC

Event Results - H Bar

Feb 1, 2020

Page: 1

Printed: 2/1/2020 3:24 PM

Men / C

Session: 1



Rank	Num	Name	Gym	D	Exec	ND	Score	Out
1	201	Crew Bold	MINN	5.300	8.800	-.-	14.100	0.000
2	218	Shane Wiskus	MINN	5.900	7.800	-.-	13.700	0.400
3	105	Evan Davis	IOWA	4.700	8.900	-.-	13.600	0.500
4T	108	Bennet Huang	IOWA	4.400	9.100	-.-	13.500	0.600
4T	214	David Pochinka	MINN	4.900	8.600	-.-	13.500	0.600
6	209	Donte Mckinney	MINN	4.500	8.750	-.-	13.250	0.850
7	106	Drew Helberg	IOWA	4.300	8.850	-.-	13.150	0.950
8	206	Russell Johnson	MINN	4.400	8.450	-.-	12.850	1.250
9	115	Alexander Walther	IOWA	4.400	8.250	-.-	12.650	1.450
10	109	Mitch Mandozzi	IOWA	4.400	7.900	-.-	12.300	1.800
11	316	Craig Hernandez	UIC	4.000	7.800	-.-	11.800	2.300
12	309	Michael Peluso	UIC	3.500	8.200	-.-	11.700	2.400
13	311	Nick Smiley	UIC	3.500	8.150	-.-	11.650	2.450
14T	114	Carter Tope	IOWA	4.100	7.500	-.-	11.600	2.500
14T	208	Timmy Kutyla	MINN	4.900	6.700	-.-	11.600	2.500
16	307	Sam Montague	UIC	3.800	7.500	-.-	11.300	2.800
17	306	James Marden	UIC	3.300	7.750	-.-	11.050	3.050
18	313	James Strevey	UIC	3.000	7.500	-.-	10.500	3.600






Iowa Vs. Minnesota And UIC

Event Results - AA

Feb 1, 2020

Page: 1
Printed: 2/1/2020 3:25 PM

Men / C
Session: 1







Rank	Num	Name	Gym							AA
1	108	Bennet Huang	IOWA	14.000	13.350	13.050	14.100	13.050	13.500	81.050
2	105	Evan Davis	IOWA	13.100	11.950	13.500	14.100	11.400	13.600	77.650
3	114	Carter Tope	IOWA	13.500	13.100	11.200	13.850	13.400	11.600	76.650
4	307	Sam Montague	UIC	12.800	10.300	11.000	12.550	12.150	11.300	70.100

Iowa Vs. Minnesota And UIC

Team Results

Men / C
Session: 1

Feb 1, 2020

Rank	Gym	Team	Score						
1	IOWA	IOW	399.900	67.750 1	64.400 1	65.800 1	70.850 1	65.900 2	65.200 2
2	MINN	MIN	397.600	66.050 2	62.850 2	65.300 2	70.050 2	65.950 1	67.400 1
3	UIC	UIC	355.600	59.800 3	58.250 3	58.150 3	64.200 3	57.700 3	57.500 3

Iowa Vs. Minnesota And UIC

Event Results - H Bar

Feb 1, 2020

Page: 1
Printed: 2/1/2020 3:34 PM

Men / C
Session: 1



Rank	Num	Name	Gym	D	Exec	ND	Score	Out
1	201	Crew Bold	MINN	5.300	8.800	-.-	14.100	0.000
2	218	Shane Wiskus	MINN	5.900	7.800	-.-	13.700	0.400
3	105	Evan Davis	IOWA	4.700	8.900	-.-	13.600	0.500
4T	108	Bennet Huang	IOWA	4.400	9.100	-.-	13.500	0.600
4T	214	David Pochinka	MINN	4.900	8.600	-.-	13.500	0.600
6	209	Donte Mckinney	MINN	4.500	8.750	-.-	13.250	0.850
7	106	Drew Helberg	IOWA	4.300	8.850	-.-	13.150	0.950
8	206	Russell Johnson	MINN	4.400	8.450	-.-	12.850	1.250
9	115	Alexander Walther	IOWA	4.400	8.250	-.-	12.650	1.450
10	109	Mitch Mandozzi	IOWA	4.500	7.900	-.-	12.400	1.700
11	316	Craig Hernandez	UIC	4.000	7.800	-.-	11.800	2.300
12	309	Michael Peluso	UIC	3.500	8.200	-.-	11.700	2.400
13	311	Nick Smiley	UIC	3.500	8.150	-.-	11.650	2.450
14T	114	Carter Tope	IOWA	4.100	7.500	-.-	11.600	2.500
14T	208	Timmy Kutyla	MINN	4.900	6.700	-.-	11.600	2.500
16	307	Sam Montague	UIC	3.800	7.500	-.-	11.300	2.800
17	306	James Marden	UIC	3.300	7.750	-.-	11.050	3.050
18	313	James Strevey	UIC	3.000	7.500	-.-	10.500	3.600