

IOWA FINAL WRAP-UP

Iowa concluded the 2007-08 season with a 13-19 overall record. The Hawkeyes posted a 6-12 record in Big Ten Conference play, placing eighth, and lost to Michigan in the first round of the Big Ten Tournament in concluding the first year of the Todd Lickliter era.

Two major injuries kept the Hawkeyes from being at full strength for the majority of the season. The overall lack of experience and the implementation of a new system, under a new coaching staff, also contributed to the final record.

Junior guard Tony Freeman suffered a stress fracture in Iowa's exhibition game and missed 10 games during the non-conference season. As Freeman returned to full strength, freshman forward Jarryd Cole suffered a major knee injury in the final non-conference game and missed the final 19 games of the year.

Even with Cole playing just 13 games, Iowa's three freshmen combined for 42 starts throughout the season. In addition, 10 of the 11 players on the Iowa roster started at least two games.

From the start of the season, the Hawkeyes were a solid defensive team. The 57.3 points allowed per game ranks as the best for an Iowa team since the 1984 squad allowed opponents just 57.3 points. Iowa held opponents to 40.4% field goal shooting, including 33.2% from three-point range. Iowa ranked fifth nationally in scoring defense and 33rd in field goal percentage defense.

The Hawkeyes began the season with four straight wins before posting a 7-6 record during non-conference play. Iowa stopped a two-game losing streak to Northern Iowa with a 62-55 win in Cedar Falls.

The Hawkeyes lost a number of close games, including one point decisions at Purdue and Penn State, and narrow home losses to Indiana (three), Purdue (five), Drake (five) and Wisconsin (six).

Iowa started Big Ten play with three straight losses before a 43-36 home win over sixth-ranked Michigan State gave Lickliter his first conference win. Iowa also scored an impressive home win over Ohio State, which concluded the season by winning the National Invitation Tournament. The Hawkeyes secured two road wins in conference action, winning for the third straight time at Michigan and stopping a three-game losing streak at Northwestern.

Iowa had two players average double figures in scoring, junior Tony Freeman (13.8) and senior Justin Johnson (11.8). Johnson made 93-269 three-point attempts, totals that each rank as second best in school history for a single season. He was named to all-tournament teams in both the South Padre Island Invitational and Iowa's Hawkeye Challenge.

Junior forward Cyrus Tate led the team in rebounding (5.4). Tate, senior center Kurt Looby and freshman forward Jarryd Cole each shot 66.7% from the field. Looby completed his two-year career with 96 blocked shots to rank seventh on Iowa's career list.

Freeman earned third team all-Big Ten recognition from league coaches. Looby was named as the Iowa recipient of the Sportsmanship Award.

IOWA HISTORY

Iowa has played 2,439 games since beginning basketball in 1902. Overall Iowa's record is 1,451-989 (.595). That includes a 912-316 (.743) record in home games, a 539-673 (.445) record in games away from Iowa City, a 690-677 (.504) mark in Big Ten games and a 318-90 (.779) record in Carver-Hawkeye Arena.

IOWA IN CARVER-HAWKEYE ARENA

Iowa has compiled a 318-90 (.779) record in Carver-Hawkeye Arena since the facility opened in January, 1983. Iowa is 151-73 (.674) in Big Ten games and 167-17 (.908) in non-Big Ten games.

2007-08 Results

Record: 13-19 (6-12)

Nov. 9	Idaho State	W	58-43
Nov. 14	Northern Colorado	W	59-47
* Nov. 18	Florida Gulf Coast	W	62-49
* Nov. 20	MD Eastern Shore	W	65-48
* Nov. 23	Bradley (n)	L	56-67
* Nov. 24	Utah State (n)	L	62-75
Nov. 26	Wake Forest	L	47-56
+ Nov. 30	LA-Monroe (OT)	L	67-72
+ Dec. 1	Eastern Illinois	W	57-45
Dec. 5	at Northern Iowa	W	62-55
Dec. 8	at Iowa State	L	47-56
Dec. 14	Drake	L	51-56
Dec. 29	SE Louisiana	W	57-50
Jan. 2	Indiana	L	76-79
Jan. 5	at Wisconsin	L	51-64
Jan. 9	at Ohio State	L	48-79
Jan. 12	Michigan State	W	43-36
Jan. 16	Purdue	L	62-67
Jan. 19	at Michigan	W	68-60
Jan. 23	at Indiana	L	43-65
Jan. 26	Penn State	W	64-49
Jan. 30	at Purdue	L	50-51
Feb. 2	Ohio State	W	53-48
Feb. 6	Wisconsin	L	54-60
Feb. 9	at Minnesota	L	50-63
Feb. 14	Michigan	L	52-60
Feb. 19	Northwestern	W	53-51
Feb. 23	at Michigan State	L	52-66
Feb. 27	at Penn State	L	64-65
Mar. 1	Illinois	L	47-58
Mar. 4	at Northwestern	W	67-62
& Mar. 13	Michigan (n)	L	47-55

* - - South Padre Island Invitational
+ - - Hawkeye Challenge, Iowa City
& - - Big Ten Tournament, Indianapolis

Coach Todd Lickliter

Todd Lickliter has completed his first season as the head basketball coach at the University of Iowa. Lickliter spent the previous six seasons as the head coach at Butler University.

Lickliter, in seven seasons as a college head coach, holds a career mark of 144-80 (.643), including a 13-19 (.406) record in one season at Iowa. Lickliter posted a 131-61 (.682) record as Butler's head coach. He led Butler to four post-season tournament berths, including trips to the NCAA Sweet 16 in 2003 and 2007.

Lickliter was named the 2006-07 Division I Coach of the Year by the National Association of Basketball Coaches (NABC) and was recognized as the High-Major Coach of the Year by collegehoops.net. He was also named 2007 Horizon League Coach of the Year for the second consecutive year after guiding the Bulldogs to a school and league-record 29 victories.

He led Butler to the regular season co-championship in the Horizon League in 2007. The Bulldogs advanced to the Sweet 16 in the NCAA Tournament before falling to eventual national champion Florida (65-57).

Butler during the 2006-07 season won three games over top 25 opponents (Tennessee, Gonzaga, Maryland) and recorded eight victories over teams that participated in the NCAA Tournament.

Butler averaged 22 wins per year under Lickliter, winning league titles in 2002, 2003 and 2007 while winning at least 20 games in four of six seasons.

Lickliter led the Bulldogs to an unbeaten home record (12-0) in 2002-03, and mentored Butler to a 70-12 (.854) home mark in his six seasons. His Bulldog teams were 6-5 against teams ranked in the "Top 25" and compiled four of the top 10 winning streaks in Butler history.

In his first season as Butler's head coach, Lickliter guided the Bulldogs to a then school-record 26 victories and a third consecutive Horizon League regular season title.

Lickliter guided the 2003 Bulldogs to an even more impressive season in his second year as head coach. He led Butler to a 27-6 record, breaking the single-season mark for victories for a second consecutive year.

Lickliter served as an assistant coach at Butler and Eastern Michigan and was a high school head coach in Indianapolis and Danville, IL.

In his final two seasons as a Butler assistant coach, the Bulldogs compiled a 47-16 record, including "Top 25" wins over 10th-ranked Wisconsin and 23rd-ranked Wake Forest. The win over the Demon Deacons in the 2001 NCAA Tournament was Butler's first NCAA Tournament victory in 39 years.

Lickliter played his final two collegiate seasons at Butler, where he earned a B.S degree in secondary education in 1979.



Iowa Quick Facts

Location:	Iowa City, IA
Founded:	1847
Enrollment:	30,409
President:	Sally Mason
Athletic Director:	Gary Barta
Conference:	Big Ten
Home Arena:	Carver-Hawkeye (15,500)
All-Time Record:	1,451-989 (.595)
All-Time Big Ten Record:	690-677 (.505)
NCAA Appearances:	22
NCAA Tournament Record:	27-24

Head Coach:	Todd Lickliter (Butler)
Record At Iowa:	13-19 (.406) (one year)
Career Record:	144-80 .643 (seven years)
Big Ten Record:	6-12 (.333)
Assistant Coaches:	Joel Cornette (Butler) LaVall Jordan (Butler) Chad Walthall (Concordia, MN)
Dir. of Operations:	Jerry Strom (Concordia, NE)
Basketball Intern:	Justin Wieck (Iowa)
Trainer:	John Streif
Sports Information:	Phil Haddy/Steve Roe
Sports Info. Telephone:	319-335-9411
Sports Info. FAX:	319-335-9417
Internet Address:	www.hawkeyesports.com

TATE EARNS STREET AWARD

Junior forward Cyrus Tate was named recipient of the Chris Street Award for the 2007-08 season. The Chris Street Award is presented annually to a Hawkeye player, or players, who best exemplify the spirit, enthusiasm and intensity of Chris Street.

Tate (6-8, 240) started 19 of the 31 games he played, averaging 8.3 points and 5.4 rebounds per game. He missed one game due to injury. He shot 66.7% from the field and had 18 steals and 12 blocked shots. Tate averaged 10.6 points and eight rebounds per outing in 18 Big Ten games. He led the Big Ten in field goal percentage (.702) in league games only and ranked third in rebounds. Tate was named Big Ten Player of the Week (Feb. 25) for his play against Northwestern and Michigan State.

Tate had a career-best 26 points at Michigan State (10-13 FG, 6-7 FT) and nine rebounds. In a home win over Northwestern he had 18 points and 11 rebounds. Tate collected the fourth double-double of his career with 16 points and 11 rebounds in a season-ending loss to Michigan.

IN THE RANKINGS

Iowa played six games against ranked opponents, all in Big Ten play.

Michigan State was ranked sixth in both the Associated Press rankings and the ESPN/USA Today coaches poll at the time of Iowa's 43-36 win in Iowa City. The Spartans were No. 17/19 at the time of the second meeting. Indiana was No. 11/12 and No. 7/8 and Wisconsin was No. 24/25 and No. 8/8.

IOWA VS. RANKED TEAMS

These are Iowa's most recent wins vs. nationally ranked opponents:

At Home: 43-36 over sixth-ranked Michigan State, 1/12/08
On the Road: 70-67 over 21st-ranked Indiana, 2/11/06
Neutral Court: 67-60 over 7th-ranked Ohio State, 3/12/06
In semi-finals of Big Ten Tournament

IOWA VS. THE FIELD

Iowa, in 2007-08, played 14 of 32 games against teams that advanced to post-season play. That included five teams that advanced to the NCAA Tournament (1-8), three opponents who competed in the NIT (1-3) and one opponent who participated in the initial College Basketball Invitational (0-1).

LICKLITER VS. RANKED TEAMS

Iowa Coach Todd Lickliter holds a 7-10 record when coaching against nationally ranked opponents, including a 1-5 mark at Iowa and a 6-5 record in six seasons at Butler.

In 2007-08, Iowa defeated sixth-ranked Michigan State (43-36), while dropping decisions to 11th-ranked Indiana (76-79), 24th-ranked Wisconsin (51-64), seventh-ranked Indiana (43-65), eighth-ranked Wisconsin (54-60) and 17th-ranked Michigan State (52-66).

Lickliter's Butler teams defeated ranked opponents Louisville (14th), Maryland (18th), Mississippi State (20th), Ball State (21st), Tennessee (22nd) and Gonzaga (23rd). His teams are 0-3 vs. top five opponents, including losses to third-ranked Oklahoma in 2003, third-ranked Florida in 2007 and fifth-ranked Duke in 2003.

HAWKEYES IN NATIONAL STATS

In NCAA statistical rankings, Iowa ranked fifth in scoring defense (58.0), 33rd in field goal defense (40.4%) and 47th in fouls per game (16.7).

Senior guard Justin Johnson ranked 46th nationally in three-point field goals per game (2.9).

AMONG SINGLE SEASON BESTS

Iowa made 222 three-point field goals while attempting 640 three-point shots. Both of those figures rank second best at Iowa for a single season. The Hawkeyes set single season records in 1995 when they made 274 of 743 three-point attempts.

Iowa's single game high for three-point attempts in 2008 was 33 at Ohio State. That figure ranks second at Iowa for a single game. The record is 36 attempts, set Dec. 17, 1994 against Long Island.

IOWA TOUGH AT HOME

Iowa has won 42 of its last 52 games (.808) in Carver-Hawkeye Arena since the start of the 2004-05 season, including win streaks of 21-straight overall wins and 12-straight Big Ten Conference wins. Iowa has won 10 of its last 13 home games against ranked opponents. The Hawkeyes posted a 14-2 home record in 2006-07 (losses to Northern Iowa and Wisconsin) after a perfect 17-0 mark in 2006.

NATIONAL COACH OF THE YEAR

Iowa Coach Todd Lickliter was named the 2007 Division I national Coach of the Year by the National Basketball Coaches (NABC) after leading Butler to 29 wins and a spot in the NCAA Sweet Sixteen.

With Iowa football Coach Kirk Ferentz earning national Coach of the Year in 2002, Iowa is one of three Division I institutions to have a former football and men's basketball national Coach of the Year currently coaching their respective team. The others are Florida (Urban Meyer and Billy Donovan) and Tennessee (Phillip Fulmer and Bruce Pearl).

Five current Big Ten Conference head coaches have earned national Coach of the Year honors.

IOWA GETS BIG TURNAROUND

Iowa's 53-48 win over Ohio State marked a 36-point turnaround from the first meeting, a 79-48 Buckeye win on Jan. 9. The point differential is the most for Iowa against an opponent since the 2002 season. Indiana defeated the Hawkeyes 79-51 in Bloomington on Feb. 5, 2002 before the Hawkeyes defeated the Hoosiers 62-60 March 9 in the semi-finals of the Big Ten Tournament in Indianapolis. The Hoosiers would later advance to the NCAA title game, in 2002, before falling to Maryland.

TWO AMONG FRESHMAN LEADERS

Iowa rookies Jake Kelly and Jeff Peterson rank among Iowa's top freshmen in different statistical categories.

Kelly's three-point field goal percentage (.435) ranks first among all Iowa freshmen, as hit made 30-69 attempts.

Peterson collected 92 assists, which ranks seventh best among Iowa freshmen.

Both Kelly (77.4%) and Peterson (73.3%) would rank among Iowa's top freshmen in freethrow percentage, but both fell short of the required two attempts per game played.

IOWA GAME NOTES

- In closing the season with a loss to Michigan in the Big Ten Tournament, Iowa matched its season low for made three-point field goals (two) and three-point FG% (2-17, 11.8%). The Hawkeyes also had a season low four assists on its 15 made field goals.
- Iowa shot 55% from the field in closing the regular season with a win at Northwestern. That is Iowa's second best shooting percentage of the season, trailing only the 57.5% shooting in a 65-64 loss at Penn State.
- Iowa shot at least 50% from the field in four games, all on the road. Iowa shot 50% in a win at Northern Iowa and 55% in a win at Northwestern. The Hawkeyes shot 52.8% in a one point loss at Purdue and 57.5% in a one point loss at Penn State.
- Just three Iowa opponents shot as well as 50% from the field, and Iowa lost all three games. Those opponents included Utah State (50%), at Ohio State (52.4%) and at Indiana (53.2%).
- Iowa matched a season-best with 12 three-point field goals in the win at Northwestern. Iowa also made a dozen treys in a loss at Penn State. Iowa shot 52.2% (12-23) from three-point range at Northwestern and 54.5% (12-22) at Penn State.
- Iowa had four players score in double figures in two of its final three games, a win at Northwestern and a loss at Penn State. Iowa had four players score in double figures in five game, posting a 3-2 record.

- Iowa's 57.5% (23-40) field goal shooting at Penn State is the best percentage for Iowa in a road game since a win at Minnesota last season. Iowa shot 58.2% (32-55) in the 91-78 win in Minneapolis.
- Despite a loss at Michigan State, Iowa played well in certain aspects. MSU entered the game as the top team in the league in field goal percentage at over 49% for the season and over 50% in home games. The Hawkeyes held the Spartans to 39.1% shooting, including 4-16 (25%) three-point attempts.
- Iowa's win over Northwestern (at home) marked just the second time in 14 games Iowa rallied to win after trailing at halftime.
- The 14-point deficit vs. Northwestern (in Iowa City) matches the largest Iowa overcame to win. Iowa also trailed Southeastern Louisiana by 14 points before earning a 57-50 win.
- Iowa had 10 turnovers in the home win over Northwestern, including just two in the second half. Iowa has had less than 10 turnovers in just two games.
- Iowa had a season low 36 field goal attempts in a loss at Purdue as Iowa was guilty of 22 turnovers. Iowa had 20 or more turnovers in seven games.
- Iowa had just 27 rebounds at Purdue, but the Hawkeyes still maintained a 27-21 rebounding edge over the Boilermakers.
- Iowa has won eight of its last 10 meetings against Penn State, including the last six in Carver-Hawkeye Arena.
- In a home win over Penn State, Iowa made 19-22 (86.4%) free throws, surpassing 80% for just the third time. Jeff Peterson led the Hawkeyes at the line, hitting all nine of his attempts.
- Iowa's win at Michigan marked its third straight win in Ann Arbor, the first time Iowa has won more than two consecutive games there.
- Iowa's victory at Michigan was keyed by four players who reached career-bests in three different categories. Tony Freeman (28) and Cyrus Tate (21) had scoring highs, Seth Gorney (12) and Tate (11) had rebounding bests and Jeff Peterson matched his career best with nine assists.
- In defeating Michigan State 43-36, Iowa won a game while scoring less than 50 points for the first time since Nov. 30, 2005 when the Hawkeyes defeated North Carolina State, also in Carver-Hawkeye Arena.
- The 36 points scored by Michigan State in Iowa's 43-36 win are the fewest scored by an Iowa opponent since the Hawkeyes defeated Penn State 65-38 in Iowa City on March 1, 2006. The last time an Iowa opponent scored less than 36 points occurred Dec. 4, 1992 when Iowa defeated Texas-Pan American, 85-29.
- The 36 points scored by Michigan State match the second lowest total an opponent has scored against a Todd Lickliter team in his seven seasons as a college head coach. Butler allowed 34 points to Birmingham Southern in a 70-34 win on Dec. 1, 2001 and the Bulldogs defeated Detroit 56-36 Feb. 24, 2007.
- Iowa allowed just 58 points per game, its lowest points allowed average since 1984 (57.3). Nine opponents were held to 50 points or less and only 12 scored over 60.
- Iowa opponents shot 40.4% from the field as 16 opponents shot less than 40%.
- Iowa opponents shot 33.2% from three-point range as 11 opponents shot less than 30% from beyond the arc.
- Iowa held a +2.0 rebounding advantage while collecting more rebounds than the opponent in 15 games.
- In a 62-55 win at Northern Iowa, the Hawkeyes made their final eight free throw attempts of the game. After missing the first attempt and making 1-2 in the first half, Iowa made all seven attempts in the final 20 minutes for a season-best 88.9% accuracy. Iowa was over 80% from the foul line in four games.

COLE MISSED FINAL 19 GAMES

Iowa freshman Jarryd Cole suffered a torn anterior cruciate ligament in his left knee during Iowa's 57-50 win over Southeastern Louisiana Dec. 29 and missed the final 19 games of the season. He had surgery Friday, Jan. 4.

Cole is a 6-7, 250-pound forward who played in Iowa's first 13 games, with six starts. He averaged 6.6 points and 4.8 rebounds, while shooting .667 from the field. He had season-bests of 15 points and nine rebounds against Iowa State.

Cole was in the starting line-up in Iowa's final non-conference win, contributing four points and four rebounds. His dunk with 11:55 remaining gave Iowa a 32-31 advantage. The injury occurred just after his basket.

The injury to Cole was the second major injury suffered by a member of the Hawkeye program in 2007-08. Junior guard Tony Freeman played in just three of Iowa's 13 non-conference games after suffering a foot injury during Iowa's pre-season exhibition game.

JOHNSON AMONG SINGLE GAME LEADERS

Senior guard Justin Johnson made 93 three-point field goals. The 93 treys and his 269 attempts rank second best in a single season at Iowa. Johnson made eight treys in two home games (Indiana and Ohio State). The eight three-pointers are the third most in a single game in Iowa history.

Chris Kingsbury twice had nine treys during the 1994-95 season. Johnson's eight treys are the most by a Hawkeye against Big Ten opponents and tie for ninth place in the Big Ten Conference. Johnson also made seven treys in two games (Idaho State and Eastern Illinois). Johnson scored 12 points in the loss at Penn State, connecting on 4-5 three-point attempts. He made five three-pointers while collecting 17 points and seven rebounds in a win at Northwestern.

He connected on six straight three-point shots in the final two minutes at home against Indiana. Johnson scored a career-best 29 points against Indiana, 19 of those in the final two minutes. He made his first two three-point shots at Wisconsin, giving him eight straight over two games.

Johnson set a Hawkeye Challenge record with 13 three-point baskets in two games. He had 26 points vs. Louisiana-Monroe and added 25 points vs. Eastern Illinois in earning a spot on the all-tournament team. Johnson was also named to the all-tournament squad at the South Padre Island Invitational.

Johnson averaged 11.8 points and 4.9 rebounds per game for the season, shooting 36% from three-point range.

Johnson ranked second in the Big Ten in three-point field goals per game (2.9) and minutes played (35.7). Following are Iowa's single-season leaders in three-point field goals:

3-pt. Field Goals, Season

1.	117	Chris Kingsbury, 1995
2.	93	Justin Johnson, 2008
3.	92	Luke Recker, 2002
4.	90	Adam Haluska, 2007
5.	86	Jeff Horner, 2005
6.	74	Kent McCausland, 1998
7.	71	Jeff Moe, 1988
8.	70	Jeff Horner, 2006
	70	Kent McCausland, 1997
10.	65	Jeff Horner, 2004
	65	Dean Oliver, 2001
	65	Chris Kingsbury, 1996

3-pt. FG Attempts, Season

1.	297	Chris Kingsbury, 1995
2.	269	Justin Johnson, 2008
3.	248	Adam Haluska, 2007
4.	223	Luke Recker, 2002
5.	211	Jeff Horner, 2005
	211	Chris Kingsbury, 1996
7.	201	Jeff Horner, 2006
8.	185	Adam Haluska, 2006
9.	179	Dean Oliver, 2001
10.	178	Brody Boyd, 2003
	178	Jeff Moe, 1988

FREEMAN HITS SCORING BEST

Junior guard Tony Freeman led Iowa in scoring with a 13.8 average, despite missing 10 non-conference games due to a stress fracture. Freeman suffered a fracture to the fifth metatarsal in his left foot during Iowa's exhibition win over Simpson College Nov. 1. He saw his first action of the season in Iowa's 62-55 win at Northern Iowa (Dec. 5). Freeman played 24 minutes against Northern Iowa, collecting 15 points, three assists and one rebound. After missing the Iowa State game, he returned to play 22 minutes in the loss to Drake, contributing nine points. He added 15 points, seven rebounds, four assists and three steals in 34 minutes in Iowa's win over Southeastern Louisiana.

Freeman scored a career-high 28 points in Iowa's win at Michigan, hitting a career-best six three-point field goals and adding 6-9 free throws. He scored 19 or more in four straight games before adding 14 points at Indiana. Freeman scored 18 points in a home loss to Wisconsin and added 14 points in a win over Northwestern. He led the Hawkeyes with 21 points (13-15 FT's) in the loss to Illinois and added 14 points and seven assists in a win at Northwestern.

Freeman scored 21 points in Iowa's loss at Ohio State and added 22 and four steals in the win over Michigan State.

He averaged 13.8 points and 3.2 assists in 22 games. He was second in the Big Ten in three-point field goals per game (3.0) in league games only and seventh in scoring (14.2).

TATE STEPPED UP

Junior Cyrus Tate improved his numbers while stepping in and playing more minutes due to Jarryd Cole's injury prior to the start of Big Ten play. Tate scored a career-high 26 points in a loss at Michigan State, hitting 10-13 field goal attempts and 6-7 free throws, while also grabbing nine rebounds. Tate also had 18 points and 11 rebounds in a narrow win over Northwestern. He was named Big Ten Conference Player of the Week for his play in those two games. Tate shot 77.2% (17-22) from the field in the two games.

He had 21 points (8-10 FGs) and 11 rebounds in a win at Michigan. Tate improved on his rebounding best with 13 in a win over Penn State. He added 11 points in the loss at Penn State, despite playing just 19 minutes due to foul problems. He led the Hawkeyes with eight rebounds against Illinois and added 14 points and six rebounds in a win at Northwestern. He closed the season with 16 points and 11 rebounds vs. Michigan in the Big Ten Tournament, recording the fourth double-double of his career. He tied a Big Ten Tournament record with 17 free throw attempts against the Wolverines.

Tate started all of Iowa's Big Ten games, averaging 10.6 points and seven rebounds, while shooting 70.2% from the field. He led the Big Ten in field goal percentage in league games only and ranked third in rebounding.

For the season he averaged 8.3 points and 5.4 rebounds while shooting 66.7% from the field.

GORNEY GETS REBOUND BEST

Senior Seth Gorney led Iowa's rebounding efforts in a win at Michigan with a career-best 12 rebounds. He added four points and two assists in the road win before playing one of the best all-around games of his career in a win over Ohio State. Gorney, an Ohio native, had 10 points, seven rebounds

Final Big Ten Standings

	Big Ten			All Games		
	W	L	PCT	W	L	PCT
Wisconsin	16	2	.889	31	5	.861
Purdue	15	3	.833	25	9	.735
Indiana	14	4	.778	25	8	.758
Michigan State	12	6	.667	27	9	.750
Ohio State	10	8	.556	24	13	.649
Minnesota	8	10	.444	20	14	.588
Penn State	7	11	.389	15	16	.484
Iowa	6	12	.333	13	19	.406
Michigan	5	13	.278	10	22	.313
Illinois	5	13	.278	16	19	.457
Northwestern	1	17	.056	8	22	.267

and a career-best four assists against the Buckeyes. He averaged 4.3 points and 5.2 rebounds for the season. Gorney's numbers improved in conference action, where he averaged 5.3 points and 6.3 rebounds.

He contributed a career-high four free throws in the final 16 seconds to help secure the win at Northwestern. Gorney contributed a season-best 11 points and eight rebounds in a win over Penn State, including the first three-point basket of his career.

LOOBY IN THE PAINT

Kurt Looby played well in the paint during his senior season. Looby averaged 4.6 rebounds and 3.6 points a game while shooting 66.7% (50-75) from the field. Looby, who had a career-best 12 rebounds against Louisiana-Monroe, also led Iowa with 43 blocked shots. Looby collected 96 career blocks in two seasons, moving into seventh on Iowa's career list. He matched his career-high for the sixth time with five blocked shots against Purdue (at home). His 96 blocks are the most by any two-year player at Iowa.

Looby had 12 points and eight rebounds in a loss to Bradley and 10 points and eight rebounds vs. Utah State. He has 10 or more rebounds in three games and had nine points and eight rebounds in a win over Michigan State. Looby ranked fifth in the Big Ten in blocked shots for the season and seventh in Big Ten games. Following is a list of Iowa's career leaders in blocked shots:

Rank	No.	Player (avg.), years
1.	365	Acie Earl (3.1 avg.), 1990-93
2.	229	Greg Stokes (1.9 avg.), 1982-85
3.	212	Erek Hansen (2.4 avg.), 2003-06
4.	124	Ryan Bowen (1.0 avg.), 1995-98
5.	120	Michael Payne (1.0 avg.), 1982-85
6.	104	Greg Brunner (0.8 avg.), 2003-06
7.	96	Kurt Looby (1.5 avg.), 2006-08
8.	92	Glen Worley (0.7 avg.), 2001-04
	92	J.R. Koch (0.7 avg.), 1996-99
10.	90	Jared Reiner (0.8 avg.), 2001-04

STRONG START FOR KELLY

Freshman guard Jake Kelly started Iowa's last 25 games and played well as a true freshman. Kelly played a key role in a home win over Northwestern, contributing 12 points (7-8 FTs) and five assists. He added nine points at Michigan State and had 17 points and four assists in a loss at Penn State. He scored 10 points in the loss to Illinois. Kelly led Iowa with 18 points in a win at Northwestern and he added four assists. Kelly made 7-10 field goal attempts (4-5 treys), including a three-pointer with 1:27 left in the game.

He scored 12 points in a home loss to Purdue and added six points, including two free throws in the final minutes, in the win at Michigan. Kelly scored 11 points (3-4 treys) in the win over Penn State. At Purdue, he contributed a three-point play to tie the score with five seconds left in the game. He led Iowa with 12 points in a loss to Michigan, along with five rebounds, three assists and two blocked shots. He scored 11 points in Iowa's loss in the Big Ten Tournament.

He scored a season-high 19 points in a win at Northern Iowa, hitting 6-13 field goal attempts and 3-5 treys while collecting two steals. At Iowa State he contributed 13 points, five rebounds and five assists. Kelly completed his first college season averaging 7.3 points, two assists and 1.9 rebounds per game, while ranking second on the team with 20 steals. He shot 40.8% from the field, 43.5% from three-point range and 77.4% from the free throw line.

PETERSON WAS PERFECT

Freshman guard Jeff Peterson was perfect in his shooting while scoring 19 points in Iowa's win over Penn State. On the eve of his 19th birthday, Peterson made all four of his field goal attempts (2-2 three-pointers) and all nine free throws. He added five assists, three rebounds and one steal in 27 minutes and made both of his field goal attempts (both treys) in a loss at Penn State. Peterson made 14 straight free throws before a miss at Purdue and shot 85.7% (24-28) from the line in Big Ten games.

Peterson did not play in the home win over Northwestern due to a virus. He had 12 points, nine assists and no turnovers in his first college game. He added 20 points in a win over Northern Colorado and added nine points and four assists against Florida Gulf Coast. Peterson matched his career-high with nine assists in the win at Michigan and added a pair of key free throws in the closing minutes.

Peterson started 11 games in his first season, averaging 5.2 points and 3.1 assists, while collecting 19 steals. He ranked 12th in the Big Ten in assists and 13th in assist/turnover ratio.

COLE HAD BEST NIGHT AT ISU

Freshman forward Jarryd Cole had the best game of his young college career in Iowa's loss at Iowa State. Cole connected on 7-10 field goal attempts, scoring 15 points and grabbing nine rebounds, both season-bests. He made all six of his field goal attempts while scoring 12 points and collecting five rebounds against Drake.

Hy-Vee Cy-Hawk Series

Iowa State won the fourth annual Hy-Vee Cy-Hawk Series, 18-9. The Cyclones picked up victories in football, men's golf, volleyball, men's cross country, women's basketball, women's swimming and diving, men's basketball and women's gymnastics. Both Iowa and Iowa State earned a point after a scoreless draw in women's soccer. Iowa gained two points in wrestling, women's cross country, women's gymnastics and softball.

Iowa captured the third Hy-Vee Cy-Hawk Series, 14-9 in 2006-07. The series is even at 2-2 since the in-state competition began in 2005.

Last season, the Hawkeyes captured victories in women's soccer (1-0, OT), football (27-17), wrestling (24-6) men's basketball (77-59), women's swimming & diving (181.5-117.5) and softball (2-1).

Iowa captured the inaugural Cy-Hawk Series in 2005 registering a 13-8 margin of victory. Iowa State evened the competition with its own 13-8 triumph in 2006.

The 12-sport series awards two points (except football, which is worth three) to the winning school in each head-to-head match-up between the two institutions. Additionally, one point is awarded to an institution if the graduation rate of its student-athletes is greater than the national average as reported each fall by the NCAA. Iowa earned the academic points all three years, whereas Iowa State failed to earn the extra points in 2004 and 2005.

A new total of 27 points (13 events) was up for grabs in 2007-08.

A commemorative Hy-Vee Cy-Hawk Series Cup, which stands 31 inches tall and weighs 19 pounds, is displayed on the winning team's campus for an entire year after a victory. Replica cups are also presented as "traveling trophies" for individual victorious teams in the head-to-head competition.

The fourth annual Hy-Vee Cy-Hawk Series results are listed below:

Date	Event	Result
9/4	Men's Golf (2 points)	ISU
9/8	Volleyball (2 points)	ISU
9/9	Women's Soccer (2 points)	Tie
9/15	Football (3 points)	ISU
11/10	Men's Cross Country (2 points)	ISU
11/10	Women's Cross Country (2 points)	Iowa
12/5	Women's Basketball (2 points)	ISU
12/7	Women's Swim. & Diving (2 points)	ISU
12/8	Men's Basketball (2 points)	ISU
12/9	Wrestling (2 points)	Iowa
2/22	Women's Gymnastics (2 points)	ISU
3/7	Women's Gymnastics (2 points)	Iowa
4/1	Softball (2 points)	Iowa

Academic Opportunities

Two points for an institution if the student-athlete graduation rate for all student-athletes is greater than the national average for all student-athletes, according to the annual graduation rate report issued each September/October by the NCAA.

In an earlier loss to Wake Forest he came off the bench to score 14 points (7-10 FGs) and grab seven rebounds in 33 minutes. Cole, who started for the first time against Louisiana-Monroe, added 10 points and four rebounds in a win over Eastern Illinois. He averaged 6.6 points and 4.8 rebounds per game while shooting 66.7% from the field in 13 games. He missed the final 19 games of the season after suffering a torn left ACL in a win over Southeastern Louisiana.

BOHALL WILL NOT RETURN AS SENIOR

Former walk-on Dan Bohall will not return to the Iowa team for his senior season. Bohall, who was put on scholarship for the 2007-08 season, notified the Iowa coaches after the season that he wanted to concentrate on academics as a senior.

Bohall this past season saw action in 19 games, with seven starts. He averaged 2.8 points per game.

HAWKEYES FEATURE YOUNG LINE-UP

Iowa's starting line-up in four games included freshmen Jarryd Cole, Jeff Peterson and Jake Kelly. Cole later missed the final 19 games due to injury. Kelly started 25 games and Peterson 11. The three combined for 42 starts.

Iowa had not started three freshmen in a game since the 2000-01 season. That season, Brody Boyd, Jared Reiner and Glen Worley started in a game at Illinois. Boyd, Worley and Sean Sonderleiter started in a game at Michigan State and Boyd, Worley and Cortney Scott started in a game at Michigan.

NEVER SAY NEVER...

It may have happened before 1920, but historical records of Iowa basketball do not show a game prior to Iowa's 56-51 loss to Drake (Dec. 14) in which the Hawkeyes failed to record a free throw attempt.

Drake was guilty of 10 fouls in the game, four in the first half. The Bulldogs were called for six fouls in the second half, the last at the 7:52 mark with Iowa holding a 39-38 advantage.

Prior to the 1920-21 season, Iowa's records do not show free throw attempts by game. From the beginning of the 1921-22 season, until the Dec. 14 contest vs. Drake, Iowa had made at least one free throw attempt in 2,147 consecutive games.

Prior to the contest vs. Drake, Iowa's lowest output from the free throw line, in recent history, occurred during a 61-53 loss to Michigan (March 1, 1979 in Iowa City) when the Hawkeyes made one of two free throw attempts.

HAWKEYES HIT THE BOARDS

In a 62-55 win at Northern Iowa, the Hawkeyes held a 37-16 rebounding advantage. No Northern Iowa player had more than five rebounds and only four of the nine Panthers who played had any rebounds. Kurt Looby led Iowa with seven rebounds, while six Hawkeyes had at least four.

The plus 21 rebounding advantage is the largest for Iowa since the second game of the 2006-07 season when the Hawkeyes held a 51-30 rebounding advantage in a 78-65 win over Toledo in the Paradise Jam.

LEADING THE TEAM

Following is the number of times a player led Iowa in scoring, rebounding, assists and steals. If two or more players tied for the team lead, all were credited for that game:

Player	Scoring	Rebounding	Assists	Steals
J.R. Angle				1
Dan Bohall			3	
Jarryd Cole	3	2		3
Tony Freeman	8	3	11	8
Seth Gorney		9	2	5
Justin Johnson	12	5	5	6
Jake Kelly	4		6	6
Kurt Looby		10		6
David Palmer				1
Jeff Peterson	2		9	10
Cyrus Tate	3	9	1	7

REACHING DOUBLE FIGURES

Following are Iowa's number of double figure games in scoring and rebounding, both for the 2007-08 season and for their career:

	Points		Rebounds	
	'07-08	Career	'07-08	Career
J.R. Angle	1	1	0	0
Dan Bohall	2	2	0	0
Jarryd Cole	5	5	0	0
Tony Freeman	15	28	0	0
Seth Gorney	4	10	4	4
Justin Johnson	17	21	1	1
Jake Kelly	11	11	0	0
Kurt Looby	2	4	3	5
Jeff Peterson	3	3	0	0
Cyrus Tate	11	14	4	6

IOWA'S STATISTICAL COMPARISONS

	All Games	Big Ten	Home Games	Away Games	IA Wins	IA Losses
Record	13-19	6-12	10-8	3-11	13-0	0-19
Points	56.1	55.4	57.1	54.8	59.1	54.0
Opp. Pts	58.0	60.2	54.1	63.1	48.5	63.9
FG%	.423	.424	.414	.436	.445	.410
FG Def.	.404	.422	.383	.431	.372	.426
3-PT%	.347	.346	.338	.359	.384	.322
3-pt. Def.	.332	.341	.303	.365	.304	.350
FT%	.649	.657	.649	.648	.681	.619
REB	32.5	30.5	33.7	30.9	33.3	31.9
AST	12.3	12.6	13.1	11.3	13.1	11.7
TO	15.8	14.8	15.6	16.0	15.3	16.1
STL	4.4	3.6	5.2	3.3	5.6	3.5
BLK	3.2	3.2	3.3	2.9	3.2	3.1

HOME, AWAY COMPARISONS

In its 18 home games, Iowa outscored its opponents by a 2.9 margin, shooting 41.4% from the field while holding its opponent to 38.3% shooting. Iowa held a 33.7-31.6 rebounding advantage.

In 14 games away from Carver-Hawkeye Arena (including three neutral site games), Iowa was outscored 63.1-54.8. The Hawkeyes shot 43.6% from the field while opponents shot 43.1%. Iowa held a 30.9-29.0 rebounding margin.

STARTING LINE-UPS

Iowa used five starting line-ups in its 32 games, but the same line-up in all 18 Big Ten games. Ten of Iowa's 11 players started at least two games.

Following is Iowa's record by line-up, with the last starting unit in bold:

Gorney, Looby, Bohall, Johnson, Peterson (ID State, UNCO, FGCU, UMES, BU, USU, WFU)	4-3
Cole, Looby, Kelly, Johnson, Peterson (ULM, EIU, SLU)	2-1
Cole, Looby, Kelly, Johnson, Angle (UNI, ISU)	1-1
Tate, Gorney, Freeman, Johnson, Kelly (IND, at WIS, at OSU, MSU, PUR, at MICH, at IND, PSU, at PUR, OSU, WIS, at MINN, MICH, NW, at MSU, at PSU, ILL, at NW, MICH)	6-13
Cole, Gorney, Kelly, Johnson, Peterson (Drake)	0-1

OVERCOMING DEFICITS

The biggest deficit Iowa overcame to earn a victory was 14 points. Iowa trailed by 14 in the first half of a 57-50 win over Southeastern Louisiana and by 14 in the second half of a 53-51 win over Northwestern, with both of those games in Iowa City.

The biggest deficit overcome by an Iowa opponent was 16. Louisiana-Monroe rallied for a 72-67 overtime win and Michigan won 60-52, both in Iowa City.

SCORING BY HALVES

Iowa was outscored 817-871 in the first half and 965-969 in the second half. The Hawkeyes were outscored 17-12 in their only overtime period.

Iowa led at halftime in 14 games and outscored its opponent in the second half in 13 games. The first half scoring was even in a home loss to Indiana and the second half scoring was even in four games.

IOWA FROM THE FREE THROW LINE

Iowa made at least 80% of its free throws in five games and at least 70% of its free throws in 12 games, with a season-best 88.9% (8-9) at Northern Iowa. The Hawkeyes shot 86.4% (19-22) from the line in their win over Penn State. Iowa posted a 6-6 record when shooting at least 70% from the free throw line. Following is Iowa's won-loss breakdown based on free throw percentage:

Iowa FT%	W-L	Iowa FT%	W-L
Under 50%	0-4	70-79%	3-3
50-59%	3-6	80-89%	3-3
60-69%	4-3	90-100%	0-0

OFF THE BENCH

The Iowa reserves averaged 12.2 points and seven rebounds per game, compared to 14 points and 8.2 rebounds by the opponent reserves.

Iowa was 8-6 when the reserves outscored the opponent reserves, 5-12 when the opponent reserves scored more points and 0-1 when reserve scoring was even.

Iowa was 6-7 when the Hawkeye reserves had more rebounds than the opponent reserves, 7-11 when the opponent reserves had more rebounds and 0-1 when rebounding by the reserves was even. Following is a game-by-game comparison with opponents:

Opponent	Iowa		Opponent	
	Pts.	Rebs.	Pts.	Rebs.
Idaho State	11	13	5	5
No. Colorado	10	4	9	9
FL Gulf Coast	16	8	7	4
MD Eastern Shore	23	15	3	5
Bradley (n)	17	10	14	8
Utah State (n)	24	120	13	7
Wake Forest	34	15	23	12
LA-Monroe	17	5	10	5
Eastern Illinois	11	6	17	8
at Northern Iowa	25	10	21	6
at Iowa State	4	6	6	11
Drake	14	10	11	7
SE Louisiana	35	14	8	8
Indiana	20	8	23	11
at Wisconsin	19	7	9	4
at Ohio State	7	6	31	17
Michigan State	9	9	7	12
Purdue	4	7	26	11
at Michigan	6	6	15	10
at Indiana	7	9	7	8
Penn State	19	7	2	4
at Purdue	11	5	17	6
Ohio State	3	6	5	7
Wisconsin	8	7	11	5
at Minnesota	7	3	31	13
Michigan	4	3	16	11
Northwestern	5	2	16	7
at Michigan State	2	3	20	11
at Penn State	10	3	23	4
Illinois	4	3	18	13
at Northwestern	0	1	18	7
Michigan (n)	2	3	7	7
Totals	391	224	449	263
Average	12.2	7.0	14.0	8.2

CRUNCH TIME FREE THROWS

Iowa was 67-100 (.670) from the free throw line in the final four minutes of its 18 games that were decided by 10 points or less. Iowa's opponents in those games made 70-102 (.686) free throw attempts in the final four minutes. Those figures include all free throw attempts in Iowa's single overtime game. Iowa was 7-11 in games decided by 10 points or less, including one overtime loss. Following are Iowa's individual attempts:

Dan Bohall	4-4	1.000
Seth Gorney	6-6	1.000
Jake Kelly	12-13	.923
Tony Freeman	18-23	.783
Justin Johnson	8-12	.667
Cyrus Tate	14-25	.560
Jeff Peterson	2-5	.400
Jarryd Cole	2-5	.400
Kurt Looby	1-4	.250
J.R. Angle	0-1	.000
David Palmer	0-2	.000
Iowa	67-200	.670
Opponents	70-102	.686

Iowa In Big Ten Statistics

Category	All Games		Big Ten	
	Stat	Rank	Stat	Rank
Scoring Defense	58.0	2nd	60.2	2nd
3-PT FG Defense	.332	4th	.341	5th
FG% Defense	.404	5th	.422	6th
Rebounding Margin	+2.0	5th	-0.2	5th
3-Pt. FG Per Game	6.9	6th	7.3	3rd
3-Pt. Field Goal %	.347	7th	.346	7th
Blocked Shots	3.2	8th	3.2	6th
Field Goal %	.423	9th	.424	7th
Free Throw %	.649	9th	.657	9th
Scoring Margin	-2.0	9th	-4.8	8th
Assists	12.3	10th	12.6	8th
Steals	4.4	11th	3.6	11th
Turnover Margin	-4.3	11th	-4.4	11th
Scoring Offense	56.1	11th	55.4	11th
Ast./TO Ratio	0.8	11th	0.8	11th

INDIVIDUAL STATISTICS

Category	Player	All Games		Big Ten	
		Stat	Rank	Stat	Rank
3-pt. FG Per G.	Justin Johnson	2.9	2nd	2.7	3rd
	Tony Freeman	2.8	---	3.0	2nd
FG%	Cyrus Tate	.667	---	.702	1st
Blk. Shots	Kurt Looby	1.3	7th	1.2	7th
Minutes Played	Justin Johnson	35.7	2nd	35.6	4th
	Tony Freeman	35.0	---	36.5	2nd
Rebounding	Cyrus Tate	5.4	16th	7.0	3rd
	Seth Gorney	5.2	17th	6.3	8th
	Justin Johnson	4.9	19th	5.1	19th
Scoring	Tony Freeman	13.8	---	14.2	7th
	Justin Johnson	11.8	15th	10.1	---
	Cyrus Tate	8.3	---	10.6	23rd
Assists	Jeff Peterson	3.1	13th	2.8	T13th
	Tony Freeman	3.2	---	3.6	7th
Ast/TO Ratio	Jeff Peterson	0.98	13th	---	---
	Tony Freeman	---	---	1.92	13th

HAWKEYE GAME NOTES & TRENDS

- Iowa was 0-0 when scoring 80 points or more, 0-1 when scoring between 70-80 points, 6-4 when scoring between 60-70 points and 7-14 when scoring less than 60 points.
- Iowa was 11-6 when holding its opponent to less than 60 points, 2-10 when holding its opponent between 60-70 points and 0-3 when the opponent scored over 70 points.
- Iowa was 7-7 when collecting more assists than the opponent, 6-12 when the opponent had more assists and 0-0 when assists were even.
- Iowa was 4-0 when having fewer turnovers than its opponent, 9-18 when the opponent had fewer turnovers and 0-1 when turnovers were equal.
- Iowa was 4-1 when collecting more steals than its opponent, 9-16 when the opponent had more steals and 0-2 when steals were equal.
- Iowa was 0-0 when five reached double figures, 3-2 when four reached double figures; 2-3 when three scored in double figures, 6-8 when two players scored in double figures and 2-6 when one scored in double figures.

- Iowa was 11-3 when leading at halftime, 2-15 when trailing at intermission and 0-1 when tied at halftime.
- Iowa was 10-8 when controlling the opening tip and 3-11 when not controlling the tip.
- Iowa was 7-11 in games decided by 10 points or less, including a 3-8 record in games decided by five points or less and a 0-1 mark in overtime.
- Iowa was 0-3 in neutral site games, dropping contests to Bradley and Utah State at the South Padre Island Invitational in late November and falling to Michigan in the first round of the Big Ten Tournament.

IOWA RECORD BY CONFERENCE

Iowa, in non-conference action, played three teams from the Missouri Valley Conference and two from the Big Sky, along with one from the Atlantic Coast, Atlantic Sun, Big 12, Mid-Eastern Atlantic, Ohio Valley, Southland Sun Belt and Western Athletic. Following is a breakdown of Iowa's record by conference:

Atlantic Coast	0-1	Missouri Valley	1-2
Atlantic Sun	1-0	Ohio Valley	1-0
Big Sky	2-0	Southland	1-0
Big 12	0-1	Sun Belt	0-1
Mid-Eastern Athletic	1-0	Western Athletic	0-1

NO THREE-POINTERS

Since the three-point shot became part of the college game, Iowa has played 14 games in which it has failed to make a three-point attempt. Iowa had made at least one three-point basket in 53 straight games before missing all five attempts in a 71-61 home win over Purdue in 2004. Iowa's current streak includes at least one three-point basket in 150 straight games.

Following is a list of games in which Iowa did not make a three-point basket (11-3 record). During the 1982-83 season, when the three-point shot was first added, the number of three-point attempts in some games is unavailable.

Date	Opponent	3-pt.	Result
1/7/04	Purdue	0-5	W, 71-61
2/13/02	Penn State	0-9	L, 65-71
12/8/92	Northern Iowa	0-5	W, 64-44
12/6/91	Army	0-8	W, 74-39
12/12/88	Jackson State	0-3	W, 86-71
12/19/87	Iowa State	0-7	L, 100-102
2/10/83	Purdue	0-1	W, 55-46
12/29/82	Seton Hall	0	W, 85-63
12/28/82	James Madison	0	W, 55-47
12/18/82	UCLA	0	L, 66-75
12/11/82	Southern Cal	0	W, 66-55
12/8/82	Marquette	0	W, 87-66
12/3/82	Navy	0	W, 76-65
11/27/82	Brigham Young	0	W, 91-80

IOWA PROGRAM REACHES 1,400 WINS

The Iowa basketball program reached 1,400 wins (now at 1,451) with a 79-46 victory over Texas-San Antonio on Nov. 26, 2005. Iowa ranks 34th on the all-time list for victories and is one of 41 NCAA Division I programs with as many as 1,400 wins. Iowa's basketball history includes 73 winning seasons and 24 years in which the Hawkeyes have won 20 or more games. Iowa (with 22) is one of 31 programs to earn more than 20 invitations into the NCAA Tournament.

IOWA IN THE NCAA TOURNAMENT

Iowa made its 22nd appearance in the NCAA Tournament in 2006. Iowa earned the Big Ten Conference's automatic bid by virtue of claiming the league's tournament title.

The Hawkeyes hold an overall record of 27-24 in the tournament, advancing to the Final Four in 1955 (fourth), 1956 (second) and 1980 (fourth). Iowa reached the regional championship in 1987 and lost in the regional semi-final in 1988 and 1999.

IOWA INFORMATION ON THE WEB

Iowa basketball information is available on the University of Iowa's web site, hawkeyesports.com. Once you have entered the web site, you may obtain biographical information on Iowa players and coaches, game notes, game stories and box scores from all games throughout the season, plus team and individual cumulative stats and a pdf version of Iowa's History and Record book.

Members of the media who wish to have this information forwarded via e-mail throughout the season may do so by contacting the Iowa Sports Information office with your e-mail address.

IOWA ON THE TUBE

All but one Iowa game throughout the 2007-08 season was televised, with the only exception being the final round of the South Padre Island Invitational against Utah State.

The majority of Iowa's non-conference games appeared on the Big Ten Network, along with Iowa's game in the 2008 Big Ten Tournament. Iowa's home game with Wake Forest was televised on ESPN2. The contest at Northern Iowa was on FOX 28 and the game at Iowa State appeared on ESPNU. Iowa games at Michigan State and Minnesota, along with the home contest vs. Michigan, aired on ESPN.

HAWKEYES IN ACC/BIG TEN CHALLENGE

Iowa's men's basketball team will travel to Boston College Dec. 2 as part of the 2008 ACC/Big Ten Challenge. Game times and television information will be released at a later date. All 11 games in the Challenge will be televised on ESPN, ESPN2 or ESPNU.

Iowa is 2-5 in the Challenge after a 56-47 loss to Wake Forest last season in Iowa City. Iowa lost to Maryland, in Baltimore, in 2000, defeated Georgia Tech in 2001 in Iowa City, lost at Florida State in 2003 and lost to Duke, in Chicago, in 2002. Iowa did not take part in the event in 2003-04 and 2004-05.

Boston College won the only previous meeting between the two programs, claiming an 86-81 victory in the consolation round of the Far West Classic on Dec. 30, 1974.

Boston College posted a 14-17 record in 2008, including a 4-12 mark in league play. The Eagles are coached by Al Skinner, who has posted a 210-137 record in 11 seasons at Boston College. The Eagles play their home games at the Silvio O. Conte Forum (8,606).

Boston College has posted a 2-0 record in the ACC/Big Ten Challenge.

IOWA IN LAS VEGAS NEXT SEASON

Iowa will take part in the Las Vegas Invitational during the early portion of the 2008-09 season. The 2008 event will take place Nov. 28-29 at the Orleans Arena in Las Vegas. Iowa's bracket of opponents in Las Vegas will include Kentucky, Kansas State and West Virginia, all teams that participated in the 2008 NCAA Tournament.

Similar to the South Padre Island Invitational in 2007-08, Iowa will have two home games in the event before traveling to Las Vegas for two games. Possible first and second round opponents include Southeast Missouri State, Oakland University, Delaware State and Longwood University.

Kansas defeated eventual national champion Florida in the championship game of the tournament in 2006-07, while North Carolina won the event in 2007-08.

Participating schools will each have their share of tickets available to sell. The general public will have a chance to purchase a limited number of tickets for the final rounds in Las Vegas. For ticket information, please contact the Orleans Arena at (702) 284-7777 or on the web at www.orleansarena.com.

Iowa's 2007-08 Recruiting Class

Devan Bawinkel
Guard, 6-5, 195, Junior
Winnebago, IL (Highland, IL CC)

2007-08 - - Attended Highland Community College in Freeport, IL as a sophomore in 2007-08 . . . named Most Valuable Player in the Arrowhead Conference . . . named MVP of Region Four post-season tournament and was named to all-Region Four team for his play throughout the season . . . helped team win Arrowhead Conference title with 12-0 record as team posted overall record of 28-5 . . . averaged 13.5 points, 4.8 rebounds and 4.1 assists per game . . . set school record with 10 three-point baskets vs. Kankakee and shot 44.6% from three-point range for the season, hitting 99 three-pointers.

Andrew Brommer
Forward, 6-9, 220, Freshman
Rosemount, MN (Rosemount HS)

High school - - Named first team all-conference as a senior, junior and sophomore, being a unanimous selection as a senior . . . one of 10 finalists for Minnesota's "Mr. Basketball" as a senior . . . scored 1,391 career points . . . team captain and Most Valuable Player as a senior . . . averaged 16.8 points and 8.1 rebounds as a senior as team posted 13-14 overall record . . . shot 60% from the field as a senior . . . averaged 17 points, nine rebounds, three assists and three blocked shots per game as a junior.

Jermain Davis
Guard, 6-4, 200, Junior
New Hope, MN (Kirkwood, IA CC)

Junior college - - Attended Kirkwood, IA CC, helping the Eagles reach the NJCAA Division II national tournament . . . placed third at national tournament and posted 32-4 overall record . . . team set school record for wins in a season . . . named honorable mention all-Region . . . scored 13 points in regional final game . . . scored 15 points in second round game at nationals . . . scored 17 points in national semi-final loss . . . ended junior college career with 12 points in helping team earn third place finish in national tournament . . . for the season averaged 9.6 points, 3.3 rebounds and three assists per game . . . played freshman season at Southeastern, IA CC, averaging 10.9 points while leading the team in assists and ranking third in steals.

Aaron Fuller
Forward, 6-7, 205, Freshman
Mesa, AZ (Mesa HS)

High school - - Named Player of the Year for Class 4A-5A in Arizona by the Arizona Republic as a senior . . . selected at team Most Valuable Player, team captain as a senior . . . named East Valley Region Player of the Year and East Valley Tribune Player of the Year . . . selected to compete in Arizona All-Star Game . . . helped team post 17-11 overall record,

including 6-2 conference mark . . . led team to East Valley Region championship . . . set single game scoring record with 46 points against Westwood . . . tied school record for field goals in a season (237) and set single season scoring record with 631 points . . . averaged 23.4 points, 10.6 rebounds and 2.1 blocked shots per game as a senior, shooting 59.8% from the field and 70.4% from the free throw line.

Matt Gatens
Guard, 6-5, 210, Freshman
Iowa City, IA (Iowa City HS)

High school - - Named Iowa's "Mr. Basketball" and Gatorade Player of the Year in Iowa as a senior . . . first team all-state as a senior, junior and sophomore . . . led team to state Class 4-A state title as a senior with a 25-1 overall record . . . team also won Mississippi Valley Conference title . . . named captain of state tournament all-tournament team . . . earned all-conference recognition four straight years . . . led all scorers in state championship game with 24 points (13-13 FTs), while also collecting five rebounds . . . collected 51 points (19-20 FTs) and 14 rebounds in three games at state tournament . . . holds City High career records for points (1,928), free throws, free throw attempts, assists and games played . . . averaged 22.1 points, 6.1 rebounds and five assists as senior, shooting 39.7% from three-point range and 83.3% from the free throw line . . . averaged 18 points, 5.5 rebounds and four assists as a freshman . . . selected to compete in National Basketball Association Top 100 all-American Camp, Kobe Bryant's NIKE Skills Academy, which brings in the top 20 players in the nation at each position, and the NIKE LeBron James Skills Academy for the top 80 high school players in the United States . . . two-time invitee to the NIKE Basketball Jamboree in St. Louis, MO and the NIKE all-American Basketball Camp in Indianapolis.

Anthony Tucker
Guard, 6-4, 195, Freshman
Minnetonka, MN (Minnetonka HS)

High school - - Named Metro Player of the Year by Minneapolis Star-Tribune as a senior . . . first team all-state as a senior and finalist for Minnesota "Mr. Basketball" . . . only player in conference history to be unanimous selection to all-conference team four straight years . . . first team all-state as a junior by the St. Paul Pioneer Press . . . first team all-Metro as a junior and senior . . . second team all-state selection as a sophomore . . . two-year team captain . . . led team to state championship as a senior as team posted 28-3 overall record . . . scored 27 points in state championship game, including 20 points in the second half as team rallied from a 22-point first half deficit . . . school career scoring leader with 1,908 points . . . set school record for three-point percentage (44.6%) as a senior . . . averaged 21.2 points per game as a senior, along with 5.6 rebounds, 5.7 assists and 2.8 assist to turnover ratio . . . as a senior shot 55.4% from the field, 44.6% (87-195) from three-point range and 80% from the free throw line . . . averaged 16.4 points and 5.7 assists per game as a junior.

Iowa Hawkeyes
Iowa Hawkeyes Combined Team Statistics (as of Mar 17, 2008)
All games

RECORD :	OVERALL	HOME	AWAY	NEUTRAL
ALL GAMES	(13-19)	(10-8)	(3-8)	(0-3)
CONFERENCE	(6-12)	(4-5)	(2-7)	(0-0)
NON-CONFERENCE	(7-7)	(6-3)	(1-1)	(0-3)

## Player	GP-GS	Min--Avg	---TOTAL---		---3-PTS---		---FT-FTA		---REBOUNDS---				PF	FO	A	TO	Blk	Stl	Pts	Avg
			FG-FGA	Pct	3FG-FGA	Pct	Pct	Off	Def	Tot	Avg									
11 Freeman, Tony.....	22-19	769 35.0	91-242	.376	62-162	.383	60-87	.690	11	57	68	3.1	38	1	71	71	4	22	304	13.8
24 Johnson, Justin....	32-32	1142 35.7	128-356	.360	93-269	.346	29-39	.744	31	126	157	4.9	55	1	68	62	17	19	378	11.8
44 Tate, Cyrus.....	31-19	705 22.7	86-129	.667	0-0	.000	86-147	.585	59	107	166	5.4	87	3	8	57	12	18	258	8.3
32 Kelly, Jake.....	32-25	872 27.3	82-201	.408	30-69	.435	41-53	.774	15	45	60	1.9	83	3	65	70	10	20	235	7.3
50 Cole, Jarryd.....	13-6	302 23.2	36-54	.667	0-1	.000	14-31	.452	26	36	62	4.8	37	1	3	23	2	7	86	6.6
30 Peterson, Jeff.....	30-11	746 24.9	49-151	.325	14-52	.269	44-60	.733	6	55	61	2.0	66	3	92	94	0	19	156	5.2
53 Gorney, Seth.....	32-27	817 25.5	57-135	.422	2-11	.182	23-30	.767	32	133	165	5.2	63	0	31	37	12	11	139	4.3
52 Looby, Kurt.....	32-12	584 18.3	50-75	.667	0-0	.000	15-36	.417	47	100	147	4.6	46	1	17	32	43	15	115	3.6
04 Angle, J.R.....	18-2	216 12.0	19-54	.352	14-41	.341	5-10	.500	7	24	31	1.7	20	0	11	11	1	4	57	3.2
15 Bohall, Dan.....	19-7	225 11.8	14-45	.311	5-30	.167	20-26	.769	4	15	19	1.0	26	0	27	19	0	3	53	2.8
02 Palmer, David.....	14-0	47 3.4	4-13	.308	2-5	.400	3-5	.600	2	6	8	0.6	13	0	6	0	2	13	0.9	
TEAM.....									40	55	95	3.0	0		22					

Total.....	32	6425	616-1455	.423	222-640	.347	340-524	.649	280	759	1039	32.5	534	13	393	504	101	140	1794	56.1
Opponents.....	32	6425	661-1635	.404	196-591	.332	339-496	.683	310	664	974	30.4	555	12	400	368	76	242	1857	58.0

TEAM STATISTICS	IOWA	OPP	DATE	OPPONENT	W/L	SCORE	ATTEND		
SCORING.....	1794	1857	11/09/07	IDAHO STATE	W	58-43	10201		
Points per game.....	56.1	58.0	11/14/07	NORTHERN COLORADO	W	59-47	8483		
Scoring margin.....	-2.0	-	%11/18/07	FLORIDA GULF COAST	W	62-49	9183		
FIELD GOALS-ATT.....	616-1455	661-1635	%11/20/07	MD EASTERN SHORE	W	65-48	8583		
Field goal pct.....	.423	.404	@11/23/07	vs Bradley	L	56-67	850		
3 POINT FG-ATT.....	222-640	196-591	@11/24/07	vs Utah State	L	62-75	900		
3-point FG pct.....	.347	.332	11/26/07	WAKE FOREST	L	47-56	9120		
3-pt FG made per game.	6.9	6.1	+11/30/07	LOUISIANA-MONROE	LOT	67-72	9158		
FREE THROWS-ATT.....	340-524	339-496	+12/01/07	EASTERN ILLINOIS	W	57-45	9107		
Free throw pct.....	.649	.683	12/05/07	at Northern Iowa	W	62-55	7043		
REBOUNDS.....	1039	974	12/08/07	at Iowa State	L	47-56	14376		
Rebounds per game....	32.5	30.4	12/14/07	DRAKE	L	51-56	9863		
Rebounding margin....	+2.0	-	12/29/07	SE LOUISIANA	W	57-50	10806		
ASSISTS.....	393	400	*01/02/08	INDIANA	L	76-79	9890		
Assists per game.....	12.3	12.5	*01/05/08	at Wisconsin	L	51-64	17190		
TURNOVERS.....	504	368	*01/09/08	at Ohio State	L	48-79	18473		
Turnovers per game....	15.8	11.5	*01/12/08	MICHIGAN STATE	W	43-36	13044		
Turnover margin.....	-4.2	-	*01/16/08	PURDUE	L	62-67	9701		
Assist/turnover ratio.	0.8	1.1	*01/19/08	at Michigan	W	68-60	11638		
STEALS.....	140	242	*01/23/08	at Indiana	L	43-65	17269		
Steals per game.....	4.4	7.6	*01/26/08	PENN STATE	W	64-49	14572		
BLOCKS.....	101	76	*01/30/08	at Purdue	L	50-51	13370		
Blocks per game.....	3.2	2.4	*02/02/08	OHIO STATE	W	53-48	15235		
WINNING STREAK.....	0	-	*02/06/08	WISCONSIN	L	54-60	12342		
Home win streak.....	0	-	*02/09/08	at Minnesota	L	50-63	14625		
ATTENDANCE.....	193700	153926	*02/14/08	MICHIGAN	L	52-60	9662		
Home games-Avg/Game...	18-10761	11-12575	*02/19/08	NORTHWESTERN	W	53-51	9250		
Neutral site-Avg/Game.	-	3-5201	*02/23/08	at Michigan State	L	52-66	14759		
			*02/27/08	at Penn State	L	64-65	6058		
SCORE BY PERIODS:	1st	2nd	OT	Total	*03/01/08	ILLINOIS	L	47-58	15500
-----	-----	-----	-----	-----	*03/04/08	at Northwestern	W	67-62	3523
Iowa Hawkeyes.....	817	965	12	- 1794	&03/13/08	vs MICHIGAN	L	47-55	13852
Opponents.....	871	969	17	- 1857					

% - - South Padre Island Invitational (Iowa City, IA)
@ - - South Padre Island Invitational (South Padre Island, TX)
+ - - Hawkeye Challenge, Iowa City, IA
* - - Big Ten Conference Game
& - - Big Ten Tournament, Indianapolis, IN

Iowa Hawkeyes
Iowa Hawkeyes Combined Team Statistics (as of Mar 05, 2008)
Conference games

RECORD:	OVERALL	HOME	AWAY	NEUTRAL
ALL GAMES.....	(6-12)	(4-5)	(2-7)	(0-0)
CONFERENCE.....	(6-12)	(4-5)	(2-7)	(0-0)
NON-CONFERENCE.....	(0-0)	(0-0)	(0-0)	(0-0)

## Player	GP-GS	Min--Avg	---TOTAL---		---3-PTS---		FT-FTA	Pct	----REBOUNDS----				PF	FO	A	TO	Blk	Stl	Pts	Avg
			FG-FGA	Pct	3FG-FGA	Pct			Off	Def	Tot	Avg								
11 Freeman, Tony.....	18-18	657 36.5	77-204	.377	54-142	.380	48-70	.686	8	48	56	3.1	32	1	64	63	3	19	256	14.2
44 Tate, Cyrus.....	18-18	519 28.8	66-94	.702	0-0	.000	59-105	.562	46	80	126	7.0	56	1	4	27	9	12	191	10.6
24 Johnson, Justin....	18-18	641 35.6	61-177	.345	49-142	.345	11-12	.917	15	76	91	5.1	30	1	42	28	8	6	182	10.1
32 Kelly, Jake.....	18-18	479 26.6	45-105	.429	16-40	.400	21-27	.778	8	17	25	1.4	44	1	33	42	7	7	127	7.1
53 Gorney, Seth.....	18-18	564 31.3	40-89	.449	2-9	.222	14-19	.737	21	92	113	6.3	46	0	23	28	9	10	96	5.3
30 Peterson, Jeff.....	17-0	346 20.4	22-67	.328	7-23	.304	24-28	.857	2	27	29	1.7	33	1	48	46	0	6	75	4.4
52 Looby, Kurt.....	18-0	275 15.3	20-30	.667	0-0	.000	9-22	.409	17	38	55	3.1	20	0	6	11	21	4	49	2.7
04 Angle, J.R.....	7-0	69 9.9	5-22	.227	2-15	.133	0-0	.000	2	7	9	1.3	6	0	4	3	0	0	12	1.7
15 Bohall, Dan.....	9-0	45 5.0	2-9	.222	1-8	.125	4-6	.667	1	0	1	0.1	6	0	3	1	0	1	9	1.0
02 Palmer, David.....	3-0	5 1.7	0-0	.000	0-0	.000	0-0	.000	0	3	3	1.0	4	0	0	0	0	0	0	0.0
TEAM.....										18	23	41	2.3	0		17				

Total.....	18	3600	338-797	.424	131-379	.346	190-289	.657	138	411	549	30.5	277	5	227	266	57	65	997	55.4
Opponents.....	18	3600	393-932	.422	109-320	.341	188-259	.726	171	375	546	30.3	304	5	233	186	41	129	1083	60.2

TEAM STATISTICS	IOWA	OPP	DATE	OPPONENT	W/L	SCORE	ATTEND

SCORING.....	997	1083	*01/02/08	INDIANA	L	76-79	9890
Points per game.....	55.4	60.2	*01/05/08	at Wisconsin	L	51-64	17190
Scoring margin.....	-4.8	-	*01/09/08	at Ohio State	L	48-79	18473
FIELD GOALS-ATT.....	338-797	393-932	*01/12/08	MICHIGAN STATE	W	43-36	13044
Field goal pct.....	.424	.422	*01/16/08	PURDUE	L	62-67	9701
3 POINT FG-ATT.....	131-379	109-320	*01/19/08	at Michigan	W	68-60	11638
3-point FG pct.....	.346	.341	*01/23/08	at Indiana	L	43-65	17269
3-pt FG made per game.	7.3	6.1	*01/26/08	PENN STATE	W	64-49	14572
FREE THROWS-ATT.....	190-289	188-259	*01/30/08	at Purdue	L	50-51	13370
Free throw pct.....	.657	.726	*02/02/08	OHIO STATE	W	53-48	15235
REBOUNDS.....	549	546	*02/06/08	WISCONSIN	L	54-60	12342
Rebounds per game....	30.5	30.3	*02/09/08	at Minnesota	L	50-63	14625
Rebounding margin....	+0.2	-	*02/14/08	MICHIGAN	L	52-60	9662
ASSISTS.....	227	233	*02/19/08	NORTHWESTERN	W	53-51	9250
Assists per game.....	12.6	12.9	*02/23/08	at Michigan State	L	52-66	14759
TURNOVERS.....	266	186	*02/27/08	at Penn State	L	64-65	6058
Turnovers per game....	14.8	10.3	*03/01/08	ILLINOIS	L	47-58	15500
Turnover margin.....	-4.4	-	*03/04/08	at Northwestern	W	67-62	3523
Assist/turnover ratio.	0.9	1.3					
STEALS.....	65	129					
Steals per game.....	3.6	7.2					
BLOCKS.....	57	41					
Blocks per game.....	3.2	2.3					
WINNING STREAK.....	1	-					
Home win streak.....	0	-					
ATTENDANCE.....	109196	116905					
Home games-Avg/Game...	9-12133	9-12989					
Neutral site-Avg/Game.	-	0-0					

% - - South Padre Island Invitational (Iowa City, IA)
@ - - South Padre Island Invitational (South Padre Island, TX)
+ - - Hawkeye Challenge, Iowa City, IA
* - - Big Ten Conference Game

SCORE BY PERIODS:	1st	2nd	Total

Iowa Hawkeyes.....	459	538	- 997
Opponents.....	496	587	- 1083

Final Game-By-Game Results**Overall: 13-19; Big Ten: 6-12; Home: 10-8; Away: 3-8; Neutral: 0-3**

Date	Opponent	Result	Attend.	Top Scorer	Top Rebounder
Nov. 9	Idaho State	W, 58-43	10,201	Justin Johnson, 21	Kurt Looby, 10
Nov. 14	Northern Colorado	W, 59-47	8,483	Jeff Peterson, 20	Kurt Looby, 7
% Nov. 18	Florida Gulf Coast	W, 62-49	9,183	Justin Johnson, 19	Seth Gorney, 11
% Nov. 20	Maryland Eastern Shore	W, 65-48	8,583	Justin Johnson, 19	Jarryd Cole, 7
@ Nov. 23	Bradley (n)	L, 56-67	850	Justin Johnson, 16	Kurt Looby, 8
@ Nov. 24	Utah State (n)	L, 62-75	900	Justin Johnson, 14	Kurt Looby, 8
Nov. 26	Wake Forest	L, 47-56	9,120	Jarryd Cole, 14	Kurt Looby, 10
+ Nov. 30	Louisiana-Monroe	L, 67-72	9,158	Justin Johnson, 26	Kurt Looby, 12
+ Dec. 1	Eastern Illinois	W, 57-45	9,107	Justin Johnson, 25	Kurt Looby, 8
Dec. 5	at Northern Iowa	W, 62-55	7,043	Jake Kelly, 19	Kurt Looby, 7
Dec. 8	at Iowa State	L, 47-56	14,376	Jarryd Cole, 15	Jarryd Cole, 9
Dec. 14	Drake	L, 51-56	9,863	Jarryd Cole, 12	Kurt Looby, 7
Dec. 29	Southeastern Louisiana	W, 57-50	10,806	Tony Freeman, 15	Tony Freeman, 7
* Jan. 2	Indiana	L, 76-79	9,890	Justin Johnson, 29	Seth Gorney, 10
* Jan. 5	at Wisconsin	L, 51-64	17,190	Justin Johnson, 13	Cyrus Tate, 8
* Jan. 9	at Ohio State	L, 48-79	18,473	Tony Freeman, 21	Justin Johnson, 7
* Jan. 12	Michigan State	W, 43-36	13,044	Tony Freeman, 22	Kurt Looby, 8
* Jan. 16	Purdue	L, 62-67	9,701	Tony Freeman, 19	Justin Johnson, 9
* Jan. 19	at Michigan	W, 68-60	11,638	Tony Freeman, 28	Seth Gorney, 12
* Jan. 23	at Indiana	L, 43-65	17,269	Tony Freeman, 14	Gorney/Tate, 5
* Jan. 26	Penn State	W, 64-49	14,572	Jeff Peterson, 19	Cyrus Tate, 13
* Jan. 30	at Purdue	L, 50-51	13,370	Justin Johnson, 14	Four with 5
* Feb. 2	Ohio State	W, 53-48	15,235	Justin Johnson, 24	Seth Gorney, 7
* Feb. 6	Wisconsin	L, 54-60	12,342	Tony Freeman, 18	Cyrus Tate, 8
* Feb. 9	at Minnesota	L, 50-63	14,625	Justin Johnson, 15	Seth Gorney, 10
* Feb. 14	Michigan	L, 52-60	9,662	Jake Kelly, 12	Seth Gorney, 8
* Feb. 19	Northwestern	W, 53-51	9,250	Cyrus Tate, 18	Cyrus Tate, 11
* Feb. 23	at Michigan State	L, 52-66	14,759	Cyrus Tate, 26	Cyrus Tate, 9
* Feb. 27	at Penn State	L, 64-65	6,058	Jake Kelly, 17	Gorney/Freeman, 5
* Mar. 1	Illinois	L, 47-58	15,500	Tony Freeman, 21	Cyrus Tate, 8
* Mar. 4	at Northwestern	W, 67-62	3,523	Jake Kelly, 18	Justin Johnson, 7
& Mar. 13	Michigan (n)	L, 47-55	13,852	Cyrus Tate, 16	Cyrus Tate, 11

% - - South Padre Island Invitational (Iowa City, IA)

@ - - South Padre Island Invitational (South Padre Island, TX)

+ - - Hawkeye Challenge, Iowa City, IA

* - - Big Ten Conference Game

& - - Big Ten Tournament, Indianapolis, IN

Attendance Summary	Games	Totals	Average
Home	18	193,700	10,761
Away	11	138,324	12,575
Neutral	3	15,602	5,201
Totals	32	347,626	10,863

Game-By-Game Statistics

Team	Score	FG-A	PCT	3-PT. FG	PCT	FT-A	PCT	REB	PF	AS	TO	BS	ST
at Iowa	58	21-46	.457	10-21	.476	6-10	.600	39	17	17	16	4	6
Idaho State	43	16-49	.327	1-20	.005	10-17	.588	28	12	13	9	0	19
at Iowa	59	19-40	.475	3-11	.273	18-25	.720	28	17	10	22	5	10
Northern Colorado	47	18-50	.360	3-14	.214	3-14	.571	34	22	12	23	2	7
at Iowa	62	23-48	.479	4-16	.250	12-22	.545	38	15	14	20	2	9
Florida Gulf Coast	49	19-50	.380	6-23	.261	5-11	.455	28	20	11	19	1	8
at Iowa	65	17-40	.425	5-16	.313	26-32	.813	38	16	12	14	10	5
MD Eastern Shore	48	17-60	.283	9-20	.450	5-8	.625	29	25	8	12	1	7
Iowa (n)	56	22-49	.449	9-21	.429	3-7	.429	31	15	17	17	2	3
Bradley	67	24-55	.436	11-28	.393	8-11	.727	33	14	16	13	2	10
Iowa (n)	62	22-51	.431	5-20	.250	13-16	.813	27	18	12	7	3	3
Utah State	75	24-48	.500	10-17	.588	17-21	.810	31	15	21	7	1	3
at Iowa	47	19-50	.380	2-15	.133	7-18	.389	40	23	11	23	3	4
Wake Forest	56	19-56	.339	1-15	.067	17-26	.654	39	21	6	15	4	12
at Iowa	67	22-48	.458	9-22	.409	14-26	.538	43	22	14	29	0	4
Louisiana-Monroe	72	24-50	.480	10-28	.357	14-29	.483	26	22	13	14	3	13
at Iowa	57	21-46	.457	10-22	.455	5-7	.714	29	16	13	16	2	5
Eastern Illinois	45	14-37	.378	5-10	.500	12-15	.800	23	11	8	15	0	8
Iowa	62	22-44	.500	10-17	.588	8-9	.889	37	20	8	18	2	4
at Northern Iowa	55	19-45	.422	7-18	.389	10-19	.526	16	15	11	7	5	9
Iowa	47	18-56	.321	6-21	.286	5-10	.500	41	22	8	12	2	2
at Iowa State	56	16-51	.314	4-16	.250	20-27	.741	40	16	10	6	6	8
at Iowa	51	21-50	.420	9-21	.429	0-0	.000	33	21	13	16	3	3
Drake	56	18-52	.346	8-27	.296	12-17	.706	33	10	12	10	0	8
at Iowa	57	16-43	.372	7-21	.333	18-30	.600	28	18	13	13	4	12
Southeastern LA	50	21-49	.429	4-11	.364	4-10	.400	37	25	15	20	3	4
at Iowa	76	25-58	.431	11-27	.407	15-25	.600	36	23	21	13	6	2
Indiana	79	26-53	.491	4-13	.308	23-32	.719	36	23	13	11	2	9
Iowa	51	19-45	.422	6-17	.353	7-15	.467	31	27	12	14	4	2
at Wisconsin	64	20-49	.408	5-15	.333	19-27	.704	34	14	9	7	3	7
Iowa	48	19-56	.339	6-33	.182	4-7	.571	33	13	9	15	4	1
at Ohio State	79	33-63	.524	6-20	.300	7-9	.778	36	9	20	6	1	9

Game-By-Game Statistics

Team	Score	FG-A	PCT	3-PT. FG	PCT	FT-A	PCT	REB	PF	AS	TO	BS	ST
at Iowa	43	11-40	.275	5-21	.238	16-29	.552	35	10	9	10	3	7
Michigan State	36	16-52	.308	3-12	.250	1-4	.250	40	25	11	18	2	6
at Iowa	62	20-46	.435	5-16	.313	17-22	.773	33	13	14	14	6	5
Purdue	67	22-57	.386	11-24	.458	12-12	1.000	30	20	15	12	3	6
Iowa	68	23-47	.489	7-19	.368	15-24	.625	37	9	15	14	2	2
at Michigan	60	22-54	.407	11-28	.393	5-8	.625	25	18	13	12	5	7
Iowa	43	15-44	.341	5-17	.294	8-14	.571	28	17	6	20	1	5
at Indiana	65	25-47	.532	3-14	.214	12-18	.667	30	17	13	14	3	10
at Iowa	64	18-38	.474	9-25	.360	19-22	.864	34	15	14	18	1	3
Penn State	49	20-51	.392	4-16	.250	5-11	.455	22	19	7	12	0	9
Iowa	50	19-36	.528	7-16	.438	5-9	.556	27	17	9	22	5	4
at Purdue	51	19-46	.413	7-17	.412	6-12	.500	21	14	15	12	2	10
at Iowa	53	19-44	.432	11-25	.440	4-7	.571	31	12	16	12	1	2
Ohio State	48	21-56	.375	3-21	.143	3-6	.500	33	13	5	8	3	6
at Iowa	54	17-48	.354	7-20	.350	13-17	.765	35	18	11	9	2	3
Wisconsin	60	20-46	.435	5-11	.455	15-20	.750	31	15	5	7	4	3
Iowa	50	18-38	.474	9-21	.429	5-7	.714	23	13	15	21	4	5
at Minnesota	63	23-53	.434	8-19	.421	9-12	.750	31	13	19	13	3	10
at Iowa	52	19-52	.365	7-28	.250	7-9	.778	29	17	13	12	3	5
Michigan	60	19-42	.452	7-19	.368	15-19	.789	30	12	15	11	1	4
at Iowa	53	17-43	.395	6-21	.286	13-20	.650	30	9	13	10	3	5
Northwestern	51	19-50	.380	9-25	.360	4-5	.800	33	20	15	12	0	8
Iowa	52	20-43	.465	3-12	.250	9-14	.643	30	12	11	16	7	3
at Mich. State	66	25-64	.391	4-16	.250	12-13	.923	33	19	16	5	3	5
Iowa	64	23-40	.575	12-22	.545	6-7	.857	21	18	16	17	0	4
at Penn State	65	22-47	.468	7-17	.412	14-17	.824	21	14	12	10	2	8
at Iowa	58	14-39	.359	3-16	.188	16-27	.593	27	17	7	13	2	4
Illinois	47	19-49	.388	4-11	.364	16-19	.842	36	20	13	9	4	5
Iowa	67	22-50	.550	12-23	.522	11-14	.786	29	17	16	16	3	3
at Northwestern	62	22-53	.415	8-22	.364	10-15	.667	24	19	17	7	0	7
Iowa (n)	47	15-47	.319	2-17	.118	15-23	.652	38	17	4	15	2	5
Michigan	55	19-51	.373	8-24	.333	9-12	.750	31	23	11	12	7	6

Season & Career Bests

Season Bests

Player	Points	Rebounds	Assists	Blocks	Steals
J.R. Angle	10, SE Louisiana	6, No. Iowa	3, E. Illinois	1, SE Louisiana	3, SE Louisiana
Dan Bohall	14, N. Colorado	6, N. Colorado	6, Idaho St.		2, Florida G. Coast
Jarryd Cole	15, at IA State	9, at IA State	1, three times	1, Utah State	3, Florida G. Coast
Tony Freeman	28, at Michigan	7, SE Louisiana	9, Indiana	1, four times	4, Mich. State
Seth Gorney	11, Penn State	12, at Michigan	4, Ohio State	2, Mich. St./at Pur.	3, Michigan
Justin Johnson	29, Indiana	10, LA-Monroe	6, Northwestern	3, Indiana	3, Florida G. Coast
Jake Kelly	19, No. Iowa	5, three times	6, LA-Monroe	2, 3 times	3, MD E.Shore
Kurt Looby	12, Bradley	12, LA-Monroe	3, Drake	5, M.E.S./Purdue	4, N. Colorado
David Palmer	7, Wake Forest	2, Indiana			1, Wake Forest/E. Ill
Jeff Peterson	20, N. Colorado	5, ULM/at IA State	9, Idaho St./at Mich.		2, three times
Cyrus Tate	26, at Mich. State	13, Penn State	2, MD Eastern Shore	2, at Minnesota	3, Northwestern

Career Bests

Player	Points	Rebounds	Assists
J.R. Angle	10, SE Louisiana	6, at Northern Iowa	3, E. Illinois
Dan Bohall	14, N. Colorado	6, N. Colorado/ Wake Forest	6, Idaho State
Jarryd Cole	15, at Iowa State	9, at Iowa State	1, N.Colorado & Utah State
Tony Freeman	28, at Michigan	9, Minnesota, '07	11 vs. Citadel, '07
Seth Gorney	12, at Indiana, '07	12, at Michigan	4 vs. Ohio State
Justin Johnson	29, Indiana	10, LA-Monroe	6, Northwestern
Jake Kelly	19, at Northern Iowa	5, three times, last vs. Michigan	6, Louisiana-Monroe
Kurt Looby	13, Toledo/Villanova, '07	14 vs. Citadel, '07	3, four times, '07
David Palmer	7, Wake Forest	2, Indiana	
Jeff Peterson	20, N. Colorado	5, LA-Monroe/at Iowa State	9, Idaho State/at Michigan
Cyrus Tate	26, at Mich. State	13, Penn State	2 at VA Tech, '07, MD E.Shore

NOTE: Career bests occurred in 2007-08 unless otherwise noted.

Individual Points/Rebounds

	A N G L E	B O H A L L	C O L L E G E	F R E E T H R O W S	G O R N E Y	J O H N S O N	K E L S Y	L O O B Y	P A L M E R	P E T E R S O N	T A T E
Idaho State	DNP	5#6	2-1	INJ	3#3	21#4	4-4	6#10	DNP	12#9	5-8
Northern Colorado	0-0	14#6	0-1	INJ	8#4	3#3	3-0	4#7	0-0	20#2	7-3
% Florida Gulf Coast	DNP	8#4	7-4	INJ	2#11	19#7	3-2	8#5	DNP	9#0	6-2
% MD Eastern Shore	0-0	10#2	6-7	INJ	4#6	19#3	8-5	7#5	0-1	2#1	9-2
@Bradley (n)	3-3	0#1	0-2	INJ	6#5	16#5	11-4	12#8	3-0	5#0	0-1
@ Utah State (n)	6-1	2#2	10-6	INJ	8#2	14#1	8-3	10#8	0-0	4#1	INJ
Wake Forest	2-3	0#0	14-7	INJ	0#0	8#7	9-2	0#10	7-1	5#3	2-2
+ Louisiana-Monroe	4-1	5-0	4#7	INJ	4-4	26#10	2#2	9#12	0-0	9#5	4-0
+ Eastern Illinois	8-4	0-0	10#4	INJ	0-0	25#5	3#2	6#8	3-1	2#2	0-1
at Northern Iowa	3#6	DNP	2#5	15-1	2-5	13#4	19#3	0#7	0-0	DNP	8-4
at Iowa State	6#4	DNP	15#9	INJ	0-1	9#5	13#5	0#4	0-0	4-5	0-0
Drake	3-0	DNP	12#5	9-2	2#2	8#4	8#1	2-7	0-1	7#5	0-0
Southeastern Louisiana	10-0	DNP	4#4	15-7	0-1	10#4	6#1	2#1	0-1	0#1	10-6
* Indiana	5-2	DNP	INJ	12#1	7#10	29#6	0#1	9-4	0-2	6-2	8#7
* at Wisconsin	7-3	DNP	INJ	8#3	0#5	13#4	3#1	4-2	DNP	8-2	8#8
* at Ohio State	0-0	0-0	INJ	21#3	1#3	9#7	0#1	7-4	DNP	0-2	10#6
* Michigan State	DNP	0-0	INJ	22#2	0#6	2#6	1#4	9#8	DNP	0-1	9#7
* Purdue	0-0	DNP	INJ	19#2	10#8	7#9	12#1	0-6	DNP	4-1	10#5
* at Michigan	DNP	DNP	INJ	28#5	4#12	3#1	6#0	4-3	DNP	2-3	21#11
* at Indiana	0-4	0-0	INJ	14#2	2#5	6#4	6#0	4-4	INJ	3-1	8#5
* Penn State	0-0	0-0	INJ	5#4	11#8	11#2	11#0	0-4	INJ	19-3	7#13
* at Purdue	DNP	0-0	INJ	13#5	5#5	14#5	5#1	4-2	DNP	7-3	2#5
* Ohio State	DNP	DNP	INJ	9#2	10#7	24#7	5#2	0-4	DNP	3-2	2#6
* Wisconsin	DNP	DNP	INJ	18#4	10#4	3#6	0#0	2-4	DNP	6-3	15#8
* at Minnesota	DNP	DNP	INJ	12#5	9#10	15#1	0#0	0-0	DNP	7-3	7#3
* Michigan	DNP	DNP	INJ	8#1	9#8	9#4	12#5	2-1	DNP	2-2	10#6
* Northwestern	0-0	5-1	INJ	14#4	4#2	0#9	12#0	0-0	0-1	ILL	18#11
* at Michigan State	DNP	0-0	INJ	4#2	6#8	5#4	9#2	0-2	0-0	2-1	26#9
* at Penn State	DNP	4-0	INJ	14#5	0#5	12#3	17#2	0-3	DNP	6-0	11#2
* Illinois	DNP	DNP	INJ	21#3	4#2	3#6	10#3	4-3	DNP	0-0	5#8
* at Northwestern	DNP	0-0	INJ	14#4	4#5	17#7	18#2	0-1	DNP	0-0	14#6
& Michigan (n)	DNP	0-0	INJ	9#2	4#8	5#4	11#1	0-0	DNP	2-3	16#11

% -- South Padre Island Invitational (Iowa City, IA)

@ -- South Padre Island Invitational (South Padre Island, TX)

+ -- Hawkeye Challenge, Iowa City, IA

* -- Big Ten Conference Game

& -- Big Ten Tournament, Indianapolis, IN

-- Denotes starting line-up

The Last Time . . .

The Last Time a Player . . .***Had 30 or more points***

Iowa - - 30, Adam Haluska, at Penn State, 2/28/07
Opponent - - 32, Ed Tyson, Maryland Eastern Shore, 11/20/07

Made at least 90% of his FGA (10 att.)

Iowa - - .909 (9-10), Luke Recker vs. Purdue, 3/07/02
Opponent - - .923 (12-13), Greg Oden, Ohio State, 1/20/07

Made 100% of his FTA (10 att.)

Iowa - - 1.000 (10-10), Tyler Smith vs. Indiana, 2/3/07
Opponent - - 1.000 (10-10), Vincent Grier, Minnesota, 2/18/06

Had 15 or more rebounds

Iowa - - 23, Greg Brunner vs. Minnesota, 1/18/06
Opponent - - 17, Marco Killingsworth, Indiana, 2/11/06

Had 10 or more assists

Iowa - - 10, Jeff Horner vs. Ohio State (Big Ten Tournament), 3/12/06
Opponent - - 10, Travis Walton, Michigan State, 2/17/07

Had 5 or more blocks

Iowa - - 5, Kurt Looby vs. Purdue, 1/16/08
Opponent - - 5, Daniel Ruffin, Bradley, 11/23/07

Had 5 or more steals

Iowa - - 5, Tyler Smith at Wisconsin, 2/10/07
Opponent - - 5, JaMarcus Ellis, Indiana, 1/02/08

The Last Time A Team . . .***Scored 100 or more points***

Iowa - - 101, vs. Georgia State, 12/20/06
Opponent - - 106, by North Carolina, 11/24/04

Scored 40 or fewer points

Iowa - - 39 vs. Indiana, 1/10/49
Opponent - - 36, by Michigan State, 1/12/08

Won an overtime game

Iowa - - 76-72 (3OT) vs. Minnesota, 1/18/06
Opponent - - 72-67 (1 OT), by Louisiana-Monroe, 11/30/07

Made at least 60% of its FGA (20 att.)

Iowa - - .653 (32-44) vs. Michigan, 2/4/06
Opponent - - .633 (31-49), by Minnesota, 2/7/07

Made at least 50% of its 3-pt. FGA (8 att.)

Iowa - - .522 (12-23), at Northwestern, 3/4/08
Opponent - - .588 (10-17), by Utah State, 11/24/07

Made at least 90% of its FTA (10 att.)

*Iowa - - 1.000 (20-20) vs. Western Illinois, 11/19/04
Opponents - - .923 (12-13) by Michigan State, 2/23/08

* - - School Record

Season Highs & Lows

Individual Highs

Points:	29	Justin Johnson vs. Indiana
Field Goals:	10 (13 att.)	Cyrus Tate at Michigan State
	10 (15 att.)	Justin Johnson vs. Indiana
Field Goal Attempts:	19 (made 9)	Tony Freeman at Ohio State
Field Goal Percentage (8 att.):	.800 (8-10)	Cyrus Tate at Michigan
3-pt. Field Goals:	8 (13 att.)	Justin Johnson vs. Indiana & vs. Ohio State
3-pt. Field Goal Attempts:	15 (made 6)	Justin Johnson vs. Louisiana-Monroe
3-pt. Field Goal Percentage (4 att.):	.800 (4-5)	Johnson at Penn State; Kelly at Northwestern
Free Throws:	13 (15 att.)	Tony Freeman vs. Illinois
Free Throw Attempts:	17 (made 10)	Cyrus Tate vs. Michigan (3)
Free Throw Percentage (7 att):	1.000 (9-9)	Jeff Peterson vs. Penn State
Rebounds:	13	Cyrus Tate vs. Penn State
Assists:	9	Jeff Peterson vs. Idaho State; Tony Freeman vs. Indiana
Blocked Shots:	5	Kurt Looby vs. Maryland Eastern Shore/vs. Purdue
Steals:	4	Kurt Looby vs. Northern Colorado; Tony Freeman vs. Mich. St.

Team Highs

Iowa	Points	Opponent
76 vs. Indiana	Field Goals	79 by Indiana (1)
25 (58 att.) vs. Indiana	Field Goals Attempts	33 (63 att.) by Ohio State (1)
58 (made 25) vs. Indiana	FG Percentage	64 (made 25) by Michigan State (2)
.575 (23-40) at Penn State	3-pt. Field Goals	.532 (25-47) by Indiana (2)
12 (22 att.) at Penn State; (23 att.) at Northwestern	3-pt. FG Attempts	11, 3 times, last by Michigan (28 att.) (1)
33 (made 6) at Ohio State	3-pt. FG Percentage	28 (made 11) by Bradley & by Mich. (1)
.545 (12-22) at Penn State	Free Throws	.588 (10-17) by Utah State
26 (32 att.) vs. Maryland Eastern Shore	FT Attempts	23 (32 att.) by Indiana (1)
32 (made 26) vs. Maryland Eastern Shore	FT Percentage	32 (made 23) by Indiana (1)
.889 (8-9), at Northern Iowa	Rebounds	1.000 (12-12) by Purdue (1)
43 vs. Louisiana-Monroe	Assists	40 by Iowa State & Michigan State (1)
21 vs. Indiana	Blocked Shots	21 by Utah State
10 vs. Maryland Eastern Shore	Steals	7 by Michigan (3)
12 vs. Southeastern Louisiana	Turnovers	13 by Louisiana-Monroe
29 vs. Louisiana-Monroe	Fouls	23 by Northern Colorado
27 at Wisconsin		25 by MD E. Shore/SE LA/Mich. State (1)

Team Lows


Iowa	Points	Opponent
43 vs. Michigan State	Field Goals	36 by Michigan State (1)
11 (40 att.) vs. Michigan State	Field Goals Attempts	14 (att. 37) by Eastern Illinois
36 (made 19) at Purdue	FG Percentage	37 (made 14) by Eastern Illinois
.275 (11-40) vs. Michigan State	3-pt. Field Goals	.283 (17-60) by Maryland Eastern Shore
2 (Att. 15) vs. Wake Forest; (17 att.) vs. Mich. (3)	3-pt. FG Attempts	1 (20 att., 15 att.) by Idaho St., Wake Forest
11 (made 3) vs. Northern Colorado	3-pt. FG Percentage	10 (made 5) by Eastern Illinois
.118 (2-17) vs. Michigan (3)	Free Throws	.005 (1-20) by Idaho State
0 (0 att.) vs. Drake	FT Attempts	1 (4 att.) by Michigan State (1)
0 (made 0) vs. Drake	FT Percentage	4 (made 1) by Michigan State (1)
.000 (0-0) vs. Drake	Rebounds	.250 (1-4) by Michigan State (1)
21 at Penn State	Assists	16 by Northern Iowa
4 vs. Michigan (3)	Blocked Shots	5 by Ohio State (2), Wisconsin (2)
0 vs. Louisiana-Monroe/at Penn State	Steals	0 by five teams
1 at Ohio State	Turnovers	3 by Utah State, Wisconsin (2)
7 vs. Utah State	Fouls	6 by Iowa State & Ohio State (1)
9 at Michigan, Northwestern		9 by Ohio State (1)

Iowa's Record When . . .

When playing at home:	10-8	When leading at the half:	11-3	When wearing White:	10-11
When playing on the road:	3-8	When trailing at the half:	2-16	When wearing Black:	3-8
When playing on a neutral court:	0-3	When tied at the half:	0-0	When wearing Gold:	0-0
When Iowa scores 100 points or more:	0-0	Iowa field goal percentage at home:	339-819	.413	
When Iowa scores 90-99 points:	0-0	Iowa field goal percentage on road:	277-636	.436	
When Iowa scores 80-89 points:	0-0	Iowa 3-point percentage at home:	123-364	.338	
When Iowa scores 70-79 points:	0-1	Iowa 3-point percentage on road:	99-276	.359	
When Iowa scores under 70 points:	13-18	Iowa free throw percentage at home:	226-348	.649	
		Iowa free throw percentage on road:	114-176	.648	
When opponent scores 100 points or more:	0-0	On Sunday:	1-0		
When opponent scores 90-99 points:	0-0	On Monday:	0-1		
When opponent scores 80-89 points:	0-0	On Tuesday:	3-0		
When opponent scores 70-79 points:	0-4	On Wednesday:	2-7		
When opponent scores 60-69 points:	2-9	On Thursday:	0-2		
When opponent scores fewer than 60 points:	11-6	On Friday:	1-3		
		On Saturday:	6-6		
When Iowa shoots at least 50% from the field:	2-2	On Big Ten Network:	12-12		
When Iowa shoots less than 50% from the field:	11-17	On CBS:	0-0		
When opponent shoots at least 50% from the field:	0-3	On ESPN:	0-3		
When opponent shoots less than 50% from the field:	13-16	On ESPN2:	0-1		
When Iowa has higher FG% than opponent:	11-10	On ESPNU:	0-1		
When opponent has higher FG%:	2-9	On Fox Sports:	1-0		
When FG% is equal:	0-0	On Opponent Network:	0-0		
When Iowa outrebounds opponent:	8-7	No Television:	0-1		
When opponent has more rebounds:	5-9	CSTV:	0-1		
When rebounds are equal:	0-3				
When Iowa shoots at least 80% from the line:	3-2	Most Points, First Half:	34 vs. Indiana		
When Iowa shoots less than 80% from the line:	10-17	Fewest Points, First Half:	15 vs. Northwestern		
When opponent shoots at least 80% from the line:	3-5	Most Points Allowed, First Half:	45 at Ohio State		
When opponent shoots less than 80% from the line:	10-14	Fewest Points Allowed, First Half:	16 vs. Idaho State/Mich.		
When Iowa shoots more free throws than opponent:	8-4	Most Points, Second Half:	44 vs. Maryland E. Shore		
When opponent shoots more free throws:	5-15	Fewest Points, Second Half:	17 vs. at Indiana		
When free throws attempts are equal:	0-0	Most Points Allowed, Second Half:	45 vs. Indiana		
When Iowa has higher FT% than opponent:	10-5	Fewest Points Allowed, Second Half:	18 vs. Michigan State		
When opponent has higher FT%:	2-14	Largest Halftime Advantage:	15 vs. Idaho State		
When FT% is equal:	1-0	Largest Halftime Deficit:	28 at Ohio State		
When Iowa shoots at least 50% from three-point range:	2-1				
When Iowa shoots less than 50% from three-point range:	11-18				
When opponent shoots at least 50% from three-point range:	1-1				
When opponent shoots less than 50% from three-point range:	12-18				
When Iowa has a higher three-point FG% than opponent:	7-10				
When opponent has a higher three-point FG%:	6-8				
When three-point FG% is equal:	0-1				
When Iowa has more assists than opponent:	7-7				
When opponent has more assists:	6-12				
When assists are equal:	0-0				
When Iowa has fewer turnovers than opponent:	4-0				
When opponent has fewer turnovers:	9-18				
When turnovers are equal:	0-1				
When Iowa has more steals than opponent:	4-1				
When opponent has more steals:	9-16				
When steals are equal:	0-2				

****4 -- J.R. Angle, Guard, 6-7, 200, Junior, Franklin, IN (Indian Creek HS)**

- Saw action in 18 games, with two starts
- Averaged 3.2 points and 1.7 rebounds per game
- Four rebounds at Indiana
- Seven points, three rebounds and two assists at Wisconsin
- Five points, two rebounds and two assists against Indiana
- Career highs with 10 points, three steals and 23 minutes played in win over Southeastern Louisiana
- Three points against Drake
- Six points and four rebounds at Iowa State
- Three points and a career-high six rebounds in win at Northern Iowa
- Tied a career-high with eight points, four rebounds and career high three assists in win over Eastern Illinois
- Four points vs. Louisiana-Monroe
- Two points and three rebounds vs. Wake Forest
- Six points vs. Utah State
- Three points and three rebounds vs. Bradley
- Five points, three assists and two rebounds in Blowout



Angle, Game-by-Game

Opp.	S	FG	3-PT	FT	O-D-RE	PF	TP	A	T	B	S	M
Idaho State					DNP							
N. Colorado	N	0-2	0-2	0-0	0-0-0	0	0	0	0	0	0	1
FL Gulf Coast					DNP							
MD E. Shore	N	0-0	0-0	0-0	0-0-0	0	0	0	1	0	0	11
Bradley (n)	N	1-1	1-1	0-0	1-2-3	3	3	1	1	0	0	9
Utah St. (n)	N	2-4	2-2	0-1	1-0-1	0	6	0	0	0	0	8
Wake Forest	N	0-0	0-0	2-2	0-3-3	1	2	0	0	0	0	11
LA-Monroe	N	2-4	0-2	0-0	0-1-1	1	4	0	1	0	0	13
E. Illinois	N	2-5	2-4	2-3	2-2-4	2	8	3	2	0	0	19
at Northern IA	Y	1-3	1-3	0-0	1-5-6	1	3	0	3	0	1	21
at Iowa State	Y	2-5	2-4	0-2	0-4-4	4	6	1	0	0	0	25
Drake	N	1-1	1-1	0-0	0-0-0	1	3	0	0	0	0	6
SE Louisiana	N	3-7	3-7	1-2	0-0-0	1	10	2	0	1	3	23
Indiana	N	2-7	1-6	0-0	0-2-2	3	5	2	0	0	0	25
at Wisconsin	N	3-6	1-3	0-0	0-3-3	2	7	2	2	0	0	21
at Ohio State	N	0-4	0-4	0-0	0-0-0	0	0	0	1	0	0	11
Mich. State					DNP							
Purdue	N	0-0	0-0	0-0	0-0-0	0	0	0	0	0	0	0+
at Michigan					DNP							
at Indiana	N	0-4	0-2	0-0	2-2-4	0	0	0	0	0	0	6
Penn State	N	0-0	0-0	0-0	0-0-0	0	0	0	0	0	0	1
at Purdue					DNP							
Ohio State					DNP							
Wisconsin					DNP							
at Minnesota					DNP							
Michigan					DNP							
Northwestern	N	0-1	0-0	0-0	0-0-0	1	0	0	0	0	0	5
at Mich. State					DNP							
at Penn State					DNP							
Illinois					DNP							
at N'western					DNP							
Michigan (n)					DNP							

Career Bests


Points: 10 vs. Southeastern Louisiana, 12/29/07
 Rebounds: 5 vs. Texas-Pan American, 12/1/06
 FGM: 3, three times, last at Wisconsin, 1/5/08
 FGA: 7, twice, last vs. Indiana, 1/2/08
 FTM: 3 at Michigan State, 2/17/07
 FTA: 4 at Michigan State, 2/17/07
 Assists: 3 vs. Eastern Illinois, 12/1/07
 Steals: 3 vs. Southeastern Louisiana, 12/29/07
 Blocks: 1 vs. Southeastern Louisiana, 12/29/07
 Minutes: 23 vs. Southeastern Louisiana, 12/29/07

Career Statistics

YEAR	G/GS	FG-A	PCT	3-PT	PCT	FT-A	PCT	O-D-RB	AVG	PF-DI	AS	TO	BK	ST	PTS	AVG
Fresh.	11/0	4-11	.364	2-5	.400	0-0	.000	1-5-6	0.5	2-0	1	6	0	0	10	0.9
Soph.	28/2	17-36	.472	4-9	.444	9-10	.900	9-19-28	1.0	31-0	9	9	0	5	47	1.7
Jun.	18/2	19-54	.352	14-41	.341	5-10	.500	7-24-31	1.7	20-0	11	11	1	4	57	3.2
Career	57/4	40-101	.396	20-55	.364	14-20	.700	17-48-65	1.1	53-0	21	26	1	9	114	2.0

15 -- Dan Bohall, Guard, 6-4, 193, Sophomore, Sioux City, IA (East HS)

- Saw action in 19 games, with seven starts
- Averaged 2.8 points and one rebound per game
- Four points (4-4 FT's) at Penn State
- Five points in win over Northwestern
- Two assists at Ohio State
- Five points vs. Louisiana-Monroe
- Five assists vs. Bradley
- 10 points, two rebounds and five assists in win over Maryland Eastern Shore
- Eight points and four rebounds in win over Florida Gulf Coast
- Career-highs with 14 points and six rebounds in win over Northern Colorado
- Six assists, five points and three rebounds in win over Idaho State in first career start
- Five points and three rebounds in exhibition win over Simpson College
- Nine points, four rebounds and three steals in Blowout



Bohall, Game-by-Game

Opp.	S	FG	3-PT	FT	O-D-RE	PF	TP	A	T	B	S	M
Idaho State	Y	2-8	1-5	0-0	1-2-3	3	5	6	5	0	0	32
N. Colorado	Y	3-6	1-3	7-8	0-6-6	3	14	1	2	0	0	26
FL Gulf Coast	Y	2-7	1-5	3-4	0-4-4	2	8	4	3	0	2	32
MD E. Shore	Y	2-6	0-3	6-6	1-1-2	0	10	5	0	0	0	30
Bradley (n)	Y	0-2	0-1	0-0	0-1-1	0	0	5	3	0	0	15
Utah St. (n)	Y	1-3	0-2	0-2	1-1-2	3	2	1	1	0	0	17
Wake Forest	Y	0-1	0-1	0-0	0-0-0	3	0	0	1	0	0	10
LA-Monroe	N	2-3	1-2	0-0	0-0-0	4	5	1	3	0	0	12
E. Illinois	N	0-0	0-0	0-0	0-0-0	1	0	1	0	0	0	4
at Northern IA					DNP							
at Iowa State					DNP							
Drake					DNP							
SE Louisiana					DNP							
Indiana					DNP							
at Wisconsin					DNP							
at Ohio State	N	0-1	0-1	0-0	0-0-0	1	0	2	0	0	0	9
Mich. State	N	0-0	0-0	0-0	0-0-0	0	0	0	0	0	0	1
Purdue					DNP							
at Michigan					DNP							
at Indiana	N	0-0	0-0	0-2	0-0-0	1	0	0	0	0	0	4
Penn State	N	0-3	0-3	0-0	0-0-0	2	0	0	0	0	0	8
at Purdue	N	0-0	0-0	0-0	0-0-0	0	0	0	0	0	0	1
Ohio State					DNP							
Wisconsin					DNP							
at Minnesota					DNP							
Michigan					DNP							
Northwestern	N	2-4	1-3	0-0	1-0-1	1	5	1	0	0	1	13
at Mich. State	N	0-0	0-0	0-0	0-0-0	0	0	0	0	0	0	1
at Penn State	N	0-1	0-1	4-4	0-0-0	1	4	0	0	0	0	4
Illinois					DNP							
at N'western	N	0-0	0-0	0-0	0-0-0	0	0	0	1	0	0	4
Michigan (n)	N	0-0	0-0	0-0	0-0-0	1	0	0	0	0	0	2

Career Bests

Points: 14 vs. Northern Colorado, 11/14/07
Rebounds: 6 vs. Northern Colorado, 11/14/07
FGM: 3 vs. Northern Colorado, 11/14/07
FGA: 8 vs. Idaho State, 11/9/07
FTM: 7 vs. Northern Colorado, 11/14/07
FTA: 8 vs. Northern Colorado, 11/14/07
Assists: 6 vs. Idaho State, 11/9/07
Steals: 2 vs. Florida Gulf Coast, 11/18/07
Blocks:
Minutes: 32, twice, last vs. Florida Gulf Coast, 11/18/07

Career Statistics

YEAR	G/GS	FG-A	PCT	3-PT	PCT	FT-A	PCT	O-D-RB	AVG	PF-DI	AS	TO	BK	ST	PTS	AVG
Fresh.	11/0	0-6	.000	0-1	.000	4-10	.400	0-1-1	0.1	3-0	0	1	0	2	4	0.4
Soph.	19/7	14-45	.311	5-30	.167	20-26	.769	4-15-19	1.0	26-0	27	19	0	3	53	2.8
Career	30/7	14-51	.275	5-31	.161	24-36	.667	4-16-20	0.7	29-0	27	20	0	5	57	1.9

50 - - Jarryd Cole, Forward, 6-7, 250, Freshman, Kansas City, MO (Winnetonka HS)

- Suffered torn left ACL in win over SE Louisiana (12/29/07) and missed final 19 games of the season
- Played in 13 games, with six starts
- Averaged 6.6 points and 4.8 rebounds per game, shooting 66.7% from the field
- Four points (2-2 FG's) and four rebounds before suffering injury in win over Southeastern Louisiana
- 12 points (6-6 FG's) and five rebounds against Drake
- Career-highs with 15 points, nine rebounds and 35 minutes played at Iowa State
- Two points and five rebounds in win at Northern Iowa
- 10 points (4-5 FG's) and four rebounds in win over Eastern Illinois
- Four points and seven rebounds while playing 35 minutes vs. Louisiana-Monroe in first start of career
- 14 points and seven rebounds vs. Wake Forest
- 10 points and six rebounds vs. Utah State
- Six points and seven rebounds in win over Maryland Eastern Shore
- Seven points, four rebounds and three steals in win over Florida Gulf Coast



Cole, Game-by-Game

Opp.	S	FG	3-PT	FT	O-D-RE	PF	TP	A	T	B	S	M
Idaho State	N	1-1	0-0	0-1	1-0-1	3	2	0	0	0	1	14
N. Colorado	N	0-0	0-0	0-0	0-1-1	3	0	1	2	0	0	11
FL Gulf Coast	N	2-4	0-0	3-8	2-2-4	2	7	0	1	0	3	18
MD E. Shore	N	2-3	0-0	2-3	1-6-7	1	6	0	1	0	0	21
Bradley (n)	N	0-0	0-0	0-0	0-2-2	4	0	0	0	0	0	9
Utah St. (n)	N	3-7	0-1	4-4	2-4-6	2	10	1	0	1	0	25
Wake Forest	N	7-10	0-0	0-1	3-4-7	4	14	0	3	0	1	33
LA-Monroe	Y	1-3	0-0	2-5	2-5-7	4	4	1	5	0	1	35
E. Illinois	Y	4-5	0-0	2-3	3-1-4	3	10	0	2	0	0	29
at Northern IA	Y	1-3	0-0	0-0	3-2-5	5	2	0	2	1	0	19
at Iowa State	Y	7-10	0-0	1-4	7-2-9	2	15	0	1	0	0	35
Drake	Y	6-6	0-0	0-0	2-3-5	3	12	0	4	0	0	32
SE Louisiana	Y	2-2	0-0	0-2	0-4-4	1	4	0	2	0	1	21
Indiana												INJ
at Wisconsin												INJ
at Ohio State												INJ
Mich. State												INJ
Purdue												INJ
at Michigan												INJ
at Indiana												INJ
Penn State												INJ
at Purdue												INJ
Ohio State												INJ
Wisconsin												INJ
at Minnesota												INJ
Michigan												INJ
Northwestern												INJ
at Mich. State												INJ
at Penn State												INJ
Illinois												INJ
at N'western												INJ
Michigan (n)												INJ

Career Bests

- Points:** 15 at Iowa State, 12/8/07
Rebounds: 9 at Iowa State, 12/8/07
FGM: 7, twice, last at Iowa State, 12/8/07
FGA: 10, twice, last at Iowa State, 12/8/07
FTM: 4 vs. Utah State, 11/24/07
FTA: 8 vs. Florida Gulf Coast, 11/18/07
Assists: 1, three times, last vs. Louisiana-Monroe, 11/30/07
Steals: 3 vs. Florida Gulf Coast, 11/18/07
Blocks: 1 vs. Northern Iowa, 12/5/07
Minutes: 35, twice, last at Iowa State, 12/8/07

Career Statistics

YEAR	G/GS	FG-A	PCT	3-PT	PCT	FT-A	PCT	O-D-RB	AVG	PF-DI	AS	TO	BK	ST	PTS	AVG
Fresh.	13/6	36-54	.667	0-1	.000	14-31	.452	26-36-62	4.8	37-1	3	23	2	7	86	6.6

****11 - - Tony Freeman, Guard, 6-1, 190, Junior, Maywood, IL (St. Joseph's HS)**

- Named third team all-Big Ten by league coaches and honorable mention by league media
- Suffered a fracture to the fifth metatarsal in his left foot in exhibition against Simpson College and missed 10 non-conference games
- Saw action in 22 games, with 19 starts
- Averaged 13.8 points, 3.1 rebounds and 3.2 assists per game, while leading the team with 22 steals
- Nine points and two rebounds vs. Michigan in Big Ten Tournament
- 14 points, three rebounds and seven assists in win at Northwestern
- 21 points (13-15 FT's) and three rebounds vs. Illinois
- 14 points, five rebounds and five assists at Penn State
- 14 points and four rebounds in win over Northwestern
- 12 points, five rebounds and five assists at Minnesota
- 18 points, four rebounds and two assists against Wisconsin
- Nine points and four assists in win over Ohio State
- 13 points, five rebounds and three steals at Purdue
- Five points and five assists in win over Penn State
- 14 points and two steals at Indiana
- Career-high 28 points (career-best six 3 pt FG's) and five rebounds in a career-high 40 minutes played in win at Michigan
- 19 points, four assists and two steals against Purdue
- 22 points, four steals and three assists, in win over Michigan State
- 21 points, three rebounds and three assists at Ohio State
- 12 points and nine assists against Indiana
- 15 points, seven rebounds, four assists and three steals in win over Southeastern Louisiana
- Returned to action against Drake, scoring nine points and grabbing two rebounds
- 15 points (5-7 FG's, 3-3 3pt FG's, 2-2 FT's) and three assists in first action of the 2007-08 season at Northern Iowa



Freeman, Game-by-Game

Opp.	S	FG	3-PT	FT	O-D-RE	PF	TP	A	T	B	S	M
Idaho State					INJ							
N. Colorado					INJ							
FL Gulf Coast					INJ							
MD E. Shore					INJ							
Bradley (n)					INJ							
Utah St. (n)					INJ							
Wake Forest					INJ							
LA-Monroe					INJ							
E. Illinois					INJ							
at Northern IAN	5-7	3-3	2-2	0-1-1	0	15	3	3	0	0	24	
at Iowa State					INJ							
Drake	N	3-14	3-7	0-0	1-1-2	2	9	0	2	0	0	22
SE Louisiana	N	3-8	2-5	7-11	2-5-7	2	15	4	1	0	3	34
Indiana	Y	3-14	2-6	4-8	1-0-1	5	12	9	5	0	0	39
at Wisconsin	Y	3-7	1-5	1-3	0-3-3	2	8	3	3	0	0	28
at Ohio State	Y	9-19	3-10	0-0	1-2-3	2	21	3	3	0	0	38
Mich. State	Y	5-12	5-9	7-9	0-2-2	2	22	3	4	0	4	38
Purdue	Y	5-18	3-9	6-7	1-1-2	0	19	4	0	0	2	39
at Michigan	Y	8-14	6-11	6-9	0-5-5	2	28	1	4	0	0	40
at Indiana	Y	5-13	4-8	00	1-1-2	3	14	1	6	0	2	28
Penn State	Y	1-7	1-7	2-2	1-3-4	2	5	5	5	0	1	32
at Purdue	Y	5-10	3-8	0-0	1-4-5	3	13	2	6	0	3	37
Ohio State	Y	3-11	1-8	2-2	0-2-2	1	9	4	1	0	0	38
Wisconsin	Y	5-16	5-13	3-4	1-3-4	1	18	2	3	0	1	40
at Minnesota	Y	4-10	4-8	0-0	1-4-5	0	12	5	4	0	2	39
Michigan	Y	3-10	2-6	0-0	0-1-1	0	8	3	2	0	1	30
Northwestern	Y	4-6	4-8	2-4	0-4-4	1	14	1	5	1	1	40
at Mich. State	Y	1-6	1-4	1-4	0-2-2	1	4	5	1	1	0	32
at Penn State	Y	5-14	4-11	0-0	0-5-5	1	14	5	3	0	1	40
Illinois	Y	3-6	2-5	13-15	0-3-3	4	21	1	6	1	1	39
at N'western	Y	5-8	3-6	1-3	0-3-3	2	14	7	2	0	0	40
Michigan (n)	Y	3-9	0-5	3-4	0-2-2	2	9	0	2	1	0	32

Career Bests

Points:	28 at Michigan, 1/19/08
Rebounds:	9 vs. Minnesota, 1/13/07
FGM:	9 at Ohio State, 1/9/08
FGA:	19 at Ohio State, 1/9/08
FTM:	13 vs. Illinois, 3/1/08
FTA:	15 vs. Illinois, 3/1/08
Assists:	11 vs. The Citadel, 11/13/06
Steals:	4 vs. Michigan State, 1/12/08
Blocks:	1, five times, last vs. Michigan, 3/13/08
Minutes:	40, three times, last at Northwestern, 3/4/08

Career Statistics

YEAR	G/GS	FG-A	PCT	3-PT	PCT	FT-A	PCT	O-D-RB	AVG	PF-DI	AS	TO	BK	ST	PTS	AVG
Fresh.	33/4	40-118	.339	21-69	.304	10-16	.625	8-34-42	1.3	42-1	53	55	0	19	111	3.4
Soph.	31/17	76-189	.402	35-99	.354	46-66	.697	14-76-90	2.9	45-0	116	69	1	33	233	7.5
Jun.	22/19	91-242	.376	62-162	.383	60-87	.690	11-57-68	3.1	38-1	71	71	4	22	304	13.8
Career	86/40	207-549	.377	118-330	.358	116-169	.686	33-167-200	2.3	125-2	240	195	5	74	648	7.5

*****53 - - Seth Gorney, Center, 7-0, 245, Senior, Vandalia, OH (Butler HS)**

- Played in all 32 games, with 27 starts
Averaged 4.3 points and 5.2 rebounds, shooting 42.2% from the field and 76.7% from the free throw line
- Eight rebounds and four points vs. Michigan in Big Ten Tournament
- 4-4 FT's in final 14 seconds, along with five rebounds, in win at Northwestern
- Six points and eight rebounds at Michigan State
- Nine points, eight rebounds and three steals against Michigan
- Nine points (4-4 FG's) and 10 rebounds at Minnesota
- 10 points and four rebounds against Wisconsin
- 10 points, seven rebounds and a career-high four assists in win over Ohio State
- Five points, five rebounds, three assists and two blocks in at Purdue
- 11 points (3-3 FG's, 4-4 FT's) and eight rebounds in win over Penn State
- Career-high 12 rebounds, four points and two assists in win at Michigan
- 10 points (5-6 FG's), eight rebounds and two steals against Purdue
- Seven points, 10 rebounds and three assists against Indiana
- Eight points (3-4 FG's, 2-2 FT's) vs. Utah State
- Six points, five rebounds and three assists vs. Bradley
- Four points and six rebounds in win over MD-Eastern Shore
- 11 rebounds in win over Florida Gulf Coast
- Eight points and four rebounds in win over Northern Colorado



Gorney, Game-by-Game

Opp.	S	FG	3-PT	FT	O-D-RE	PF	TP	A	T	B	S	M
Idaho State	Y	1-3	0-0	1-2	0-3-3	3	3	0	1	0	0	18
N. Colorado	Y	4-7	0-0	0-0	1-3-4	1	8	0	2	0	0	22
FL Gulf Coast	Y	1-4	0-0	0-0	2-9-11	1	2	1	0	0	0	22
MD E. Shore	Y	1-3	0-0	2-2	1-5-6	0	4	0	0	0	1	17
Bradley (n)	Y	3-4	0-0	0-0	1-4-5	2	6	3	2	1	0	29
Utah St. (n)	Y	3-4	0-0	2-2	0-2-2	0	8	0	0	0	0	18
Wake Forest	Y	0-0	0-0	0-0	0-0-0	0	0	0	1	0	0	10
LA-Monroe	N	1-3	0-0	2-3	3-1-4	2	4	1	0	0	0	13
E. Illinois	N	0-1	0-0	0-0	0-0-0	1	0	0	0	0	0	10
at Northern IAN	N	1-2	0-1	0-0	0-5-5	2	2	1	1	1	0	20
at Iowa State	N	0-5	0-1	0-0	1-0-1	1	0	0	0	1	0	13
Drake	Y	1-3	0-0	0-0	0-2-2	1	2	1	2	0	0	13
SE Louisiana	N	0-1	0-0	0-0	0-1-1	0	0	0	0	0	0	11
Indiana	Y	2-6	0-0	3-4	3-7-10	4	7	3	1	1	0	30
at Wisconsin	Y	0-3	0-0	0-0	1-4-5	3	0	1	1	1	1	26
at Ohio State	Y	0-1	0-0	1-2	1-2-3	2	1	1	0	0	0	23
Mich. State	Y	0-2	0-0	0-0	0-6-6	2	0	1	0	2	1	31
Purdue	Y	5-6	0-0	0-0	3-5-8	2	10	2	3	0	0	30
at Michigan	Y	2-5	0-0	0-0	4-8-12	1	4	2	2	0	1	36
at Indiana	Y	1-3	0-0	0-1	1-4-5	2	2	1	5	0	0	30
Penn State	Y	3-3	1-1	4-4	2-6-8	3	11	0	2	1	0	35
at Purdue	Y	2-5	0-0	1-2	0-5-5	3	5	3	1	2	1	37
Ohio State	Y	5-11	0-1	0-0	2-5-7	1	10	4	1	0	1	34
Wisconsin	Y	5-7	0-1	0-0	1-3-4	3	10	1	0	1	1	36
at Minnesota	Y	4-4	1-1	0-0	0-10-10	4	9	2	3	0	0	35
Michigan	Y	4-10	0-2	1-2	0-8-8	2	9	1	1	0	3	35
Northwestern	Y	2-5	0-0	0-0	0-2-2	2	4	0	1	0	0	18
at Mich. State	Y	3-9	0-1	0-0	1-7-8	3	6	0	5	1	0	36
at Penn State	Y	0-0	0-0	0-0	0-5-5	3	0	1	1	0	0	39
Illinois	Y	2-8	0-2	0-0	1-1-2	3	4	0	1	0	0	29
at N'western	Y	0-1	0-0	4-4	1-4-5	3	4	0	0	0	1	25
Michigan (n)	Y	1-6	0-0	2-2	2-6-8	3	4	1	0	0	0	37

Career Bests


- Points:** 12 at Indiana, 1/16/07
Rebounds: 12 at Michigan, 1/19/08
FGM: 5, six times, last vs. Wisconsin, 2/6/08
FGA: 13 vs. Northern Iowa, 12/5/06
FTM: 4, twice, last at Northwestern, 3/4/08
FTA: 4, three times, last at Northwestern, 3/4/08
Assists: 4 vs. Ohio State, 2/2/08
Steals: 3, twice, last vs. Michigan, 2/14/08
Blocks: 2 at Michigan, 1/31/07
Minutes: 37, twice, last vs. Michigan, 3/13/08

Career Statistics

YEAR	G/GS	FG-A	PCT	3-PT	PCT	FT-A	PCT	O-D-RB	AVG	PF-DI	AS	TO	BK	ST	PTS	AVG
Fresh.	21/0	5-7	.714	0-0	.000	4-7	.571	8-14-22	1.0	15-0	3	5	1	5	14	0.7
Soph.	22/0	13-21	.619	0-0	.000	1-2	.500	5-17-22	1.0	13-0	3	5	2	1	27	1.2
Jun.	31/17	77-134	.575	0-2	.000	16-22	.727	43-75-118	3.8	72-0	15	22	7	14	170	5.5
Sen.	32/27	57-135	.422	2-11	.182	23-30	.767	32-133-165	5.2	63-0	31	37	12	11	139	4.3
Career	106/44	152-297	.512	2-13	.154	44-61	.721	88-239-327	3.1	163-0	52	69	22	31	350	3.3

**24 - - Justin Johnson, Guard, 6-6, 190, Senior, Tyler, TX (Tyler CC)*

- Ranks second in single season three-pointers made (93) and three-point attempts (269)
- Started all 32 games, averaging 11.8 points and 4.9 rebounds
- 17 points, seven rebounds and three assists in win at Northwestern
- 12 points (4-5 3-PT FG's), three rebounds and three assists at Penn State
- Career-high six assists and nine rebounds in win over Northwestern
- 15 points at Minnesota
- Tied career-high with eight three-point FG's against Ohio State, which is second-highest single-game total in school history
- 24 points (8-13 3 PT FG's), seven rebounds and three assists in win over Ohio State
- 14 points, five rebounds and two assists at Purdue
- 11 points and four assists in win over Penn State
- Six points, four rebounds, two assists and two steals at Indiana
- Seven points, eight rebounds and three assists against Purdue
- Nine points, seven rebounds and two assists at Ohio State
- 13 points (3-5 3 PT FG's) and four rebounds at Wisconsin
- Career-high 29 points (10-15 FG's, 8-13 3 PT FG's), six rebounds, three assists and tied a career-high with three blocks against Indiana
- 10 points, four rebounds and four assists vs. SE Louisiana
- Eight points, four rebounds and three assists against Drake
- Nine points and five rebounds at Iowa State
- 13 points and four rebounds in win at Northern Iowa
- Named to Hawkeye Challenge all-tournament team
- 25 points (7-10 3-pt FG's) in win over Eastern Illinois
- First career double-double with 26 points and 10 rebounds vs. Louisiana-Monroe
- Eight points, seven rebounds and two assists vs. Wake Forest
- Named to all-tournament team at South Padre Island Inv.
- 14 points and two steals vs. Utah State
- 16 points and five rebounds vs. Bradley
- 19 points and three rebounds in win over MD Eastern Shore
- 19 points, seven rebounds and three assists vs. Fla. Gulf Coast
- Career-high 21 points in win over Idaho State, along with four rebounds and two blocked shots



Johnson, Game-by-Game

Opp.	S	FG	3-PT	FT	O-D-RE	PF	TP	A	T	B	S	M
Idaho State	Y	7-14	7-12	0-0	0-4-4	2	21	1	3	2	1	35
N. Colorado	Y	1-5	1-3	0-0	0-3-3	0	3	4	3	1	0	34
FL Gulf Coast	Y	7-17	2-9	3-5	3-4-7	1	19	3	4	1	3	36
MD E. Shore	Y	5-13	4-12	5-7	1-2-3	3	19	1	1	2	1	36
Bradley (n)	Y	6-12	4-9	0-1	1-4-5	0	16	1	2	0	1	37
Utah St. (n)	Y	5-16	2-11	2-2	0-1-1	1	14	1	0	0	2	34
Wake Forest	Y	3-15	0-5	2-3	3-4-7	4	8	2	3	0	0	32
LA-Monroe	Y	8-18	6-15	4-7	2-8-10	1	26	1	3	0	0	42
E. Illinois	Y	9-13	7-10	0-0	1-4-5	1	25	1	1	0	1	35
at Northern IA	Y	5-10	3-5	0-0	2-2-4	1	13	2	5	0	1	38
at Iowa State	Y	3-15	3-12	0-0	1-4-5	3	9	0	3	0	0	34
Drake	Y	3-9	2-8	0-0	1-3-4	3	8	3	3	2	0	36
SE Louisiana	Y	3-10	2-7	2-2	1-3-4	4	10	4	1	1	2	35
Indiana	Y	10-15	8-13	1-1	1-5-6	2	29	3	2	3	1	37
at Wisconsin	Y	4-8	3-5	2-2	1-3-4	5	13	0	1	0	0	31
at Ohio State	Y	3-13	3-13	0-0	0-7-7	0	9	2	4	1	0	38
Mich. State	Y	1-11	0-7	0-0	2-4-6	2	2	2	0	1	0	34
Purdue	Y	2-8	1-4	2-2	2-7-9	2	7	3	1	0	0	39
at Michigan	Y	1-6	1-5	0-0	0-1-1	1	3	2	1	0	0	23
at Indiana	Y	1-6	1-4	3-4	0-4-4	1	6	2	3	0	2	33
Penn State	Y	4-11	2-8	1-1	0-2-2	2	11	4	2	0	0	33
at Purdue	Y	5-11	4-7	0-0	0-5-5	1	14	2	0	0	0	39
Ohio State	Y	8-13	8-13	0-0	1-6-7	1	24	3	2	1	1	38
Wisconsin	Y	1-9	1-5	0-0	3-3-6	2	3	2	1	0	0	40
at Minnesota	Y	5-14	3-11	2-2	0-1-1	2	15	2	5	1	2	36
Michigan	Y	3-13	3-13	0-0	1-3-4	4	9	1	1	0	0	33
Northwestern	Y	0-7	0-6	0-0	1-8-9	0	0	6	1	0	0	40
at Mich. State	Y	2-5	1-4	0-0	1-3-4	3	5	1	0	1	0	36
at Penn State	Y	4-5	4-5	0-0	0-3-3	0	12	3	2	0	0	32
Illinois	Y	1-8	1-7	0-0	1-5-6	1	3	1	0	0	0	39
at Northwestern	Y	6-14	5-12	0-0	1-6-7	1	17	3	2	0	0	40
Michigan (n)	Y	2-12	1-9	0-0	0-4-4	1	5	2	2	0	1	37

Career Bests


Points:	29 vs. Indiana, 1/2/08
Rebounds:	10 vs. Louisiana-Monroe, 11/30/07
FGM:	10 vs. Indiana, 1/2/08
FGA:	18 vs. Louisiana-Monroe, 11/30/07
FTM:	6 vs. Texas Southern, 12/23/06
FTA:	7, twice, last vs. Louisiana-Monroe, 11/30/07
Assists:	6 vs. Northwestern, 2/19/08
Steals:	3 vs. Florida Gulf Coast, 11/18/07
Blocks:	3, twice, last vs. Indiana, 1/2/08
Minutes:	42 vs. Louisiana-Monroe, 11/30/07

Career Statistics

YEAR	G/GS	FG-A	PCT	3-PT	PCT	FT-A	PCT	O-D-RB	AVG	PF-DI	AS	TO	BK	ST	PTS	AVG
Jun.	31/7	54-140	.386	45-99	.455	15-21	.714	17-53-70	2.3	35-0	33	31	13	11	168	5.4
Sen.	32/32	128-356	.360	93-269	.346	29-39	.744	31-126-157	4.9	55-1	68	62	17	19	378	11.8
Career	63/39	182-496	.367	138-368	.375	44-60	.733	48-179-227	3.6	90-1	101	93	30	30	546	8.7

32 -- Jake Kelly, Guard, 6-6, 180, Freshman, Carmel, IN (Carmel HS)

- Played in all 32 games, with 25 starts
Averaged 7.3 points and 1.9 rebounds, shooting 40.8% from the field and 77.4% from the free throw line
- Three-point percentage of 43.5% ranks first all-time for an Iowa freshman
- 11 points vs. Michigan in Big Ten Tournament
- 18 points (7-10 FG's, 4-5 3-pt. FG's), four assists and two rebounds in win at Northwestern
- 10 points and three rebounds vs. Illinois
- 17 points (7-9 FG's), four assists and two steals at Penn State
- Nine points and two assists at Michigan State
- 12 points (7-8 FT's) and five assists in a career-high 40 minutes played in win over Northwestern
- 12 points, five rebounds, three assists and two blocks against Michigan
- Five points at Purdue, including basket and free throw to tie the game with five seconds remaining
- 11 points in win over Penn State
- 12 points (5-5 FT's) and two assists against Purdue
- Played five minutes against Indiana before suffering sprained ankle
- Eight points against Drake
- 13 points (4-4 FT's), tied a career-high with five rebounds and five assists at Iowa State
- Career-high 19 points (4-4 FT's) along with three rebounds and two steals in win at Northern Iowa
- Career-high six assists vs. Louisiana-Monroe
- Nine points, two points and two assists vs. Wake Forest
- Eight points, three rebounds and two assists vs. Utah State
- 11 points, four rebounds and three assists vs. Bradley
- Eight points, five rebounds, three assists, three steals and two blocks in win over Maryland Eastern Shore



Kelly, Game-by-Game

Opp.	S	FG	3-PT	FT	O-D-RE	PF	TP	A	T	B	S	M
Idaho State	N	2-4	0-1	0-1	0-4-4	2	4	1	1	0	0	15
N. Colorado	N	1-6	0-1	1-2	0-0-0	1	3	0	1	0	2	23
FL Gulf Coast	N	1-2	1-1	0-0	0-2-2	1	3	1	1	0	0	18
MD E. Shore	N	2-6	1-1	3-4	2-3-5	3	8	3	4	2	3	20
Bradley (n)	N	4-7	2-3	1-2	1-3-4	1	11	3	1	0	2	22
Utah St. (n)	N	2-4	1-2	3-3	1-2-3	4	8	2	3	0	0	34
Wake Forest	N	4-8	1-4	0-0	0-2-2	5	9	2	1	0	0	27
LA-Monroe	Y	1-4	0-0	0-0	1-1-2	5	2	6	4	0	1	32
E. Illinois	Y	1-9	1-4	0-0	0-2-2	1	3	4	3	0	0	27
at Northern IA	Y	6-13	3-5	4-4	1-2-3	2	19	1	1	0	2	38
at Iowa State	Y	4-9	1-2	4-4	0-5-5	4	13	5	3	0	0	35
Drake	Y	3-6	2-2	0-0	1-0-1	4	8	1	0	1	0	29
SE Louisiana	Y	1-7	0-1	4-6	0-1-1	2	6	3	1	0	2	37
Indiana	Y	0-0	0-0	0-0	0-1-1	0	0	0	0	0	0	5
at Wisconsin	Y	1-3	1-1	0-0	0-1-1	5	3	3	0	0	0	27
at Ohio State	Y	0-6	0-3	0-0	0-1-1	3	0	0	3	1	0	25
Mich. State	Y	0-5	0-3	1-2	1-3-4	0	1	0	2	0	0	34
Purdue	Y	3-6	1-2	5-5	0-1-1	2	12	2	6	1	1	31
at Michigan	Y	2-6	0-2	2-2	0-0-0	2	6	1	1	1	0	29
at Indiana	Y	3-8	0-2	0-0	0-0-0	3	6	1	2	0	1	34
Penn State	Y	4-8	3-4	0-0	0-0-0	3	11	0	3	0	0	19
at Purdue	Y	2-4	0-1	1-3	0-1-1	3	5	0	3	0	0	21
Ohio State	Y	2-5	1-2	0-0	1-1-2	3	5	2	1	0	0	15
Wisconsin	Y	0-2	0-0	0-0	0-0-0	2	0	2	2	0	0	13
at Minnesota	Y	0-1	0-0	0-0	0-0-0	2	0	2	2	0	1	13
Michigan	Y	5-10	2-5	0-0	3-2-5	3	12	3	3	2	0	32
Northwestern	Y	2-7	1-4	7-8	0-0-0	1	12	5	1	1	0	40
at Mich. State	Y	3-6	1-2	2-3	1-1-2	2	9	2	2	0	1	31
at Penn State	Y	7-9	2-3	1-1	1-1-2	3	17	4	3	0	2	33
Illinois	Y	4-9	0-1	2-3	1-2-3	3	10	2	3	1	1	38
at Northwestern	Y	7-10	4-5	0-0	0-2-2	4	18	4	5	0	0	39
Michigan (n)	Y	5-11	1-2	0-0	0-1-1	4	11	0	4	0	1	36

Career Bests

Points:	19 vs. Northern Iowa, 12/5/07
Rebounds:	5, three times, last vs. Michigan, 2/14/08
FGM:	7, twice, last at Northwestern, 3/4/08
FGA:	13 vs. Northern Iowa, 12/5/07
FTM:	4, twice, last at Iowa State, 12/8/07
FTA:	4, twice, last at Iowa State, 12/8/07
Assists:	6 vs. Louisiana-Monroe, 11/30/07
Steals:	3 vs. Maryland Eastern Shore, 11/20/07
Blocks:	2, twice, last vs. Michigan, 2/14/08
Minutes:	40 vs. Northwestern, 2/19/08

Career Statistics

YEAR	G/GS	FG-A	PCT	3-PT	PCT	FT-A	PCT	O-D-RB	AVG	PF-DI	AS	TO	BK	ST	PTS	AVG
Fresh.	32/25	82-201	.408	30-69	.435	41-53	.774	15-45-60	1.9	83-3	65	70	10	20	235	7.3

**52 - - Kurt Looby, Forward/Center, 6-10, 210, Senior, St. John's, Antigua (Tyler, TX CC)*

- Earned Big Ten Sportsmanship Award
- Ranks eighth in single-season blocked shots with 53 in 2007 and seventh in career blocked shots with 96
- Played in all 32 games, with 12 starts
- Averaged 3.6 points, 4.6 rebounds and 1.3 blocked shots per game
- Three blocks, two assists and two steals in win at Northwestern
- Four points and three rebounds vs. Illinois
- Two points and four rebounds against Wisconsin
- Four rebounds in win over Ohio State
- Four rebounds in win over Penn State
- Tied a career-high with five blocks against Purdue while also grabbing six rebounds
- Nine points and eight rebounds in win over Michigan State
- Seven points, four rebounds and two blocks at Ohio State
- Nine points, four rebounds and two blocks against Indiana
- Two points, seven rebounds, career-high three assists and two steals against Drake
- Seven rebounds in win at Northern Iowa
- Six points (3-3 FG's), eight rebounds and two steals in win over Eastern Illinois
- Nine points (4-4 FG's) and 12 rebounds (six offensive) vs. Louisiana-Monroe
- 10 rebounds and three blocks vs. Wake Forest
- 10 points, eight rebounds and two blocks vs. Utah State
- 12 points and eight rebounds vs. Bradley
- Seven points, five rebounds and tied a career-high with five blocks in win over Maryland Eastern Shore
- Eight points and five rebounds in win over Florida Gulf Coast
- Four points, seven rebounds, four blocks and career-high four steals in win over Northern Colorado
- 10 rebounds, six points and two blocked shots in win over Idaho State



Looby, Game-by-Game

Opp.	S	FG	3-PT	FT	O-D-RE	PF	TP	A	T	B	S	M
Idaho State	Y	3-5	0-0	0-1	4-6-10	2	6	0	3	2	0	30
N. Colorado	Y	1-1	0-0	2-2	1-6-7	2	4	2	2	4	4	28
FL Gulf Coast	Y	4-5	0-0	0-0	1-4-5	2	8	0	1	1	0	24
MD E. Shore	Y	3-3	0-0	1-2	0-5-5	0	7	0	2	5	0	24
Bradley (n)	Y	5-8	0-0	2-4	5-3-8	1	12	1	1	1	0	27
Utah St. (n)	Y	5-6	0-0	0-0	3-5-8	2	10	2	0	2	1	33
Wake Forest	Y	0-1	0-0	0-1	2-8-10	1	0	0	3	3	1	16
LA-Monroe	Y	4-4	0-0	1-4	6-6-12	2	9	1	3	0	1	29
E. Illinois	Y	3-3	0-0	0-0	1-7-8	5	6	1	2	1	2	25
at Northern IA	Y	0-1	0-0	0-0	3-4-7	3	0	1	1	0	0	19
at Iowa State	Y	0-1	0-0	0-0	1-3-4	3	0	0	0	0	1	17
Drake	N	1-5	0-0	0-0	1-6-7	2	2	3	0	0	2	24
SE Louisiana	Y	1-2	0-0	0-0	0-1-1	1	2	0	2	2	0	9
Indiana	N	3-4	0-0	3-5	0-4-4	1	9	0	1	2	0	10
at Wisconsin	N	2-3	0-0	0-1	0-2-2	2	4	0	0	1	0	9
at Ohio State	N	3-4	0-0	1-2	4-0-4	0	7	1	0	2	0	22
Mich. State	N	3-5	0-0	3-6	3-5-8	1	9	1	0	0	0	22
Purdue	N	0-0	0-0	0-0	1-5-6	3	0	1	0	5	1	22
at Michigan	N	2-2	0-0	0-0	0-3-3	0	4	0	2	1	0	11
at Indiana	N	1-1	0-0	2-2	2-2-4	4	4	0	1	0	0	14
Penn State	N	0-0	0-0	0-0	0-4-4	0	0	0	2	0	0	15
at Purdue	N	2-2	0-0	0-0	1-1-2	1	4	0	0	2	0	27
Ohio State	N	0-0	0-0	0-2	1-3-4	1	0	0	1	0	0	19
Wisconsin	N	1-3	0-0	0-0	0-4-4	1	2	0	0	0	0	10
at Minnesota	N	0-0	0-0	0-0	0-0-0	0	0	0	0	1	0	14
Michigan	N	1-1	0-0	0-0	1-0-1	1	2	1	1	1	1	12
Northwestern	N	0-1	0-0	0-0	0-0-0	0	0	0	0	0	0	9
at Mich. State	N	0-0	0-0	0-0	2-0-2	0	0	0	0	3	0	10
at Penn State	N	0-2	0-0	0-0	1-2-3	1	0	0	1	0	0	18
Illinois	N	2-2	0-0	0-4	1-2-3	2	4	0	1	0	0	12
at Northwestern	N	0-0	0-0	0-0	0-1-1	2	0	2	1	3	2	19
Michigan (n)	N	0-0	0-0	0-0	0-0-0	0	0	0	1	0	0	4

Career Bests


Points:	13, twice, last vs. Villanova, 11/20/06
Rebounds:	14 vs. The Citadel, 11/13/06
FGM:	5, three times, last vs. Utah State, 11/24/07
FGA:	9 vs. Toledo, 11/17/06
FTM:	7 vs. Villanova, 11/20/06
FTA:	8 vs. Villanova, 11/20/06
Assists:	3 vs. Drake, 12/14/07
Steals:	4 vs. Northern Colorado, 11/14/07
Blocks:	5, six times, last vs. Purdue, 1/16/08
Minutes:	33 vs. Utah State, 11/24/07

Career Statistics

YEAR	G/GS	FG-A	PCT	3-PT	PCT	FT-A	PCT	O-D-RB	AVG	PF-DI	AS	TO	BK	ST	PTS	AVG
Jun.	31/19	45-84	.536	0-0	.000	28-48	.583	56-87-143	4.6	98-5	13	19	53	19	118	3.8
Sen.	32/12	50-75	.667	0-0	.000	15-36	.417	47-100-147	4.6	46-1	17	32	43	15	115	3.6
Career	63/31	95-159	.597	0-0	.000	43-84	.512	103-187-290	4.6	144-6	30	51	96	34	233	3.7

2 - - David Palmer, Center, 6-9, 240, Sophomore, Antioch, TN (Oak Hill Academy)

- Played in 14 games, with no starts
- Averaged 0.9 points and 0.6 rebounds
- Two rebounds against Indiana
- Three points in win over Eastern Illinois
- Seven points vs. Wake Forest
- Three points vs. Bradley
- Three rebounds in exhibition win over Simpson College
- Eight rebounds and two assists in Blow-out



Palmer, Game-by-Game

Opp.	S	FG	3-PT	FT	O-D-RE	PF	TP	A	T	B	S	M
Idaho State					DNP							
N. Colorado	N	0-0	0-0	0-0	0-0-0	1	0	0	1	0	0	1
FL Gulf Coast					DNP							
MD E. Shore	N	0-0	0-0	0-0	1-0-1	0	0	0	0	0	0	5
Bradley (n)	N	1-3	1-2	0-0	0-0-0	1	3	0	1	0	0	7
Utah St. (n)	N	0-1	0-0	0-0	0-0-0	1	0	0	0	0	0	4
Wake Forest	N	2-3	1-1	2-4	1-0-1	1	7	0	1	0	1	6
LA-Monroe	N	0-0	0-0	0-0	0-0-0	0	0	0	0	0	0	3
E. Illinois	N	1-4	0-1	1-1	0-1-1	0	3	0	0	0	1	6
at Northern IAN		0-0	0-0	0-0	0-0-0	1	0	0	0	0	0	1
at Iowa State	N	0-1	0-1	0-0	0-0-0	2	0	0	1	0	0	1
Drake	N	0-0	0-0	0-0	0-1-1	1	0	0	1	0	0	3
SE Louisiana	N	0-1	0-0	0-0	0-1-1	1	0	0	1	0	0	4
Indiana	N	0-0	0-0	0-0	0-2-2	3	0	0	0	0	0	1
at Wisconsin					DNP							
at Ohio State					DNP							
Mich. State					DNP							
Purdue					DNP							
at Michigan					DNP							
at Indiana					INJ							
Penn State					INJ							
at Purdue					DNP							
Ohio State					DNP							
Wisconsin					DNP							
at Minnesota					DNP							
Michigan					DNP							
Northwestern	N	0-0	0-0	0-0	0-1-1	1	0	0	0	0	0	3
at Mich. State	N	0-0	0-0	0-0	0-0-0	0	0	0	0	0	0	1
at Penn State					DNP							
Illinois					DNP							
at N'western					DNP							
Michigan (n)					DNP							

Career Bests

Points: 11 vs. Morgan State, 12/29/05
Rebounds: 7 vs. Morgan State, 12/29/05
FGM: 5 vs. Morgan State, 12/29/05
FGA: 10 vs. Monmouth, 12/8/05
FTM: 2, three times, last vs. Wake Forest, 11/26/07
FTA: 4, twice, last vs. Wake Forest, 11/26/07
Assists: 1, three times, last vs. South Florida, 2/8/06
Steals: 1, seven times, last vs. Eastern Illinois, 12/1/07
Blocks: 1, three times, last vs. South Florida, 1/20/06
Minutes: 21 vs. Monmouth, 12/8/05


Career Statistics

YEAR	G/GS	FG-A	PCT	3-PT	PCT	FT-A	PCT	O-D-RB	AVG	PF-DI	AS	TO	BK	ST	PTS	AVG
*Fresh.	27/0	35-77	.455	0-1	.000	10-17	.588	25-28-53	2.0	52-0	3	10	5	5	80	3.0
Soph.	14/0	4-13	.308	2-5	.400	3-5	.600	2-6-8	0.6	13-0	0	6	0	2	13	0.9
Career	41/0	39-90	.433	2-6	.333	13-22	.591	27-34-61	1.5	65-0	3	16	5	7	93	2.3

* - 2005-06 at Seton Hall

30 - - Jeff Peterson, Guard, 6-0, 185, Freshman, Hyattsville, MD (DeMatha Catholic HS)

- Played in 30 games, with 11 starts
- Averaged 5.2 points, 3.1 assists and two rebounds per game
- Six points and two assists at Penn State
- Seven points, three rebounds and four assists at Minnesota
- Six points, three rebounds and four assists against Wisconsin
- Three points, two rebounds and three assists in win over Ohio State
- Converted on 14-straight FT's before miss at Purdue
- Seven points, two assists and three rebounds at Purdue
- 19 points (4-4 FG's, 2-2 3Pt FG's, 9-9 FT's), three rebounds and five assists in win over Penn State
- Matched career-high with nine assists in win at Michigan
- Eight points, two rebounds and two assists at Wisconsin
- Seven points, tied a career-high with five rebounds and five assists against Drake
- Four points and tied career-highs with five rebounds and two steals at Iowa State
- Did not play at Northern Iowa due to death in the family
- Nine points, career-high five rebounds and three assists vs. Louisiana-Monroe
- Five points, three rebounds and seven assists vs. Wake Forest
- Nine points and four assists in win over Florida Gulf Coast
- Career-high 20 points, two rebounds, two assists and two steals in win over Northern Colorado
- 12 points, nine assists, four rebounds and two steals in in over Idaho State in first college game



Peterson, Game-by-Game

Opp.	S	FG	3-PT	FT	O-D-RE	PF	TP	A	T	B	S	M
Idaho State	Y	3-9	2-3	4-4	0-4-4	0	12	9	0	0	2	38
N. Colorado	Y	7-10	1-2	5-9	0-2-2	3	20	2	6	0	2	36
FL Gulf Coast	Y	7-17	2-9	3-5	3-4-7	1	19	3	4	1	3	36
MD E. Shore	Y	0-3	0-0	2-2	0-1-1	5	2	1	2	0	0	23
Bradley (n)	Y	2-10	1-5	0-0	0-0-0	2	5	3	4	0	0	40
Utah St. (n)	Y	1-6	0-2	2-2	1-0-1	5	4	5	3	0	0	26
Wake Forest	Y	2-9	0-4	1-7	0-3-3	3	5	7	7	0	1	40
LA-Monroe	Y	2-6	2-3	3-4	1-4-5	3	9	3	8	0	1	38
E. Illinois	Y	1-6	0-3	0-0	0-2-2	0	2	2	3	0	1	36
at Northern IA												DNP
at Iowa State	N	2-10	0-1	0-0	1-4-5	2	4	2	3	0	2	32
Drake	Y	3-6	1-3	0-0	1-4-5	4	7	5	3	0	1	31
SE Louisiana	Y	0-2	0-1	0-0	0-1-1	1	0	0	2	0	1	12
Indiana	N	2-9	0-2	2-2	0-2-2	3	6	4	2	0	1	33
at Wisconsin	N	3-7	0-3	2-3	0-2-2	4	8	2	5	0	1	25
at Ohio State	N	0-3	0-2	0-0	1-1-2	1	0	0	2	0	1	8
Mich. State	N	0-2	0-2	0-0	0-1-1	1	0	2	2	0	0	12
Purdue	N	2-5	0-1	0-0	0-1-1	0	4	2	2	0	0	11
at Michigan	N	0-4	0-1	2-2	1-2-3	1	2	9	2	0	1	28
at Indiana	N	1-4	0-1	1-1	0-1-1	0	3	1	2	0	0	21
Penn State	N	4-4	2-2	9-9	0-3-3	1	19	5	3	0	1	27
at Purdue	N	2-3	0-0	3-4	0-3-3	4	7	2	5	0	0	23
Ohio State	N	1-3	1-1	0-1	0-2-2	2	3	3	3	0	0	31
Wisconsin	N	1-5	1-1	3-4	0-3-3	5	6	4	2	0	0	27
at Minnesota	N	2-4	1-1	2-2	0-3-3	2	7	4	3	0	0	32
Michigan	N	1-6	0-2	0-0	0-2-2	4	2	4	2	0	0	27
Northwestern												ILL
at Mich. State	N	1-4	0-1	0-0	0-1-1	0	2	3	4	0	1	21
at Penn State	N	2-2	2-2	0-0	0-0-0	4	6	2	4	0	0	15
Illinois	N	0-2	0-1	0-0	0-0-0	0	0	1	1	0	0	4
at N'western	N	0-0	0-0	0-0	0-0-0	1	0	0	2	0	0	1
Michigan (n)	N	1-3	0-1	0-0	0-3-3	2	2	1	1	0	1	15

Career Bests

Points:	20 vs. Northern Colorado, 11/14/07
Rebounds:	5, three times, last vs. Drake, 12/14/07
FGM:	7 vs. Northern Colorado, 11/14/07
FGA:	10, twice, last vs. Bradley, 11/23/07
FTM:	9 vs. Penn State, 1/26/08
FTA:	9, twice, last vs. Penn State, 1/26/08
Assists:	9, twice, last at Michigan, 1/19/08
Steals:	2, three times, last at Iowa State, 12/8/07
Blocks:	
Minutes:	40, twice, last vs. Wake Forest, 11/26/07

Career Statistics

YEAR	G/GS	FG-A	PCT	3-PT	PCT	FT-A	PCT	O-D-RB	AVG	PF-DI	AS	TO	BK	ST	PTS	AVG
Fresh.	30/11	49-151	.325	14-52	.269	44-60	.733	6-55-61	2.0	66-3	92	94	0	19	156	5.2

**44 - - Cyrus Tate, Forward, 6-8, 240, Junior, Chicago, IL (Northeast, NE CC)*

- Played in 31 games, with 19 starts
- Honored as recipient of 2008 Chris Street Award
- Averaged 8.3 points and 5.4 rebounds in all games, shooting 66.7% from the field
- Averaged 10.6 points and seven rebounds in Big Ten action
- Led the Big Ten in field goal percentage (70.2%) in league games only and ranked third in rebounds
- Recorded fourth career double-double with 16 points and 11 rebounds vs. Michigan in Big Ten Tournament
- 14 points (4-7 FG's, 6-7 FT's) and six rebounds in win at Northwestern
- Five points, eight rebounds and two steals vs. Illinois
- 11 points (5-7 FG's) at Penn State
- Named Big Ten Conference Player of the Week for his play vs. Michigan State and Northwestern
- Career-high 26 points (10-13 FG's, 6-7 FT's) and nine rebounds at Michigan State
- Third career double-double with 18 points and 11 rebounds in win over Northwestern
- 10 points and six rebounds against Michigan
- 15 points and eight rebounds against Wisconsin
- Two points and six rebounds in win over Ohio State
- Seven points and a career-high 13 rebounds in win over Penn State
- Eight points and five rebounds at Indiana
- 21 points (8-10 FG's) and 11 rebounds in win at Michigan
- 10 points and five rebounds vs. Purdue
- Nine points and seven rebounds in win over Michigan State
- 10 points (4-5 FG's, 2-3 FT's) and six rebounds at Ohio State
- Eight points and eight rebounds at Wisconsin
- Eight points (3-3 FG's) and seven rebounds against Indiana
- 10 points (3-3 FGs) and six rebounds in win over Southeastern Louisiana
- Did not play vs. Utah State due to injury
- Nine points and two assists in win over MD Eastern Shore
- Five points and eight rebounds in win over Idaho State



Tate, Game-by-Game

Opp.	S	FG	3-PT	FT	O-D-RE	PF	TP	A	T	B	S	M
Idaho State	N	2-2	0-0	1-1	1-7-8	2	5	0	2	0	2	18
N. Colorado	N	2-3	0-0	3-4	1-2-3	3	7	0	3	0	2	18
FL Gulf Coast	N	3-5	0-0	0-1	0-2-2	3	6	1	4	0	0	17
MD E. Shore	N	2-3	0-0	5-6	0-2-2	4	9	2	3	1	0	13
Bradley (n)	N	0-2	0-0	0-0	1-0-1	1	0	0	2	0	0	5
Utah St. (n)					INJ							
Wake Forest	N	1-3	0-0	0-0	0-2-2	1	2	0	1	0	0	15
LA-Monroe	N	1-3	0-0	2-3	0-0-0	0	4	0	1	0	0	8
E. Illinois	N	0-0	0-0	0-0	0-1-1	2	0	1	3	1	0	9
at Northern IAN	N	3-5	0-0	2-3	2-2-4	5	8	0	2	0	0	20
at Iowa State	N	0-0	0-0	0-0	0-0-0	1	0	0	1	0	0	8
Drake	N	0-0	0-0	0-0	0-0-0	0	0	0	1	0	0	4
SE Louisiana	N	3-3	0-0	4-7	1-5-6	5	10	0	3	0	0	14
Indiana	Y	3-3	0-0	2-5	4-3-7	2	8	0	1	0	0	20
at Wisconsin	Y	3-8	0-0	2-6	3-5-8	4	8	1	1	2	0	33
at Ohio State	Y	4-5	0-0	2-3	2-4-6	4	10	0	1	0	0	26
Mich. State	Y	2-3	0-0	5-12	3-4-7	2	9	0	0	0	2	28
Purdue	Y	3-3	0-0	4-8	2-3-5	4	10	0	2	0	1	28
at Michigan	Y	8-10	0-0	5-11	4-7-11	2	21	0	2	0	0	33
at Indiana	Y	3-5	0-0	2-4	0-5-5	3	8	0	1	1	0	30
Penn State	Y	2-2	0-0	3-6	3-10-13	2	7	0	1	0	1	30
at Purdue	Y	1-1	0-0	0-0	2-3-5	2	2	0	4	1	0	15
Ohio State	Y	0-1	0-0	2-2	0-6-6	3	2	0	0	0	0	25
Wisconsin	Y	4-6	0-0	7-9	5-3-8	4	15	0	0	1	1	34
at Minnesota	Y	3-5	0-0	1-3	1-2-3	3	7	0	1	2	0	31
Michigan	Y	2-2	0-0	6-7	3-3-6	3	10	0	2	0	0	31
Northwestern	Y	7-9	0-0	4-8	5-6-11	2	18	0	2	1	3	32
at Mich. State	Y	10-13	0-0	6-7	4-5-9	3	26	0	2	1	1	32
at Penn State	Y	5-7	0-0	1-2	2-0-2	5	11	1	3	0	1	19
Illinois	Y	2-4	0-0	1-5	1-7-8	4	5	2	1	0	2	39
at N'western	Y	4-7	0-0	6-7	2-4-6	4	14	0	3	0	0	32
Michigan (n)	Y	3-6	0-0	10-17	7-4-11	4	16	0	4	1	2	37

Career Bests

Points:	26 at Michigan State, 2/23/08
Rebounds:	13 vs. Penn State, 1/26/08
FGM:	10 at Michigan State, 2/23/08
FGA:	13 at Michigan State, 2/23/08
FTM:	10 vs. Michigan, 3/13/08
FTA:	17 vs. Michigan, 3/13/08
Assists:	2, five times, last vs. Illinois, 3/1/08
Steals:	3, twice, last vs. Northwestern, 2/19/08
Blocks:	2 at Minnesota, 2/9/08
Minutes:	39 vs. Illinois, 3/1/08

Career Statistics

YEAR	G/GS	FG-A	PCT	3-PT	PCT	FT-A	PCT	O-D-RB	AVG	PF-DI	AS	TO	BK	ST	PTS	AVG
Soph.	31/22	48-104	.462	0-0	.000	35-53	.660	47-88-135	4.4	93-4	13	42	8	17	131	4.2
Jun.	31/19	86-129	.667	0-0	.000	86-147	.585	59-107-166	5.4	87-3	8	57	12	18	258	8.3
Career	62/41	134-233	.575	0-0	.000	121-200	.605	106-195-301	4.9	180-7	21	99	20	35	389	6.3

2007-08 Game Summaries

(1) **IOWA 58, IDAHO STATE 43**
November 9, 2007, Carver-Hawkeye Arena, Iowa City, IA

The Todd Lickliter era at Iowa began with a victory as Iowa opened the season with a 58-43 win over Idaho State. Trailing 4-2 in the opening minutes, Iowa used an 11-0 scoring run over the next four minutes to gain control. The Hawkeyes shot 52.4% from the field in building a 31-16 halftime advantage. Iowa shot 45.7% in the game, including 47.6% from three-point range.

The Iowa defense was impressive, holding Idaho State to 32.7% shooting in the game. The Bengals made just 1-20 (0.5%) from three-point range and Iowa held a 38-29 rebounding advantage.

Senior Justin Johnson led Iowa's scoring with a career-best 21 points, as he hit 7-12 three-point attempts. The seven treys rank as the third highest total at Iowa in a single game. Johnson added four rebounds and two blocked shots.

Freshman guard Jeff Peterson was responsible for getting the ball to Johnson, collecting nine assists and no turnovers while playing 38 minutes in his first college game. Peterson added 12 points and four rebounds. Senior Kurt Looby led the Hawkeyes with 10 rebounds and Dan Bohall added five points and six assists.

IDAHO STATE -- 43

Name	FG	3-PT	FT	RB	PF	TP	A	TO	BK	S	M
Kinghorn	1-6	0-2	1-2	4	0	3	2	1	0	2	23
Tatum	2-6	0-2	6-8	5	4	10	2	1	0	1	34
Steijn	5-9	0-0	0-1	6	3	10	0	1	0	0	35
Stucki	3-8	1-4	2-4	3	2	9	3	2	0	1	32
O'Brien	3-6	0-3	0-0	1	0	6	2	1	0	0	22
Morgan	1-4	0-2	1-2	2	0	3	0	1	0	1	18
Maye	0-0	0-0	0-0	0	1	0	1	1	0	2	16
Carson	0-0	0-0	0-0	0	1	0	0	0	0	0	2
Monroe	0-0	0-0	0-0	1	0	0	0	0	0	0	3
Kilpatrick	1-10	0-7	0-0	2	0	2	3	1	0	3	13
Taylor	0-0	0-0	0-0	0	1	0	0	0	0	0	2
Team				4							
Totals	16-49	1-20	10-17	28	12	43	13	9	0	10	200
	FG%:	.327	3PT%:	.050		FT%:	.588				

IOWA -- 58

Name	FG	3-PT	FT	RB	PF	TP	A	TO	BK	S	MN
Looby	3-5	0-0	0-1	10	2	6	0	3	2	0	30
Gorney	1-3	0-0	1-2	3	3	3	0	1	0	0	18
Bohall	2-8	1-5	0-0	3	3	5	6	5	0	0	32
Johnson	7-14	7-12	0-0	4	2	21	1	3	2	1	35
Peterson	3-9	2-3	4-4	4	0	12	9	0	0	2	38
Kelly	2-4	0-1	0-1	4	2	4	1	1	0	0	15
Tate	2-2	0-0	1-2	8	2	5	0	2	0	2	18
Cole	1-1	0-0	0-1	1	3	2	0	0	0	1	14
Team				2							
Totals	21-46	10-21	6-10	39	17	58	17	16	4	6	200
	FG%:	.457	3PT%:	.476		FT%:	.600				

Score by Periods:

Idaho State	16	27	43
Iowa	31	27	58

Attendance: 10,201

(2) **IOWA 59, NORTHERN COLORADO 47**
November 14, 2007, Carver-Hawkeye Arena, Iowa City, IA

After trailing by one point with 14 minutes to play and being tied at 40-40 with just under eight minutes remaining, Iowa used a 19-7 scoring run to close the game in taking a 59-47 win over visiting Northern Colorado.

Iowa led throughout most of the first half and settled for a 26-20 advantage at the break. After hitting the first basket of the second half for a 28-20 advantage, the Hawkeyes saw Northern Colorado rally. Northern took its one-point advantage with 14:13 to play before freshman guard Jeff Peterson answered with a basket. Northern later erased a six-point deficit on back-to-back three point shots as the teams were tied at 38 and again at 40.

From there Iowa gained the lead on two free throws by Cyrus Tate, and, following another basket by Peterson, found some breathing room after a three-point basket by Justin Johnson. The Hawkeyes iced the win by hitting 12-14 free throws in the final seven minutes.

The game was marked by turnovers, as Iowa had 22 errors and Northern Colorado 23. Iowa shot 47.5% from the field and held Northern Colorado to 36% shooting. The visitors held a 34-28 rebounding advantage, but hit just 8-14 (57.1%) free throws.

Peterson led Iowa with a career-high 20 points in just his second college game. Sophomore guard Dan Bohall added a career-best 14 points and collected six rebounds. Senior center Kurt Looby added seven rebounds, four blocked shots, four steals and two assists.

NORTHERN COLORADO -- 47

Name	FG	3-PT	FT	RB	PF	TP	A	TO	BK	S	M
Banks	3-6	0-0	4-4	6	2	10	0	2	2	0	31
Archibeque	2-7	0-0	2-4	4	2	6	1	1	0	0	31
Taibi	5-15	0-9	1-2	6	3	11	1	1	0	1	30
Palacios	1-4	0-1	0-1	2	2	2	1	1	0	2	24
Panagiotakopoulos	3-5	3-4	0-0	2	5	9	6	6	0	2	27
Figures	1-1	0-0	0-0	0	1	2	0	3	0	0	11
Anderson	0-0	0-0	0-0	0	0	0	0	0	0	0	2
Garrett	0-3	0-0	0-1	2	0	0	3	3	0	0	13
Mason	1-4	0-0	0-0	4	3	2	0	4	0	2	14
Montgomery	2-5	0-0	1-2	3	4	5	0	2	0	0	17
Team				5							
Totals	18-50	3-14	8-14	34	22	47	12	23	2	7	200
	FG%:	.360	3PT%:	.214		FT%:	.571				

IOWA -- 58

Name	FG	3-PT	FT	RB	PF	TP	A	TO	BK	S	MN
Looby	1-1	0-0	2-2	7	2	4	2	2	4	4	28
Gorney	4-7	0-0	0-0	4	1	8	0	2	0	0	22
Bohall	3-6	1-3	7-8	6	3	14	1	2	0	0	26
Johnson	1-5	1-3	0-0	3	0	3	4	3	1	0	34
Peterson	7-10	1-2	5-9	2	3	20	2	6	0	2	36
Palmer	0-0	0-0	0-0	0	1	0	0	1	0	0	1
Angle	0-2	0-2	0-0	0	0	0	0	0	0	0	1
Kelly	1-6	0-1	1-2	0	1	3	0	1	0	2	23
Tate	2-3	0-0	3-4	3	3	7	0	3	0	2	18
Cole	0-0	0-0	0-0	1	3	0	1	2	0	0	11
Team				2							
Totals	19-40	3-11	18-25	28	17	59	10	22	5	10	200
	FG%:	.475	3PT%:	.273		FT%:	.720				

Score by Periods:

Northern Colorado	20	27	47
Iowa	26	33	59

Attendance: 8,483

2007-08 Game Summaries

(3) IOWA 62, FLORIDA GULF COAST 49
November 18, 2007, Carver-Hawkeye Arena, Iowa City, IA

A strong second half led Iowa to a 62-49 win over Florida Gulf Coast in Carver-Hawkeye Arena. The visitors hit six of their first seven shots from the field in taking a 14-8 advantage in the first three minutes. Iowa answered with a 9-0 scoring run over the next eight minutes to take a 17-14 advantage. Iowa also led by as many as six points in the opening half before scoring the last basket of the period to take a 32-30 advantage at the break.

The Hawkeye defense took over in the final 20 minutes, allowing the Eagles just 19 points in the second half. Iowa led throughout the second half, but the advantage was just four points with 8:52 to play. Iowa scored five straight points over the next two minutes and led by five or more the rest of the way, with the biggest advantage (61-47) coming with 1:11 to play.

Florida Gulf Coast shot just 28.6% from the field in the second half and just 38% for the game. The visitors also made just 6-23 (26.1%) three-point attempts and 5-11 (45.5%) free throws. After connecting on 42.9% of its first half field goals, Iowa shot 55% from the floor in the second half and 47.9% for the game. Iowa also held a 38-28 rebounding advantage, holding the aggressive Eagles to just seven offensive rebounds.

Senior guard Justin Johnson led Iowa with 19 points, seven rebounds, three assists and three steals. Freshman guard Jeff Peterson added nine points and four assists, while senior forward Seth Gorney grabbed a career-high 11 rebounds. Senior forward Kurt Looby added eight points and five rebounds and freshman forward Jarryd Cole contributed seven points, four rebounds and three steals.

FLORIDA GULF COAST -- 49

Name	FG	3-PT	FT	RB	PF	TP	A	TO	BK	S	M
Liddell	6-10	1-2	2-4	6	1	15	1	2	0	4	32
Adler	2-12	1-6	1-3	6	3	6	1	3	0	3	32
Barrowes	1-2	0-0	0-2	4	4	2	0	2	0	0	22
Quaintance	2-4	2-4	0-0	3	2	6	5	3	0	1	35
Wohlleb	6-16	1-6	0-0	3	0	13	3	4	1	0	32
Matheny	0-2	0-2	0-0	0	1	0	0	1	0	0	5
Lutkenhaus	0-0	0-0	0-0	0	1	0	0	0	0	0	2
Franklin	1-3	1-3	2-2	3	1	5	1	1	0	0	23
Pond	0-0	0-0	0-0	0	0	0	0	0	0	0	1
Narmbaye	1-1	0-0	0-0	0	2	2	0	1	0	0	10
Neptune	0-0	0-0	0-0	0	4	0	0	2	0	0	4
Rodriguez	0-0	0-0	0-0	1	0	0	0	0	0	0	1
Gelin	0-0	0-0	0-0	0	1	0	0	0	0	0	1
Team				2							
Totals	19-50	6-23	5-11	28	20	49	11	19	1	8	200
	FG%: .380	3PT%: .261	FT%: .455								

IOWA -- 62

Name	FG	3-PT	FT	RB	PF	TP	A	TO	BK	S	MN
Looby	4-5	0-0	0-0	5	2	8	0	1	1	0	24
Gorney	1-4	0-0	0-0	11	1	2	1	0	0	0	22
Bohall	2-7	1-5	3-4	4	2	8	4	3	0	2	32
Johnson	7-17	2-9	3-5	7	1	19	3	4	1	3	36
Peterson	3-4	0-1	3-4	0	3	9	4	6	0	1	33
Kelly	1-2	1-1	0-0	2	1	3	1	1	0	0	18
Tate	3-5	0-0	0-1	2	3	6	1	4	0	0	17
Cole	2-4	0-0	3-8	4	2	7	0	1	0	3	18
Team				3							
Totals	23-48	4-16	12-22	38	15	62	14	20	2	9	200
	FG%: .479	3PT%: .250	FT%: .545								

Score by Periods:

Florida Gulf Coast	30	19	49
Iowa	32	30	62

Attendance: 9,183

(4) IOWA 65, MARYLAND EASTERN SHORE 48
November 20, 2007, Carver-Hawkeye Arena, Iowa City, IA

Iowa didn't score its first point for over seven minutes and its first field goal until 12:36 remained in the first half, but the Hawkeyes played solid defense throughout and went on to a 65-49 win over Maryland Eastern Shore.

The Hawkeyes trailed by seven points in the early going, their biggest deficit of the season. Iowa took a 10-9 advantage with 7:42 left in the first half on a lay-up by Dan Bohall and led the rest of the way. The advantage was just three points, 21-18, at intermission.

Iowa began the second half with a basket, but could not pull away and led by just three points with 12:27 remaining. Justin Johnson hit a three-point basket and Bohall added two free throws as Iowa stretched the margin to eight with 10 minutes to play. The visitors would cut the margin to four (43-39) with 5:44 to play before Iowa pulled away over the final five minutes.

Both teams struggled from the field, with Iowa shooting 42.5% and UMES just 28.3%. Iowa took advantage of its free throw opportunities, hitting 26-32 free shots for a season-best 81.3%. Iowa held a 38-29 rebounding advantage and had a season-low 14 turnovers.

Johnson led Iowa with 19 points and Bohall added 10 points and five assists. Cyrus Tate sparked the offense in the first half and ended the game with nine points. Freshman Jarryd Cole led the Hawkeyes with seven rebounds and Seth Gorney collected six.

MARYLAND EASTERN SHORE -- 48

Name	FG	3-PT	FT	RB	PF	TP	A	TO	BK	S	M
Mirjacic	0-2	0-1	0-0	3	2	0	0	0	0	0	23
Jackson	1-6	0-0	0-0	5	5	2	0	3	0	2	34
Popovic	1-5	0-0	1-2	5	3	3	1	1	1	0	29
Davis	3-9	1-2	1-2	3	5	8	1	0	0	2	19
Tyson	11-24	7-10	3-4	2	3	32	2	3	0	1	40
Bright	1-7	1-4	0-0	0	1	3	2	3	0	0	16
Akram	0-3	0-2	0-0	0	0	0	0	0	0	1	4
McFadden	0-3	0-1	0-0	1	2	0	0	0	0	1	11
Nimocks	0-0	0-0	0-0	1	1	0	1	0	0	0	11
Krleski	0-0	0-0	0-0	0	0	0	0	0	0	0	3
Bivins	0-0	0-0	0-0	1	0	0	0	0	0	0	0+
Moore	0-1	0-0	0-0	2	3	0	1	1	0	0	10
Team				6							
Totals	17-60	9-20	5-8	29	25	48	8	12	1	7	200
	FG%: .283	3PT%: .450	FT%: .625								

IOWA -- 65

Name	FG	3-PT	FT	RB	PF	TP	A	TO	BK	S	MN
Looby	3-3	0-0	1-2	5	0	7	0	2	5	0	24
Gorney	1-3	0-0	2-2	6	0	4	0	0	0	1	17
Bohall	2-6	0-3	6-6	2	0	10	5	0	0	0	30
Johnson	5-13	4-12	5-7	3	3	19	1	1	2	1	36
Peterson	0-3	0-0	2-2	1	5	2	1	2	0	0	23
Palmer	0-0	0-0	0-0	1	0	0	0	0	0	0	5
Angle	0-0	0-0	0-0	0	0	0	0	1	0	0	11
Kelly	2-6	1-1	3-4	5	3	8	3	4	2	3	20
Tate	2-3	0-0	5-6	2	4	9	2	3	1	0	13
Cole	2-3	0-0	2-3	7	1	6	0	1	0	0	21
Team				6							
Totals	17-40	5-16	26-32	38	16	65	12	14	10	5	200
	FG%: .425	3PT%: .313	FT%: .813								

Score by Periods:

Maryland-ES	18	30	48
Iowa	21	44	65

Attendance: 8,583

2007-08 Game Summaries

(5) **BRADLEY 67, IOWA 56**
November 23, 2007, Convention Center, South Padre Island, TX

Iowa saw its four-game winning streak come to an end with a 67-56 loss to Bradley in the third round of the South Padre Island Invitational. Bradley used a 19-2 scoring run over an eight minute stretch in the first half to gain control and the Braves were able to hold off Iowa runs over the final 30 minutes of the contest. Iowa started fast in building a 15-8 margin in the first seven minutes before the Braves rallied. After trailing by 10 points in two occasions in the first half, Iowa closed to within four points before Bradley hit a three-pointer just before the buzzer to take a 37-30 halftime advantage.

Iowa trailed by as many as 14 points in the second half before cutting the deficit to five points with 8:46 remaining and six points with 3:33 to play. The Braves answered Iowa's final run with three-point baskets in consecutive possessions to secure the win.

The game was close in nearly all phases. Iowa shot 44.9% from the field compared to 43.6% for Bradley, while the Braves held a 33-31 rebounding advantage and committed four fewer turnovers (13-17). Bradley connected on 11-28 (39.3%) three-point attempts and Iowa hit 9-21 (42.9%).

Senior Justin Johnson, playing in his home state, led Iowa with 16 points and he also had five rebounds. Kurt Looby added 12 points and led the Hawkeyes with eight rebounds and Jake Kelly contributed 11 points, four rebounds, three assists and two steals.

BRADLEY -- 67

Name	FG	3-PT	FT	RB	PF	TP	A	TO	BK	S	M
Wilson	3-8	0-1	2-3	11	1	8	2	0	1	3	27
Crouch	5-13	4-11	0-0	1	1	14	4	1	0	0	36
Ruffin	8-16	6-10	2-2	1	0	24	7	1	0	5	36
Salley	1-2	0-0	0-0	3	1	2	0	2	0	1	18
Warren	1-4	1-4	2-2	4	1	5	1	4	0	0	27
Cole-Scott	1-2	0-1	0-0	2	2	2	2	2	0	0	10
Collins	3-5	0-0	0-2	3	2	6	0	2	1	0	15
Maniscalco	0-0	0-0	0-0	0	1	0	0	0	0	0	11
Egolf	0-2	0-1	0-0	1	3	0	0	0	0	1	9
Singh	2-3	0-0	2-2	2	2	6	0	1	0	0	11
Team				5							
Totals	24-55	11-28	8-11	33	14	67	16	13	2	10	200
	FG%: .436	3PT%: .393	FT%: .727								

IOWA -- 56

Name	FG	3-PT	FT	RB	PF	TP	A	TO	BK	S	MN
Bohall	0-2	0-1	0-0	1	0	0	5	3	0	0	15
Johnson	6-12	4-9	0-1	5	0	16	1	2	0	1	37
Peterson	2-10	1-5	0-0	0	2	5	3	4	0	0	40
Looby	5-8	0-0	2-4	8	1	12	1	1	1	0	27
Gorney	3-4	0-0	0-0	5	2	6	3	2	1	0	29
Palmer	1-3	1-2	0-0	0	1	3	0	1	0	0	7
Angle	1-1	1-1	0-0	3	3	3	1	1	0	0	9
Kelly	4-7	2-3	1-2	4	1	11	3	1	0	2	22
Tate	0-2	0-0	0-0	1	1	0	0	2	0	0	5
Cole	0-0	0-0	0-0	2	4	0	0	0	0	0	9
Team				2							
Totals	22-49	9-21	3-7	31	15	56	17	17	2	3	200
	FG%: .449	3PT%: .429	FT%: .429								

Score by Periods:

Bradley	37	30	67	Attendance: 850
Iowa	30	26	56	

(6) **UTAH STATE 75, IOWA 62**
November 24, 2007, Convention Center, South Padre Island, TX

Utah State shot 50% from the field, 58.8% from three-point range and 81% from the free throw line in taking a 75-62 win over Iowa in the consolation game of the South Padre Invitational.

The Aggies built a 9-4 advantage in the first four minutes and never trailed. Iowa stayed close throughout the first half, cutting an early eight point deficit to two with eight minutes left. The lead expanded to as many as 12 points before Utah State led 36-27 at the break.

Iowa was never able to close the gap to less than five in the second half, as the Aggies would answer every Hawkeye run with points at their end of the floor. Utah State shot 52.4% from the field in the second half, including 66.7% (6-9) from three-point range. The Aggies were credited with 21 assists on their 24 field goals. Both teams were able to take care of the ball, as each had just seven turnovers.

Iowa's balanced attack was led by Justin Johnson, who was named to the all-tournament team. Johnson had 14 points against Utah State and led the team with two steals. Kurt Looby added 10 points and led Iowa with eight rebounds and two blocked shots. Freshman Jarryd Cole added a career-best 10 points and six rebounds, while Seth Gorney and Jake Kelly each scored eight points. Iowa shot 43.1% from the field, but connected on just 5-20 (25%) three-point attempts while being outrebounded 31-27. The Hawkeyes matched a season best by connecting on 81.3% of their free throw attempts.

UTAH STATE -- 75

Name	FG	3-PT	FT	RB	PF	TP	A	TO	BK	S	M
Clark	1-4	0-1	2-4	0	1	4	9	1	0	0	31
Spraggins	5-7	3-5	1-2	1	3	14	1	0	0	2	31
Carroll	5-8	4-5	6-6	12	3	20	5	2	0	0	37
DeCharme	8-14	1-1	3-4	3	1	20	0	1	0	0	31
Wilkinson	1-6	0-2	2-2	3	2	4	1	0	0	0	28
Williams	0-0	0-0	0-0	0	1	0	0	0	0	0	2
Stephens	0-3	0-2	0-0	1	0	0	2	1	0	1	9
Newbold	2-2	2-2	0-0	3	0	6	0	0	0	0	10
Wesley	2-3	0-0	3-3	1	4	7	3	2	1	0	15
Formisano	0-1	0-0	0-0	2	0	0	0	0	0	0	6
Team				5							
Totals	24-48	10-17	17-21	31	15	75	21	7	1	3	200
	FG%: .500	3PT%: .588	FT%: .810								

IOWA -- 62

Name	FG	3-PT	FT	RB	PF	TP	A	TO	BK	S	MN
Bohall	1-3	0-2	0-2	2	3	2	1	1	0	0	17
Johnson	5-16	2-11	2-2	1	1	14	1	0	0	2	34
Peterson	1-6	0-2	2-2	1	5	4	5	3	0	0	26
Looby	5-6	0-0	0-0	8	2	10	2	0	2	1	33
Gorney	3-4	0-0	2-2	2	0	8	0	0	0	0	18
Palmer	0-1	0-0	0-0	0	1	0	0	0	0	0	5
Angle	2-4	2-2	0-1	1	0	6	0	0	0	0	8
Kelly	2-4	1-2	3-3	3	4	8	2	3	0	0	34
Cole	3-7	0-1	4-4	6	2	10	1	0	1	0	25
Team				3							
Totals	22-51	5-20	13-16	27	18	62	12	7	3	3	200
	FG%: .431	3PT%: .250	FT%: .813								

Score by Periods:

Utah State	36	39	75	Attendance: 900
Iowa	27	35	62	

2007-08 Game Summaries

(7) WAKE FOREST 56, IOWA 47
November 26, 2007, Carver-Hawkeye Arena, Iowa City, IA

A slow start proved to be too much to overcome as the Hawkeyes dropped a 56-47 decision to Wake Forest Monday in Iowa City to kick off the 2007 Big Ten/ACC Challenge. Iowa shot just 33.3% from the field in the opening half and trailed the Demon Deacons 33-17 at halftime. The Hawkeyes were guilty of 14 turnovers in the first half and were outrebounded by a 20-17 margin.

The Hawkeyes played much better in the second half, cutting the deficit to eight points, 27-35, with 14:23 to play. Wake Forest did not record its first field goal of the second half until the 14 minute mark.

The Demon Deacons expanded their lead to as many as 17 points with five minutes to play before Iowa rallied. Iowa cut the margin to seven in the final minutes, but could get no closer than 47-54 with 13 seconds remaining.

Iowa shot just 38% from the field, including just 13.3% from three-point range and 38.9% from the free throw line. The Hawkeye defense was strong, allowing Wake Forest to shoot just 33.9% from the field, including just 26.1% in the second half. Iowa held a 40-39 rebounding advantage, but was guilty of a season-high 22 turnovers after having just seven in its most recent game against Utah State.

Freshman forward Jarryd Cole came off the bench to score a career-high 14 points to lead the Hawkeyes in scoring, hitting 7-10 field goal attempts and also collecting seven rebounds. Freshman Jake Kelly added nine points and freshman Jeff Peterson added seven assists. Senior forward Kurt Looby led Iowa's inside game with a game-high 10 rebounds and three blocked shots.

WAKE FOREST -- 56

Name	FG	3-PT	FT	RB	PF	TP	A	TO	BK	S	M
Johnson	3-9	1-5	0-0	6	4	7	0	1	1	2	18
McFarland	6-12	0-0	3-5	8	2	15	0	2	3	2	32
Hale	0-5	0-3	2-2	2	2	2	2	0	0	0	27
Smith	2-8	0-1	0-3	4	4	4	2	3	0	4	24
Williams	2-8	0-2	1-2	4	4	5	1	2	0	0	36
Teague	2-5	0-1	5-6	5	3	9	0	0	0	0	27
Clark	1-3	0-1	1-1	1	0	3	0	0	0	0	6
Skeen	3-6	0-2	5-7	6	2	11	0	0	0	1	28
Weaver	0-0	0-0	0-0	0	0	0	0	1	0	0	2
Team				3							
Totals	19-56	1-15	17-26	39	21	56	6	15	4	12	200
	FG%: .339	3PT%: .067	FT%: .654								

IOWA -- 47

Name	FG	3-PT	FT	RB	PF	TP	A	TO	BK	S	MN
Looby	0-1	0-0	0-1	10	1	0	0	3	3	1	16
Gorney	0-0	0-0	0-0	0	0	0	0	1	0	0	10
Bohall	0-1	0-1	0-0	0	3	0	0	1	0	0	10
Johnson	3-15	0-5	2-3	7	4	8	2	3	0	0	32
Peterson	2-9	0-4	1-7	3	3	5	7	7	0	1	40
Palmer	2-3	1-1	2-4	1	1	7	0	1	0	1	6
Angle	0-0	0-0	2-2	3	1	2	0	0	0	0	11
Kelly	4-8	1-4	0-0	2	5	9	2	1	0	0	27
Tate	1-3	0-0	0-0	2	1	2	0	1	0	0	15
Cole	7-10	0-0	0-1	7	4	14	0	3	0	1	33
Team				5				2			
Totals	19-50	2-15	7-18	40	23	47	11	23	3	4	200
	FG%: .380	3PT%: .133	FT%: .389								

Score by Periods:

Wake Forest	33	23	56
Iowa	17	30	47

Attendance: 9,120

(8) LOUISIANA-MONROE 72, IOWA 67 (OT)
November 30, 2007, Carver-Hawkeye Arena, Iowa City, IA

Too many turnovers proved costly as Iowa dropped a 72-67 overtime decision to Louisiana-Monroe in the opening round of the Hawkeye Challenge. The Hawkeyes were guilty of 29 turnovers, including 17 in the second half.

Iowa used a 10-0 scoring run early in the game to take control, and led 31-22 at halftime after shooting 52.2% from the field and holding the visitors to 37.5% shooting. Iowa continued to shoot well early in the second half, building its biggest advantage to 41-25 with 16 minutes to play.

Louisiana-Monroe rallied behind some solid shooting, as the Warhawks shot 50% in the second half, including 36.4% from three-point range.

Two free throws by Cyrus Tate gave Iowa a 53-48 advantage with 3:17 to play, but the Warhawks got a three-point basket from Jonas Brown and a lay-up by Tony Hooper to tie the score with 1:08 remaining. A rebound basket by Kurt Looby gave Iowa a 55-53 lead with 32 seconds left before two free throws by Hooper with 23 seconds remaining tied the score again. Iowa missed a field goal attempt in the closing seconds and had a chance to win after Looby was fouled with 2.6 seconds left, but both free throw attempts were off the mark.

The Warhawks hit four straight three-point baskets to start the overtime period and Iowa could not catch up. Johnson led Iowa with 26 points and he completed his first career double-double with 10 rebounds. Looby added nine points and a career-best 12 rebounds and Jake Kelly added six assists.

LOUISIANA-MONROE -- 72

Name	FG	3-PT	FT	RB	PF	TP	A	TO	BK	S	M
Turner	4-4	0-0	2-3	3	5	10	0	2	1	0	23
Nweke	1-2	0-0	1-2	9	4	3	0	2	0	0	24
Hooper	10-19	2-10	4-10	3	3	26	2	3	1	3	39
Brasher	5-9	4-8	0-0	2	5	14	2	0	0	1	37
Brown	2-9	2-5	3-6	2	1	9	6	1	0	5	42
Payne	2-4	2-4	4-6	0	3	10	2	5	0	3	30
Roberts	0-1	0-1	0-0	1	1	0	0	1	0	1	13
Hampton	0-2	0-0	0-2	4	0	0	1	0	1	0	16
Garrison	0-0	0-0	0-0	0	0	0	0	0	0	0	1
Team				2							
Totals	24-50	10-28	14-29	26	22	72	13	14	3	13	225
	FG%: .480	3PT%: .357	FT%: .483								

IOWA -- 67

Name	FG	3-PT	FT	RB	PF	TP	A	TO	BK	S	MN
Cole	1-3	0-0	2-5	7	4	4	1	5	0	1	35
Looby	4-4	0-0	1-4	12	2	9	1	3	0	1	29
Johnson	8-18	6-15	4-7	10	1	26	1	3	0	0	42
Peterson	2-6	2-3	3-4	5	3	9	3	8	0	1	38
Kelly	1-4	0-0	0-0	2	5	2	6	4	0	1	32
Palmer	0-0	0-0	0-0	0	0	0	0	0	0	0	3
Angle	2-4	0-2	0-0	1	1	4	0	1	0	0	13
Bohall	2-3	1-2	0-0	0	4	5	1	3	0	0	12
Tate	1-3	0-0	2-3	0	0	4	0	1	0	0	8
Gorney	1-3	0-0	2-3	4	2	4	1	0	0	0	13
Team				2							
Totals	22-48	9-22	14-26	43	22	67	14	29	0	4	225
	FG%: .458	3PT%: .409	FT%: .538								

Score by Periods:

Louisiana-Monroe	22	33	17	72
Iowa	31	24	12	67

Attendance: 9,158

2007-08 Game Summaries

(9) IOWA 57, EASTERN ILLINOIS 45
December 1, 2007, Carver-Hawkeye Arena, Iowa City, IA

Iowa held Eastern Illinois to 37.8% shooting from the field in taking a 57-45 win in the consolation game of the Hawkeye Challenge.

Senior guard Justin Johnson hit the first two field goals of the game as Iowa jumped to a 5-0 advantage. The Hawkeyes never trailed and led by as many as 12 points in the first half before taking a 24-19 lead into the halftime break.

The Hawkeyes improved their shooting eye in the second half, improving to 52% in the period and ending the game at 45.7%. Iowa made 6-11 (54.5%) of its three-point attempts in the second half. Iowa's biggest advantage (44-24) came with 13:29 left on a dunk by Kurt Looby. Eastern Illinois was never closer than 12 the rest of the way.

Iowa held a 29-23 rebounding advantage and was guilty of 16 turnovers after having 29 the previous night in an opening round loss.

Johnson led Iowa with 25 points and he added five rebounds. Johnson set a tournament record with 13 three-point baskets. Johnson connected on seven treys against Eastern Illinois, which ties for third best in a single game at Iowa. He was named to the all-tournament team for the second straight year.

Looby added eight rebounds, six points and two steals, while freshman Jarryd Cole had 10 points and four rebounds.

EASTERN ILLINOIS -- 45

Name	FG	3-PT	FT	RB	PF	TP	A	TO	BK	S	M
Catchings	1-2	0-0	6-7	3	3	8	0	1	0	0	32
Byrne	0-3	0-0	0-0	5	2	0	2	3	0	2	26
Cisse	1-2	0-0	0-1	2	1	2	0	0	0	1	21
Martin	5-13	4-8	4-4	1	1	18	0	1	0	1	27
Robinson	0-4	0-1	0-1	0	0	0	1	5	0	3	15
Laser	0-0	0-0	0-0	2	1	0	1	5	0	0	17
Parrish	0-1	0-0	0-0	0	0	0	1	0	0	0	7
Willhite	3-4	0-0	0-0	2	1	6	3	0	0	1	17
Anthony	1-2	1-1	0-0	2	1	3	0	0	0	0	12
Jolliff	3-6	0-0	2-2	2	1	8	0	0	0	0	26
Team				4							
Totals	14-37	5-10	12-15	23	11	45	8	15	0	8	200
	FG%: .378	3PT%: .500	FT%: .800								

IOWA -- 57

Name	FG	3-PT	FT	RB	PF	TP	A	TO	BK	S	MN
Cole	4-5	0-0	2-3	4	3	10	0	2	0	0	29
Looby	3-3	0-0	0-0	8	5	6	1	2	1	2	25
Johnson	9-13	7-10	0-0	5	1	25	1	1	0	1	35
Peterson	1-6	0-3	0-0	2	0	2	2	3	0	1	36
Kelly	1-9	1-4	0-0	2	1	3	4	3	0	0	27
Palmer	1-4	0-1	1-1	1	0	3	0	0	0	1	6
Angle	2-5	2-4	2-3	4	2	8	3	2	0	0	19
Bohall	0-0	0-0	0-0	0	1	0	1	0	0	0	4
Tate	0-0	0-0	0-0	1	2	0	1	3	1	0	9
Gorney	0-1	0-0	0-0	0	1	0	0	0	0	0	10
Team				2							
Totals	21-46	10-22	5-7	29	16	57	13	16	2	5	200
	FG%: .457	3PT%: .455	FT%: .714								

Score by Periods:

Eastern Illinois	19	26	45
Iowa	24	33	57

Attendance: 9,107

(10) IOWA 62, NORTHERN IOWA 55
December 5, 2007, McLeod Center, Cedar Falls, IA

Iowa used a solid shooting night, a dominating performance on the backboards and a solid defensive effort in taking a 62-55 win over Northern Iowa in the McLeod Center. The attendance of 7,043 set a record for the largest crowd for a basketball game in the facility.

The two teams battled back and forth throughout the night, as the game was tied six times and included seven lead changes. Iowa shot 56.5% in the first half, connecting on 6-8 (75%) three-point attempts. Northern Iowa led 27-23 with 3:30 left in the period before a 10-3 scoring run gave Iowa a 33-30 advantage at the break.

The Panthers connected on a pair of three-pointers to start the second half, gaining the lead at 38-35 with 15 minutes to play. A three-point basket by Justin Johnson tied the score and Iowa took the lead for good on a pair of free throws by Jake Kelly with 14:33 remaining. The Hawkeyes led the rest of the way, building their biggest advantage to eight with just under six minutes left.

Northern Iowa closed the gap to three points (58-55) and had a three-point attempt to tie the score with just under one minute remaining. Iowa rebounded the miss and added to the lead on two free throws by Tony Freeman with 35 seconds left.

The Hawkeyes ended the game with a 37-16 rebounding advantage while shooting 50% from the field and 58.8% from three-point range. The Hawkeyes made their final eight free throw attempts and shot 88.9% from the foul line. Kelly led Iowa with a career-high 19 points, while Freeman, in his first action of the season, scored 15 and Johnson had 13. Kurt Looby led Iowa with seven rebounds.

IOWA -- 62

Name	FG	3-PT	FT	RB	PF	TP	A	TO	BK	S	M
Cole	1-3	0-0	0-0	5	5	2	0	2	1	0	19
Looby	0-1	0-0	0-0	7	3	0	1	1	0	0	19
Angle	1-3	1-3	0-0	6	1	3	0	3	0	1	21
Johnson	5-10	3-5	0-0	4	1	13	2	5	0	1	38
Kelly	6-13	3-5	4-4	3	2	19	1	1	0	2	38
Palmer	0-0	0-0	0-0	0	1	0	0	0	0	0	1
Freeman	5-7	3-3	2-2	1	0	15	3	3	0	0	24
Tate	3-5	0-0	2-3	4	5	8	0	2	0	0	20
Gorney	1-2	0-1	0-0	5	2	2	1	1	1	0	20
Team				2							
Totals	22-44	10-17	8-9	37	20	62	8	18	2	4	200
	FG%: .500	3PT%: .588	FT%: .889								

NORTHERN IOWA -- 55

Name	FG	3-PT	FT	RB	PF	TP	A	TO	BK	S	MN
Koch	3-8	0-2	2-4	5	1	8	3	3	0	2	33
Eglseder	3-5	1-1	1-2	4	0	8	0	0	3	0	19
Josten	2-6	2-3	0-0	0	2	6	2	2	0	1	34
Brown	3-6	1-2	0-0	0	2	7	1	0	0	2	26
Dunham	2-5	1-3	0-0	0	2	5	1	2	0	3	34
Coleman	3-6	0-0	7-13	5	1	13	1	0	2	0	20
Viet	3-7	2-6	0-0	1	2	8	1	0	0	0	20
Montgomery	0-1	0-1	0-0	0	2	0	1	0	0	0	7
O'Rear	0-1	0-0	0-0	0	3	0	1	0	0	1	7
Team				1							
Totals	19-45	7-18	10-19	16	15	55	11	7	5	9	200
	FG%: .422	3PT%: .389	FT%: .526								

Score by Periods:

Iowa	33	29	62
Northern Iowa	30	25	55

Attendance: 7,043

2007-08 Game Summaries

(11) IOWA STATE 56, IOWA 47
December 8, 2007, Hilton Coliseum, Ames, IA

Iowa suffered its coldest shooting game of the season in a 56-47 loss at Iowa State, failing to shoot over 40% from the field for the first time in 11 games. Iowa State used an aggressive defense to contribute to Iowa's shooting woes and outscored the Hawkeyes 20-5 from the free throw line in earning the victory.

Both teams started slow as Iowa shot just 29% in the opening half, compared to 28.6% for the Cyclones. Iowa led by as many four points in the early going, but Iowa State held a 26-22 halftime advantage.

The Hawkeyes never led in the second half, but cut the deficit to seven points on back-to-back baskets by Jarryd Cole with just under 10 minutes remaining. That was as close as Iowa would get.

The Hawkeyes shot just 32.1% for the game, including 28.6% (6-21) from three-point range and 50% (5-10) from the free throw line. The Iowa defense held Iowa State to 31.4% shooting, but the Cyclones connected on 20-27 (74.1%) free throw attempts. Iowa held a slight 41-40 rebounding advantage and had just 12 turnovers, but nine of those came in the second half.

Cole led Iowa with 15 points and nine rebounds, both career-bests for the freshman forward. Freshman Jake Kelly added 13 points, five rebounds and five assists.

IOWA -- 47

Name	FG	3-PT	FT	RB	PF	TP	A	TO	BK	S	M
Johnson	3-15	3-12	0-0	5	3	9	0	3	0	0	34
Kelly	4-9	1-2	4-4	5	4	13	5	3	0	0	35
Angle	2-5	2-4	0-2	4	4	6	1	0	0	0	25
Cole	7-10	0-0	1-4	9	2	15	0	1	0	0	35
Looby	0-1	0-0	0-0	4	3	0	0	0	1	0	17
Palmer	0-1	0-1	0-0	0	2	0	0	1	0	0	1
Peterson	2-10	0-1	0-0	5	2	4	2	3	0	2	32
Tate	0-0	0-0	0-0	0	1	0	0	1	0	0	8
Gorney	0-5	0-1	0-0	1	1	0	0	0	1	0	13
Team				8							
Totals	18-56	6-21	5-10	41	22	47	8	12	2	2	200
	FG%: .321	3PT%: .286	FT%: .500								

IOWA STATE -- 56

Name	FG	3-PT	FT	RB	PF	TP	A	TO	BK	S	MN
Clark	3-9	1-3	7-8	3	3	14	2	1	0	1	31
Brackins	3-15	0-1	3-3	6	0	9	1	0	3	0	27
Petersen	1-6	1-6	0-0	5	3	3	4	0	0	1	25
Hubalek	5-6	1-1	4-7	6	5	15	0	3	1	1	23
Johnson	3-8	1-3	2-2	6	2	9	2	0	1	0	27
Lee	0-0	0-0	0-0	0	0	0	0	0	0	0	1
Garrett	0-1	0-0	3-5	2	0	3	1	0	0	4	20
Thompson	0-4	0-2	1-2	4	0	1	0	2	1	0	20
Haluska	1-2	0-0	0-0	2	2	2	0	0	0	0	16
Johnson	0-0	0-0	0-0	3	1	0	0	0	0	1	10
Team				3							
Totals	16-51	4-16	20-27	40	16	56	10	6	6	8	200
	FG%: .314	3PT%: .250	FT%: .741								

Score by Periods:

Iowa	22	25	47
Iowa State	26	30	56

Attendance: 14,376

(12) DRAKE 56, IOWA 51
December 14, 2007, Carver-Hawkeye Arena, Iowa City, IA

Iowa rallied from an eight point halftime deficit to lead by as many as five points in the second half, but the Hawkeyes were unable to hold on as Drake scored a 56-51 win in Iowa City.

Iowa connected on seven of its first 10 field goal attempts of the second half, turning a 29-21 deficit into a 39-34 advantage with 11:58 to play. Iowa failed to score for over six minutes as Drake rallied for a 40-39 advantage at the 7:03 mark. A basket by Jarryd Cole gave Iowa a 41-40 advantage with 5:22 left before Drake scored eight straight points to gain control. Iowa cut the deficit to 48-46 with 1:45 remaining, but Drake responded with a three-point basket at the 1:14 mark to secure its advantage.

Both teams started slow, with Iowa holding a 14-13 lead after the first 10 minutes. Drake took control with a 14-2 scoring run to lead by as many as 11 before settling for the eight point margin at the break. Iowa shot 34.8% in the first half and Drake 33.3%. Iowa improved to 48.1% in the second half and 42% for the game, while the Hawkeye defense held the Bulldogs to just 34.6% overall.

Iowa held the advantage in made field goals (21-18) and three-pointers (9-8), while the rebounding was even. Drake, however, connected on 12-17 free throws, while Iowa, in what is believed to be the first time ever, did not attempt a free throw. The Bulldogs were not whistled for a foul after collecting their sixth team foul with 7:52 remaining.

Cole led Iowa with 12 points, while Tony Freeman added nine and Justin Johnson and Jake Kelly each added eight. Kurt Looby collected seven rebounds, while Cole and Peterson each had five.

DRAKE -- 56

Name	FG	3-PT	FT	RB	PF	TP	A	TO	BK	S	M
Korver	3-10	2-9	2-2	4	0	10	0	0	0	0	31
Cox	3-9	1-2	3-4	10	1	10	1	1	0	0	32
Houston	3-5	2-3	2-2	2	1	10	2	0	0	1	31
Emmenecker	0-2	0-0	1-2	7	1	1	3	3	0	2	33
Young	4-14	2-9	4-5	2	3	14	3	3	0	1	37
Heemskerck	1-1	0-0	0-2	5	1	2	1	1	0	1	17
Baryenbruch	1-3	1-3	0-0	0	1	3	0	0	0	0	3
Parker	1-3	0-1	0-0	1	2	2	1	2	0	2	7
Hall	2-5	0-0	0-0	1	0	4	1	0	0	1	9
Team				1							
Totals	18-52	8-27	12-17	33	10	56	12	10	0	8	200
	FG%: .346	3PT%: .296	FT%: .706								

IOWA -- 51

Name	FG	3-PT	FT	RB	PF	TP	A	TO	BK	S	MN
Cole	6-6	0-0	0-0	5	3	12	0	4	0	0	32
Gorney	1-3	0-0	0-0	2	1	2	1	2	0	0	13
Johnson	3-9	2-8	0-0	4	3	8	3	3	2	0	36
Peterson	3-6	1-3	0-0	5	4	7	5	3	0	1	31
Kelly	3-6	2-2	0-0	1	4	8	1	0	1	0	29
Palmer	0-0	0-0	0-0	1	1	0	0	1	0	0	3
Angle	1-1	1-1	0-0	0	1	3	0	0	0	0	6
Freeman	3-14	3-7	0-0	2	2	9	0	2	0	0	22
Tate	0-0	0-0	0-0	0	0	0	0	1	0	0	4
Looby	1-5	0-0	0-0	7	2	2	3	0	0	2	24
Team				6							
Totals	21-50	9-21	0-0	33	21	51	13	16	3	3	200
	FG%: .420	3PT%: .429	FT%: .000								

Score by Periods:

Drake	29	27	56
Iowa	21	30	51

Attendance: 9,863

2007-08 Game Summaries

(13) IOWA 57, SOUTHEASTERN LOUISIANA 50
December 29, 2007, Carver-Hawkeye Arena, Iowa City, IA

Iowa rallied for a 57-50 win over Southeastern Louisiana in Iowa City to conclude non-conference action. The Hawkeyes trailed by 14 points in the first half and by seven at halftime before winning for the first time this season after trailing at intermission.

The Hawkeyes started the game by hitting their first two field goal attempts to take a 5-0 advantage in the first minute. Iowa was then held scoreless for nearly 13 minutes as the visitors scored 17 straight points. Iowa used two three-point baskets by J.R. Angle and one by Tony Freeman to cut the margin to 25-18 at the break.

Southeastern Louisiana led by nine in the second half before Iowa rallied. A lay-up by Jarryd Cole tied the game at 29 with 13:20 to play and a dunk by Cole at the 11:55 mark gave Iowa the lead for the first time since the opening minute. Cole, however, was injured just after his second basket, suffering a torn ACL in his left knee.

Southeastern LA rallied and led by three points with 3:58 remaining. A lay-up by Cyrus Tate cut the deficit to a single point and a three-pointer by Freeman with 3:01 left gave Iowa the lead for good. Another Tate basket gave Iowa a 48-44 advantage. Iowa sealed the game by hitting its final nine free throw attempts.

Iowa shot just 37.2% from the field and lost the rebounding battle by a 37-28 margin. The Hawkeyes collected 13 assists on their 16 made field goals and had a season-high 12 steals.

Freeman led Iowa with 15 points, seven rebounds, four assists and three steals. Angle added career bests in points (10) and steals (three), Tate had 10 points and six rebounds and Justin Johnson contributed 10 points, four rebounds and four assists.

SE LOUISIANA -- 50

Name	FG	3-PT	FT	RB	PF	TP	A	TO	BK	S	M
Span	5-13	0-0	1-2	5	4	11	0	3	0	0	31
Nance	2-7	0-0	0-2	6	4	4	6	3	1	1	38
Sullivan	4-5	0-0	0-1	6	4	8	1	3	1	2	26
Green	5-9	3-6	0-0	3	0	13	1	3	0	1	21
Nicks	1-3	1-3	3-4	6	4	6	4	3	0	0	20
Arnold	2-7	0-2	0-0	3	0	4	1	0	1	0	28
Ndoumba	2-5	0-0	0-1	2	4	4	0	2	0	0	16
Austin	0-0	0-0	0-0	2	5	0	2	2	0	0	20
Team				3				1			
Totals	21-49	4-11	4-10	37	25	50	15	20	3	4	200
	FG%: .429	3PT%: .360	FT%: .400								

IOWA -- 57

Name	FG	3-PT	FT	RB	PF	TP	A	TO	BK	S	MN
Cole	2-2	0-0	0-2	4	1	4	0	2	0	1	21
Looby	1-2	0-0	0-0	1	1	2	0	2	2	0	9
Johnson	3-10	2-7	2-2	4	4	10	4	1	1	2	35
Peterson	0-2	0-1	0-0	1	1	0	0	2	0	1	12
Kelly	1-7	0-1	4-6	1	2	6	3	1	0	2	37
Palmer	0-1	0-0	0-0	1	1	0	0	1	0	0	4
Angle	4-7	3-7	1-2	0	1	10	2	0	1	3	23
Freeman	3-8	2-5	7-11	7	2	15	4	1	0	3	34
Tate	3-3	0-0	4-7	6	5	10	0	3	0	0	14
Gorney	0-1	0-0	0-0	1	0	0	0	0	0	0	11
Team				2							
Totals	16-43	7-21	18-30	28	18	57	13	13	4	12	200
	FG%: .372	3PT%: .333	FT%: .600								

Score by Periods:	Attendance: 10,806		
SE Louisiana	25	25	50
Iowa	18	39	57

(14) INDIANA 79, IOWA 76
January 2, 2008, Carver-Hawkeye Arena, Iowa City, IA

Iowa rallied in the final two minutes after trailing by 13 points, but time ran out as No. 11/12 Indiana left Carver-Hawkeye Arena with a 79-76 win. The Hoosiers used an 11-1 scoring run to take a 70-57 advantage with 2:10 remaining before Iowa senior Justin Johnson went on a three-point spree that nearly carried Iowa to an upset victory.

Johnson hit six three-point baskets in the final 1:55, and even added a free throw after being fouled on one of the attempts for a four-point play. His final trey came from roughly 40-feet with four seconds to play to cut the deficit to 78-76. Indiana's Lance Stemler then hit one of two free throws and Iowa was unable to get a final shot attempt as time expired.

Johnson ended the game with a career-high 29 points (10-15 FG, 8-13 treys). He also collected six rebounds, three assists and three blocked shots. Tony Freeman added 12 points and nine assists and Seth Gorney had seven points and 10 rebounds.

The Hoosiers led by as many as nine points in the first half, but Iowa rallied late in the period and the score was knotted at 34 at intermission. Iowa rallied from an eight point deficit in the second half and trailed 59-56 with 6:50 remaining before Indiana regained control with its scoring run over the next five minutes.

Iowa shot 43.1% from the field, compared to 49.1% for Indiana. The Hoosiers connected on 71.9% from the foul line (23-32), compared to 60% (15-25) for Iowa. The rebounding was even.

INDIANA -- 79

Name	FG	3-PT	FT	RB	PF	TP	A	TO	BK	S	M
White, D.J.	6-13	0-0	4-6	15	3	16	1	2	0	0	34
White, Mike	0-1	0-0	0-0	1	3	0	1	1	0	1	14
Bassett	0-1	0-0	0-0	0	1	0	0	0	0	0	3
Ellis	6-10	0-2	3-4	7	1	15	7	1	1	5	35
Gordon	7-12	2-5	9-11	1	2	25	2	4	0	0	37
Thomas	1-4	0-0	2-2	1	4	4	1	0	0	0	6
Crawford	4-7	1-2	3-5	4	2	12	0	3	1	1	30
Ratliff	1-3	0-2	0-0	1	5	2	0	0	0	1	15
Stemler	1-2	1-2	2-4	5	2	5	1	0	0	1	26
Team				1							
Totals	26-53	4-13	23-32	36	23	79	13	11	2	9	200
	FG%: .491	3PT%: .308	FT%: .719								

IOWA -- 76

Name	FG	3-PT	FT	RB	PF	TP	A	TO	BK	S	MN
Tate	3-3	0-0	2-5	7	2	8	0	1	0	0	20
Gorney	2-6	0-0	3-4	10	4	7	3	1	1	0	30
Freeman	3-14	2-6	4-8	1	5	12	9	5	0	0	39
Johnson	10-15	8-13	1-1	6	2	29	3	2	3	1	37
Kelly	0-0	0-0	0-0	1	0	0	0	0	0	0	5
Palmer	0-0	0-0	0-0	2	3	0	0	0	0	0	1
Angle	2-7	1-6	0-0	2	3	5	2	0	0	0	25
Peterson	2-9	0-2	2-2	2	3	6	4	2	0	1	33
Looby	3-4	0-0	3-5	4	1	9	0	1	2	0	10
Team				1							
Totals	25-58	11-27	15-25	36	23	76	21	13	6	2	200
	FG%: .431	3PT%: .407	FT%: .600								

Score by Periods:	Attendance: 9,890		
Indiana	34	45	79
Iowa	34	42	76

2007-08 Game Summaries

(15) WISCONSIN 64, IOWA 51
January 5, 2008, Kohl Center, Madison, WI

Wisconsin used a 17-4 scoring run over a nine minute period in the second half in taking a 64-51 win in Madison. The Hawkeyes trailed by six, 28-22 at intermission, but scored the first six points of the second half to pull even.

From there the Badgers held Iowa without a field goal for just under nine minutes in gaining control. Iowa was able to cut the deficit to nine, 54-45, with just under five minutes remaining, but could get no closer.

The Hawkeyes had trailed by as many as nine in the first half before closing the gap to two points, 24-22, in the last two minutes of the period. Iowa shot 52.9% from the field in the opening half, including 57.1% (4-7) from three-point range. Iowa was unable to maintain that accuracy in the second half, shooting just 35.7%.

After shooting 31% in the first half, Wisconsin shot 55% in the second half and added 12-18 (66.7%) free throws after the break. For the game Wisconsin shot 70.4% from the foul line, compared to just 46.7% (7-15) for Iowa.

Wisconsin won the rebounding battle 34-31 and collected seven steals while forcing 14 Iowa turnovers. Ten of Iowa's turnovers occurred in the first half and the Hawkeyes were guilty of a season-high 27 personal fouls.

Justin Johnson led Iowa with 13 points, while Cyrus Tate, Tony Freeman and Jeff Peterson each added eight. Johnson made his first two three-point attempts, running his streak to eight straight before missing. Tate led Iowa with eight rebounds, while Freeman and Jake Kelly each collected three assists.

IOWA -- 51

Name	FG	3-PT	FT	RB	PF	TP	A	TO	BK	S	M
Tate	3-8	0-0	2-6	8	4	8	1	1	1	2	33
Gorney	0-3	0-0	0-0	5	3	0	1	1	1	1	26
Freeman	3-7	1-5	1-3	3	2	8	3	3	0	0	28
Johnson	4-8	3-5	2-2	4	5	13	0	1	0	0	31
Kelly	1-3	1-1	0-0	1	5	3	3	0	0	0	27
Angle	3-6	1-3	0-0	3	2	7	2	2	0	0	21
Peterson	3-7	0-3	2-3	2	4	8	2	5	0	1	25
Looby	2-3	0-0	0-1	2	2	4	0	0	1	0	9
Team				3				1			
Totals	19-45	6-17	7-15	31	27	51	12	14	4	2	200
	FG%: .422	3PT%: .353	FT%: .467								

WISCONSIN -- 64

Name	FG	3-PT	FT	RB	PF	TP	A	TO	BK	S	MN
Landry	1-8	0-0	3-4	6	2	5	2	1	1	0	32
Butch	7-12	0-3	8-11	7	1	22	1	0	1	1	25
Hughes	2-8	2-4	0-1	3	3	6	2	1	1	3	33
Flowers	4-6	1-3	1-1	4	2	10	2	1	0	1	37
Krabbenhoft	3-5	0-0	6-8	7	1	12	1	1	0	1	35
Bohannon	1-6	0-2	0-0	3	3	2	0	1	0	1	19
Leuer	2-3	2-3	1-2	1	1	7	1	1	0	0	14
Stiemsma	0-1	0-0	0-0	0	0	0	0	1	0	0	4
Gullickson	0-0	0-0	0-0	0	0	0	0	0	0	0	1
Team				3							
Totals	20-49	5-15	19-27	34	14	64	9	7	3	7	200
	FG%: .408	3PT%: .333	FT%: .704								

Score by Periods:

Iowa	22	29	51
Wisconsin	28	36	64

Attendance: 17,190

(16) OHIO STATE 79, IOWA 48
January 9, 2008, Value City Arena, Columbus, OH

Iowa dropped its third straight conference game with a 79-48 loss at Ohio State.

The Hawkeyes trailed by four points, 18-14, after a three-point basket with just under 11 minutes to play in the first half when Ohio State took control. The Buckeyes used a 15-1 scoring run over a seven minute period to increase their advantage to 33-15. A 12-2 burst by Ohio State left the Buckeyes with a commanding 45-17 halftime advantage as Iowa matched its lowest scoring first half of the season.

The Buckeyes shot 58.8% from the field in the opening 20 minutes, controlled the rebounding (18-12) and collected five steals and had no turnovers. Iowa, on the other hand, shot just 28.6% from the field and aided the Buckeyes with nine turnovers.

Iowa improved its shooting in the second to 37.1%, but for the game shot 33.9% overall and just 18.2% (6-33) from three-point range against OSU's zone defense. OSU ended the game at 52.4% and held a 36-33 rebounding advantage.

Junior Tony Freeman led Iowa with a career-best 21 points. He added three assists and three rebounds. Cyrus Tate added 10 points and six rebounds and Justin Johnson had nine points and seven rebounds.

IOWA -- 49

Name	FG	3-PT	FT	RB	PF	TP	A	TO	BK	S	M
Tate	4-5	0-0	2-3	6	4	10	0	1	0	0	26
Gorney	0-1	0-0	1-2	3	2	1	1	0	0	0	23
Freeman	9-19	3-10	0-0	3	2	21	3	3	0	0	38
Johnson	3-13	3-13	0-0	7	0	9	2	4	1	0	38
Kelly	0-6	0-3	0-0	1	3	0	0	3	1	0	25
Angle	0-4	0-4	0-0	0	0	0	0	1	0	0	11
Bohall	0-1	0-1	0-0	0	1	0	2	0	0	0	9
Peterson	0-3	0-2	0-0	2	1	0	0	2	0	1	8
Looby	3-4	0-0	1-2	4	0	7	1	0	2	0	22
Team				7				1			
Totals	19-56	6-33	4-7	33	13	48	9	15	4	1	200
	FG%: .339	3PT%: .182	FT%: .571								

OHIO STATE -- 79

Name	FG	3-PT	FT	RB	PF	TP	A	TO	BK	S	MN
Turner	2-4	1-3	1-2	3	0	6	2	1	0	1	23
Koufos	3-7	0-1	0-0	3	1	6	1	0	0	0	18
Hunter	7-9	0-0	0-0	4	1	14	0	0	0	0	18
Butler	3-7	2-5	0-0	3	1	8	9	0	0	1	21
Lighty	6-8	2-2	0-1	3	1	14	3	1	0	3	21
Wallace	4-8	0-0	2-2	8	1	10	0	1	0	0	16
Hill	3-6	1-3	0-0	1	0	7	3	1	0	1	19
Peters	1-2	0-1	0-0	0	0	2	0	0	0	1	3
Madsen	0-1	0-0	0-0	2	0	0	1	0	0	0	13
Diebler	1-5	0-4	4-4	1	2	6	1	2	0	2	18
Titus	0-0	0-0	0-0	1	1	0	0	0	0	0	2
Terwilliger	1-2	0-1	0-0	0	0	2	0	0	0	0	9
Lauderdale	2-4	0-0	0-0	4	1	4	0	0	1	0	19
Team				3							
Totals	33-63	6-20	7-9	36	9	79	20	6	1	9	200
	FG%: .524	3PT%: .300	FT%: .778								

Score by Periods:

Iowa	17	31	48
Ohio State	45	34	79

Attendance: 18,473

2007-08 Game Summaries

(17) IOWAS 43, MICHIGAN STATE 36
January 12, 2008, Carver-Hawkeye Arena, Iowa City, IA

Iowa ended a three-game losing streak with a 43-36 win over sixth-ranked Michigan State in Iowa City, earning Coach Todd Lickliter his first win in the Big Ten Conference.

Michigan State scored the first seven points of the game and held an 18-9 advantage with 8:08 to play in the first half. The Spartans failed to score the rest of the half, as Iowa scored the final 11 points of the period to lead 20-18 at the break.

The Spartans ended their scoring draught two minutes into the second half, but Iowa answered each Spartan run to maintain a small advantage throughout the second half. Iowa led by five with 14 minutes remaining before the Spartans closed to within one on three occasions, the last at 35-34 with 3:48 remaining. Kurt Looby hit one of two free throws before Tony Freeman hit a three-point basket to give Iowa a 39-34 advantage with 1:12 remaining. Freeman added two free throws with 53 seconds to play and the Spartans were never closer than seven the rest of the way.

Iowa shot just 27.5% from the field and 55.2% from the free throw line, but the Hawkeyes had just 10 turnovers (four in the second half) and allowed Michigan State just four free throw attempts.

Michigan State shot just 30.8%, including 25% from three-point range (3-12) and the free throw line (1-4). MSU held a 40-35 rebounding advantage, but was guilty of 18 turnovers.

Freeman led Iowa with a career-best 22 points, hitting 5-9 treys and 7-9 free throws. He added four steals and three assists. Looby added nine points and eight rebounds and Tate collected nine points and seven rebounds.

MICHIGAN STATE -- 36

Name	FG	3-PT	FT	RB	PF	TP	A	TO	BK	S	MN
Morgan	5-12	0-1	0-2	4	4	10	0	4	0	2	30
Naymick	0-1	0-0	0-0	4	3	0	0	0	1	0	19
Suton	4-9	0-0	1-2	11	3	9	1	4	0	0	31
Walton	0-1	0-0	0-0	1	3	0	3	3	0	0	25
Neitzel	4-14	2-8	0-0	4	2	10	6	1	0	4	31
Ibok	1-1	0-0	0-0	2	2	2	0	2	0	0	4
Lucas	0-8	0-1	0-0	1	4	0	1	1	0	0	20
Allen	1-2	1-2	0-0	0	1	3	0	0	0	0	12
Summers	1-3	0-0	0-0	1	0	2	0	1	1	0	10
Dahlman	0-0	0-0	0-0	0	0	0	0	0	0	0	0+
Gray	0-1	0-0	0-0	8	3	0	0	2	0	0	18
Team				4							
Totals	16-52	3-12	1-4	40	25	36	11	18	2	6	200
	FG%: .308	3PT%: .250	FT%: .250								

IOWA -- 43

Name	FG	3-PT	FT	RB	PF	TP	A	TO	BK	S	M
Tate	2-3	0-0	5-12	7	2	9	0	0	0	2	28
Gorney	0-2	0-0	0-0	6	2	0	1	0	2	1	31
Freeman	5-12	5-9	7-9	2	2	22	3	4	0	4	38
Johnson	1-11	0-7	0-0	6	2	2	2	0	1	0	34
Kelly	0-5	0-3	1-2	4	0	1	0	2	0	0	34
Bohall	0-0	0-0	0-0	0	0	0	0	0	0	0	1
Peterson	0-2	0-2	0-0	1	1	0	2	2	0	0	12
Looby	3-5	0-0	3-6	8	1	9	1	0	0	0	22
Team				1				2			
Totals	11-40	5-21	16-29	35	10	43	9	10	3	7	200
	FG%: .275	3PT%: .238	FT%: .552								

Score by Periods:

Michigan State	18	18	36
Iowa	20	23	43

Attendance: 13,044

(18) PURDUE 67, IOWA 62
January 16, 2008, Carver-Hawkeye Arena, Iowa City, IA

Purdue had the last scoring streak in the second half and left Iowa City with a 67-62 win. Neither team led by more than five points in the first half, which ended with Purdue holding a 32-31 advantage. Overall, the game featured seven ties and 11 lead changes.

The Boilermakers used an 8-0 scoring run to take a 40-33 advantage three minutes into the second half. Iowa answered with a 12-0 run, taking a 45-40 advantage with just under 12 minutes to play. That's when Purdue responded with a 12-0 run of its own for a 52-45 advantage with nine minutes to play.

The Hawkeyes cut the deficit to three, 54-51, before the Boilermakers hit a three-point shot just before the shot clock expired with five minutes left in the game. Iowa rallied again, closing to 59-56 on a rebound basket by Seth Gorney at the 1:40 mark. Purdue added a basket with 49 seconds remaining and added six straight free throws in the final 30 seconds to secure the win.

Iowa shot 43.5% from the field and 77.3% from the foul line while holding a 33-30 rebounding advantage. While Purdue shot just 38.6% overall, it did connect on 11-24 (45.8%) three-point attempts and all 12 of its free throws.

The Hawkeye offense featured one of its most balanced games of the season, with four starters scoring in double figures. Tony Freeman led the scoring with 19 points, while Jake Kelly added 12 and Gorney and Cyrus Tate each had 10. Justin Johnson led Iowa with nine rebounds, Gorney had eight and Kurt Looby contributed five blocked shots.

PURDUE -- 67

Name	FG	3-PT	FT	RB	PF	TP	A	TO	BK	S	M
Johnson	0-2	0-0	0-0	3	1	0	2	0	1	1	11
Kramer	3-6	0-2	0-0	1	4	6	2	2	0	1	34
Grant	6-11	4-6	6-6	4	3	22	1	2	0	1	29
Green	0-4	0-3	0-0	3	0	0	2	0	0	0	13
Moore	5-10	3-5	0-0	4	3	13	2	3	0	1	25
Hummel	3-8	1-2	6-6	2	4	13	5	2	1	1	29
Crump	0-2	0-0	0-0	1	2	0	0	0	0	0	13
Martin	3-9	1-3	0-0	4	2	7	1	3	0	1	27
Calasan	2-5	2-3	0-0	4	1	6	0	0	1	0	19
Team				4							
Totals	22-57	11-24	12-12	30	20	67	15	12	3	6	200
	FG%: .386	3PT%: .458	FT%: .100								

IOWA -- 62

Name	FG	3-PT	FT	RB	PF	TP	A	TO	BK	S	MN
Tate	3-3	0-0	4-8	5	4	10	0	2	0	1	28
Gorney	5-6	0-0	0-0	8	2	10	2	3	0	0	30
Freeman	5-18	3-9	6-7	2	0	19	4	0	0	2	39
Johnson	2-8	1-4	2-2	9	2	7	3	1	0	0	39
Kelly	3-6	1-2	5-5	1	2	12	2	6	1	1	31
Angle	0-0	0-0	0-0	0	0	0	0	0	0	0	0+
Peterson	2-5	0-1	0-0	1	0	4	2	2	0	0	11
Looby	0-0	0-0	0-0	6	3	0	1	0	5	1	22
Team				1							
Totals	20-46	5-16	17-22	33	13	62	14	14	6	5	200
	FG%: .435	3PT%: .313	FT%: .773								

Score by Periods:

Purdue	32	35	67
Iowa	31	31	62

Attendance: 9,701

2007-08 Game Summaries

(19) IOWA 68, MICHIGAN 60
January 19, 2008, Crisler Arena, Ann Arbor, MI

Iowa overcame an early deficit and held off a late rally in taking a 68-60 win at Michigan. Michigan led 9-2 after three minutes as Iowa started slowly on offense. Iowa scored the last eight points of the first half over the final three minutes to take a 29-27 advantage at the break. Iowa shot just 38.5% in the first 20 minutes, including 30.8% from three-point range.

The Hawkeyes outscored Michigan 12-3 over the first eight minutes of the second half to maintain control. Iowa built its advantage to as many as 16 points (52-36) with just under six minutes to play before the Wolverines rallied. Michigan found the range from three-point distance and quickly closed the gap, using a four-point play with 1:22 remaining to cut the margin to four. Jeff Peterson and Jake Kelly each added two free throws and Tony Freeman made 6-9 free shots in the final minutes as the Hawkeyes held on for its third straight win in Ann Arbor.

Iowa shot 61.9% from the field in the second half and 48.9% for the game. Iowa also held a 37-25 rebounding advantage and has a season-low nine personal fouls. Freeman led Iowa's scoring attack with a career-best 28 points, including six three-point baskets.

Junior forward Cyrus Tate recorded career-bests in points (21) and rebounds (11), recording the second double-double of his career. Senior Seth Gorney led Iowa with a career-high 12 rebounds and freshman guard Jeff Peterson matched a career-high with nine assists.

IOWA -- 68

Name	FG	3-PT	FT	RB	PF	TP	A	TO	BK	S	MN
Kelly	2-6	0-2	2-2	0	2	6	1	1	1	0	29
Tate	8-10	0-0	5-11	11	2	21	0	2	0	0	33
Gorney	2-5	0-0	0-0	12	1	4	2	2	0	1	36
Freeman	8-14	6-11	6-9	5	2	28	1	4	0	0	40
Johnson	1-6	1-5	0-0	1	1	3	2	1	0	0	23
Peterson	0-4	0-1	2-2	3	1	2	9	2	0	1	28
Looby	2-2	0-0	0-0	3	0	4	0	2	1	0	11
Team				2							
Totals	23-47	7-19	15-24	37	9	68	15	14	2	2	200
	FG%: .489	3PT%: .368	FT%: .625								

MICHIGAN -- 62

Name	FG	3-PT	FT	RB	PF	TP	A	TO	BK	S	M
Shepherd	5-7	1-2	0-0	3	2	11	1	1	0	1	31
Sims	6-15	5-10	1-2	4	3	18	1	3	1	2	33
Udoh	1-3	0-0	1-2	0	1	3	0	1	2	0	18
Lee	1-2	0-1	0-0	2	1	2	1	0	0	2	15
Harris	4-12	1-3	2-2	6	5	11	3	4	0	2	37
Coleman	0-0	0-0	0-0	1	0	0	0	0	0	0	3
Grady	2-4	2-4	0-0	2	2	6	4	1	0	0	17
Wright	0-4	0-3	0-0	1	1	0	1	1	0	0	13
Gibson	3-7	2-5	0-0	5	2	8	1	1	2	0	22
Merritt	0-0	0-0	1-2	1	1	1	1	0	0	0	11
Team				0							
Totals	22-54	11-28	5-8	25	18	60	13	12	5	7	200
	FG%: .407	3PT%: .393	FT%: .625								

Score by Periods:

Iowa	29	39	68
Michigan	27	33	60

Attendance: 11,638

(20) INDIANA 65, IOWA 43
January 23, 2008, Assembly Hall, Bloomington, IN

Iowa played well in the early going, but cold shooting in the second half proved costly as the Hawkeyes dropped a 65-43 decision at No. 7/8 Indiana. Iowa scored the first two baskets of the game and was in the game throughout the majority of the first half, trailing just 28-24 with three minutes left. Indiana used a 9-2 run to close the half with a 37-26 advantage. Iowa was never closer than 11 after the Hoosiers opened the second half with a 6-2 run.

The Hawkeyes shot 56.3% in the first half and connected on four of their first 10 field goal attempts in the second half. Indiana's defense gained control from there, as Iowa made just two of its final 18 field goal attempts. Iowa shot 34.1% for the game, including 29.4% (9-17) from three-point range.

The Hoosiers were on target most of the night, shooting 59.3% in the first half and 53.2% for the game. Indiana scored 31 points following 20 Iowa turnovers and collected 32 points in the paint. The 20 miscues by the Hawkeyes mark a high in Big Ten games this season. Indiana collected 10 steals and held a 30-28 rebounding advantage.

Tony Freeman led Iowa's scoring with 14 points and Cyrus Tate added eight. Tate and Seth Gorney led Iowa with five rebounds.

IOWA -- 43

Name	FG	3-PT	FT	RB	PF	TP	A	TO	BK	S	M
Tate	3-5	0-0	2-4	5	3	8	0	1	1	0	30
Gorney	1-3	0-0	0-1	5	2	2	1	5	0	0	30
Freeman	5-13	4-8	0-0	2	3	14	1	6	0	2	28
Johnson	1-6	1-4	-3-4	4	1	6	2	3	0	2	33
Kelly	3-8	0-2	0-0	0	3	6	1	2	0	1	34
Angle	0-4	0-2	0-0	4	0	0	0	0	0	0	6
Bohall	0-0	0-0	0-2	0	1	0	0	0	0	0	4
Peterson	1-4	0-1	1-1	1	0	3	1	2	0	0	21
Looby	1-1	0-0	2-2	4	4	4	0	1	0	0	14
Team				3							
Totals	15-44	5-17	8-14	28	17	43	6	20	1	5	200
	FG%: .341	3PT%: .294	FT%: .571								

INDIANA -- 65

Name	FG	3-PT	FT	RB	PF	TP	A	TO	BK	S	MN
DeAndre	1-2	0-0	0-2	2	3	2	1	4	0	1	19
White	8-13	0-0	3-5	4	2	19	0	0	0	0	34
Bassett	3-3	2-2	0-0	3	1	8	3	0	0	2	31
Ellis	3-7	0-2	6-7	8	3	12	4	4	0	2	33
Gordon	7-11	0-3	3-4	2	2	17	3	2	3	4	32
Finkelmeier	0-0	0-0	0-0	0	0	0	0	0	0	0	1
Crawford	2-5	1-2	0-0	2	0	5	2	4	0	0	21
Ratliff	0-2	0-2	0-0	1	2	0	0	0	0	0	6
Stemler	0-3	0-3	0-0	3	4	0	0	0	0	1	19
McGee	1-1	0-0	0-0	0	0	2	0	0	0	0	1
White	0-0	0-0	0-0	1	0	0	0	0	0	0	1
Ahlfeld	0-0	0-0	0-0	0	0	0	0	0	0	0	1
Taber	0-0	0-0	0-0	1	0	0	0	0	0	0	1
Team				3							
Totals	25-47	3-14	12-18	30	17	65	13	14	3	10	200
	FG%: .532	3PT%: .214	FT%: .667								

Score by Periods:

Iowa	26	17	43
Indiana	37	28	65

Attendance: 17,269

2007-08 Game Summaries

(21) IOWA 64, PENN STATE 49
January 26, 2008, Carver-Hawkeye Arena, Iowa City, IA

Iowa scored the first five points of the game and never trailed in taking a 64-49 win over Penn State. Iowa led by as many as 18 points in the first half as the Nittany Lions scored just nine points in the first 15 minutes. Penn State rallied at the end of the half and trailed 29-17 at intermission. Iowa shot 52.6% from the field in the opening half, while holding the visitors to 29.2%. Penn State made just one of its six three-point attempts in the opening 20 minutes.

Penn State closed its deficit to nine points twice in the second half, the last at 40-31 with 12:29 remaining. Iowa responded with five straight points and led by 11 or more the rest of the way. Iowa ended the game shooting 47.4% from the field, including 36% from three-point range. Iowa also connected on 19-22 free throws (86.4%), surpassing 80% from the line for just the fourth time in 21 games.

The Hawkeye defense held its 10th opponent to less than 50 points. Penn State shot just 39.2% from the field, including 25% from three-point range. Iowa held a 34-22 rebounding advantage.

Freshman guard Jeff Peterson came off the bench to lead Iowa's attack. On the eve of his 19th birthday, Peterson scored 19 points by connecting on all four of his field goal attempts (2-2 three-pointers) and 9-9 free throws. He added five assists and three rebounds.

Iowa's balanced attack featured four players in double figures, as Seth Gorney, Justin Johnson and Jake Kelly all added 11 points. Cyrus Tate led Iowa with a career-best 13 rebounds and Gorney added eight. Tony Freeman matched Peterson with five assists.

PENN STATE -- 49

Name	FG	3-PT	FT	RB	PF	TP	A	TO	BK	S	M
Cornley	7-10	0-0	1-2	5	2	15	1	3	0	0	33
Pringle	7-16	3-5	0-1	4	1	17	2	4	0	4	35
Jackson	1-4	0-1	2-4	4	3	4	0	1	0	1	29
Battle	4-15	1-8	2-4	3	4	11	2	1	0	4	38
Morrissey	0-1	0-1	0-0	2	4	0	0	0	0	0	20
Walker	0-0	0-0	0-0	0	2	0	1	0	0	0	16
Jones	1-1	0-0	0-0	4	0	2	0	2	0	0	14
Hassell	0-0	0-0	0-0	0	0	0	0	0	0	0	4
Brooks	0-4	0-1	0-0	0	3	0	1	0	0	0	11
Team								1			
Totals	20-51	4-16	5-11	22	19	49	7	12	0	9	200
	FG%: .392	3PT%: .250	FT%: .455								

IOWA -- 64

Name	FG	3-PT	FT	RB	PF	TP	A	TO	BK	S	MN
Tate	2-2	0-0	3-6	13	2	7	0	1	0	1	30
Gorney	3-3	1-1	4-4	8	3	11	0	2	1	0	35
Freeman	1-7	1-7	2-2	4	2	5	5	5	0	1	32
Johnson	4-11	2-8	1-1	2	2	11	4	2	0	0	33
Kelly	4-8	3-4	0-0	0	3	11	0	3	0	0	19
Angle	0-0	0-0	0-0	0	0	0	0	0	0	0	1
Bohall	0-3	0-3	0-0	0	2	0	0	0	0	0	8
Peterson	4-4	2-2	9-9	3	1	19	5	3	0	1	27
Looby	0-0	0-0	0-0	4	0	0	0	2	0	0	15
Totals	18-38	9-25	19-22	34	15	64	14	18	1	3	200
	FG%: .474	3PT%: .360	FT%: .864								

Score by Periods:

Penn State	17	32	49
Iowa	29	35	64

Attendance: 14,572

(22) PURDUE 51, IOWA 50
January 30, 2008, Mackey Arena, West Lafayette, IN

Iowa rallied to tie the game with five seconds remaining before Purdue used a free throw with one second remaining to take a 51-50 win over the Hawkeyes in West Lafayette.

Trailing by as many as seven points in the second half, Iowa fought back from a 50-45 deficit with 1:54 remaining. Jeff Peterson scored from the lane to cut the Purdue advantage to three points with 47 seconds to play and the Hawkeye defense forced a missed shot with 12 seconds left. Peterson grabbed the rebound and passed up court to Jake Kelly, who drove to the basket and was fouled with five seconds remaining. Purdue was called for goal tending on the play and Kelly made his free throw attempt to tie the game.

After each team used its last timeout, Purdue's Keaton Grant drove to the basket and was fouled with 1.4 seconds remaining. His first attempt was good and Iowa was unable to get a shot when the second attempt was missed.

The Hawkeyes enjoyed their best shooting night of the season, shooting 52.8% (19-36) from the field. Iowa shot 43.8% from three-point range and held a 27-21 rebounding advantage, but the Hawkeyes were guilty of 22 turnovers and shot just 55.6% (5-9) from the foul line. Kelly's free throw to tie the game in the final seconds was Iowa's only free throw attempt of the second half.

The Boilermakers led by five points on two occasions in the first half. Iowa rallied to lead by as many as three late in the half before Purdue led 25-24 at intermission. Overall, the game featured four ties and 10 lead changes.

Justin Johnson led Iowa's scoring attack with 14 points, while Tony Freeman added 13. Johnson, Freeman, Cyrus Tate and Seth Gorney each had five rebounds, while Gorney added three assists and Freeman collected three steals.

IOWA -- 50

Name	FG	3-PT	FT	RB	PF	TP	A	TO	BK	S	M
Freeman	5-10	3-8	0-0	5	3	13	2	6	0	3	37
Johnson	5-11	4-7	0-0	5	1	14	2	0	0	0	39
Kelly	2-4	0-1	1-3	1	3	5	0	3	0	0	21
Tate	1-1	0-0	0-0	5	2	2	0	4	1	0	15
Gorney	2-5	0-0	1-2	5	3	5	3	1	2	1	37
Peterson	2-3	0-0	3-4	3	4	7	2	5	0	0	23
Looby	2-2	0-0	0-0	2	1	4	0	0	2	0	27
Bohall	0-0	0-0	0-0	0	0	0	0	0	0	0	1
Team								1			
Totals	19-36	7-16	5-9	27	17	50	9	22	5	4	200
	FG%: .528	3PT%: .438	FT%: .556								

PURDUE -- 51

Name	FG	3-PT	FT	RB	PF	TP	A	TO	BK	S	MN
Kramer	2-3	0-0	0-0	3	2	4	3	1	1	3	30
Hummel	2-6	1-3	1-2	3	3	6	3	0	0	0	21
Grant	2-4	1-1	1-2	1	1	6	2	4	0	2	32
Calasan	2-5	1-2	1-2	3	0	6	0	3	0	0	15
Moore	5-10	2-5	0-2	4	3	12	3	0	0	2	32
Johnson	1-4	0-0	0-0	0	2	2	1	1	0	1	15
Crump	2-3	0-0	0-0	2	1	4	1	2	0	0	11
Martin	3-9	2-5	3-4	1	2	11	2	1	1	1	28
Green	0-2	0-1	0-0	3	0	0	0	0	0	1	16
Team								1			
Totals	19-46	7-17	6-12	21	14	51	15	12	2	10	200
	FG%: .413	3PT%: .412	FT%: .500								

Score by Periods:

Iowa	24	26	50
Purdue	25	26	51

Attendance: 13,370

2007-08 Game Summaries

(23) IOWA 53, OHIO STATE 48
February 2, 2008, Carver-Hawkeye Arena, Iowa City, IA

Iowa rode a solid defensive effort and hot shooting by Justin Johnson from three-point range to take a 53-48 win over Ohio State in Iowa City. The Hawkeyes earned a season split with the Buckeyes.

The Iowa defense allowed Ohio State to shoot just 37.5% from the field, including 14.3% (3-21) from three-point range. The game included three ties and six lead changes, all in the first half. Iowa led by seven points in the opening eight minutes, but Ohio State rallied for an 18-17 advantage with six minutes left in the opening half. A basket from the lane by Seth Gorney gave Iowa a 24-22 advantage with three minutes left in the half and Iowa led the rest of the way. A three-point basket by Johnson gave Iowa a 27-22 halftime advantage.

The Hawkeyes led by as many as eight in the second half, but could never pull away. The Buckeyes trailed by two, 46-44, with just under six minutes to play when another three-pointer by Johnson extended Iowa's lead. The Hawkeyes held a slim 49-46 advantage with 34 seconds left when Tony Freeman connected on two free throws. Cyrus Tate rebounded an OSU miss and added two additional free throws with 27 seconds to play and the Buckeyes could only add one field goal in the closing seconds.

Iowa shot 43.2% from the field, including 44% from three-point range, and made four of five free throws in the final minute.

Johnson led Iowa with 24 points, hitting 8-13 treys. The eight three-point baskets are one shy of the Iowa school record for a single game. Johnson also made eight in a home loss to Indiana. He added seven rebounds and three assists. Gorney also had a solid all-around performance, collecting 10 points, seven rebounds and four assists.

OHIO STATE -- 48

Name	FG	3-PT	FT	RB	PF	TP	A	TO	BK	S	M
Turner	2-9	0-4	0-0	3	5	4	0	2	1	2	32
Hunter	4-9	0-0	1-4	8	1	9	0	0	0	1	25
Koufos	5-9	0-2	0-0	7	1	10	0	3	2	0	28
Butler	4-14	1-7	2-2	5	3	11	4	0	0	2	40
Lighty	4-7	1-2	0-0	1	2	9	1	1	0	0	37
Hill	0-0	0-0	0-0	0	0	0	0	0	0	0	0+
Diebler	0-3	0-3	0-0	4	0	0	0	0	0	0	15
Terwilliger	1-3	1-3	0-0	1	0	3	0	0	0	0	19
Lauderdale	1-2	0-0	0-0	2	1	2	0	2	0	1	4
Team				2							
Totals	21-56	3-21	3-6	33	13	48	5	8	3	6	200
	FG%: .375	3PT%: .143	FT%: .500								

IOWA -- 53

Name	FG	3-PT	FT	RB	PF	TP	A	TO	BK	S	MN
Tate	0-1	0-0	2-2	6	3	2	0	0	0	0	25
Gorney	5-11	0-1	0-0	7	1	10	4	1	0	1	34
Freeman	3-11	1-8	2-2	2	1	9	4	1	0	0	38
Johnson	8-13	8-13	0-0	7	1	24	3	2	1	1	38
Kelly	2-5	1-2	0-0	2	3	5	2	1	0	0	15
Peterson	1-3	1-1	0-1	2	2	3	3	3	0	0	31
Looby	0-0	0-0	0-2	4	1	0	0	1	0	0	19
Team				1				3			
Totals	19-44	11-25	4-7	31	12	53	16	12	1	2	200
	FG%: .432	3PT%: .440	FT%: .571								

Score by Periods:

Ohio State	22	26	48
Iowa	27	26	53

Attendance: 15,235

(24) WISCONSIN 60, IOWA 54
February 6, 2008, Carver-Hawkeye Arena, Iowa City, IA

Wisconsin outscored Iowa 16-10 over the last six minutes in taking a 60-54 win over the Hawkeyes in Iowa City. The score was tied seven times and there were 13 lead changes, the last coming with 6:15 to play when Wisconsin's Marcus Landry converted two free throws to give the Badgers a 45-44 advantage.

Iowa's Justin Johnson hit a three-point basket with 3:44 remaining to cut Iowa's deficit to 48-47 before the Badgers connected on all 10 of their free throw attempts in the final four minutes. Cyrus Tate added a rebound basket for the Hawkeyes with 1:32 left to cut the margin to 54-51 and Jeff Peterson hit a three-pointer to move Iowa within two, 56-54, with 26 seconds remaining.

Joe Krabbenhoft made it a four-point advantage for Wisconsin with 21 seconds left, and, after a missed three-point attempt by Iowa, Landry added two final free shots with 11 seconds to play.

The game was close throughout. Iowa led by as many as five points in the first half and led 29-26 at the break. The Hawkeyes shot 44% from the field in the first half, but just 26.1% in the second half. Iowa shot 35.4% for the game, compared to 43.5% for the Badgers. Wisconsin hit 5-11 (45.5%) three-point shots, compared to 7-20 (35%) for Iowa. The Hawkeyes held a 35-31 rebounding advantage. Iowa had just nine turnovers, its second lowest total of the season and lowest number in Big Ten games.

Tony Freeman led Iowa's scoring with 18 points, while Cyrus Tate added 15 and Seth Gorney scored 10. Tate led Iowa with eight rebounds and Johnson added six.

WISCONSIN -- 60

Name	FG	3-PT	FT	RB	PF	TP	A	TO	BK	S	M
Landry	6-12	0-0	4-4	6	1	16	0	3	2	1	33
Butch	4-9	2-3	2-4	2	5	12	0	0	0	0	21
Hughes	1-6	1-4	1-4	2	1	4	1	1	0	1	32
Flowers	4-7	1-3	0-0	5	1	9	1	1	1	0	39
Krabbenhoft	3-6	0-0	2-2	8	2	8	2	1	0	0	36
Bohannon	1-2	1-1	6-6	1	3	9	1	1	1	0	19
Leuer	0-1	0-0	0-0	0	0	0	0	0	0	0	3
Stiemsma	1-3	0-0	0-0	4	2	2	0	0	0	1	17
Team				3							
Totals	20-46	5-11	15-20	31	15	60	5	7	4	3	200
	FG%: .435	3PT%: .455	FT%: .750								

IOWA -- 54

Name	FG	3-PT	FT	RB	PF	TP	A	TO	BK	S	MN
Tate	4-6	0-0	7-9	8	4	15	0	0	1	1	34
Gorney	5-7	0-1	0-0	4	3	10	1	0	1	1	36
Freeman	5-16	5-13	3-4	4	1	18	2	3	0	1	40
Johnson	1-9	1-5	0-0	6	2	3	2	1	0	0	40
Kelly	0-2	0-0	0-0	0	2	0	2	2	0	0	13
Peterson	1-5	1-1	3-4	3	5	6	4	2	0	0	27
Looby	1-3	0-0	0-0	4	1	2	0	0	0	0	10
Team				6				1			
Totals	17-48	7-20	13-17	35	18	54	11	9	2	3	200
	FG%: .354	3PT%: .350	FT%: .765								

Score by Periods:

Wisconsin	26	34	60
Iowa	29	25	54

Attendance: 12,342

2007-08 Game Summaries

(25) MINNESOTA 63, IOWA 50
February 9, 2008, Williams Arena, Minneapolis, MN

Minnesota used a 16-3 scoring run over an eight minute period late in the second half in taking a 63-50 win over Iowa in Minneapolis. Minnesota started fast, scoring the first eight points of the game before Iowa scored its first basket at the 15:44 mark. Iowa trailed by just four, 26-22, before the Gophers closed the half with an 8-3 run to take a 34-25 halftime advantage.

The Hawkeyes kept the deficit in single digits through the early portion of the second half. A three-point play by Cyrus Tate with 11:16 to play gave Iowa a 42-41 advantage, its only lead of the game. Spencer Tollackson hit two free throws and the Gophers scored following an Iowa turnover to regain control. The Hawkeyes scored just eight points after Tate's three-point play as Minnesota's scoring burst included nine straight points.

Iowa used solid shooting to stay in the game, despite being out-rebounded 31-23 and committing 21 turnovers. Minnesota collected 10 steals and scored 21 points following Iowa mistakes. Iowa shot 55.6% in the first half, but just 40% in the second half and 47.4% for the game. Iowa shot 42.9% (9-21) from three-point range and 71.4% (5-7) from the foul line.

Justin Johnson led Iowa's scoring with 15 points and Tony Freeman added 12. Seth Gorney scored nine points (4-4 FGs) and added 10 rebounds, while Freeman added five assists and two steals.

IOWA -- 50

Name	FG	3-PT	FT	RB	PF	TP	A	TO	BK	S	MN
Tate	3-5	0-0	1-3	3	3	7	0	1	2	0	31
Gorney	4-4	1-1	0-0	10	4	9	2	3	0	0	35
Kelly	0-1	0-0	0-0	0	2	0	2	2	0	1	13
Johnson	5-14	3-11	2-2	1	2	15	2	5	1	2	36
Freeman	4-10	4-8	0-0	5	0	12	5	4	0	2	39
Peterson	2-4	1-1	2-2	3	2	7	4	3	0	0	32
Looby	0-0	0-0	0-0	0	0	0	0	0	1	0	14
Team				1				3			
Totals	18-38	9-21	5-7	23	13	50	15	21	4	5	200
	FG%: .474	3PT%: .429	FT%: .714								

MINNESOTA -- 63

Name	FG	3-PT	FT	RB	PF	TP	A	TO	BK	S	M
Abu-Shamala	1-4	1-3	0-0	3	1	3	0	1	0	0	20
Coleman	5-6	0-0	0-0	4	1	10	0	1	1	1	27
Tollackson	3-10	0-0	5-6	4	3	11	1	2	0	0	22
Hoffaber	3-7	2-5	0-0	4	3	8	1	2	0	2	24
Westbrook	0-3	0-0	0-0	2	2	0	4	1	1	1	16
Johnson	4-8	0-2	1-1	7	1	9	2	2	1	2	31
McKenzie	3-9	3-6	2-2	2	1	11	3	1	0	1	31
Nolen	4-6	2-3	1-3	4	1	11	8	2	0	3	29
Team				1				1			
Totals	23-53	8-19	9-12	31	13	63	19	13	3	10	200
	FG%: .434	3PT%: .421	FT%: .750								

Score by Periods:

Iowa	25	25	50
Minnesota	34	29	63

Attendance: 14,625

(26) MICHIGAN 60, IOWA 52
February 14, 2008, Carver-Hawkeye Arena, Iowa City, IA

Michigan used a hot shooting second half to rally for a 60-52 win over Iowa in Iowa City, leaving the teams with a split for the season.

The Wolverines trailed 27-16 at halftime before shooting 54.2% from the field in the second half, scoring 44 points in the final 20 minutes. Michigan made 6-12 three-pointers and 12-15 (80%) free throws in the second half as well. Michigan hit five of its first six shots in the second half, pulling within two points (31-29) in the first four minutes of the half. Iowa used a 7-0 spurt to regain control, but the Wolverines came right back.

Michigan took its first lead of the half at 42-40 with nine minutes to play and the visitors led the rest of the way. Iowa cut the deficit to four (50-54) with one minute remaining before Michigan hit six of its final eight free throw attempts.

Iowa held Michigan to 16 points in the first half as the Wolverines made just 6-18 field goal attempts. The 16 points matched the lowest first half total by an Iowa opponent this season. Michigan's 44 second half points are the second most allowed by Iowa in a second half this season.

The Hawkeyes struggled with their shooting, hitting just 36.5% from the field and 25% (7-28) from three-point range. Iowa had just 12 turnovers.

Jake Kelly scored 12 points to lead Iowa's scoring, while Cyrus Tate added 10 and Seth Gorney and Justin Johnson nine. Gorney led the Hawkeyes with eight rebounds and collected a career-best three steals. Tate added six rebounds and Jeff Peterson led the team with four assists.

MICHIGAN -- 60

Name	FG	3-PT	FT	RB	PF	TP	A	TO	BK	S	M
Udoh	3-4	0-0	0-0	3	4	6	0	0	1	0	23
Coleman	2-3	1-2	1-2	4	0	6	2	1	0	0	26
Sims	4-12	2-5	0-1	4	0	10	0	1	0	0	33
Harris	3-9	1-2	8-8	3	4	15	3	3	0	3	29
Grady	2-4	1-3	2-2	4	0	7	9	0	0	1	35
Lee	0-0	0-0	0-0	0	0	0	0	2	0	0	7
Merritt	1-1	0-0	0-0	1	2	2	1	1	0	0	9
Wright	3-6	2-5	0-2	4	1	8	0	3	0	0	16
Shepherd	0-0	0-0	0-0	2	0	0	0	0	0	0	5
Gibson	1-3	0-2	4-4	4	1	6	0	0	0	0	17
Team				1							
Totals	19-42	7-19	15-19	30	12	60	15	11	1	4	200
	FG%: .452	3PT%: .368	FT%: .789								

IOWA -- 52

Name	FG	3-PT	FT	RB	PF	TP	A	TO	BK	S	MN
Tate	2-2	0-0	6-7	6	3	10	0	2	0	0	31
Gorney	4-10	0-2	1-2	8	2	9	1	1	0	3	35
Freeman	3-10	2-6	0-0	1	0	8	3	2	0	1	30
Johnson	3-13	3-13	0-0	4	4	9	1	1	0	0	33
Kelly	5-10	2-5	0-0	5	3	12	3	3	2	0	32
Peterson	1-6	0-2	0-0	2	4	2	4	2	0	0	27
Looby	1-1	0-0	0-0	1	1	2	1	1	1	1	12
Team				2							
Totals	19-52	7-28	7-9	29	17	52	13	12	3	5	200
	FG%: .365	3PT%: .250	FT%: .778								

Score by Periods:

Michigan	16	44	60
Iowa	27	25	52

Attendance: 9,662

2007-08 Game Summaries

(27) IOWA 53, NORTHWESTERN 51
February 19, 2008, Carver-Hawkeye Arena, Iowa City, IA

Iowa rallied from a 14-point deficit in the final 13 minutes to take a 53-51 win over Northwestern in Iowa City. Both teams struggled throughout the first half, which ended with Northwestern holding a 17-15 advantage. Iowa was held to its lowest first half scoring total of the season, shooting just 21.1%.

The Wildcats started fast in the second half, racing to a 36-22 advantage with 12:25 remaining. The deficit was still 10 when Tony Freeman connected on three straight three-point baskets, cutting the margin to 39-38 with 7:25 to play.

A steal and a lay-up by Dan Bohall gave Iowa its first lead of the second half and a basket by Cyrus Tate gave Iowa the lead for good at 42-41 with six minutes remaining. Iowa's biggest advantage (six points) came with 2:39 to play before another three-point basket by the Wildcats. Tate added two free throws with two minutes left for a 53-48 advantage before Northwestern's Craig Moore hit his fourth three-pointer of the half with 1:43 remaining.

The Hawkeye defense allowed just 12 points over the final nine minutes, but the Wildcats had a final chance with nine seconds to play following two missed free throws. Following a timeout, Moore's final three-point attempt was off the mark in the final seconds and Iowa had the victory.

The Hawkeyes shot 54.2% from the field and had just two turnovers in the second half. Northwestern shot 38% from the field.

Tate scored 15 of his 18 points in the second half. He also had 11 rebounds for the third double-double of his career and added three steals. Freeman scored 14 points, Jake Kelly had 12 points and five assists and Justin Johnson added nine rebounds and six assists.

NORTHWESTERN -- 51

Name	FG	3-PT	FT	RB	PF	TP	A	TO	BK	S	M
Peljusic	2-5	0-1	0-0	5	2	4	0	3	0	0	14
Coble	5-12	2-5	0-0	5	2	12	1	3	0	0	36
Moore	5-13	4-11	1-2	11	3	15	4	2	0	3	40
Thompson	2-6	0-2	0-0	3	4	4	2	2	0	2	37
Williams	0-2	0-0	0-0	1	2	0	2	0	0	0	15
Okrzesik	4-8	3-6	0-0	0	1	11	5	1	0	2	26
Capocci	0-2	0-0	2-2	1	1	2	0	0	0	0	8
Baran	0-1	0-0	0-0	0	3	0	0	0	0	0	4
Nash	1-1	0-0	1-1	6	2	3	1	1	0	1	20
Team				1							
Totals	19-50	9-25	4-5	33	20	51	15	12	0	8	200
	FG%: .380	3PT%: .360	FT%: .800								

IOWA -- 53

Name	FG	3-PT	FT	RB	PF	TP	A	TO	BK	S	MN
Tate	7-9	0-0	4-8	11	2	18	0	2	1	3	32
Gorney	2-5	0-0	0-0	2	2	4	0	1	0	0	18
Freeman	4-9	4-8	2-4	4	1	14	1	5	1	1	40
Johnson	0-7	0-6	0-0	9	0	0	6	1	0	0	40
Kelly	2-7	1-4	7-8	0	1	12	5	1	1	0	40
Palmer	0-0	0-0	0-0	1	1	0	0	0	0	0	3
Angle	0-1	0-0	0-0	0	1	0	0	0	0	0	5
Bohall	2-4	1-3	0-0	1	1	5	1	0	0	1	13
Looby	0-1	0-0	0-0	0	0	0	0	0	0	0	9
Team				2							
Totals	17-43	6-21	13-20	30	9	53	13	10	3	5	200
	FG%: .395	3PT%: .286	FT%: .650								

Score by Periods:

Northwestern	17	34	51
Iowa	15	38	53

Attendance: 9,250

(28) MICHIGAN STATE 66, IOWA 52
February 23, 2008, Breslin Center, East Lansing, MI

Michigan State bolted to a 20-1 lead while holding Iowa without a field goal the first 10 minutes of the game, and went on to a 66-52 win in East Lansing. The Hawkeyes missed their first nine shots and could never dig out of the opening deficit.

Despite the slow start, Iowa played well over the final minutes of the first half, cutting the deficit to nine points and twice having the chance to make free throws to cut the margin to seven. Michigan State scored two baskets in the final 40 seconds of the half and led 31-18 at intermission.

Iowa shot well in the second half, shooting 56.5% from the field and 85.7% from the free throw line. The Hawkeyes also tightened their defense, but it was not enough to win the game. MSU shot only 39.1% for the game after coming into the game shooting over 49%. Despite the improved shooting, Iowa was never closer than 14 points over the final 20 minutes.

Iowa was guilty of 16 turnovers, compared to five for MSU, and the Spartans had a 33-30 rebounding advantage.

Junior forward Cyrus Tate led Iowa's offense. Tate scored a career-high 26 points, hitting 10-13 field goals and 6-7 free throws. Tate added nine rebounds, just missing his second consecutive double-double. Jake Kelly added nine points, Seth Gorney had eight rebounds and Tony Freeman contributed five assists.

IOWA -- 52

Name	FG	3-PT	FT	RB	PF	TP	A	TO	BK	S	MN
Freeman	1-6	1-4	1-4	2	1	4	5	1	1	0	32
Johnson	2-5	1-4	0-0	4	3	5	1	0	1	0	36
Kelly	3-6	1-2	2-3	2	2	9	2	2	0	1	31
Tate	10-13	0-0	6-7	9	3	26	0	2	1	1	32
Gorney	3-9	0-1	0-0	8	3	6	0	5	1	0	36
Palmer	0-0	0-0	0-0	0	0	0	0	0	0	0	1
Bohall	0-0	0-0	0-0	0	0	0	0	0	0	0	1
Peterson	1-4	0-1	0-0	1	0	2	3	4	0	1	21
Looby	0-0	0-0	0-0	2	0	0	0	0	3	0	10
Team				2							
Totals	20-43	3-12	9-14	30	12	52	11	16	7	3	200
	FG%: .465	3PT%: .250	FT%: .643								

MICHIGAN STATE -- 66

Name	FG	3-PT	FT	RB	PF	TP	A	TO	BK	S	M
Lucas	4-10	0-2	0-0	0	2	8	3	1	0	2	23
Morgan	6-6	0-0	4-4	4	3	16	1	1	0	1	20
Neitzel	4-15	3-10	1-1	1	2	12	5	0	0	1	28
Suton	2-6	0-0	0-0	4	2	4	2	2	0	0	23
Naymick	2-6	0-0	2-2	8	0	6	0	0	2	0	26
Ibok	0-0	0-0	0-0	1	1	0	0	0	0	0	1
Allen	3-6	1-3	0-0	0	0	7	0	0	0	1	17
Walton	1-3	0-0	0-0	3	2	2	4	0	0	0	25
Crandell	0-0	0-0	0-0	0	0	0	0	0	0	0	1
Summers	0-5	0-0	2-2	2	0	2	1	0	1	0	15
Kebler	0-0	0-0	0-0	0	0	0	0	0	0	0	1
Dahlman	0-1	0-1	0-0	0	1	0	0	0	0	0	2
Herzog	0-1	0-0	0-0	1	2	0	0	1	0	0	5
Gray	3-5	0-0	3-4	4	4	9	0	0	0	0	13
Team				5							
Totals	25-64	4-16	12-13	33	19	66	16	5	3	5	200
	FG%: .391	3PT%: .250	FT%: .923								

Score by Periods:

Iowa	18	34	52
Michigan State	31	35	66

Attendance: 14,759

2007-08 Game Summaries

(29) **PENN STATE 65, IOWA 64**
February 27, 2008, Bryce Jordan Center, State College, PA

Penn State converted a three-point play with 18 seconds remaining to score a 65-64 win over Iowa in State College. PSU's David Jackson rebounded a missed three-point attempt and scored, then converted the free throw after the foul to give Penn State its first lead since the opening seconds of the second half.

Iowa had several opportunities in the final seconds. A shot in traffic from the lane rimmed out and two attempted tip-in shots also failed to fall. Iowa was awarded the ball under its own basket with 1.2 seconds remaining, but Justin Johnson was stripped of the ball before he could get a shot.

The loss spoiled Iowa's best shooting night of the season. The Hawkeyes shot 57.5% from the field, 54.5% (12-22) from three-point range and 85.7% (6-7) from the foul line. The rebounding was even (21-21), but Iowa was guilty of 17 turnovers. Penn State also had a 14-6 advantage in made free throws.

Iowa scored the final five points of the first half to pull within one, 31-30, at the break, shooting 63.2% from the field in the opening half. The Hawkeyes added the first 12 points of the second half to build a 42-31 advantage. Iowa led by as many as 12 in the second half, the last time at 45-33 with 15 minutes left.

The Hawkeyes led by seven with 2:40 to play, but failed to score from there. Dan Bohall hit four straight free throws to provide that margin (64-57) before Penn State took advantage of two Hawkeye turnovers in the final minute.

Jake Kelly led Iowa's balanced scoring attack with 17 points. Tony Freeman added 14, Johnson scored 12 and Cyrus Tate 11. Seth Gorney and Freeman each had five rebounds and Freeman added five assists.

IOWA -- 64

Name	FG	3-PT	FT	RB	PF	TP	A	TO	BK	S	MN
Tate	5-7	0-0	1-2	2	5	11	1	3	0	1	19
Gorney	0-0	0-0	0-0	5	3	0	1	1	0	0	39
Freeman	5-14	4-11	0-0	5	1	14	5	3	0	1	40
Johnson	4-5	4-5	0-0	3	0	12	3	2	0	0	32
Kelly	7-9	2-3	1-1	2	3	17	4	3	0	2	33
Bohall	0-1	0-1	4-4	0	1	4	0	0	0	0	4
Peterson	2-2	2-2	0-0	0	4	6	2	4	0	0	15
Looby	0-2	0-0	0-0	3	1	0	0	1	0	0	18
Team				1							
Totals	23-40	12-22	6-7	21	18	64	16	17	0	4	200
	FG%: .575	3PT%: .545	FT%: .857								

PENN STATE -- 65

Name	FG	3-PT	FT	RB	PF	TP	A	TO	BK	S	M
Cornley	10-17	0-1	2-2	7	2	22	0	4	0	1	37
Jackson	2-4	0-0	1-1	2	2	5	2	1	0	2	29
Jones	0-1	0-0	0-2	2	0	0	0	1	0	0	13
Pringle	2-7	2-4	0-0	1	4	6	4	1	1	0	30
Battle	3-7	2-4	1-2	3	3	9	3	2	0	3	33
Walker	1-3	0-2	3-3	0	0	5	1	0	0	0	13
Hassell	0-0	0-0	0-0	1	0	0	0	0	0	0	7
Brooks	1-1	0-0	2-2	2	1	4	1	0	1	0	14
Morrissey	3-7	3-6	5-5	1	2	14	1	1	0	2	24
Team				2							
Totals	22-47	7-17	14-17	21	14	65	12	10	2	8	200
	FG%: .468	3PT%: .412	FT%: .824								

Score by Periods:	Attendance: 6,058		
Iowa	30	34	64
Penn State	31	34	65

(30) **ILLINOIS 58, IOWA 47**
March 1, 2008, Carver-Hawkeye Arena, Iowa City, IA

Illinois built an early lead and held off an Iowa rally in taking a 58-47 win over the Hawkeyes in Iowa City in the only meeting of the season between the two teams.

The Fighting Illini built an 11 point lead late in the first half, but Iowa scored the final five points over the last two minutes of the period, cutting the halftime deficit to 29-23. The teams traded baskets in the early going, and the score was tied for the final time at 11 following a Cyrus Tate free throw with 11:59 remaining.

Illinois maintained its advantage throughout the second half, holding a 43-31 lead with 10 minutes remaining. The Hawkeyes rallied from there, cutting the margin to five points on two occasions, the last at 50-45 with 2:21 to play. Illinois responded with a field goal with 1:48 remaining and added six straight free throws in the final 1:02 to seal the win.

Iowa, which enjoyed its best shooting performance of the season three days earlier in a loss at Penn State, shot just 35.9% from the field. Iowa made only 3-16 (18.8%) three-point attempts and shot just 59.3% (16-27) from the free throw line.

The Hawkeye defense held Illinois to 38.8% shooting, but the Fighting Illini shot 84.2% (16-19) from the foul line, won the rebounding battle 26-27 and forced 13 Hawkeye turnovers. Illinois also held an 18-4 advantage in bench scoring.

Tony Freeman led Iowa with 21 points, while Jake Kelly added 10. Cyrus Tate contributed eight rebounds and two steals.

ILLINOIS -- 58

Name	FG	3-PT	FT	RB	PF	TP	A	TO	BK	S	M
Alexander	0-0	0-0	2-2	0	2	2	0	0	1	0	10
Pruitt	7-10	0-0	4-4	7	3	18	1	3	0	0	28
Meacham	2-5	2-3	4-4	5	2	10	3	2	0	1	38
Frazier	1-3	0-1	1-3	4	4	3	3	0	0	2	29
McCamey	2-11	1-5	2-2	5	2	7	4	2	0	1	33
Jordan	0-1	0-0	0-0	0	1	0	0	0	0	0	4
Davis	4-10	0-0	0-0	5	0	8	0	2	0	2	22
Brock	1-5	1-2	2-2	6	4	5	1	2	0	1	24
Tisdale	2-4	0-0	1-2	2	2	5	1	0	1	0	12
Team				2							
Totals	19-49	4-11	16-19	36	20	58	13	9	4	5	200
	FG%: .388	3PT%: .364	FT%: .842								

IOWA -- 47

Name	FG	3-PT	FT	RB	PF	TP	A	TO	BK	S	MN
Tate	2-4	0-0	1-5	8	4	5	2	1	0	2	39
Gorney	2-8	0-2	0-0	2	3	4	0	1	0	0	29
Freeman	3-6	2-5	13-15	3	4	21	1	6	1	1	39
Johnson	1-8	1-7	0-0	6	1	3	1	0	0	0	39
Kelly	4-9	0-1	2-3	3	3	10	2	3	1	1	38
Peterson	0-2	0-1	0-0	0	0	0	1	1	0	0	4
Looby	2-2	0-0	0-4	3	2	4	0	1	0	0	12
Team				2							
Totals	14-39	3-16	16-27	27	17	47	7	13	2	4	200
	FG%: .359	3PT%: .188	FT%: .593								

Score by Periods:	Attendance: 15,500		
Illinois	29	29	58
Iowa	23	24	47

2007-08 Game Summaries

(31) IOWA 67, NORTHWESTERN 62
March 4, 2008, Welsh-Ryan Arena, Evanston, IL

Iowa started fast, enjoyed one of its best shooting nights of the year, then held off a late rally in taking a 67-62 win at Northwestern.

The Hawkeyes scored the first 10 points of the game, keeping the home team off the scoreboard for the opening four minutes. Iowa led by as many as 17 in the first half before settling for a 33-27 advantage at the break. Iowa shot 54.2% from the field in the opening half and committed just four turnovers.

Iowa scored the first five points of the second half to expand the lead back to 11 and led by 13 (56-43) with eight minutes to play before Northwestern rallied. The Wildcats scored 12 straight points over the next five minutes, pulling to within a point, 56-55 with just under four minutes to play. A free throw by Cyrus Tate broke the Iowa scoring drought and Tony Freeman hit a three-pointer to give Iowa a 60-56 advantage. Jake Kelly added Iowa's final three-pointer with 1:27 remaining, but Northwestern closed back to within one with 1:10 left.

Seth Gorney grabbed a defensive rebound with 50 seconds to play, then added an offense rebound with 14 seconds left, and was fouled. Gorney's two free throws gave Iowa a 65-62 advantage. After a final Wildcat three-point attempt was off target Gorney again grabbed the rebound and added two more free throws to secure the win.

Iowa shot 55% for the game and matched a season-high with 12 treys. Iowa also shot 52.2% from three-point range and 78.6% from the foul line.

Kelly led Iowa's balanced attack with 18 points. Justin Johnson hit five three-pointers while scoring 17 and Freeman and Tate each added 14. Johnson had seven rebounds and Tate six, while Freeman distributed seven assists.

IOWA -- 67

Name	FG	3-PT	FT	RB	PF	TP	A	TO	BK	S	M
Freeman	5-8	3-6	1-3	3	2	14	7	2	0	0	40
Johnson	6-14	5-12	0-0	7	1	17	3	2	0	0	40
Kelly	7-10	4-5	0-0	2	4	18	4	5	0	0	39
Tate	4-7	0-0	6-7	6	4	14	0	3	0	0	32
Gorney	0-1	0-0	4-4	5	3	4	0	0	0	1	25
Bohall	0-0	0-0	0-0	0	0	0	0	1	0	0	4
Peterson	0-0	0-0	0-0	0	1	0	0	2	0	0	1
Looby	0-0	0-0	0-0	1	2	0	2	1	3	2	19
Team				5							
Totals	22-40	12-23	11-14	29	17	67	16	16	3	3	200
	FG%: .550	3PT%: .522	FT%: .786								

NORTHWESTERN -- 62

Name	FG	3-PT	FT	RB	PF	TP	A	TO	BK	S	MN
Moore	3-10	2-8	1-3	2	5	9	5	1	0	1	29
Peljusic	3-7	0-1	0-0	6	1	6	4	0	0	0	32
Thompson	5-10	2-2	2-2	4	4	14	2	2	0	2	31
Williams	0-1	0-0	0-0	2	0	0	0	0	0	0	17
Coble	6-17	2-6	1-1	2	2	15	1	2	0	1	37
Okrzesik	2-5	1-4	0-0	1	2	5	0	0	0	0	13
Baran	1-1	0-0	4-5	0	1	6	2	1	0	0	11
Nash	1-1	1-1	2-4	6	4	5	3	1	0	3	27
Capocci	1-1	0-0	0-0	0	0	2	0	0	0	0	3
Team				1							
Totals	22-53	8-22	10-15	24	19	62	17	7	0	7	200
	FG%: .415	3PT%: .364	FT%: .667								

Score by Periods:				Attendance: 3,523
Iowa	33	34	67	
Northwestern	27	35	62	

(32) MICHIGAN 55, IOWA 47
March 13, 2008, Consecro Fieldhouse, Indianapolis, IN

Iowa suffered through one of its coldest shooting performances of the season in dropping a 55-47 decision to Michigan in the first round of the Big Ten Conference Tournament.

Michigan shot the ball well early in the game, using back-to-back three-point baskets to take an 18-7 advantage after eight minutes. The Wolverines led by as many as 14 points in the first half before Iowa's 15-9 scoring run over the last six minutes cut the halftime deficit to 34-25.

Michigan built the lead to as many as 15 (44-29) early in the second half before Iowa's defense held the Wolverines scoreless for over 10 minutes. Iowa closed the gap to eight, 36-44, and had a chance to move within six before missing two free throws. Michigan then converted a pair of free throws and a three-point basket to halt the Iowa rally.

Iowa held Michigan to 37.3% shooting, including 27.3% in the second half. The Wolverines did make 8-24 (33.3%) three-point shots and 9-12 (75%) free throws.

After shooting 45.5% in the first half, Iowa made just 5-25 (20%) field goal attempts in the second half. Iowa shot 31.9% for the game, including a season low 11.8% (2-17) from three-point range. The Hawkeyes won the rebounding battle, 38-31, but were guilty of 15 turnovers that led to 17 Michigan points.

Cyrus Tate led Iowa with 16 points and 11 rebounds, recording his fourth career double-double. Tate tied a Big Ten Tournament record with 17 free throw attempts (former Hawkeye Reggie Evans had 17 attempts vs. Penn State, 2001). Jake Kelly added 11 points and Seth Gorney collected eight rebounds.

MICHIGAN -- 55

Name	FG	3-PT	FT	RB	PF	TP	A	TO	BK	S	M
Wright	3-9	3-8	0-0	3	2	9	2	1	1	2	32
Sims	5-10	2-5	2-2	10	4	14	0	1	0	1	27
Udoh	1-4	0-0	0-0	4	4	2	1	1	3	2	27
Harris	6-15	2-4	5-6	2	3	19	3	3	2	0	37
Grady	1-3	1-2	1-3	1	2	4	3	2	0	0	32
Lee	1-2	0-1	0-0	0	2	2	1	1	0	1	8
Merritt	0-1	0-1	0-0	0	2	0	0	0	0	0	3
Shepherd	0-0	0-0	0-0	0	0	0	0	1	0	0	7
Coleman	0-2	0-1	0-0	3	1	0	0	0	0	0	14
Gibson	2-5	0-2	1-1	4	3	5	1	1	1	0	13
Team				4							
Totals	19-51	8-24	9-12	31	33	55	11	12	7	6	200
	FG%: .373	3PT%: .333	FT%: .750								

IOWA -- 47

Name	FG	3-PT	FT	RB	PF	TP	A	TO	BK	S	MN
Tate	3-6	0-0	10-17	11	4	16	0	4	1	2	37
Gorney	1-6	0-0	2-2	8	3	4	1	0	0	0	37
Freeman	3-9	0-5	3-4	2	2	9	0	2	1	0	32
Johnson	2-12	1-9	0-0	4	1	5	2	2	0	1	37
Kelly	5-11	1-2	0-0	1	4	11	0	4	0	1	36
Bohall	0-0	0-0	0-0	0	1	0	0	0	0	0	2
Peterson	1-3	0-1	0-0	3	2	2	1	1	0	1	15
Looby	0-0	0-0	0-0	0	0	0	0	1	0	0	4
Team				9							
Totals	15-47	2-17	15-23	38	17	47	4	15	2	5	200
	FG%: .319	3PT%: .118	FT%: .652								

Score by Periods:				Attendance: 13,852
Michigan	34	21	55	
Iowa	25	22	47	