



# IOWA HAWKEYES

## 7-6 Overall, 0-2 Big Ten

3 FINAL FOURS | 8 BIG TEN CHAMPIONSHIPS | 2 BIG TEN TOURNAMENT TITLES | 25 NCAA TOURNAMENTS

### COLORADO (8-3, 0-0) vs. IOWA (7-6, 0-2)

Dec. 22, 2017 // Sioux Falls, SD // Sanford Pentagon (3,200) // 8:07 p.m. CT

#### COLORADO BUFFALOES

Pos.	No.	Name	Ht.	Wt.	Yr.	Hometown	Statistical Summary
G	0	D'Shawn Schwartz	6-7	223	Fr.	Colorado Springs, Colo.	3.1 ppg, 2.0 rpg, 0.5 apg
G	15	Dominique Collier	6-2	176	Sr.	Denver, Colo.	6.6 ppg, 1.1 rpg, 1.1 apg
G	33	Josh Repine	6-3	195	Sr.	Englewood, Colo.	0.0 ppg, 0.5 rpg, 0.5 apg
F	10	Alexander Strating	6-7	215	Fr.	Wassenaar, Netherlands	2.0 ppg, 1.0 rpg, 0.0 apg
F	35	Dallas Walton	7-0	230	Fr.	Arvada, Colo.	3.4 ppg, 2.9 rpg, 0.4 apg

Head Coach: Tad Boyle (Kansas, 1985); Eighth Season at Colorado (157-98); 12th Season Overall (213-164)

#### IOWA HAWKEYES

Pos.	No.	Name	Ht.	Wt.	Yr.	Hometown	Statistical Summary
G	3	Jordan Bohannon	6-0	190	So.	Marion, Iowa	11.9 ppg, 2.1 rpg, 4.8 apg
G	4	Isaiah Moss	6-5	205	RS-Jr.	Chicago, Ill.	11.8 ppg, 2.2 rpg, 1.6 apg
F	2	Jack Nunge	6-11	225	Fr.	Newburgh, Ind.	8.8 ppg, 3.8 rpg, 1.1 bpg
F	51	Nicholas Baer	6-7	210	RS-Jr.	Bettendorf, Iowa	5.7 ppg, 6.6 rpg, 1.4 bpg
C	5	Tyler Cook	6-9	255	So.	St. Louis, Mo.	13.8 ppg, 6.6 rpg, 1.7 apg

Head Coach: Fran McCaffery (Penn, 1979); Eighth Season at Iowa (144-107); 21st Season Overall (395-284)

### GAME #14 STORYLINES

- Friday will be the first meeting between Iowa and Colorado since 1995. The Hawkeyes own a slim, 4-3, advantage over the Buffaloes on the previous seven meetings.
- Both Iowa's Fran McCaffery and Colorado's Tad Boyle are in their eighth season as head coach at their respective institution.
- Both Iowa and Colorado have strong rebounding margins. The Hawkeyes average +7.2 more rebounds than their opponents, while Colorado is +7.0.
- The Hawkeyes are seeking their first four-game win streak since of the season. Iowa has won its last three contests versus Southern, Drake, and Southern Utah.
- Tyler Cook has dunked the ball eight times during Iowa's three-game win streak, including a season-best six in Iowa's versus Drake. Cook has 27 dunks this season.
- Iowa has netted 90 points or more in six of its seven wins. The Hawkeyes scored 85 points in its other victory.
- Iowa is shooting the basketball at a 53 percent clip in its seven victories and has made 51 percent of its field goal attempts in its six home games.
- Nicholas Baer has led the team in rebounding in each of the last two games, grabbing a career-high 14 boards against Drake and 10 versus Southern Utah.
- Iowa is 7-0 when scoring 80 points or more and 4-0 when Iowa has fewer turnovers than its opponent this season.
- The Hawkeyes rank 16th in the country in assists per game, averaging 19.2 per contest.
- Last Saturday's game against Drake University was the first regular season game in which all 16 players on the roster were active and uninjured. Iowa had at least one player injured the first 11 games of the season.
- Jordan Bohannon ranks 37th nationally in 3-point percentage (.461) and is averaging 2.7 3-pointers made per game, which ranks first in the Big Ten and 103rd in the country.
- Iowa's top six scorers are underclassmen with sophomore Tyler Cook leading the pack (13.8). Freshmen Luka Garza ranks first in rebounding (6.8) and blocks (1.2), rookie Jack Nunge leads the team in steals (0.8), and sophomore Jordan Bohannon ranks first in assists (4.8).
- Fran McCaffery has 395 wins in 22 seasons as a head coach; he is five victories from reaching the 400-win milestone.

### 2017-18 SCHEDULE/RESULTS

Date	Opponent (TV)	Time
Nov. 10	Chicago State	W, 95-62
Nov. 12	Alabama State ^	W, 92-58
Nov. 16	Grambling State	W, 85-74
Nov. 20	vs. Louisiana #	L, 71-80
Nov. 21	vs. South Dakota State #	L, 72-80
Nov. 22	vs. UAB #	W, 95-85
Nov. 28	at Virginia Tech %	L, 55-79
Dec. 2	Penn State	L, 73-77
Dec. 4	at Indiana	L, 64-77
Dec. 7	at Iowa State +	L, 78-84
Dec. 10	Southern	W, 91-60
Dec. 16	vs. Drake *	W, 94-60
Dec. 19	Southern Utah	W, 92-64
<b>Dec. 22</b>	<b>vs. Colorado ! (BTN)</b>	<b>8:07 p.m.</b>
Dec. 29	Northern Illinois (BTN Plus)	7 p.m.
Jan. 2	Michigan (ESPN/2)	6 p.m.
Jan. 4	Ohio State (ESPNU)	6 p.m.
Jan. 7	at Maryland (FS1)	7 p.m.
Jan. 11	at Illinois (FS1)	7 p.m.
Jan. 17	at Rutgers (BTN)	6 p.m.
Jan. 20	Purdue (ESPN/2)	11 a.m.
Jan. 23	Wisconsin (ESPN/2)	6 p.m.
Jan. 27	at Nebraska (BTN)	7 p.m.
Jan. 30	Minnesota (BTN)	8 p.m.
Feb. 3	at Penn State (BTN)	5/7 p.m.
Feb. 6	Michigan State (ESPN/2)	8 p.m.
Feb. 10	at Ohio State (BTN)	5/7 p.m.
Feb. 14	at Michigan (BTN)	5:30 p.m.
Feb. 17	Indiana (ESPN/2)	1 p.m.
Feb. 21	at Minnesota (BTN)	8 p.m.
Feb. 25	Northwestern (BTN)	6:30 p.m.

all times listed are central

^ -- Cayman Islands Classic Preliminary Game  
 # -- Cayman Islands Classic - Cayman Islands  
 % -- Big Ten/ACC Challenge  
 + -- Iowa Corn Cy-Hawk Series  
 \* -- The Hy-Vee Classic - Des Moines, Iowa  
 ! -- Played in Sioux Falls, South Dakota  
 \$ -- Big Ten Tournament - New York City

### PRONUNCIATION GUIDE

Kirk Speraw.....	SPEAR-awe
Nicholas Baer.....	BAY-IR
Maishe Dailey.....	MAY-she
Luka Garza.....	LOU-kah
Ryan Kriener.....	KREEN-ir
Jack Nunge.....	NONE-gee (rhymes with bungee)
Cordell PemsI.....	PEM-sul
Dom Uhl.....	YULE

### MULTIMEDIA GAME INFORMATION

#### TELEVISION

##### • BTN

Kevin Kugler (PxP)  
 Jon Crispin (analyst)

#### MOBILE APPS/ONLINE

##### • BTN2GO

#### RADIO

##### • Hawkeye Radio Network • Sirius 134, XM 195

Gary Dolphin (PxP)  
 Bob Hansen (analyst)

#### LIVE STATISTICS

##### • StatBroadcast

hawkeyesports.com



## INSIDE THE NUMBERS

	IOWA	COLORADO
Scoring Average	81.0	77.2
Scoring Defense	72.6	72.6
Scoring Margin	+8.4	+4.5
FG%	.477	.457
FG% Defense	.417	.413
FT%	.661	.732
3-PT FG%	.375	.338
3-PT FG% Defense	.330	.357
Rebound Margin	+7.2	+7.0
Assists Per Game	19.2	12.3
Turnovers Per Game	13.9	14.7
Steals Per Game	6.1	4.6
Blocks Per Game	4.9	3.2

## MISCELLANEOUS STATS

Double-Figure Scoring Games...					
Player	14-15	15-16	16-17	17-18	Career
Tyler Cook	---	---	19	9	28
Jordan Bohannon	---	---	17	7	24
Cordell Pems	---	---	15	3	18
Isaiah Moss	---	---	9	9	18
Nicholas Baer	---	5	10	1	16
Dom Uhl	1	7	1	---	9
Brady Ellingson	---	1	6	1	8
Luka Garza	---	---	---	7	7
Ahmad Wagner	---	1	4	1	6
Jack Nunge	---	---	---	6	6
Ryan Kriener	---	---	2	---	2
Maishe Dailey	---	---	---	2	2

20-Point Scoring Games...					
Player	14-15	15-16	16-17	17-18	Career
Jordan Bohannon	---	---	5	2	7
Tyler Cook	---	---	2	3	5
Brady Ellingson	---	1	1	---	2
Isaiah Moss	---	---	1	1	2
Luka Garza	---	---	---	1	1

Double-Figure Rebounding Games...					
Player	14-15	15-16	16-17	17-18	Career
Nicholas Baer	---	---	6	2	8
Tyler Cook	---	---	3	1	4
Cordell Pems	---	---	2	1	3
Luka Garza	---	---	---	3	3
Dom Uhl	---	1	1	---	2

Double-Doubles...					
Player	14-15	15-16	16-17	17-18	Career
Nicholas Baer	---	---	3	1	4
Jordan Bohannon	---	---	3	---	3
Tyler Cook	---	---	2	1	3
Luka Garza	---	---	---	2	2
Dom Uhl	---	1	---	---	1
Cordell Pems	---	---	1	---	1

4+ Three-Pointer Games...					
Player	14-15	15-16	16-17	17-18	Career
Jordan Bohannon	---	---	8	5	13
Nicholas Baer	---	1	3	---	4
Isaiah Moss	---	---	2	2	4
Brady Ellingson	---	---	2	---	2

5+ Assists Games...					
Player	14-15	15-16	16-17	17-18	Career
Jordan Bohannon	---	---	20	7	27
Brady Ellingson	---	---	2	1	3
Nicholas Baer	---	---	2	1	3
Cordell Pems	---	---	1	1	2
Isaiah Moss	---	---	1	---	1
Ahmad Wagner	---	---	1	---	1
Dom Uhl	---	---	1	---	1
Tyler Cook	---	---	---	1	1

3+ Steals Games...					
Player	14-15	15-16	16-17	17-18	Career
Nicholas Baer	---	---	---	8	8
Jordan Bohannon	---	---	---	2	2
Cordell Pems	---	---	---	2	2
Jack Nunge	---	---	---	2	2
Dom Uhl	---	---	1	---	1
Ahmad Wagner	---	---	1	---	1
Tyler Cook	---	---	---	1	1
Isaiah Moss	---	---	---	1	1
Luka Garza	---	---	---	1	1

3+ Blocks Games...					
Player	14-15	15-16	16-17	17-18	Career
Nicholas Baer	---	1	6	1	8
Luka Garza	---	---	---	3	3
Dom Uhl	---	1	1	---	2
Ryan Kriener	---	---	2	---	2
Jack Nunge	---	---	---	2	2
Ahmad Wagner	---	---	1	---	1
Cordell Pems	---	---	1	---	1

## 2017-18 MARGIN OF VICTORY/DEFEAT

Points	1	2	3	4	5	6	7	8	9	10+	15+	20+
Wins	0	0	0	0	0	0	0	0	0	2	0	5
Losses	0	0	0	1	0	1	0	1	1	1	0	1

### THE SETTING

Iowa (7-6, 0-2) looks to extend its three-game win streak Friday evening when the Hawkeyes take on Colorado (8-3, 0-0). Tipoff is set for 8:07 p.m. (CT) at the Sanford Pentagon (3,200) in Sioux Falls, South Dakota. The game sold out in 13 minutes when tickets when on sale to the general public in September.

### ON THE AIR

**Radio:** Iowa games are broadcast on the Hawkeye Radio Network. Gary Dolphin handles the play-by-play, along with color commentator Bob Hansen. The network includes more than 40 stations that blanket the state of Iowa and include portions of Illinois, Nebraska, Minnesota, Missouri and Wisconsin. The Hawkeye Radio Network coverage includes a 60-minute pregame show.

**TV:** Friday's game will be televised nationally on BTN (BTN2GO). Kevin Kugler and Jon Crispin will call the action.

### HAWKEYE HOOPS HUDDLE

Join fellow Hawkeye fans and a live DJ for a pregame huddle on Friday from 5-7 p.m. at Will's Training Table in Sioux Falls (4021 North Bobhalla Drive), across the street from the Sanford Pentagon. Hawkeye Hoops Huddles are presented by the National I-Club. Admission is free.

For more details on the Hawkeye Huddles visit [jointheclub.com](http://jointheclub.com) or find the National I-Club (@jointheclub) on Facebook and Twitter.

### HAWKEYES CRUISE TO VICTORY OVER SOUTHERN UTAH

Iowa shot 50 percent or better from the field in both halves, cruising to a 92-64 win over Southern Utah Tuesday night inside Carver-Hawkeye Arena in Iowa City.

- Iowa tied a season high with 25 assists, while only turning the ball over 12 times. The 25 assists ties for the sixth most in a single game during the Fran McCaffery era.
- Three Hawkeyes netted double figures: Luka Garza (17), Isaiah Moss (16), and Tyler Cook (16). Garza reached double figures for the third straight game.
- Nicholas Baer stuffed the stat sheet again, collecting 10 rebounds, five points, two assists, two steals, and one blocked shot. Baer has led the squad in rebounding in each of the last two games.
- The Hawkeyes owned the glass, pulling down 19 more rebounds than the Thunderbirds. Iowa corralled a season-high 38 defensive rebounds.
- Point guard Jordan Bohannon was credited with seven assists for the second straight game and fourth time this season.
- Luka Garza was 7-of-8 from the foul line, making his first seven attempts.
- Iowa held Southern Utah to 39 percent shooting from the field. Brandon Better and Jadon Cohee led the Thunderbirds with 12 points each.

## 2017-18 IOWA HAWKEYES ROSTER

No.	Name	Pos.	Ht.	Wt.	Yr.	Hometown (High School)
0	Ahmad Wagner	F	6-7	235	Jr.	Yellow Springs, Ohio (Wayne)
1	Maishe Dailey	G	6-7	195	So.	Beachwood, Ohio (Beachwood)
2	Jack Nunge	F	6-11	225	Fr.	Newburgh, Ind. (Castle)
3	Jordan Bohannon	G	6-0	180	So.	Marion, Iowa (Linn-Mar)
4	Isaiah Moss	G	6-5	205	So. <sup>A</sup>	Chicago, Ill. (Simeon)
5	Tyler Cook	F	6-9	255	So.	St. Louis, Mo. (Chaminade Prep)
11	Charlie Rose	G	6-4	190	Sr.	Elmhurst, Ill. (York Community)
13	Austin Ash	G	6-2	160	Fr.	Cedar Rapids, Iowa (Mount Vernon)
15	Ryan Kriener	F	6-9	250	So.	Spirit Lake, Iowa (Spirit Lake)
20	Riley Till	F	6-7	200	Fr. <sup>A</sup>	Dubuque, Iowa (Wahlert)
24	Brady Ellingson	G	6-4	196	Jr. <sup>A</sup>	Menomonee Falls, Wis. (Hamilton)
25	Dom Uhl	F	6-9	220	Sr.	Frankfurt, Germany (Point Pleasant Beach, NJ)
30	Connor McCaffery	G	6-5	200	Fr.	Iowa City, Iowa (West)
35	Cordell Pems	F	6-8	240	So.	Dubuque, Iowa (Wahlert)
51	Nicholas Baer	F	6-7	210	Jr. <sup>A</sup>	Bettendorf, Iowa (Bettendorf)
55	Luka Garza	F	6-11	235	Fr.	Washington, D.C. (Maret)

**Head Coach:** Fran McCaffery

**Assistant Coaches:** Kirk Speraw, Sherman Dillard, Andrew Francis



## HEAD COACH FRAN McCAFFERY

Fran McCaffery, who is signed through the 2020 season, is in his eighth season as the head basketball coach at the University of Iowa and his 22nd year overall as a college head coach. McCaffery has reached the 20-win plateau eight of the last 11 seasons, including four of the last five years.

McCaffery spent five seasons (2005-10) as the head coach at Siena, six years at UNC-Greensboro (1999-2005) and three seasons at Lehigh (1985-88) before joining the Hawkeyes.

McCaffery has three decades of Division I coaching experience. He completed his 35th season as a collegiate coach in 2017, which includes 21 years as a head coach and 14 as an assistant. McCaffery is one of 12 coaches to lead four different Division I teams to the NCAA Tournament.

McCaffery, 57, holds a career mark of 395-283 (.582) and guided his teams to 11 postseason appearances (seven NCAA and four NIT). He is 144-107 (.574) at Iowa. McCaffery led Iowa to NCAA Tournament victories in two of the last three years (2015 and 2016), the first time Hawkeye teams have won tournament games in consecutive seasons since 1996-97.

Since taking over the Iowa program in 2010, the Hawkeyes have earned six postseason tournament berths (3 NCAA, 3 NIT). McCaffery coached Iowa to 25 victories in 2013, equaling the second-most win total in program history. McCaffery has guided five different Hawkeyes to all-conference honors, including four straight first team honorees. The last time Iowa had four consecutive first-team all-league honorees was 1945-48.

McCaffery has posted upper division finishes in each of the past five seasons at Iowa and 17 of 21 seasons as a head coach. He has posted 20 wins or more eight of the last 11 seasons, including four of the last five years at Iowa (2013, 2014, 2015, and 2016).

McCaffery and the Hawkeyes have made Carver-Hawkeye Arena one of the most feared arenas to play nationally. Fans have embraced McCaffery and his team's style of play with attendance increasing by more than 50 percent since 2010. The Hawkeyes boast a 73-17 (.811) home record the last five seasons, which includes a school-record 18 wins in 2014.

McCaffery's five years at Siena were the best in its 70-year history. He led the Saints on an incredible run that ended with three straight Metro Atlantic Athletic Conference championships and NCAA Tournament appearances. In so doing, Siena became the only program in the country to win its regular season and postseason title 2008-10.

McCaffery's Saints owned a 112-51 (.687) record in his five years with the program. He guided the Saints to four consecutive 20-win seasons.

The 2009 MAAC Coach of the Year and 2010 District I Coach of the Year is the third winningest coach, by percentage, in league history (.682, .756). He is the only coach to guide a MAAC program to two NCAA Tournament wins. McCaffery led his 2008 and 2009 teams to first round NCAA Tournament victories over Vanderbilt and Ohio State, respectively.

In his final two seasons at Siena, he coached the Saints to back-to-back 27-win campaigns and boasted a combined 39-3 (.929) record against MAAC opponents, which included MAAC Tournament contests.

McCaffery began his coaching career as an assistant at Penn (1982-83) and Lehigh (1983-85). After three seasons as head coach at Lehigh, he spent 11 seasons as an assistant at Notre Dame (1988-99).

McCaffery played basketball at Wake Forest his freshman year (1977-78) and then concluded his collegiate playing career at Penn his final three seasons (1979-82).

He earned his B.S. degree in Economics from The Wharton School (Penn) in 1982. McCaffery also earned a Master of Education from Lehigh in 1985.



### COACHING HONORS

NABC District I Coach of the Year, 2009-10

MAAC Coach of the Year, 2008-09

### HEAD COACHING EXPERIENCE

Lehigh (1985-88): .....49-39 (.557); 8-6 (.571) League  
UNC-Greensboro (1999-05).....90-87 (.508); 49-47 (.510) League  
Siena (2005-10) .....112-51 (.687); 68-22 (.756) League  
Iowa (2010-present): .....144-107 (.574); 64-64 (.500) League

## THE McCAFFERY FILE

**Born:** May 23, 1959  
**Hometown:** Philadelphia, Pa.  
**High School:** LaSalle, 1977  
**College:** B.S. in Economics, The Wharton School (Penn), 1982  
Master of Education, Lehigh, 1985  
**Family:** Wife, Margaret  
Sons, Connor, Patrick and Jonathan Francis  
Daughter, Marit Katherine  
Brother, Jack (sportswriter in Philadelphia area)

### Coaching Honors

MAAC Coach of the Year, 2009

NABC District I Coach of the Year, 2009-10

### Coaching History (30 years)

1982-83 Assistant Coach, Penn  
1983-85 Assistant Coach, Lehigh  
1985-88 Head Coach, Lehigh  
1988-99 Assistant Coach, Notre Dame  
1999-05 Head Coach, UNC-Greensboro  
2005-10 Head Coach, Siena  
2010-present Head Coach, University of Iowa

### Coaching Chart

Overall (21 seasons): 395-284 (.582)

At Iowa (eight seasons): 144-107 (.574)

At Siena (five seasons): 112-51 (.688)

At UNCG (six seasons): 90-87 (.508)

At Lehigh (three seasons): 49-40 (.551)

NCAA Tournament (eight appearances\*): 4-8

NIT (four appearances): 6-4

*\*McCaffery is the first coach to bring three different programs from one-bid leagues to the NCAA Tournament (conferences that sent just one team the year his program advanced).*

### McCaffery in Postseason Play

1988 NCAA Tournament -- Lehigh  
1989 NCAA Tournament -- Notre Dame  
1990 NCAA Tournament -- Notre Dame  
1992 NIT -- Notre Dame  
1997 NIT -- Notre Dame  
2001 NCAA Tournament -- UNC-Greensboro  
2002 NIT -- UNC-Greensboro  
2008 NCAA Tournament -- Siena  
2009 NCAA Tournament -- Siena  
2010 NCAA Tournament -- Siena  
2012 NIT -- Iowa  
2013 NIT -- Iowa  
2014 NCAA Tournament -- Iowa  
2015 NCAA Tournament -- Iowa  
2016 NCAA Tournament -- Iowa  
2017 NIT -- Iowa

### Playing Experience

Wake Forest, 1977-78

Penn, 1979-82

## Big Ten Standings/Schedule

Team	Big Ten	Pct.	Overall	Pct.
Michigan State	2-0	1.000	11-1	.917
Purdue	2-0	1.000	11-2	.846
Ohio State	2-0	1.000	10-3	.769
Maryland	1-1	.500	10-3	.769
Michigan	1-1	.500	10-3	.769
Penn State	1-1	.500	10-3	.769
Minnesota	1-1	.500	9-3	.750
Northwestern	1-1	.500	9-4	.692
Nebraska	1-1	.500	7-5	.583
Indiana	1-1	.500	6-6	.500
Wisconsin	1-1	.500	5-7	.417
Rutgers	0-2	.000	10-3	.769
Illinois	0-2	.000	8-5	.615
<b>IOWA</b>	<b>0-2</b>	<b>.000</b>	<b>7-6</b>	<b>.538</b>

### Wednesday, Dec. 20

UTSA at Nebraska, 7 p.m.

### Thursday, Dec. 21

Tennessee State at Purdue, 5 p.m.

Fairleigh Dickinson at Maryland, 6 p.m.

Long Beach State at Michigan State, 6 p.m.

Tennessee Tech at Indiana, 7 p.m.

Oral Roberts at Minnesota, 7 p.m.

Alabama A&M at Michigan, 8 p.m.

### Friday, Dec. 22

Northwestern at Oklahoma, 6 p.m.

Rider at Penn State, 6 p.m.

Stony Brook at Rutgers, 6 p.m.

Delaware State at Nebraska, 7 p.m.

**Colorado vs. IOWA, 8 p.m.**

*All times are central*

## National Rankings

### AP Poll

Dec. 18

1. Villanova
2. Michigan State
3. Arizona State
4. Duke
5. North Carolina
6. Miami
7. Kentucky
8. Texas A&M
9. Xavier
10. West Virginia
11. Wichita State
12. Gonzaga
13. Virginia
14. Kansas
15. TCU
16. Purdue
17. Oklahoma
18. Baylor
19. Arizona
20. Cincinnati
21. Texas Tech
22. Tennessee
23. Seton Hall
24. Florida State
25. Creighton

### USA Today Poll

Dec. 18

1. Villanova
2. Michigan State
3. Duke
4. Arizona State
5. North Carolina
6. Kentucky
7. Miami
8. Xavier
9. Texas A&M
10. West Virginia
11. Wichita State
12. TCU
13. Kansas
14. Virginia
15. Gonzaga
16. Purdue
17. Oklahoma
18. Baylor
19. Arizona
20. Tennessee
21. Texas Tech
22. Seton Hall
23. Cincinnati
24. Creighton
25. Florida State

## 2017-18 IOWA CAPTAINS

Iowa captains are senior Dom Uhl and junior Nicholas Baer.

### SCOUTING COLORADO

- Colorado, who won its first six games of the season, enters Friday's game with an 8-3 record. The Buffaloes are 3-0 at neutral sites. Colorado's three setbacks came on the road to Xavier and Colorado State and at home to San Diego.
- The Buffaloes played their last game on Dec. 15, winning a double overtime thriller over South Dakota State (112-103) in Boulder, Colorado.
- Colorado played at the Sanford Pentagon once before, losing to Iowa State (68-62) in the 2015-16 season opener.
- In Colorado's last game, the Buffaloes drained a season-best 13 3-pointers (all in regulation) in the double overtime win over the Jackrabbits. Six players scored in double figures with all six leading scorers coming off the bench, including McKinley Wright's team-best 30 points, 11 assists, and nine rebounds.
- Three Buffaloes average in double figures in scoring: McKinley Wright (16.6), George King (14.6), and Namon Wright (11.5). King also leads the squad in rebounding, averaging 8.6 rebounds per contest.
- Colorado ranks 23rd nationally in defensive rebounding (29.45) and 45th in rebounding margin (7.0). Individually, George King ranks 73rd in the country in rebounds per game (8.6) and 86th in defensive rebounds per contest (6.0).
- Colorado's roster of 15 players includes eight freshmen, four seniors, two sophomores, and one junior.
- Colorado and Iowa have played two common opponents: Drake and South Dakota State. The Hawkeyes beat Drake (94-60), but lost to South Dakota State (80-72) at the Cayman Islands Classic. The Buffaloes topped South Dakota State (112-103) in double overtime and edged Drake (86-81) at the Paradise Jam.
- Tad Boyle is in his eighth year at the helm of Colorado's basketball team. Boyle has 157 career wins at Colorado, ranking third on the Colorado all-time coaching list. Boyle has guided Colorado to four NCAA Tournaments and two NIT appearances.

### ALL-TIME SERIES RECORDS

Iowa leads the all-time series with Colorado, 4-3. Iowa has won the last two meetings against Colorado, including a 100-85 triumph in Boulder on Dec. 28, 1995.

The two schools played one previous neutral site contest with the Buffaloes topping the Hawkeyes, 75-54, in a Final Four Consolation Game played in Kansas City, Missouri.

### GARZA SHINES IN EARLY SEASON GAMES

Freshman Luka Garza ranks first on the team in rebounding (6.8) and blocked shots (1.2), second in free throws made (35) and attempts (63), and is fourth in scoring (9.9).

Garza has netted double figures in each of the last three games -- all wins (23 points versus Southern, 13 against Drake, and a team-best 17 versus Southern Utah). He had his best game as a collegiate player against Southern, registering personal bests in scoring (23) and rebounding (13). Garza was credited with a personal-best three steals in Iowa's triumph over Drake.

Garza has made 19 of his last 24 free throws (.792) after starting the season 16-of-39 (.410) from the charity stripe. Additionally, he has shot 50 percent or better from the field in each of the last six games, making a combined 22-of-36 (.611) during that span.

Against Chicago State on Nov. 10, Garza became the second Hawkeye in the last 20 years to register 16 points and five rebounds in their debut (Aaron White in 2011).

Garza followed up that performance against Chicago State (16 points, 5 rebounds) with a double-double against Alabama State. The native of Washington, D.C. had 11 points and a game-best 13 rebounds. Garza is the fifth Hawkeye to post a double-double in either his first or second game over the last 20 years, joining Dean Oliver, Reggie Evans, Devon Archie, and Aaron White. Garza's efforts in those first two wins garnered the forward Big Ten Freshman of the Week accolades.

### IOWA HISTORY

Iowa has played 2,753 games since beginning basketball in 1902. Iowa's overall record is 1,619-1,134 (.588). Iowa's 1,619 wins are 39th most among Division I programs. That includes a 1,035-361 (.741) record in home games, a 580-770 (.429) record in contests away from Iowa City, a 762-766 (.499) mark in Big Ten games and a 440-135 (.765) record in Carver-Hawkeye Arena.





### **COOKIN' WITH TYLER**

Tyler Cook ranks first in scoring (13.8) and is second in rebounding (6.6). Cook has made a team-best 58.2 percent of his field goal attempts (minimum 100 attempts). The native of St. Louis has grabbed six or more rebounds in 10 of 13 games, including a career-best 12 against Penn State. He had the best game of his collegiate career against UAB on Nov. 22 (29 points on 8-of-11 shooting from the field and 13-of-16 from the free throw line).

During Iowa's three-game win streak, Cook is averaging 15.7 points. He made 20-of-30 (.667) field goals and 7-of-9 (.778) free throws. He dunked the ball eight times during that stretch, including a season-high six versus Drake. Cook has 27 dunks this season.

Cook ranks 11th in the league in field goal accuracy (.582) and 16th in rebounding (6.6). He has one double-double to his credit this season (Penn State).

Not only has Cook done a good job getting to the free throw line, but making his foul shots. Cook ranks 63rd nationally in free throw attempts (71) and 91st in free throw makes (51).

### **BACK IN ACTION**

Sophomore forward Cordell Pemsil had successful sports hernia surgery in May. Pemsil did not participate in the Prime Time League nor Iowa's exhibition games overseas.

Pemsil is averaging six points and 5.8 rebounds in 12 contests. The native of Dubuque, Iowa, reached double figures for the third time this season, scoring 10 points and snagging eight rebounds before leaving Iowa's game at Iowa State on Dec. 7, due to injury. Pemsil did not play against Southern on Dec. 10, however returned to action versus Drake last Saturday posting eight rebounds and six points in 12 minutes of action. He contributed eight points and four rebounds in Iowa's victory over Southern Utah.

Pemsil netted a game-high 15 points in Iowa's win over Alabama State on Nov. 12. He had a personal-best 14 rebounds and a career-best six assists at Virginia Tech. The 14 boards against the Hokies are the third most by a Big Ten player this season.

Pemsil started 14 of 34 games a year ago, averaging 8.9 points and five rebounds per contest. The forward shot a single-season school record 61.7 percent (116-of-188) from the field his during freshman campaign.

### **FRAN McCAFFERY TO BE INDUCTED INTO SIENA HALL OF FAME**

The Siena Athletics Hall of Fame Class of 2017 includes former men's basketball head coach Fran McCaffery. McCaffery and three others, including former player Ronald Moore (2009-12), will be enshrined in a special ceremony on Feb. 18 at the Times Union Center, prior to the men's basketball game versus Monmouth.

McCaffery led Siena to the most decorated five-year run in program history, which culminated with the Saints being the only Division I program to win both their regular season and tournament championships for three consecutive years from 2008-10. The Philadelphia native amassed a 112-51 (.687) overall record from 2005-10, including a 68-22 (.756) mark in the MAAC. McCaffery guided Siena to four straight 20-win seasons and MAAC Tournament Championship Game appearances. Named the 2009-10 NABC District I Coach of the Year and 2008-09 MAAC Coach of the Year, he led Siena to school record-tying 27-win seasons in each of his last two years at the helm, which included a program record 15-game winning streak in his final campaign. McCaffery both recruited and coached four fellow Siena Athletics Hall of Famers, and three of the top-five scorers in program history.

### **CONNOR McCAFFERY TO PLAY FRESHMAN SEASON**

Freshman guard Connor McCaffery announced his decision earlier this month to play his freshman season on the basketball court. McCaffery will join the baseball team upon conclusion of the basketball season. A decision as to whether or not McCaffery will red-shirt baseball this spring will be determined at that time.

However, the guard's start to his freshman year started slow. After playing in Iowa's two exhibition games, McCaffery missed Iowa's first 10 regular season games. McCaffery sat out the first two games due to a sprained ankle, while missing the following eight outings due to illness (mono).

McCaffery played his first game of the season on Dec. 10, against Southern University.

### **THREE-GAME WIN STREAK STATISTICS**

#	Player	gp-gs	min	avg	Total		3-Point		F-Throw		Rebounds				pf	dq	a	to	blk	stl	pts	avg
					fg-fga	fg%	3fg-fga	3fg%	ft-fa	ft%	off	def	tot	avg								
55	Garza, Luka	3-0	55	18.3	16-27	.593	2-4	.500	19-24	.792	12	13	25	8.3	7	0	4	3	3	3	53	17.7
05	Cook, Tyler	3-3	65	21.7	20-30	.667	0-1	.000	7-9	.778	2	13	15	5.0	9	0	4	7	3	1	47	15.7
04	Moss, Isaiah	3-3	67	22.3	14-32	.438	8-21	.381	1-1	1.000	2	3	5	1.7	3	0	5	1	0	4	37	12.3
02	Nunge, Jack	3-3	51	17.0	8-13	.615	1-3	.333	8-9	.889	0	6	6	2.0	3	0	6	4	6	0	25	8.3
03	Bohannon, Jordan	3-3	83	27.7	8-21	.381	4-11	.364	2-3	.667	1	9	10	3.3	3	0	19	3	0	1	22	7.3
35	Pemsil, Cordell	2-0	21	10.5	5-6	.833	0-0	.000	4-5	.800	3	9	12	6.0	2	0	1	2	0	1	14	7.0
51	Baer, Nicholas	3-3	56	18.7	8-19	.421	2-8	.250	2-5	.400	9	18	27	9.0	4	0	9	5	2	8	20	6.7
01	Dailey, Maishe	3-0	52	17.3	6-16	.375	5-11	.455	0-0	.000	2	6	8	2.7	0	0	5	2	0	1	17	5.7
15	Kriener, Ryan	3-0	37	12.3	7-15	.467	0-2	.000	1-2	.500	1	8	9	3.0	2	0	7	2	1	3	15	5.0
24	Ellingson, Brady	3-0	30	10.0	5-9	.556	2-4	.500	1-1	1.000	0	1	1	0.3	0	0	1	0	0	0	13	4.3
30	McCaffery, Connor	3-0	41	13.7	1-2	.500	1-2	.500	2-3	.667	0	4	4	1.3	1	0	6	1	0	1	5	1.7
11	Rose, Charlie	3-0	5	1.7	1-3	.333	0-2	.000	0-0	.000	0	2	2	0.7	0	0	1	1	0	0	2	0.7
20	Till, Riley	3-0	9	3.0	1-3	.333	0-2	.000	0-0	.000	0	0	0	0.0	2	0	0	0	0	0	2	0.7
00	Wagner, Ahmad	3-0	19	6.3	0-1	.000	0-1	.000	1-2	.500	1	3	4	1.3	4	0	1	1	0	0	1	0.3
25	Uhl, Dom	3-0	9	3.0	0-0	.000	0-0	.000	0-0	.000	0	2	2	0.7	0	0	1	1	1	0	0	0.0
Team											1	4	5									
Total.....		3	600		100-197	.508	25-72	.347	48-64	.750	34	101	135	45.0	40	0	70	33	16	23	273	91.0
Opponents.....		3	600		69-186	.371	20-73	.274	30-43	.698	24	74	98	32.7	61	0	35	42	4	16	188	62.7



### **MISSING IN ACTION**

Iowa's game against Drake University on Dec. 16, was the first regular season game this season where Iowa had all 16 players active.

- Connor McCaffery: first 10 games (2 games, ankle; 8 games mono)
- Nicholas Baer: first six games (finger)
- Ahmad Wagner: UAB (shoulder)
- Ryan Kriener: Indiana (concussion)
- Cordell Pems: Southern University (leg laceration)

### **STANDING TALL**

Iowa has a nine players on its 16-play roster who stand 6-foot-7 or taller. The Hawkeyes own a +7.2 rebounding margin, which ranks fifth in the Big Ten and 41st nationally. Iowa averages 41.8 rebounds per game, which ranks 13th in the country. Iowa has only averaged 40 rebounds or more per game once since the 1996-97 season (40.3 in 2013-14).

### **IOWA'S 2017-18 STATISTICAL COMPARISONS**

	All Games	Big Ten	Home Games	Away Games	Iowa Wins	Iowa Losses
Record	7-6	0-2	5-1	2-5	7-0	0-6
Points	81.0	68.5	88.0	75.0	91.4	68.8
Opp. Pts	72.6	77.0	65.8	78.4	66.7	79.5
FG%	.477	.422	.510	.451	.528	.421
FG Def.	.417	.423	.384	.446	.393	.445
3-PT%	.375	.389	.394	.358	.410	.333
3-pt. Def.	.330	.455	.321	.337	.290	.378
FT%	.661	.567	.667	.653	.690	.596
REB	41.8	40.5	43.3	40.4	41.6	42.0
AST	19.2	16.5	21.8	16.9	22.3	15.5
TO	13.9	18.0	12.7	15.0	11.9	16.3
STL	6.1	5.5	7.2	5.1	7.3	4.7
BLK	4.9	6.0	6.5	3.6	5.6	4.2

### **BOHANNON NAMED CANDIDATE FOR BOB COUSY AWARD**

Sophomore Jordan Bohannon is on the 20-player watch list for the 2018 Bob Cousy Point Guard of the Year Award. The annual honor recognizes the top point guards in Division I men's college basketball. A national committee comprised of top college basketball personnel determined the watch list of 20 candidates.

Bohannon joins Minnesota's Nate Mason and Bryant McIntosh of Northwestern as the only Big Ten student-athletes on the national list.

The native of Marion, Iowa, has had a great start to the 2017-18 campaign, dishing out a team-best 63 assists, and averaging 11.9 points. He is shooting a Big Ten-best 46 percent (minimum 75 attempts) from 3-point range and 82.8 percent (24-of-29) from the free throw line. He is averaging 2.7 3-pointers made per game, which ranks second in the league and 103rd in the country. His 46 percent shooting from 3-point range ranks 37th nationally.

Bohannon, one of five players named to the All-Big Ten Freshman Team, led the Hawkeyes in assists (175) and 3-pointers made (89), and was third in scoring (10.9 ppg). He was one of only two freshmen in the country over the last 25 seasons to register 175+ assists and 85+ 3-pointers. His 89 triples shattered Iowa's single-season freshman record, besting Matt Gatens' previous mark of 52 set in 2009. Bohannon's 175 assists are the most by an Iowa freshman and rank eighth-best by any Hawkeye player in a single season. He finished the season by posting a school-record three straight double-doubles in points and assists (Indiana, South Dakota, and TCU). Bohannon helped lead Iowa to a win at nationally-ranked Maryland, draining eight 3-pointers (8-of-10) -- the most by a Hawkeye rookie and one shy of Chris Kingsbury's school record.

### **TRIPLE PLAY**

Jordan Bohannon finished his rookie season with a flurry, posting a school-record three straight double-doubles in points and assists.

Bohannon tallied 24 points and 10 assists against Indiana at the Big Ten Tournament on March 9. The native of Marion, Iowa, then registered 19 points and 11 assists against South Dakota on March 15 in the first round of the NIT. Bohannon bested that performance again on March 19, posting personal bests in scoring (25) and assists (13). The 13 helpers are the most by a Hawkeye in a postseason game.

### **COACHING EXPERIENCE**

Fran McCaffery has the most experienced coaching staffs in the country. The Iowa men's basketball staff has 58 years of combined collegiate head coaching experience and more than 125 years of collegiate coaching under their belts. Listed below are the number of years of head coaching experience on the Iowa staff.

Coach	Years
Fran McCaffery	21 years
Kirk Speraw	20 years
Sherman Dillard	10 years
Andrew Francis	2 years
Al Seibert	5 years

### **HAWKEYE FASTBREAKS**

- Iowa scored 90 points or more nine times in 2016-17. The Hawkeyes netted 90-plus points in six of their seven victories.
- Iowa has won 50 of its last 54 nonconference home games, dating back to 2012.
- Iowa is one of only three teams to have posted a Big Ten record of .500 or better each of the last five seasons (Michigan State and Wisconsin).
- Iowa is 72-15 when scoring 80 points or more, the last eight seasons. The Hawkeyes are 67-2 when holding opponents to fewer than 61 points, the last eight years.
- Fran McCaffery and his coaching staff are the first in program history to win 18 games or more in six straight seasons. McCaffery's 137 victories rank second behind Tom Davis (152) for most in the first seven seasons as Iowa's head coach.
- Fran McCaffery has guided Iowa to upper division finishes in the Big Ten in each of the last five seasons. McCaffery has accumulated 17 first division finishes in 21 years as a head coach.

### **HAWKEYES GO UNDEFEATED IN EUROPE**

Iowa finished its European Tour with a perfect record in August notching wins in Germany, Switzerland, and Italy.

Four Hawkeyes averaged in double figures in the four games. Freshman Luka Garza averaged a double-double (22.5 points, 10.3 rebounds), sophomore Isaiah Moss averaged 12.5 points, Cook averaged 12.3 points, while Ryan Kriener averaged 11.3 points. As a team, the Hawkeyes shot 48.6 percent from the field, out-rebounded their opponents by 18, and had a +5.8 turnover margin.

Iowa played its first game in Germany, the home of Hawkeye senior Dom Uhl. The native of Frankfurt, Germany, had seven points, seven rebounds, three assists, two steals, and a block in his homecoming.

Garza led the team in scoring in all four games.



## IOWA SIGNS 2 PREP STANDOUTS

Joe Wieskamp and C.J. Fredrick signed a National Letter of Intent to attend the University of Iowa on Nov. 8, 2017.

### C.J. Fredrick

Guard, 6-foot-4, 185 pounds

Cincinnati, Ohio (Covington Catholic High School)

- Averaged 19.7 ppg, 3.2 rpg, and 1.5 spg in 19 games as a junior
- Helped led Covington HS to district championship & regional runners-up honors... team ranked sixth in the state both his junior & senior seasons
- Team captain as a junior and senior
- Made 134-of-246 field goal attempts (.545), including 38-of-94 (.404) from 3-point range as a junior
- Averaged 10.7 ppg, 2.7 rpg, and 1.6 apg as a sophomore
- 2017 Most Outstanding Player 35th District Boys Basketball Tournament
- Helped his team place third at the 2016 King of the Bluegrass Tournament, while earning all-tournament team accolades
- Played on the Indian Elite AAU squad and head coach Mike Fox
- 2016 and 2017 All-Conference Division 1 All-Star Team
- 2016 & 2017 Northern Kentucky Coaches Association All-Star Team
- 2017 Adidas AAU No. 1 Class of 2018 Top 3-Point Percentage Shooter (.506)

### FRAN McCAFFERY ON C.J. FREDRICK

"C.J. is a good shooter and scorer, but also is a good ball handler and creates shots for other people. He's equally adept at making plays for himself and his teammates that help you win. C.J. is fiercely competitive and can play multiple positions. He felt comfortable here during the recruiting process, watched us on TV, and really studied our program. I coached his uncle and have known his father for a long time."

### Joe Wieskamp (pronounced WEEZ-kamp)

Guard, 6-foot-7, 195 pounds

Muscataine, Iowa (Muscataine High School)

- School record holder in career points (1,573), points in a single-game (50), 3-pointers in a single-season (62), scoring average (30.4 ppg), and career rebounds
- Averaged a school-record 30.4 points per game as a junior
- Made a school-record 62 3-pointers last season as a junior
- Team captain his senior year
- Two-time first team all-state honoree
- 2017 Iowa Gatorade Player of the Year
- Currently ranked 40th and 68th by Rivals and ESPN, respectively, in the Class of 2018
- Averaged 18.6 points as a freshman, 21.6 points as a sophomore, and 30.4 points as a junior
- 2017 All-Iowa Boys Basketball Elite Team (Des Moines Register)
- MAC Player of the Year as a junior
- Three-time first-team All-MAC Player
- Also played on the Iowa Barnstormers AAU program
- Member of the Adidas US-Select Team
- NBPA Top 100 All-Tournament Team
- Excels in the classroom, boasting a 4.0 GPA
- National Honor Society member

### FRAN McCAFFERY ON JOE WIESKAMP

"Not only is Joe is an incredibly versatile player, but he is a person with terrific character, basketball intellect, and commitment to the team. He has one of the best 3-point shooting strokes I have ever seen. We could not be more thrilled because he epitomizes everything you look for. He understands how to win and does what it takes to win."

## RECENT GRADUATES PLAYING PROFESSIONAL BASKETBALL

A number of recent Iowa basketball graduates are playing professionally: Melsahn Basabe (Poland), Anthony Clemmons (Kazakhstan), Gabriel Olaseni (Spain), Jarrod Uthoff (NBA G League: Fort Wayne Mad Ants), Peter Jok (NBA G League: Northern Arizona Suns), Adam Woodbury (NBA G League: Westchester Knicks), and Aaron White (Lithuania).

## RECENT BIG TEN SUCCESS

Below is a list of conference wins the last three years and four years. The Hawkeyes rank high in both breakdowns.

### Last 3 Years (2015-17)

1.	Wisconsin .....	40
2.	Purdue .....	38
	Maryland .....	38
4.	Michigan State .....	35
5.	IOWA .....	34
6.	Indiana .....	31
7.	Ohio State .....	29
8.	Michigan .....	28
9.	Northwestern .....	24
10.	Illinois .....	22
11.	Minnesota .....	19
12.	Nebraska .....	17
	Penn State .....	17
14.	Rutgers .....	6

### Last 4 Years (2014-17)

1.	Wisconsin .....	52
2.	Michigan State .....	47
3.	IOWA .....	43
	Michigan .....	43
	Purdue .....	43
6.	Ohio State .....	39
7.	Indiana .....	38
8.	Northwestern .....	30
9.	Illinois .....	29
10.	Nebraska .....	28
11.	Minnesota .....	27
12.	Penn State .....	23

## A CLOSER LOOK AT IOWA'S FRESHMEN PRODUCTION IN 2016-17

- Iowa's six freshmen accounted for 48.8 percent of Iowa's offense, besting Iowa's 1943-44 freshmen class who averaged 40.7 points.
- Iowa freshmen scored in double figures a program-best 62 times, besting the 1997-98 squad (42).
- For the first time in program history, Iowa had four freshmen score at least 20 points in a single game: Tyler Cook (24 vs. Seton Hall; 21 at Maryland); Jordan Bohannon (24 at Maryland; 23 at Notre Dame; 24 vs. Indiana; 25 vs. TCU); Isaiah Moss (21 vs. Stetson); Cordell Pemsil (21 vs. Stetson).
- For the first time in school history, Iowa had five freshmen reach double digits in scoring in a game throughout the season: Tyler Cook, Jordan Bohannon, Cordell Pemsil, Ryan Kriener, and Isaiah Moss.
- Iowa freshmen accumulated 96 combined starts, which is the most in program history.
- Iowa rookies combined to average 15.4 rebounds per game, second behind the 2000-01 squad (16.3 rpg).

## WEEKLY NEWS CONFERENCE SCHEDULE

Head coach Fran McCaffery will hold a weekly news conference and teleconferences to discuss his team preview upcoming games. Below are the upcoming dates:

### News Conference Schedule

Jan. 16 (Tues.); Jan. 29 (Mon., 2 pm); Feb. 5 (Mon, 2 pm); Feb. 16 (Fri.)

### Teleconferences

Dec. 21 (Thurs.); Dec. 28 (Thurs.); Jan. 9 (Tues.); Jan. 19 (Fri.); Jan. 22 (Mon.)

## IOWA HEADSHOTS AVAILABLE ONLINE

Up-to-date head shots of all Iowa players and coaches are available on the internet at [pics.hawkeyesports.com](http://pics.hawkeyesports.com).

## ON THE HORIZON

Friday will be Iowa's final game before Christmas. After a brief break, the Hawkeyes will return to action on Friday, Dec. 29, in their nonconference home finale against Northern Illinois (7 p.m.). Tickets are still available via [hawkeyesports.com/tickets](http://hawkeyesports.com/tickets).



# 51 NICHOLAS BAER

RS-Junior • Forward • 6-7 • 210  
Bettendorf, Iowa • Bettendorf HS



## 2017-18 GAME-BY-GAME STATS

				Total		3-Pointers		Free throws		Rebounds										
Opponent	Date	gs	min	fg-fga	pct	3fg-fga	pct	ft-fa	pct	off	def	tot	avg	pf	a	t/o	blk	stl	pts	avg
at Virginia Tech	11/28/17		22	2-9	.222	1-5	.200	0-0	.000	1	3	4	4.0	2	0	2	0	1	5	5.0
PENN STATE	12/02/17	*	26	2-7	.286	0-3	.000	0-0	.000	3	2	5	4.5	1	0	2	2	0	4	4.5
at Indiana	12/04/17		14	1-3	.333	1-3	.333	0-0	.000	0	3	3	4.0	4	1	3	3	1	3	4.0
at Iowa State	12/07/17		21	3-7	.429	2-5	.400	0-0	.000	5	2	7	4.8	4	2	2	0	0	8	5.0
SOUTHERN	12/10/17	*	12	1-3	.333	1-2	.500	1-3	.333	1	2	3	4.4	2	2	1	0	1	4	4.8
vs Drake	12/16/17	*	23	5-12	.417	1-4	.250	0-1	.000	5	9	14	6.0	1	5	2	1	5	11	5.8
SOUTHERN UTAH	12/19/17	*	21	2-4	.500	0-2	.000	1-1	1.000	3	7	10	6.6	1	2	2	1	2	5	5.7
Totals		4	139	16-45	.356	6-24	.250	2-5	.400	18	28	46	6.6	15	12	14	7	10	40	5.7

### SEASON / CAREER STATS

#### POINTS

SEASON: 11 VS. DRAKE (12/16/17)  
CAREER: 20 VS. PENN STATE (3/5/17)

#### REBOUNDS

SEASON: 14 VS. DRAKE (12/16/17)  
CAREER: 14 VS. DRAKE (12/16/17)

#### ASSISTS

SEASON: 5 VS. DRAKE (12/16/17)  
CAREER: 6 VS. SAVANNAH STATE (11/13/16)

#### BLOCKS

SEASON: 3 AT INDIANA (12/4/17)  
CAREER: 6, 2X, LAST AT NEBRASKA (1/5/17)

#### STEALS

SEASON: 5 VS. DRAKE (12/16/17)  
CAREER: 5 VS. DRAKE (12/16/17)

#### MINUTES

SEASON: 26 VS PENN STATE (12/2/17)  
CAREER: 35 VS. INDIANA (2/21/17)

#### FIELD GOALS MADE

SEASON: 5 VS. DRAKE (12/16/17)  
CAREER: 8 VS. TENNESSEE TECH (12/22/15)

#### FIELD GOALS ATTEMPTED

SEASON: 12 VS. DRAKE (12/16/17)  
CAREER: 13 VS. VILLANOVA (3/20/16)

#### 3-POINT FIELD GOALS MADE

SEASON: 2 AT IOWA STATE (12/7/17)  
CAREER: 4, 4X, LAST VS. TCU (3/19/17)

#### 3-POINT FIELD GOALS ATTEMPTED

SEASON: 5, 2X, LAST AT IOWA STATE (12/7/17)  
CAREER: 7, 2X, LAST VS. ILLINOIS (2/18/17)

#### FREE THROWS MADE

SEASON: 1, 2X LAST VS. SOUTHERN UTAH (12/19/17)  
CAREER: 6 VS. IOWA STATE (12/8/16)

#### FREE THROWS ATTEMPTED

SEASON: 3 VS. SOUTHERN (12/10/17)  
CAREER: 7 VS. IOWA STATE (12/8/16)

- Missed Iowa's first six games due to a broken pinky finger in non-shooting hand (left)
- Led team in rebounding grabbing double digit rebounds in each of the last two games (Drake, Southern Utah)
- Started four games, including the last three (wins over Southern, Drake, Southern Utah)
- Stuffed the stat sheet in win over Drake with a career-high 14 rebounds and five steals, while also being credited with five assists and 11 points
- Made at least one 3-pointer in five of seven games played
- Blocked a team-best three shots at Indiana
- Started first game of the year posting season bests in rebounds (5) and blocks (2) versus Penn State
- Awarded the 2017 Big Ten Sixth Man of the Year as a sophomore
- Two-time Academic All-Big Ten honoree
- Only Division I player in 2016-17 and only Big Ten player over the last 25 seasons to amass 250 points, 45 steals, 45 3-pointers, and 40+ blocked shots in a season

## PRODUCTION TRACKER

	Season	Career
Scored 10+ Points:	1	16
Scored 15+ Points:	0	4
Scored 20+ Points:	0	1
Had 5+ Assists:	1	3
Had 3+ Blocks:	1	8
Had 3+ Steals:	1	8
Made 3+ 3-Pointers:	0	10
Led Team in Scoring:	0	2
Led Team in Rebounding:	2	15
Led Team in Assists:	0	1
Led Team in Steals:	3	16
Led Team in Blocks:	2	23
Double-Double:	1	4



## CAREER STATS

YEAR	G/GS	FG-A	PCT	3-PT	PCT	FT-A	PCT	RB	AVG	PF-FO	AS	TO	BK	ST	PTS	AVG
Fresh.	33/0	61-123	.496	26-66	.394	10-15	.667	85	2.6	49-0	17	17	19	23	158	4.8
Soph.	34/10	91-203	.448	46-116	.397	27-44	.614	197	5.8	78-1	59	27	43	48	255	7.5
Junior	7/4	16-45	.356	6-24	.250	2-5	.400	46	6.6	15-0	12	14	7	10	40	5.7
TOTALS	74/14	168-371	.453	78-206	.379	39-64	.609	328	4.4	142-1	88	58	69	81	453	6.1





# 3 JORDAN BOHANNON

Sophomore • Guard • 6-0 • 180  
Marion, Iowa • Linn-Mar HS



## 2017-18 GAME-BY-GAME STATS

Opponent	Date	gs	min	Total		3-Pointers		Free throws		Rebounds				pf	a	t/o	blk	stl	pts	avg	
				fg-fga	pct	3fg-fga	pct	ft-fa	pct	off	def	tot	avg								
CHICAGO STATE	11/10/17	*	21	4-10	.400	4-7	.571	0-0	.000	0	1	1	1.0	1	6	0	0	1	12	12.0	
ALABAMA STATE	11/12/17	*	18	1-4	.250	1-4	.250	2-2	1.000	0	1	1	1.0	1	6	1	0	0	5	8.5	
GRAMBLING STATE	11/16/17	*	28	1-7	.143	1-4	.250	9-10	.900	1	1	2	1.3	2	7	1	0	2	12	9.7	
vs Louisiana	11/20/17	*	36	7-16	.438	4-9	.444	3-4	.750	0	1	1	1.3	2	1	4	0	0	21	12.5	
vs South Dakota State	11/21/17	*	32	2-5	.400	2-5	.400	1-2	.500	1	1	2	1.4	3	7	1	0	0	7	11.4	
vs UAB	11/22/17	*	35	9-12	.750	6-8	.750	6-6	1.000	0	1	1	1.3	1	4	2	0	1	30	14.5	
at Virginia Tech	11/28/17	*	36	4-12	.333	4-8	.500	0-0	.000	0	2	2	1.4	1	3	2	0	0	12	14.1	
PENN STATE	12/02/17	*	34	3-6	.500	2-4	.500	0-0	.000	0	2	2	1.5	2	4	3	0	1	8	13.4	
at Indiana	12/04/17	*	29	2-8	.250	2-6	.333	1-2	.500	0	4	4	1.8	1	4	5	0	0	7	12.7	
at Iowa State	12/07/17	*	31	7-13	.538	5-10	.500	0-0	.000	0	1	1	1.7	3	2	4	0	0	19	13.3	
SOUTHERN	12/10/17	*	25	1-6	.167	0-3	.000	2-2	1.000	0	3	3	1.8	1	5	0	0	1	4	12.5	
vs Drake	12/16/17	*	29	6-8	.750	3-4	.750	0-1	.000	0	2	2	1.8	0	7	1	0	0	15	12.7	
SOUTHERN UTAH	12/19/17	*	29	1-7	.143	1-4	.250	0-0	.000	1	4	5	2.1	2	7	2	0	0	3	11.9	
Totals			13	383	48-114	.421	35-76	.461	24-29	.828	3	24	27	2.1	20	63	26	0	6	155	11.9

### SEASON / CAREER STATS

#### POINTS

SEASON: 30 vs. UAB (11/22/17)  
CAREER: 30 vs. UAB (11/22/17)

#### REBOUNDS

SEASON: 5 vs. SOUTHERN UTAH (12/19/17)  
CAREER: 5, 4x, LAST vs. SOUTHERN UTAH (12/19/17)

#### ASSISTS

SEASON: 7, 4x, LAST vs. SOUTHERN UTAH (12/19/17)  
CAREER: 13 vs. TCU (3/19/17)

#### BLOCKS

SEASON: ---  
CAREER: 1, 2x, LAST AT MINNESOTA (2/8/17)

#### STEALS

SEASON: 2, 2x, LAST vs. GRAMBLING ST (11/16/17)  
CAREER: 4, 2x, LAST vs. INDIANA (2/21/17)

#### MINUTES

SEASON: 36, 2x, LAST AT VIRGINIA TECH (11/28/17)  
CAREER: 45 AT MINNESOTA (2/8/17)

#### FIELD GOALS MADE

SEASON: 9 vs. UAB (11/22/17)  
CAREER: 9 vs. UAB (11/22/17)

#### FIELD GOALS ATTEMPTED

SEASON: 16 vs. LOUISIANA (11/20/17)  
CAREER: 18 AT NOTRE DAME (11/29/16)

#### 3-POINT FIELD GOALS MADE

SEASON: 6 vs. UAB (11/22/17)  
CAREER: 8 AT MARYLAND (2/25/17)

#### 3-POINT FIELD GOALS ATTEMPTED

SEASON: 10 AT IOWA STATE (12/7/17)  
CAREER: 15 AT NOTRE DAME (11/29/16)

#### FREE THROWS MADE

SEASON: 9 vs. GRAMBLING STATE (11/16/17)  
CAREER: 9 vs. GRAMBLING STATE (11/16/17)


#### FREE THROWS ATTEMPTED

SEASON: 10 vs. GRAMBLING STATE (11/16/17)  
CAREER: 10 vs. GRAMBLING STATE (11/16/17)

- Ranks 37th in the country in 3-point percentage (.461) and 103rd in 3-pointers made (2.7)
- Made four or more 3-pointers five times, including a season-high six in victory versus UAB
- Credited with seven assists four times this season, including each of the last two games (Drake, Southern Utah)
- Dished out a game-high five assists and had zero turnovers in win over Southern University
- Tallied a team-best 19 points, bolstered by 5-of-10 shooting from 3-point range, at Iowa State
- Made first four 3-point attempts at Virginia Tech, finishing the game with 12 points on 4-of-8 from 3-point range
- Posted career bests in free throws made (9) and attempted (10) in win over Grambling State
- Missed only five free throws attempts (24-of-29, .828)
- Averaged a team-best 19.3 points and 4.0 assists in three games at the Cayman Islands Classic
- Scored a career-best 30 points, bolstered by 6-of-8 shooting from 3-point range, in win over UAB
- One of only two freshmen nationally the last 25 years to register 175+ assists and 85+ 3-pointers
- His 175 assists are most by a Hawkeye freshman in a single-season, besting Jeff Horner's 140 in 2003

## PRODUCTION TRACKER

	Season	Career
Scored 10+ Points:	7	24
Scored 15+ Points:	4	14
Scored 20+ Points:	2	7
Had 5+ Assists:	6	25
Had 3+ Blocks:	0	0
Had 3+ Steals:	0	2
Made 3+ 3-Pointers:	5	18
Led Team in Scoring:	2	9
Led Team in Rebounding:	0	0
Led Team in Assists:	11	34
Led Team in Steals:	2	9
Led Team in Blocks:	0	0
Double-Double:	0	3



## CAREER STATS

YEAR	G/GS	FG-A	PCT	3-PT	PCT	FT-A	PCT	RB	AVG	PF-FO	AS	TO	BK	ST	PTS	AVG
Fresh.	34/28	118-304	.388	89-214	.416	47-55	.855	76	2.2	55-0	175	76	2	29	372	10.9
Soph.	13/13	48-114	.421	35-76	.461	24-29	.828	27	2.1	20-0	63	26	0	6	155	11.9
TOTALS	47/41	166-418	.397	124-290	.428	71-84	.845	103	2.2	75-0	238	100	2	35	527	11.2

# 5 TYLER COOK

Sophomore • Forward • 6-9 • 255  
St. Louis, Missouri • Chaminade Prep



## 2017-18 GAME-BY-GAME STATS

Opponent	Date	gs	min	Total		3-Pointers		Free throws		Rebounds											
				fg-fga	pct	3fg-fga	pct	ft-fa	pct	off	def	tot	avg	pf	a	t/o	blk	stl	pts	avg	
CHICAGO STATE	11/10/17	*	21	4-4	1.000	0-0	.000	4-7	.571	2	4	6	6.0	1	3	0	0	1	12	12.0	
ALABAMA STATE	11/12/17	*	16	4-8	.500	0-1	.000	2-4	.500	2	4	6	6.0	2	2	0	0	1	10	11.0	
GRAMBLING STATE	11/16/17	*	29	4-6	.667	0-0	.000	7-8	.875	4	3	7	6.3	4	1	3	1	1	15	12.3	
vs Louisiana	11/20/17	*	22	2-5	.400	0-0	.000	2-2	1.000	2	4	6	6.3	2	0	0	0	0	6	10.8	
vs South Dakota State	11/21/17	*	28	4-10	.400	0-0	.000	3-4	.750	1	5	6	6.2	5	1	1	2	0	11	10.8	
vs UAB	11/22/17	*	35	8-11	.727	0-0	.000	13-16	.813	1	5	6	6.2	4	1	3	0	0	29	13.8	
at Virginia Tech	11/28/17	*	29	6-10	.600	0-0	.000	4-6	.667	1	8	9	6.6	3	1	2	2	0	16	14.1	
PENN STATE	12/02/17	*	34	7-13	.538	0-0	.000	9-13	.692	7	5	12	7.3	1	4	5	0	1	23	15.3	
at Indiana	12/04/17	*	14	4-8	.500	1-1	1.000	0-0	.000	4	1	5	7.0	3	0	3	0	1	9	14.6	
at Iowa State	12/07/17	*	25	1-5	.200	0-2	.000	0-2	.000	4	4	8	7.1	2	5	3	0	0	2	13.3	
SOUTHERN	12/10/17	*	17	3-5	.600	0-0	.000	2-2	1.000	0	4	4	6.8	4	0	1	2	0	8	12.8	
vs Drake	12/16/17	*	26	10-13	.769	0-1	.000	3-3	1.000	1	3	4	6.6	3	3	6	0	1	23	13.7	
SOUTHERN UTAH	12/19/17	*	22	7-12	.583	0-0	.000	2-4	.500	1	6	7	6.6	2	1	0	1	0	16	13.8	
Totals			13	318	64-110	.582	1-5	.200	51-71	.718	30	56	86	6.6	36	22	27	8	6	180	13.8

### SEASON / CAREER STATS

#### POINTS

SEASON: 29 vs. UAB (11/22/17)

CAREER: 30 vs. UAB (11/22/17)

#### REBOUNDS

SEASON: 12 vs. PENN STATE (12/2/17)

CAREER: 12 vs. PENN STATE (12/2/17)

#### ASSISTS

SEASON: 5 AT IOWA STATE (12/7/17)

CAREER: 5 AT IOWA STATE (12/7/17)

#### BLOCKS

SEASON: 2, 3X, LAST vs. SOUTHERN (12/10/17)

CAREER: 2, 3X, LAST vs. SOUTHERN (12/10/17)

#### STEALS

SEASON: 1, 5X, LAST vs. DRAKE (12/16/17)

CAREER: 3 AT RUTGERS (1/31/17)

#### MINUTES

SEASON: 35 vs. UAB (11/22/17)

SEASON: 35 vs. UAB (11/22/17)

#### FIELD GOALS MADE

SEASON: 10 vs. DRAKE (12/16/17)

CAREER: 10 vs. DRAKE (12/16/17)

#### FIELD GOALS ATTEMPTED

SEASON: 13, 2X LAST vs. DRAKE (12/16/17)

CAREER: 15 vs. SETON HALL (11/17/16)

#### 3-POINT FIELD GOALS MADE

SEASON: 1 AT INDIANA (12/4/17)

CAREER: 1, 2X, LAST AT INDIANA (12/4/16)

#### 3-POINT FIELD GOALS ATTEMPTED

SEASON: 2 AT IOWA STATE (12/7/17)

CAREER: 3 vs. SETON HALL (11/17/16)

#### FREE THROWS MADE

SEASON: 13 vs. UAB (11/22/17)

CAREER: 13 vs. UAB (11/22/17)

#### FREE THROWS ATTEMPTED

SEASON: 13, 2X LAST vs. PENN STATE (12/2/17)

CAREER: 13, 2X LAST vs. PENN STATE (12/2/17)

- Grabbed six or more rebounds in 10 of Iowa's 13 games
- Dunked the ball 27 times this season, including a season-best six in Iowa's win over Drake
- Scored in double figures a team-best nine times
- Made a team-best 58 percent of his field goal attempts and has team bests in FTs made (51) and attempted (71)
- Ranks 11th in the Big Ten in field goal percentage (.582) and 16th in rebounding (6.6)
- Netted a game-high 23 points on 10-of-13 shooting from the field and 3-of-3 from the FT line in win over Drake
- Scored a season-low two points at Iowa State, but posted team bests in assists (5) and rebounds (8)
- Posted first double-double of the season, totaling game bests in scoring (23) and rebounding (12) vs. Penn State
- Averaged 15.3 points and six rebounds in three games at the Cayman Islands Classic
- Poured in a career-best 29 points (8-of-11 FG, 13-of-16 FT) in win over UAB
- His 13 free throws made versus UAB are the fourth most in the Fran McCaffery era (2010-present)
- Equaled a career best with two rejections versus South Dakota State at Cayman Islands Classic
- Had his 22 consecutive field goals made streak snapped on his first attempt against Alabama State; streak spanned four games, dating back to the second half of the Indiana game at the Big Ten Tournament on March 9

## PRODUCTION TRACKER

	Season	Career
Scored 10+ Points:	9	28
Scored 15+ Points:	6	13
Scored 20+ Points:	3	5
Had 5+ Assists:	0	0
Had 3+ Blocks:	0	0
Had 3+ Steals:	0	1
Made 3+ 3-Pointers:	0	0
Led Team in Scoring:	2	4
Led Team in Rebounding:	4	14
Led Team in Assists:	1	2
Led Team in Steals:	2	5
Led Team in Blocks:	2	9
Double-Double:	1	3



## CAREER STATS

YEAR	G/GS	FG-A	PCT	3-PT	PCT	FT-A	PCT	RB	AVG	PF-FO	AS	TO	BK	ST	PTS	AVG
Fresh.	27/26	128-231	.554	2-8	.250	73-122	.598	143	5.3	67-0	26	65	11	18	331	12.3
Soph.	13/13	64-110	.582	1-5	.200	51-71	.718	86	6.6	36-1	22	27	8	6	180	13.8
TOTALS	40/39	192-341	.563	3-13	.231	124-193	.642	229	5.7	103-1	48	92	19	24	511	12.8



# 1 MAISHE DAILEY

Sophomore • Guard • 6-7 • 195  
Beachwood, Ohio • Beachwood HS



## 2017-18 GAME-BY-GAME STATS

Opponent	Date	gs	min	Total		3-Pointers		Free throws		Rebounds				pf	a	t/o	blk	stl	pts	avg
				fg-fga	pct	3fg-fga	pct	ft-fa	pct	off	def	tot	avg							
CHICAGO STATE	11/10/17		18	3-5	.600	1-2	.500	3-3	1.000	1	1	2	2.0	1	1	3	0	0	10	10.0
ALABAMA STATE	11/12/17		20	4-10	.400	2-6	.333	1-2	.500	0	2	2	2.0	0	3	0	0	2	11	10.5
GRAMBLING STATE	11/16/17		7	1-2	.500	1-2	.500	0-0	.000	0	0	0	1.3	0	1	0	0	0	3	8.0
vs Louisiana	11/20/17		17	1-2	.500	0-1	.000	2-2	1.000	0	1	1	1.3	0	2	0	0	0	4	7.0
vs South Dakota State	11/21/17		5	0-2	.000	0-2	.000	0-0	.000	0	0	0	1.0	0	0	0	0	0	0	5.6
vs UAB	11/22/17		20	1-2	.500	1-1	1.000	4-4	1.000	0	2	2	1.2	1	1	0	0	0	7	5.8
at Virginia Tech	11/28/17		12	2-5	.400	0-2	.000	0-0	.000	0	0	0	1.0	1	0	2	0	0	4	5.6
PENN STATE	12/02/17		4	0-0	.000	0-0	.000	0-0	.000	0	0	0	0.9	0	0	0	0	0	0	4.9
at Indiana	12/04/17		21	1-7	.143	1-4	.250	0-0	.000	0	5	5	1.3	0	4	0	0	0	3	4.7
at Iowa State	12/07/17		18	2-4	.500	2-3	.667	0-0	.000	0	6	6	1.8	1	0	1	0	0	6	4.8
SOUTHERN	12/10/17		21	3-9	.333	3-6	.500	0-0	.000	2	2	4	2.0	0	2	0	0	0	9	5.2
vs Drake	12/16/17		13	0-1	.000	0-1	.000	0-0	.000	0	1	1	1.9	0	1	1	0	0	0	4.8
SOUTHERN UTAH	12/19/17		18	3-6	.500	2-4	.500	0-0	.000	0	3	3	2.0	0	2	1	0	1	8	5.0
Totals		0	194	21-55	.382	13-34	.382	10-11	.909	3	23	26	2.0	4	17	8	0	3	65	5.0

## SEASON / CAREER STATS

### POINTS

SEASON: 12 VS. ALABAMA STATE (11/12/17)  
CAREER: 12 VS. ALABAMA STATE (11/12/17)

### REBOUNDS

SEASON: 6 AT IOWA STATE (12/7/17)  
CAREER: 7 VS. DELAWARE STATE (12/22/16)

### ASSISTS

SEASON: 4 AT INDIANA (12/4/17)  
CAREER: 8 VS. ALABAMA STATE (11/12/17)

### BLOCKS

SEASON: ---  
CAREER: 1 VS. SAVANNAH STATE (11/13/16)

### STEALS

SEASON: 2 VS. ALABAMA STATE (11/12/17)  
CAREER: 2, 2X, LAST VS. ALABAMA ST (11/12/17)

### MINUTES

SEASON: 21, 2X LAST VS. SOUTHERN (12/10/17)  
CAREER: 21, 3X, LAST VS. SOUTHERN (12/10/17)

### FIELD GOALS MADE

SEASON: 4 VS. ALABAMA STATE (11/12/17)  
CAREER: 4 VS. ALABAMA STATE (11/12/17)

### FIELD GOALS ATTEMPTED

SEASON: 10 VS. ALABAMA STATE (11/12/17)  
CAREER: 10 VS. ALABAMA STATE (11/12/17)

### 3-POINT FIELD GOALS MADE

SEASON: 3 VS. SOUTHERN (12/10/17)  
CAREER: 3 VS. SOUTHERN (12/10/17)

### 3-POINT FIELD GOALS ATTEMPTED

SEASON: 6, 2X, LAST VS. SOUTHERN (12/10/17)  
CAREER: 7 VS. DELAWARE STATE (12/22/16)

### FREE THROWS MADE

SEASON: 4 VS. UAB (11/22/17)  
CAREER: 4 VS. UAB (11/22/17)

### FREE THROWS ATTEMPTED

SEASON: 4 VS. UAB (11/22/17)  
CAREER: 4 VS. UAB (11/22/17)

- Played double-digit minutes in 10 of 13 games, including 20 minutes or more in four games in 2017-18
- Sank at least one 3-pointer in eight contests this year, including a career-best three in win over Southern Univ.
- Missed only one free throw attempts this season (10-of-11, .909)
- Pulled down a season-best six rebounds to go along with six points at Iowa State
- Tied a career best playing 21 minutes at Indiana, while dishing out a season-best four assists with zero turnovers
- Scored seven points, including crucial 3-pointer from the baseline late in the game, in win over UAB
- Netted double figures in two of Iowa's first six games, including scoring a career-high 11 points vs. Alabama State

## PRODUCTION TRACKER

	Season	Career
Scored 10+ Points:	2	2
Scored 15+ Points:	0	0
Scored 20+ Points:	0	0
Had 5+ Assists:	0	0
Had 3+ Blocks:	0	0
Had 3+ Steals:	0	0
Made 3+ 3-Pointers:	1	1
Led Team in Scoring:	0	0
Led Team in Rebounding:	1	1
Led Team in Assists:	2	2
Led Team in Steals:	1	1
Led Team in Blocks:	0	0
Double-Double:	0	0



## CAREER STATS

YEAR	G/GS	FG-A	PCT	3-PT	PCT	FT-A	PCT	RB	AVG	PF-FO	AS	TO	BK	ST	PTS	AVG
Fresh.	12/0	10-22	.455	4-12	.333	3-6	.500	19	1.6	6-0	5	5	1	4	27	2.3
Soph.	13/0	21-55	.382	13-34	.382	10-11	.909	26	2.0	4-0	17	8	0	3	65	5.0
TOTALS	25/0	31-77	.403	17-46	.370	13-17	.765	45	1.8	10-0	22	13	1	7	92	3.7

# 24 **BRADY ELLINGSON**

**RS-Junior • Guard • 6-4 • 196**  
**Menomonee Falls, Wisconsin • Hamilton HS**



## 2017-18 GAME-BY-GAME STATS

Opponent	Date	gs	min	Total		3-Pointers		Free throws		Rebounds				pf	a	t/o	blk	stl	pts	avg
				fg-fga	pct	3fg-fga	pct	ft-fa	pct	off	def	tot	avg							
CHICAGO STATE	11/10/17	28	3-5	.600	3-5	.600	0-0	.000	0	1	1	1.0	0	4	1	0	0	0	9	9.0
ALABAMA STATE	11/12/17	20	3-6	.500	3-5	.600	0-0	.000	0	1	1	1.0	0	4	0	0	0	0	9	9.0
GRAMBLING STATE	11/16/17	15	1-3	.333	0-2	.000	0-0	.000	0	2	2	1.3	0	3	1	0	0	0	2	6.7
vs Louisiana	11/20/17	10	0-3	.000	0-2	.000	0-0	.000	0	1	1	1.3	0	0	0	0	1	0	5.0	5.0
vs South Dakota State	11/21/17	9	0-1	.000	0-1	.000	0-0	.000	0	1	1	1.2	0	0	2	0	0	0	4.0	4.0
vs UAB	11/22/17	6	0-1	.000	0-1	.000	0-0	.000	0	0	0	1.0	0	0	1	0	1	0	3.3	3.3
at Virginia Tech	11/28/17	7	0-2	.000	0-2	.000	0-0	.000	0	0	0	0.9	2	0	0	1	1	0	2.9	2.9
PENN STATE	12/02/17	6	0-0	.000	0-0	.000	0-0	.000	0	0	0	0.8	1	3	0	0	0	0	2.5	2.5
at Indiana	12/04/17	24	6-9	.667	3-4	.750	1-2	.500	0	1	1	0.8	1	4	0	1	1	16	4.0	4.0
at Iowa State	12/07/17 *	30	3-11	.273	1-6	.167	0-1	.000	0	4	4	1.1	1	5	2	0	2	7	4.3	4.3
SOUTHERN	12/10/17	15	3-5	.600	2-4	.500	0-0	.000	0	1	1	1.1	0	1	0	0	0	8	4.6	4.6
vs Drake	12/16/17	12	1-3	.333	0-0	.000	0-0	.000	0	0	0	1.0	0	0	0	0	0	2	4.4	4.4
SOUTHERN UTAH	12/19/17	3	1-1	1.000	0-0	.000	1-1	1.000	0	0	0	0.9	0	0	0	0	0	3	4.3	4.3
Totals		1	185	21-50	.420	12-32	.375	2-4	.500	0	12	12	0.9	5	24	7	2	6	56	4.3

## SEASON / CAREER STATS

### POINTS

SEASON: 16 AT INDIANA (12/4/17)  
 CAREER: 23 VS. SAVANNAH STATE (11/13/16)

### REBOUNDS

SEASON: 4 AT IOWA STATE (12/7/17)  
 CAREER: 4, 3X, LAST AT IOWA STATE (12/7/17)

### ASSISTS

SEASON: 5 AT IOWA STATE (12/7/17)  
 CAREER: 5, 3X, LAST AT IOWA STATE (12/7/17)

### BLOCKS

SEASON: 1, 2X, LAST AT INDIANA (12/4/17)  
 CAREER: 1, 2X, LAST AT INDIANA (12/4/17)

### STEALS

SEASON: 2 AT IOWA STATE (12/7/17)  
 CAREER: 2, 2X, LAST AT IOWA STATE (12/7/17)

### MINUTES

SEASON: 30 AT IOWA STATE (12/7/17)  
 CAREER: 30 AT IOWA STATE (12/7/17)

### FIELD GOALS MADE

SEASON: 6 AT INDIANA (12/4/17)  
 CAREER: 7, 2X, LAST VS. SAVANNAH ST (11/13/16)

### FIELD GOALS ATTEMPTED

SEASON: 11 AT IOWA STATE (12/7/17)  
 CAREER: 11 AT IOWA STATE (12/7/17)

### 3-POINT FIELD GOALS MADE

SEASON: 3, 3X, LAST AT INDIANA (12/4/17)  
 CAREER: 5 VS. OHIO STATE (1/28/17)

### 3-POINT FIELD GOALS ATTEMPTED

SEASON: 6 AT IOWA STATE (12/7/17)  
 CAREER: 7 VS. OHIO STATE (1/28/17)

### FREE THROWS MADE

SEASON: 1 AT INDIANA (12/4/17)  
 CAREER: 5, 2X, LAST VS. SAVANNAH ST (11/13/16)

### FREE THROWS ATTEMPTED

SEASON: 1 AT IOWA STATE (12/7/17)  
 CAREER: 6 VS. COPPIN STATE (11/15/15)

- Shifted from shooting guard to point guard the first 10 games due to Connor McCaffery missing time
- Played only three minutes in Iowa's last game due to injury (ankle)
- Boasts a 3.4 assist-to-turnover ratio (24 assists, 7 turnovers)
- Started first game in his 78 career game played at Iowa State on Dec. 7
- Registered season bests in rebounds (4), assists (5), and blocks (1) at Iowa State
- Tallied a game and season-best 16 points, while being credited with four assists at Indiana
- Thirty two of his 50 field goal attempts have come from 3-point territory

## PRODUCTION TRACKER

	Season	Career
Scored 10+ Points:	1	8
Scored 15+ Points:	1	4
Scored 20+ Points:	0	2
Had 5+ Assists:	0	2
Had 3+ Blocks:	0	0
Had 3+ Steals:	0	0
Made 3+ 3-Pointers:	0	5
Led Team in Scoring:	0	3
Led Team in Rebounding:	0	0
Led Team in Assists:	2	4
Led Team in Steals:	2	5
Led Team in Blocks:	0	0
Double-Double:	0	0



## CAREER STATS

YEAR	G/GS	FG-A	PCT	3-PT	PCT	FT-A	PCT	RB	AVG	PF-FO	AS	TO	BK	ST	PTS	AVG
Fresh.	7/0	4-8	.500	4-6	.667	1-2	.500	0	0.0	1-0	4	1	0	1	13	1.9
RS-Fresh.	27/0	28-61	.459	12-44	.273	7-10	.700	18	0.7	21-0	12	11	0	5	75	2.9
Soph.	34/0	49-111	.441	32-68	.471	18-18	1.000	39	1.1	28-0	37	14	0	11	148	4.4
Junior	13/1	21-50	.420	12-32	.375	2-4	.500	12	0.9	5-0	24	7	2	6	56	4.3
TOTALS	81/1	102-230	.443	60-150	.400	28-34	.824	69	0.9	55-0	77	33	2	23	292	3.6



# 55 **LUKA GARZA**

**Freshman • Forward • 6-11 • 235**  
**Washington, D.C. • Maret School**



## 2017-18 GAME-BY-GAME STATS

Opponent	Date	gs	min	Total		3-Pointers		Free throws		Rebounds											
				fg-fga	pct	3fg-fga	pct	ft-fa	pct	off	def	tot	avg	pf	a	t/o	blk	stl	pts	avg	
CHICAGO STATE	11/10/17	*	18	6-6	1.000	0-0	.000	4-8	.500	1	4	5	5.0	1	1	1	3	0	16	16.0	
ALABAMA STATE	11/12/17	*	19	2-8	.250	0-1	.000	7-11	.636	5	8	13	9.0	1	1	1	2	0	11	13.5	
GRAMBLING STATE	11/16/17	*	28	6-9	.667	0-1	.000	1-4	.250	2	7	9	9.0	3	2	2	3	2	13	13.3	
vs Louisiana	11/20/17	*	12	0-2	.000	0-1	.000	0-0	.000	1	4	5	8.0	2	2	2	0	1	0	10.0	
vs South Dakota State	11/21/17	*	28	2-7	.286	0-2	.000	0-3	.000	2	8	10	8.4	1	1	0	1	0	4	8.8	
vs UAB	11/22/17	*	29	6-8	.750	0-0	.000	2-3	.667	2	5	7	8.2	4	1	1	3	0	14	9.7	
at Virginia Tech	11/28/17	*	14	2-6	.333	0-0	.000	0-2	.000	2	2	4	7.6	2	0	0	1	0	4	8.9	
PENN STATE	12/02/17	*	14	2-4	.500	0-1	.000	2-4	.500	0	3	3	7.0	0	0	0	0	1	6	8.5	
at Indiana	12/04/17	*	15	3-4	.750	0-0	.000	0-2	.000	1	2	3	6.6	2	1	1	0	0	6	8.2	
at Iowa State	12/07/17		7	1-1	1.000	0-0	.000	0-2	.000	1	3	4	6.3	2	1	2	0	0	2	7.6	
SOUTHERN	12/10/17		19	7-10	.700	1-1	1.000	8-10	.800	6	7	13	6.9	3	2	1	1	0	23	9.0	
vs Drake	12/16/17		17	4-8	.500	1-2	.500	4-6	.667	3	4	7	6.9	3	1	0	0	3	13	9.3	
SOUTHERN UTAH	12/19/17		19	5-9	.556	0-1	.000	7-8	.875	3	2	5	6.8	1	1	2	2	0	17	9.9	
Totals			9	239	46-82	.561	2-10	.200	35-63	.556	29	59	88	6.8	25	14	13	16	7	129	9.9

## SEASON / CAREER STATS

### POINTS

SEASON: 23 VS. SOUTHERN (12/10/17)

### REBOUNDS

SEASON: 13, 2X, LAST VS. SOUTHERN (12/10/17)

### ASSISTS

SEASON: 2, 3X, LAST VS. SOUTHERN (12/10/17)

### BLOCKS

SEASON: 3, 3X, LAST VS. UAB (11/22/17)

### STEALS

SEASON: 3 VS. DRAKE (12/16/17)

### MINUTES

SEASON: 29 VS. UAB (11/22/17)

### FIELD GOALS MADE

SEASON: 7 VS. SOUTHERN (12/10/17)

### FIELD GOALS ATTEMPTED

SEASON: 10 VS. SOUTHERN (12/10/17)

### 3-POINT FIELD GOALS MADE

SEASON: 1, 2X, LAST VS. DRAKE (12/16/17)

### 3-POINT FIELD GOALS ATTEMPTED

SEASON: 2 VS. DRAKE (12/16/17)

### FREE THROWS MADE

SEASON: 8 VS. SOUTHERN (12/10/17)

### FREE THROWS ATTEMPTED

SEASON: 11 VS. ALABAMA STATE (11/12/17)

- Posted double figures seven times, including the last three contests
- Shot 50 percent or better from the field each of the last six games
- Ranks first on the team in rebounding (6.9) and blocked shots (1.2), and fourth in scoring (9.9)
- Ranks 13th in the Big Ten in rebounding (6.9)
- Was 16-of-39 (.410) from the foul line the first 10 games; made 19 of last 24 (.792) the last three games combined
- Credited with a personal-best three steals in win over Drake last Saturday
- Posted second double-double while posting personal highs in scoring (23) and rebounds (13) in win over Southern
- Led team in rebounding (7) and blocks (3) while also scoring 14 points in win over UAB
- Grabbed a team-best 10 rebounds versus South Dakota State at Cayman Islands Classic
- Tabbed Big Ten Freshman of the Week on Nov. 13 after leading the team in scoring (13.5), rebounding (9.0), and blocked shots (2.5) in wins over Chicago State and Alabama State
- Fifth Hawkeye to post a double-double in either his first or second game over the last 20 years (Dean Oliver, Reggie Evans, Devon Archie, Aaron White)

## PRODUCTION TRACKER

	Season	Career
Scored 10+ Points:	7	7
Scored 15+ Points:	3	3
Scored 20+ Points:	1	1
Had 5+ Assists:	0	0
Had 3+ Blocks:	3	3
Had 3+ Steals:	1	1
Made 3+ 3-Pointers:	0	0
Led Team in Scoring:	3	3
Led Team in Rebounding:	5	5
Led Team in Assists:	0	0
Led Team in Steals:	2	2
Led Team in Blocks:	4	4
Double-Double:	2	2




## CAREER STATS

YEAR	G/GS	FG-A	PCT	3-PT	PCT	FT-A	PCT	RB	AVG	PF-FO	AS	TO	BK	ST	PTS	AVG
Fresh.	13/9	46-82	.561	2-10	.200	35-63	.556	88	6.8	25	14	13	16	7	129	9.9

# 15 RYAN KRIENER

Sophomore • Forward • 6-9 • 250  
Spirit Lake, Iowa • Spirit Lake HS



## 2017-18 GAME-BY-GAME STATS

Opponent	Date	gs	min	Total		3-Pointers		Free throws		Rebounds				pf	a	t/o	blk	stl	pts	avg
				fg-fga	pct	3fg-fga	pct	ft-fga	pct	off	def	tot	avg							
CHICAGO STATE	11/10/17	14	2-3	.667	0-0	.000	0-1	.000	0	1	1	1.0	3	2	3	2	0	4	4.0	
ALABAMA STATE	11/12/17	17	2-2	1.000	0-0	.000	0-0	.000	1	3	4	2.5	4	4	0	0	1	4	4.0	
GRAMBLING STATE	11/16/17	11	2-2	1.000	0-0	.000	0-0	.000	1	0	1	2.0	1	1	1	0	0	4	4.0	
vs Louisiana	11/20/17	26	1-5	.200	0-0	.000	1-3	.333	1	3	4	2.5	5	2	0	1	2	3	3.8	
vs South Dakota State	11/21/17	10	2-2	1.000	1-1	1.000	0-0	.000	0	1	1	2.2	1	0	3	0	0	5	4.0	
vs UAB	11/22/17	11	1-1	1.000	0-0	.000	0-0	.000	0	1	1	2.0	4	0	2	0	0	2	3.7	
at Virginia Tech	11/28/17	5	0-1	.000	0-0	.000	0-0	.000	0	0	0	1.7	3	0	0	0	2	0	3.1	
PENN STATE	12/02/17	7	2-3	.667	1-1	1.000	0-0	.000	3	1	4	2.0	2	2	0	1	1	5	3.4	
at Indiana	12/04/17	dnp	-	-	-	-	-	-	-	-	-	-	-	-	-	-	-	-	-	
at Iowa State	12/07/17	6	1-4	.250	0-1	.000	0-0	.000	2	1	3	2.1	1	0	0	0	0	2	3.2	
SOUTHERN	12/10/17	12	3-6	.500	0-1	.000	0-0	.000	0	3	3	2.2	0	2	1	1	2	6	3.5	
vs Drake	12/16/17	15	2-6	.333	0-1	.000	0-0	.000	0	2	2	2.2	2	2	0	0	0	4	3.5	
SOUTHERN UTAH	12/19/17	10	2-3	.667	0-0	.000	1-2	.500	1	3	4	2.3	0	3	1	0	1	5	3.7	
Totals		0	144	20-38	.526	2-5	.400	2-6	.333	9	19	28	2.3	26	18	11	5	9	44	3.7

## SEASON / CAREER STATS

### POINTS

SEASON: 6, VS. SOUTHERN (12/10/17)

CAREER: 14, 2X, LAST VS. OHIO STATE (1/28/17)

### REBOUNDS

SEASON: 5 VS. PENN STATE (12/2/17)

CAREER: 7 VS. OHIO STATE (1/28/17)

### ASSISTS

SEASON: 4 VS. ALABAMA STATE (11/12/17)

CAREER: 4 VS. ALABAMA STATE (11/12/17)

### BLOCKS

SEASON: 2 VS. CHICAGO STATE (11/10/17)

CAREER: 3, 2X, LAST VS. INDIANA (2/21/17)

### STEALS

SEASON: 2, 3X, LAST VS. SOUTHERN (12/10/17)

CAREER: 2, 3X, LAST VS. SOUTHERN (12/10/17)

### MINUTES

SEASON: 6 VS. LOUISIANA (11/20/17)

CAREER: 26 VS. LOUISIANA (11/20/17)

### FIELD GOALS MADE

SEASON: 3 VS. SOUTHERN (12/10/17)

CAREER: 6, 2X, LAST VS. OHIO STATE (1/28/17)

### FIELD GOALS ATTEMPTED

SEASON: 6, 2X LAST VS. DRAKE (12/16/17)

CAREER: 7, 2X, LAST VS. OHIO STATE (1/28/17)

### 3-POINT FIELD GOALS MADE

SEASON: 1, 2X, LAST VS. PENN STATE (12/2/17)

CAREER: 1, 3X, LAST VS. PENN STATE (12/2/17)

### 3-POINT FIELD GOALS ATTEMPTED

SEASON: 1, 4X, LAST VS. DRAKE (12/16/17)

CAREER: 1, 5X, LAST VS. DRAKE (12/16/17)

### FREE THROWS MADE

SEASON: 1, 2X, LAST VS. SOUTHERN UTAH (12/19/17)

CAREER: 2, 3X, LAST VS. OHIO STATE (1/28/17)

### FREE THROWS ATTEMPTED

SEASON: 2 VS. SOUTHERN UTAH (12/19/17)

CAREER: 3, 3X, LAST VS. LOUISIANA (11/20/17)

- Did not play at Indiana on Dec. 4 (concussion)
- Scored four points or more in eight of 12 contests played
- Led team in steals a team-best four times
- Scored a season-high six points and led team in steals with two in win over Southern University
- Made both 3-point attempts this season, including only attempt versus Penn State
- Tallied five points, four rebounds, one block, and one steal before leaving game in the second half due to injury Saturday versus Penn State
- Dished out a career-best four assists in win over Alabama State
- Led team in steals (2) at Virginia Tech
- Netted a season-best five points, sinking second career 3-pointer, versus SDSU at Cayman Islands Classic
- Led team in steals (2), assists (2), and blocked shots) versus Louisiana

## PRODUCTION TRACKER

	Season	Career
Scored 10+ Points:	0	2
Scored 15+ Points:	0	0
Scored 20+ Points:	0	0
Had 5+ Assists:	0	0
Had 3+ Blocks:	0	2
Had 3+ Steals:	0	0
Made 3+ 3-Pointers:	0	0
Led Team in Scoring:	0	1
Led Team in Rebounding:	0	0
Led Team in Assists:	0	0
Led Team in Steals:	4	4
Led Team in Blocks:	1	4
Double-Double:	0	0



## CAREER STATS

YEAR	G/GS	FG-A	PCT	3-PT	PCT	FT-A	PCT	RB	AVG	PF-FO	AS	TO	BK	ST	PTS	AVG
Fresh.	28/0	38-69	.551	1-5	.200	9-15	.600	61	2.2	39-0	11	18	9	6	86	3.1
Soph.	12/0	20-38	.526	2-5	.400	2-6	.333	28	2.3	26-1	18	11	5	9	44	3.7
TOTALS	40/0	58-107	.542	3-10	.300	11-21	.524	89	2.2	65-1	29	29	14	15	130	3.3



# 30 CONNOR McCAFFERY

Freshman • Guard • 6-5 • 200  
Iowa City, Iowa • Iowa West HS



## 2017-18 GAME-BY-GAME STATS

Opponent	Date	gs	min	Total		3-Pointers		Free throws		Rebounds				pf	a	t/o	blk	stl	pts	avg
				fg-fga	pct	3fg-fga	pct	ft-fga	pct	off	def	tot	avg							
CHICAGO STATE	11/10/17	dnp	-	-	-	-	-	-	-	-	-	-	-	-	-	-	-	-	-	-
ALABAMA STATE	11/12/17	dnp	-	-	-	-	-	-	-	-	-	-	-	-	-	-	-	-	-	-
vs Louisiana	11/20/17	dnp	-	-	-	-	-	-	-	-	-	-	-	-	-	-	-	-	-	-
vs South Dakota State	11/21/17	dnp	-	-	-	-	-	-	-	-	-	-	-	-	-	-	-	-	-	-
vs UAB	11/22/17	dnp	-	-	-	-	-	-	-	-	-	-	-	-	-	-	-	-	-	-
PENN STATE	12/02/17	dnp	-	-	-	-	-	-	-	-	-	-	-	-	-	-	-	-	-	-
at Indiana	12/04/17	dnp	-	-	-	-	-	-	-	-	-	-	-	-	-	-	-	-	-	-
at Iowa State	12/07/17	dnp	-	-	-	-	-	-	-	-	-	-	-	-	-	-	-	-	-	-
SOUTHERN	12/10/17	17	1-1	1,000	1-1	1,000	2-3	.667	0	3	3	3.0	0	4	1	0	1	5	5.0	
vs Drake	12/16/17	9	0-0	.000	0-0	.000	0-0	.000	0	0	0	1.5	0	0	0	0	0	0	2.5	
SOUTHERN UTAH	12/19/17	15	0-1	.000	0-1	.000	0-0	.000	0	1	1	1.3	1	2	0	0	0	0	1.7	
Totals		0	41	1-2	.500	1-2	.500	2-3	.667	0	4	4	1.3	1	6	1	0	1	5	1.7

## SEASON / CAREER STATS

### POINTS

SEASON: 5 VS. SOUTHERN (12/10/17)

### REBOUNDS

SEASON: 3 VS. SOUTHERN (12/10/17)

### ASSISTS

SEASON: 4 VS. SOUTHERN (12/10/17)

### BLOCKS

SEASON: - - -

### STEALS

SEASON: 1 VS. SOUTHERN (12/10/17)

### MINUTES

SEASON: 17 VS. SOUTHERN (12/10/17)

### FIELD GOALS MADE

SEASON: 1 VS. SOUTHERN (12/10/17)

### FIELD GOALS ATTEMPTED

SEASON: 1, 2x, LAST VS. SOUTHERN UTAH (12/19/17)

### 3-POINT FIELD GOALS MADE

SEASON: 1 VS. SOUTHERN (12/10/17)

### 3-POINT FIELD GOALS ATTEMPTED

SEASON: 1, 2x, LAST VS. SOUTHERN UTAH (12/19/17)

### FREE THROWS MADE

SEASON: 2 VS. SOUTHERN (12/10/17)

### FREE THROWS ATTEMPTED

SEASON: 3 VS. SOUTHERN (12/10/17)

- Missed first two games due to a sprained ankle
- Missed following eight outings due to illness (mono)
- Played in first collegiate game on Dec. 10 in win over Southern University, collecting five points, four assists, three rebounds, and one steal
- Two-sport athlete, also plans on playing baseball in the spring

## PRODUCTION TRACKER

	Season	Career
Scored 10+ Points:	0	0
Scored 15+ Points:	0	0
Scored 20+ Points:	0	0
Had 5+ Assists:	0	0
Had 3+ Blocks:	0	0
Had 3+ Steals:	0	0
Made 3+ 3-Pointers:	0	0
Led Team in Scoring:	0	0
Led Team in Rebounding:	0	0
Led Team in Assists:	0	0
Led Team in Steals:	0	0
Led Team in Blocks:	0	0
Double-Double:	0	0



## CAREER STATS

YEAR	G/GS	FG-A	PCT	3-PT	PCT	FT-A	PCT	RB	AVG	PF-FO	AS	TO	BK	ST	PTS	AVG
Fresh.	3/0	1-2	.500	1-2	.500	2-3	.667	4	1.3	0-0	6	1	0	1	5	1.7



# 4 ISAIAH MOSS

RS-Sophomore • Guard • 6-5 • 205  
Chicago, Illinois • Simeon HS



## 2017-18 GAME-BY-GAME STATS

Opponent	Date	gs	min	Total		3-Pointers		Free throws		Rebounds				pf	a	t/o	blk	stl	pts	avg
				fg-fga	pct	3fg-fga	pct	ft-fa	pct	off	def	tot	avg							
CHICAGO STATE	11/10/17	*	13	5-7	.714	4-6	.667	0-0	.000	0	1	1	1.0	2	1	1	0	1	14	14.0
ALABAMA STATE	11/12/17	*	18	4-7	.571	2-5	.400	2-2	1.000	0	2	2	1.5	3	1	2	1	0	12	13.0
GRAMBLING STATE	11/16/17	*	30	4-9	.444	3-6	.500	4-4	1.000	0	2	2	1.7	3	1	0	0	2	15	13.7
vs Louisiana	11/20/17	*	20	6-17	.353	2-5	.400	10-10	1.000	2	1	3	2.0	4	1	1	0	0	24	16.3
vs South Dakota State	11/21/17	*	32	8-16	.500	2-7	.286	0-0	.000	0	2	2	2.0	1	3	4	0	2	18	16.6
vs UAB	11/22/17	*	32	5-11	.455	1-2	.500	1-2	.500	0	2	2	2.0	2	4	1	0	1	12	15.8
at Virginia Tech	11/28/17	*	22	1-6	.167	0-2	.000	0-0	.000	0	2	2	2.0	2	1	4	0	0	2	13.9
PENN STATE	12/02/17	*	31	6-13	.462	1-3	.333	0-0	.000	0	3	3	2.1	2	2	4	0	1	13	13.8
at Indiana	12/04/17	*	17	1-5	.200	0-1	.000	0-0	.000	0	4	4	2.3	0	1	2	0	0	2	12.4
at Iowa State	12/07/17	*	17	2-8	.250	0-4	.000	0-0	.000	0	2	2	2.3	0	1	1	1	0	4	11.6
SOUTHERN	12/10/17	*	21	4-10	.400	4-9	.444	0-0	.000	1	1	2	2.3	0	2	0	0	1	12	11.6
vs Drake	12/16/17	*	22	4-8	.500	1-4	.250	0-0	.000	0	0	0	2.1	1	2	0	0	1	9	11.4
SOUTHERN UTAH	12/19/17	*	24	6-14	.429	3-8	.375	1-1	1.000	1	2	3	2.2	2	1	1	0	2	16	11.8
Totals			13	299	56-131	.427	23-62	.371	18-19	.947	4	24	28	2.2	22	21	2	11	153	11.8

### SEASON / CAREER STATS

#### POINTS

SEASON: 24 VS. LOUISIANA (11/20/17)  
CAREER: 24 VS. LOUISIANA (11/20/17)

#### REBOUNDS

SEASON: 4 AT INDIANA (12/4/17)  
CAREER: 6 VS. STETSON (12/5/16)

#### ASSISTS

SEASON: 4 VS. UAB (11/22/17)  
CAREER: 5 AT NOTRE DAME (11/29/16)

#### BLOCKS

SEASON: 1, 2X, LAST AT IOWA STATE (12/7/17)  
CAREER: 2, 3X, LAST VS. S. DAKOTA (3/15/17)

#### STEALS

SEASON: 2, 3X, LAST VS. SOUTHERN UTAH (12/19/17)  
CAREER: 5 VS. INDIANA (3/9/17)

#### MINUTES

SEASON: 32, 2X, LAST VS. UAB (11/22/17)  
CAREER: 37 AT NEBRASKA (1/5/17)

#### FIELD GOALS MADE

SEASON: 8 VS. SDSU (11/21/17)  
SEASON: 8, 2X, LAST VS. SDSU (11/21/17)

#### FIELD GOALS ATTEMPTED

SEASON: 17 VS. LOUISIANA (11/20/17)  
CAREER: 17 VS. LOUISIANA (11/20/17)

#### 3-POINT FIELD GOALS MADE

SEASON: 4, 2X LAST VS. SOUTHERN (12/10/17)  
CAREER: 5 VS. STETSON (12/5/16)

#### 3-POINT FIELD GOALS ATTEMPTED

SEASON: 9 VS. SOUTHERN (12/10/17)  
CAREER: 9, 2X, LAST VS. SOUTHERN (12/10/17)

#### FREE THROWS MADE

SEASON: 10 VS. LOUISIANA (11/20/17)  
CAREER: 10 VS. LOUISIANA (11/20/17)

#### FREE THROWS ATTEMPTED

SEASON: 10 VS. LOUISIANA (11/20/17)  
CAREER: 10 VS. LOUISIANA (11/20/17)

- Ranks third on the team, averaging 11.8 points per game
- Made at least one 3-pointer in all but three games this season
- Scored in double figures a team-best nine times
- Voted to the Cayman Islands Classic All-Tournament Team, averaging 18 points in three games played
- Missed only one free throw attempt this season (17-of-18, .944)
- Poured in a career-best 24 points, bolstered by a perfect 10-of-10 at the FT line, versus Louisiana
- Registered team bests in scoring (18) and steals (2) versus South Dakota State

## PRODUCTION TRACKER

	Season	Career
Scored 10+ Points:	9	18
Scored 15+ Points:	4	8
Scored 20+ Points:	1	2
Had 5+ Assists:	0	1
Had 3+ Blocks:	0	0
Had 3+ Steals:	0	1
Made 3+ 3-Pointers:	4	8
Led Team in Scoring:	2	2
Led Team in Rebounding:	0	0
Led Team in Assists:	1	1
Led Team in Steals:	4	7
Led Team in Blocks:	1	8
Double-Double:	0	0



## CAREER STATS

YEAR	G/GS	FG-A	PCT	3-PT	PCT	FT-A	PCT	RB	AVG	PF-FO	AS	TO	BK	ST	PTS	AVG
Fresh.	34/28	84-204	.412	29-81	.358	23-31	.742	55	1.6	42-1	29	36	13	19	220	6.5
Soph.	13/13	56-131	.427	23-62	.371	18-19	.947	28	2.2	22-0	21	21	2	11	153	11.8
TOTALS	47/41	140-335	.418	52-143	.364	41-50	.820	83	1.8	64-1	50	57	15	30	373	7.9



# 2 JACK NUNGE

Freshman • Forward • 6-11 • 225  
Newburgh, Indiana • New Castle HS



## 2017-18 GAME-BY-GAME STATS

Opponent	Date	gs	min	Total fg-fga	pct	3-Pointers 3fg-fga	pct	Free throws ft-fa	pct	Rebounds off def tot	avg	pf	a	t/o	blk	stl	pts	avg
CHICAGO STATE	11/10/17	19	2-4	.500	0-1	.000	6-7	.857	1	3	4	4.0	1	0	2	1	4	10.0
ALABAMA STATE	11/12/17	20	2-6	.333	2-4	.500	0-0	.000	2	3	5	4.5	1	1	1	2	3	6.0
GRAMBLING STATE	11/16/17	27	6-8	.750	3-5	.600	2-4	.500	1	6	7	5.3	0	2	0	1	0	11.0
vs Louisiana	11/20/17	28	3-6	.500	0-1	.000	3-5	.600	2	0	2	4.5	1	0	4	0	1	9.0
vs South Dakota State	11/21/17	25	5-5	1.000	2-2	1.000	2-4	.500	1	1	2	4.0	2	1	2	0	1	14.0
vs UAB	11/22/17	*	14	0-3	.000	0-1	.000	0-0	.000	1	2	3	3.8	2	3	0	0	0.0
at Virginia Tech	11/28/17	20	2-4	.500	0-1	.000	0-0	.000	2	4	6	4.1	1	0	1	0	1	4.0
PENN STATE	12/02/17	15	1-1	1.000	0-0	.000	0-0	.000	0	1	1	3.8	2	0	2	3	0	2.0
at Indiana	12/04/17	*	26	4-8	.500	2-4	.500	2-2	1.000	1	5	6	4.0	3	1	0	1	12.0
at Iowa State	12/07/17	*	23	7-14	.500	1-5	.200	1-3	.333	4	4	8	4.4	4	4	0	1	16.0
SOUTHERN	12/10/17	*	20	2-5	.400	1-2	.500	6-6	1.000	0	2	2	4.2	1	2	1	4	0.0
vs Drake	12/16/17	*	10	2-3	.667	0-0	.000	1-1	1.000	0	0	0	3.8	2	0	2	1	5.0
SOUTHERN UTAH	12/19/17	*	21	4-5	.800	0-1	.000	1-2	.500	0	4	4	3.8	0	4	1	1	9.0
Totals		6	268	40-72	.556	11-27	.407	24-34	.706	15	35	50	3.8	20	18	16	15	115.0

## SEASON / CAREER STATS

### POINTS

SEASON: 17 VS. GRAMBLING STATE (11/16/17)

### REBOUNDS

SEASON: 8 AT IOWA STATE (12/7/17)

### ASSISTS

SEASON: 4, 2X, LAST VS. SOUTHERN UTAH (12/19/17)

### BLOCKS

SEASON: 4 VS. SOUTHERN (12/10/17)

### STEALS

SEASON: 4 VS. CHICAGO STATE (11/10/17)

### MINUTES

SEASON: 28 VS. LOUISIANA (11/20/17)

### FIELD GOALS MADE

SEASON: 7 AT IOWA STATE (12/7/17)

### FIELD GOALS ATTEMPTED

SEASON: 14 AT IOWA STATE (12/7/17)

### 3-POINT FIELD GOALS MADE

SEASON: 3 VS. GRAMBLING STATE (11/16/17)

### 3-POINT FIELD GOALS ATTEMPTED

SEASON: 5, 2X, LAST AT IOWA STATE (12/7/17)

### FREE THROWS MADE

SEASON: 6, 2X, LAST VS. SOUTHERN (12/10/17)

### FREE THROWS ATTEMPTED

SEASON: 7 VS. CHICAGO STATE (11/10/17)

- Shooting at a 55 percent clip from the field (40-of-72)
- Credited with a team-best 11 steals and is second in blocked shots (15)
- Scored in double figures for the sixth time, and third straight game, with 11 points and denied a game and personal-best four shots in win over Southern University
- Grabbed a game-high eight rebounds to go along with 16 points at Iowa State
- Netted 12 points and snagged a team-best six rebounds at Indiana
- Rejected a game-best three shots and made only field goal attempt versus Penn State
- Netted double figures in three of Iowa's first six games (Chicago State, Grambling State, South Dakota State)
- Dished out a career-best three assists in first career start in Iowa's win over UAB
- Scored 14 points, bolstered by 5-of-5 shooting from the field and 2-of-2 from 3-point range, versus SDSU
- Posted season bests in scoring (17), rebounding (7), and 3-pointers made (3) in win over Grambling State

## PRODUCTION TRACKER

	Season	Career
Scored 10+ Points:	6	6
Scored 15+ Points:	2	2
Scored 20+ Points:	0	0
Had 5+ Assists:	0	0
Had 3+ Blocks:	0	0
Had 3+ Steals:	2	2
Made 3+ 3-Pointers:	1	1
Led Team in Scoring:	1	1
Led Team in Rebounding:	2	2
Led Team in Assists:	0	0
Led Team in Steals:	3	3
Led Team in Blocks:	5	5
Double-Double:	0	0



## CAREER STATS

YEAR	G/GS	FG-A	PCT	3-PT	PCT	FT-A	PCT	RB	AVG	PF-FO	AS	TO	BK	ST	PTS	AVG
Fresh.	13/6	40-72	.556	11-27	.407	24-34	.706	50	3.8	20-0	18	16	15	11	115	8.8



**2017-18 GAME-BY-GAME STATS**

Opponent	Date	gs	min	Total		3-Pointers		Free throws		Rebounds				pf	a	t/o	blk	stl	pts	avg
				fg-fga	pct	3fg-fga	pct	ft-fa	pct	off	def	tot	avg							
CHICAGO STATE	11/10/17	13	2-5	.400	0-0	.000	1-3	.333	1	4	5	5.0	4	1	2	0	0	5	5.0	
ALABAMA STATE	11/12/17	24	6-9	.667	0-0	.000	3-8	.375	4	1	5	5.0	1	1	2	1	1	15	10.0	
GRAMBLING STATE	11/16/17	13	0-0	.000	0-0	.000	3-4	.750	1	1	2	4.0	1	1	3	0	0	3	7.7	
vs Louisiana	11/20/17	18	2-3	.667	0-0	.000	0-0	.000	1	7	8	5.0	2	1	2	1	0	4	6.8	
vs South Dakota State	11/21/17	12	0-1	.000	0-0	.000	2-2	1.000	0	3	3	4.6	1	2	1	0	0	2	5.8	
vs UAB	11/22/17	16	0-1	.000	0-0	.000	1-4	.250	0	5	5	4.7	0	4	0	1	0	1	5.0	
at Virginia Tech	11/28/17	21	2-8	.250	0-0	.000	2-2	1.000	7	7	14	6.0	1	6	0	1	0	6	5.1	
PENN STATE	12/02/17	19	4-6	.667	0-0	.000	2-4	.500	0	5	5	5.9	2	1	2	0	0	10	5.8	
at Indiana	12/04/17	18	1-4	.250	0-0	.000	0-1	.000	0	2	2	5.4	2	1	2	1	1	2	5.3	
at Iowa State	12/07/17	17	5-6	.833	0-0	.000	0-0	.000	4	4	8	5.7	1	3	1	0	0	10	5.8	
SOUTHERN	12/10/17	dnp	-	-	-	-	-	-	-	-	-	-	-	-	-	-	-	-	-	
vs Drake	12/16/17	12	2-3	.667	0-0	.000	2-3	.667	3	5	8	5.9	1	1	1	0	0	6	5.8	
SOUTHERN UTAH	12/19/17	9	3-3	1.000	0-0	.000	2-2	1.000	0	4	4	5.8	1	0	1	0	1	8	6.0	
Totals		0	192	27-49	.551	0-0	.000	18-33	.545	21	48	69	5.8	17	22	17	5	3	72	6.0

**SEASON / CAREER STATS****POINTS**

SEASON: 15 VS. ALABAMA STATE (11/12/17)  
CAREER: 21 VS. STETSON (12/5/16)

**REBOUNDS**

SEASON: 14 AT VIRGINIA TECH (11/28/17)  
CAREER: 14 AT VIRGINIA TECH (11/28/17)

**ASSISTS**

SEASON: 6 AT VIRGINIA TECH (11/28/17)  
CAREER: 6 AT VIRGINIA TECH (11/28/17)

**BLOCKS**

SEASON: 1, 5X, LAST AT INDIANA (12/4/17)  
CAREER: 3 VS. RUTGERS (1/8/17)

**STEALS**

SEASON: 1, 3X, LAST VS. SOUTHERN UTAH (12/19/17)  
CAREER: 4 VS. SOUTH DAKOTA (3/15/17)

**MINUTES**

SEASON: 24 VS. ALABAMA STATE (11/12/17)  
CAREER: 34 AT NEBRASKA (1/5/17)

**FIELD GOALS MADE**

SEASON: 6 VS. ALABAMA STATE (11/12/17)  
CAREER: 9 VS. STETSON (12/5/16)

**FIELD GOALS ATTEMPTED**

SEASON: 9 VS. ALABAMA STATE (11/12/17)  
CAREER: 12 VS. INDIANA (3/9/17)

**3-POINT FIELD GOALS MADE**

SEASON: - - -  
CAREER: - - -

**3-POINT FIELD GOALS ATTEMPTED**

SEASON: - - -  
CAREER: 1 VS. SETON HALL (11/17/16)

**FREE THROWS MADE**

SEASON: 3, 2X, LAST VS. GRAMBLING ST (11/16/17)  
CAREER: 6, 2X, LAST AT MICH. ST. (2/11/17)

**FREE THROWS ATTEMPTED**

SEASON: 8 VS. ALABAMA STATE (11/12/17)  
CAREER: 8, 2X, LAST VS. ALABAMA ST (11/12/17)

- Attempted at least one free throw in 10 of 12 games played
- Ranks fourth on the squad in rebounding, pulling down 5.8 per contest
- Grabbed eight rebounds and scored six points in 26-point win over Drake
- Made two incredible hustle plays diving into the seats to save possessions (Virginia Tech, Iowa State)
- Missed Southern University game due to deep laceration of right leg sustained at Iowa State
- Registered 10 points, three assists, and a team-best eight rebounds before leaving game due to injury at ISU
- Posted game and career highs in rebounding (14) and assists (6), while also scoring six points and rejecting one shot at Virginia Tech
- The 14 rebounds are Virginia Tech are the third most by a Big Ten player this season
- Tallied a game-best 15 points, bolstered by 6-of-9 shooting from the field, in Iowa's win over Alabama State
- Shared team high assists honors with a season-best four in Iowa's win over UAB
- Made a school single-season record 61.7 percent of his field goal attempts as a freshman, besting Russ Millard's 60.9 percent set in 1996

**PRODUCTION TRACKER**

	Season	Career
Scored 10+ Points:	3	18
Scored 15+ Points:	1	6
Scored 20+ Points:	0	1
Had 5+ Assists:	1	2
Had 3+ Blocks:	0	1
Had 3+ Steals:	0	0
Made 3+ 3-Pointers:	0	0
Led Team in Scoring:	1	3
Led Team in Rebounding:	3	9
Led Team in Assists:	2	2
Led Team in Steals:	1	6
Led Team in Blocks:	1	10
Double-Double:	0	1

**CAREER STATS**

YEAR	G/GS	FG-A	PCT	3-PT	PCT	FT-A	PCT	RB	AVG	PF-FO	AS	TO	BK	ST	PTS	AVG
Fresh.	34/14	116-188	.617	0-1	.000	69-120	.575	169	5.0	84-0	37	53	24	25	301	8.9
Soph.	12/0	27-49	.551	0-0	.000	18-33	.545	69	5.8	17-0	22	17	5	3	72	6.0
TOTALS	46/14	143-237	.603	0-1	.000	87-153	.569	238	5.2	101-0	59	70	29	28	373	8.1



# 11 CHARLIE ROSE

Senior • Guard • 6-4 • 190  
Elmhurst, Illinois • York Community



## 2017-18 GAME-BY-GAME STATS

Opponent	Date	gs	min	Total		3-Pointers		Free throws		Rebounds								pts	avg
				fg-fga	pct	3fg-fga	pct	ft-fa	pct	off	def	tot	avg	pf	a	t/o	blk		
CHICAGO STATE	11/10/17	3	0-0	.000	0-0	.000	0-0	.000	0	0	0	0.0	1	0	0	0	0	0	0.0
ALABAMA STATE	11/12/17	4	1-2	.500	0-1	.000	0-0	.000	1	0	1	0.5	0	0	1	0	0	2	1.0
GRAMBLING STATE	11/16/17	dnp	-	-	-	-	-	-	-	-	-	-	-	-	-	-	-	-	-
vs Louisiana	11/20/17	dnp	-	-	-	-	-	-	-	-	-	-	-	-	-	-	-	-	-
vs South Dakota State	11/21/17	dnp	-	-	-	-	-	-	-	-	-	-	-	-	-	-	-	-	-
vs UAB	11/22/17	dnp	-	-	-	-	-	-	-	-	-	-	-	-	-	-	-	-	-
at Virginia Tech	11/28/17	dnp	-	-	-	-	-	-	-	-	-	-	-	-	-	-	-	-	-
PENN STATE	12/02/17	dnp	-	-	-	-	-	-	-	-	-	-	-	-	-	-	-	-	-
at Indiana	12/04/17	dnp	-	-	-	-	-	-	-	-	-	-	-	-	-	-	-	-	-
at Iowa State	12/07/17	dnp	-	-	-	-	-	-	-	-	-	-	-	-	-	-	-	-	-
SOUTHERN	12/10/17	2	0-1	.000	0-1	.000	0-0	.000	0	1	1	0.7	0	0	0	0	0	0	0.7
vs Drake	12/16/17	1	1-1	1.000	0-0	.000	0-0	.000	0	0	0	0.5	0	0	0	0	0	2	1.0
SOUTHERN UTAH	12/19/17	2	0-1	.000	0-1	.000	0-0	.000	0	1	1	0.6	0	1	1	0	0	0	0.8
Totals		0	12	2-5	.400	0-3	.000	0-0	.000	1	2	3	0.6	1	1	2	0	4	0.8

### SEASON / CAREER STATS

#### POINTS

SEASON: 2 VS. DRAKE (12/16/17)

CAREER: 3 VS. NORTH DAKOTA ST (11/17/14)

#### REBOUNDS

SEASON: 1, 3X, LAST VS. SOUTHERN UTAH (12/19/17)

CAREER: 1, 4X, LAST VS. SOUTHERN UTAH (12/19/17)

#### ASSISTS

SEASON: 1 VS. SOUTHERN UTAH (12/19/17)

CAREER: 1, 3X, LAST VS. SOUTHERN UTAH (12/19/17)

#### BLOCKS

SEASON: ---

CAREER: ---

#### STEALS

SEASON: ---

CAREER: ---

#### MINUTES

SEASON: 3 VS. CHICAGO STATE (11/10/17)

CAREER: 3, 4X, LAST VS. CHICAGO ST (11/10/17)

#### FIELD GOALS MADE

SEASON: 1 VS. DRAKE (12/16/17)

CAREER: 1, 3X, LAST VS. DRAKE (12/16/17)

#### FIELD GOALS ATTEMPTED

SEASON: 2 VS. ALABAMA STATE (11/12/17)

CAREER: 2, 2X, LAST VS. ALABAMA ST (11/12/17)

#### 3-POINT FIELD GOALS MADE

SEASON: ---

CAREER: 1 VS. NORTH DAKOTA ST (11/17/14)

#### 3-POINT FIELD GOALS ATTEMPTED

SEASON: 1, 3X, LAST VS. SOUTHERN UTAH (12/19/17)

CAREER: 1, 4X, LAST VS. SOUTHERN UTAH (12/19/17)

#### FREE THROWS MADE

SEASON: ---

CAREER: ---

#### FREE THROWS ATTEMPTED


SEASON: ---

CAREER: ---

- Non-scholarship athlete
- Played in five games this season, scoring his first bucket in Iowa's win over Alabama State
- Scored a bucket in the remaining seconds in Iowa's 26-point win over Drake

## PRODUCTION TRACKER

	Season	Career
Scored 10+ Points:	0	0
Scored 15+ Points:	0	0
Scored 20+ Points:	0	0
Had 5+ Assists:	0	0
Had 3+ Blocks:	0	0
Had 3+ Steals:	0	0
Made 3+ 3-Pointers:	0	0
Led Team in Scoring:	0	0
Led Team in Rebounding:	0	0
Led Team in Assists:	0	0
Led Team in Steals:	0	0
Led Team in Blocks:	0	0
Double-Double:	0	0




## CAREER STATS

YEAR	G/GS	FG-A	PCT	3-PT	PCT	FT-A	PCT	RB	AVG	PF-FO	AS	TO	BK	ST	PTS	AVG
Fresh.	8/0	1-1	1.000	1-1	1.000	0-0	.000	0	0.0	0-0	1	1	0	0	3	0.4
Junior	7/0	1-3	.333	0-1	.000	0-0	.000	1	0.2	3-0	1	1	0	0	2	0.3
Senior	5/0	2-5	.400	0-3	.000	0-0	.000	3	0.6	1-0	1	2	0	0	4	0.8
TOTALS	20/0	4-9	.444	1-5	.200	0-0	.000	4	0.2	4-0	3	4	0	0	9	0.5

# 20 RILEY TILL

RS-Freshman • Forward • 6-7 • 200  
Dubuque, Iowa • Wahlert HS



## 2017-18 GAME-BY-GAME STATS

Opponent	Date	gs	min	Total		3-Pointers		Free throws		Rebounds				pf	a	t/o	blk	stl	pts	avg
				fg-fga	pct	3fg-fga	pct	ft-fa	pct	off	def	tot	avg							
CHICAGO STATE	11/10/17	5		0-0	.000	0-0	.000	0-0	.000	0	1	1	1.0	0	0	1	0	1	0	0.0
ALABAMA STATE	11/12/17	4		0-1	.000	0-1	.000	0-0	.000	0	0	0	0.5	0	0	0	0	0	0	0.0
GRAMBLING STATE	11/16/17	dnp		-	-	-	-	-	-	-	-	-	-	-	-	-	-	-	-	-
vs Louisiana	11/20/17	dnp		-	-	-	-	-	-	-	-	-	-	-	-	-	-	-	-	-
vs South Dakota State	11/21/17	0		0-0	.000	0-0	.000	0-0	.000	0	0	0	0.3	0	0	0	0	0	0	0.0
vs UAB	11/22/17	dnp		-	-	-	-	-	-	-	-	-	-	-	-	-	-	-	-	-
at Virginia Tech	11/28/17	dnp		-	-	-	-	-	-	-	-	-	-	-	-	-	-	-	-	-
PENN STATE	12/02/17	dnp		-	-	-	-	-	-	-	-	-	-	-	-	-	-	-	-	-
at Indiana	12/04/17	dnp		-	-	-	-	-	-	-	-	-	-	-	-	-	-	-	-	-
at Iowa State	12/07/17	dnp		-	-	-	-	-	-	-	-	-	-	-	-	-	-	-	-	-
SOUTHERN	12/10/17	4		0-2	.000	0-2	.000	0-0	.000	0	0	0	0.3	1	0	0	0	0	0	0.0
vs Drake	12/16/17	2		0-0	.000	0-0	.000	0-0	.000	0	0	0	0.2	0	0	0	0	0	0	0.0
SOUTHERN UTAH	12/19/17	3		1-1	1.000	0-0	.000	0-0	.000	0	0	0	0.2	1	0	0	0	0	2	0.3
Totals		0	18	1-4	.250	0-3	.000	0-0	.000	0	1	1	0.2	2	0	1	0	1	2	0.3

### SEASON / CAREER STATS

#### POINTS

SEASON: 2 VS. SOUTHERN UTAH (12/19/17)

#### REBOUNDS

SEASON: 1 VS. ALABAMA STATE (11/12/17)

#### ASSISTS

SEASON: ---

#### BLOCKS

SEASON: ---

#### STEALS

SEASON: 1 VS. CHICAGO STATE (11/10/17)

#### MINUTES

SEASON: 5 VS. CHICAGO STATE (11/10/17)

#### FIELD GOALS MADE

SEASON: 1 VS. SOUTHERN UTAH (12/19/17)

#### FIELD GOALS ATTEMPTED

SEASON: 2 VS. SOUTHERN (12/10/17)

#### 3-POINT FIELD GOALS MADE

SEASON: ---

#### 3-POINT FIELD GOALS ATTEMPTED

SEASON: 2 VS. SOUTHERN (12/10/17)

#### FREE THROWS MADE

SEASON: ---


#### FREE THROWS ATTEMPTED

SEASON: ---

- Non-scholarship athlete
- Redshirted last season as a true freshman
- Played limited minutes in six games this season

## PRODUCTION TRACKER

	Season	Career
Scored 10+ Points:	0	0
Scored 15+ Points:	0	0
Scored 20+ Points:	0	0
Had 5+ Assists:	0	0
Had 3+ Blocks:	0	0
Had 3+ Steals:	0	0
Made 3+ 3-Pointers:	0	0
Led Team in Scoring:	0	0
Led Team in Rebounding:	0	0
Led Team in Assists:	0	0
Led Team in Steals:	0	0
Led Team in Blocks:	0	0
Double-Double:	0	0



## CAREER STATS

YEAR	G/GS	FG-A	PCT	3-PT	PCT	FT-A	PCT	RB	AVG	PF-FO	AS	TO	BK	ST	PTS	AVG
Fresh.	6/0	1-4	.250	0-3	.000	0-0	.000	1	0.2	2-0	0	1	0	1	2	0.3



# 25 DOM UHL

Senior • Forward • 6-9 • 220  
Frankfurt, Germany • Point Pleasant Beach HS (NJ)



## 2017-18 GAME-BY-GAME STATS

Opponent	Date	gs	min	Total		3-Pointers		Free throws		Rebounds				pf	a	t/o	blk	stl	pts	avg
				fg-fga	pct	3fg-fga	pct	ft-fa	pct	off	def	tot	avg							
CHICAGO STATE	11/10/17	8		0-1	.000	0-1	.000	1-2	.500	0	3	3	3.0	2	0	2	1	0	1	1.0
ALABAMA STATE	11/12/17	8		1-2	.500	0-0	.000	0-2	.000	2	2	4	3.5	0	1	0	0	0	2	1.5
GRAMBLING STATE	11/16/17	dnp		-	-	-	-	-	-	-	-	-	-	-	-	-	-	-	-	-
vs Louisiana	11/20/17	dnp		-	-	-	-	-	-	-	-	-	-	-	-	-	-	-	-	-
vs South Dakota State	11/21/17	2		0-0	.000	0-0	.000	0-0	.000	0	0	0	2.3	0	0	0	0	0	0	1.0
vs UAB	11/22/17	2		0-0	.000	0-0	.000	0-0	.000	0	0	0	1.8	0	0	1	0	0	0	0.8
at Virginia Tech	11/28/17	dnp		-	-	-	-	-	-	-	-	-	-	-	-	-	-	-	-	-
PENN STATE	12/02/17	dnp		-	-	-	-	-	-	-	-	-	-	-	-	-	-	-	-	-
at Indiana	12/04/17	2		0-1	.000	0-0	.000	0-0	.000	0	0	0	1.4	0	0	1	0	0	0	0.6
at Iowa State	12/07/17	dnp		-	-	-	-	-	-	-	-	-	-	-	-	-	-	-	-	-
SOUTHERN	12/10/17	4		0-0	.000	0-0	.000	0-0	.000	0	1	1	1.3	0	0	0	0	0	0	0.5
vs Drake	12/16/17	2		0-0	.000	0-0	.000	0-0	.000	0	0	0	1.1	0	0	1	0	0	0	0.4
SOUTHERN UTAH	12/19/17	3		0-0	.000	0-0	.000	0-0	.000	0	1	1	1.1	0	1	0	1	0	0	0.4
Totals		0	31	1-4	.250	0-1	.000	1-4	.250	2	7	9	1.1	2	2	5	2	0	3	0.4

## SEASON / CAREER STATS

### POINTS

SEASON: 2 VS. ALABAMA STATE (11/12/17)  
CAREER: 18 VS. COPPIN STATE (11/15/15)

### REBOUNDS

SEASON: 4 VS. ALABAMA STATE (11/12/17)  
CAREER: 10, 2X, LAST VS. SETON HALL (11/17/16)

### ASSISTS

SEASON: 1, 2X, LAST VS. SOUTHERN UTAH (12/19/17)  
CAREER: 6 VS. OHIO STATE (1/28/17)

### BLOCKS

SEASON: 1, 2X, LAST VS. SOUTHERN UTAH (12/19/17)  
CAREER: 5 VS. RUTGERS (1/8/17)

### STEALS

SEASON: ---  
CAREER: 3 AT MARQUETTE (11/19/15)

### MINUTES

SEASON: 8, 2X, LAST VS. ALABAMA ST (11/12/17)  
CAREER: 28 VS. DRAKE (12/19/15)

### FIELD GOALS MADE

SEASON: 1 VS. ALABAMA STATE (11/12/17)  
CAREER: 7 VS. COPPIN STATE (11/15/15)

### FIELD GOALS ATTEMPTED

SEASON: 2 VS. ALABAMA STATE (11/12/17)  
CAREER: 10, 2X, LAST VS. UMKC (12/5/15)

### 3-POINT FIELD GOALS MADE

SEASON: ---  
CAREER: 3 VS. COPPIN STATE (11/15/15)

### 3-POINT FIELD GOALS ATTEMPTED

SEASON: 2 VS. ALABAMA STATE (11/12/17)  
CAREER: 5, 2X, LAST VS. COPPIN ST (11/15/15)

### FREE THROWS MADE

SEASON: 1 VS. CHICAGO STATE (11/10/17)  
CAREER: 6, 2X, LAST VS. KENN. ST. (11/11/16)

### FREE THROWS ATTEMPTED

SEASON: 2, 2X, LAST VS. ALABAMA ST (11/12/17)  
CAREER: 10, 2X, LAST VS. KENN. ST. (11/11/16)

- Played eight minutes and scored in each of Iowa's first two games of the season
- Seen limited minutes in eight games

## PRODUCTION TRACKER

	Season	Career
Scored 10+ Points:	0	9
Scored 15+ Points:	0	2
Scored 20+ Points:	0	0
Had 5+ Assists:	0	1
Had 3+ Blocks:	0	2
Had 3+ Steals:	0	1
Made 3+ 3-Pointers:	0	1
Led Team in Scoring:	0	1
Led Team in Rebounding:	0	5
Led Team in Assists:	0	0
Led Team in Steals:	0	5
Led Team in Blocks:	0	8
Double-Double:	0	1



## CAREER STATS

YEAR	G/GS	FG-A	PCT	3-PT	PCT	FT-A	PCT	RB	AVG	PF-FO	AS	TO	BK	ST	PTS	AVG
Fresh.	33/0	26-72	.361	5-27	.185	11-21	.524	61	1.8	25-0	14	23	7	8	68	2.1
Soph.	33/1	69-166	.416	27-60	.450	34-58	.586	119	3.6	40-0	27	25	12	16	199	6.0
Junior	32/7	34-97	.351	10-42	.238	35-52	.673	102	3.2	31-0	38	31	9	5	113	3.5
Senior	8/0	1-4	.250	0-1	.000	1-4	.250	9	1.1	2-0	2	5	2	0	3	0.4
TOTALS	106/8	130-339	.383	42-130	.323	81-135	.600	291	2.7	98-0	81	84	30	29	383	3.6

# AHMAD WAGNER

Junior • Forward • 6-7 • 235  
Yellow Springs, Ohio • Wayne HS



## 2017-18 GAME-BY-GAME STATS

				Total		3-Pointers		Free throws		Rebounds											
Opponent	Date	gs	min	fg-fga	pct	3fg-fga	pct	ft-fga	pct	off	def	tot	avg	pf	a	t/o	blk	stl	pts	avg	
CHICAGO STATE	11/10/17	*	19	0-2	.000	0-0	.000	2-4	.500	2	4	6	6.0	2	4	1	0	0	2	2.0	
ALABAMA STATE	11/12/17	*	12	2-3	.667	1-1	1.000	0-2	.000	4	3	7	6.5	1	1	1	0	1	5	3.5	
GRAMBLING STATE	11/16/17	*	12	0-0	.000	0-0	.000	1-2	.500	0	1	1	4.7	0	1	2	1	1	1	2.7	
vs Louisiana	11/20/17	*	11	0-1	.000	0-0	.000	0-0	.000	0	1	1	3.8	1	1	2	0	1	0	2.0	
vs South Dakota State	11/21/17	*	17	5-6	.833	1-1	1.000	0-0	.000	2	1	3	3.6	3	1	1	0	1	11	3.8	
vs UAB	11/22/17		dnp	-	-	-	-	-	-	-	-	-	-	-	-	-	-	-	-	-	
at Virginia Tech	11/28/17	*	12	1-3	.333	0-0	.000	0-0	.000	1	1	2	3.3	1	0	1	0	0	2	3.5	
PENN STATE	12/02/17		10	1-2	.500	0-0	.000	0-0	.000	0	1	1	3.0	2	0	0	0	0	2	3.3	
at Indiana	12/04/17		20	2-8	.250	0-1	.000	0-0	.000	4	0	4	3.1	4	0	1	0	1	4	3.4	
at Iowa State	12/07/17		5	1-1	1.000	0-0	.000	0-0	.000	0	1	1	2.9	0	0	1	1	0	2	3.2	
SOUTHERN	12/10/17		11	0-0	.000	0-0	.000	1-2	.500	0	3	3	2.9	3	0	1	0	0	1	3.0	
vs Drake	12/16/17		7	0-1	.000	0-1	.000	0-0	.000	1	0	1	2.7	1	1	0	0	0	0	2.7	
SOUTHERN UTAH	12/19/17		1	0-0	.000	0-0	.000	0-0	.000	0	0	0	2.5	0	0	0	0	0	0	2.5	
Totals			6	137	12-27	.444	2-4	.500	4-10	.400	14	16	30	2.5	18	9	11	2	5	30	2.5

## SEASON / CAREER STATS

### POINTS

SEASON: 11 vs. SDSU (11/21/17)

CAREER: 12, 4X, LAST AT ILLINOIS (1/25/17)

### REBOUNDS

SEASON: 7 vs. ALABAMA STATE (11/12/17)

CAREER: 9, 2X, LAST vs. SAVANNAH ST (11/13/16)

### ASSISTS

SEASON: 4 vs. CHICAGO STATE (11/10/17)

CAREER: 5 AT NORTHWESTERN (1/15/17)

### BLOCKS

SEASON: 1, 2X, LAST AT IOWA STATE, 12/7/17

CAREER: 4 vs. KENNESAW STATE (11/11/16)

### STEALS

SEASON: 1, 4X, LAST vs. SDSU (11/21/17)

CAREER: 3 vs. NORTHWESTERN (1/31/16)

### MINUTES

SEASON: 20 AT INDIANA (12/4/17)

CAREER: 26 vs. NORTHERN IOWA (12/17/16)

### FIELD GOALS MADE

SEASON: 5 vs. SDSU (11/21/17)

CAREER: 5, 3X, LAST vs. SDSU (11/21/17)

### FIELD GOALS ATTEMPTED

SEASON: 8 AT INDIANA (12/4/17)

CAREER: 8, 2X, LAST AT INDIANA (12/4/17)

### 3-POINT FIELD GOALS MADE

SEASON: 1, 2X, LAST vs. SDSU (11/21/17)

CAREER: 1, 2X, LAST vs. SDSU (11/21/17)

### 3-POINT FIELD GOALS ATTEMPTED

SEASON: 1, 4X, LAST vs. DRAKE (12/16/17)

CAREER: 1, 7X, LAST vs. DRAKE (12/16/17)

### FREE THROWS MADE

SEASON: 2 vs. CHICAGO STATE (11/10/17)

CAREER: 6 vs. MARYLAND (1/19/17)

### FREE THROWS ATTEMPTED

SEASON: 4 vs. CHICAGO STATE (11/10/17)

CAREER: 8 vs. MARYLAND (1/19/17)

- Played only one minute after sustaining an injury (ankle) in Iowa's last game versus Southern Utah
- Started the first five games at forward, missing the UAB due to a shoulder injury
- Made his first career 3-pointer in the first half of win over Alabama State
- Netted a season-best 11 points, including making second career triple, versus SDSU at Cayman Islands Classic

## PRODUCTION TRACKER

	Season	Career
Scored 10+ Points:	1	6
Scored 15+ Points:	0	0
Scored 20+ Points:	0	0
Had 5+ Assists:	0	1
Had 3+ Blocks:	0	1
Had 3+ Steals:	0	1
Made 3+ 3-Pointers:	0	0
Led Team in Scoring:	0	0
Led Team in Rebounding:	1	2
Led Team in Assists:	0	2
Led Team in Steals:	1	7
Led Team in Blocks:	1	6
Double-Double:	0	0



## CAREER STATS

YEAR	G/GS	FG-A	PCT	3-PT	PCT	FT-A	PCT	RB	AVG	PF-FO	AS	TO	BK	ST	PTS	AVG
Fresh.	32/0	32-47	.681	0-1	.000	19-37	.514	84	2.6	49-2	6	11	13	9	83	2.6
Soph.	34/18	63-123	.512	0-2	.000	38-82	.463	116	3.4	71-0	46	30	14	27	164	4.8
Junior	12/6	12-27	.444	2-4	.500	4-10	.400	30	2.5	18-0	9	11	2	5	30	2.5
TOTALS	78/24	107-197	.543	2-7	.286	61-129	.473	230	2.9	138-2	61	52	29	41	277	3.6





# GAME-BY-GAME RESULTS

Overall: 7-6      Big Ten: 0-2      Home: 5-1      Away: 0-3      Neutral: 2-2

Date	Opponent	Result	Attend.	Top Scorer	Top Rebounder
Nov. 10	Chicago State	W, 95-62	12,100	Luka Garza, 16	Wagner/Cook, 6
Nov. 12	Alabama State	W, 92-58	11,637	Cordell Pemsli, 15	Luka Garza, 13
Nov. 16	Grambling State	W, 85-74	10,540	Jack Nunge, 17	Luka Garza, 9
^ Nov. 20	vs. Louisiana	L, 71-80	1,200	Isaiah Moss, 24	Cordell Pemsli, 8
^ Nov. 21	vs. South Dakota State	L, 72-80	1,275	Isaiah Moss, 18	Luka Garza, 10
^ Nov. 22	vs. UAB	W, 95-85	1,020	Jordan Bohannon, 30	Luka Garza, 7
Nov. 28	at Virginia Tech	L, 55-79	7,101	Tyler Cook, 16	Cordell Pemsli, 14
* Dec. 2	Penn State	L, 73-77	12,805	Tyler Cook, 23	Tyler Cook, 12
* Dec. 4	at Indiana	L, 64-77	17,222	Brady Ellingson, 16	Jack Nunge, 6
+ Dec. 7	at Iowa State	L, 78-84	14,384	Jordan Bohannon, 19	Nunge/Cook/Pemsli, 8
Dec. 10	Southern	W, 91-60	11,397	Luka Garza, 23	Luka Garza, 13
# Dec. 16	vs. Drake	W, 90-64	13,828	Tyler Cook, 23	Nicholas Baer, 14
Dec. 19	Southern Utah	W, 92-64	10,220	Luka Garza, 17	Nicholas Baer, 10

^ - Cayman Islands Classic -- George Town, Cayman Islands

\$ - Big Ten/ACC Challenge

+ - Iowa Corn Cy-Hawk Series

# - The Hy-Vee Classic -- Des Moines, Iowa

\* - Big Ten Conference Game

% - Big Ten Tournament -- New York City

Attendance Summary	Games	Totals	Average
Home	6	68,699	11,449
Away	3	38,707	12,902
Neutral	4	17,323	4,330
<b>Totals</b>	<b>13</b>	<b>124,699</b>	<b>9,560</b>



# GAME-BY-GAME STATISTICS

Team	Score	FG-A	PCT	3-PT. FG	PCT	FT-A	PCT	REB	PF	AS	TO	BS	ST
at Iowa	95	31-52	.596	12-22	.545	21-35	.600	38	19	23	17	7	8
Chicago State	62	23-61	.377	6-26	.231	10-18	.556	33	33	10	20	2	9
at Iowa	92	32-68	.471	11-29	.379	17-33	.515	53	14	25	9	6	9
Alabama State	58	24-64	.375	4-14	.286	6-11	.545	38	22	10	17	6	5
at Iowa	85	25-46	.543	8-20	.400	27-36	.750	36	14	20	13	6	8
Grambling State	74	29-68	.426	10-24	.417	6-6	1.000	27	25	19	11	2	7
Iowa	71	22-60	.367	6-19	.316	21-26	.808	39	19	10	15	2	6
vs. Louisiana	80	30-61	.492	5-21	.238	15-22	.682	39	23	25	13	5	9
Iowa	72	28-55	.509	8-21	.381	8-15	.533	35	17	16	15	3	4
vs. South Dakota State	80	27-61	.443	10-20	.500	16-19	.842	32	15	10	11	1	9
Iowa	95	30-50	.600	8-13	.615	27-35	.771	29	18	18	11	4	3
vs. UAB	85	31-69	.449	7-25	.280	16-18	.889	35	22	15	9	1	7
Iowa	55	22-66	.333	5-20	.250	6-10	.600	44	20	11	14	5	5
at Virginia Tech	79	25-58	.431	7-23	.304	22-28	.786	40	13	15	10	4	6
at Iowa	73	28-55	.509	4-12	.333	13-21	.619	39	15	16	18	6	5
Penn State	77	28-64	.438	12-23	.522	9-11	.818	30	22	19	14	7	8
Iowa	64	25-65	.385	10-24	.417	4-9	.444	42	20	17	18	6	6
at Indiana	77	27-66	.409	8-21	.381	15-23	.652	47	16	14	10	6	11
Iowa	78	33-74	.446	11-36	.306	1-8	.125	53	19	23	18	3	2
at Iowa State	84	30-65	.462	9-27	.333	15-20	.750	31	13	16	8	1	9
at Iowa	91	28-63	.444	13-32	.406	22-28	.786	46	15	22	7	8	6
Southern	60	21-70	.300	3-21	.143	15-20	.750	45	22	4	11	2	4
Iowa	90	37-67	.552	6-18	.333	10-15	.667	41	14	23	14	2	10
vs. Drake	64	24-55	.436	9-26	.346	7-9	.778	24	17	14	19	2	6
at Iowa	92	35-67	.522	6-22	.273	16-21	.762	48	11	25	12	6	7
Southern Utah	64	24-61	.393	8-26	.308	8-14	.571	29	22	17	12	0	6





# SEASON & CAREER BESTS/THE LAST TIME...

## Season Bests

Player	Points	3-Pointers	Rebounds	Assists	Blocks	Steals
Nicholas Baer	11, Drake	2, Iowa State	14, Drake	5, Drake	3, Indiana	5, Drake
Jordan Bohannon	30, UAB	6, UAB	5, Southern Utah	7, four times	---	2, Grambling St
Tyler Cook	29, UAB	1, Indiana	12, Penn State	5, Iowa State	2, three times	1, six times
Maishe Dailey	11, Alabama State	3, Southern	6, Iowa State	4, Indiana	---	2, Alabama State
Brady Ellingson	16, Indiana	3, three times	4, Iowa State	5, Iowa State	1, twice	2, Iowa State
Luka Garza	23, Southern	1, twice	13, twice	2, three times	3, three times	2, Grambling St
Ryan Kriener	6, Southern	1, twice	4, four times	4, Alabama State	2, Chicago State	3, Drake
Connor McCaffery	5, Southern	1, Southern	3, Southern	4, Southern	---	1, Southern
Isaiah Moss	24, Louisiana	4, twice	4, Indiana	4, UAB	1, twice	2, three times
Jack Nunge	17, Grambling St	3, Grambling St	8, Iowa State	4, twice	4, Southern	4, Chicago State
Cordell Pemsil	15, Alabama State	---	14, Virginia Tech	6, Virginia Tech	1, six times	1, three times
Charlie Rose	2, twice	---	1, three times	1, Southern Utah	---	---
Riley Till	2, Southern Utah	---	1, Chicago State	---	---	1, Chicago State
Dom Uhl	2, Alabama State	---	4, Alabama State	1, twice	1, twice	---
Ahmad Wagner	11, SDSU	1, twice	7, Alabama State	4, Chicago State	1, twice	1, five times

## Career Bests

Player	Points	3-Pointers	Rebounds	Assists	Blocks	Steals
Nicholas Baer	20, Penn State, '17	4, three times	14, Drake, '17	6, Savannah St, '16	6, twice	5, Drake, '17
Jordan Bohannon	30, UAB, '17	8, Maryland, '17	5, three times	13, TCU, '17	1, Nebraska '17	4, twice
Tyler Cook	29, UAB, '17	1, three times	12, Penn State, '17	5, Iowa State, '17	2, three times	3, Rutgers, '17
Maishe Dailey	11, Alabama St, '17	3, Southern, '17	7, Delaware St, '16	4, Indiana, '17	1, Savannah St, '16	2, twice
Brady Ellingson	23, Savannah St, '16	5, Ohio State, '17	4, twice	5, three times	1, twice	2, twice
Luka Garza	23, Southern, '17	1, twice	13, twice	2, three times	3, three times	3, Drake, '17
Ryan Kriener	14, twice	1, three times	7, Ohio State	4, Alabama St, '17	3, twice	2, three times
Connor McCaffery	5, Southern, '17	1, Southern, '17	3, Southern, '17	4, Southern, '17	---	1, Southern, '17
Isaiah Moss	24, Louisiana, '17	5, Stetson, '16	6, Stetson, '16	5, Notre Dame	2, three times	5, Indiana, '17
Jack Nunge	17, Grambling St, '17	3, Grambling St, '17	8, Iowa State, '17	4, twice	4, Southern, '17	4, Chicago St, '17
Cordell Pemsil	21, Stetson, '16	---	14, Virginia Tech, '17	6, Virginia Tech, '17	3, Rutgers, '17	4, South Dakota, '17
Charlie Rose	3, NDSU, '14	1, NDSU, '14	1, four times	1, three times	---	---
Riley Till	---	---	1, Chicago St, '17	---	---	1, Chicago State
Dom Uhl	18, Coppin St, '15	3, Coppin St, '15	10, twice	6, Ohio State, '17	5, Rutgers, '17	3, Marquette, '15
Ahmad Wagner	12, four times	1, twice	9, twice	5, Northwestern, '17	4, KSU, '16	3, Northwestern, '16

### The Last Time a Player . . .

#### **Had 30 or more points**

Iowa -- 30, Jordan Bohannon vs. UAB, 11/22/17  
Opponent -- 34, Glynn Watson Jr., Nebraska, 1/5/17

#### **Made at least 90% of his FGA (10 att.)**

Iowa -- .900 (9-10), Aaron White vs. Md.-Eastern Shore, 11/14/13  
Opponent -- .900 (9-10), E.J. Singler, Oregon, 3/18/12

#### **Made 100% of his FTA (10 att.)**

Iowa -- 1.000 (10-10), Isaiah Moss vs. Louisiana, 11/20/17  
Opponent -- 1.000 (12-12), Bonzie Colson, Notre Dame, 11/29/16

#### **Had 15 or more rebounds**

Iowa -- 18, Adam Woodbury vs. Wisconsin, 2/24/16  
Opponent -- 17, Bonzie Colson, Notre Dame 11/29/16

#### **Had 10 or more assists**

Iowa -- 13, Jordan Bohannon vs. TCU, 3/19/17  
Opponent -- 10, Nick Weiler-Babb, Iowa State, 12/7/17

#### **Had 5 or more blocks**

Iowa -- 5, Dom Uhl vs. Rutgers, 1/8/17  
Opponent -- 5, Alex Olah, Northwestern, 2/15/15

#### **Had 5 or more steals**

Iowa -- 5, Nicholas Baer vs. Drake, 12/16/17  
Opponent -- 5, Tevin King, South Dakota State, 11/21/17

### The Last Time a Team . . .

#### **Scored 100 or more points**

Iowa -- 116 vs. Savannah State, 11/13/16  
Opponent -- 101 by Minneosta, 2/8/17

#### **Scored 40 or fewer points**

Iowa -- 40 at Wisconsin, 3/3/10  
Opponent -- 39 by UNC Wilmington, 11/8/13

#### **Won an overtime game**

Iowa -- 96-90 (OT) vs. Indiana, 2/21/17  
Opponent -- 95-92 (OT) by TCU, 3/19/17

#### **Made at least 60% of its FGA (20 att.)**

Iowa -- .600 (30-50) vs. UAB, 11/22/17  
Opponent -- .603 (35-58) by Indiana, 3/9/17

#### **Made at least 50% of its 3-pt. FGA (8 att.)**

Iowa -- .615 (18-13) vs. UAB, 11/22/17  
Opponent -- .500 (12-23) by Penn State, 12/1/17

#### **Made at least 90% of its FTA (10 att.)**

Iowa -- 1.000 (13-13) at Purdue, 12/28/16  
Opponents -- .939 (15-16) by Illinois, 2/25/15



# SEASON HIGHS & LOWS/SPECIALITY STATS

CATEGORY	IOWA			OPPONENTS	
<u>Points</u>	High	95	Chicago State/UAB	85	UAB
	Low	55	Virginia Tech	58	Alabama State
<u>FG Made</u>	High	37	Drake	31	UAB
	Low	22	Louisiana/Virginia Tech	21	Southern
<u>FG Att.</u>	High	74	Iowa State	70	Southern
	Low	46	Grambling State	55	Drake
<u>FG%</u>	High	.600	UAB	.492	Louisiana
	Low	.333	Virginia Tech	.300	Southern
<u>3FG Made</u>	High	13	Southern	12	Penn State
	Low	4	Penn State	3	Southern
<u>3FG Att.</u>	High	36	Iowa State	27	Iowa State
	Low	12	Penn State	14	Alabama State
<u>3FG%</u>	High	.615	UAB	.522	Penn State
	Low	.250	Virginia Tech	.143	Southern
<u>FTM</u>	High	27	Grambling State/UAB	22	Virginia Tech
	Low	1	Iowa State	6	Alabama State/Grambling State
<u>FTA</u>	High	36	Grambling State	28	Virginia Tech
	Low	8	Iowa State	6	Grambling State
<u>FT% (min. 10)</u>	High	.808	Louisiana	.889	UAB
	Low	.515	Alabama State	.545	Alabama State
<u>Off. Reb.</u>	High	22	Alabama State	16	Indiana/Southern
	Low	4	UAB	3	Southern Utah
<u>Def. Reb.</u>	High	38	Southern Utah	31	Virginia Tech/Indiana
	Low	25	UAB	14	Grambling State
<u>Total Reb.</u>	High	53	Alabama State/Iowa State	47	Indiana
	Low	29	UAB	23	Alabama State
<u>Assists</u>	High	25	Alabama State/Southern Utah	25	Louisiana
	Low	10	Louisiana	4	Southern
<u>Steals</u>	High	10	Drake	11	Indiana
	Low	2	Iowa State	4	Southern
<u>Blocks</u>	High	8	Southern	7	Penn State
	Low	2	Louisiana/Drake	0	Southern Utah
<u>Turnovers</u>	High	18	Penn State/Indiana/Iowa State	20	Chicago State
	Low	7	Southern	8	Iowa State
<u>Fouls</u>	High	20	Virginia Tech/Indiana	33	Chicago State
	Low	11	Southern Utah	13	Virginia Tech/Iowa State

## GAME-BY-GAME SPECIALTY STATS

		Pts. Off	Pts. In	2nd	Bench
		TO's	Paint	Chance	Points
Date	Opponent				
11/10	Chicago State	15	30	17	39
11/12	Alabama State	33	38	27	49
11/16	Grambling State	12	30	13	29
11/20	vs. Louisiana	14	26	13	20
11/21	vs. South Dakota St	15	28	6	21
11/22	vs. UAB	13	36	5	10
11/28	at Virginia Tech	3	30	13	19
12/2	Penn State	14	42	13	19
12/4	at Indiana	10	26	12	28
12/7	at Iowa State	9	38	16	30
12/10	Southern	14	24	17	52
12/16	vs. Drake	25	52	19	27
12/19	Southern Utah	15	52	13	43
AVG.		14.7	34.7	14.1	29.6

## IOWA AND OPPONENT INDIVIDUAL HIGH PERFORMANCES

CATEGORY		IOWA		OPPONENTS
<u>Points</u>	30	Jordan Bohannon vs. UAB	25	Chris Cokely (UAB)
<u>Field Goals Made</u>	10 (10-13)	Tyler Cook vs. Drake	9	3x, last by Lindell Wigginton (Iowa State)
<u>Field Goals Attempted</u>	17 (6-17)	Isaiah Moss vs. Louisiana	18	2x, last by Lindell Wigginton (Iowa State)
<u>Field Goal Percentage (min. 5 made)</u>	1.000 (6-6)	Tyler Cook vs. Chicago State	1.000 (6-6)	Bryce Washington (Louisiana)
<u>3-Point Field Goals Made</u>	6 (6-8)	Jordan Bohannon vs. UAB	4	4x, last by Lindell Wigginton (Iowa State)
<u>3-Point Field Goals Attempted</u>	10 (5-10)	Jordan Bohannon at Iowa State	10 (4-10)	Anthony Gaston (Grambling State)
<u>3-Point Field Goals Pct. (min. 4 made)</u>	.750 (6-8)	Jordan Bohannon vs. UAB	.400 (4-10)	Anthony Gaston (Grambling State)
<u>Free Throws Made</u>	13 (13-16)	Tyler Cook vs. UAB	7 (7-8)	Chris Cokely (UAB)
<u>Free Throws Attempted</u>	16 (13-16)	Tyler Cook vs. UAB	8 (7-8)	Chris Cokely (UAB)
<u>Free Throw Pct. (min. 7 made)</u>	1.000 (10-10)	Isaiah Moss vs. Louisiana	.875 (7-8)	Chris Cokely (UAB)
<u>Offensive Rebounds</u>	7	2x, last by Tyler Cook vs. Penn State	5	Axel Mpoyo (Grambling State)
<u>Defensive Rebounds</u>	9	Nicholas Baer vs. Drake	10	Bryce Washington (Louisiana)
<u>Total Rebounds</u>	14	Pemsl at Virginia Tech/Baer vs. Drake	10	5x, last by Jared Sam (Southern)
<u>Assists</u>	7	4x, last by Bohannon vs. Southern Utah	11	Marcus Stroman (Louisiana)
<u>Steals</u>	5	Nicholas Baer vs. Drake	5	Tevin King (SDSU)
<u>Blocks</u>	4	Jack Nunge vs. Southern	4	3x, last by De'Ron Davis (Indiana)
<u>Turnovers</u>	6	Tyler Cook vs. Drake	7	Graham Woodward (Drake)



# 2017-18 IOWA RECORD WHEN...

When playing at home:	5-1	When leading at the half:	7-1	When wearing White:	5-2
When playing on the road:	0-3	When trailing at the half:	0-4	When wearing Black:	2-4
When playing on a neutral court:	2-2	When tied at the half:	0-1	When wearing Gold:	0-0
When Iowa scores 100 points or more:	0-0	Iowa field goal percentage at home:	179-351	.509	
When Iowa scores 90-99 points:	6-0	Iowa field goal percentage on road:	197-437	.451	
When Iowa scores 80-89 points:	1-0	Iowa 3-point percentage at home:	54-137	.394	
When Iowa scores 70-79 points:	0-4	Iowa 3-point percentage on road:	54-151	.357	
When Iowa scores under 70 points:	0-2	Iowa free throw percentage at home:	116-174	.666	
		Iowa free throw percentage on road:	77-118	.652	
When opponent scores 100 points or more:	0-0	On Sunday:	2-0		
When opponent scores 90-99 points:	0-0	On Monday:	0-2		
When opponent scores 80-89 points:	1-3	On Tuesday:	1-2		
When opponent scores 70-79 points:	1-3	On Wednesday:	1-0		
When opponent scores 60-69 points:	4-0	On Thursday:	1-1		
When opponent scores fewer than 60 points:	1-0	On Friday:	1-0		
When Iowa shoots at least 50% from the field:	5-2	On Saturday:	1-1		
When Iowa shoots less than 50% from the field:	2-4	On BTN:	3-2		
When opponent shoots at least 50% from the field:	0-0	On CBS:	0-0		
When opponent shoots less than 50% from the field:	7-6	On ESPN:	0-0		
When Iowa has higher FG% than opponent:	7-2	On ESPN2:	0-2		
When opponent has higher FG%:	0-4	On ESPNU:	0-0		
When FG% is equal:	0-0	On BTN Plus:	3-0		
		On FS1:	0-0		
When Iowa outrebounds opponent:	6-4	On CBS SN:	0-0		
When opponent has more rebounds:	1-1	On NBC SN:	0-0		
When rebounds are equal:	0-1	truTV:	0-0		
When Iowa shoots at least 80% from the line:	0-1	Most Points, First Half: 52 vs. Chicago State			
When Iowa shoots less than 80% from the line:	7-5	Fewest Points, First Half: 17 vs. Louisiana			
When opponent shoots at least 80% from the line:	2-3	Most Points Allowed, First Half: 41 by Indiana			
When opponent shoots less than 80% from the line:	5-4	Fewest Points Allowed, First Half: 22 vs. Alabama State			
When Iowa shoots more free throws than opponent:	7-3	Most Points, Second Half: 54 vs. Louisiana			
When opponent shoots more free throws:	0-4	Fewest Points, Second Half: 17 at Virginia Tech			
When free throws attempts are equal:	0-0	Most Points Allowed, Second Half: 48 by UAB/Iowa State			
When Iowa has higher FT% than opponent:	4-1	Fewest Points Allowed, Second Half: 29 by Southern			
When opponent has higher FT%:	4-6	Largest Halftime Advantage: 25 vs. Chicago St/Alabama St			
When FT% is equal:	0-0	Largest Halftime Deficit: 20 vs. Louisiana			
When Iowa shoots at least 50% from 3-point range:	2-0				
When Iowa shoots less than 50% from 3-point range:	5-6				
When opponent shoots at least 50% from 3-point range:	0-2				
When opponent shoots less than 50% from 3-point range:	7-4				
When Iowa has a higher 3-point FG% than opponent:	5-1				
When opponent has a higher 3-point FG%:	2-5				
When 3-point FG% is equal:	0-0				
When Iowa has more assists than opponent:	7-3				
When opponent has more assists:	0-3				
When assists are equal:	0-0				
When Iowa has fewer turnovers than opponent:	4-0				
When opponent has fewer turnovers:	2-6				
When turnovers are equal:	1-0				
When Iowa has more steals than opponent:	4-0				
When opponent has more steals:	3-6				
When steals are equal:	0-0				



# UNDER McCAFFERY... IOWA RECORD WHEN...

When playing at home:	100-31	When leading at the half:	123-31	When wearing White:	93-36
When playing on the road:	28-49	When trailing at the half:	17-73	When wearing Black:	35-64
When playing on a neutral court:	16-25	When tied at the half:	3-2	When wearing Gold:	15-6
When Iowa scores 100 points or more:	6-0	Iowa field goal percentage at home:	3525-7590	.464	
When Iowa scores 90-99 points:	23-4	Iowa field goal percentage on road:	2981-7002	.426	
When Iowa scores 80-89 points:	44-9	Iowa 3-point percentage at home:	858-2381	.360	
When Iowa scores 70-79 points:	46-30	Iowa 3-point percentage on road:	731-2166	.337	
When Iowa scores under 70 points:	25-64	Iowa free throw percentage at home:	2299-3225	.712	
		Iowa free throw percentage on road:	1626-2287	.711	
When opponent scores 100 points or more:	0-4	On Sunday:	27-19		
When opponent scores 90-99 points:	2-14	On Monday:	10-4		
When opponent scores 80-89 points:	3-25	On Tuesday:	21-16		
When opponent scores 70-79 points:	35-39	On Wednesday:	15-17		
When opponent scores 60-69 points:	47-23	On Thursday:	19-24		
When opponent scores fewer than 60 points:	57-2	On Friday:	15-10		
		On Saturday:	35-16		
When Iowa shoots at least 50% from the field:	43-10	On BTN:	57-53		
When Iowa shoots less than 50% from the field:	101-97	On CBS:	1-2		
When opponent shoots at least 50% from the field:	3-41	On ESPN:	10-13		
When opponent shoots less than 50% from the field:	141-66	On ESPN2:	12-15		
When Iowa has higher FG% than opponent:	127-19	On ESPNU:	14-8		
When opponent has higher FG%:	16-85	On FS1:	1-0		
When FG% is equal:	2-2	On Mediacom:	12-0		
		On CBS SN:	1-3		
When Iowa outrebounds opponent:	109-42	On NBC SN:	2-1		
When opponent has more rebounds:	33-60	truTV:	1-0		
When rebounds are equal:	2-5				
When Iowa shoots at least 80% from the line:	35-20	Most Points, First Half: 59 vs. Savannah State, '16			
When Iowa shoots less than 80% from the line:	109-87	Fewest Points, First Half: 14 vs. Indiana, '13			
When opponent shoots at least 80% from the line:	29-22	Most Points Allowed, First Half: 55 vs. Michigan State, '12			
When opponent shoots less than 80% from the line:	116-84	Fewest Points Allowed, First Half: 12 vs. UNC Wilmington, '13			
When Iowa shoots more free throws than opponent:	118-46	Most Points, Second Half: 58 vs. SIU-Edwardsville, '10			
When opponent shoots more free throws:	20-57	Fewest Points, Second Half: 15 vs. Northern Iowa, '14			
When free throws attempts are equal:	6-4	Most Points Allowed, Second Half: 61 at Oregon, '12			
When Iowa has higher FT% than opponent:	93-46	Fewest Points Allowed, Second Half: 16 vs. UNI, '10			
When opponent has higher FT%:	48-58	Largest Halftime Advantage: 37 vs. Arkansas-Pine Bluff, '13			
When FT% is equal:	3-3	Largest Halftime Deficit: 25 vs. Villanova, '16			
When Iowa shoots at least 50% from 3-point range:	20-7				
When Iowa shoots less than 50% from 3-point range:	123-101				
When opponent shoots at least 50% from 3-point range:	2-19				
When opponent shoots less than 50% from 3-point range:	143-88				
When Iowa has a higher 3-point FG% than opponent:	104-35				
When opponent has a higher 3-point FG%:	35-74				
When 3-point FG% is equal:	0-1				
When Iowa has more assists than opponent:	110-27				
When opponent has more assists:	29-69				
When assists are equal:	5-10				
When Iowa has fewer turnovers than opponent:	97-38				
When opponent has fewer turnovers:	39-58				
When turnovers are equal:	9-10				
When Iowa has more steals than opponent:	89-37				
When opponent has more steals:	41-60				
When steals are equal:	14-9				





# IOWA SUPERLATIVES UNDER McCAFFERY

## TEAM

### Most Points Scored

1. 116 -- Savannah State (11/13/16)
2. 111 -- SIU Edwardsville (11/26/10)
3. 109 -- Md. Eastern Shore (11/14/13)
4. 105 -- Central Arkansas (12/19/11)
5. 103 -- Coppin State (11/15/15)
- 103 -- Abilene Christian (11/17/13)

### Fewest Points Allowed

1. 36 -- Howard (11/15/12)
2. 39 -- UNC Wilmington (11/8/13)
- 39 -- Northern Iowa (12/7/10)
4. 40 -- Louisiana Monroe (11/16/10)
5. 41 -- Abilene Christian (11/17/13)

### Field Goals Made

1. 42 -- Savannah State (11/13/16)
- 42 -- Central Arkansas (12/19/11)
3. 40 -- Coppin State (11/15/15)
4. 38 -- Abilene Christian (11/17/13)
5. **37 -- Drake (12/16/17)**
- 37 -- SIU Edwardsville (11/26/10)
- 37 -- Oregon (3/18/12)

### Field Goals Attempted

1. 87 -- Savannah State (11/13/16)
2. 77 -- Nebraska (1/5/17)
- 79 -- Oregon (3/18/12)
4. 76 -- Central Arkansas (12/19/11)
- 76 -- South Dakota (12/4/12)

### Field Goal Percentage (20 Made)

1. .643 -- Maryland (2/8/15)
2. .630 -- Indiana (1/29/12)
3. .627 -- Michigan (2/5/15)
4. .623 -- Abilene Christian (11/17/13)
5. .617 -- Arkansas-Pine Bluff (12/22/13)

### 3-Point Field Goals Made

1. 18 -- Savannah State (11/13/16) \*
2. 16 -- Maryland (2/25/17)
- 16 -- TCU (3/19/17)
4. 14 -- Omaha (12/3/16)
5. **13 -- Southern (12/10/17)**
- 13 -- Northern Illinois (11/17/11)

### 3-Point Field Goals Attempted

1. 43 -- Savannah State (11/13/16) \*
2. **36 -- Iowa State (12/7/17)**
3. 35 -- Notre Dame (11/29/16)
4. 34 -- Omaha (12/3/16)
5. **32 -- Southern (12/10/17)**

### 3-Point FG Percentage (10 Made)

1. .619 (13-21) Northern Illinois (11/17/11)
2. .615 (16-26) Maryland (2/25/17)
3. .611 (11-18) Rutgers (1/31/17)
4. .588 (10-17) Arkansas-Pine Bluff (12/22/13)
- .588 (10-17) Michigan (2/1/14)

### Free Throws Made

1. 39 -- Indiana (2/21/17)
2. 38 -- Omaha (11/10/13)
3. 32 -- Md. Eastern Shore (11/14/13)
4. 31 -- Penn State (2/15/14)
- 31 -- Wichita State (11/21/12)
- 31 -- Penn State (1/31/13)
- 31 -- Nebraska (1/5/15)

### Free Throws Attempted

1. 49 -- Omaha (11/10/13)
2. 47 -- Indiana (2/21/17)
3. 43 -- UM Eastern Shore (11/14/13)
- 43 -- Michigan State (1/28/14)
5. 40 -- Penn (11/22/13)
- 40 -- Penn State (2/15/14)

### Free Throw Percentage (10 Made)

1. 1.000 (15-15) Virginia (3/27/13)
2. 1.000 (13-13) Purdue (12/28/16)
3. .929 (26-28) North Florida (12/22/14)
4. .926 (25-27) Penn State (2/28/15)
5. .923 (12-13) Iowa State (12/12/14)
6. .917 (11-12) Michigan St (3/15/13)

### Most Rebounds

1. 57 -- Md. Eastern Shore (11/14/13)
2. 56 -- UNC Wilmington (11/8/13)
- 56 -- Brown (12/3/11)
- 56 -- SC State (12/19/12)
5. 54 -- Fairleigh Dickinson (12/9/13)
- 54 -- Coppin State (12/22/12)

### Most Assists

1. 33 -- Savannah State (11/13/16)
2. 32 -- Central Arkansas (12/19/11)
3. 31 -- Coppin State (11/15/15)
4. 26 -- Northern Illinois (11/17/11)
- 26 -- TCU (3/19/17)
6. **25 -- Southern Utah (12/19/17)**
- 25 -- Alabama State (11/12/17)**
- 25 -- Abilene Christian (11/17/13)

### Most Steals

1. 19 -- SIU Edwardsville (11/26/10)
2. 16 -- UMBC (12/6/14)
3. 15 -- Rutgers (1/31/17)
4. 14 -- Maryland (1/19/17)
- 14 -- Marquette (11/19/15)
- 14 -- Penn (11/22/13)
- 14 -- Idaho St (12/4/10)
- 14 -- Chicago St (11/11/11)
9. 13 -- Rutgers (2/19/15)
- 13 -- IPFW (11/26/11)
- 13 -- UT-Pan American (11/9/12)

### Most Blocked Shots

1. 14 -- Drake (12/19/15) \*
2. 13 -- Illinois (3/5/13)
3. 12 -- UNC Wilmington (11/8/13)
- 12 -- Northern Illinois (11/26/14)
5. 11 -- Michigan State (12/29/15)
6. 10 -- Penn State (2/15/14)
- 10 -- UT-Pan American (11/9/12)

### Fewest Turnovers

1. 3 -- Temple (3/18/16)
- 3 -- Drake (12/19/15)
3. 4 -- Michigan (1/17/16)
- 4 -- Northwestern (2/15/15)
5. 5 -- Stetson (12/5/16)
- 5 -- Davidson (3/20/15)
- 5 -- Abilene Christian (11/17/13)
- 5 -- Drake (12/7/13)
- 5 -- UTEP (11/29/13)
- 5 -- Purdue (3/2/14)
- 5 -- Boise St (12/22/11)

\* -- denotes school record

## INDIVIDUAL

### Most Points:

1. 42 -- Peter Jok vs. Memphis (11/26/16)
2. 35 -- Peter Jok vs. Indiana (2/21/17)
3. 34 -- Peter Jok vs. Nebraska (1/5/17)
4. 33 -- Peter Jok vs. Omaha (12/3/16)
- 33 -- Matt Gatens vs. Wisconsin (2/23/12)
6. 32 -- Jarrod Uthoff vs. Iowa State (12/10/15)
7. 31 -- Devyn Marble vs. Oregon (3/18/12)

### Field Goals Made

1. 12 -- Jarrod Uthoff vs. Iowa State (12/10/15)
- 12 -- Matt Gatens vs. Wisconsin (2/23/12)
- 12 -- Peter Jok vs. Nebraska (1/5/17)
4. 11 -- Jarrod Uthoff vs. Michigan (3/5/16)
- 11 -- Aaron White vs. Davidson (3/20/15)
- 11 -- Aaron White vs. Iowa State (12/13/13)
- 11 -- Peter Jok vs. Memphis (11/26/16)
- 11 -- Peter Jok vs. Seton Hall (11/17/16)
- 11 -- Peter Jok vs. Kennesaw St. (11/11/16)
- 11 -- Peter Jok vs. Purdue (1/12/17)

### Field Goals Attempted

1. 24 -- Devyn Marble vs. Wisconsin (1/5/14)
- 24 -- Peter Jok vs. Nebraska (1/5/17)
3. 23 -- Devyn Marble vs. Xavier (11/28/13)
- 23 -- Devyn Marble vs. Villanova (11/30/13)
5. 21 -- Jarrod Uthoff vs. Temple (3/18/16)
- 21 -- Matt Gatens vs. Minnesota (1/16/11)
- 21 -- Peter Jok vs. Seton Hall (11/17/16)
- 21 -- Peter Jok vs. Omaha (12/3/16)

### 3-Point FG Made

1. 8 -- Peter Jok vs. Memphis (11/26/16)
2. 8 -- Jordan Bohannon vs. Maryland (2/25/17)
3. 7 -- Jordan Bohannon vs. Notre Dame (11/29/16)
- 7 -- Jordan Bohannon vs. TCU (3/19/17)
- 7 -- Devyn Marble vs. Oregon (3/18/12)
- 7 -- Matt Gatens vs. Wisconsin (2/23/12)
- 7 -- Matt Gatens vs. Indiana (2/19/12)

### 3-Point Field Goals Attempted

1. 15 -- Jordan Bohannon at Notre Dame (12/3/16)
2. 12 -- Jordan Bohannon vs. Omaha (12/3/16)
3. 11 -- Jordan Bohannon vs. Indiana (3/9/17)
- 11 -- Peter Jok at Notre Dame (11/29/16)
- 11 -- Peter Jok vs. Memphis (11/26/16)
- 11 -- Peter Jok vs. Nebraska (1/5/17)
- 11 -- Peter Jok vs. Penn State (2/17/16)
- 11 -- Jarrod Uthoff vs. N'western (2/15/15)
- 11 -- Josh Oglesby at Wisconsin (2/6/13)

### Free Throws Made

1. 22 -- Peter Jok vs. Indiana (2/21/17) \*
2. 14 -- Roy Devyn Marble vs. UNI (12/15/12)
- 14 -- Aaron White vs. Texas (11/20/14)
4. **13 -- Tyler Cook vs. UAB (11/22/17)**
- 13 -- Aaron White vs. Wisconsin (11/19/13)
6. 12 -- Peter Jok vs. Omaha (12/3/16)
- 12 -- Peter Jok vs. Memphis (11/26/16)
- 12 -- Devyn Marble vs. Indiana (12/31/12)
- 12 -- Aaron White vs. Nebraska (1/5/15)
- 12 -- Gabriel Olaseni vs. Nebraska (1/5/15)

### Most Rebounds:

1. 18 -- Adam Woodbury vs. Wisconsin (2/24/16)
2. 17 -- Aaron White vs. Iowa State (12/13/13)
3. 16 -- Gabriel Olaseni at Purdue (1/24/15)
4. 15 -- Jarrod Uthoff vs. Minnesota (2/14/16)
- 15 -- Adam Woodbury vs. Indiana (2/11/16)
- 15 -- Adam Woodbury vs. Penn State (2/3/16)
- 15 -- Aaron White vs. Omaha (11/10/13)
- 15 -- Jarryd Cole vs. UNI (12/7/10)

### Most Assists

1. 13 -- Jordan Bohannon vs. TCU (3/19/17)
2. 12 -- Mike Gesell vs. Minnesota (2/14/16)
- 12 -- Mike Gesell vs. Coppin State (11/15/15)
4. 11 -- Jordan Bohannon vs. South Dakota (3/15/17)
- 11 -- Mike Gesell vs. Michigan (3/5/16)
- 11 -- Devyn Marble vs. Wisconsin (2/22/14)
- 11 -- Bryce Cartwright vs. Dayton (3/13/12)
8. 10 -- Jordan Bohannon vs. Indiana (3/9/17)
- 10 -- Mike Gesell vs. Nebraska (1/5/16)
- 10 -- Mike Gesell vs. Tenn. Tech (12/22/15)
- 10 -- Bryce Cartwright at Oregon (3/18/12)
- 10 -- Bryce Cartwright vs. Mich St (2/2/11)

### Most Steals

1. 7 -- Eric May vs SIUE (11/26/10)
- 6 -- Roy Devyn Marble vs. Penn (11/22/13)
- 6 -- Eric May at Wake Forest (11/30/10)
4. **5 -- Nicholas Baer vs. Drake (12/16/17)**
- 5 -- Isaiah Moss vs. Indiana (3/9/17)
- 5 -- Jarryd Cole at Mich St (3/2/11)
- 5 -- Matt Gatens vs. Idaho St (12/4/10)
- 5 -- Aaron White vs. North Florida (12/22/14)
- 5 -- Mike Gesell at Penn State (2/28/15)

### Most Blocks

1. 7 -- Melsahn Basabe vs. Iowa St (12/10/10)
- 7 -- Gabriel Olaseni vs. Illinois (3/5/13)
3. 6 -- Nicholas Baer at Nebraska (1/5/17)
- 6 -- Jarrod Uthoff vs. Minnesota (2/14/16)
- 6 -- Jarrod Uthoff vs. Michigan State (12/29/15)
- 6 -- Nicholas Baer vs. Drake (12/19/15)
- 6 -- Melsahn Basabe vs. Ohio St (1/4/11)



## Game 1 - Iowa 95, Chicago State 62

### Official Basketball Box Score -- Game Totals -- Final Statistics Chicago State vs Iowa

11/10/17 8:05 p.m. at Carver-Hawkeye Arena - Iowa City, IA

#### Chicago State 62 • 0-1

#	Player		Total		3-Ptr		Rebounds				PF	TP	A	TO	Blk	Stl	Min
			FG	FGA	FG	FGA	FT	FTA	Off	Def							
10	Harris, Anthony	f	3-4	1-2	0-1		1	2	3	4	7	1	3	0	1	24	
23	Szpir, Patrick	c	2-6	0-1	2-2		3	3	6	4	6	1	4	0	0	19	
00	Burns, Glen	g	0-1	0-1	2-2		1	0	1	4	2	2	2	0	1	19	
14	Sims, Jr., Fred	g	6-16	2-8	1-2		0	2	2	2	15	0	0	0	0	29	
35	Shaw, Rob	g	5-11	0-3	0-0		0	1	1	2	10	6	3	0	4	30	
02	Pruitt, Jelani		1-4	0-0	2-2		2	1	3	2	4	0	1	0	0	11	
03	Simmons, Deionte		1-2	0-0	2-3		1	1	2	4	4	0	0	0	0	5	
11	Townsen, Jr., Nathan		1-1	1-1	0-2		0	0	0	1	3	0	0	0	0	3	
15	Henton, Simeon		0-1	0-0	1-2		0	0	0	0	1	0	0	0	1	6	
21	Bowles, Cameron		1-4	0-1	0-2		2	1	3	3	2	0	2	1	1	12	
30	Bell, Travon		0-5	0-4	0-0		0	3	3	1	0	0	0	0	0	11	
32	Byrd, Montana		0-1	0-1	0-0		0	0	0	1	0	0	1	0	0	5	
37	Joyce, John		2-4	2-4	0-0		1	0	1	2	6	0	1	0	1	14	
42	Stephens-Holmes, Jale		1-1	0-0	0-0		1	2	3	3	2	0	2	1	0	12	
	Team						3	2	5								
Totals				23-61	6-26		10-18	15	18	33	33	62	10	20	2	9	200
FG % 1st Half: 11-37			29.7%	2nd half: 12-24			50.0%	Game: 23-61			37.7%	Deadball					
3FG % 1st Half: 0-14			0.0%	2nd half: 6-12			50.0%	Game: 6-26			23.1%	Rebounds					
FT % 1st Half: 5-7			71.4%	2nd half: 5-11			45.5%	Game: 10-18			55.6%	3					

#### Iowa 95 • 1-0

#	Player		Total		3-Ptr		Rebounds		PF	TP	A	TO	Blk	Stl	Min
			FG-FGA	FG-FGA	FT-FTA	Off	Def	Off							
00	Wagner, Ahmad	f	0-2	0-0	2-4	2	4	6	2	2	4	1	0	0	19
05	Cook, Tyler	r	4-4	0-0	4-7	2	4	6	1	12	3	0	0	1	21
55	Garza, Luka	c	6-6	0-0	4-8	1	4	5	1	16	1	1	3	0	18
03	Bohannon, Jordan	g	4-10	4-7	0-0	0	1	1	1	12	6	0	0	0	21
04	Moss, Isaiah	g	5-7	4-6	0-0	0	1	1	2	14	1	1	0	1	13
01	Dailey, Maishe		3-5	1-2	3-3	1	1	2	1	10	1	3	0	0	18
02	Nunge, Jack		2-4	0-1	6-7	1	3	4	1	10	0	2	1	4	19
11	Rose, Charlie		0-0	0-0	0-0	0	0	0	1	0	0	0	0	0	3
15	Kriener, Ryan		2-3	0-0	0-1	0	1	1	3	4	2	3	2	0	14
20	Till, Riley		0-0	0-0	0-0	0	1	1	0	0	0	1	0	1	5
24	Ellingson, Brady		3-5	3-5	0-0	0	1	1	0	9	4	1	0	0	28
25	Uhl, Dom		0-1	0-1	1-2	0	3	3	2	1	0	2	1	0	8
35	Pemsl, Cordell		2-5	0-0	1-3	1	4	5	4	5	1	2	0	0	13
	Team					2	0	2							
Totals			31-52	12-22	21-35	10	28	38	19	95	23	17	7	8	200
FG % 1st Half: 19-31			61.3%	2nd half: 12-21	57.1%	Game: 31-52			59.6%	Deadball					
3FG % 1st Half: 7-14			50.0%	2nd half: 5-8	62.5%	Game: 12-22			54.5%	Rebounds					
FT % 1st Half: 7-14			50.0%	2nd half: 14-21	66.7%	Game: 21-35			60.0%	7					

Officials: Glenn Mayborg, Lewis Garrison, Brooks Wells  
Technical fouls: Chicago State-None. Iowa-None.  
Attendance: 12100

Score by periods	1st	2nd	Total
Chicago State	27	35	62
Iowa	52	43	95

Points	In	Off	2nd	Fast	Bench
CSU	30	14	8	14	22
IOWA	30	15	17	5	39

Last FG - CSU 2nd-00:14, IOWA 2nd-00:24.  
Largest lead - CSU by 2 1st-19:39, IOWA by 40 2nd-09:36.  
CSU led for 00:45. IOWA led for 38:54. Game was tied for 00:21.

Score tied - 0 times.  
Lead changed - 1 time.

## Game 3 - Iowa 85, Grambling State 74

### Official Basketball Box Score -- Game Totals -- Final Statistics Grambling State vs Iowa

11/16/17 7:00 p.m. at Carver-Hawkeye Arena - Iowa City, IA

#### Grambling State 74 • 0-2

#	Player		Total		3-Ptr		Rebounds				PF	TP	A	TO	Blk	Stl	Min
			FG	FGA	FG	FGA	FT	FTA	Off	Def							
11	Mpoyo, Axel	f	8-18	1-1	4-4	5	1	6	1	21	2	1	1	2	35		
32	Jackson, DeVante	r	0-2	0-1	0-0	0	1	1	3	0	1	0	0	0	15		
01	Smith, Jr., Ivy	g	3-7	1-1	0-0	1	1	2	4	7	8	1	0	0	30		
04	Gaston, Anthony	g	6-14	4-10	0-0	2	1	3	4	16	4	1	0	1	37		
05	Thomas, Shirmane	g	2-6	1-3	0-0	1	4	5	3	5	2	3	0	1	25		
02	Ribeiro, Nigel		5-9	2-3	0-0	0	0	0	2	12	2	0	0	1	16		
03	Wright, Kareem		0-1	0-1	0-0	0	0	0	0	0	0	0	0	0	2		
10	Wilks, Drake		0-2	0-2	0-0	0	0	0	1	0	0	1	0	0	6		
12	Jackson, Bobby		0-2	0-0	0-0	2	4	6	3	0	0	1	1	1	14		
23	Wol, Diing Diing		0-0	0-0	0-0	0	0	0	0	0	1	0	1	4	0		
24	Jones, Dontae		5-7	1-2	2-2	0	2	2	4	13	0	2	0	0	16		
	Team					2	0	2									
Totals			29-68	10-24	6-6	13	14	27	25	74	19	11	2	7	200		
FG % 1st Half: 14-32			43.8%	2nd half: 15-36		41.7%	Game: 29-68		42.6%	Deadball							
3FG % 1st Half: 5-10			50.0%	2nd half: 5-14		35.7%	Game: 10-24		41.7%	Rebounds							
FT % 1st Half: 2-2			100.0	2nd half: 4-4		100.0	Game: 6-6		100.0	0							

#### Iowa 85 • 3-0

#	Player		Total			3-Ptr			Rebounds			PF	TP	A	TO	Blk	Stl	Min
			FG-FGA	FG-FGA	FT-FTA	Off	Def	Tot										
00	Wagner, Ahmad	f	0-0	0-0	1-2	0	1	1	0	1	1	2	1	1	12			
05	Cook, Tyler	r	4-6	0-0	7-8	4	3	7	4	15	1	3	1	1	29			
55	Garza, Luka	c	6-9	0-1	1-4	2	7	9	3	13	2	2	3	2	28			
03	Bohannon, Jordan	g	1-7	1-4	9-10	1	1	2	2	12	7	1	0	2	28			
04	Moss, Isaiah	g	4-9	3-6	4-4	0	2	2	3	15	1	0	0	2	30			
01	Dailey, Maishe		1-2	1-2	0-0	0	0	0	0	3	1	0	0	0	7			
02	Nunge, Jack		6-8	3-5	2-4	1	6	7	0	17	2	0	1	0	27			
15	Kriener, Ryan		2-2	0-0	0-0	1	0	1	1	4	1	1	0	0	11			
24	Ellingson, Brady		1-3	0-2	0-0	0	2	2	0	2	3	1	0	0	15			
35	Pemsl, Cordell		0-0	0-0	3-4	1	1	2	1	3	1	3	0	0	13			
Team						0	3	3										
Totals				25-46	8-20	27-36	10	26	36	14	85	20	13	6	8	200		
FG % 1st Half: 12-22			54.5%	2nd half: 13-24			54.2%	Game: 25-46			54.3%	Deadball						
3FG % 1st Half: 6-14			42.9%	2nd half: 2-6			33.3%	Game: 8-20			40.0%	Rebounds						
FT % 1st Half: 13-18			72.2%	2nd half: 14-18			77.8%	Game: 27-36			75.0%	6						

Officials: Keith Kimble, Edwin Young, John Floyd  
Technical fouls: Grambling State-None. Iowa-None.  
Attendance: 10540

Score by periods	1st	2nd	Total
Grambling State	35	39	74
Iowa	43	42	85

Points	In	Off	2nd	Fast	Bench
GRAMMB	30	12	13	6	25
IOWA	30	12	13	2	29

Last FG - GRAMMBB 2nd-00:31, IOWA 2nd-02:49.  
Largest lead - GRAMMBB by 3 2nd-10:58, IOWA by 13 2nd-02:49.  
GRAMMB led for 01:14. IOWA led for 32:41. Game was tied for 06:05.

Score tied - 7 times.  
Lead changed - 4 times.

## Game 2 - Iowa 92, Alabama State 58

### Official Basketball Box Score -- Game Totals -- Final Statistics Alabama State vs Iowa

11/12/17 3:00 p.m. at Carver-Hawkeye Arena - Iowa City, IA

#### Alabama State 58 • 0-2

#	Player		Total		3-Ptr		Rebounds				PF	TP	A	TO	Blk	Stl	Min
			FG-FGA	FG-FGA	FT-FTA	Off	Def	TO									
14	Jones, Ed	f	2-8	0-1	1-1	1	1	2	5	5	0	0	1	0	0	23	
24	Johnsen, Brandon	f	6-8	0-0	1-4	0	7	7	3	13	0	1	4	2	34		
03	Davis, Gene	g	3-6	2-2	0-1	1	1	2	1	8	2	4	0	0	21		
05	Ewuosho, Tobi	g	6-14	0-0	1-2	4	6	10	4	13	4	1	0	2	32		
12	Gee, Reginald	g	5-12	2-4	3-3	3	5	8	0	15	0	1	0	0	26		
02	Johnson, Micah		1-1	0-0	0-0	0	1	1	1	2	2	3	0	0	7		
10	Ross, Jacoby		0-3	0-3	0-0	0	0	0	0	0	1	1	0	0	12		
11	Rogers, Austin		0-2	0-1	0-0	0	0	0	2	0	0	1	0	0	12		
13	Deneus, Fredens		0-0	0-0	0-0	0	0	0	0	0	0	0	0	0	2		
15	Pichardo, Fausto		0-1	0-0	0-0	0	0	0	4	0	0	1	0	0	5		
21	Wright, Marice		1-4	0-1	0-0	4	2	6	1	2	1	0	1	1	15		
30	LeFloire, Terrance		0-4	0-2	0-0	1	0	1	1	0	0	2	0	0	7		
52	Rogers, Steve		0-1	0-0	0-0	0	0	0	0	0	0	1	0	0	4		
	Team					1	0	1				1					
	Totals		24-64	4-14	6-11	15	23	38	22	58	10	17	6	5	200		
	FG % 1st Half:	10-34	29.4%	2nd half:	14-30	46.7%	Game:	24-64	37.5%							Deadball	
3FG	% 1st Half:	1-8	12.5%	2nd half:	3-6	50.0%	Game:	4-14	28.6%							Rebounds	
FT	% 1st Half:	1-4	25.0%	2nd half:	5-7	71.4%	Game:	6-11	54.5%							0	

## Game 5 - South Dakota State 80, Iowa 72

### Official Basketball Box Score -- Game Totals -- Final Statistics

Iowa vs South Dakota State  
11/21/17 Noon at Cayman Island Classic

#### Iowa 72 • 3-2

#	Player	Total		3-Ptr		Rebounds			PF	TP	A	TO	Blk	Stl	Min
		FG-FGA	FG-FGA	FT-FTA	FT-FTA	Off	Def	Tot							
00	Wagner, Ahmad	f	5-6	1-1	0-0	2	1	3	3	11	1	1	0	1	17
05	Cook, Tyler	f	4-10	0-0	3-4	1	5	6	5	11	1	1	2	0	28
55	Garza, Luka	f	2-7	0-2	0-3	2	8	10	1	4	1	0	1	0	28
03	Bohannon, Jordan	g	2-5	2-5	1-2	1	1	2	3	7	7	1	0	0	32
04	Moss, Isaiah	g	8-16	2-7	0-0	0	2	2	1	18	3	4	0	2	32
01	Dailey, Maishe	g	0-2	0-2	0-0	0	0	0	0	0	0	0	0	0	5
02	Nunge, Jack	g	5-5	2-2	2-4	1	1	2	2	14	1	2	0	1	25
15	Kriener, Ryan	g	2-2	1-1	0-0	0	1	1	1	5	0	3	0	0	10
20	Till, Riley	g	0-0	0-0	0-0	0	0	0	0	0	0	0	0	0	0+
24	Ellingson, Brady	g	0-1	0-1	0-0	0	1	1	0	0	0	2	0	0	9
25	Uhl, Dom	g	0-0	0-0	0-0	0	0	0	0	0	0	0	0	0	2
35	Pemsl, Cordell	g	0-1	0-0	2-2	0	3	3	1	2	2	1	0	0	12
Team						2	3	5							
Totals			28-55	8-21	8-15	9	26	35	17	72	16	15	3	4	200
FG % 1st Half: 14-33		42.4%	2nd half: 14-22		63.6%	Game: 28-55		50.9%	Deadball						
3FG % 1st Half: 3-11		27.3%	2nd half: 5-10		50.0%	Game: 8-21		38.1%	Rebounds						
FT % 1st Half: 2-2		100.0	2nd half: 6-13		46.2%	Game: 8-15		53.3%							

#### South Dakota State 80 • 4-2

#	Player	Total		3-Ptr		Rebounds			PF	TP	A	TO	Blk	Stl	Min
		FG-FGA	FG-FGA	FT-FTA	FT-FTA	Off	Def	Tot							
23	Reed Tellinghuisen	f	4-12	2-4	5-5	0	3	3	3	15	2	0	0	0	36
24	Mike Daum	f	4-11	1-3	1-2	1	2	3	2	10	4	4	0	1	31
45	Ian Theisen	f	2-2	1-1	0-0	2	7	9	4	5	0	0	0	2	20
02	Tevin King	g	7-13	1-3	1-2	2	5	7	0	16	3	0	0	5	33
03	Chris Howell	g	0-4	0-0	0-0	0	0	0	0	1	1	0	0	0	11
00	Brandon Key	g	1-2	0-0	0-0	0	2	2	1	2	0	2	0	1	7
01	Skyler Flatten	g	0-1	0-0	0-0	0	0	0	0	0	0	0	0	0	6
05	David Jenkins Jr.	g	7-12	3-7	6-7	1	2	3	2	23	0	1	0	0	28
25	Lane Sevyrin	g	2-4	2-2	3-3	2	1	3	3	9	0	1	1	0	28
Team						2	0	2							
Totals			27-61	10-20	16-19	10	22	32	15	80	10	11	1	9	200
FG % 1st Half: 12-30		40.0%	2nd half: 15-31		48.4%	Game: 27-61		44.3%	Deadball						
3FG % 1st Half: 4-9		44.4%	2nd half: 6-11		54.5%	Game: 10-20		50.0%	Rebounds						
FT % 1st Half: 8-8		100.0	2nd half: 8-11		72.7%	Game: 16-19		84.2%							

Officials: Ron Groover, Steve Olsen, Rob Kuenen  
Technical fouls: Iowa-None. South Dakota State-None.  
Attendance: 1275

Score by periods	1st	2nd	Total
Iowa	33	39	72
South Dakota State	36	44	80

Last FG - Iowa 2nd-00:13, SDSU 2nd-02:08.  
Largest lead - Iowa by 6 1st-18:16, SDSU by 9 2nd-00:42.  
Iowa led for 09:22. SDSU led for 26:25. Game was tied for 04:13.

Points	In	Off	2nd	Fast	Bench
Iowa	28	15	6	7	21
SDSU	26	25	11	7	34

Score tied - 10 times.  
Lead changed - 9 times.

## Game 7 - Virginia Tech 79, Iowa 55

### Official Basketball Box Score -- Game Totals -- Final Statistics

Iowa vs Virginia Tech  
11/28/17 9:00 PM at Cassell Coliseum, Blacksburg, Va.

#### Iowa 55 • 4-3

#	Player	Total		3-Ptr		Rebounds			PF	TP	A	TO	Blk	Stl	Min
		FG-FGA	FG-FGA	FT-FTA	FT-FTA	Off	Def	Tot							
00	Wagner, Ahmad	*	1-3	0-0	0-0	1	1	2	1	2	0	1	0	0	12
03	Bohannon, Jordan	*	4-12	4-8	0-0	0	2	2	1	12	3	2	0	0	36
04	Moss, Isaiah	*	1-6	0-2	0-0	0	2	2	2	2	1	4	0	0	22
05	Cook, Tyler	*	6-10	0-0	4-6	1	8	9	3	16	1	2	2	0	29
55	Garza, Luka	*	2-6	0-0	0-2	2	2	4	2	4	0	0	1	0	14
01	Dailey, Maishe	g	2-5	0-2	0-0	0	0	0	1	4	0	2	0	0	12
02	Nunge, Jack	g	2-4	0-1	0-0	2	4	6	1	4	0	1	0	1	20
15	Kriener, Ryan	g	0-1	0-0	0-0	0	0	0	3	0	0	0	0	2	5
24	Ellingson, Brady	g	0-2	0-2	0-0	0	0	0	2	0	0	0	1	1	7
35	Pemsl, Cordell	g	2-8	0-0	2-2	7	7	14	1	6	6	0	1	0	21
51	Baer, Nicholas	g	2-9	1-5	0-0	1	3	4	2	5	0	2	0	1	22
Team						1	0	1							
Totals			22-66	7-20	6-10	15	29	44	20	55	11	14	5	5	200
FG % 1st Half: 15-29		51.7%	2nd half: 7-17		18.9%	Game: 22-66		33.3%	Deadball						
3FG % 1st Half: 4-8		50.0%	2nd half: 1-12		8.3%	Game: 5-20		25.0%	Rebounds						
FT % 1st Half: 4-4		100.0	2nd half: 2-6		33.3%	Game: 6-10		60.0%							

#### Virginia Tech 79 • 6-1

#	Player	Total		3-Ptr		Rebounds			PF	TP	A	TO	Blk	Stl	Min
		FG-FGA	FG-FGA	FT-FTA	FT-FTA	Off	Def	Tot							
04	N. Alexander-Walker	*	1-4	1-2	2-2	0	4	4	2	5	1	2	2	0	22
05	Justin Robinson	*	2-8	0-1	0-0	2	5	7	2	4	6	3	0	2	30
10	Justin Bibbs	*	4-13	2-7	4-4	0	3	3	1	14	2	0	0	0	28
13	Ahmed Hill	*	6-13	3-9	3-5	1	6	7	2	18	2	1	0	1	30
24	Kerry Blackshear Jr.	*	2-3	0-1	3-4	3	7	10	3	7	0	1	1	0	17
01	Tyrie Jackson	g	0-0	0-0	0-0	0	2	2	0	0	1	0	0	0	5
06	Wabissa Bede	g	0-0	0-0	0-0	0	1	1	0	0	0	0	0	0	2
11	Devin Wilson	g	1-1	0-0	1-2	0	0	0	1	3	1	1	0	1	18
14	P.J. Horne	g	6-7	0-0	4-6	2	0	2	2	16	0	0	0	0	21
15	Chris Clarke	g	3-8	1-3	5-5	1	2	3	0	12	2	1	1	2	25
21	Nick Fullard	g	0-0	0-0	0-0	0	0	0	0	0	0	0	0	0	1
22	Justin Ammerman	g	0-1	0-0	0-0	0	0	0	0	0	0	0	0	0	1
Team						0	1	1							
Totals			25-58	7-23	22-28	9	31	40	13	79	15	10	4	6	200
FG % 1st Half: 11-27		40.7%	2nd half: 14-31		45.2%	Game: 25-58		43.1%	Deadball						
3FG % 1st Half: 5-12		41.7%	2nd half: 2-11		18.2%	Game: 7-23		30.4%	Rebounds						
FT % 1st Half: 11-15		73.3%	2nd half: 11-13		84.6%	Game: 22-28		78.6%							

Officials: Roger Ayers, Lee Cassell, Pat Driscoll  
Technical fouls: Iowa-TEAM. Virginia Tech-None.  
Attendance: 7101  
Big Ten/ACC Challenge

Score by periods	1st	2nd	Total
Iowa	38	17	55
Virginia Tech	38	41	79

Last FG - Iowa 2nd-02:35, VT 2nd-02:08.  
Largest lead - Iowa by 5 1st-15:52, VT by 27 2nd-04:35.  
Iowa led for 11:34. VT led for 24:40. Game was tied for 03:46.

Score tied - 6 times.  
Lead changed - 7 times.

## Game 6 - Iowa 95, UAB 85

### Official Basketball Box Score -- Game Totals -- Final Statistics

Iowa vs UAB  
11/22/17 Noon at Cayman Island Classic

#### Iowa 95 • 4-2

#	Player		Total		3-Ptr		Rebounds			PF	TP	A	TO	Blk	Stl	Min
			FG-FGA	FG-FGA	FT-FTA	Off	Def	Tot								
02	Nunge, Jack	f	0-3	0-1	0-0	1	2	3	2	0	3	0	0	0	14	
05	Cook, Tyler	f	8-11	0-0	13-16	1	5	6	4	29	1	3	0	0	35	
55	Garza, Luka	f	6-8	0-0	2-3	2	5	7	4	14	1	1	3	0	29	
03	Bohannon, Jordan	g	9-12	6-8	6-6	0	1	1	1	30	4	2	0	1	35	
04	Moss, Isaiah	g	5-11	1-2	1-2	0	2	2	2	12	4	1	0	1	32	
01	Dailey, Maishe		1-2	1-1	4-4	0	2	2	1	7	1	0	0	0	20	
15	Kriener, Ryan		1-1	0-0	0-0	0	1	1	4	2	0	2	0	0	11	
24	Ellingson, Brady		0-1	0-1	0-0	0	0	0	0	0	0	1	0	1	6	
25	Uhl, Dom		0-0	0-0	0-0	0	0	0	0	0	0	1	0	0	2	
35	Pemsl, Cordell		0-1	0-0	1-4	0	5	5	0	1	4	0	1	0	16	
Team						0	2	2								
Totals				30-50	8-13	27-35	4	25	29	18	95	18	11	4	3	200
FG % 1st Half: 15-27			55.6%	2nd half: 15-23	65.2%	Game: 30-50			60.0%	Deadball Rebounds 3						
3FG % 1st Half: 4-7			57.1%	2nd half: 4-6	66.7%	Game: 8-13			61.5%							
FT % 1st Half: 15-18			83.3%	2nd half: 12-17	70.6%	Game: 27-35			77.1%							
UAB 85 • 3-3																



## Game 9 - Indiana 77, Iowa 64

### Official Basketball Box Score -- Game Totals -- Final Statistics

#### Iowa vs Indiana

12/04/17 8:00 p.m. at Simon Skjodt Assembly Hall

#### Iowa 64 • 4-5, 0-2

#	Player	Total		3-Ptr		Rebounds			PF	TP	A	TO	Blk	Stl	Min
		FG-FGA	FG-FGA	FT-FTA	FT-FTA	Off	Def	Tot							
02	Nunge, Jack	f	4-8	2-4	2-2	1	5	6	3	12	1	0	1	1	26
05	Cook, Tyler	f	4-8	1-1	0-0	4	1	5	3	9	0	3	0	1	14
55	Garza, Luka	f	3-4	0-0	0-2	1	2	3	2	6	1	1	0	0	15
03	Bohannon, Jordan	g	2-8	2-6	1-2	0	4	4	1	7	4	5	0	0	29
04	Moss, Isaiah	g	1-5	0-1	0-0	0	4	4	0	2	1	2	0	0	17
00	Wagner, Ahmad	g	2-8	0-1	0-0	4	0	4	4	4	0	1	0	1	20
01	Dailey, Maishe	g	1-7	1-4	0-0	0	5	5	0	3	4	0	0	0	21
24	Ellingson, Brady	g	6-9	3-4	1-2	0	1	1	1	16	4	0	1	1	24
25	Uhl, Dom	g	0-1	0-0	0-0	0	0	0	0	0	0	1	0	0	2
35	Pemsl, Cordell	g	1-4	0-0	0-1	0	2	2	2	2	1	2	1	1	18
51	Baer, Nicholas	g	1-3	1-3	0-0	0	3	3	4	3	1	3	3	1	14
Team						4	1	5							
Totals			25-65	10-24	4-9	14	28	42	20	64	17	18	6	6	200

FG % 1st Half: 9-31 29.0% 2nd half: 16-34 47.1% Game: 25-65 38.5%  
 3FG % 1st Half: 6-14 42.9% 2nd half: 4-10 40.0% Game: 10-24 41.7%  
 FT % 1st Half: 2-5 40.0% 2nd half: 2-4 50.0% Game: 4-9 44.4%

#### Indiana 77 • 5-4, 1-1

#	Player	Total		3-Ptr		Rebounds			PF	TP	A	TO	Blk	Stl	Min
		FG-FGA	FG-FGA	FT-FTA	FT-FTA	Off	Def	Tot							
13	Morgan, Juwan	f	6-9	0-1	3-4	4	6	10	3	15	0	1	1	2	29
20	Davis, DeRon	f	5-11	0-0	3-9	4	2	6	0	13	1	2	4	2	18
01	Aljami Durham	g	3-7	1-3	0-0	1	1	2	3	7	0	1	0	1	22
02	Newkirk, Josh	g	2-5	1-1	1-2	2	5	7	0	6	1	1	0	2	28
04	Johnson, Robert	g	2-9	1-6	4-4	0	7	7	1	9	3	2	0	1	32
03	Smith, Justin	g	0-4	0-0	0-0	1	1	2	0	0	1	1	1	0	7
10	Jager, Johnny	g	0-0	0-0	0-0	0	0	0	0	0	0	0	0	0	1
11	Green, Devonte	g	4-8	2-4	2-2	1	1	2	2	12	4	2	0	1	25
15	McRoberts, Zach	g	1-2	0-0	0-0	1	1	2	2	2	1	0	0	1	12
21	McSwain Jr., Freddie	g	0-1	0-0	0-0	0	2	2	2	0	1	0	0	0	4
22	Moore, Clifton	g	0-1	0-0	0-0	0	0	0	1	0	0	0	0	0	2
30	Hartman, Collin	g	4-9	3-6	2-2	0	5	5	2	13	2	0	0	1	20
35	Priller, Tim	g	0-0	0-0	0-0	0	0	0	0	0	0	0	0	0	0+
Team						2	0	2							
Totals			27-66	8-21	15-23	16	31	47	16	77	14	10	6	11	200

FG % 1st Half: 14-33 42.4% 2nd half: 13-33 39.4% Game: 27-66 40.9%  
 3FG % 1st Half: 5-13 38.5% 2nd half: 3-8 37.5% Game: 8-21 38.1%  
 FT % 1st Half: 8-11 72.7% 2nd half: 7-12 58.3% Game: 15-23 65.2%

Officials: Bo Boroski, Gene Statero, Keith Kimble

Technical fouls: Iowa-None. Indiana-None.

Attendance: 17222

Score by periods	1st	2nd	Total
Iowa	26	38	64
Indiana	41	36	77

	Points	In	Off	2nd	Fast	Bench
Iowa	26	10	12	7	28	27
Indiana	36	22	12	15	27	

Last FG - Iowa 2nd-00:19, IND 2nd-03:06.

Largest lead - Iowa by 3 1st-19:41, IND by 22 2nd-03:06.

IOWA led for 04:06. IND led for 34:52. Game was tied for 01:02.

Score tied - 3 times.  
Lead changed - 9 times.

## Game 11 - Iowa 91, Southern 60

### Official Basketball Box Score -- Game Totals -- Final Statistics

#### Southern vs Iowa

12/10/17 4 p.m. at Carver-Hawkeye Arena - Iowa City, IA

#### Southern 60 • 2-8, 0-0

#	Player	Total		3-Ptr		Rebounds			PF	TP	A	TO	Blk	Stl	Min
		FG-FGA	FG-FGA	FT-FTA	FT-FTA	Off	Def	Tot							
02	Emanuel Sheperd	f	0-4	0-0	2-2	3	3	6	2	2	1	1	1	0	22
12	Jared Sam	f	3-10	0-0	5-6	2	8	10	2	11	1	1	0	1	36
03	Eddie Reese	g	3-9	1-5	1-2	1	4	5	0	8	1	3	0	1	26
04	Chris Thomas	g	4-10	1-3	1-2	2	1	3	3	10	0	1	0	1	26
10	Jamar Sandifer	g	1-6	0-2	0-0	1	4	5	4	2	0	0	0	0	15
00	Richard Lee	g	1-5	0-3	0-0	0	2	2	2	2	0	0	0	0	8
01	LaQuentin Collins	g	0-3	0-1	2-2	0	1	1	0	2	0	1	0	0	14
14	Aaron Ray	g	4-7	1-2	3-4	0	0	0	4	12	0	0	0	1	21
22	Shaquille Benson	g	3-7	0-0	1-2	5	1	6	1	7	0	0	1	0	15
28	DeRias Johnson	g	2-8	0-5	0-0	1	1	2	1	4	1	1	0	0	10
44	Mubashar Ali	g	0-1	0-0	0-0	0	1	1	3	0	1	1	0	0	7
Team						1	3	4							
Totals			21-70	3-21	15-20	16	29	45	22	60	4	11	2	4	200

FG % 1st Half: 10-33 30.3% 2nd half: 11-37 29.7% Game: 21-70 30.0%  
 3FG % 1st Half: 1-8 12.5% 2nd half: 2-13 15.4% Game: 3-21 14.3%  
 FT % 1st Half: 10-14 71.4% 2nd half: 5-6 83.3% Game: 15-20 75.0%

#### Iowa 91 • 5-6, 0-2

#	Player	Total		3-Ptr		Rebounds			PF	TP	A	TO	Blk	Stl	Min
		FG-FGA	FG-FGA	FT-FTA	FT-FTA	Off	Def	Tot							
02	Nunge, Jack	f	2-5	1-2	6-6	0	2	2	1	11	2	1	4	0	20
05	Cook, Tyler	f	3-5	0-0	2-2	0	4	4	4	8	0	1	2	0	17
51	Baer, Nicholas	f	1-3	1-2	1-3	1	2	3	2	4	2	1	0	1	12
03	Bohannon, Jordan	g	1-6	0-3	2-2	0	3	3	1	4	5	0	0	1	25
04	Moss, Isaiah	g	4-10	4-9	0-0	1	1	2	0	12	2	0	0	1	21
00	Wagner, Ahmad	g	0-0	0-0	1-2	0	3	3	3	1	0	1	0	0	11
01	Dailey, Maishe	g	3-9	3-6	0-0	2	2	4	0	9	2	0	0	0	21
11	Rose, Charlie	g	0-1	0-1	0-0	0	1	1	0	0	0	0	0	0	2
15	Kriener, Ryan	g	3-6	0-1	0-0	0	3	3	0	6	2	1	1	2	12
20	Till, Riley	g	0-2	0-2	0-0	0	0	0	1	0	0	0	0	0	4
24	Ellingson, Brady	g	2-4	0-0	0-0	0	1	1	0	8	1	0	0	0	15
25	Uhl, Dom	g	0-0	0-0	0-0	0	1	1	0	0	0	0	0	0	4
30	McCaffery, Connor	g	1-1	1-1	2-3	0	3	3	0	5	4	1	0	1	17
55	Garza, Luka	g	7-10	1-1	8-10	6	7	13	3	23	2	1	1	0	19
Team						0	3	3							
Totals			28-63	13-32	22-28	10	36	46	15	91	22	7	8	6	200

FG % 1st Half: 12-29 41.4% 2nd half: 16-34 47.1% Game: 28-63 44.4%  
 3FG % 1st Half: 7-15 46.7% 2nd half: 6-17 35.3% Game: 13-32 40.6%  
 FT % 1st Half: 10-13 76.9% 2nd half: 12-15 80.0% Game: 22-28 78.6%

Officials: Mike Eades, Kelly Pfeifer, John Gaffney

Technical fouls: Southern-None. Iowa-Cook, Tyler.

Attendance: 11397

Score by periods	1st	2nd	Total
Southern	31	29	60
Iowa	41	50	91

	Points	In	Off	2nd	Fast	Bench
Iowa	24	11	13	6	27	52
Southern	34	14	17	12	52	

Last FG - SOUTHERN 2nd-00:46, IOWA 2nd-02:51.

Largest lead - SOUTHERN by 6 1st-08:28, IOWA by 35 2nd-01:46.

SOUTHERN led for 05:38. IOWA led for 31:41. Game was tied for 02:41.

Score tied - 4 times.  
Lead changed - 3 times.

## Game 10 - Iowa State 84, Iowa 78

### Official Basketball Box Score -- Game Totals -- Final Statistics

#### Iowa vs Iowa State

12/07/17 7:01 p.m. at Hilton Coliseum - Ames, Iowa

#### Iowa 78 • 4-6

#	Player	*	Total		3-Ptr		Rebounds			PF	TP	A	TO	Blk	Stl	Min
			FG-FGA	FG-FGA	FT-FTA	Off	Def	Tot								
02	Nunge, Jack	*	7-14	1-5	1-3	4	4	8	4	16	4	0	1	0	23	
03	Bohannon, Jordan	*	7-13	5-10	0-0	0	1	1	3	19	2	4	0	0	31	
04	Moss, Isaiah	*	2-8	0-4	0-0	0	2	2	0	4	1	1	1	0	17	
05	Cook, Tyler	*	1-5	0-2	0-2	4	4	8	2	2	5	3	0	0	25	
24	Ellingson, Brady	*	3-11	1-6	0-1	0	4	4	1	7	5	2	0	2	30	
00	Wagner, Ahmad		1-1	0-0	0-0	0	1	1	0	2	0	1	1	0	5	
01	Dailey, Maishe		2-4	2-3	0-0	0	6	6	1	6	0	1	0	0	18	
15	Kriener, Ryan		1-4	0-1	0-0	2	1	3	1	2	0	0	0	0	6	
35	Pemsl, Cordell		5-6	0-0	0-0	4	4	8	1	10	3	1	0	0	17	
51	Baer, Nicholas		3-7	2-5	0-0	5	2	7	4	8	2	2	0	0	21	
55	Garza, Luka		1-1	0-0	0-2	1	3	4	2	2	1	2	0	0	7	
	Team					0	1	1				1				
Totals			33-74	11-36	1-8	20	33	53	19	78	23	18	3	2	200	



## Game 13 - Iowa 92, Southern Utah 64

### Official Basketball Box Score -- Game Totals -- Final Statistics

#### Southern Utah vs Iowa

12/19/17 8:05 p.m. at Carver-Hawkeye Arena - Iowa City, IA

#### Southern Utah 64 • 6-5, 0-0

#	Player	Total	3-Ptr			Rebounds								
		FG-FGA	FG-FGA	FT-FTA	Off	Def	Tot	PF	TP	A	TO	Blk	Stl	Min
10	Calloway, Jacob	f	3-6	2-4	0-2	1	1	2	2	8	2	3	0	2
34	Musoko, Christian	f	2-2	0-0	0-0	0	1	1	4	4	0	1	0	15
04	Marin, Dre	g	3-8	0-3	0-0	0	6	6	1	6	3	3	0	34
12	Cohee, Jadon	g	5-14	1-4	1-2	1	5	6	0	12	5	2	0	34
14	McGee, James	g	2-7	2-7	0-0	0	1	1	3	6	4	1	0	31
02	Better, Brandon		3-11	2-6	4-4	0	0	0	4	12	1	0	0	17
05	Lyons, Jordan		0-0	0-0	0-0	0	0	0	0	0	1	0	0	9
15	Aytes, Jamal		4-9	0-0	0-0	0	3	3	3	8	0	1	0	15
22	Madunic, Ivan		1-2	1-2	2-4	0	5	5	4	5	1	1	0	16
33	Johnson, Matthew		0-0	0-0	0-0	0	0	0	1	0	0	0	0	2
44	Swallow, Joel		1-2	0-0	1-2	1	1	2	0	3	0	0	0	9
	Team					0	3	3						
Totals			24-61	8-26	8-14	3	26	29	22	64	17	12	0	6
FG % 1st Half: 12-33 36.4%		2nd half: 12-28 42.9%		Game: 24-61 39.3%		Deadball								
3FG % 1st Half: 5-16 31.3%		2nd half: 3-10 30.0%		Game: 8-26 30.8%		Rebounds								
FT % 1st Half: 2-6 33.3%		2nd half: 6-8 75.0%		Game: 8-14 57.1%		2								

#### Iowa 92 • 7-6, 0-2

#	Player		Total		3-Ptr		Rebounds			PF	TP	A	TO	Blk	Stl	Min
			FG-FGA	FG-FGA	FT-FTA	Off	Def	Tot								
02	Nunge, Jack	f	4-5	0-1	1-2	0	4	4	0	9	4	1	1	0	21	
05	Cook, Tyler	f	7-12	0-0	2-4	1	6	7	2	16	1	0	1	0	22	
51	Baer, Nicholas	f	2-4	0-2	1-1	3	7	10	1	5	2	2	1	2	21	
03	Bohannon, Jordan	g	1-7	1-4	0-0	1	4	5	2	3	7	2	0	0	29	
04	Moss, Isaiah	g	6-14	3-8	1-1	1	2	3	2	16	1	1	0	2	24	
00	Wagner, Ahmad		0-0	0-0	0-0	0	0	0	0	0	0	0	0	0	1	
01	Dailey, Maishe		3-6	2-4	0-0	0	3	3	0	8	2	1	0	1	18	
11	Rose, Charlie		0-1	0-1	0-0	0	1	1	0	0	1	1	0	0	2	
15	Kriener, Ryan		2-3	0-0	1-2	1	3	4	0	5	3	1	0	1	10	
20	Till, Riley		1-1	0-0	0-0	0	0	0	1	2	0	0	0	0	3	
24	Ellingson, Brady		1-1	0-0	1-1	0	0	0	0	3	0	0	0	0	3	
25	Uhl, Dom		0-0	0-0	0-0	0	1	1	0	0	1	0	1	0	3	
30	McCaffery, Connor		0-1	0-1	0-0	0	1	1	1	0	2	0	0	0	15	
35	Pemsl, Cordell		3-3	0-0	2-2	0	4	4	1	8	0	1	0	1	9	
55	Garza, Luka		5-9	0-1	7-8	3	2	5	1	17	1	2	2	0	19	
	Team					0	0	0								
Totals			35-67	6-22	16-21	10	38	48	11	92	25	12	6	7	200	
FG % 1st Half: 17-32 53.1%			2nd half: 18-35 51.4%			Game: 35-67 52.2%			Deadball							
3FG % 1st Half: 4-10 40.0%			2nd half: 2-12 16.7%			Game: 6-22 27.3%			Rebounds							
FT % 1st Half: 13-16 81.3%			2nd half: 3-5 60.0%			Game: 16-21 76.2%			1							

Officials: Gene Steratore, Steve McJunkins, Bill Ek

Technical fouls: Southern Utah-None. Iowa-None.

Attendance: 10220

Score by periods	1st	2nd	Total
Southern Utah	31	33	64
Iowa	51	41	92

Points	In	Off	2nd	Fast	Bench
SUU	24	15	3	4	28
IOWA	52	15	13	15	43

Last FG - SUU 2nd-01:47, IOWA 2nd-01:12.

Largest lead - SUU by 1 1st-18:04, IOWA by 30 2nd-03:34.

SUU led for 00:15. IOWA led for 38:34. Game was tied for 01:11.

Score tied - 0 times.

Lead changed - 2 times.



**IOWA HAWKEYE BASKETBALL**  
**Iowa Combined Team Statistics (as of Dec 20, 2017)**  
**All games**

<b>RECORD:</b>	<b>OVERALL</b>	<b>HOME</b>	<b>AWAY</b>	<b>NEUTRAL</b>
ALL GAMES	7-6	5-1	0-3	2-2
CONFERENCE	0-2	0-1	0-1	0-0
NON-CONFERENCE	7-4	5-0	0-2	2-2

#	Player	gp-gs	min	avg	Total		3-Point		F-Throw		Rebounds								a	to	blk	stl	pts	avg
					fg-fga	fg%	3fg-fga	3fg%	ft-fa	ft%	off	def	tot	avg	pf	dq								
05	Cook, Tyler	13-13	318	24.5	64-110	.582	1-5	.200	51-71	.718	30	56	86	6.6	36	1	22	27	8	6	180	13.8		
03	Bohannon, Jordan	13-13	383	29.5	48-114	.421	35-76	.461	24-29	.828	3	24	27	2.1	20	0	63	26	0	6	155	11.9		
04	Moss, Isaiah	13-13	299	23.0	56-131	.427	23-62	.371	18-19	.947	4	24	28	2.2	22	0	21	21	2	11	153	11.8		
55	Garza, Luka	13-9	239	18.4	46-82	.561	2-10	.200	35-63	.556	29	59	88	6.8	25	0	14	13	16	7	129	9.9		
02	Nunge, Jack	13-6	268	20.6	40-72	.556	11-27	.407	24-34	.706	15	35	50	3.8	20	0	18	16	15	11	115	8.8		
35	Pemsl, Cordell	12-0	192	16.0	27-49	.551	0-0	.000	18-33	.545	21	48	69	5.8	17	0	22	17	5	3	72	6.0		
51	Baer, Nicholas	7-4	139	19.9	16-45	.356	6-24	.250	2-5	.400	18	28	46	6.6	15	0	12	14	7	10	40	5.7		
01	Dailey, Maishe	13-0	194	14.9	21-55	.382	13-34	.382	10-11	.909	3	23	26	2.0	4	0	17	8	0	3	65	5.0		
24	Ellingson, Brady	13-1	185	14.2	21-50	.420	12-32	.375	2-4	.500	0	12	12	0.9	5	0	24	7	2	6	56	4.3		
15	Kriener, Ryan	12-0	144	12.0	20-38	.526	2-5	.400	2-6	.333	9	19	28	2.3	26	1	18	11	5	9	44	3.7		
00	Wagner, Ahmad	12-6	137	11.4	12-27	.444	2-4	.500	4-10	.400	14	16	30	2.5	18	0	9	11	2	5	30	2.5		
30	McCaffery, Connor	3-0	41	13.7	1-2	.500	1-2	.500	2-3	.667	0	4	4	1.3	1	0	6	1	0	1	5	1.7		
11	Rose, Charlie	5-0	12	2.4	2-5	.400	0-3	.000	0-0	.000	1	2	3	0.6	1	0	1	2	0	0	4	0.8		
25	Uhl, Dom	8-0	31	3.9	1-4	.250	0-1	.000	1-4	.250	2	7	9	1.1	2	0	2	5	2	0	3	0.4		
20	Till, Riley	6-0	18	3.0	1-4	.250	0-3	.000	0-0	.000	0	1	1	0.2	2	0	0	1	0	1	2	0.3		
Team											16	20	36		1			1						
Total.....		13	2600		376-788	.477	108-288	.375	193-292	.661	165	378	543	41.8	215	2	249	181	64	79	1053	81.0		
Opponents.....		13	2600		343-823	.417	98-297	.330	160-219	.731	143	307	450	34.6	265	2	188	165	39	96	944	72.6		

<b>TEAM STATISTICS</b>	<b>IOWA</b>	<b>OPP</b>
SCORING	1053	944
Points per game	81.0	72.6
Scoring margin	+8.4	-
FIELD GOALS-ATT	376-788	343-823
Field goal pct	.477	.417
3 POINT FG-ATT	108-288	98-297
3-point FG pct	.375	.330
3-pt FG made per game	8.3	7.5
FREE THROWS-ATT	193-292	160-219
Free throw pct	.661	.731
F-Throws made per game	14.8	12.3
REBOUNDS	543	450
Rebounds per game	41.8	34.6
Rebounding margin	+7.2	-
ASSISTS	249	188
Assists per game	19.2	14.5
TURNOVERS	181	165
Turnovers per game	13.9	12.7
Turnover margin	-1.2	-
Assist/turnover ratio	1.4	1.1
STEALS	79	96
Steals per game	6.1	7.4
BLOCKS	64	39
Blocks per game	4.9	3.0
ATTENDANCE	68699	56030
Home games-Avg/Game	6-11450	3-12902
Neutral site-Avg/Game	-	4-4331

<b>Date</b>	<b>Opponent</b>		<b>Score</b>	<b>Att.</b>
11/10/17	CHICAGO STATE	w	95-62	12100
11/12/17	ALABAMA STATE	w	92-58	11637
11/16/17	GRAMBLING STATE	w	85-74	10540
# 11/20/17	vs Louisiana	L	71-80	1200
# 11/21/17	vs South Dakota State	L	72-80	1275
11/22/17	vs UAB	w	95-85	1020
11/28/17	at Virginia Tech	L	55-79	7101
* 12/02/17	PENN STATE	L	73-77	12805
* 12/04/17	at Indiana	L	64-77	17222
12/07/17	at Iowa State	L	78-84	14384
12/10/17	SOUTHERN	w	91-60	11397
% 12/16/17	vs Drake	w	90-64	13828
12/19/17	SOUTHERN UTAH	w	92-64	10220

# = Cayman Islands Classic, George Town, Cayman Islands

% = The Hy-Vee Classic, Des Moines, Iowa

+ = Played in Sioux Falls, South Dakota

^ = Big Ten Tournament, New York City

\* = Conference game

<b>Score by Periods</b>	<b>1st</b>	<b>2nd</b>	<b>Totals</b>
Iowa	512	541	1053
Opponents	443	501	944