



IOWA FOOTBALL

IOWA HAWKEYES

4-2, 1-2

8/31	Miami, Ohio	W, 38-14
9/7	Rutgers*	W, 30-0
9/14	at Iowa State	W, 18-17
9/28	Middle Tennessee	W, 48-3
10/5	at #19 Michigan*	L, 3-10
10/12	#10/8 Penn State*	L, 12-17
10/19	Purdue (HC)*	11:01 a.m./ESPN2
10/26	at Northwestern*	11 a.m./ESPN/ESPN2
11/9	at Wisconsin*	TBD
11/16	Minnesota*	TBD
11/23	Illinois*	TBD
11/29	at Nebraska*	1:30 p.m./BTN

* -- Big Ten Conference Game

PURDUE BOILERMAKERS

2-4, 1-2

8/30	at Nevada	L, 31-34
9/7	Vanderbilt	W, 42-24
9/14	TCU	L, 13-34
9/28	Minnesota*	L, 31-38
10/5	at #12 Penn State*	L, 7-35
10/12	Maryland *	W, 40-14
10/19	at #22/23 Iowa*	11:01 a.m./ESPN2
10/26	Illinois*	11 a.m./BTN
11/2	Nebraska*	TBD
11/9	at Northwestern*	TBD
11/23	at Wisconsin*	TBD
11/30	Indiana*	TBD

* -- Big Ten Conference Game

IOWA COACHES GAME DAY LOCATIONS

OFFENSE

Brian Ferentz (field)	Off. Coord./TE's
Ken O'Keefe (field)	Quarterbacks
Derrick Foster (field)	Running Backs
Kelton Copeland (booth)	Wide Receivers
Tim Polasek (field)	Offensive Line
Dylan Chmura (booth)	Grad. Assistant
Keeston Terry (field)	Grad. Assistant

DEFENSE

Phil Parker (field)	Def. Coord./DBs
Kelvin Bell (field)	Defensive Line
Jay Niemann (booth)	Asst. Defensive Line
Seth Wallace (field)	Asst. Def. Coord./LBs
Miles Taylor (field)	Grad. Asst.
Shane Viilo (booth)	Grad. Asst.

SPECIAL TEAMS

LeVar Woods (field)	ST Coordinator
---------------------	----------------

IOWA vs. PURDUE



IOWA HAWKEYES

Record: 4-2, 1-2
AP Ranking: 23
Coaches Ranking: 22
Head Coach: Kirk Ferentz
Alma Mater: Connecticut
Overall Record: 168-124 (24 yrs)
Record at Iowa: 156-103 (21 yrs)



PURDUE BOILERMAKERS

Record: 2-4, 1-2
AP Ranking: NR
Coaches Ranking: NR
Head Coach: Jeff Brohm
Alma Mater: Louisville
Overall Record: 45-27 (5 yrs)
Record at School: 15-17 (3 yrs)

THE SETTING


Date: Saturday, Oct. 19
Location: Iowa City, Iowa
Stadium: Kinnick Stadium (69,250)
Surface: Field Turf
Kickoff: 11:01 a.m. (CT)
Series: Purdue leads, 48-38-3
TV: ESPN2 (Watch ESPN app)
Beth Mowins, play-by-play
Anthony Becht, analyst
Rocky Boiman, sideline
Radio: Hawkeye Radio Network & KRUI Radio
Gary Dolphin, play-by-play
Ed Podolak, color analyst
Rob Brooks, sideline reporter
Live Audio: hawkeyesports.com (Hawkeye All-Access)
Live Stats: hawkeyesports.com
Twitter: @TheIowaHawkeyes / @IowaFBLive
Satellite Radio: Sirius Channel 99; XM Channel 196
Tickets: Soldout



- 1** DE A.J. Epenesa leads a defense that ranks fifth in the country in scoring defense (10.2 ppg) and total defense (260.8). Those marks rank fourth in the B1G, respectively. The Hawkeyes have allowed just 81 first downs, fifth fewest in the country and second in the Big Ten.
- 2** QB Nate Stanley has nine touchdown passes this season and 61 in his career, tied with Drew Tate for second all-time in program history. He trails Chuck Long (74) on the all-time list.
- 3** QB Nate Stanley has started the last 32 games at quarterback (21-11), and the Hawkeyes have averaged 28.8 points per game in those starts. That average ranks fifth in school history. Stanley is 13-5 at Kinnick Stadium, 6-5 in conference games at Kinnick.
- 4** WR Ihmir Smith-Marsette leads the team in receiving yards (386) and all-purpose yards (582). He is tied for the team lead with 24 receptions. He has 934 career receiving yards. He needs 66 yards to become the 42nd player in program history to reach 1,000 yards receiving.
- 5** FS Jack Koerner had 13 tackles last week against Penn State, the most by a Hawkeye since Josey Jewell had 13 against Purdue in 2017.
- 6** K Keith Duncan has made 13-of-15 field goal attempts and 14-of-14 PAT attempts. The 13 field goals made tie for second in the country. He leads the team and ranks third in the Big Ten in scoring with 53 points. Duncan has connected on 7-of-8 kicks of at least 40 yards.
- 7** Iowa has allowed seven touchdowns in six games. Among Big Ten schools, only Penn State (5) and Wisconsin (4) have allowed fewer. Iowa is one of six schools to allow just two rushing touchdowns or fewer.
- 8** WR Ihmir Smith-Marsette, WR Bandon Smith, and WR Nico Ragaini share the team lead with 24 receptions apiece.
- 9** WR Smith-Marsette averages 28.9 yards on 35 career kickoff returns. The Big Ten record of average kickoff return yardage (minimum 40 returns) is 28.8, set by Stan Brown of Purdue (1968-70).
- 10** Iowa holds a 59-43-5 record in 107 Homecoming games. Iowa has won seven of its last nine Homecoming games. Iowa is 19-5 on Homecoming since 1995, and 15-4 since 2000, including winning seven in a row from 2000-06. The Hawkeyes are 15-5 in Homecoming contests under Kirk Ferentz.



QB



4 NATE STANLEY | SR | 6-4 | 243
 Menomonie, Wisconsin (Menomonie)
 • 32 (consecutive) career starts/39 career games played
 • 61 career TDs, T-2nd all-time (Tate 61, Long 74)
 • Iowa is 21-11, averaging 28.8 ppg in 32 starts
 • 13-5 all-time in Kinnick Stadium (6-5 vs. Big Ten)
 • Maxwell, O'Brien, Unitas, Manning watch lists

RB



10 MEKHI SARGENT | JR | 5-9 | 212
 Key West, Florida (Key West)
 • 10 career starts/19 career games played
 • Leads team in carries (70) and rushing yards (329)
 • Surpassed 1,000 career rushing yards (1,092) in Week 4
 • 12 receptions, 133 yards
 • Doak Walker Award preseason watch list

RB



28 TOREEN YOUNG | JR | 5-11 | 223
 Madison, Wisconsin (Monona Grove)
 • 4 career starts/26 career games played
 • Team-best 6.5 yards per carry, seventh in Big Ten
 • Surpassed 1,000 career rushing yards (1,143) in Week 4
 • Second on the team in rushing yards (313)
 • Career-high 131 yards rushing Week 4 vs. MTSU

LT




74 TRISTAN WIRFS | JR | 6-5 | 320
 Mount Vernon, Iowa (Mount Vernon)
 • 26 career starts/28 career games played
 • Outland Trophy preseason watch list
 • 2018 Honorable mention All-Big Ten
 • 22 career starts at RT, 4 career starts at LT
 • 1st true freshman in Ferentz era to start at o-tackle

LG



68 LANDAN PAULSEN | SR | 6-5 | 305
 Moville, Iowa (Woodbury Central)
 • 6 career starts/21 career games played
 • 2017 and 2018 Academic All-Big Ten
 • Twin brother Levi is Hawkeye O-lineman
 • 2019 Leadership Group
 • Earned Enterprise Leadership degree in Spring 2019

C



65 TYLER LINDERBAUM | R-FR | 6-3 | 286
 Solon, Iowa (Solon)
 • 6 career starts/8 career games played
 • Started Week 1-6 at center
 • First freshman to start at C since '06 (Raphael Eubanks)
 • Redshirted after appearing in two games in 2018
 • Moved from DL to OL following 2018 regular season

RG



71 MARK KALLENBERGER | SO | 6-6 | 282
 Bettendorf, Iowa (Bettendorf)
 • 1 career starts/9 career games played
 • First career start Week 6 vs. Penn State
 • 2018 Academic All-Big Ten
 • Redshirted in 2017
 • Nominated for Army All-American Bowl in 2016

LT



77 ALARIC JACKSON | JR | 6-6 | 320
 Detroit, Michigan (Renaissance)
 • 27 career starts/27 career games played
 • 27 career starts, all at LT
 • Missed Weeks 2-4 with injury, returned to lineup Week 5
 • Outland Trophy preseason watch list
 • Preseason first-team All-American (CollegeFootballNews)

WR



12 BRANDON SMITH | JR | 6-2 | 218
 Lake Cormorant, Mississippi (Lake Cormorant)
 • 23 career starts/28 career games played
 • Tied for team lead in receptions (24) and TDs (4)
 • Career-high 7 catches, 86 receiving yards vs. Penn State
 • State champion high jumper in Mississippi (6' 6")
 • 1 of 10 true freshmen to see action in 2017

WR



6 IHMIR SMITH-MARSETTE | JR | 6-1 | 177
 Newark, New Jersey (Weequahic)
 • 12 career starts/30 career games played
 • Leads team in receiving (386) and all-purpose yards (582)
 • Averages 28.9 yards on 35 career kickoff returns
 • Four touchdowns ties for the team lead
 • Horning Award preseason watch list

WR



89 NICO RAGAINI | R-FR | 6-0 | 192
 East Haven, Conn. (Notre Dame/Avon Old Fams Prep)
 • 2 career starts/9 career games played
 • Iowa's primary punt returner (9 returns, 96 yards)
 • Leads Big Ten, averaging 10.7 yards per punt return
 • Career-high 7 catches and 55 yards Week 6 vs. PSU
 • Enrolled in 2018 spring and participated in spring practice

RB




15 TYLER GOODSON | FR | 5-10 | 190
 Suwanee, Georgia (North Gwinnett)
 • 0 career starts/6 career games played
 • 48 carries tie for second on the team
 • 252 rushing yards ranks third on the team
 • 63 combined touches rank second to Sargent (82)
 • 2018 Georgia High School Player of the Year

WR



3 TYRONE TRACY, JR. | R-FR | 5-11 | 200
 Camby, Indiana (Decatur Central)
 • 2 career starts/10 career games played
 • First career TD in Week 2 (7 yard reception)
 • Career-high 85 receiving yards in Week 4
 • Redshirted in 2018 after seeing action in four games
 • 1 of 12 true freshmen to see action in 2018

TE



42 SHAUN BEYER | JR | 6-5 | 244
 Shellsburg, Iowa (Cedar Rapids Kennedy)
 • 3 career starts/21 career games played
 • 3 receptions (30 yards) Week 1, first receptions of his career
 • Missed final five games of 2018 with injury
 • Moved from WR to TE following 2016 regular season
 • Two-time Academic All-Big Ten

TE



39 NATE WIETING | SR | 6-4 | 250
 Rockford, Illinois (Lutheran)
 • 8 career starts/35 career games played
 • 9 career receptions, 132 career receiving yards
 • Career-high 4 catches and 54 yards Week 6 vs. PSU
 • Mackey Award preseason watch list
 • 3-time Academic All-Big Ten, graduated in Spring 2019

K



3 KEITH DUNCAN | JR | 5-10 | 180
 Weddington, North Carolina (Weddington)
 • 13-15 FG attempts, 7-8 FG 40-plus, 14-14 on PATs
 • 13 FG made tied for second in the country
 • Career-long 49-yard field goal Week 4
 • 39-yard FG with 4:51 left in 4Q was eventual game-winner at ISU
 • Game-winning 33-yd FG as time expired to defeat #3 Mich in '16

DL




94 A.J. EPENESA | JR | 6-6 | 280
Glen Carbon, Illinois (Edwardsville)
 • 6 career starts/32 career games played
 • Team-best three sacks and eight QBH
 • Preseason All-American by six publications
 • Nagurski, Bednarik, Lott, Hendricks watch lists
 • 10.5 sacks in 2018, most in the Big Ten, 9th in the country

DT



95 CEDRICK LATTIMORE | SR | 6-3 | 295
Redford, Michigan (East English Village)
 • 12 career starts/25 career games played
 • Career-high seven tackles Week 6 vs. Penn State
 • 18 tackles, 1.5 sacks, two QBH
 • Attended same high school as Chauncey Golston
 • Sports medicine major

DT




91 BRADY REIFF | SR | 6-3 | 277
Parkston, South Dakota (Parkston)
 • 3 career starts/23 career games played
 • Career-high six tackles Week 6 vs. Penn State
 • Did not play Weeks 3-5 (injury)
 • Moved from DE to DT following 2016 season
 • Graduated in Spring of 2019

DL




57 CHAUNCEY GOLSTON | JR | 6-5 | 265
Detroit, Michigan (East English Village Prep)
 • 6 career starts/31 career games played
 • 16 tackles the last two weeks
 • Career-high 8 tackles Week 5 (MICH) and Week 6 (PSU)
 • 26 tackles, 2 sacks, 3 QBH
 • Team-high 3.5 tackles-for-loss (14 yards)

LB



49 NICK NIEMANN | JR | 6-4 | 235
Sycamore, Illinois (Sycamore)
 • 9 career starts/30 career games played
 • 24 tackles, two QB hurries in 2019
 • Career-high 10 tackles vs. Wisconsin in 2018
 • Son of Hawkeye assistant coach Jay Niemann
 • Brother of former Hawkeye LB Ben Niemann (Chiefs)

LB



34 KRISTIAN WELCH | SR | 6-3 | 239
Iola, Wisconsin (Iola-Scandinavia)
 • 12 career starts/42 career games played
 • Led team in tackles Week 1, 2, 4, and 5
 • 47 tackles leads the team, ranks ninth in Big Ten
 • 2019 Leadership Group
 • 1 of 10 true freshmen to see action in 2016

LB




32 DJIMON COLBERT | SO | 6-1 | 235
Shawnee Mission, Kansas (Bishop Miege)
 • 16 career starts/19 career games played
 • Team-high 8 tackles Week 1 and Week 3
 • 30 tackles ranks third on the team
 • First career interception Week 2
 • Moved from DB to LB prior to 2018 spring practice

LB
SC



12 D.J. JOHNSON | R-FR | 5-10 | 183
Indianapolis, Indiana (North Central)
 • 4 career starts/8 career games played
 • Started Weeks 1, 3, 4, and 5. DNP Week 6
 • BIG Co-Freshman of the Week Sept. 16 (8 tackles, 2 PBU at Iowa State)
 • Redshirted after appearing in three games in 2018

DB




8 MATT HANKINS | JR | 6-0 | 185
Lewisville, Texas (Marcus)
 • 13 career starts/23 career games played
 • Did not play Weeks 3-5 (injury)
 • Seven tackles in return to starting lineup Week 6 vs. PSU
 • 11 tackles, 2 breakups in 2019
 • Career-high 9 tackles at 2019 Outback Bowl

SS



9 GENO STONE | JR | 5-10 | 210
New Castle, Pennsylvania (Senior)
 • 15 career starts/32 career games played
 • 15 consecutive starts (Iowa has 22 INTs in those games)
 • First career pick-six at Penn State in 2018
 • First INT of the season Week 5 (4 INT in 2018)
 • Honorable mention All-Big Ten in 2018

FS



28 JACK KOERNER | SO | 6-0 | 204
Des Moines, Iowa (Dowling)
 • 5 career starts/18 career games played
 • Started Weeks 2-6
 • Career-high 13 tackles vs. PSU, most by a Hawkeyes since Josey Jewell in 2017
 • 33 tackles ranks third on the team, 3 PBU ties for first

RC



11 MICHAEL OJEMUDIA | SR | 6-1 | 200
Farmington Hills, Michigan (Harrison)
 • 16 career starts/39 career games played
 • Team-high 2 interceptions
 • 22 tackles, 2 INT, 3 PBU in 2019
 • 39 tackles, 3 INT, 6 PBU in 2018
 • Mechanical engineering major

FS



26 KAEVON MERRIWEATHER | SO | 6-0 | 220
Belleville, Michigan (Belleville)
 • 1 career start/10 career games played
 • Career-high five tackles in Week 1
 • DNP Weeks 2-6 (injury)
 • 1 of 12 true freshmen to see action in 2018
 • Sport and Recreation Management Major

DL



54 DAVIYON NIXON | SO | 6-3 | 309
Kenosha, Wisconsin (Indian Trail/Iowa Western)
 • 1 career start/6 career games played
 • Career-high 7 tackles, 2.5 TFL, first career sack in Week 4
 • 14 tackles, 1 sack, 4 QBH (ranks second on the team)
 • Redshirted in 2018
 • Second-team all-conference at Iowa Western CC in 2017

DT



74 AUSTIN SCHULTE | JR | 6-4 | 287
Pella, Iowa (Pella)
 • 2 career starts/5 career games played
 • First career starts Week 4-5
 • Did not see action in 2017 or 2018, redshirted in 2016
 • Team Leader Award, Defense in 2018
 • Mechanical engineering major

P



22 MICHAEL SLEEP-DALTON | SR | 6-1 | 212
Geelong, Australia (St. Joseph's College/Arizona St.)
 • Graduate transfer from Arizona State
 • Averaging 41.4 yards on 25 punts
 • Seven punts of 50-plus yards
 • Can punt with either right or left foot (primarily right)
 • Career long 72-yard punt in 2018 for ASU

GENERAL INFORMATION

Location: Iowa City, Iowa
Founded: 1847
Enrollment: 32,948
President: Bruce Harreld
Director of Athletics: Gary Barta
Conference: Big Ten (West Division)
Nickname: Hawkeyes
Mascot: Herky
Colors: Black and Gold (PMS 116)
First Year of Football: 1889
All-Time Record: 654-559-39
All-Time Bowl Record: 16-15-1
National Champions: 1921, '22 '56, '58, '60

STADIUM INFORMATION

Stadium: Kinnick Stadium
Opened: 1929
Capacity: 69,250
Playing Surface: Field Turf
All-Time Record: 292-187-15

UI ATHLETIC COMMUNICATIONS

Basic Offense: Multiple
Basic Defense: 4-3
Lettermen Returning in 2019:
42 (18 offense, 20 defense, 4 specialist)
Letterman Lost:
21 (10 offense, 10 defense, 1 specialist)
Starters Returning/Lost: 12/13

UI ATHLETIC COMMUNICATIONS

Office: (319) 335-9411
Director (Contact): Steve Roe
E-Mail: steven-roe@uiowa.edu
Associate (Secondary Contact): Matt Weitzel
E-Mail: matthew-weitzel@uiowa.edu
Associate: Chris Brewer
E-Mail: ... christopher-brewer@uiowa.edu
Associate: James Allan
E-Mail: james-allan@uiowa.edu
Administrative Assistant: Rhonda Wetjen
E-Mail: rhonda-wetjen@uiowa.edu

Mailing Address:
 S300 Carver-Hawkeye Arena
 Iowa City, IA 52242-1020

FOLLOW THE #HAWKEYES

Hawkeye fans join the twitter conversation during each game by following @IowaFBLive and @TheIowaHawkeyes. Also, fans are encouraged to include #Hawkeyes in your tweets. Get insider information about the Iowa football team at @HawkeyeFootball.

THE SERIES

Purdue holds a 48-38-3 advantage in the series that began with a 16-0 Iowa win in 1910. Purdue has won the last two meetings. Iowa had won four straight before Purdue won, 24-15, in 2017, the last meeting in Iowa City. The Hawkeyes are 21-20-2 all-time in games played in Iowa City.

Iowa and the Boilermakers battled to a 21-21 tie at West Lafayette in 1994. That game marks the last tie game for Iowa before the college football tie-breaker system was put in place. Here are the series results:

*10/22/10	W	16-0	10/18/69	L	31-35
11/11/11	W	11-0	*10/17/70	L	3-24
11/06/15	L	13-19	10/02/71	L	13-45
*10/21/16	W	24-6	*10/07/72	L	0-24
10/21/21	W	13-6	*11/03/73	L	23-48
*10/28/22	W	56-0	11/02/74	L	14-38
*10/13/23	W	7-0	11/15/75	L	18-19
11/16/29	L	0-7	*11/13/76	L	0-21
*10/18/30	L	0-20	10/22/77	L	21-34
11/14/31	L	0-22	*10/28/78	L	7-34
*11/12/32	L	0-18	*11/03/79	L	14-20
11/18/33	W	14-6	11/08/80	L	13-58
*11/10/34	L	6-13	*11/07/81	W	33-7
11/16/35	L	6-12	11/06/82	L	7-16
*11/14/36	L	0-13	*10/15/83	W	31-14
11/16/37	L	0-13	10/13/84	W	40-3
*10/29/38	T	0-0	11/16/85	W	27-24
11/04/39	W	4-0	*11/15/86	W	42-14
*11/02/40	L	6-21	*10/24/87	W	38-14
10/25/41	L	6-7	10/22/88	W	31-7
*10/31/42	W	13-7	11/18/89	W	24-0
10/23/43	L	7-28	*11/17/90	W	38-9
*10/21/44	L	7-26	10/25/91	W	31-21
10/13/45	L	0-40	*10/24/92	L	16-27
*9/28/46	W	16-0	*10/30/93	W	26-17
11/01/47	L	0-21	10/29/94	T	21-21
*10/16/48	L	13-20	*11/01/97	W	35-17
10/01/49	W	21-7	10/31/98	L	14-36
*10/21/50	W	33-21	10/6/01	L	14-23
10/06/51	L	30-34	*10/5/02	W	31-28
10/11/52	L	14-41	11/8/03	L	14-27
11/07/53	W	26-0	*11/6/04	W	23-21
11/6/54	W	25-14	10/8/05	W	34-17
*10/15/55	T	20-20	*10/7/06	W	47-17
10/27/56	W	21-20	10/20/07	L	6-31
10/24/59	L	7-14	*11/15/08	W	22-17
*10/22/60	W	21-14	11/19/11	W	31-21
10/28/61	L	0-9	*11/10/12	L	24-27
*10/27/62	L	3-26	11/9/13	W	38-14
10/26/63	L	0-14	9/27/14	W	24-10
*10/24/64	L	14-19	*11/21/15	W	40-20
*10/09/65	L	14-17	10/15/16	W	49-35
10/08/66	L	0-35	*11/18/17	L	15-24
*10/28/67	L	22-41	11/3/18	L	36-38
10/26/68	L	15-44			

* -- at Iowa City



HEAD COACH KIRK FERENTZ

Kirk Ferentz (pronounced FAIR-rintz, rhymes with parents) is in his 21st season as head coach at Iowa. He is the dean of NCAA Division I football coaches and is Iowa's all-time winningest coach, surpassing Hayden Fry earlier this year. His contract runs through the 2025 season.



- Named Big Ten Coach of the Year for the fourth time in his career (2002, 2004, 2009, 2015). Only Michigan's Bo Schembechler (6) has more conference coach of the year awards.
- Guided Iowa to Big Ten titles in 2002 and 2004, and the Big Ten West Division title in 2015.
- Named Woody Hayes, Eddie Robinson, and Bobby Dodd Coach of the Year in 2015. Was a finalist for the Maxwell Football Club, Paul "Bear" Bryant Coach of the Year award.
- Ferentz is fifth all-time with 156 overall wins as a member of the Big Ten Conference. He has 92 Big Ten wins, which ranks sixth all-time.
- Named the 2002 Associated Press and Walter Camp National Coach of the Year and AFCA Regional Coach of the Year.
- Iowa has made two BCS bowl appearances, including a 24-14 win in the 2010 FedEx Orange Bowl, and one CFP Bowl (2016).
- Iowa has played in 11 January bowl games with five January bowl victories (2004 Outback Bowl, 2005 Capital One Bowl, 2009 Outback Bowl, 2010 FedEx Orange Bowl, 2019 Outback Bowl).
- Iowa has posted a 147-82 (.642) overall mark and an 88-60 (.595) Big Ten record since 2001. Ferentz has placed in the top one-half of the conference 13 times, including Big Ten titles in 2002 and 2004, a second-place finish in 2009, and a West Division title in 2015.
- At Iowa, Ferentz holds an overall record of 156-103 (.602) and an 92-74 (.554) mark in Big Ten games. He is Iowa's all-time winningest football coach with 156 wins. In 22 seasons as a college head coach, he holds a career mark of 168-124 (.575).
- The only Division I head coach to coach three sons at the same college. Brian, an assistant coach since 2012 and Iowa's offensive coordinator, was a Hawkeye letterman from 2003-05. James was a three-year starter on the Hawkeye offensive line before graduating in May, 2013. Steven was a senior offensive lineman in 2016.

FERENTZ COACHING RECORD AT IOWA (21 YEARS)

YEAR	OVERALL	(PCT)	BIG TEN	(PCT)	BOWL
2019	4-2	.667	1-2	.333	---
2018	9-4	.692	5-4	.556	Outback
2017	8-5	.615	4-5	.444	Pinstripe
2016	8-5	.615	6-3	.667	Outback
2015	12-2	.857	8-0	1.000	Rose
2014	7-6	.538	4-4	.500	TaxSlayer
2013	8-5	.615	5-3	.625	Outback
2012	4-8	.333	2-6	.250	---
2011	7-6	.538	4-4	.500	Insight
2010	8-5	.615	4-4	.500	Insight
2009	11-2	.846	6-2	.750	Orange
2008	9-4	.692	5-3	.625	Outback
2007	6-6	.500	4-4	.500	---
2006	6-7	.462	2-6	.250	Alamo
2005	7-5	.583	5-3	.625	Outback
2004	10-2	.833	7-1	.875	Capital One
2003	10-3	.769	5-3	.625	Outback
2002	11-2	.846	8-0	1.000	Orange
2001	7-5	.583	4-4	.500	Alamo
2000	3-9	.250	3-5	.375	---
1999	1-10	.091	0-8	.000	---
Overall	156-103	.602	92-74	.554	

FERENTZ MOVES UP BIG TEN CHARTS

Head coach Kirk Ferentz's 156 wins in all games coached as a member of the Big Ten Conference rank fifth in league history. He is one of five coaches in Big Ten Conference history to win at least 150 games as a member of the Big Ten Conference. The top five includes Woody Hayes (202), Amos Alonza Stagg (199), Bo Schembechler (194), Joe Paterno (162), and Ferentz (156).

Ferentz has 92 Big Ten wins as Iowa's head coach. The 92 conference wins rank sixth among the conference's all-time winningest coaches in Big Ten games.

Ferentz (156-103) became Iowa's all-time winningest coach on Sept. 1, 2018. The Hawkeyes defeated Northern Illinois, 33-7. It was Ferentz's 144th win as Iowa's head coach, one more than his predecessor, Hayden Fry (143-89-6). Fry coached Iowa for 20 years (1979-98). Ferentz is in his 21st season in 2019.

Both Ferentz (156, 92) and Fry (143, 96) rank in the top six in overall wins and Big Ten wins. Only Iowa and Michigan have two coaches ranked in the top 10 of both win categories (Bo Schembechler 194, 143; and Lloyd Carr 122, 81).

Iowa is the only school in the country to have just two head football coaches since 1979.

FERENTZ TOPS IN LONGEVITY

Kirk Ferentz is in his 21st season as Iowa's head football coach. He is the longest tenured active head coach in college football. Ferentz was named Iowa head coach on Dec. 2, 1998. Gary Patterson of TCU is No. 2 in coaching tenure. Patterson's first year with the Horned Frogs was 2001. Among Big Ten coaches, only Pat Fitzgerald (2006) and Mark Dantonio (2007) have been at their current schools for 10 seasons or more. Iowa is the only school to have just two head football coaches since 1979.

Defensive coordinator Phil Parker and strength and conditioning coach Chris Doyle are also in their 21st seasons on Iowa's staff. Quarterbacks coach Ken O'Keefe was on Ferentz's original coaching staff before he left for the NFL following the 2011 season. He returned to Iowa in 2017 to coach Iowa's quarterbacks.

Ferentz is the only Division I coach to coach three sons. Brian Ferentz, a former Hawkeye letterman and captain (2003-05), enters his eighth season on Iowa's coaching staff. James Ferentz was a three-year starter on the Hawkeye offensive line and a team captain before graduating in 2013. Steven was an offensive lineman and letterwinner in 2015 and 2016.

WIN, GRADUATE, DO IT RIGHT

Ten Hawkeyes wear a decal on their helmets indicating they have received their undergraduate degrees from the University of Iowa. The graduates include Drew Cook, John Milani, Landan Paulsen, Levi Paulsen, Colton Rastetter, Brady Reiff, Brady Ross, Ryan Schmidt, Jackson Subbert, and Nate Wieting.



CAREER PASSING TOUCHDOWNS

	Name	Career	Years	Single-Season
1.	Chuck Long	74	1981-85	27-1985
2.	Nate Stanley	61	2016-pr.	26-2017
	Drew Tate	61	2003-06	22-2005
4.	Ricky Stanzi	56	2007-10	25-2010
5.	Matt Sherman	43	1994-97	14-1995

BIG TEN CAREER PASSING TDs

	Name	TDs	Years
1.	J.T. Barrett, OSU	104	2014-17
2.	Drew Brees, PUR	90	1997-00
3.	Chad Henne, MICH	87	2004-07
4.	Trace McSorley	77	2015-18
4.	Chuck Long, IOWA	74	1981-85
5.	Gary Nova, RU	73	2011-14
6.	John Navarre, MICH	72	2000-03
	Adam Weber, MINN	72	2007-10
8.	Mark Herrmann, PUR	71	1977-80
	Elvis Grbac, MICH	71	1989-92
	Connor Cook, MSU	71	2012-15
	Nate Stanley, IOWA	61	2017-Present

IOWA CAREER PASSING YARDS

	Name	Yards	Years
1.	Chuck Long	10,461	1981-85
2.	Drew Tate	8,292	2003-06
3.	Ricky Stanzi	7,377	2007-10
4.	Chuck Hartlieb	6,934	1986-88
5.	Nate Stanley	6,862	2016-pr.
6.	Matt Rodgers	6,725	1988-91
7.	Matt Sherman	6,399	1994-97
8.	James Vandenberg	5,786	2009-12
9.	C.J. Beathard	5,562	2013-16

CAREER TOTAL OFFENSE

	Name	Rush	Pass	Yards
1.	Chuck Long	(-207)	10,461	10,254
2.	Drew Tate	135	8,292	8,427
3.	Ricky Stanzi	(-4)	7,377	7,373
4.	Matt Rodgers	130	6,725	6,855
5.	Nate Stanley	(-142)	6,862	6720
6.	Chuck Hartlieb	(-364)	6,934	6,570
7.	C.J. Beathard	429	5,562	5,991
8.	Matt Sherman	(-451)	6,399	5,948
9.	James Vandenberg	67	5,786	5,853
10.	Jake Rudock	394	4,819	5,213

CONSECUTIVE STARTS ACTIVE QUARTERBACKS

	Name	School	Starts
1.	Jake Fromm	Georgia	34
2.	Mason Fine	North Texas	33
3.	Nate Stanley	Iowa	32
	J'Mar Smith	Louisiana Tech	32
5.	Steven Montez	Colorado	30
	Nathan Rourke	Ohio	30
7.	Caleb Evans	UL-Monroe	28
8.	Jordan Love	Utah State	24

HAWKEYE HISTORY

Iowa has played 1,252 games since beginning football in 1889. Iowa's overall record is 654-559-39 (.538). That includes a 408-222-16 (.645) record in home games, a 246-337-23 (.425) record in games away from Iowa City, a 330-380-25 (.467) mark in Big Ten games and a 292-187-15 (.607) record in Kinnick Stadium. Oct. 5, 2019 marked the 90th anniversary of the first game in Kinnick Stadium, a 46-0 win over Monmouth.

When Iowa hosts Minnesota on Nov. 16, it will mark the 130th anniversary of Iowa football. The Hawkeyes played their first football game on Nov. 16, 1889, against Grinnell.

HAWKEYES ON HOMECOMING

Iowa holds a 59-43-5 (.567) record in 107 Homecoming games. Iowa has won seven of its last nine Homecoming games.

Iowa is 19-5 on Homecoming since 1995, and 15-4 since 2000, including winning seven in a row from 2000-06. The Hawkeyes are 15-5 in Homecoming contests under Kirk Ferentz.

TROPHY COLLECTION

Iowa defended the Cy-Hawk Trophy with an 18-17 win at Iowa State on Sept. 14. The Hawkeyes are 14-3 in their last 17 rivalry trophy games (Iowa State, Minnesota, Nebraska, Wisconsin), with all three losses coming to Wisconsin. Iowa has also won its last two bowl games, claiming trophies at the 2017 Pinstripe Bowl and 2019 Outback Bowl. The Hawkeyes have won 11 straight non-conference games.

Trophy	Opponent	Date	Result
Cy-Hawk	at Iowa State	9/14	W, 18-17
Heartland	at Wisconsin	11/9	
Floyd of Rosedale	Minnesota	11/16	
Heroes	at Nebraska	11/29	

MOVE THE CHAINS

The Hawkeyes set a Ferentz-era record in their 48-3 win over Middle Tennessee in Week 4. Iowa had 644 yards of total offense, the most in the Ferentz era (previous best was 613 vs. Minnesota in 2005), and the most by any Hawkeye team since 1997 (658 vs. Northern Iowa). Iowa rushed for 351 yards against Middle Tennessee, a mark that ranks fourth in the Ferentz era.

DUNCAN GETTING HIS KICKS

K Keith Duncan has made 13-of-15 field goal attempts and 14-of-14 PAT attempts. The 13 field goals made tie for second in the country. He leads the team and ranks third in the Big Ten in scoring with 53 points. Duncan has connected on 7-of-8 kicks of at least 40 yards. He kicked a career-long 49 yard field goal against Middle Tennessee in Week 4.

Duncan is seeing his first action since 2016, when he made 9-11 field goal attempts and 38-39 PAT attempts (one was blocked). That year he kicked a 33-yard field goal as time expired to lift Iowa over #2 Michigan, 14-13.

Duncan was named Big Ten Special Teams Player of the Week and Lou Groza Award Star of the Week on Sept. 16 following his performance at Iowa State. Duncan connected on a career-best four field goals at Iowa State. His final kick from 39 yards provided the margin of victory with 4:51 remaining in the fourth quarter. He also connected from 25 yards on Iowa's first drive of the game and from 40 yards on the final play of the first half. He nailed a 42-yarder late in the third quarter.

The Big Ten weekly honor was the second of his career. He was previously recognized in 2016, earning the weekly honor following Iowa's 14-13 win over Michigan. Duncan contributed two field goals in that win, including the game-winner from 33 yards on the final play of the game.



ACTIVE FBS QBs' TEAM PPG
(minimum 15 career starts)

Name	Starts	PPG
1. Tua Tagovailoa, Alabama	21	47.1
2. McKenzie Milton, UCF	33	40.6
3. Jordan Love, Utah State	24	40.1
4. Justin Herbert, Oregon	34	37.9
5. Jake Fromm, Georgia	34	37.1
Nathan Rourke, Ohio	30	37.1
7. Jon Wassink, Western Michigan	24	35.5
8. Mason Fine, North Texas	42	32.3
9. Ben Hicks, Arkansas	36	30.6
10. Nate Stanley, Iowa	32	28.8

IOWA STARTING QBs
POINTS PER GAME

Name	Starts	PPG
1. Mark Vlasic (1986)	8	37.3
2. Brad Banks (2001-02)	14	36.6
3. Matt Sherman (1994-97)	33	32.2
4. Chuck Long (1981-85)	44	30.7
5. Nate Stanley (2017-present)	32	28.8
6. Nathan Chandler (2003)	13	28.7
7. Gordy Bohannon (1979, 1981)	10	28.3
8. Ricky Stanzi (2007-10)	35	27.7
9. Matt Rodgers (1989-91)	35	27.6
10. Jake Rudock (2013-14)	24	27.5

BIG TEN CAREER KICKOFF RETURN
AVERAGE (Minimum 40)

Name (KOR-Yards)	Avg.	Years
1. Stan Brown, PUR (49-1,412)	28.8	1968-70
2. Desmond Howard, MICH (45-1,211)	26.9	1989-91
3. Jordan Hall, OSU (49-1,308)	26.7	2010-13
4. Anthony Carter, MICH (63-1,606)	26.3	1979-82
5. Curtis Duncan, NU (50-1,308)	26.2	1983-86
6. Ameer Abdullah, NEB (61-1,592)	26.1	2011-14
7. Kahlil Hill, IOWA (58-1,509)	26.0	1998-01
Raheem Mostert, PUR (88-2,289)	26.0	2011-14
Desmond King, IOWA (56-1,458)	26.0	2013-17
10. William Likely, MD (87-2,233)	25.7	2013-16
Ihmir Smith-Marestte, IOWA (35-994)	28.4	2018-Pr.

IOWA IN OVERTIME

Iowa holds a 7-5 record in overtime games. Iowa won its first overtime contest, defeating Penn State 26-23 on Nov. 4, 2000, in State College, Pa. The Hawkeyes are 3-4 in single overtime, 3-0 in double overtime and 1-1 in triple overtime. Iowa is 2-2 in overtime in Kinnick Stadium and 5-3 in overtime road games. Following are Iowa's overtime games:

Date	Result	OT's	Opponent
11/4/00	W, 26-23	Double	at Penn State
9/28/02	W, 42-35	Single	at Penn State
10/22/05	L, 23-20	Single	vs. Michigan
9/09/06	W, 20-13	Triple	at Syracuse
10/27/07	W, 34-27	Double	vs. Michigan St.
11/14/09	L, 27-24	Single	at Ohio State
9/10/11	L, 44-41	Triple	at Iowa State
10/13/12	W, 19-16	Double	at Michigan St.
10/26/13	W, 17-10	Single	vs. Northwestern
11/28/14	L, 37-34	Single	vs. Nebraska
9/9/17	W, 44-41	Single	at Iowa State
10/21/17	L, 17-10	Single	at Northwestern

STANLEY CLIMBS SCHOOL AND CONFERENCE CHARTS

QB Nate Stanley has nine touchdown passes this season and 61 in his career, tied with Drew Tate for second all-time in program history. He trails Chuck Long (74) on the all-time list.

Stanley has started the last 32 games at quarterback (21-11), and the Hawkeyes have averaged 28.8 points per game in those starts. That average ranks fifth in school history, and 10th nationally among active quarterbacks.

Stanley is 13-5 at Kinnick Stadium, 6-5 in conference games at Kinnick.

Stanley has 17 career multi-touchdown games, including three this season. He completed three touchdown passes in the season opener against Miami, Ohio, three more in Week 2 against Rutgers, and two against Middle Tennessee in Week 4. He has 10 career games with at least three passing touchdowns. Only Long has more in program history (11).

Stanley threw 26 touchdown passes in 2018, second most in the Big Ten, one shy of tying Chuck Long (1985) for the most in single season school history, and tied for second most all-time in single season history. Stanley also threw 26 touchdown passes in 2017. Stanley's 52 touchdown passes from 2017-18 are the most ever in school history over a two-year span. Long tossed 49 touchdown passes from 1984 (22) to 1985 (27).

Stanley threw for a career-high 2,852 yards in 2018, the seventh-highest single-season total in school history. He ranks fifth in career passing yards (6,862) and fifth in career total offense (6,720).

Stanley is one of 20 senior quarterbacks named to the Johnny Unitas Golden Arm Award Watch List. He was named to six preseason watch lists and listed on the preseason Big Ten third team by Phil Steele.

Nate Stanley Awards Watch

- Walter Camp Player of the Year Preseason Watch List
- Manning Award Preseason Watch List
- Johnny Unitas Golden Arm Award Top 20
- Maxwell Award Preseason Watch List
- O'Brien Award Preseason Watch List
- CFPA Player of the Year Award Preseason Watch List
- Preseason third-team All-Big Ten by Phil Steele
- Preseason fourth-team All-Big Ten by Athlon Sports

POCKET PRESSURE

DE A.J. Epenesa leads a defense that ranks fifth in the country in scoring defense (10.2 ppg) and fifth in the country in total defense (260.8). Those marks rank fourth in the Big Ten, respectively. The Hawkeyes have allowed just 81 first downs, fifth fewest in the country and second in the Big Ten.

Iowa has allowed seven touchdowns in six games. Among Big Ten schools, only Penn State (5) and Wisconsin (4) have allowed fewer. Iowa is one of six schools to allow just two rushing touchdowns or fewer.

Iowa's defense allowed just five first downs against Rutgers in Week 2. That ties for the fewest allowed in the Kirk Ferentz era (Syracuse, 2007). Rutgers' 125 yards of total offense ranks as the fifth lowest total in the Ferentz era.

Epenesa leads Iowa with three sacks and eight quarterback hurries. He led the Big Ten and ranked ninth in the country with 10.5 sacks in 2018. His running mate, DE Chauncey Golston, has 16 tackles in the last two weeks, 26 on the season. His 3.5 tackles-for-loss (14 yards) leads the team.

Epenesa is a quarterfinalist for the Lott IMPACT Trophy. He was named to four preseason All-America first teams, listed on six preseason watch lists, and is preseason Big Ten Defensive Player of the Year by CollegeFootballNews.com.

Epenesa recorded at least one sack in nine of 13 games last season and was named first-team All-Big Ten by league media, and second-team All-Big Ten by league coaches.

He ranked second in the conference and 16th nationally in forced fumbles (4), and ranked fourth in the Big Ten in tackles for loss. He totaled 37 tackles,



HAWKEYE FOOTBALL BY THE NUMBERS

156	Ferentz's career win total as Iowa's head coach, becoming Iowa's all-time winningest football coach
100	Ferentz became the 12th coach to win 100 games at a Big Ten school (at MSU, 19-16 2OT, 10/13/12)
66	NFL Draft picks under Kirk Ferentz
62	Calvin Jones' retired number, one of two in school history
44	Hawkeyes who have played in the Super Bowl
32	Bowl games (16-15-1)
29	All-America honors under Ferentz
27	Players have combined to earn Academic All-America honors
25	Consensus All-Americans (10 under Kirk Ferentz)
24	Heisman Trophy winner (1939) Nile Kinnick's retired number
24	Times finished a season ranked
15	CFB Hall of Famers
16	Bowl Wins
16	First or second round NFL draft picks under Kirk Ferentz
12	School record 12 wins in 2015
11	Big Ten Championships
9	Former players recognized on Kinnick Stadium Wall of Honor
9	Players under Ferentz who have won national awards
8	Bowl wins under Kirk Ferentz
5	National Championships (1921, 1922, 1956, 1958, 1960)
5	Five times finished the year ranked in top 10 over the past 13 seasons
4	Kirk Ferentz has been named B1G Coach of the Year
3	Three times won 11 games or more under Kirk Ferentz (2002, 2009, 2015)

ON THE AVERAGE

DOWN	PLAYS	YARDS	AVG.
First Down	191	1,191	6.2
Second Down	140	722	5.15
Third Down	97	525	5.4
Fourth Down	13	39	3.0

IOWA BY QUARTERS

QUARTER	IOWA	OPPONENTS
First	33	17
Second	36	14
Third	34	13
Fourth	46	17
OT	0	0

POINTS OFF TURNOVERS

	T/O Gained	Pts Scored
Iowa	7	16
Opponents	7	20

four pass breakups, eight QB pressures, and a blocked punt in 2018. He recovered his own forced fumble and returned it 19 yards for a touchdown at Illinois.

The Hawkeyes ranked third in the Big Ten last season with 35 sacks, the second highest single-season total in the Ferentz era (2002, 40).

A.J. Epenesa Awards Watch

- Nagurski Trophy Preseason Watch List
- Big Ten Conference Preseason Watch List
- Bednarik Award Preseason Watch List
- Lott IMPACT Trophy Quarterfinalist
- Polynesian Player of the Year Preseason Watch List
- Hendricks Award Preseason Watch List
- Preseason Big Ten Defensive Player of the Year by CollegeFootballNews.com
- Preseason first team All-America by Associated Press
- Preseason first-team All-America by Sports Illustrated
- Preseason first-team All-America by CollegeFootballNews.com
- Preseason first-team All-America by Athlon Sports
- Preseason second-team All-America by Phil Steele
- Preseason first-team All-Big Ten by CollegeFootballNews.com
- Preseason first-team All-Big Ten by Phil Steele
- Preseason first-team All-Big Ten by Athlon Sports

RETURN TO SENDER

WR Ihmir Smith-Marsette is named on the Paul Hornung Award watch list, an honor bestowed to the most versatile player in college football.

Smith-Marsette leads the team in receiving yards (386) and all-purpose yards (582). He is tied for the team lead with 24 receptions. He rushed for a touchdown (14 yards) in Week 4, and is tied for the team lead with four touchdowns. He set a career-high with 113 receiving yards in Week 2.

Smith-Marsette averages 28.9 yards on 35 career kickoff returns. The Big Ten record of average kickoff return yardage (minimum 40 returns) is 28.8, set by Stan Brown of Purdue (1968-70). He has 1,013 kickoff return yards.

Smith-Marsette has 934 career receiving yards. He needs 66 yards to become the 42nd player in program history to reach 1,000 yards receiving. He has 2,102 all-purpose yards. Only 19 players in school history have 2,500 or more.

In 2018, Smith-Marsette led the Big Ten and ranked No. 2 in the country, averaging 29.5 yards on 24 kickoff returns. He was named Rodgers-Dwight Return Specialist of the Year in the Big Ten Conference. He had 23 receptions for 361 yards and three touchdowns. His 15.7 yards per catch led the Hawkeyes (minimum 20 receptions).

SARGENT LEADS RUNNING BACK BY COMMITTEE

RB Mekhi Sargent leads the team in carries (70) and rushing yards (329). He has started the last 10 games and is named on the Doak Walker Award Preseason Watch List.

RB Toren Young and RB Tyler Goodson rank second on the team (48) in rush attempts. Young has 313 yards, averaging 6.5 yards per carry, best on the team and seventh in the Big Ten. He rushed for a career-high 131 yards in Week 4. It was his first career 100-yard rushing game.

Goodson has 252 yards rushing, and 15 receptions for 92 yards. His 63 combined touches ranks second on the team to Sargent (82).

Young (131) and Goodson (97) rushed for career-highs Week 4 against Middle Tennessee State. The Hawkeyes rushed for 351 yards in the game, the fourth highest total in the Ferentz era.

Juniors Ivory Kelly-Martin, Sargent, and Young shared the workload in 2018. The trio combined for 392 carries, 1,723 rushing yards and 16 rushing touchdowns (nine by Sargent, five by Young, and two by Kelly-Martin). Sargent had 40.6 percent of the carries (159-745), Young had 34.7 percent of the attempts (136-637), and Kelly-Martin has 24.7 percent of the carries (97-341).



NATIONAL RANKINGS

AP Poll

Oct. 13

1. Alabama
2. LSU
3. Clemson
4. Ohio State
5. Oklahoma
6. Wisconsin
7. Penn State
8. Notre Dame
9. Florida
10. Georgia
11. Auburn
12. Oregon
13. **Utah**
14. Boise State
15. Texas
16. Michigan
17. Arizona State
18. Baylor
19. SMU
20. Minnesota
21. Cincinnati
22. Missouri
23. **Iowa**
24. Appalachian State
25. Washington

Amway Coaches Poll

Oct. 13

1. Alabama
2. Clemson
3. LSU
4. Ohio State
5. Oklahoma
6. Wisconsin
7. Penn State
8. Notre Dame
9. Florida
10. Georgia
11. Auburn
12. Oregon
13. Boise State
14. **Utah**
15. Texas
16. Michigan
17. Arizona State
18. Baylor
19. SMU
20. Minnesota
21. Cincinnati
22. **Iowa**
23. Washington
24. Appalachian State
25. Temple

HAWKEYES IN THE POLLS

Date	AP	CP	S16	CFP
Pre.	20	19	NR	----
9/3	20	19	NR	----
9/8	19	18	NR	----
9/15	18	18	RV	----
9/22	14	14	14	----
9/29	14	14	14	----
10/6	17	18	RV	----
10/13	23	22	NR	----

AP=Associated Press; CP=Coaches; S16=Super 16; CFP=College Football Poll

2019 BIG TEN STANDINGS

WEST DIVISION

Team	Big Ten	Pct.	Overall	Pct
Minnesota	3-0	1.000	6-0	1.000
Wisconsin	3-0	1.000	6-0	1.000
Nebraska	2-2	.500	4-3	.571
IOWA	1-2	.333	4-2	.667
Purdue	1-2	.333	2-4	.333
Illinois	0-3	.000	2-4	.333
Northwestern	0-3	.000	1-4	.200

EAST DIVISION

Team	Big Ten	Pct.	Overall	Pct.
Ohio State	3-0	1.000	6-0	1.000
Penn State	3-0	1.000	6-0	1.000
Michigan	3-1	.750	5-1	.833
Michigan State	2-2	.500	4-3	.571
Maryland	1-2	.333	3-3	.500
Indiana	1-2	.333	4-2	.667
Rutgers	0-4	.000	1-5	.167

YOUNG, SARGENT SURPASS 1,000 CAREER RUSHING YARDS

Junior running backs Toren Young and Mekhi Sargent each surpassed 1,000 career rushing yards in Iowa's win over Middle Tennessee on Sept. 28.

Sargent entered the game with 953 rushing yards and moved past 1,000 for his career on a 12-yard run late in the first period. He ended the contest with 91 rushing yards. His career totals include 1,074 yards on 229 attempts. He is the 48th Iowa running back to surpass 1,000 career yards and currently ranks 40th on the all-time list.

Young entered the contest with 950 career yards and surpassed 1,000 on a 15-yard run early in the second quarter, becoming the 49th Iowa running back to surpass the century total. He led the Hawkeyes with a career-high 131 rushing yards against Middle Tennessee. Young now has 1,147 career yards on 229 attempts to rank 36th on the career list.

Sargent moved over 1,000 career yards on career attempt 207, while Young went past 1,000 yards on career attempt 209.

GRAND THEFT SECONDARY

Iowa ranks seventh in the country and second in the Big Ten in passing defense (160.0 yards per game).

DB Michael Ojemudia is tied for second in the Big Ten lead with two interceptions. He intercepted a pass in each of the first two weeks. LB Djimon Colbert recorded the first interception of his career in Week 2. SS Geno Stone had one interception in Week 5.

The Hawkeyes have four interceptions this season. Iowa led the Big Ten and tied for second in the country in 2018 with 20 interceptions. Over the last three seasons, no school has more interceptions than Iowa. The Hawkeyes have 45 interceptions since 2017, one more than Boston College has over the same period.

Entering this season, Iowa has at least one interception return for a touchdown in each of the last 11 seasons, and 16 of the last 18 seasons.

D.J. JOHNSON NAMED CO-BIG TEN FRESHMAN OF THE WEEK

DB D.J. Johnson was named Big Ten Co-Freshman of the Week on Sept. 16 following his performance at Iowa State. In his second career start, Johnson recorded a career-high eight tackles, including six solo tackles and two assists, and added two pass break-ups. The Big Ten weekly honor is the first of his career.

CAREER 300/100-YARD PERFORMANCES | 2019 HAWKEYES

QB NATE STANLEY (4)						
DATE	OPPONENT	COMP-ATT	YDS	TD-INT	LONG	
9/9/17	at Iowa State	27-41	333	5-0	46	
9/15/18	vs. Northern Iowa	23-28	309	2-1	48	
10/6/18	at Minnesota	23-39	314	4-1	60	
10/13/18	at Indiana	21-32	320	6-1	58	

RB MEKHI SARGENT (2)						
DATE	OPPONENT	ATT	YDS	TDs	LONG	
11/17/18	at Illinois	17	121	2	29	
11/23/18	vs. Nebraska	26	173	1	32	

RB TOREN YOUNG (1)						
DATE	OPPONENT	ATT	YDS	TDs	LONG	
9/28/2019	vs. Middle Tennessee	11	134	0	52	

WR IHMIR SMITH-MARSETTE (1)						
DATE	OPPONENT	REC	YDS	TDs	LONG	
9/7/19	vs. Rutgers	4	113	2	58	



2019 IOWA STATISTICS

INDIVIDUAL	CATEGORY	STATS	BIG TEN	NCAA
Completions Per Game	Nathan Stanley	20.7	1	32
Field Goals Per Game	Keith Duncan	2.2	1	2
Punt Returns Avg.	Nico Ragaini	10.7	1	21
Field Goal Percentage	Keith Duncan	86.7	2	25
Passing Yards Per Game	Nathan Stanley	251.8	2	37
Total Interceptions	Michael Ojemudia	2	2	30
Interceptions Per Game	Michael Ojemudia	0.3	3	45
Passing Yards	Nathan Stanley	1,511	3	35
Scoring	Keith Duncan	8.8	3	31
Total Points Scored	Keith Duncan	53	3	29
Receiving TDs	Brandon Smith	4	4	46
Completion Percentage	Nathan Stanley	61.1	5	66
Total Offense	Nathan Stanley	246.7	5	53
Passing Efficiency	Nathan Stanley	134.3	7	72
Passing TDs	Nathan Stanley	9	7	53
Passing Yards per Completion	Nathan Stanley	12.2	7	56
Yards per Pass Attempt	Nathan Stanley	7.4	7	65
Receiving Yards Per Game	Ihmir Smith-Marsette	64.3	8	83
Receptions Per Game	Nico Ragaini	4.0	8	120
Receptions Per Game	Brandon Smith	4.0	8	120
Receptions Per Game	Ihmir Smith-Marsette	4.0	8	120
Points Responsible For	Nathan Stanley	60	9	70
Points Responsible For Per Game	Nathan Stanley	10	9	76
Punting Avg.	Michael Sleep-Dalton	41.4	9	71
Receiving Yards	Ihmir Smith-Marsette	386	9	83
Total Tackles	Kristian Welch	7.8	9	72
All Purpose Yards Per Game	Ihmir Smith-Marsette	97.0	10	100
Fumbles Recovered	Jack Koener	1	11	44
Fumbles Recovered	Noah Shannon	1	11	44
Fumbles Recovered	Devonte Young	1	11	44
Rush Yards Per Carry	Mekhi Sargent	4.7	11	97
Receiving TDs	Ihmir Smith-Marsette	3	12	93
Combined Kick Returns	Ihmir Smith-Marsette	153	13	100
Points Responsible For	Keith Duncan	53	13	111
Points Responsible For Per Game	Keith Duncan	8.0	13	115
Total Touchdowns	Brandon Smith	4	13	143
Total Touchdowns	Ihmir Smith-Marsette	4	13	143
Rushing Yards Per Game	Mekhi Sargent	54.8	14	136
Yards per Reception	Ihmir Smith-Marsette	16.1	14	88
All Purpose Yards Per Game	Mekhi Sargent	77.0	15	190
Receiving Yards Per Game	Brandon Smith	50.2	15	156
Rushing Yards	Mekhi Sargent	329	15	128
Rushing Yards Per Game	Toren Young	52.2	15	148
Sacks Avg.	A.J. Epenesa	0.5	15	98

TEAM	STAT	BIG TEN	NCAA
Fewest Penalties	25	1	5
Fewest Penalties Per Game	4.2	1	5
Fewest Penalty Yards	169	1	3
Fewest Penalty Yards Per Game	28.2	1	3
Red Zone Offense	1,000	1	1
First Downs Allowed	81	2	6
Fumbles Lost	3	2	26
Kickoff Return Defense	16.3	2	14
Time of Possession	34:15	2	9
Passing Yards Allowed Avg.	160.0	3	7
Punt Returns Avg.	10.7	3	41
4th Down Conversion Pct	69.2	4	25
Passing Offense	256.0	4	53
Rushing Defense	100.8	4	17
Scoring Defense	10.2	4	5
Team Passing Efficiency Defense	110.9	4	15
Total Defense	260.8	4	5
Turnovers Lost	7	4	30
3rd Down Conversion Pct	46.4	5	24
3rd Down Conversion Pct Defense	31.6	5	22
4th Down Conversion Pct Defense	50.0	5	62
Passes Had Intercepted	4	5	39
First Downs Gained	136	6	46
Tackles for Loss Allowed Avg.	5.8	6	60
Completion Percentage	61.0	7	67
Kickoff Returns Avg.	21.86	7	59
Rushing Offense	156.8	7	76
Total Offense	412.8	7	65
Turnover Margin	0	8	61
Passing Yards per Completion	11.8	9	81
Team Passing Efficiency	131.8	9	80
Fumbles Recovered	3	10	75
Passes Intercepted	4	10	72
Sacks Allowed Avg.	2.7	10	98
Red Zone Defense	87.5	11	97
Scoring Offense	24.8	11	94
Turnovers Gained	7	11	89
Net Punting Avg.	37.7	12	70

BIG TEN PERFECTION

University of Iowa head coach Kirk Ferentz has twice navigated the Big Ten regular season schedule with an undefeated record. The Hawkeyes were 8-0 in 2002 and shared the Big Ten championship with Ohio State. The Hawkeyes were 8-0 in 2015, winning the Big Ten West Division title.

Since 1954, when the conference schedule expanded to seven games, only six Big Ten coaches, including Ferentz, have multiple undefeated Big Ten seasons.

Coach (School)	Record	Year
Duffy Daugherty (MSU)	7-0	1965
Duffy Daugherty (MSU)	7-0	1966
Kirk Ferentz (Iowa)	8-0	2002
Kirk Ferentz (Iowa)	8-0	2015
Woody Hayes (OSU)	7-0	1954
Woody Hayes (OSU)	7-0	1957
Woody Hayes (OSU)	7-0	1968
Woody Hayes (OSU)	7-0	1970
Woody Hayes (OSU)	8-0	1975
Urban Meyer (OSU)	8-0	2012
Urban Meyer (OSU)	8-0	2013
Urban Meyer (OSU)	8-0	2014
Bo Schembechler (Michigan)	8-0	1971
Bo Schembechler (Michigan)	8-0	1980
Bo Schembechler (Michigan)	8-0	1989
Jim Tressel (OSU)	8-0	2002
Jim Tressel (OSU)	8-0	2006

HAWK TALK WITH KIRK FERENTZ

Head Coach Kirk Ferentz is featured on “Hawk Talk with Kirk Ferentz” each week during the regular season. The radio call-in show is hosted by Gary Dolphin, the play-by-play voice of the Iowa Hawkeyes. The show airs live each Wednesday at 6:30 p.m. from VUE Rooftop at the Hilton Garden Inn in Iowa City. There is no show during the Hawkeyes remaining bye week (Wednesday, Oct. 30).

REINVENTING THE STADIUM WAVE

The University of Iowa football program received the prestigious 2017 Disney Sports Spirit Award after launching a heart-warming tradition at its home games last season that touched the lives of scores of young patients at the University’s Stead Family Children’s Hospital.

In a tradition that started at the 2017 season opener, fans inside Kinnick Stadium and patients and families inside the UI Stead Family Children’s Hospital exchange waves at the end of the first quarter of each home game.

The UI Stead Family Children’s Hospital opened in 2017. It is connected to the south end of the University of Iowa Hospitals and Clinics and overlooks Kinnick Stadium from the southeast grandstands. During Iowa football home games, patients and their families can watch the game from the top floor (Level 12), one of the highest vantage points in Iowa City.



2019 STATISTICAL COMPARISON

	IOWA	PUR
Scoring Average	24.8	27.3
Scoring Defense	10.2	29.8
Rushing Yards	156.8	63.5
Passing Yards	256.0	324.5
Total Offense	412.8	388.0
Rushing Defense	100.8	166.5
Passing Defense	160.0	278.0
Defense	160.8	444.5
Punt Return Average	10.7	4.0
KO Return Average	21.9	15.2
Turnover Margin	0	-7

PRONUNCIATION GUIDE

Head Coach Kirk Ferentz	FAIR-ints
Asst. Coach Brian Ferentz	FAIR-ints
Asst. Coach Tim Polasek	PAWL-uh-seck
Lucas Amaya	Ah-MAY-ah
Djimon Colbert	JYE-mun
Dallas Craddieth	CRAD-ith
Spencer Daufeldt	DAW-feld
Nick DeJong	dee-YOUNG
Tyler Endres	AUN-drez
A.J. Epenesa	EPP-uh-NESS-uh
Ryan Gersonde	gir-SAUN-day
Jermari Harris	jir-MAR-ee
Alaric Jackson	AH-lair-ick
Dalles Jacobus	DALLAS juh-COE-bus
Yahweh Jeudy	YAW-way JUDY
Connor Kapisak	KAP-uh-sak
Jake Karchinski	kar-CHIN-ski
Jack Koerner	KERN-ir
Tommy Kujawa	KOO-yah-vuh
Keontae Lockett	key-AUN-tae
Henry Marchese	mar-CASE
Taajhir McCall	TAA-zjheer
Daraun McKinney	DAY-ron
Kaevon Merriweather	KAY-vohn
Josiah Miamen	me-AUH-mun
John Milani	muh-LON-ee
Nick Niemann	KNEE-mun
Daviyon Nixon	DAVE-ee-un
Michael Ojemudia	oh-jay-MOO-dee-uh
Alex Padilla	puh-DEE-ah
Turner Pallissard	PAL-is-ard
Spencer Petras	PEE-tris
Monte Pottebaum	POT-uh-bomb
Nico Ragaini	ruh-GAIN-ee
Colten Rastatter	RASS-tet-ir
Brady Reiff	REEF
Mekhi Sargent	MUH-kye
Kyler Schott	SHOT
Austin Schulte	SHUL-tee
Bryce Schulte	SHUL-tee
Quinn Schulte	SHUL-tee
Ihmir Smith-Marsette	AH-meer Smith MAR-set
Austin Spiewak	SPEE-wack
Jackson Subbert	SUE-birt
Nate Vejvoda	vay-VO-duh
Nate Wieting	WHEAT-ing

IN THE RANKINGS

Iowa is ranked No. 23 in the AP poll and No. 22 in the coaches poll. Iowa has four opponents ranked in the top 25 (#6 Wisconsin, #7 Penn State, #16 Michigan, and #20 Minnesota). Those four opponents have a combined 23-1 record.

Iowa is 0-2 against ranked teams this season, falling 10-3 at #19 Michigan on Oct. 5, and 17-12 at home to #10 Penn State. The Hawkeyes last win over a ranked opponent was against No. 18 Mississippi State, 27-22, on Jan. 1 at the 2019 Outback Bowl.

These are Iowa's most recent wins versus nationally-ranked opponents:

- Home: 55-24 over #3 Ohio State, 11/4/17
 40-10 over #15 Nebraska, 11/25/16
 14-13 over #2 Michigan, 11/12/16
- Road: 40-10 over #20 Northwestern, 10/17/15
 10-6 over #18 Wisconsin, 10/3/15
 38-28 over #24 Michigan, 10/16/10
- Neutral: 27-22 over #18 Mississippi State, Outback Bowl, 1/1/19
 27-24 over #12 Missouri, Insight Bowl, 12/28/10
 24-14 over #9 Georgia Tech, Orange Bowl, 1/5/10

BIG TEN BOWL GAMES SINCE 2001

Iowa has posted an 8-8 bowl record under head coach Kirk Ferentz, most recently defeating No. 18 Mississippi State, 27-22, at the 2019 Outback Bowl. Since the 2001 season, only Ohio State and Wisconsin have won more bowl games (including the FBS championship game), than Iowa. The Hawkeyes have been bowl eligible 17 times in the last 18 seasons. The following is the record for Big Ten teams in bowl games since 2001:

Team	Record	Pct.	Team	Record	Pct.
Ohio State	10-7	.588	Nebraska	6-8	.429
Wisconsin	9-8	.529	Maryland	5-5	.500
IOWA	8-8	.500	Purdue	4-6	.400
Penn State	7-8	.467	Northwestern	4-7	.364
Rutgers	6-3	.667	Michigan	4-11	.267
Michigan State	6-7	.462	Illinois	2-3	.400
Minnesota	6-7	.462	Indiana	0-3	.000

TRUE FRESHMEN STARTERS SINCE 1999

Since 1999, Kirk Ferentz's first year as Iowa head coach, 24 true freshmen have started for the Hawkeyes.

2018 Riley Moss, CB (6 games)	2010 Marcus Coker, RB (2 Games)
2018 Julius Brents, CB (5 games)	2010 James Morris, LB (4 Games)
2017 Matt Hankins, FS (2 games)	2009 Brandon Wegher, RB (2 Games)
2017 Ihmir Smith-Marsette, WR (3 games)	2007 Bryan Bulaga, LG (5 games)
2017 Tristan Wirfs, OL (7 RT, 1 LT)	2006 Dominique Douglas, WR (11 Games)
2016 Manny Rugamba, CB (3 Games)	2006 A.J. Edds, LB (1 Game)
2015 Jerminic Smith, WR (2 Games)	2003 Mike Jones, LG (7 Games)
2015 James Daniels, LG (2 Games)	2003 Champ Davis, FB (1 Game)
2013 Matt VandeBerg, WR (2 Games)	2000 Benny Sapp, CB (8 Games)
2013 Desmond King, CB (12 Games)	2000 Bob Sanders, SS (4 Games)
2012 Greg Garmon, RB (1 Game)	2000 Jonathan Babineaux, FB (3 Games)
2011 Jordan Canzeri, RB (1 Game)	1999 Fred Barr, LB (6 Games)



OVERALL WINS

(all games played as member of B1G)

Coach, Team	Wins	Seasons	Years
1. Woody Hayes, OSU	205	28	1951-78
2. Amos Alonzo Stagg, CHI	199	37	1896-32
3. Bo Schembechler, MICH	194	21	1969-89
4. Joe Paterno, PSU	162	19	1993-11
5. Kirk Ferentz, IOWA	156	21	1999-pr.
6. Hayden Fry, IOWA	143	20	1979-98
7. Henry Williams, MINN	136	22	1900-21
8. Robert Zuppke, ILL	131	29	1913-41
9. Lloyd Carr, MICH	122	13	1995-07
10. Barry Alvarez, WIS	119	18	1990-05

BIG TEN CONFERENCE WINS

Coach, Team	Wins	Seasons	Years
1. Woody Hayes, OSU	153	28	1951-78
2. Bo Schembechler, MICH	143	21	1969-89
3. Amos Alonzo Stagg, CHI	115	37	1896-32
4. Hayden Fry, IOWA	96	20	1979-98
5. Joe Paterno, PSU	95	19	1993-11
6. Kirk Ferentz, IOWA	92	21	1999-pr.
7. Lloyd Carr, MICH	81	13	1995-07
8. Robert Zuppke, ILL	76	29	1913-41
9. Duffy Daugherty, MSU	72	19	1954-72
10. John Cooper	70	13	1988-00

HAWKEYES UNDER FERENTZ

Overall	156-103
vs. ranked teams.....	27-45
vs. unranked teams	128-58
vs. Big Ten teams	92-75
vs. Big Ten teams (home).....	51-29
vs. Big Ten teams (away).....	41-45
vs. Big Ten teams (neutral)	0-1
When rushing for 150 yards or more	101-17
When rushing for 200 yards or more	64-6
When passing for 250 yards or more	46-25
When passing for 300 yards or more	15-8
When Iowa player rushes for 100 yards	89-25
When opponent has 100-yard rusher	22-46
When opponent has 300-yard passer	16-13
When scoring 30 points or more.....	88-9
When scoring 20 points or more.....	119-41
When opponent scores 25 points or more.....	19-62
When holding opponent to 10 pts or less	61-2
When Iowa scores first	117-34
When Iowa leads at halftime.....	126-26
When Iowa trails at halftime	23-75
When game is tied at halftime	8-5
When Iowa leads after 3 quarters	132-18
When Iowa trails after 3 quarters.....	17-79
When game is tied after 3 quarters.....	7-6
Games decided by 11 points or more	92-35
Games decided by 10 points or less	52-56
Games decided by 7 points or less	41-53
Games decided by 3 points or less	20-32
When Iowa has a positive turnover margin ...	93-23
When opponent has a positive turnover margin ...	23-55
When the turnover margin is equal	36-22
When returning a punt/kickoff for a score	10-6
Overtime games	7-5
When temperature is 50 degrees or above.....	106-75
When temperature is below 50 degrees	47-25
When temperature is over 90 degrees.....	4-4
When raining:.....	12-9

IOWA LEADERSHIP GROUP

The University of Iowa football program includes 19 student-athletes – 18 seniors and one junior. The Leadership Group assists in formulating team policies and is involved in team decision-making throughout the year. Players were selected by team vote.

The group consists of seniors Drew Cook, Wes Dvorak, Amani Jones, Cedrick Lattimore, John Milani, Michael Ojemudia, Landan Paulsen, Levi Paulsen, Colten Rastetter, Brady Reiff, Brady Ross, Ryan Schmidt, Nate Stanley, Jackson Subbert, Nate Vejvoda, Kristian Welch, Nate Wieting, and Devonte Young, and junior Toren Young.

ALL ABOARD TO KINNICK STADIUM!

The Hawkeye Express, the passenger train that transports fans from Coralville to Kinnick Stadium, is in its 16th season in 2019.

Adults can ride the train for \$15, round trip, while children (12-and-under) ride for free. All passengers must have a ticket. Tickets can be purchased in advance at the UI Ticket Office or on game day (cash only on game day) at the Hawkeye Express depot located near the boarding ramp. The trip to Kinnick Stadium is approximately 10 minutes. Media credentials are accepted, as well.

Free parking is located in lots near the Comfort Suites and Coral Ridge Mall. Fans can begin boarding the train three hours prior to kickoff. Return trips begin at the start of the fourth period and run 90 minutes after the game.

The Hawkeye Express is owned by the Iowa Northern Railway Company and operates on the Iowa Interstate Railroad.

BACK ON CAMPUS

Four former players are on the University of Iowa football staff in 2019. Brian Ferentz, a three-year letterman from 2003-05, is in his eighth year on staff, his third as offensive coordinator.

LeVar Woods, a three-year letterman from 1998-2000, enters his 12th year on the Iowa staff. Woods was named Special Teams Coordinator in 2017. He coached tight ends from 2015-17 and linebackers from 2012-14. He rejoined the program as an administrative assistant in 2008.

Kelvin Bell joined the Iowa program as a defensive lineman in 2000, but had his career cut short due to injury. He returned to the program as a graduate assistant and served as director of on-campus recruiting from 2012-13. He was named recruiting coordinator and defensive assistant coach in February, 2016, and was named defensive line coach in 2019.

Broderick Binns, a four-year letterman from 2008-11, was named director of player development in April, 2016. Binns previously served as a graduate assistant in 2014 and 2015, working with Hawkeye special teams.

HAWKEYE LEGACIES

Iowa has seven players on its 2019 roster whose father played for the Hawkeyes: TE Drew Cook (Marv, 1985-88), DL A.J. Epenesa (Epenesa, 1997), DE Joe Evans (Spence, 1989), DB Thomas Hartlieb (Jim, 1989-92), WR Henry Marchese (John, 1985), DE Nathan Nelson (Jeff, 1990-92), and QB Ryan Schmidt (Rick, 1984-85).

Iowa has two sets of the brothers on the team: OL Landan Paulsen and OL Levi Paulsen, and TE Bryce Schulte and WR Quinn Schulte.

Iowa has three players whose brothers played at Iowa: LB Nick Niemann (Ben in 2014-17), FB Johnny Plewa (Macon in 2013-15), and DL Brady Reiff (Riley in 2008-11).

LS Austin Spiewak is the grandson of Gary Grouwinkler, who played for Iowa in the 1957 and 1959 Rose Bowl games.

LB Dillon Doyle is the son of head strength and conditioning coach Chris Doyle.



HAWKEYES IN THE NFL

Iowa football players have a long tradition of being well prepared for professional football following their college playing careers. Since 2010, 37 Hawkeyes have been selected in the NFL Draft. Today, 32 Hawkeyes are on NFL rosters.



Former Hawkeye, Current NFL Team

- C.J. Beathard, San Francisco 49ers
- Austin Blythe, Los Angeles Rams
- Ike Boettger, Buffalo Bills
- Bryan Bulaga, Green Bay Packer
- Adrian Clayborn, Atlanta Falcons
- James Daniels, Chicago Bears
- Mike Daniels, Green Bay Packers
- Nick Easley, Buffalo Bills PS
- Noah Fant, Denver Broncos
- James Ferentz, New England Patriots
- Jake Gervase, Los Angeles Rams PS
- Parker Hesse, Tennessee Titans PS
- Anthony Hitchens, Kansas City Chiefs
- T.J. Hockenson, Detroit Lions
- Amani Hooker, Tennessee Titans
- Micah Hyde, Buffalo Bills
- Josh Jackson, Green Bay Packers
- Josey Jewell, Denver Broncos
- Jaleel Johnson, Minnesota Vikings
- Desmond King, Los Angeles Chargers
- Christian Kirksey, Cleveland Browns
- George Kittle, San Francisco 49ers
- Casey Kreiter, Denver Broncos
- Greg Mabin, Cincinnati Bengals PS
- Anthony Nelson, Tampa Bay Buccaneers
- Matt Nelson, Detroit Lions PS
- Ben Niemann, Kansas City Chiefs
- Riley Reiff, Minnesota Vikings
- Ross Reynolds, San Francisco 49ers PS
- Brandon Scherff, Washington Redskins
- Marshal Yanda, Baltimore Ravens

CAPTAINS BY WEEK

- Miami (Ohio): Ojemudia, Ross, Stanley, Welch
- Rutgers: Ojemudia, Ross, Stanley, Welch
- Iowa State: Ojemudia, Ross, Stanley, Welch
- MTSU: Ojemudia, Ross, Stanley, Welch
- Michigan: Ojemudia, Ross, Stanley, Welch
- Penn State: Ojemudia, Ross, Stanley, Welch

IOWA FOOTBALL AND THE NFL

- The Hawkeyes have had 180 former players in the NFL since 1999, Kirk Ferentz’s first year as head coach (70 draft picks/110 free agents).
- At least one Iowa Hawkeye has been selected in every NFL Draft since 1978 (42 consecutive years).
- TE T.J. Hockenson (eighth overall, Detroit) and TE Noah Fant (20th overall, Denver) became the first tight ends from the same school to be drafted in the first round of a single NFL Draft.
- DB Desmond King (Los Angeles Chargers), LS Casey Kreiter (Denver), TE George Kittle (San Francisco), and OL Marshal Yanda (Baltimore) were named All-Pro in 2018.
- Over the past 17 years, 150-of-175 (86 percent) of Iowa’s senior starters have been drafted in the NFL or signed NFL free agent contracts.
- Over the past 12 years, Iowa has had 44 NFL Draft picks, fourth most in the Big Ten -- Ohio State (63), Wisconsin (45), and Michigan (45). Since 2010, Iowa has had 37 players drafted in the NFL, tied for fourth most in the Big Ten – Ohio State (62), Penn State (39), and Wisconsin (37).
- Iowa has had six first round picks in the last nine NFL drafts -- OL Bryan Bulaga, 2010; DE Adrian Clayborn, 2011; OL Riley Reiff, 2012; OL Brandon Scherff, 2015, TE T.J. Hockenson, TE Noah Fant.
- Iowa had six players drafted in the 2012 NFL Draft, which tied for the most in the Big Ten and tied for fourth in the country.
- Former Hawkeye Marshal Yanda (Baltimore OL) is a seven-time Pro-Bowler (2011-16, 2018) and was named NFL All-Pro in 2012, 2013, 2014, 2015, 2016, and 2018.
- In NFL 2011 regular season statistics, former Hawkeye linebackers Chad Greenway (Minnesota) and Pat Angerer (Indianapolis) finished third and fourth, respectively, in tackles. Greenway was named to the Pro Bowl in 2012 and 2013.
- Three former Hawkeyes were involved in the 2012 Super Bowl. DB Tyler Sash played for the Super Bowl champion New York Giants, while LB Jeff Tarpinian was on the injured reserve roster of the New England Patriots. Former Iowa center Brian Ferentz, now is his seventh year on staff and first as Iowa’s offensive coordinator, was New England’s tight ends coach.
- Former Iowa DB Sean Considine and OL Marshal Yanda won Super Bowl rings with the 2012 Baltimore Ravens in the 2013 Super Bowl.
- Former Iowa LB James Morris (injured reserve) earned a Super Bowl ring with the New England Patriots in 2015. Former TE Tony Moeaki played for the Seattle Seahawks in the same game.
- Former center James Ferentz was a member of the 2016 Super Bowl champion Denver Broncos.
- Former DT Jonathan Babineaux played for the Atlanta Falcons in Super Bowl LI. Former DE Adrian Clayborn and former DB Charles Godfrey were on the Atlanta injured reserve roster.
- Former OL Cole Croston was on the New England Patriots roster in Super Bowl LII. Former C James Ferentz and WR Riley McCarron were on the Patriots practice squad.
- Former DL Adrian Clayborn (active), OL James Ferentz (inactive), WR Riley McCarron (injured reserve), and OL Cole Croston (practice squad) earned Super Bowl rings as members of the New England Patriots in Super Bowl LIII.
- Entering the 2019 season, every Iowa senior starting tight end (14) under Kirk Ferentz has been drafted in the NFL or made an NFL team. The NFL has employed 16 Iowa tight ends since 1999 (11 drafted/5 free agents).
- All 11 members of Iowa’s starting defensive unit in 2008 were either drafted or signed to NFL free agent contracts following the draft.



2019 HONORS

Kirk Ferentz

Preseason Bobby Dodd Trophy Watch List

Keith Duncan

Big Ten Special Teams Player of the Week vs. Iowa State
 One of three Lou Groza Award Stars of the Week vs. Iowa State

A.J. Epenesa

Ted Hendricks Award Preseason Watch List
 Nagurski Trophy Preseason Watch List
 Big Ten Conference Preseason Watch List
 Bednarik Award Preseason Watch List
 Lott IMPACT Trophy Quarterfinalist
 Polynesian Player of the Year Preseason Watch List
 Preseason Big Ten Defensive Player of the Year by CollegeFootballNews.com
 Preseason first-team All-America by the Associated Press
 Preseason first-team All-America by Sports Illustrated
 Preseason first-team All-America by CollegeFootballNews.com
 Preseason first-team All-America by Athlon Sports
 Preseason second-team All-America by Phil Steele
 Preseason first-team All-Big Ten by CollegeFootballNews.com
 Preseason first-team All-Big Ten by Phil Steele
 Preseason first-team All-Big Ten by Athlon Sports

Chauncey Golston

Preseason third-team All-Big Ten by Athlon Sports

Matt Hankins

Preseason third-team All-Big Ten by Athlon Sports

Alaric Jackson

Outland Trophy Preseason Watch List
 Preseason first-team All-America by CollegeFootballNews.com
 Preseason second-team All-America by Athlon Sports
 Preseason second-team All-America by Phil Steele
 Preseason first-team All-Big Ten by CollegeFootballNews.com
 Preseason first-team All-Big Ten by Phil Steele
 Preseason first-team All-Big Ten by Athlon Sports

D.J. Johnson

Big Ten Co-Freshman of the Week vs. Iowa State

Mekhi Sargent

Doak Walker Award Preseason Watch List
 Preseason fourth-team All-Big Ten by Athlon Sports

Michael Sleep-Dalton

Named to Ray's 8 Watch List vs. Rutgers

Ihmir Smith-Marsette

Horning Award Preseason Watch List
 Preseason first-team All-America by Athlon Sports
 Preseason second-team All-America by Phil Steele
 Preseason first-team All-Big Ten by CollegeFootballNews.com
 Preseason first-team All-Big Ten by Phil Steele
 Preseason first-team All-Big Ten by Athlon Sports

Nate Stanley

Johnny Unitas Golden Arm Award Top 20 Finalist
 Walter Camp Player of the Year Preseason Watch List
 Manning Award Preseason Watch List
 Maxwell Award Preseason Watch List
 O'Brien Award Preseason Watch List
 CFPB Player of the Year Award Preseason Watch List
 Preseason third-team All-Big Ten by Phil Steele
 Preseason fourth-team All-Big Ten by Athlon Sports

Geno Stone

Preseason second-team All-Big Ten by Athlon Sports
 Preseason third-team All-Big Ten by Phil Steele

FIND THE NFL-ER

The Hawkeyes have had NFL talent on their offensive line in each of Kirk Ferentz's 20 completed seasons. Seventeen Iowa offensive linemen have been selected in the NFL Draft, including four in the first round. Former Hawkeye linemen under Ferentz have combined for 10 Pro Bowl appearances. Below is a list of players, by year, that played on the Hawkeyes' offensive line prior to joining the NFL.

Year	Player	NFL Service	Year	Player	NFL Service
1999	Bruce Nelson	2003-05	2008	Kyle Calloway	2010
1999	Eric Steinbach	2003-11	2008	Seth Olsen	2009-12
2000	Sam Aiello	2004	2008	J. Vandervelde	2011-16
2000	Robert Gallery	2004-11	2009	Bryan Bulaga	2010-pr.
2000	Bruce Nelson	2003-05	2009	Kyle Calloway	2010
2000	David Porter	2003-04	2009	Adam Gettis	2012-pr.
2000	Eric Steinbach	2003-11	2009	Riley Reiff	2012-pr.
2001	Robert Gallery	2004-11	2009	J. Vandervelde	2011-16
2001	Bruce Nelson	2003-05	2010	James Ferentz	2014-pr.
2001	David Porter	2003-04	2010	Adam Gettis	2012-pr.
2001	Eric Steinbach	2003-11	2010	Riley Reiff	2012-pr.
2002	Robert Gallery	2004-11	2010	J. Vandervelde	2011-16
2002	Bruce Nelson	2003-05	2010	Markus Zusevics	2012-13
2002	David Porter	2003-04	2011	James Ferentz	2014-pr.
2002	Eric Steinbach	2003-11	2011	Adam Gettis	2012-pr.
2003	Sam Aiello	2004	2011	Riley Reiff	2012-pr.
2003	Brian Ferentz	2007	2011	Brandon Scherff	2015-pr.
2003	Robert Gallery	2004-11	2011	Matt Tobin	2013-18
2003	Mike Jones	2007-08	2011	Markus Zusevics	2012-13
2003	Pete McMahon	2005-06	2012	Connor Boffeli	2014-15
2003	Eric Rothwell	2004	2012	James Ferentz	2014-pr.
2004	Mike Elgin	2007-08	2012	Austin Blythe	2016-pr.
2004	Brian Ferentz	2007	2012	Andrew Donnal	2015-pr.
2004	Mike Jones	2007-08	2012	Brandon Scherff	2015-pr.
2004	Pete McMahon	2005-06	2012	Matt Tobin	2013-18
2005	Mike Elgin	2007-08	2013	Austin Blythe	2016-pr.
2005	Brian Ferentz	2007	2013	Connor Boffeli	2014-15
2005	Mike Jones	2007-08	2013	Brandon Scherff	2015-pr.
2005	Seth Olsen	2009-12	2014	Austin Blythe	2016-pr.
2005	Marshal Yanda	2007-pr.	2014	Andrew Donnal	2015-pr.
2006	Mike Elgin	2007-08	2014	Brandon Scherff	2015-pr.
2006	Mike Jones	2007-08	2015	Austin Blythe	2016-pr.
2006	Seth Olsen	2009-12	2015	Cole Croston	2017-pr.
2006	Marshal Yanda	2007-pr.	2015	James Daniels	2018-pr.
2007	Bryan Bulaga	2010-pr.	2016	Cole Croston	2017-pr.
2007	Kyle Calloway	2010	2016	James Daniels	2018-pr.
2007	Seth Olsen	2009-12	2017	James Daniels	2018-pr.
2007	J. Vandervelde	2011-16	2017	Ike Boettger	2018-pr.
2008	Rob Bruggeman	2009-11	2018	Keegan Render	2019
2008	Bryan Bulaga	2010-pr.			



2019 HONORS

Jackson Subbert

Patrick Mannelly Award Preseason Watch List

Kristian Welch

Preseason fourth-team All-Big Ten by Phil Steele

Nate Wieting

Mackey Award Preseason Watch List

Preseason fourth-team All-Big Ten by Phil Steele

Tristan Wirfs

Outland Trophy Preseason Watch List

Preseason second-team All-America by CollegeFootballNews.com

Preseason fourth-team All-America by Athlon Sports

Preseason first-team All-Big Ten by CollegeFootballNews.com

Preseason second-team All-Big Ten by Athlon Sports

Preseason fourth-team All-Big Ten by Phil Steele

CONSECUTIVE GAMES, NOT SHUTOUT

School	Games	Last Shutout
Nebraska	291 <i>(26-0 at Arizona State)</i>	Sept. 21, 1996
IOWA	225 <i>(31-0 at Illinois)</i>	Oct. 14, 2000
Indiana	213 <i>(58-0 at Michigan)</i>	Oct. 14, 2000
Penn State	213 <i>(20-0 vs. Michigan)</i>	Oct. 6, 2001
Purdue	71 <i>(56-0 vs. Ohio State)</i>	Nov. 2, 2013
Michigan	67 <i>(31-0 at Notre Dame)</i>	Sept. 6, 2014
Wisconsin	59 <i>(59-0 vs. Ohio State)</i>	Dec. 6, 2014
Northwestern	51 <i>(38-0 at Michigan)</i>	Oct. 10, 2015
Ohio State	34 <i>(31-0 vs. Clemson, CFP Semifinal)</i>	Dec. 31, 2016
Minnesota	19 <i>(31-0 vs. Wisconsin)</i>	Nov. 25, 2017
Illinois	7 <i>(63-0 vs. Iowa)</i>	Nov. 17, 2018
Maryland	2 <i>(59-0 at Penn State)</i>	Sept. 27, 2019
Michigan State	0 <i>(38-0 at Wisconsin)</i>	Oct. 12, 2019
Rutgers	0 <i>(35-0 at Indiana)</i>	Oct. 12, 2019

INSTANT REPLAY

Game (Rvs)	Reviewed Play (Confirmed/Reversed)
Miami (1)	Miami first down reversed
Rutgers (0)	
Iowa State (2)	Iowa State completed pass confirmed Iowa State fumble confirmed
MTSU (2)	MTSU completed pass confirmed Goodson TD rush reversed
Michigan (1)	Iowa first down confirmed
Penn State (5)	Penn State touchdown confirmed Penn State touchdown reversed Nate Stanley incomplete pass confirmed Penn State targeting reversed Iowa touchdown confirmed



**BIG TEN
BOWL GAMES**
Quick Lane Bowl – Dec. 26

Big Ten vs. ACC/Notre Dame
8:00 p.m. (ESPN)

Pinstripe Bowl – Dec. 27

Big Ten vs. ACC/Notre Dame
3:20 p.m. (ESPN)

First Responder Bowl – Dec. 30

Big Ten vs. C-USA
12:30 p.m. (ESPN)

Music City Bowl – Dec. 30

SEC vs. ACC/Big Ten/ND
4 p.m. (ESPN)

Orange Bowl – Dec. 30

ACC vs. Big Ten/SEC/ND
8 p.m. (ESPN)

Outback Bowl – Jan. 1

Big Ten vs SEC
1 p.m. (ESPN)

Citrus Bowl – Jan. 1

Big Ten vs SEC
1 p.m. (ABC)

Rose Bowl – Jan. 1

Big Ten vs. Pac-12
5 p.m. (ESPN)

Gator Bowl – Jan. 2

SEC vs ACC/Big Ten/ND
7 p.m. (ESPN)

Armed Forces Bowl – Jan. 4

Mountain West vs. Big Ten
11:30 a.m. (ESPN)

Redbox Bowl – Dec. 30

Big Ten vs. Pac-12
1 p.m. (ESPN)

Holiday Bowl – TBA

Big Ten vs. Pac-12
5 p.m. (FS1)

IOWA PROGRAM NOTES

- The Hawkeyes have earned bowl eligibility in 17 of the last 18 seasons. Iowa is 8-8 in bowl games since 2001. Only Ohio State (9) and Wisconsin (8) have more bowl wins among Big Ten teams since 2001. The Hawkeyes are 16-15-1 in 32 bowl games. Iowa has won five January bowl games under Ferentz.
- Iowa is the only school to have two head football coaches since 1979. Hayden Fry took over prior to the 1979 season and coached through the 1998 season, posting a record of 143-89-6. Current coach Kirk Ferentz (156-102) replaced Fry and is in his 21st season in 2019. Ferentz also served as Iowa's offensive line coach from 1981-89 under Fry.
- Iowa played in the Big Ten title game for the first time in program history on Dec. 5, 2015. Iowa earned Big Ten Conference championships in 2002 and 2004 and placed second in 2009. Iowa (8-0, 2002; 8-0, 2015) is one of three Big Ten teams to post a perfect mark in conference play since 1998 (BCS era), joining Michigan State (1) and Ohio State (5).
- Iowa has ranked in the top 10 in the final Associated Press and CNN/USA Today coaches polls five times since 2002, including a ranking of seventh in both polls at the conclusion of the 2009 season. Iowa ranked eighth in 2002, 2003 and 2004. The Hawkeyes finished 2015 ranked ninth in the AP poll and 10th in the USA Today Coaches Poll. In the Big Ten, only Ohio State has more top 10 finishes since 2002.
- Since 1936 when the first AP poll was released, Iowa has appeared in the poll 326 times, the fifth highest total in the Big Ten (Ohio State, Michigan, Wisconsin, and MSU). Iowa has been the top-ranked team in the country 11 times.
- Iowa set a school record with 12 wins in 2015. The Hawkeyes won 11 games in 2002 (11-2), and 2009 (11-2). In 2009, Iowa started 9-0 and won 10 regular season games for just the fourth time in school history.
- Iowa won 10 or more games in three consecutive years (2002-04) for the first time in school history.
- Kirk Ferentz has been named Big Ten Coach of the Year four times (2002, 2004, 2009, 2015) and was named National Coach of the Year in 2002 and 2015. Only Michigan's Bo Schembechler (6) has more conference coach of the year honors. Iowa's Hayden Fry and Penn State's Joe Paterno both won the award three times.
- Iowa has had 10 individual national award winners under head coach Kirk Ferentz. They include Brad Banks (2002 Davey O'Brien, Top Quarterback; 2002 Associated Press National Player of the Year); Dallas Clark (2002 Mackey, Top Tight End); Nate Kaeding (2002 Groza, Top Kicker); Robert Gallery (2003 Outland, Top Lineman); Shonn Greene (2008 Doak Walker, Top Running Back); Brandon Scherff (2014 Outland, Top Lineman), Desmond King (2015 Jim Thorpe), Josey Jewell (2017 Lott IMPACT), T.J. Hockenson (2018, Mackey, Top Tight End).
- Iowa's offensive line earned the Joe Moore Award in 2016, an honor bestowed upon the top offensive line unit in the country.
- Iowa's football record in the 2000 decade was 80-45 (.640), a record that ranks as the best decade in Iowa football history, based on total wins. Iowa posted a record of 77-40-4 (.652) during the 1980's and the Hawkeyes were 62-53-2 (.538) in the 1990's. Iowa is 69-46 (.596) since 2010.

SEEING DOUBLE

Senior offensive linemen Landan and Levi Paulsen started Weeks 1-4, becoming the first set of twin brothers to start for the Hawkeyes since SS Kent Ellis and CB Kevin Ellis in 1980. The last brothers to start in the same game for the Hawkeyes were James and LeShun Daniels. James was Iowa's starting center in the 2016 season opener against Miami (Ohio), and LeShun was Iowa's starting running back.

The Paulsens are the sixth set of twins to play football at the University of Iowa. The offensive linemen from Woodbury High School in Northwest Iowa join the company of Leo and Lloyd Jensvold (1929-30), Harold and Herbert Shoener (1946-47), Kent and Kevin Ellis (1977-80), Aaron and Evan Kooiker (1992), and Shane and Shaun Prater (2008).





IOWA FOOTBALL

32 Bowl Games 11 Big Ten Championships 27 Consensus All-Americans 14 CFB Hall of Fame Inductees

Date	Opponent	Score	Overall Record	Conference Record	Time	Attend
Aug. 31	Miami (Ohio)	W, 38-14	1-0	0-0	3:05	69,250
Sept. 7	* Rutgers	W, 30-0	2-0	1-0	3:06	61,808
Sept. 14	\$ at Iowa State	W, 18-17	3-0	1-0	5:53	61,500
Sept. 28	Middle Tennessee	W, 48-3	4-0	1-0	3:06	63,706
Oct. 5	* at #18/19 Michigan	L, 3-10	4-1	1-1	3:26	111,519
Oct. 12	* #10/9 Penn State	L, 12-17	4-2	1-2	3:26	69,034
Oct. 19	* Purdue					
Oct. 26	* at Northwestern					
Nov. 9	* at Wisconsin					
Nov. 16	* Minnesota					
Nov. 23	* Illinois					
Nov. 29	* at Nebraska					

* -- Big Ten Conference game

\$ Iowa Corn Cy-Hawk Series

ALL PURPOSE YARDS

All Purpose	g	rush	rcv	pr	kr	ir	total	avg/g
Smith-Marsette	6	43	386	0	153	0	582	97.0
Sargent, Mekhi	6	329	133	0	0	0	462	77.0
Ragaini, Nico	6	2	249	96	0	0	347	57.8
Goodson, Tyler	6	252	92	0	0	0	344	57.3
Young, Toren	6	313	7	0	0	0	320	53.3
Smith, Brandon	6	0	301	0	0	0	301	50.2
Tracy, Tyrone	6	9	190	0	0	0	199	33.2
Wieting, Nate	6	0	64	0	0	0	64	10.7
Beyer, Shaun	6	0	57	0	0	0	57	9.5
Kelly-Martin, I.	4	23	25	0	0	0	48	12.0
Martin, Oliver	6	5	28	0	0	0	33	5.5
Ojemudia, M.	6	0	0	0	0	11	11	1.8
Ross, Brady	6	3	4	0	0	0	7	1.2
Colbert, Djimon	6	0	0	0	0	6	6	1.0
Petras, Spencer	3	1	0	0	0	0	1	0.3
Team	1	-8	0	0	0	0	-8	-8.0
Stanley, Nate	6	-31	0	0	0	0	-31	-5.2
Total	6	941	1536	96	153	17	2743	457.2
Opponents	6	605	960	51	163	4	1783	297.2





Iowa Hawkeye Football
IOWA Overall Team Statistics (as of Oct 12, 2019)
All games



Team Statistics	IOWA	OPP
SCORING	149	61
Points Per Game	24.8	10.2
Points Off Turnovers	16	20
FIRST DOWNS	136	81
Rushing	56	34
Passing	70	45
Penalty	10	2
RUSHING YARDAGE	941	605
Yards gained rushing	1133	724
Yards lost rushing	192	119
Rushing Attempts	228	176
Average Per Rush	4.1	3.4
Average Per Game	156.8	100.8
TDs Rushing	7	2
PASSING YARDAGE	1536	960
Comp-Att-Int	130-213-4	95-166-4
Average Per Pass	7.2	5.8
Average Per Catch	11.8	10.1
Average Per Game	256.0	160.0
TDs Passing	9	5
TOTAL OFFENSE	2477	1565
Total Plays	441	342
Average Per Play	5.6	4.6
Average Per Game	412.8	260.8
KICK RETURNS: #-Yards	7-153	10-163
PUNT RETURNS: #-Yards	9-96	5-51
INT RETURNS: #-Yards	4-17	4-4
KICK RETURN AVERAGE	21.9	16.3
PUNT RETURN AVERAGE	10.7	10.2
INT RETURN AVERAGE	4.2	1.0
FUMBLES-LOST	5-3	5-3
PENALTIES-Yards	25-169	41-346
Average Per Game	28.2	57.7
PUNTS-Yards	25-1034	44-1928
Average Per Punt	41.4	43.8
Net punt average	37.7	39.4
KICKOFFS-Yards	33-1824	17-1028
Average Per Kick	55.3	60.5
Net kick average	41.2	41.2
TIME OF POSSESSION/Game	34:16	25:44
3RD-DOWN Conversions	45/97	25/79
3rd-Down Pct	46%	32%
4TH-DOWN Conversions	9/13	1/2
4th-Down Pct	69%	50%
SACKS BY-Yards	10-64	16-146
MISC YARDS	0	0
TOUCHDOWNS SCORED	16	7
FIELD GOALS-ATTEMPTS	13-15	4-6
ON-SIDE KICKS	0-0	0-0
RED-ZONE SCORES	(20-20) 100%	(7-8) 88%
RED-ZONE TOUCHDOWNS	(13-20) 65%	(4-8) 50%
PAT-ATTEMPTS	(14-14) 100%	(7-7) 100%
ATTENDANCE	263798	173019
Games/Avg Per Game	4/65950	2/86510
Neutral Site Games		0/0

Score by Quarters	1st	2nd	3rd	4th	OT	Total
IOWA	33	36	34	46	0	149
Opponents	17	14	13	17	0	61



Iowa Hawkeye Football
IOWA Overall Individual Statistics (as of Oct 12, 2019)
All games



Rushing	gp	att	gain	loss	net	avg	td	lg	avg/g
Sargent,Mekhi	6	70	337	8	329	4.7	2	22	54.8
Young,Toren	6	48	321	8	313	6.5	1	52	52.2
Goodson, Tyler	6	48	270	18	252	5.2	0	29	42.0
Smith-Marsette	6	5	44	1	43	8.6	1	16	7.2
Kelly-Martin,I.	4	6	23	0	23	3.8	0	9	5.8
Tracy,Tyrone	6	1	9	0	9	9.0	0	9	1.5
Martin, Oliver	6	1	5	0	5	5.0	0	5	0.8
Ross,Brady	6	4	6	3	3	0.8	1	3	0.5
Ragaini,Nico	6	1	2	0	2	2.0	0	2	0.3
Petras,Spencer	3	1	1	0	1	1.0	1	1	0.3
Pallissard, T.	4	1	0	0	0	0.0	0	0	0.0
Pottebaum, M.	5	1	0	0	0	0.0	0	0	0.0
Team	1	3	0	8	-8	-2.7	0	0	-8.0
Stanley,Nate	6	38	115	146	-31	-0.8	1	16	-5.2
Total	6	228	1133	192	941	4.1	7	52	156.8
Opponents	6	176	724	119	605	3.4	2	18	100.8

Passing	gp	effic	comp-att-int	pct	yds	td	lg	avg/g
Stanley,Nate	6	134.30	124-203-4	61.1	1511	9	58	251.8
Petras,Spencer	3	81.00	6-10-0	60.0	25	0	9	8.3
Total	6	131.80	130-213-4	61.0	1536	9	58	256.0
Opponents	6	110.93	95-166-4	57.2	960	5	73	160.0

Receiving	gp	no.	yds	avg	td	lg	avg/g
Smith-Marsette	6	24	386	16.1	3	58	64.3
Smith,Brandon	6	24	301	12.5	4	34	50.2
Ragaini,Nico	6	24	249	10.4	0	45	41.5
Goodson, Tyler	6	15	92	6.1	0	31	15.3
Tracy,Tyrone	6	12	190	15.8	1	33	31.7
Sargent,Mekhi	6	12	133	11.1	0	41	22.2
Wieting,Nate	6	6	64	10.7	0	25	10.7
Martin, Oliver	6	5	28	5.6	1	9	4.7
Beyer,Shaun	6	4	57	14.2	0	27	9.5
Kelly-Martin,I.	4	2	25	12.5	0	25	6.2
Young,Toren	6	1	7	7.0	0	7	1.2
Ross,Brady	6	1	4	4.0	0	4	0.7
Total	6	130	1536	11.8	9	58	256.0
Opponents	6	95	960	10.1	5	73	160.0

Punt Returns	no.	yds	avg	td	lg
Ragaini,Nico	9	96	10.7	0	17
Total	9	96	10.7	0	17
Opponents	5	51	10.2	0	36

Interceptions	no.	yds	avg	td	lg
Ojemudia,M.	2	11	5.5	0	14
Colbert,Djimon	1	6	6.0	0	6
Stone,Geno	1	0	0.0	0	0
Total	4	17	4.2	0	14
Opponents	4	4	1.0	0	4

Kick Returns	no.	yds	avg	td	lg
Smith-Marsette	7	153	21.9	0	37
Total	7	153	21.9	0	37
Opponents	10	163	16.3	0	24

Fumble Returns	no.	yds	avg	td	lg
Total	0	0	0.0	0	0
Opponents	1	15	15.0	0	15



Iowa Hawkeye Football
IOWA Overall Individual Statistics (as of Oct 12, 2019)
All games



Scoring	td	fg	PAT				dxp	saf	pts
			kick	rush	rcv	pass			
Duncan, Keith	-	13-15	14-14	-	-	-	-	-	53
Smith, Brandon	4	-	-	-	-	-	-	-	24
Smith-Marsette	4	-	-	-	-	-	-	-	24
Sargent, Mekhi	2	-	-	-	-	-	-	-	12
Martin, Oliver	1	-	-	-	-	-	-	-	6
Petras, Spencer	1	-	-	-	-	-	-	-	6
Tracy, Tyrone	1	-	-	-	-	-	-	-	6
Stanley, Nate	1	-	-	-	-	0-2	-	-	6
Young, Toren	1	-	-	-	-	-	-	-	6
Ross, Brady	1	-	-	-	-	-	-	-	6
Total	16	13-15	14-14	-	-	0-2	-	-	149
Opponents	7	4-6	7-7	-	-	-	-	-	61

Total Offense	g	plays	rush	pass	total	avg/g
Stanley, Nate	6	241	-31	1511	1480	246.7
Sargent, Mekhi	6	70	329	0	329	54.8
Young, Toren	6	48	313	0	313	52.2
Goodson, Tyler	6	48	252	0	252	42.0
Smith-Marsette	6	5	43	0	43	7.2
Petras, Spencer	3	11	1	25	26	8.7
Kelly-Martin, I.	4	6	23	0	23	5.8
Tracy, Tyrone	6	1	9	0	9	1.5
Martin, Oliver	6	1	5	0	5	0.8
Ross, Brady	6	4	3	0	3	0.5
Ragaini, Nico	6	1	2	0	2	0.3
Team	1	3	-8	0	-8	-8.0
Total	6	441	941	1536	2477	412.8
Opponents	6	342	605	960	1565	260.8

Field Goals	fg	pct.	01-19	20-29	30-39	40-49	50-99	lg	blk
Duncan, Keith	13-15	86.7	1-1	4-4	1-2	7-8	0-0	49	0

FG Sequence	IOWA	Opponents
MIAMI	(21)	-
RUTGERS	(46),(19),(43)	-
Iowa State	(25),(40),(42),(39)	(26)
Middle Tennessee	(49),39,(42)	(43)
Michigan	(22)	(28),58,34
PENN STATE	(47),44,(24)	(33)

Punting	no.	yds	avg	lg	tb	fc	i20	50+	blk
Sleep-Dalton, M	25	1034	41.4	57	2	10	7	7	0
Total	25	1034	41.4	57	2	10	7	7	0
Opponents	44	1928	43.8	69	5	15	20	11	0

Kickoffs	no.	yds	avg	tb	ob	retn	net	ydln
Shudak, Caleb	33	1824	55.3	12	0			
Total	33	1824	55.3	12	0	16.3	41.2	23
Opponents	17	1028	60.5	7	1	21.9	41.2	23

Numbers in (parentheses) indicate field goal was made.



Iowa Hawkeye Football
IOWA Overall Defensive Statistics (as of Oct 12, 2019)
All games



#	Defensive Leaders	gp	Tackles				tfl/yds	Sacks no-yds	Pass defense			Fumbles		blkd	
			ua	a	tot				int-yds	brup	qbh	rcv-yds	ff	kick	saf
34	Welch, Kristian	6	22	25	47	3.0-9	1.0-3	.	1	1
8D	Koerner, Jack	6	17	16	33	.	.	.	3	.	1-0	1	.	.	.
32	Colbert, Djimon	6	16	14	30	1.5-2	.	1-6	2
57	Golston, C	6	16	10	26	3.5-14	2.0-10	.	.	3
9	Stone, Geno	6	15	11	26	1.0-1	.	1-0	1	.	.	1	.	.	.
49	Niemann, Nick	6	10	14	24	1.5-10	.	.	.	2
11	Ojemudia, M.	6	15	7	22	.	.	2-11	3
95	Lattimore, C.	6	8	10	18	1.5-8	1.5-8	.	.	2
94	Epenesa, A.J.	6	8	8	16	3.0-22	3.0-22	.	2	8
54	Nixon, Daviyon	6	9	5	14	2.5-14	1.0-8	.	.	4
2B	Johnson, D.J.	5	10	3	13	.	.	.	2
8	Hankins, Matt	3	6	5	11	0.5-0	.	.	2
91	Reiff, Brady	3	4	7	11	0.5-2	0.5-2	.	.	1
7A	Schulte, Austin	6	2	8	10	1.0-2
43	Doyle, Dillon	6	4	4	8	1	.	.	.
44	Benson, Seth	6	3	5	8
16	Roberts, Terry	6	2	5	7
52	Jones, Amani	6	4	3	7	1.0-11	1.0-11
26	Merriweather, K.	1	2	3	5
35	Wade, B.	6	.	5	5	0.5-1
97	VanValkenburg	5	.	4	4
99	Shannon, Noah	3	2	1	3	1-0	1	.	.	.
27	Harris, Jermari	2	2	.	2
17	Young, Devonte	6	1	1	2	1-0
4A	Belton, Dane	1	.	2	2
1C	Milani, John	6	.	2	2
3	Tracy, Tyrone	6	1	.	1
12	Smith, Brandon	6	.	1	1
31	Campbell, Jack	4	.	1	1
1	Dvorak, Wes	6	.	1	1
68	Paulsen, Landan	6	1	.	1
36	Ross, Brady	6	1	.	1
3C	Marchese, Henry	4	.	1	1
Total		6	181	182	363	21-96	10-64	4-17	16	21	3-0	4	.	.	.
Opponents		6	264	182	446	35-192	16-146	4-4	18	18	3-15	3	.	.	.



Iowa Hawkeye Football
IOWA Red-Zone Results (as of Oct 12, 2019)
All games



IOWA Inside Opponent Red-Zone

Date	Opponent	Score	Times In RZ	Times Scored	Total Pts	Rush TDs	Pass TDs	FGs Made	Failed to score inside RZ							
									FGA	Down	Int	Fumb	Half	Game		
Aug 31, 2019	MIAMI	W 38-14	6	6	38	5	2	3	1	0	0	0	0	0	0	0
Sep 07, 2019	RUTGERS	W 30-0	3	3	13	1	0	1	2	0	0	0	0	0	0	0
Sep 14, 2019	at Iowa State	W 18-17	2	2	9	1	1	0	1	0	0	0	0	0	0	0
Sep 28, 2019	MIDDLE TENNESSEE	W 48-3	6	6	42	6	4	2	0	0	0	0	0	0	0	0
Oct 05, 2019	at Michigan	L 3-10	1	1	3	0	0	0	1	0	0	0	0	0	0	0
Oct 12, 2019	PENN STATE	L 12-17	2	2	6	0	0	0	2	0	0	0	0	0	0	0
Totals			20	20	111	13	7	6	7	0	0	0	0	0	0	0
20 of 20 (100.0%)																

Opponents Inside IOWA Red-Zone

Date	Opponent	Score	Times In RZ	Times Scored	Total Pts	Rush TDs	Pass TDs	FGs Made	Failed to score inside RZ							
									FGA	Down	Int	Fumb	Half	Game		
Aug 31, 2019	MIAMI	W 38-14	2	2	14	2	0	2	0	0	0	0	0	0	0	0
Sep 07, 2019	RUTGERS	W 30-0	0	0	0	0	0	0	0	0	0	0	0	0	0	0
Sep 14, 2019	at Iowa State	W 18-17	1	1	3	0	0	0	1	0	0	0	0	0	0	0
Sep 28, 2019	MIDDLE TENNESSEE	W 48-3	0	0	0	0	0	0	0	0	0	0	0	0	0	0
Oct 05, 2019	at Michigan	L 3-10	3	2	10	1	1	0	1	1	0	0	0	0	0	0
Oct 12, 2019	PENN STATE	L 12-17	2	2	10	1	1	0	1	0	0	0	0	0	0	0
Totals			8	7	37	4	2	2	3	1	0	0	0	0	0	0
7 of 8 (87.5%)																



Iowa Hawkeye Football
IOWA Combined Team Statistics (as of Oct 12, 2019)
Conference games



Date	Opponent	Score	Att.
* Sep 07, 2019	RUTGERS	W 30-0	61808
* Oct 05, 2019	at Michigan	L 3-10	111519
* Oct 12, 2019	#10 PENN STATE	L 12-17	69034

Record:	Overall	Home	Away	Neutral
All games	1-2	1-1	0-1	0-0
Conference	1-2	1-1	0-1	0-0
Non-Conference	0-0	0-0	0-0	0-0

Rushing	gp	att	gain	loss	net	avg	td	lg	avg/g
Young, Toren	3	24	126	5	121	5.0	0	31	40.3
Goodson, Tyler	3	24	118	15	103	4.3	0	29	34.3
Sargent, Mekhi	3	29	97	8	89	3.1	0	16	29.7
Tracy, Tyrone	3	1	9	0	9	9.0	0	9	3.0
Martin, Oliver	3	1	5	0	5	5.0	0	5	1.7
Total	3	99	381	116	265	2.7	0	31	88.3
Opponents	3	108	451	76	375	3.5	2	18	125.0

Team Statistics	IOWA	OPP
FIRST DOWNS	62	38
Rushing	18	20
Passing	36	17
Penalty	8	1
RUSHING YARDAGE	265	375
Rushing Attempts	99	108
Average Per Rush	2.7	3.5
Average Per Game	88.3	125.0
TDs Rushing	0	2
PASSING YARDAGE	790	311
Comp-Att-Int	67-119-4	36-77-3
Average Per Pass	6.6	4.0
Average Per Catch	11.8	8.6
Average Per Game	263.3	103.7
TDs Passing	4	1
TOTAL OFFENSE	1055	686
Average Per Play	4.8	3.7
Average Per Game	351.7	228.7
KICK RETURNS: #-Yards	3-79	5-81
PUNT RETURNS: #-Yards	6-65	4-51
INT RETURNS: #-Yards	3-3	4-4
FUMBLES-LOST	4-2	3-1
PENALTIES-Yards	13-102	19-176
PUNTS-AVG	18-40.7	25-45.4
TIME OF POSSESSION/Game	32:54	27:06
3RD-DOWN Conversions	16/48	15/46
4TH-DOWN Conversions	5/8	0/0

Passing	gp	effic	comp-att-int	pct	yds	td	lg	avg/g
Stanley, Nate	3	119.37	64-113-4	56.6	782	4	58	260.7
Petras, Spencer	1	61.20	3-6-0	50.0	8	0	9	8.0
Total	3	116.44	67-119-4	56.3	790	4	58	263.3
Opponents	3	77.17	36-77-3	46.8	311	1	51	103.7

Receiving	gp	no.	yds	avg	td	lg	avg/g
Ragaini, Nico	3	16	122	7.6	0	18	40.7
Smith-Marsette	3	13	245	18.8	2	58	81.7
Smith, Brandon	3	11	153	13.9	1	34	51.0
Goodson, Tyler	3	8	70	8.8	0	31	23.3
Tracy, Tyrone	3	7	68	9.7	1	33	22.7
Sargent, Mekhi	3	5	43	8.6	0	22	14.3
Wieting, Nate	3	4	54	13.5	0	25	18.0
Martin, Oliver	3	2	10	5.0	0	9	3.3
Kelly-Martin, I.	1	1	25	25.0	0	25	25.0
Total	3	67	790	11.8	4	58	263.3
Opponents	3	36	311	8.6	1	51	103.7

Field Goals	fg	pct.	01-19	20-29	30-39	40-49	50-99	lg	blk
Duncan, Keith	6-7	85.7	1-1	2-2	0-0	3-4	0-0	47	0

Scoring	td	fg	PAT			dxp	saf	pts
			kick	rush	rcv			
Duncan, Keith	-	6-7	3-3	-	-	-	-	21
Smith-Marsette	2	-	-	-	-	-	-	12
Tracy, Tyrone	1	-	-	-	-	-	-	6
Smith, Brandon	1	-	-	-	-	-	-	6
Total	4	6-7	3-3	-	-	0-1	-	45
Opponents	3	2-4	3-3	-	-	-	-	27

Score by Quarters	1st	2nd	3rd	4th	OT	Total
IOWA	10	19	7	9	0	45
Opponents	10	7	3	7	0	27

Interceptions	no.	yds	avg	td	lg
Colbert, Djimon	1	6	6.0	0	6
Stone, Geno	1	0	0.0	0	0
Ojemudia, M.	1	-3	-3.0	0	0

Punting	no.	yds	avg	lg	tb	fc	i20	50+	blk
Sleep-Dalton, M	18	733	40.7	57	1	6	6	5	0

Punt Returns	no.	yds	avg	td	lg
Ragaini, Nico	6	65	10.8	0	17
Total	6	65	10.8	0	17
Opponents	4	51	12.8	0	36

Kick Returns	no.	yds	avg	td	lg
Smith-Marsette	3	79	26.3	0	37
Total	3	79	26.3	0	37
Opponents	5	81	16.2	0	19

All Purpose	g	rush	rcv	pr	kr	ir	total	avg/g
Smith-Marsette	3	-1	245	0	79	0	323	107.7
Ragaini, Nico	3	0	122	65	0	0	187	62.3
Goodson, Tyler	3	103	70	0	0	0	173	57.7
Smith, Brandon	3	0	153	0	0	0	153	51.0
Sargent, Mekhi	3	89	43	0	0	0	132	44.0
Total	3	265	790	65	79	3	1202	400.7
Opponents	3	375	311	51	81	4	822	274.0

Total Offense	g	plays	rush	pass	total	avg/g
Stanley, Nate	3	132	-61	782	721	240.3
Young, Toren	3	24	121	0	121	40.3
Goodson, Tyler	3	24	103	0	103	34.3
Sargent, Mekhi	3	29	89	0	89	29.7
Tracy, Tyrone	3	1	9	0	9	3.0
Total	3	218	265	790	1055	351.7
Opponents	3	185	375	311	686	228.7

##	Defensive Leaders	gp	Tackles				Sacks	Pass defense			Fumbles		blkd	
			ua	a	tot	tfl/yds		no-yds	int-yds	brup	qbh	rcv-yds	ff	kick
34	Welch, Kristian	3	12	12	24	1.5-5	.	.	1	1
8D	Koerner, Jack	3	10	12	22	.	.	1	.	.	1	.	.	
57	Golston, C	3	12	8	20	3.5-14	2.0-10	.	.	2	.	.	.	
49	Niemann, Nick	3	9	7	16	1.0-9	.	.	1	
9	Stone, Geno	3	9	5	14	.	.	1-0	1	
	Total	3	94	102	196	12-58	6-37	3-3	5	15	1-0	3	.	



Iowa Hawkeye Football
IOWA Overall Defensive Statistics (as of Oct 12, 2019)
Conference games



#	Defensive Leaders	gp	Tackles				tfl/yds	Sacks		Pass defense			Fumbles		blkd	
			ua	a	tot			no-yds	int-yds	brup	qbh	rcv-yds	ff	kick	saf	
34	Welch, Kristian	3	12	12	24	1.5-5	.	.	1	1
8D	Koerner, Jack	3	10	12	22	.	.	.	1	.	.	1
57	Golston, C	3	12	8	20	3.5-14	2.0-10	.	.	2
49	Niemann, Nick	3	9	7	16	1.0-9	.	.	.	1
9	Stone, Geno	3	9	5	14	.	.	1-0	1
95	Lattimore, C.	3	4	8	12	0.5-3	0.5-3	.	.	1
94	Epenesa, A.J.	3	6	6	12	3.0-22	3.0-22	.	.	7
32	Colbert, Djimon	3	6	6	12	0.5-1	.	1-6
8	Hankins, Matt	2	4	4	8	0.5-0
43	Doyle, Dillon	3	4	4	8	1
11	Ojemudia, M.	3	2	5	7	.	.	1--3	2
91	Reiff, Brady	2	2	4	6	0.5-2	0.5-2
7A	Schulte, Austin	3	1	5	6	1.0-2
54	Nixon, Daviyon	3	4	1	5	3
16	Roberts, Terry	3	1	4	5
52	Jones, Amani	3	2	1	3
2B	Johnson, D.J.	2	2	1	3
17	Young, Devonte	3	1	1	2
35	Wade, B.	3	.	2	2
97	VanValkenburg	2	.	1	1
1C	Milani, John	3	.	1	1
44	Benson, Seth	3	.	1	1
99	Shannon, Noah	1	1	.	1	1-0	1
3	Tracy, Tyrone	3	1	.	1
36	Ross, Brady	3	1	.	1
1	Dvorak, Wes	3	.	1	1
31	Campbell, Jack	2	.	1	1
12	Smith, Brandon	3	.	1	1
Total		3	94	102	196	12-58	6-37	3-3	5	15	1-0	3
Opponents		3	130	84	214	26-122	11-87	4-4	10	11	2-0	3



IOWA FOOTBALL

32 Bowl Games 11 Big Ten Championships 27 Consensus All-Americans 14 CFB Hall of Fame Inductees

Game	Score	First Downs	Rushing Att-Net	Pass. Yards	Passing Com.-Att.-Int	Total Offense	Punts-Avg.	Fum.-Lost	Pen. Yds.
Miami (Ohio)	14	11	25-59	186	17-27-1	245	7-42.9	0-0	10-77
at Iowa	38	26	41-213	252	21-30-0	465	1-31.0	1-1	5-32
Rutgers	0	5	23-78	47	10-27-2	125	10-47.6	1-1	7-61
at Iowa	30	23	39-194	244	19-34-0	438	6-48.3	0-0	4-37
Iowa	18	18	37-112	201	22-35-0	313	5-47.2	0-0	4-15
at Iowa State	17	20	19-91	327	25-35-0	418	4-39.2	2-2	4-21
Middle Tennessee	3	12	24-80	136	17-27-0	216	8-41.9	0-0	8-72
at Iowa	48	30	51-351	293	20-29-0	644	1-34.0	0-0	3-20
Iowa	3	18	30-1	260	23-42-3	261	7-38.3	1-1	8-60
at Michigan	10	13	33-120	147	14-26-1	267	8-45.6	2-0	4-35
Penn State	17	20	53-177	117	12-24-0	294	7-42.1	0-0	8-80
at Iowa	12	21	30-70	286	25-43-1	356	5-35.0	3-1	1-5





IOWA FOOTBALL

32 Bowl Games 11 Big Ten Championships 27 Consensus All-Americans 14 CFB Hall of Fame Inductees

Individual

Points	13, Keith Duncan at Iowa State, 9/14/19
Rushing Attempts	14, Mekhi Sargent, 2X, last vs. Middle Tennessee, 9/28/19
Yards Rushing	131, Toren Young vs. Middle Tennessee, 9/28/19
Pass Attempts	43 (25 comp.), Nate Stanley vs. Penn State, 10/12/19
Pass Completions	25 (43 att.), Nate Stanley vs. Penn State, 10/12/19
Yards Passing	286 (25-43), Nate Stanley vs. Penn State, 10/12/19
Receptions	7, 2X, Brandon Smith/Nico Ragaini vs. Penn State, 10/12/19
Yards Receiving	113, Ihmir Smith-Marsette vs. Rutgers, 9/7/19
Yards Total Offense	281, Nate Stanley vs. Penn State, 10/12/19
All-Purpose Yards	156, Mekhi Sargent vs. Miami (Ohio), 8/31/19
Yards Punt Returns	17, Nico Ragaini at Michigan, 10/5/19
Yards Kickoff Returns	42, Ihmir Smith-Marsette vs. Penn State, 10/12/19
Field Goals Made	4, Keith Duncan at Iowa State, 9/14/19
Extra Points	6, Keith Duncan vs. Middle Tennessee, 9/28/19
Interceptions	1, 4X, last Geno Stone at Michigan, 10/5/19
Tackles	13, Jack Koerner vs. Penn State, 10/12/19
Sacks	1.0, 9X, last Chauncey Golston/A.J. Epenesa vs. Penn State, 10/12/19
TFL's	2.5, Daviyon Nixon vs. Middle Tennessee, 9/28/19

Team Offense (Iowa highs)

Points	48 vs. Middle Tennessee, 9/28/19
Rushing Attempts	51 vs. Middle Tennessee, 9/28/19
Net Yards Rushing	351 vs. Middle Tennessee, 9/28/19
Pass Attempts	43 (25 comp.) vs. Penn State, 10/12/19
Pass Completions	25 (43 comp.) vs. Penn State, 10/12/19
Yards Passing	293 (20-of-29) vs. Middle Tennessee, 9/28/19
Yards Total Offense	644 vs. Middle Tennessee, 9/28/19
Total Plays	80 vs. Middle Tennessee, 9/28/19
First Downs	30 vs. Middle Tennessee, 9/28/19

Team Defense (Opponents lows)

Points	0 vs. Rutgers, 9/7/19
Rushing Attempts	19 at Iowa State, 9/14/19
Net Yards Rushing	59 vs. Miami (Ohio), 8/31/19
Pass Attempts	24 (12 comp.) vs. Penn State, 10/12/19
Pass Completions	9 (26 att.) vs. Rutgers, 9/7/19
Yards Passing	41 vs. Rutgers, 9/7/19
Yards Total Offense	125 vs. Rutgers, 9/7/19
Total Plays	49 vs. Rutgers, 9/7/19
First Downs	5 vs. Rutgers, 9/7/19

Longest Plays

Run	52	Toren Young vs. Middle Tennessee, 9/28/19
Reception	48	Ihmir Smith-Marsette vs. Rutgers, 9/7/19
Field Goal	49	Keith Duncan vs. Middle Tennessee, 9/28/19
Interception Return	14	Michael Ojemudia vs. Miami (Ohio), 8/31/19
Fumble Return	--	
Punt Return	17	Nico Ragaini at Michigan, 10/5/19
Kickoff Return	37	Ihmir Smith-Marsette at Michigan, 10/5/19
Scoring drive	97 (11 plays, 5:37)	vs. Rutgers, 9/7/19
Non-scoring drive	78 (13 plays, 1:45)	vs. Middle Tennessee, 9/28/19





IOWA FOOTBALL

32 Bowl Games 11 Big Ten Championships 27 Consensus All-Americans 14 CFB Hall of Fame Inductees

A kickoff was returned for a TD . . .

by Iowa -- Jordan Cotton (92 yards), vs. Penn State, 10/21/12
by an opponent -- Will Likely (100 yards), Maryland, 10/31/15

A punt was returned for a TD . . .

by Iowa -- Kyle Groeneweg (returned 61 yards on PR), at Illinois, 11/17/18
by Iowa -- Paki O'Meara (returned 42 yards after block), vs. Eastern Illinois, 9/4/10
by an opponent -- Christian McCaffrey (63 yards), Stanford, 1/1/16
by an opponent -- Tremaine McCollum (returned six yards after block), Florida, 1/2/06

Two punts were returned for a TD . . .

by Iowa -- Kevonte Martin-Manley (83 and 63 yards), vs. Western Michigan, 9/21/13

A punt was blocked . . .

by Iowa -- A.J. Epenesa at Illinois, 11/17/18
by an opponent -- Jauan Wesley vs. Northern Illinois, 9/1/18

A punt was blocked and returned for a TD...

by Iowa -- Ben Niemann vs. Northwestern, 11/1/14
by an opponent -- Ryan Lewis (block), Pat Amara, Jr., return (TD) vs. Pittsburgh, 9/19/15

A field goal was blocked...

by Iowa -- Anthony Nelson vs. Penn State, 9/23/17
by an opponent -- Rickey Neal vs. Northern Iowa, 9/15/18

An interception was returned for a TD . . .

by Iowa -- Geno Stone (24 yards) at Penn State, 10/27/18
by an opponent -- Chauncey Gardner, Jr., (58 yards), vs. Florida, 1/2/17

Two interceptions were returned for a TD . . .

by Iowa (individual) -- Josh Jackson (43 yards, 52 yards) at Wisconsin, 11/11/17
by Iowa (team) -- Josey Jewell (34 yards), Bo Bower (88 yards) vs. North Texas, 9/26/15

A fumble was returned for a TD . . .

by Iowa -- A.J. Epenesa (19 yards) at Illinois, 11/17/18
by an opponent -- Blake Dueitt (35 yards), vs. Ball State, 9/6/14

A blocked PAT attempt was returned for a score . . .

by Iowa -- D.J. Johnson (99 yards), at Penn State, 9/28/02
by an opponent -- Jason Simmons (85 yards), at Ohio State, 11/2/91

A safety was scored . . .

by Iowa -- (2) at Penn State, 10/27/18 on Dominique Daffney blocked punt & PSU bad snap
by an opponent -- Shareef Miller TFL on Akrum Wadley rush vs. Penn State, 9/23/17

A player rushed for over 200 yards . . .

by Iowa -- Akrum Wadley (26-204), at Northwestern, 10/17/15
by an opponent -- Saquon Barkley (28-211), Penn State, 9/23/17

Iowa had two 100 yard receivers...

T.J.Hockenson (4-107-2), Noah Fant (4-101-1), at Indiana, 10/13/18

A player passed for over 300 yards . . .

by Iowa -- Nate Stanley (320), at Indiana, 10/13/18
by an opponent -- Jacob Park (347), Iowa State, 9/9/17

A player scored four TDs . . .

by Iowa -- Akrum Wadley (4 rush), at Northwestern, 10/17/15
by an opponent -- Darnell Autry (3 rush, 1 rec.), Northwestern, 11/9/96

A team rushed for over 400 yards . . .

by Iowa -- vs. Tulsa (408 yards), 9/13/97
by an opponent -- Indiana (433 yards), 9/30/00

A team passed for over 400 yards . . .

by Iowa -- vs. Indiana (426 yards), 10/23/99
by an opponent -- Purdue (458 yards), 10/15/16

A team gained over 600 yards of total offense . . .

by Iowa -- vs. Middle Tennessee (644 yards), 9/28/19
by an opponent -- Wisconsin (604 yards), 11/13/99

A team scored over 50 points . . .

by Iowa -- at Illinois (63 points), 11/17/18
by an opponent -- at Minnesota (51 points), 11/8/14

A team was held under 75 yards rushing . . .

by Iowa -- vs. Miami (Ohio) -- 25-59 yards, 8/31/19
by an opponent -- vs. Penn State -- 30-70 yards, 10/12/19

A team was held under 100 yards passing . . .

by Iowa -- Rutgers (47 yards), 9/7/19
by an opponent -- Maryland (86 yards), 10/20/18

A team was held at/under 200 yards of total offense . . .

by Iowa -- Rutgers (125 yards), 9/7/19
by an opponent -- vs. Mississippi State (199 yards), 1/1/19

Iowa scored 3 or more non-offensive touchdowns . . .

by Iowa -- vs. Western Michigan (2 punts, 2 interceptions), 9/21/13

Iowa recovered an onside kick . . .

by Iowa -- first quarter vs. Illinois, 10/7/17

LARGEST MARGINS

Iowa Victories

Opponent, Year	Score	Mar.
Iowa Teachers, 1914	95-0	95
Coe, 1908	92-0	92
Iowa Wesleyan, 1890	91-0	91
Cornell, 1904	88-0	88
Cornell, 1913	76-0	76
Des Moines, 1905	72-0	72
Northwestern, 1913	78-6	72
Grinnell, 1904	69-0	69
Iowa Teachers, 1900	68-0	68
Northern Iowa, 1997	66-0	66
Northwestern, 1981	64-0	64
at Illinois, 2018	63-0	63
Cornell, 1920	63-0	63
Indiana, 1997	62-0	62
UTEP, 1986	69-7	62
Grinnell, 1900	63-2	61
Washington (Mo.), 1902	61-0	61
Knox, 1922	61-0	61
Cornell, 1894	60-0	60
Indiana, 1913	60-0	60
North Dakota St., 1947	59-0	59
Illinois, 1985	59-0	59
Cornell, 1891	64-6	58
Illinois, 1899	58-0	58
Drake, 1985	58-0	58
Upper Iowa, 1900	57-0	57
Western Michigan, 2013	59-3	56
Ball State, 2005	56-0	56
Coe, 1893	56-0	56
Purdue, 1922	56-0	56
Utah State, 1957	70-14	56
Minnesota, 2008	55-0	55
Ripon, 1928	61-6	55
Iowa State, 1985	57-3	54
Northern Illinois, 1986	57-3	54
Cincinnati, 1990	63-10	53
Kansas State, 1959	53-0	53
Northwestern, 2002	62-10	52
Kent State, 2001	51-0	51
Minnesota, 1983	61-10	51
Northern Illinois, 1991	58-7	51

Iowa Defeats

Opponent, year	Score	Mar.
Michigan, 1902	0-107	107
Illinois, 1902	0-80	80
Minnesota, 1903	0-75	75
Minnesota, 1916	0-67	67
Ohio State, 1950	21-83	62
Denver A.C., 1893	0-58	58
Nebraska, 1980	0-57	57
Michigan, 1971	7-63	56
Michigan, 1970	0-55	55
USC, 1976	0-55	55
Kansas, 1895	0-54	54
Minnesota, 1936	0-52	52
Notre Dame, 1967	6-56	50
Illinois, 1973	0-50	50





IOWA FOOTBALL

32 Bowl Games 11 Big Ten Championships 27 Consensus All-Americans 14 CFB Hall of Fame Inductees

OFFENSE

Opponent	WR	TE/WR	LT	LG	C	RG	RT	QB	RB	FB/TE	WR
Miami (Ohio)	Smith	Wieting	Jackson	La. Paulsen	Linderbaum	Le. Paulsen	Wirfs	Stanley	Sargent	Beyer	Smith-Marsette
Rutgers	Smith	Tracy	Wirfs	La. Paulsen	Linderbaum	Schott	Le. Paulsen	Stanley	Sargent	Ross	Smith-Marsette
at Iowa State	Smith	Ragaini	Wirfs	La. Paulsen	Linderbaum	Schott	Le. Paulsen	Stanley	Sargent	Wieting	Smith-Marsette
MTSU	Smith	Wieting	Wirfs	La. Paulsen	Linderbaum	Banwart	Le. Paulsen	Stanley	Sargent	Ross	Smith-Marsette
at Michigan	Smith	Wieting	Jackson	La. Paulsen	Linderbaum	Banwart	Wirfs	Stanley	Sargent	Beyer	Tracy
Penn State	Smith	Wieting	Jackson	La. Paulsen	Linderbaum	Kallenberger	Wirfs	Stanley	Sargent	Beyer	Smith-Marsette
Purdue											
at N'western											
at Wisconsin											
Minnesota											
Illinois											
at Nebraska											
Consec. Starts	9	4	2	6	6	1	18	32	10	2	1
Career Starts	18	12	27	6	6	1	26	32	10	2	11

DEFENSE

Opponent	RE	DT	DT	LE	WLB	MLB	OLB/CASH	CB	CB	SS	FS
Miami (Ohio)	Epenesa	Reiff	Lattimore	Golston	Colbert	Welch	Johnson	Ojemudia	Hankins	Stone	Merriweather
Rutgers	Epenesa	Reiff	Lattimore	Golston	Colbert	Welch	Niemann	Ojemudia	Hankins	Stone	Koerner
at Iowa State	Epenesa	Nixon	Lattimore	Golston	Colbert	Welch	Niemann	Ojemudia	Johnson	Stone	Koerner
MTSU	Epenesa	Schulte	Lattimore	Golston	Colbert	Welch	Niemann	Ojemudia	Johnson	Stone	Koerner
at Michigan	Epenesa	Schulte	Lattimore	Golston	Colbert	Welch	Niemann	Ojemudia	Johnson	Stone	Koerner
Penn State	Epenesa	Reiff	Lattimore	Golston	Colbert	Welch	Niemann	Ojemudia	Hankins	Stone	Koerner
Purdue											
at N'western											
at Wisconsin											
Minnesota											
Illinois											
at Nebraska											
Consec. Starts	6	1	6	6	15	6	5	7	1	7	5
Career Starts	6	3	12	6	16	12	10	16	13	14	5

Offense Career Starts		Defense Career Starts	
Quarterback	Nate Stanley (32)	Defensive End	A.J. Epenesa (6) Chauncey Golston (6)
Wide Receiver	Tyrone Tracy, Jr. (2) Nico Ragaini (1) Brandon Smith (18) Ihmir Smith-Marsette (11)	Defensive Line	Cedrick Lattimore (12) Daviyon Nixon (1) Brady Reiff (3) Austin Schulte (2)
Running Back	Ivory Kelly-Martin (6) Mekhi Sargent (10) Toren Young (4)	Linebacker	Djimon Colbert (16) D.J. Johnson (1) Amani Jones (1) Nick Niemann (10) Kristian Welch (12)
Fullback	Brady Ross (3)	Defensive Back	Julius Brents (5) Matt Hankins (13) D.J. Johnson (3) Jack Koerner (5) Kaevon Merriweather (1) Riley Moss (6) Michael Ojemudia (16) Geno Stone (14)
Tight End	Shaun Beyer (2) Nate Wieting (11)		





IOWA FOOTBALL

32 Bowl Games 11 Big Ten Championships 27 Consensus All-Americans 14 CFB Hall of Fame Inductees

Opponent	Plays	Yards	T.O.P.	Result	Qtr.	Play
Miami (Ohio) (6)	13	79	6:50	FG	1	Duncan, 21-yd. FG
	9	79	3:34	TD	2	B. Smith, 9-yd pass from Stanley
	7	82	3:20	TD	3	Martin, 9-yd pass from Stanley
	3	56	1:35	TD	3	Sargent, 2-yd. run
	13	75	6:57	TD	4	Young, 2-yd. run
	6	23	2:44	TD	4	Smith-Marsette, 6-yd. pass from Stanley

Iowa Avg. Drive 8.5 65.7 4:30

Rutgers (6)	5	75	2:42	TD	1	Smith-Marsette, 58-yd. pass from Stanley
	11	97	5:37	TD	2	Tracy, Jr., 7-yd. pass from Stanley
	6	16	2:48	FG	2	Duncan, 46-yd. FG
	5	29	2:58	FG	2	Duncan, 19-yd. FG
	2	56	0:48	TD	3	Smith-Marsette, 23-yd. pass from Stanley
	7	61	3:42	FG	4	Duncan, 43-yd. FG

Iowa Avg. Drive 6.0 55.7 3:19

at Iowa State (5)	15	68	7:23	FG	1	Duncan, 25-yd. FG
	12	59	5:01	FG	2	Duncan, 40-yd. FG
	12	56	6:06	FG	3	Duncan, 42-yd. FG
	7	25	3:14	TD	4	Stanley, 1-yd. run
	8	54	2:55	FG	4	Duncan, 39-yd. FG

Iowa Avg. Drive 10.8 52.4 5:20

Middle Tennessee (8)	9	65	3:59	TD	1	Sargent, 4-yd. run
	9	44	5:01	FG	1	Duncan, 49-yd. FG
	5	71	2:47	TD	1	B. Smith, 18-yd. pass from Stanley
	9	81	4:24	TD	2	Ross, 1-yd. run
	5	55	1:22	FG	3	Duncan, 42-yd. FG
	7	80	3:05	TD	3	Smith-Marsette, 14-yd. run
	10	72	5:34	TD	4	B. Smith, 10-yd. pass from Stanley
	13	79	6:25	TD	4	Petrus, 1-yd. run

Iowa Avg. Drive 8.4 68.4 4:29

at Michigan (1)	14	61	6:25	FG	2	Duncan, 22-yd. FG
-----------------	----	----	------	----	---	-------------------

Iowa Avg. Drive 14.0 61.0 6:25

Penn State (3)	11	38	5:28	FG	1	Duncan, 47-yd. FG
	10	84	1:26	FG	2	Duncan, 24-yd. FG
	12	87	2:46	TD	4	B. Smith, 33-yd. pass from Stanley

Iowa Avg. Drive 11.0 69.7 3:00

Season Avg. (29) 8.8 62.3 4:14

LONGEST DRIVES

Plays: 15 (68 yards, 7:23) at Iowa State, 9/14/19

Yards: 97 (11 plays, 5:37) vs. Rutgers, 9/7/19

Time of Possession: 7:23 (15 plays, 68 yards) at Iowa State, 9/14/19

DRIVE ANALYSIS

Distance Length (minus)	Iowa		Opponent	
	TD	FG	TD	FG
0-9	0	0	0	2
10-19	0	1	0	0
20-29	2	1	0	0
30-39	0	1	1	0
40-49	0	1	0	1
50-59	2	4	0	0
60-69	2	3	1	1
70-79	6	1	3	0
80-89	4	1	2	0
90-99	1	0	0	0

GAME OPENING DRIVES

Game	Iowa			Opponent		
	Pts	Plys	Yds	Pts	Plys	Yds
Miami (OH)	0	9	39	0	4	8
Rutgers	7	5	75	0	6	30
at ISU	3	15	68	7	4	86
MTSU	7	9	65	0	3	(-1)
at Michigan	0	1	(-3)	0	5	14
Penn St.	0	3	5	0	3	(-8)
Purdue						
at N'western						
at Wisc.						
Minnesota						
Illinois						
at Nebraska						

SECOND HALF OPENING DRIVES

Game	Iowa			Opponent		
	Pts	Plys	Yds	Pts	Plys	Yds
Miami (OH)	7	7	82	0	3	(-1)
Rutgers	0	6	32	0	3	5
at ISU	0	3	9	7	2	76
MTSU	3	5	55	0	5	4
at Michigan	0	8	39	0	5	22
Penn St.	0	5	24	0	9	34
Purdue						
at N'western						
at Wisc.						
Minnesota						
Illinois						
at Nebraska						

3rd Down and...

IOWA													OPPONENTS															
YARDS	M-OH	RUT	ISU	MTSU	UM	PSU	PUR	NW	WIS	MINN	ILL	NEB	TOTAL	YARDS	M-OH	RUT	ISU	MTSU	UM	PSU	PUR	NW	WIS	MINN	ILL	NEB	TOTAL	
1-3	3-6	1-3	4-6	4-8	0-1	3-4	0-0	0-0	0-0	0-0	0-0	0-0	15-28	1-3	2-3	1-3	2-2	0-1	1-2	6-6	0-0	0-0	0-0	0-0	0-0	0-0	0-0	12-17
4-6	5-7	1-4	2-5	3-3	3-5	2-6	0-0	0-0	0-0	0-0	0-0	0-0	16-30	4-6	1-5	1-2	0-1	3-3	2-5	2-5	0-0	0-0	0-0	0-0	0-0	0-0	9-21	
7-9	0-0	0-2	2-4	1-2	0-1	2-3	0-0	0-0	0-0	0-0	0-0	0-0	5-12	7-9	0-1	0-6	0-2	0-2	0-2	1-3	0-0	0-0	0-0	0-0	0-0	0-0	0-0	1-16
10-14	0-0	0-4	1-2	2-3	1-5	1-3	0-0	0-0	0-0	0-0	0-0	0-0	5-17	10-14	1-2	0-3	1-4	0-2	0-2	1-2	0-0	0-0	0-0	0-0	0-0	0-0	0-0	3-15
15+	1-1	0-0	1-2	0-0	2-5	0-2	0-0	0-0	0-0	0-0	0-0	0-0	4-10	15+	0-1	0-0	0-0	0-4	0-2	0-3	0-0	0-0	0-0	0-0	0-0	0-0	0-0	
TOTAL	9-14	2-13	10-19	10-16	6-17	8-18	0-0	0-0	0-0	0-0	0-0	0-0	45-97	TOTAL	4-12	2-14	3-9	3-12	3-13	10-19	0-0	0-0	0-0	0-0	0-0	0-0	0-0	25-79





IOWA FOOTBALL

32 Bowl Games 11 Big Ten Championships 27 Consensus All-Americans 14 CFB Hall of Fame Inductees

Yards	Type	Player(s)	Opponent
58	Pass	Nate Stanley to Ihmir Smith-Marsette	Rutgers
52	Rush	Toren Young	MTSU
45	Pass	Nate Stanley to Nico Ragaini	Miami (Ohio)
41	Pass	Nate Stanley to Mekhi Sargent	Miami (Ohio)
38	Pass	Nate Stanley to Brandon Smith	MTSU
37	Kick Return	Ihmir Smith-Marsette	at Michigan
36	Pass	Nate Stanley to Ihmir Smith-Marsette	Penn State
35	Pass	Nate Stanley to Nico Ragaini	MTSU
34	Pass	Nate Stanley to Brandon Smith	at Michigan
33	Pass	Nate Stanley to Brandon SMith	Penn State
33	Pass	Nate Stanley to Tyrone Tracy, Jr.	MTSU
33	Pass	Nate Stanley to Tyrone Tracy, Jr.	MTSU
33	Pass	Nate Stanley to Tyrone Tracy, Jr.	Rutgers
31	Pass	Nate Stanley to Tyler Goodson	at Michigan
31	Rush	Toren Young	Rutgers
29	Kick Return	Ihmir Smith-Marsette	Penn State
29	Rush	Tyler Goodson	Penn State
28	Pass	Nate Stanley to Brandon Smith	at Iowa State
27	Pass	Nate Stanley to Ihmir Smith-Marsette	at Michigan
27	Rush	Tyler Goodson	MTSU
27	Pass	Nate Stanley to Shaun Beyer	MTSU
27	Pass	Nate Stanley to Ihmir Smith-Marsette	at Iowa State
25	Pass	Nate Stanley to Nate Wieting	Penn State
25	Rush	Tyler Goodson	MTSU
25	Pass	Nate Stanley to Ihmir Smith-Marsette	Rutgers
25	Pass	Nate Stanley to Ivory Kelly-Martin	Rutgers
23	Pass	Nate Stanley to Ihmir Smith-Marsette	Rutgers
22	Pass	Nate Stanley to Mekhi Sargent	at Michigan
22	Rush	Mekhi Sargent	at Iowa State
22	Kick Return	Ihmir Smith-Marsette	at Iowa State
22	Pass	Nate Stanley to Tyrone Tracy	Miami (Ohio)
20	Kick Return	Ihmir Smith-Marsette	MTSU

BY LENGTH		
Yards	No.	TD
20-29	17	1
30-39	11	1
40-49	2	0
50-59	2	1
60-69	0	0
70-79	0	0
80-89	0	0
90+	0	0
TOTAL	32	3

BY PLAY TYPE		
Type	No.	TD
Rushing	6	0
Passing	22	3
Punt Returns	0	0
Kick Returns	4	0
Int. Returns	0	0
Fumble Returns	0	0
Other	0	0
TOTAL	32	3

LONGEST PLAYS OF 2019	
RUSHING	52, Toren Young vs. Middle Tennessee, 9/28/19
RUSHING TOUCHDOWN	2, Mekhi Sargent/Toren Young vs. Miami (Ohio), 8/31/19
RECEIVING	58, Ihmir Smith-Marsette vs. Rutgers, 9/7/19
RECEIVING TOUCHDOWN	48, Ihmir Smith-Marsette vs. Rutgers, 9/7/19
PUNT RETURN	17, Nico Ragaini at Michigan, 10/5/19
KICK RETURN	37, Ihmir Smith-Marsette at Michigan, 10/5/19
INTERCEPTION RETURN	14, Michael Ojemudia vs. Miami (Ohio), 8/31/19
FUMBLE RETURN	--
PUNT	57, Michael Sleep-Dalton vs. Rutgers, 9/7/19
FIELD GOAL	49, Keith Duncan vs. Middle Tennessee, 9/28/19

GAME-BY-GAME LONGEST PLAYS					
IOWA			OPPONENT		
Yds	Opponent	Player(s)	Yds	Opponent	Player(s)
45	Miami (Ohio)	Nico Ragaini, reception	30	Miami (Ohio)	Luke Mayock, reception
58	Rutgers	Ihmir Smith-Marsette, reception (TD)	23	Rutgers	Isaih Pacheco, reception
28	at Iowa State	Brandon Smith, reception	73	at Iowa State	Tarique Milton, reception (TD)
52	Middle Tennessee	Toren Young, rush	21	Middle Tennessee	Jimmy Marshall, rush
37	at Michigan	Ihmir Smith-Marsette, kick return	51	at Michigan	Nico Collins, reception
36	Penn State	Ihmir Smith-Marsette, reception	22	Penn State	KJ Hamler, reception (TD)





IOWA FOOTBALL

32 Bowl Games 11 Big Ten Championships 27 Consensus All-Americans 14 CFB Hall of Fame Inductees

IOWA BIG PLAYS

OPPONENT	Rushing			Passing				Special Teams		
	20-29	30-39	40+	20-29	30-39	40-49	50+	FG BLK	XPT BLK	PUNT BLK
Miami (Ohio)	0	0	0	1	0	2	0	0	0	0
Rutgers	0	1	0	3	1	0	1	0	0	0
at Iowa State	1	0	0	2	0	0	0	0	0	0
MTSU	2	0	1	1	4	0	0	0	0	0
at Michigan	0	0	0	2	2	0	0	0	0	0
Penn State	1	0	0	1	2	0	0	0	0	0
Purdue										
at Northwestern										
at Wisconsin										
Minnesota										
Illinois										
at Nebraska										
TOTALS	4	1	1	10	9	2	1	0	0	0

OPPONENT BIG PLAYS

OPPONENT	Rushing			Passing				Special Teams		
	20-29	30-39	40+	20-29	30-39	40-49	50+	FG BLK	XPT BLK	PUNT BLK
Miami (Ohio)	0	0	0	3	1	0	0	0	0	0
Rutgers	0	0	0	1	0	0	0	0	0	0
at Iowa State	0	0	0	1	0	0	2	0	0	0
MTSU	0	0	0	1	0	0	0	0	0	0
at Michigan	0	0	0	1	0	0	1	0	0	0
Penn State	0	0	0	1	0	0	0	0	0	0
Purdue										
at Northwestern										
at Wisconsin										
Minnesota										
Illinois										
at Nebraska										
TOTALS	0	0	0	8	1	0	3	0	0	0

TURNOVERS FORCED

OPPONENT	Iowa					Opponent			
	FUM	INT	TOT	PTS OFF	MARGIN	FUM	INT	TOT	PTS OFF
Miami (Ohio)	0	1	1	7	0	1	0	1	7
Rutgers	1	2	3	6	+3	0	0	0	0
at Iowa State	2	0	2	3	+2	0	0	0	0
MTSU	0	0	0	0	--	0	0	0	0
at Michigan	0	1	1	0	-3	1	3	4	3
Penn State	0	0	0	0	-2	1	1	2	10
Purdue									
at Northwestern									
at Wisconsin									
Minnesota									
Illinois									
at Nebraska									
Totals	3	4	7	16	--	3	4	7	20





IOWA FOOTBALL

32 Bowl Games 11 Big Ten Championships 27 Consensus All-Americans 14 CFB Hall of Fame Inductees

IOWA DRIVE CHARTS

MIAMI (OHIO)

QTR.	START	TIME	PLAYS-YDS	TOP	RESULT
1st	IA 25	15:00	9-39	4:28	Downs
	IA 18	8:07	13-79	6:50	FIELD GOAL
2nd	IA 21	11:54	9-79	3:34	TOUCHDOWN
	IA 20	3:59	3-(-6)	1:28	Punt
3rd	IA 18	13:26	7-82	3:20	TOUCHDOWN
	IA 44	8:00	3-56	1:35	TOUCHDOWN
	IA 16	4:44	6-49	3:31	Fumble
	IA 25	12:53	13-75	6:57	TOUCHDOWN
4th	M 23	5:47	6-23	2:44	TOUCHDOWN
	IA 11	0:52	2-10	0:52	Half

RUTGERS

QTR.	START	TIME	PLAYS-YDS	TOP	RESULT
1st	IA 25	15:00	5-75	2:42	TOUCHDOWN
	IA 3	9:13	3-2	1:04	Punt
	IA 11	6:33	6-24	3:15	Punt
	IA 8	1:01	3-0	1:13	Punt
2nd	IA 3	13:50	11-97	5:37	TOUCHDOWN
	R 44	6:38	6-16	2:48	FIELD GOAL
	R 30	2:58	5-29	2:58	FIELD GOAL
3rd	IA 1	12:51	6-32	3:02	Punt
	IA 2	8:19	7-43	3:41	Punt
4th	IA 44	3:38	2-56	0:48	TOUCHDOWN
	IA 14	14:47	7-61	3:42	FIELD GOAL
	IA 19	9:43	4-23	1:36	Punt
	IA 48	5:54	10-24	4:59	Downs

IOWA STATE

QTR.	START	TIME	PLAYS-YDS	TOP	RESULT
1st	IA 25	15:00	15-68	7:23	FIELD GOAL
	IA 13	5:39	3-6	0:57	Punt
	IA 20	1:45	7-30	3:21	Punt
2nd	IA 4	9:35	3-2	2:12	Punt
	IA 19	5:01	12-59	5:01	FIELD GOAL
3rd	IA 27	13:58	3-9	1:39	Punt
	IA 20	8:21	12-56	6:06	FIELD GOAL
	ISU 25	0:24	7-25	3:14	TOUCHDOWN
4th	IA 25	7:46	8-54	2:55	FIELD GOAL
	IA 39	2:00	3-(-3)	0:31	Punt
	ISU 22	1:29	3-(-8)	1:29	Half

MIDDLE TENNESSEE

QTR.	START	TIME	PLAYS-YDS	TOP	RESULT
1st	IA 35	15:00	9-65	3:59	TOUCHDOWN
	IA 25	9:55	9-44	5:01	FIELD GOAL
	IA 29	3:02	5-71	2:47	TOUCHDOWN
2nd	IA 19	12:57	9-81	4:24	TOUCHDOWN
	IA 8	5:12	3-(-1)	1:35	Punt
	IA 1	1:47	13-78	1:45	Missed FG
3rd	IA 21	12:14	5-55	1:22	FIELD GOAL
	IA 20	5:24	7-80	3:05	TOUCHDOWN
	IA 28	0:35	10-72	5:34	TOUCHDOWN
4th	IA 21	7:12	13-79	6:25	TOUCHDOWN

OPPONENT DRIVE CHARTS

MIAMI (OHIO)

QTR.	START	TIME	PLAYS-YDS	TOP	RESULT
1st	M 36	10:32	4-8	2:25	Punt
	M 23	1:17	10-77	4:23	TOUCHDOWN
2nd	M 21	8:20	8-27	4:21	Punt
	IA 45	2:31	3-4	1:53	Punt
	M 25	15:00	3-(-1)	1:34	Punt
	M 25	10:06	5-4	2:06	Punt
3rd	M 25	6:25	5-35	1:41	Punt
	M 40	1:13	10-60	3:20	TOUCHDOWN
	M 25	5:56	1-0	0:09	Interception
	M 25	3:03	3-7	2:11	Punt

RUTGERS

QTR.	START	TIME	PLAYS-YDS	TOP	RESULT
1st	R 14	12:18	6-30	3:05	Punt
	R 41	8:09	3-1	1:36	Punt
	R 40	3:18	6-11	2:17	Punt
2nd	R 50	14:48	3-8	0:58	Punt
	R 25	8:13	3-(-9)	1:35	Punt
	R 25	3:50	3-1	0:52	Interception
3rd	R 25	15:00	3-5	2:09	Punt
	R 26	9:49	4-24	1:30	Punt
	R 9	4:38	3-1	1:00	Punt
4th	R 25	2:50	7-21	3:03	Interception
	R 25	11:05	3-4	1:22	Punt
	R 1	8:07	3-7	2:13	Punt
	R 28	0:55	2-11	0:42	Fumble

IOWA STATE

QTR.	START	TIME	PLAYS-YDS	TOP	RESULT
1st	ISU 14	7:33	5-86	1:49	TOUCHDOWN
	ISU 34	4:42	6-29	2:57	Punt
2nd	ISU 20	13:24	7-32	3:49	Punt
	ISU 48	7:23	5-33	2:22	Fumble
3rd	ISU 24	14:56	2-76	0:53	TOUCHDOWN
	ISU 13	12:19	8-45	3:58	Punt
	ISU 6	2:09	3-0	1:45	Punt
4th	ISU 25	12:10	13-66	4:24	FIELD GOAL
	ISU 25	4:51	6-36	2:51	Downs

MIDDLE TENNESSEE

QTR.	START	TIME	PLAYS-YDS	TOP	RESULT
1st	M 25	11:01	3-(-1)	1:06	Punt
	M 25	4:54	3-8	1:52	Punt
	M 25	0:15	6-20	2:18	Punt
2nd	M 25	8:33	6-32	3:21	Punt
	I 41	3:37	3-(-5)	1:50	Punt
3rd	M 25	15:00	5-4	2:46	Punt
	M 25	10:52	13-49	5:28	FIELD GOAL
4th	M 25	2:19	3-4	1:44	Punt
	M 25	10:01	7-17	2:49	Punt





IOWA FOOTBALL

32 Bowl Games 11 Big Ten Championships 27 Consensus All-Americans 14 CFB Hall of Fame Inductees

IOWA DRIVE CHARTS

MICHIGAN

QTR.	START	TIME	PLAYS-Yds	TOP	RESULT
1st	IA 21	13:48	1-(-3)	0:07	Fumble
	IA 25	12:19	4-17	1:42	Punt
	IA 50	8:33	3-(-2)	1:47	Punt
	IA 39	6:05	2-4	0:52	Interception
	IA 35	3:43	14-61	6:25	FIELD GOAL
2nd	IA 20	9:36	9-38	4:07	Punt
	IA 48	3:37	5-19	2:08	Interception
3rd	IA 25	15:00	8-39	3:45	Interception
	IA 20	8:44	5-5	3:37	Punt
	IA 33	1:13	4-28	1:26	Punt
4th	IA 20	11:01	4-7	2:47	Punt
	IA 33	7:08	6-16	4:16	Punt
	IA 43	1:35	8-12	0:58	Downs

PENN STATE

QTR.	START	TIME	PLAYS-Yds	TOP	RESULT
1st	IA 25	15:00	3-5	1:27	Punt
	IA 17	11:57	10-28	3:26	Punt
	IA 33	7:40	11-38	5:28	FIELD GOAL
	IA 21	0:02	3-6	0:46	Punt
2nd	IA 29	8:36	8-45	3:35	Missed FG
	IA 11	1:46	10-84	1:26	FIELD GOAL
3rd	IA 3	10:32	5-24	2:42	Punt
	IA 8	6:19	4-8	1:33	Fumble
	IA 25	2:08	7-34	3:08	Punt
4th	IA 4	10:13	3-17	0:51	Interception
	IA 13	5:17	12-87	2:46	TOUCHDOWN

OPPONENT DRIVE CHARTS

MICHIGAN

QTR.	START	TIME	PLAYS-Yds	TOP	RESULT
1st	M 25	15:00	5-14	1:12	Punt
	IA 18	13:41	4-8	1:22	FIELD GOAL
	M 30	10:37	6-70	2:04	TOUCHDOWN
	M 40	6:46	2-5	0:41	Interception
	M 31	5:13	3-4	1:30	Punt
	M 29	12:18	5-17	2:42	Punt
2nd	M 14	5:29	3-0	1:52	Punt
	M 4	1:29	6-56	1:29	Missed FG
	M 30	11:15	5-22	2:31	Punt
3rd	M 19	5:07	6-6	3:54	Punt
	M 20	14:47	10-64	3:46	Missed FG
	M 40	8:14	3-2	1:06	Punt
	M 15	2:52	3-8	1:17	Punt

PENN STATE

QTR.	START	TIME	PLAYS-Yds	TOP	RESULT
1st	IA 41	13:33	3-(-8)	1:36	Punt
	P 20	8:31	3-1	0:51	Punt
	P 20	2:12	5-17	2:10	Punt
	P 15	14:16	15-85	5:40	TOUCHDOWN
2nd	P 26	5:01	9-26	3:15	Punt
	P 20	15:00	9-34	4:28	Punt
	P 28	7:50	3-2	1:31	Punt
3rd	IA 16	4:46	6-1	2:38	FIELD GOAL
	P 10	14:00	10-53	3:47	Punt
	I 35	9:22	8-35	4:05	TOUCHDOWN
	P 25	2:31	6-7	2:31	Half
	P 25	2:31	6-7	2:31	Half





IOWA FOOTBALL

32 Bowl Games 11 Big Ten Championships 27 Consensus All-Americans 14 CFB Hall of Fame Inductees

PASSING

Peyton Mansell (So.)

Att: 3 vs. UNI (9/15/18)
Comp: 2, 2X, last vs. UNI (9/15/18)
Yards: 35 vs. Northern Illinois (9/1/18)
Long: 30 vs. Northern Illinois (9/1/18)

Nate Stanley (Sr.)

Att: 49 at Penn State (10/27/18)
Comp: 27, 2X, last vs. Northwestern (11/10/18)
Yards: 333 at Iowa State (9/9/17)
TDs: 6 at Indiana (10/13/18)
Long: 75 vs. Mississippi State (1/1/19)

Spencer Petras (RS Fr.)

Att: 6 vs. Rutgers (9/7/19)
Comp: 3, 2X, last vs. MTSU (9/28/19)
Yards: 17 vs. MTSU (9/28/19)
Long: 9 vs. Rutgers (9/7/19)

Colten Rastetter (Sr.)

Att: 1, 4X, last vs. Nebraska (11/23/18)
Comp: 1, 4X, last vs. Nebraska (11/23/18)
Yards: 18 vs. Ohio State (11/4/17)
TD: 1 at Penn State (10/27/18)

RUSHING

Max Cooper (Jr.)

Att: 1 at Indiana (10/13/18)
Yards: 9 at Indiana (10/13/18)
Long: 9 at Indiana (10/13/18)

Tyler Goodson (Fr.)

Att: 12 vs. MTSU (9/28/19)
Yards: 97 vs. MTSU (9/28/19)
Long: 29 vs. Penn State (10/12/19)

Ivory Kelly-Martin (Jr.)

Att: 24 vs. Maryland (10/20/18)
Yards: 98 vs. Maryland (10/20/18)
Long: 57 at Nebraska (11/24/17)
TD: 2 vs. North Texas (9/16/17)

Peyton Mansell (So.)

Att: 3 vs. Maryland (10/20/18)
Yards: 17 vs. Maryland (10/20/18)
TD: 1 vs. Northern Illinois (9/1/18)
Long: 16 vs. Maryland (10/20/18)

Oliver Martin (So.)

Att: 1 vs. Rutgers (9/7/19)
Yards: 5 vs. Rutgers (9/7/19)
Long: 5 vs. Rutgers (9/7/19)

Turner Pallissard (RS Fr.)

Att: 1 vs. MTSU (9/28/19)

Spencer Petras (RS Fr.)

Att: 1 vs. MTSU (9/28/19)
Yards: 1 vs. MTSU (9/28/19)
Long: 1 vs. MTSU (9/28/19)
TD: 1 vs. MTSU (9/28/19)

Monte Pottebaum (RS Fr.)

Att: 1 vs. MTSU (9/28/19)

Nico Ragaini (RS Fr.)

Att: 1 vs. Miami, Ohio (8/31/19)
Yards: 2 vs. Miami, Ohio (8/31/19)
Long: 2 vs. Miami, Ohio (8/31/19)

Colton Rastetter (Sr.)

Att: 1 vs. Ohio State (11/4/17)
Yards: 7 vs. Ohio State (11/4/17)
Long: 7 vs. Ohio State (11/4/17)

Brady Ross (Sr.)

Att: 2, 2X, last vs. Miami, Ohio (8/31/19)
Yards: 5, 2X, last at Minnesota (10/6/18)
Long: 5 at Minnesota (10/6/18)
TD: 1 vs. MTSU (9/28/19)

Mekhi Sargent (Jr.)

Att: 26 vs. Nebraska (11/23/18)
Yards: 173 vs. Nebraska (11/23/18)
Long: 32 vs. Nebraska (11/23/18)
TD: 2, 3X, last at Illinois (11/17/18)

Ihmir Smith-Marsette (Jr.)

Att: 2, 2X, last vs. MTSU (9/28/19)
Yards: 28 vs. MTSU (9/28/19)
Long: 20 vs. Wisconsin (9/22/18)
TD: 1 vs. MTSU (9/28/19)

Nate Stanley (Sr.)

Att: 8, 2X, last at Michigan (10/5/19)
Yards: 20 vs. Miami, Ohio (8/31/19)
Long: 16 vs. Miami, Ohio (8/31/19)
TD: 1, 2X, last at Iowa State (9/14/19)

Tyrone Tracy, Jr. (RS Fr.)

Att: 1, 2X, last vs. Rutgers (9/7/19)
Yards: 9 vs. Rutgers (9/7/19)
Long: 9 vs. Rutgers (9/7/19)

Tristan Wirfs (Jr.)

Att: 1 at Penn State (10/27/18)
Yards: 15 at Penn State (10/27/18)
Long: 15 at Penn State (10/27/18)

Toren Young (Jr.)

Att: 21 vs. Iowa State (9/8/18)
Yards: 131 vs. MTSU (9/28/19)
Long: 52 vs. MTSU (9/28/19)
TD: 2 at Illinois (11/17/18)

RECEIVING

Shaun Beyer (Jr.)

Catches: 3 vs. Miami, Ohio (8/31/19)
Yards: 30 vs. Miami, Ohio (8/31/19)
Long: 27 vs. MTSU (9/28/19)

Max Cooper (Jr.)

Catches: 1, 3X, last vs. UNI (9/15/18)
Yards: 7 vs. UNI (9/15/18)
Long: 7 vs. UNI (9/15/18)

A.J. Epenesa (Jr.)

Catches: 1 at Michigan State (9/30/17)
Yards: 15 at Michigan State (9/30/17)
Long: 15 at Michigan State (9/30/17)

Tyler Goodson (Fr.)

Catches: 5 at Michigan (10/5/19)
Yards: 62 at Michigan (10/5/19)
Long: 31 at Michigan (10/5/19)

Ivory Kelly-Martin (Jr.)

Catches: 3 vs. Northwestern (11/10/18)
Yards: 40 at Minnesota (10/6/18)
TD: 1 vs. Illinois (10/7/17)
Long: 25, 2X, last vs. Rutgers (9/7/19)

Oliver Martin (So.)

Catches: 2, 2X, last vs. Rutgers (9/7/19)
Yards: 14 vs. Miami, Ohio (8/31/19)
Long: 9, 2X, last vs. Rutgers (9/7/19)
TD: 1 vs. Miami, Ohio (8/31/19)

Nico Ragaini (RS Fr.)

Catches: 7 vs. Penn State (10/12/19)
Yards: 55 vs. Penn State (10/12/19)
Long: 45 vs. Miami, Ohio (8/31/19)

Brady Ross (Sr.)

Catches: 1, 7X, last vs. Miami, Ohio (8/31/19)
Yards: 11 vs. Wisconsin (9/22/18)
Long: 11 vs. Wisconsin (9/22/18)

Mekhi Sargent (Jr.)

Catches: 4, 2X, last vs. Miami, Ohio (8/31/19)
Yards: 65 vs. Miami, Ohio (8/31/19)
TD: 1 vs. Nebraska (11/23/18)
Long: 48 vs. UNI (9/15/18)

Brandon Smith (Jr.)

Catches: 7 vs. Penn State (10/12/19)
Yards: 86 vs. Penn State (10/12/19)
TD: 2 vs. MTSU (9/28/19)
Long: 34 at Michigan (10/5/19)

Ihmir Smith-Marsette (Jr.)

Catches: 5 vs. Penn State (10/12/19)
Yards: 113 vs. Rutgers (9/7/19)
TD: 2, 2X, last vs. Rutgers (9/7/19)
Long: 60 at Minnesota (10/6/18)

Tyrone Tracy, Jr. (RS Fr.)

Catches: 4 at Michigan (10/5/19)
Yards: 85 vs. MTSU (9/28/19)
TD: 1 vs. Rutgers (9/7/19)
Long: 33, 2X, last vs. MTSU (9/28/19)

Nate Wieting (Sr.)

Catches: 4 vs. Penn State (10/12/19)
Yards: 54 vs. Penn State (10/12/19)
Long: 30 vs. Northern Illinois (9/1/18)

Toren Young (Jr.)

Catches: 2, 2X, last vs. Mississippi St. (1/1/19)
Yards: 23 at Northwestern (10/21/17)
TD: 1 at Indiana (10/13/18)
Long: 23 at Northwestern (10/21/17)





IOWA FOOTBALL

32 Bowl Games 11 Big Ten Championships 27 Consensus All-Americans 14 CFB Hall of Fame Inductees

DEFENSE

Dane Belton (Fr.)

Tackles: 2 vs. MTSU (9/28/19)
Asst: 2 vs. MTSU (9/28/19)

Seth Benson (RS Fr.)

Tackles: 4 vs. Miami, Ohio (8/31/19)
Solo: 2 vs. Miami, Ohio (8/31/19)
Asst: 2, 2X, last at Iowa State (9/14/19)

Shaun Beyer (Jr.)

Tackles: 1 at Penn State (10/27/18)
Solo: at Penn State (10/27/18)

Julius Brents (So.)

Tackles: 4 vs. Wisconsin (9/22/18)
Solo: 3 at Penn State (10/27/18)
Asst: 2, 2X, last at Minnesota (10/6/18)
INT: 1 at Minnesota (10/6/18)
PB: 2 at Minnesota (10/6/18)

Jack Campbell (Fr.)

Tackles: 1 vs. Penn State (10/12/19)
Asst: 1 vs. Penn State (10/12/19)

Djimon Colbert (So.)

Tackles: 8, 3X, last at Iowa State (9/14/19)
Solo: 6 vs. Miami, Ohio (8/31/19)
Asst: 5, 2X, last at Iowa State (9/14/19)
INT: 1 vs. Rutgers (9/7/19)
TFL: 1, 2X, last vs. Miami, Ohio (8/31/19)
PB: 1, 2X, last vs. Miami, Ohio (8/31/19)

Max Cooper (Jr.)

Tackles: 1 vs. UNI (9/15/18)
Solo: 1 vs. UNI (9/15/18)

Dillon Doyle (RS Fr.)

Tackles: 5 vs. Penn State (10/12/19)
Solo: 2 vs. Penn State (10/12/19)
Asst: 3 vs. Penn State (10/12/19)
FF: 1 at Michigan (10/5/19)

Wes Dvorak (Sr.)

Tackles: 1, 3X, last vs. Rutgers (9/7/19)
Solo: 1 vs. Ohio State (11/4/17)
Asst: 1, 2X, last vs. Rutgers (9/7/19)

A.J. Epenesa (Jr.)

Tackles: 8 at Illinois (11/17/18)
Solo: 5 at Illinois (11/17/18)
Asst: 4 vs. Penn State (10/12/19)
Sacks: 2 vs. Iowa State (9/8/18)
TFL: 3.5 at Illinois (11/17/18)
FF: 1, 5X, last vs. Mississippi State (1/1/19)
FR: 1 at Illinois (11/17/18)
QH: 4 vs. Rutgers (9/7/19)
PB: 1, 7X, last vs. MTSU (9/28/19)
Punt Block: 1 at Illinois (11/17/18)

Chauncey Golston (Jr.)

Tackles: 8, 2X, last vs. Penn State (10/12/19)
Solo: 5 at Michigan (10/5/19)
Asst: 4 vs. Penn State (10/12/19)
Sack: 1, 5X, last vs. Penn State (10/12/19)
TFL: 2, 2X, last at Michigan (10/5/19)
FR: 1, 3X, last vs. Mississippi State (1/1/19)
INT: 1 vs. Mississippi State (1/1/19)
QH: 2 at Michigan (10/5/19)
PB: 1 at Illinois (11/17/18)

Matt Hanks (Jr.)

Tackles: 10 vs. Nebraska (11/23/18)
Solo: 7, 2X, last vs. Mississippi State (1/1/19)
Asst: 4 vs. Boston College (12/27/17)
TFL: 0.5 vs. Penn State (10/12/19)
PB: 2 vs. Miami, Ohio (8/31/19)

Jermari Harris (Fr.)

Tackles: 2 vs. MTSU (9/28/19)
Solo: 2 vs. MTSU (9/28/19)

D.J. Johnson (RS Fr.)

Tackles: 8 at Iowa State (9/14/19)
Solo: 6 at Iowa State (9/14/19)
Asst: 2 at Iowa State (9/14/19)
PB: 2 at Iowa State (9/14/19)

Amani Jones (Sr.)

Tackles: 9 at Minnesota (10/6/18)
Solo: 5 at Minnesota (10/6/18)
Asst: 4 at Minnesota (10/6/18)
Sack: 1, 2X, last vs. Miami, Ohio (8/31/19)
TFL: 2 at Minnesota (10/6/18)
PB: 1 at Purdue (10/15/16)

Ivory Kelly-Martin (Jr.)

Tackles: 1, 4X, last at Wisconsin (11/11/17)
Solo: 1, 2X, last at Wisconsin (11/11/17)
Asst: 1, 2X, last vs. Minnesota (10/28/17)

Jack Koerner (So.)

Tackles: 13 vs. Penn State (10/12/19)
Solo: 5 at Iowa State (9/14/19)
Asst: 9 vs. Penn State (10/12/19)
FF: 1 at Michigan (10/5/19)
FR: 1 at Iowa State (9/14/19)
PB: 2 at Iowa State (9/14/19)

Cedrick Lattimore (Sr.)

Tackles: 7 vs. Penn State (10/12/19)
Solo: 3, 3X, last vs. Miami, Ohio (8/31/19)
Asst: 5 vs. Penn State (10/12/19)
Sack: 1, 4X, last vs. MTSU (9/28/19)
TFL: 1, 4X, last vs. MTSU (9/28/19)
FF: 1 at Illinois (11/19/16)
QH: 1, 4X, last vs. MTSU (9/28/19)

Peyton Mansell (So.)

Tackles: 1 vs. UNI (9/15/18)
Solo: 1 vs. UNI (9/15/18)

Henry Marchese (RS Fr.)

Tackles: 1 at Iowa State (9/14/19)
Asst: 1 at Iowa State (9/14/19)

Kaevon Merriweather (So.)

Tackles: 5 vs. Miami, Ohio (8/31/19)
Solo: 2 vs. Miami, Ohio (8/31/19)
Asst: 3 vs. Miami, Ohio (8/31/19)
PB: 1 vs. Miami, Ohio (8/31/19)

John Milani (Sr.)

Tackles: 2, 3X, last at Illinois (11/17/18)
Solo: 2 at Purdue (11/3/18)
Asst: 1, 6X, last at Iowa State (9/14/19)

Riley Moss (So.)

Tackles: 6 at Indiana (10/13/18)
Solo: 6 at Indiana (10/13/18)
Asst: 2 vs. Maryland (10/20/18)
INT: 2 at Minnesota (10/6/18)
PB: 2 vs. Maryland (10/20/18)

Nick Niemann (Jr.)

Tackles: 10 vs. Wisconsin (9/22/18)
Solo: 4, 2X, last vs. Penn State (10/12/19)
Asst: 7 vs. Wisconsin (9/22/18)
Sack: 1 vs. Iowa State (9/8/18)
TFL: 1, 3X, last at Michigan (10/5/19)
QH: 1, 3X, last at Iowa State (9/14/19)

Daviyon Nixon (So.)

Tackles: 7 vs. MTSU (9/28/19)
Solo: 5 vs. MTSU (9/28/19)
Asst: 2 vs. MTSU (9/28/19)
Sack: 1 vs. MTSU (9/28/19)
TFL: 2.5 vs. MTSU (9/28/19)
QH: 1, 4X, last vs. Penn State (10/12/19)

Michael Ojemudia (Sr.)

Tackles: 8, 2X, last vs. Mississippi State (1/1/19)
Solo: 6, 2X, last vs. MTSU (9/28/19)
Asst: 4, 2X, last vs. Wisconsin (9/22/18)
TFL: 0.5 vs. Wisconsin (9/22/18)
INT: 1, 5X, last vs. Rutgers (9/7/19)
PB: 2, 2X, last vs. Nebraska (11/23/18)

Landan Paulsen (Sr.)

Tackles: 1 vs. Miami, Ohio (8/31/19)
Solo: 1 vs. Miami, Ohio (8/31/19)

Brady Reiff (Sr.)

Tackles: 6 vs. Penn State (10/12/19)
Solo: 3 vs. Miami, Ohio (8/31/19)
Asst: 4 vs. Penn State (10/12/19)
Sack: 1, 2X, last vs. UNI (9/15/18)
TFL: 1, 2X, last vs. UNI (9/15/18)
INT: 1 vs. Wyoming (9/2/17)
QH: 1, 2X, last vs. Miami, Ohio (8/31/19)
PB: 1, 3X, last vs. Purdue (11/18/17)
FF: 1 vs. Ohio State (11/4/17)

Terry Roberts (RS Fr.)

Tackles: 2, 3X, last vs. Penn State (10/12/19)
Solo: 1, 2X, last at Michigan (10/5/19)
Asst: 2 vs. Penn State (10/12/19)

Brady Ross (Sr.)

Tackles: 2 vs. Boston College (12/27/17)
Solo: 1, 8X, last vs. Penn State (10/12/19)
Asst: 1 vs. Boston College (12/27/17)
FR: 1 vs. Michigan (11/12/16)

Mekhi Sargent (Jr.)

Tackles: 1 at Illinois (11/17/18)
Solo: 1 at Illinois (11/17/18)

Austin Schulte (Jr.)

Tackles: 4 vs. Penn State (10/12/19)
Solo: 1, 2X, last vs. Penn State (10/12/19)
Asst: 3 vs. Penn State (10/12/19)
TFL: 1 vs. Penn State (10/12/19)

Noah Shannon (RS Fr.)

Tackles: 1, 3X, last vs. MTSU (9/28/19)
Solo: 1, 2X, last vs. MTSU (9/28/19)
Asst: 1 vs. Miami, Ohio (8/31/19)
FF: 1 vs. Rutgers (9/7/19)
FR: 1 vs. Rutgers (9/7/19)

Brandon Smith (Jr.)

Tackles: 1 at Michigan (10/5/19)
Asst: 1 at Michigan (10/5/19)





IOWA FOOTBALL

32 Bowl Games 11 Big Ten Championships 27 Consensus All-Americans 14 CFB Hall of Fame Inductees

Ihmir Smith-Marsette (Jr.)

Tackles: 1 at Minnesota (10/6/18)
Solo: 1 at Minnesota (10/6/18)

Nate Stanley (Sr.)

Tackles: 1, 2X, last vs. Mississippi State (1/1/19)
Solo: 1, 2X, last vs. Mississippi State (1/1/19)

Geno Stone (Jr.)

Tackles: 8, 2X, last at Iowa State (9/14/19)
Solo: 7 at Purdue (11/3/18)
Asst: 6 at Nebraska (11/24/17)
TFL: 1, 2X, last at Iowa State (9/14/19)
FF: 1, 2X, last at Iowa State (9/14/19)
INT: 1, 6X, last at Michigan (10/5/19)
PB: 1, 3X, last at Michigan (10/5/19)

Jackson Subbert (Sr.)

Tackles: 1, 2X, last at Minnesota (10/6/18)
Solo: 1, 2X, last at Minnesota (10/6/18)

Tyrone Tracy, Jr. (RS Fr.)

Tackles: 1 at Michigan (10/5/19)
Solo: 1 at Michigan (10/5/19)

Zach VanValkenburg (Jr.)

Tackles: 3 vs. MTSU (9/28/19)
Asst: 3 vs. MTSU (9/28/19)

Barrington Wade (Jr.)

Tackles: 3 vs. MTSU (9/28/19)
Solo: 1 vs. Northwestern (11/10/18)
Asst: 3 vs. MTSU (9/28/19)
TFL: .5 vs. MTSU (9/28/19)

Kristian Welch (Sr.)

Tackles: 11 vs. Northern Illinois (9/1/18)
Solo: 7 vs. Northern Illinois (9/1/18)
Asst: 5, 2X, last vs. Penn State (10/12/19)
Sacks: 1, 2X, last at Iowa State (9/14/19)
TFL: 1, 3X, last vs. Penn State (10/12/19)
FF: 1 vs. Northern Illinois (9/1/18)
INT: 1, 2X, last at Illinois (11/17/18)
FR: 1 vs. UNI (9/15/18)
QH: 1 vs. Rutgers (9/7/19)
PB: 1, 2X, last vs. Penn State (10/12/19)

Tristan Wirfs (Jr.)

Tackles: 1 at Penn State (10/27/18)
Solo: at Penn State (10/27/18)

Devonte Young (Sr.)

Tackles: 2 vs. Rutgers (9/7/19)
Solo: 1, 3X, last vs. Rutgers (9/7/19)
Asst: 1, 3X, last vs. Rutgers (9/7/19)
FR: 1 at Iowa State (9/14/19)

PUNT RETURNS

Max Cooper (Jr.)

Returns: 1 at Nebraska (11/24/17)
Yards: 12 at Nebraska (11/24/17)
Long: 12 at Nebraska (11/24/17)

Nico Ragaini (RS Fr.)

Returns: 4 at Michigan (10/5/19)
Yards: 54 at Michigan (10/5/19)
Long: 17 at Michigan (10/5/19)

KICKOFF RETURNS

Amani Jones (Sr.)

Returns: 1 at Michigan State (9/30/17)
Yards: 15 at Michigan State (9/30/17)
Long: 15 at Michigan State (9/30/17)

Ivory Kelly-Martin (Jr.)

Returns: 3, 3X, last at Wisconsin (11/11/17)
Yards: 67 vs. Penn State (9/23/17)
Long: 35 at Michigan State (9/30/17)

Brady Ross (Sr.)

Returns: 1, 2X, last at Purdue (10/15/16)
Yards: 13 vs. North Dakota St. (9/17/16)
Long: 13 vs. North Dakota St. (9/17/16)

Ihmir Smith-Marsette (Jr.)

Returns: 5 vs. Mississippi State (1/1/19)
Yards: 150 vs. Mississippi State (1/1/19)
Long: 74 at Nebraska (11/24/17)

Devonte Young (Sr.)

Returns: 1, 3X, last vs. Nebraska (11/23/18)
Yards: 24 at Indiana (10/13/18)
Long: 24 at Indiana (10/13/18)

SPECIALISTS

Keith Duncan (Jr.)

FG: 4 at Iowa State (9/14/19)
FGA: 4 at Iowa State (9/14/19)
PAT: 7 at Purdue (10/15/16)
Long: 49 vs. MTSU (9/28/19)

Ryan Gersonde (So.)

Punts: 5, 2X, last vs. Minnesota (10/28/17)
Yards: 263 at Northwestern (10/21/17)
Avg.: 52.6 at Northwestern (10/21/17)
Long: 61 at Northwestern (10/21/17)

Colten Rastetter (Sr.)

Punts: 9 at Wisconsin (11/11/17)
Yards: 362 at Wisconsin (11/11/17)
Avg.: 55.0 at Northwestern (10/21/17)
Long: 69 vs. Northern Illinois (9/1/18)

Michael Sleep-Dalton (Sr.)

Punts: 7 at Michigan (10/5/19)
Yards: 290 vs. Rutgers (9/7/19)
Avg: 48.3 vs. Rutgers (9/7/19)
Long: 57 vs. Rutgers (9/7/19)

Nate Stanley (Sr.)

Punts: 1, 5X, last at Illinois (11/17/18)
Yards: 47 vs. Ohio State (11/4/17)
Avg. 47.0 vs. Ohio State (11/4/17)
Long: 47 vs. Ohio State (11/4/17)





IOWA FOOTBALL

32 Bowl Games 11 Big Ten Championships 27 Consensus All-Americans 14 CFB Hall of Fame Inductees

MOST POINTS

- 1. 63 at Illinois.....11-17-18
- 2. 62 vs. North Texas.....9-25-15
- 62 vs. Northwestern.....11-9-02
- 4. 59 vs. Western Michigan.....9-21-13
- 59 vs. Northwestern.....11-10-01
- 6. 57 vs. Akron.....8-31-02
- 7. 56 at Nebraska.....11-24-17
- 56 vs. Ball State.....9-3-05
- 56 vs. Buffalo.....9-6-03

FEWEST POINTS ALLOWED

- 1. **0 vs. Rutgers.....9-7-19**
- 0 at Illinois.....11-17-18
- 0 vs. Maryland.....10-20-18
- 0 at Illinois.....11-19-16
- 0 vs. Ball State.....9-26-10
- 0 vs. Minnesota.....11-21-09
- 0 at Minnesota.....11-22-08
- 0 vs. Florida International.....9-6-08
- 0 vs. Syracuse.....9-8-07
- 0 vs. Ball State.....9-3-05
- 0 vs. Kent State.....9-1-01
- 0 vs. Northern Illinois.....9-18-99

MOST FIRST DOWNS

- 1. **30 vs. Middle Tennessee.....9-28-19**
- 30 vs. Kent State.....9-1-01
- 3. 29 at Iowa State.....9-9-17
- 29 vs. Indiana.....9-30-00
- 29 vs. Indiana.....10-23-99
- 6. 28 vs. North Texas.....9-16-17
- 28 at Purdue.....11-9-13
- 28 vs. Louisiana-Monroe.....9-24-11
- 28 vs. Ball State.....9-26-10
- 28 at Indiana.....10-11-08
- 28 vs. Minnesota.....11-19-05
- 28 vs. Buffalo.....9-6-03

FEWEST FIRST DOWNS ALLOWED

- 1. **5 vs. Rutgers.....9-7-19**
- 5 vs. Syracuse.....9-8-07
- 3. 6 vs. Eastern Illinois.....9-4-10
- 6 at Minnesota.....11-22-08
- 6 vs. Penn State.....10-23-04
- 6. 7 vs. Maryland.....10-20-18
- 7. 8 vs. Ball State.....9-26-10
- 8 vs. Arizona.....9-19-09
- 9. 9 at Purdue.....9-27-14
- 9 vs. Western Michigan.....9-21-13
- 9 vs. Georgia Tech.....1-5-10
- 9 vs. Penn State.....10-25-03

MOST RUSHING ATTEMPTS

- 1. 60 at Iowa State.....9-14-13
- 60 vs. Kent State.....9-4-04
- 3. 59 vs. North Texas.....9-16-17
- 59 vs. Northwestern.....11-10-01
- 5. 58 vs. Western Michigan.....9-21-13
- 58 vs. Missouri State.....9-7-13
- 7. 56 vs. Minnesota.....11-16-02
- 8. 55 at Illinois.....11-15-14
- 9. 53 at Purdue.....10-15-16
- 53 vs. Minnesota.....11-17-01
- 11. 52 vs. Maryland.....10-20-18
- 52 at Purdue.....11-9-13

FEWEST RUSHING ATT., OPPONENT

- 1. 17 by North Texas.....9-16-17
- 17 by Miami (Ohio).....9-7-02
- 3. **19 by Iowa State.....9-14-19**
- 19 by Kent State.....9-4-05
- 5. 20 by Western Michigan.....9-21-13
- 20 by Michigan State.....10-30-10
- 20 by Michigan.....10-26-02
- 20 by Utah State.....9-21-02
- 20 by Texas Tech.....11-29-01

MOST RUSHING YARDS

- 1. 376 vs. Akron.....8-31-02
- 2. 365 at Purdue.....10-15-16
- 365 vs. Minnesota.....11-16-02
- 4. **351 vs. Middle Tennessee.....9-28-19**
- 5. 318 at Purdue.....11-9-13
- 6. 313 at Nebraska.....11-24-17
- 7. 304 at Illinois.....11-15-14
- 8. 301 vs. Illinois.....10-1-05
- 9. 300 vs. Utah State.....9-21-02
- 10. 298 vs. Missouri State.....9-7-13

FEWEST RUSHING YARDS ALLOWED

- 1. -13 vs. Kent State.....9-4-04
- 2. 6 vs. Northern Iowa.....9-15-18
- 3. 7 at Minnesota.....11-22-08
- 4. 10 vs. Montana.....9-2-06
- 5. 14 vs. Miami (Ohio).....9-7-02
- 6. 19 vs. Iowa State.....9-8-18
- 19 vs. Wisconsin.....10-12-05

MOST PASSES ATTEMPTED

- 1. 61 vs. Indiana.....10-23-99
- 2. 56 at Maryland.....10-18-14
- 3. 55 vs. Ball State.....9-6-14
- 55 vs. Florida.....1-1-06
- 5. 50 at Penn State.....10-27-18
- 6. 51 vs. Minnesota.....11-20-99
- 7. 48 vs. Pittsburgh.....9-17-11
- 8. 47 vs. Michigan State.....11-12-11
- 9. 46 vs. Michigan State.....10-5-13
- 46 vs. Purdue.....11-6-04

MOST PASSES COMPLETED

- 1. 36 vs. Indiana.....9-30-99
- 2. 35 vs. Ball State.....9-6-14
- 3. 32 at Maryland.....10-18-14
- 32 vs. Florida.....1-1-06
- 5. 31 vs. Northern Iowa.....8-30-14
- 31 vs. Pittsburgh.....9-17-11
- 7. 30 vs. Indiana.....9-30-00
- 8. 29 vs. Ohio State.....10-30-99
- 9. 28 vs. Minnesota.....11-20-99

FEWEST PASSES ATT., OPPONENT

- 1. 9 by Georgia Tech.....1-5-10
- 2. 10 by Northwestern.....10-27-12
- 3. 13 by Nebraska.....9-23-00
- 13 by Iowa State.....9-11-99
- 5. 14 by Wisconsin.....11-22-14
- 14 by Minnesota.....11-8-14
- 14 by Northwestern.....10-26-13
- 14 by Nebraska.....11-23-12
- 9. 15 by Nebraska.....9-4-99
- 10. 16 by Maryland.....10-20-18
- 16 by Northern Illinois.....9-1-12
- 16 by Wisconsin.....11-13-99

FEWEST PASSES COMP., OPPONENT

- 1. 2 by Georgia Tech.....1-5-10
- 2. 6 by Maryland.....10-20-18
- 6 by Northern Illinois.....9-1-12
- 6 by Iowa State.....9-11-99
- 5. 7 by LSU.....1-1-14
- 7 by Indiana.....10-11-14
- 7 by Northwestern.....10-27-12
- 7 by Syracuse.....9-8-07
- 7 by Buffalo.....9-6-03
- 10. 8 by Nebraska.....11-23-12
- 8 by Ball State.....9-26-10
- 12. 9 by Minnesota.....10-28-17
- 9 by Northwestern.....11-1-14
- 9 by Maine.....8-30-08
- 9 by Penn State.....11-13-04
- 9 by Minnesota.....10-23-04

MOST PASSING YARDS

- 1. 426 vs. Indiana.....10-23-99
- 2. 399 vs. Pittsburgh.....9-17-11
- 3. 380 vs. Indiana.....9-30-00
- 4. 377 vs. Minnesota.....11-19-05
- 5. 364 at Minnesota.....11-18-06
- 6. 357 vs. Purdue.....10-8-05

FEWEST PASSING YARDS ALLOWED

- 1. 12 vs. Georgia Tech.....1-5-10
- 2. **47 vs. Rutgers.....9-7-19**
- 47 vs. Maryland.....10-20-18
- 4. 54 vs. Northern Illinois.....9-1-12
- 5. 56 vs. Ball State.....9-26-10
- 6. 58 vs. Buffalo.....9-6-03
- 7. 63 vs. Nebraska.....11-23-12
- 8. 72 at Purdue.....9-27-14
- 9. 73 vs. Minnesota.....11-20-04
- 10. 74 vs. Maryland.....10-31-15
- 11. 75 vs. Northwestern.....11-1-14
- 12. 79 vs. Syracuse.....9-8-07
- 13. 82 at Illinois.....11-17-18

MOST TOTAL OFFENSE

- 1. **644 vs. Middle Tennessee.....9-28-19**
- 2. 613 vs. Minnesota.....11-19-05
- 3. 602 vs. Northwestern.....11-10-01
- 4. 593 vs. Akron.....8-31-02
- 5. 587 at Illinois.....11-14-14
- 6. 562 vs. Ball State.....9-26-10
- 7. 552 vs. Indiana.....10-23-99
- 8. 546 at Minnesota.....11-18-06
- 9. 545 vs. Northern Iowa.....9-15-18

FEWEST TOTAL YARDS ALLOWED

- 1. 103 vs. Syracuse.....9-8-07
- 2. 110 vs. Kent State.....9-4-04
- 3. 112 vs. Ball State.....9-26-10
- 4. 115 vs. Maryland.....10-20-18
- 5. **125 vs. Rutgers.....9-7-19**
- 6. 134 at Minnesota.....11-22-08
- 7. 144 vs. Montana.....9-2-06
- 144 vs. Ball State.....9-3-05

PUNTING AVERAGE (MIN. OF 4)

- 1. 53.0 at Northwestern.....10-21-17
- 2. 51.5 vs. Western Michigan.....9-9-00
- 3. 51.0 vs. Arizona.....9-19-09
- 4. 50.2 vs. Penn State.....11-4-00
- 5. 50.0 vs. Wisconsin.....11-13-99
- 6. 49.2 vs. LSU.....1-1-05
- 7. 49.0 vs. Miami (Ohio).....9-7-02

MOST TIME OF POSSESSION

- 1. 41:53 vs. Kent State.....9-4-04
- 2. 40:55 vs. Maryland.....10-20-18
- 3. 40:45 vs. North Texas.....9-16-17
- 4. 38:42 vs. Northern Illinois.....9-1-12
- 5. 38:27 vs. Michigan.....10-26-02
- 6. 38:18 vs. Missouri State.....9-7-13
- 7. 38:07 at Indiana.....10-11-08
- 8. 38:03 at Iowa State.....9-14-13
- 9. 37:56 vs. Arizona.....9-19-09
- 10. **37:38 vs. Rutgers.....9-7-19**
- 11. 37:37 at Minnesota.....11-22-08
- 12. 37:36 vs. Nebraska.....11-28-14

Bold denotes 2019





IOWA FOOTBALL

#20/#19 IOWA HAWKEYES (1-0) VS. MIAMI REDHAWKS (0-1)

SATURDAY, AUG. 31, 2019 -- KINNICK STADIUM

	1	2	3	4	FINAL
MIAMI, OHIO	0	7	0	7	14
IOWA	3	7	14	14	38

ATTENDANCE: 69,250

TEMPERATURE: 70 DEGREES

TIME OF GAME: 3 HOURS, 5 MINUTES

UP NEXT: IOWA vs. RUTGERS | SEPT. 7 | 11 A.M. | FS1

IOWA NOTES

POSTGAME NOTES

Iowa (1-0) defeated Miami, Ohio (0-1), 38-14 on Saturday at Kinnick Stadium

INDIVIDUAL NOTES

QB Nate Stanley threw 3 touchdowns to raise his career total to 55, 1 behind Ricky Stanzi (56) for third all-time in program history. He has 15 career multi-touchdown games.

QB Nate Stanley had 252 yards passing, raising his career total to 5,603 and passing C.J. Beathard for eighth all-time in school history.

LG Landan Paulsen and RG Levi Paulsen became the first set of twin brothers to start for the Hawkeyes since SS Kent Ellis and CB Kevin Ellis in 1980. The last brothers to start in the same game for the Hawkeyes were James and LeShun Daniels. James was Iowa's starting center in the 2016 season opener against Miami (Ohio), and LeShun was Iowa's starting running back.

K Keith Duncan scored 8 points (1 FG, 5 PAT). Duncan had not played in game since January 1, 2017 at the Outback Bowl.

WR Oliver Martin made his Hawkeye debut and caught a 9-yard touchdown. Martin had one receiving touchdown for Michigan in 2018.

MISCELLANEOUS

Iowa is 97-32-2 (.740) in season-opening games, including a 18-3 mark under coach Kirk Ferentz. The Hawkeyes have won six straight season openers and are 18-1 since 2001. Iowa has won nine straight nonconference games over the last two seasons.

Iowa opened the season under the lights at Kinnick Stadium for the first time in program history. Iowa has hosted 19 night games in Kinnick Stadium's history, holding a 13-6 record in those contests.

Miami won the toss and elected to defer. The Hawkeyes have played 254 games under head coach Kirk Ferentz. Iowa has opened the game on offense 190 times (117-73). The Hawkeyes have opened the game on defense 64 times (36-28).

Ten different Hawkeyes had at least one reception. Including career firsts from TE Sean Beyer, WR Oliver Martin (first as a Hawkeye), and RB Tyler Goodson.

Instant replay:

1) Miami player made the line to gain for a first down (reversed)

UP NEXT

The Hawkeyes host Rutgers on Sept. 7 at 11 a.m. (CT) at Kinnick Stadium.

SCORING SUMMARY

First Quarter

IA -- Keith Duncan, 21-yard field goal

Second Quarter

MU -- Jack Sorensen, 11-yard pass from Gabbert (Sloman kick)

IA -- Brandon Smith, 9-yard pass from Stanley (Duncan kick)

Third Quarter

IA -- Oliver Martin, 9-yard pass from Stanley (Duncan kick)

IA -- Mekhi Sargent, 2-yard rush (Duncan kick)

Fourth Quarter

MU -- Andrew Homer, 20-yard pass from Gabbert (Sloman kick)

IA -- Toren Young, 2-yard rush (Duncan kick)

IA -- Smith-Marsette, 6-yard pass from Stanley (Duncan kick)

TEAM STATS

MU	TEAM STATS	IOWA
11	First Downs	26
25-59	Rushes-Yards	41-213
189	Passing Yards	252
17-27-1	Com-Att-Int	21-30-0
52-245	Total Offense	71-465
7-42.9	Punts-Avg.	1-31
0-0	Fumbles-Lost	1-1
10-77	Penalties-Yards	5-32
24:03	Possession Time	35:57

INDIVIDUAL LEADERS

RUSHING:

MU: Johnson 6-22; Thomas 5-18; Bester 5-16

IOWA: Sargent 14-91; Young 9-48

PASSING:

MU: Gabbert 17-27-186, 2 TD, 1 INT

IOWA: Stanley 21-30-252, 3 TD, 0 INT

RECEIVING:

MU: Sorenson 5-44; Johnson 5-23; Mayock 3-65

IOWA: Sargent 4-65; Smith-Marsette 4-35-1; Beyer 3-30

TACKLES:

MU: Weatherford 10; McWood 10; Brown 7

IOWA: Colbert 8; Welch 8; Merriweather 5





IOWA FOOTBALL

#20/19 IOWA HAWKEYES (2-0, 1-0) VS. RUTGERS (1-1, 0-1)

SATURDAY, SEPT. 7, 2019 -- KINNICK STADIUM

	1	2	3	4	FINAL
RUTGERS	0	0	0	0	0
IOWA	7	13	7	3	30

ATTENDANCE: 61,808

TEMPERATURE: 72 DEGREES

TIME OF GAME: 3 HOURS, 6 MINUTES

UP NEXT: IOWA at IOWA STATE | SEPT. 13 | 3 P.M. | FS1

IOWA NOTES

INDIVIDUAL NOTES

QB Nate Stanley threw three touchdowns today (58, 7) to raise his career total to 58 and pass Ricky Stanzi (56) for third in program history. Only Chuck Long (74) and Drew Tate (61) have more career passing touchdowns than Stanley.

QB Nate Stanley has thrown at least one touchdown in seven straight games, the longest streak of his career. He threw three touchdowns today and has 16 career multi-touchdown games. He has 10 career games with at least three passing touchdowns. Only Chuck Long has more in program history (11).

QB Nate Stanley passed for 236 yards today, raising his career total to 5,839 and passing James Vandenberg (5,786) for seventh on Iowa's all-time list.

WR Ihmir Smith-Marsette recorded his first career 100-yard receiving game. He had a career-high 113 yards receiving, and tied career highs in receptions (4) and receiving touchdowns (2).

WR Tyrone Tracy scored his first career touchdown, a 7-yard reception from QB Nate Stanley.

RB Ivory Kelly-Martin tied a career-long with a 25-yard reception to set up Iowa's second touchdown.

PK Keith Duncan connected on a career-long 46-yard field goal in the second quarter.

LB Djimon Colbert recorded his first career interception (6-yard return). The turnover set up a 19-yard field goal before halftime.

DB Michael Ojemudia recorded an interception, his second of the season and fifth of his career.

MISCELLANEOUS

Iowa's defense allowed five first downs, tied for the lowest in the Ferentz era, and 125 yards total offense, the fourth lowest total in the Ferentz era.

Iowa allowed 41 yards passing, the second lowest in the Ferentz era (Georgia Tech, Jan. 5, 2010). The Hawkeyes registered eight quarterback hurries, four by DE A.J. Epenesa.

Iowa recorded its first shutout since blanking Illinois 63-0 on Nov. 17, 2018.

Rutgers gained zero total yards on nine offensive plays in the second quarter.

The Hawkeyes have scored in every quarter this season.

SCORING SUMMARY

First Quarter

IA -- Ihmir Smith-Marsette, 58-yard pass from Stanley (Duncan kick)

Second Quarter

IA -- Tyrone Tracy, 7-yard pass from Stanley (Duncan kick)

IA -- Keith Duncan, 46-yard field goal

IA -- Keith Duncan, 19-yard field goal

Third Quarter

IA -- Ihmir Smith-Marsette, 23-yard pass from Stanley (Duncan kick)

Fourth Quarter

IA -- Keith Duncan, 43-yard field goal

TEAM STATS

RU	TEAM STATS	IOWA
5	First Downs	23
23-84	Rushes-Yards	39-194
189	Passing Yards	244
9-26-2	Com-Att-Int	19-34-0
49-125	Total Offense	73-438
10-47.6	Punts-Avg.	6-48.3
1-1	Fumbles-Lost	0-0
7-61	Penalties-Yards	4-37
22:22	Possession Time	37:38

INDIVIDUAL LEADERS

RUSHING:

RU: Pacheco 10-42; Blackshear 6-30

IOWA: Sargent 13-59; Young 9-59; Goodson 10-53

PASSING:

RU: Carter 5-15-22, 0 TD, 1 INT

IOWA: Stanley 16-28-236, 3 TD, 0 INT

RECEIVING:

RU: Blackshear 4-(-1); Pacheco 3-25; Melton 1-17

IOWA: Smith-Marsette 4-113-2; Tracy 3-42; Ragaini 3-21

TACKLES:

RU: Fogg 7; Singleton 7; Young 4

IOWA: Welch 8; Colbert 5; Stone 4





IOWA FOOTBALL

#19/18 IOWA HAWKEYES (3-0) at IOWA STATE (1-1)

SATURDAY, SEPT. 14, 2019 -- JACK TRICE STADIUM

	1	2	3	4	FINAL
IOWA	3	3	3	9	18
IOWA STATE	7	0	7	3	17

ATTENDANCE: 61,500

TEMPERATURE: 72 DEGREES

TIME OF GAME: 5 HOURS, 54 MINUTES

UP NEXT: IOWA vs. MIDDLE TENNESSE STATE | SEPT. 28 | TIME TBA

IOWA NOTES

Iowa (3-0) defeated Iowa State (1-1), 18-17, on Saturday at Jack Trice Stadium.

It is the first time in 67 meetings the game was decided by a single point.

Iowa retains possession of the Cy-Hawk Trophy. Iowa is 14-3 in its last 17 rivalry trophy games (Iowa State, Minnesota, Nebraska, Wisconsin).

Iowa has won five straight in the series, its longest streak since winning 15 in a row from 1983-97. The Hawkeyes have won four straight in Ames. Iowa improved to 45-22 in the series.

Saturday's game is the second event in the 16th annual Iowa Corn Cy-Hawk series. Iowa leads the 2019-20 Iowa Corn Cy-Hawk Series, 5-0 with wins in soccer and football.

INDIVIDUAL NOTES

QB Nate Stanley totaled 222 yards of offense, raising his career total to 5,979, seventh most in school history. He passed James Vandenberg (5,853) and Matt Sherman (5,948) in today's game.

K Keith Duncan set a career high with four field goals (25, 40, 42, 39). His 39-yard field goal with 4:51 left in the fourth quarter proved to be the game winner. He is 8-8 on field goal attempts this season, and 4-4 on attempts 40 yards or longer.

P Michael Sleep-Dalton averaged 47.2 yards on five punts. He had punts of 50 and 51 yards.

WR Nico Ragaini led Iowa with a career-high five receptions.

DB D.J. Johnson led Iowa with a career-high nine tackles. He had seven solo stops, one tackle-for-loss, and two pass breakups.

FS Jack Koerner had a career-high eight tackles. LB Djimon Colbert and DB Geno Stone matched their career highs with eight tackles.

MISCELLANEOUS

Iowa held a 2-0 advantage in turnovers, including a fumble recovery in the fourth quarter to clinch the game. Iowa has not had a turnover against Iowa State since 2015.

Iowa has won 10 straight non-conference games since the 2017 season opener.

The game was delayed twice due to weather for a total of 2 hours and 55 minutes. The first delay lasted 49 minutes. The second delay lasted 2 hours and 6 minutes. . It is the second time Iowa has experienced an in-game weather delay (Iowa vs. Tennessee Tech, Sept. 3, 2011,

SCORING SUMMARY

First Quarter

IA -- Keith Duncan, 25-yard field goal

ISU -- Pettway, 51-yard pass from Jones (Assalley kick)

Second Quarter

IA -- Keith Duncan, 40-yard field goal

Third Quarter

ISU -- Milton, 73-yard pass from Purdy (Assalley kick)

IA -- Keith Duncan, 42-yard field goal

Fourth Quarter

IA -- Nate Stanley, 1-yard rush (2-point conversion failed)

ISU -- Assalley 26-yard field goal

IA -- Keith Duncan, 39-yard field goal

TEAM STATS

IOWA	TEAM STATS	IOWA STATE
18	First Downs	20
37-112	Rushes-Yards	19-91
201	Passing Yards	327
22-35-0	Com-Att-Int	25-35-0
72-313	Total Offense	54-418
5-47.2	Punts-Avg.	4-39.2
0-0	Fumbles-Lost	2-2
4-15	Penalties-Yards	5-21
34:58	Possession Time	25:02

INDIVIDUAL LEADERS

RUSHING:

ISU: Nwangwu 6-54; Purdy 9-34

IOWA: Sargent 13-58; Kelly-Martin 5-20;

PASSING:

ISU: Purdy 24-34-276, 1 TD, 0 INT

IOWA: Stanley 22-35-201, 0 TD, 0 INT

RECEIVING:

ISU: Milton 8-144; Pettway 5-83

IOWA: Ragaini 5-43; B. Smith 4-51; Smith-Marsette 3-46

TACKLES:

ISU: Eisworth 15; White 11; Johnson 8

IOWA: Johnson 9; Colbert 8; Koerner 8; Stone 8





IOWA FOOTBALL

#14 IOWA HAWKEYES (4-0) vs. MIDDLE TENNESSEE (1-3)

SATURDAY, SEPT. 28, 2019 -- KINNICK STADIUM

	1	2	3	4	FINAL
MIDDLE TENNESSEE	0	0	3	0	3
#14 IOWA	17	7	10	14	48

ATTENDANCE: 63,706

TEMPERATURE: 63 DEGREES

TIME OF GAME: 3 HOURS, 6 MINUTES

UP NEXT: IOWA at MICHIGAN | OCT. 5 | 11 AM (CT)

IOWA NOTES

Iowa had 644 yards of total offense, the most in the Ferentz era (previous best was 613 vs. Minnesota in 2005). Iowa's 351 rushing yards rank fourth in the Ferentz era.

INDIVIDUAL NOTES

QB Nate Stanley made his 30th consecutive start at quarterback. The only other players in school history with 30 or more consecutive starts at quarterback are Chuck Long (47), Matt Sherman (32), and Matt Rodgers (31). Stanley is 21-9 in 30 career starts.

QB Nate Stanley improved to 11-0 all-time against non-conference opponents (9-0 in the regular season, 2-0 in bowl games).

QB Nate Stanley totaled 275 yards of offense, raising his career total to 6,244, sixth most in school history. He passed C.J. Beathard (5,991) in today's game.

QB Nate Stanley threw two touchdown passes, raising his career total to 60. He has 17 career multi-touchdown games. He is one of three players in school history to throw 60 or more touchdowns (Drew Tate, 61; Chuck Long, 74).

K Keith Duncan kicked a career-long 49-yard field goal on Iowa's second possession. He connected on a 42-yard attempt in the third quarter. He is 6-6 on attempts 40 yards or longer this season. His miss from 39 yards was his first miss of the season. He is 10-11 on field goal attempts this season.

DE Daviyon Nixon had a career-high seven tackles and 2.5 tackles-for-loss (14 yards). He registered his first career sack (8 yards).

RB Toren Young rush for a career-high 131 yards. It is his first career 100-yard rushing game.

WR Tyrone Tracy had a career-high 85 yards receiving.

TE Shaun Beyer's 27-yard reception is a career-long.

WR Brandon Smith set career highs in receptions (6), receiving yards (71), and receiving touchdowns (2).

RB Tyler Goodson rushed for a career-high 97 yards on a career-high 12 attempts.

Three Hawkeyes scored their first career rushing touchdowns: FB Brady Ross (1), WR Ihmir Smith-Marsette (14), and QB Spencer Petras (1).

SCORING SUMMARY

First Quarter

IA -- Mekhi Sargent, 4-yard rush (Duncan kick)
 IA -- Keith Duncan, 49-yard field goal
 IA -- Brandon Smith, 18-yard pass from Stanley (Duncan kick)

Second Quarter

IA -- Brady Ross, 1-yard rush (Duncan kick)

Third Quarter

IA -- Keith Duncan, 42-yard field goal
 MT -- Crews Holt, 43-yard field goal
 IA -- Ihmir Smith-Marsette, 14-yard rush (Duncan kick)

Fourth Quarter

IA -- Brandon Smith, 10-yard pass from Stanley (Duncan kick)
 IA -- Spencer Petras, 1-yard rush (Duncan kick)

TEAM STATS

MIDDLE TENNESSEE	TEAM STATS	IOWA
12	First Downs	30
24-80	Rushes-Yards	51-351
136	Passing Yards	293
17-27-0	Com-Att-Int	20-29-0
51-216	Total Offense	80-644
8-41.9	Punts-Avg.	1-34
0-0	Fumbles-Lost	0-0
8-72	Penalties-Yards	3-20
24:03	Possession Time	35:57

INDIVIDUAL LEADERS

RUSHING:

MT: O'Hara 10-33; McDonald 6-22
 IOWA: Young 11-131; Goodson 12-97; Sargent 14-91

PASSING:

MT: O'Hara 15-22-110, 0 TD, 0 INT
 IOWA: Stanley 17-25-276, 2 TD, 0 INT

RECEIVING:

MT: Pierce 6-43; Lee 2-16
 IOWA: Smith 6-71; Smith-Marsette 4-60; Tracy 3-85

TACKLES:

MT: Moffatt 12; Blankenship 8; Brooks 7
 IOWA: Welch 9; Ojemudia 7; Nixon 7





IOWA FOOTBALL

#14 IOWA HAWKEYES (4-1, 1-1) at #19 MICHIGAN (4-1, 2-1)

SATURDAY, OCT. 5, 2019 -- MICHIGAN STADIUM

	1	2	3	4	FINAL
#14 IOWA	0	3	0	0	3
#19 MICHIGAN	10	0	0	0	10

ATTENDANCE: 111,519

TEMPERATURE: 55 DEGREES

TIME OF GAME: 3 HOURS, 25 MINUTES

UP NEXT: IOWA vs. PENN STATE | OCT. 12 | 6:30 PM (CT)

IOWA NOTES

INDIVIDUAL NOTES

QB Nate Stanley passed for 260 yards, raising his career total to 6,576. He passed Matt Sherman (6,399) in today's game for sixth all-time in program history.

DB Geno Stone's interception in the second quarter was his first of the season and sixth of his career. He tied for the team lead with four interceptions in 2018.

WR Ihmir Smith-Marsette's 37-yard kickoff return was a season-long.

DE Chauncey Golston tied for the team-lead with a career-high eight tackles. LB Kristian Welch also had eight tackles. Welch has led or shared the team lead in tackles in four-of-five games this season.

WR Nico Ragaini led Iowa with a career-high six catches. His 46 yards receiving are also a career best.

RB Tyler Goodson set career highs in receptions (6) and receiving yards (62). His 62 receiving yards led the team.

On his fourth pass attempt, QB Nate Stanley threw his first interception of the season, ending his streak of 139 attempts without an interception. Stanley threw three interceptions, a career-high, and the most by a Hawkeye quarterback since C.J. Beathard threw three interceptions against Florida at the 2017 Outback Bowl.

MISCELLANEOUS

The 10 points allowed by Iowa are the fewest points allowed in a loss since falling to Iowa State, 9-6, on Sept. 8, 2012. Iowa came into the game 61-1 when holding opponents to 10 points or fewer under Kirk Ferentz.

RB Mekhi Sargent's fumble on Iowa's first play from scrimmage was the first fumble lost by a Hawkeye tailback (Goodson, Kelly-Martin, Sargent, Young) in 186 carries (at Northwestern, Nov. 10, 2018).

Michigan's 2-yard touchdown rush in the second quarter was the first rushing touchdown allowed by Iowa this season.

The Hawkeyes were held scoreless in the first quarter. It was the first time this year Iowa was held scoreless in a quarter, and the first time in 19 quarters dating back to the first quarter of the 2019 Outback Bowl.

Iowa was held out of the endzone for the first time since the 2017 Outback Bowl (L, 30-3).

Today's attendance was 111,519, the second largest crowd ever for an Iowa football game. The top five attended games are all at Michigan.

SCORING SUMMARY

First Quarter

UM -- Jake Moody, 28-yard field goal

UM -- Zach Charbonnet, 2-yard rush (Nordin kick)

Second Quarter

IA -- Keith Duncan, 22-yard field goal

Third Quarter

Fourth Quarter

TEAM STATS

IOWA	TEAM STATS	MICHIGAN
18	First Downs	13
30-1	Rushes-Yards	33-120
260	Passing Yards	147
23-42-3	Com-Att-Int	14-26-1
72-261	Total Offense	59-267
7-38.3	Punts-Avg.	8-45.6
1-1	Fumbles-Lost	2-0
8-60	Penalties-Yards	4-35
33:57	Possession Time	26:03

INDIVIDUAL LEADERS

RUSHING:

IOWA: Young 8-49; Goodson 6-15

MICHIGAN: Charbonnet 13-42; Wilson 4-28

PASSING:

IOWA: Stanley 23-42-260, 0 TD, 3 INT

MICHIGAN: Patterson 14-26-147, 0 TD, 1 INT

RECEIVING:

IOWA: Ragaini 6-46; Goodson 5-62; Smith-Marsette 4-60

MICHIGAN: Peoples-Jones 4-26; Collins 3-63

TACKLES:

IOWA: Welch 8; Golston 8; Niemann 7

MICHIGAN: Hudson 11; Glasgow 9; Hill 6





IOWA FOOTBALL

#10 PENN STATE (6-0, 3-0) vs. #17 IOWA HAWKEYES (4-2, 1-2)

SATURDAY, OCT. 12, 2019 -- KINNICK STADIUM

	1	2	3	4	FINAL
#10 PENN STATE	0	7	3	7	17
#17 IOWA	3	3	0	6	12

ATTENDANCE: 69,034

TEMPERATURE: 54 DEGREES

TIME OF GAME: 3 HOURS, 26 MINUTES

UP NEXT: IOWA vs. PURDUE | OCT. 19 | 11 A.M. (CT)

IOWA NOTES

INDIVIDUAL NOTES

FS Jack Koerner had a game and career-high 13 tackles, the most by a Hawkeyes since LB Josey Jewell had 13 against Purdue in 2017. Four more Hawkeyes set career highs in tackles: DL Cedrick Lattimore (7), DL Brady Reiff (6), LB Dillon Doyle (5), and DL Austin Schulte (4). DE Chauncey Golston tied his career high with eight tackles.

QB Nate Stanley set season highs in completions (25), attempts (43), and passing yards (286).

Three Hawkeyes set career highs in receptions and receiving yards: Brandon Smith (7-86), Nico Ragaini (7-55), and Nate Wieting (4-54). WR Ihmir Smith-Marette set a career high in receptions (5).

QB Nate Stanley threw one touchdown pass, raising his career total to 61 and tying Drew Tate for second all-time in program history. He trails Chuck Long (74) on the all-time list.

QB Nate Stanley passed for 286 yards, raising his career total to 6,862. He passed Matt Rodgers (6,725) for fifth in school history. Stanley totaled 281 yards of offense tonight, raising his career total to 6,720 yards of total offense, fifth all-time. He passed Chuck Hartlieb tonight on Iowa's all-time list.

RB Tyler Goodson's 29-yard rush in the second quarter was a career long.

RG Mark Kallenberger made his first career start.

MISCELLANEOUS

The last three games in the series have been decided by one possession.

Iowa scored three points in the first quarter. It is the first time this season Penn State allowed points in the first quarter.

Penn State won the toss and deferred. The Hawkeyes have played 259 games under head coach Kirk Ferentz. Iowa has opened the game on offense 194 times (120-74). The Hawkeyes have opened the game on defense 65 times (36-29).

Instant replay:

- 1) Penn State touchdown (confirmed)
- 2) Penn State touchdown (reversed)
- 3) Nate Stanley incomplete pass (confirmed)
- 4) Penn State targeting (reversed)
- 5) Iowa touchdown (confirmed)

UP NEXT

The Hawkeyes host Purdue on Oct. 19 at Kinnick Stadium. Kickoff is at 11 a.m. (CT). The game is televised on ESPN2.

SCORING SUMMARY

First Quarter

IA -- Keith Duncan, 47-yard field goal

Second Quarter

PSU -- KJ Hamler, 22-yard pass from Clifford (Pinegar kick)

IA -- Keith Duncan, 24-yard field goal

Third Quarter

PSU -- Jake Pinegar, 33-yard field goal

Fourth Quarter

PSU -- Noah Cain, 5-yard touchdown rush (Pinegar kick)

IA -- B. Smith, 33-yard pass from Stanley (2-pt conversion failed)

TEAM STATS

PENN STATE	TEAM STATS	IOWA
20	First Downs	21
53-177	Rushes-Yards	30-70
117	Passing Yards	286
12-24-0	Com-Att-Int	25-43-1
77-294	Total Offense	73-356
7-42.1	Punts-Avg.	5-35.0
0-0	Fumbles-Lost	3-1
8-80	Penalties-Yards	1-5
32:52	Possession Time	27:08

INDIVIDUAL LEADERS

RUSHING:

PENN STATE: Cain 22-102; Clifford 16-52

IOWA: Goodson 8-35; Young 7-22

PASSING:

PENN STATE: Clifford 12-24-117, 1 TD, 0 INT

IOWA: Stanley 25-43-286, 1 TD, 1 INT

RECEIVING:

PENN STATE: Hamler 7-61; Freiermuth 2-25

IOWA: Smith 7-86; Ragaini 7-55; Smith-Marsette 5-72

TACKLES:

PENN STATE: Reid 7; Wade 7; Mustipher 7

IOWA: Koerner 13; Welch 8; Golston 8





IOWA FOOTBALL

2019 Numerical Roster

No.	Name	Pos.	No.	Name	Pos.	No.	Name	Pos.
1	* Wes Dvorak	DB	22	Michael Sleep-Dalton	P	59	Nathan Nelson	DE
1	Nolan Donald	WR	23	Shadrick Byrd	RB	60	Noah Fenske	OL
2	Peyton Mansell	QB	26	* Kaevon Merriweather ^	DB	61	** Cole Banwart	OL
2	Ryan Gersonde	P	27	Jermari Harris	DB	63	Justin Britt	OL
3	Tyrone Tracy, Jr.	WR	28	** Toren Young	RB	64	Kyler Schott	OL
3	* Keith Duncan	PK	28	* Jack Koerner	DB	65	Tyler Linderbaum	OL
4	** Nate Stanley ^	QB	29	Sebastian Castro	DB	66	*** Levi Paulsen	OL
4	Dane Belton	DB	29	Jackson Ritter	WR	66	Dalles Jacobus	DL
5	Jestin Jacobs	LB	30	Quinn Schulte	DB	68	* Landan Paulsen	OL
5	Oliver Martin	WR	31	Jack Campbell	LB	69	Tyler Endres	OL
6	** Ihmir Smith-Marsette ^	WR	32	* Djimon Colbert	LB	70	Kyle Sorensen	OL
7	** Colten Rastetter	P	33	* Riley Moss ^	DB	71	* Mark Kallenberger	OL
7	Spencer Petras	QB	34	*** Kristian Welch ^	LB	72	Coy Kirkpatrick	OL
8	** Matt Hankins ^	DB	35	* Barrington Wade	LB	73	Cody Ince	OL
8	Alex Padilla	QB	36	*** Brady Ross	FB	74	** Tristan Wirfs ^	OL
9	** Geno Stone ^	DB	37	Kyler Fisher	DB	74	Austin Schulte	DL
9	Jack Combs	WR	38	Monte Pottebaum	FB	75	Jeff Jenkins	OL
10	* Mekhi Sargent	RB	39	*** Nate Wieting	TE	76	Ezra Miller	OL
10	Caleb Shudak	PK	40	Turner Pallissard	FB	77	** Alaric Jackson	OL
11	*** Michael Ojemudia	DB	41	Colton Dinsdale	LB	79	Jack Plumb	OL
11	Connor Kapisak	QB	41	Johnny Plewa	FB	80	Josiah Miamen	TE
12	* Brandon Smith ^	WR	42	** Shaun Beyer	TE	81	Desmond Hutson	WR
12	D.J. Johnson	DB	43	Dillon Doyle	LB	82	Calvin Lockett	WR
13	* Henry Marchese	DB	44	Seth Benson ^	LB	83	Alec Kritta	WR
13	Joe Evans	DE	45	* Joe Ludwig	FB	84	Sam LaPorta	TE
14	Daraun McKinney	DB	46	Logan Klemp	LB	84	Austin Spiewak	LS
15	Dallas Craddieth	DB	47	Nick Anderson	LB	85	Logan Lee	DE/TE
15	Tyler Goodson	RB	48	Bryce Schulte	TE	85	* Nate Vejvoda	LS
16	Terry Roberts	DB	49	** Nick Niemann	LB	86	Tommy Kujawa	TE
16	Charlie Jones	WR	50	* Jackson Subbert	LS	88	Jackson Frericks	TE
17	*** Devonte Young ^	DB	50	Louie Stec	DT	89	Nico Ragaini	WR
17	Ryan Schmidt	QB	52	*** Amani Jones ^	LB	90	Taajhir McCall	DL
18	* Drew Cook	TE	53	Spencer Daufeldt	DL	91	** Brady Reiff	DL
18	* John Milani	DB	54	Daviyon Nixon	DT	92	John Waggoner	DL
19	* Max Cooper ^	WR	54	Matt Fagan	OL	93	Jake Karchinski	DL
19	Mike Timm	LB	55	Luke Empen	OL	94	** A.J. Epenesa ^	DE
20	* Julius Brents ^	DB	55	Yahweh Jeudy	LB	95	*** Cedrick Lattimore ^	DL
20	Keontae Lockett	RB	56	Nick DeJong	OL	96	Lucas Amaya	K
21	** Ivory Kelly-Martin ^	RB	57	* Chauncey Golston	DL	97	Zach VanValkenburg	DL
21	Thomas Hartlieb	DB	57	Clayton Thurm	OL	98	Chris Reames	DL
22	Samson Evans	RB	58	Taylor Fox	DL	99	Noah Shannon	DL

* - - indicates letters won

^ - - redshirt year still available



IOWA FOOTBALL

32 Bowl Games

11 Big Ten Championships

27 Consensus All-Americans

14 CFB Hall of Fame Inductees

Offense

Pos.No.	Name	Ht.	Wt.	Yr.	Hometown (Previous School)
WR..... 12	* Brandon Smith ^	6-2	218	Jr.	Lake Cormorant, Miss. (Lake Cormorant)
3	Tyrone Tracy, Jr.	5-11	200	#Fr.	Camby, Ind. (Decatur Central)
TE..... 39	*** Nate Wieting	6-4	250	Sr.	Rockford, Ill. (Lutheran)
42	** Shaun Beyer	6-5	244	Jr.	Shellsburg, Iowa (Cedar Rapids Kennedy)
LT 77	** Alaric Jackson	6-6	320	Jr.	Detroit, Mich. (Renaissance)
79	Jack Plumb	6-7	272	#Fr.	Green Bay, Wis. (Bay Port)
LG 68	* Landan Paulsen	6-5	305	Sr.	Moville, Iowa (Woodbury Central)
73	Cody Ince	6-4	287	#Fr.	Balsam Lake, Wis. (Unity)
C 65	Tyler Linderbaum	6-3	286	#Fr.	Solon, Iowa (Solon)
75	Jeff Jenkins	6-3	266	#Fr.	Crystal Lake, Ill. (Prairie Ridge)
RG 71	* Mark Kallenberger	6-5	291	So.	Bettendorf, Iowa (Bettendorf)
63	Justin Britt ^	6-5	290	Fr.	Indianapolis, Ind. (Warren Central)
RT..... 74	** Tristan Wirfs ^	6-5	322	Jr.	Mount Vernon, Iowa (Mount Vernon)
66	*** Levi Paulsen	6-5	305	Sr.	Moville, Iowa (Woodbury Central)
WR..... 6	** Ihmir Smith-Marsette ^	6-1	183	Jr.	Newark, N.J. (Weequahic)
89	Nico Ragaini	6-0	192	#Fr.	East Haven, Conn. (Avon Old Farms Prep)
QB..... 4	** Nate Stanley ^	6-4	243	Sr.	Menomonie, Wis. (Menomonie)
7	Spencer Petras	6-5	230	#Fr.	San Rafael, Calif. (Marin Catholic)
RB 10	* Mekhi Sargent	5-9	212	Jr.	Key West, Fla. (Key West/Iowa Western)
28	** Toren Young	5-11	223	Jr.	Madison, Wis. (Monona Grove)
15	Tyler Goodson ^	5-10	190	Fr.	Suwanee, Ga. (North Gwinnett)
FB..... 36	*** Brady Ross	6-0	246	Sr.	Humboldt, Iowa (Humboldt)
40	Turner Pallissard	6-0	242	#Fr.	Frankfort, Ill. (Lincoln-Way East)
PK 10	Caleb Shudak	5-8	180	Jr.	Council Bluffs, Iowa (Lewis Central)
OR 3	* Keith Duncan	5-10	180	Jr.	Weddington, N.C. (Weddington)

Defense

Pos.No.	Name	Ht.	Wt.	Yr.	Hometown (Previous School)
LE 57	* Chauncey Golston	6-5	270	Jr.	Detroit, Mich. (East English Village)
92	John Waggoner	6-5	270	#Fr.	Des Moines, Iowa (Dowling)
LT 95	*** Cedrick Lattimore ^	6-3	295	Sr.	Redford, Mich. (East English Village)
54	Daviyon Nixon	6-3	309	So.	Kenosha, Wis. (Indian Trail/Iowa Western)
RT..... 91	** Brady Reiff	6-3	277	Sr.	Parkston, S.D. (Parkston)
74	Austin Schulte	6-4	287	Jr.	Pella, Iowa (Pella)
99	Noah Shannon	6-0	294	#Fr.	Aurora, Ill. (Oswego)
RE 94	** A.J. Epenesa ^	6-6	280	Jr.	Glen Carbon, Ill. (Edwardsville)
97	Zach VanValkenburg	6-4	270	Jr.	Zeeland, Mich. (Zeeland West)
52	*** Amani Jones ^	5-11	244	Sr.	Chicago, Ill. (Phillips)
Leo/Cash.... 49	** Nick Niemann	6-4	235	Jr.	Sycamore, Ill. (Sycamore)
35	* Barrington Wade	6-1	236	Jr.	Skokie, Ill. (Niles North)
MLB 34	*** Kristian Welch ^	6-3	239	Sr.	Iola, Wis. (Iola-Scandinavia)
43	Dillon Doyle	6-3	235	#Fr.	Iowa City, Iowa (West)
WLB 32	* Djimon Colbert	6-1	235	So.	Shawnee Mission, Kan. (Bishop Miege)
44	Seth Benson	6-0	227	#Fr.	Sioux Falls, S.D. (Washington)
LC..... 8	** Matt Hankins ^	6-0	185	Jr.	Lewisville, Tex. (Marcus)
12	D.J. Johnson	5-11	183	#Fr.	Indianapolis, Ind. (North Central)
SS..... 9	** Geno Stone ^	5-10	210	Jr.	New Castle, Pa. (Senior)
1	* Wes Dvorak	6-0	200	Sr.	Parkston, SD (Parkston/Morningside)
FS..... 28	* Jack Koerner	6-0	204	So.	Des Moines, Iowa (Dowling)
26	* Kaevon Merriweather ^	6-0	210	So.	Belleville, Mich. (Belleville)
RC 11	*** Michael Ojemudia	6-1	200	Sr.	Farmington Hills, Mich. (Harrison)
16	Terry Roberts	5-10	176	#Fr.	Erie, Pa. (Cathedral Prep)
PT..... 22	Michael Sleep-Dalton	6-0	212	Sr.	Geelong, Australia (St. Joseph's College/ASU)
7	** Colten Rastetter	6-1	213	Sr.	Guttenberg, Iowa (Clayton Ridge)

Punt Returns: 89 Nico Ragaini
6 Ihmir Smith-Marsette

Kickoff Returns: 6 Ihmir Smith-Marsette
17 Devonte Young

Deep Snaps: 50 Jackson Subbert
85 Nate Vejvoda

Holder: 7 Colten Rastetter

* -- Letters won ^ -- Redshirt year still available

-- Indicates redshirt freshman

