



IOWA HAWKEYES

13-18 Overall, 4-14 Big Ten

3 FINAL FOURS | 8 BIG TEN CHAMPIONSHIPS | 2 BIG TEN TOURNAMENT TITLES | 25 NCAA TOURNAMENTS

ILLINOIS (14-17, 4-14) vs. IOWA (13-18, 4-14)

Feb. 28, 2018 // New York, New York // Madison Square Garden // 4:30 p.m. CT

ILLINOIS FIGHTING ILLINI

Pos.	No.	Name	Ht.	Wt.	Yr.	Hometown	Statistical Summary
G	1	Trent Frazier	6-1	170	Fr.	Wellington, Fla.	12.5 ppg, 1.7 rpg, 3.0 apg
G	3	Te'Jon Lucas	6-1	180	So.	Milwaukee, Wis.	5.5 ppg, 2.3 rpg, 3.1 apg
G	24	Mark Alstork	6-5	190	Sr.	Dayton, Ohio	6.0 ppg, 3.5 rpg, 1.8 apg
F	2	Kipper Nichols	6-6	225	RS-So.	Cleveland, Ohio	9.3 ppg, 4.2 rpg, 0.8 spg
F	12	Leron Black	6-7	230	RS-Jr.	Memphis, Tenn.	15.7 ppg, 5.3 rpg, 0.9 bpg

Head Coach: Brad Underwood (Kansas State, 1986); First Season at Illinois (14-17); Fifth Season Overall (123-44)

IOWA HAWKEYES

Pos.	No.	Name	Ht.	Wt.	Yr.	Hometown	Statistical Summary
G	3	Jordan Bohannon	6-0	190	So.	Marion, Iowa	13.2 ppg, 2.3 rpg, 5.35 apg
G	4	Isaiah Moss	6-5	205	RS-So.	Chicago, Ill.	11.3 ppg, 2.2 rpg, 1.8 apg
F	2	Jack Nunge	6-7	195	Fr.	Newburgh, Ind.	5.9 ppg, 2.9 rpg, 0.8 bpg
F	5	Tyler Cook	6-9	255	So.	St. Louis, Mo.	15.3 ppg, 6.9 rpg, 1.8 apg
C	55	Luka Garza	6-11	235	Fr.	Washington, D.C.	11.8 ppg, 6.3 rpg, 1.0 bpg

Head Coach: Fran McCaffery (Penn, 1979); Eighth Season at Iowa (150-119); 21st Season Overall (401-296)

BIG TEN TOURNAMENT STORYLINES

- Jordan Bohannon (media) and Tyler Cook (media and coaches) were named honorable mention all-Big Ten.
- The Hawkeyes registered their third largest comeback in school history, and second largest on the road, when they rallied from a 20-point deficit at Illinois on Jan. 11.
- Jordan Bohannon shares Iowa's consecutive free throws made record with Chris Street (1993) at 34 straight. Bohannon had an opportunity to break the record in the regular season finale vs. Northwestern but chose to miss, saying after the game, "it's not my record to have."
- Sophomore Tyler Cook has recorded double-doubles in six of Iowa's last 13 games.
- Nine of Iowa's 13 victories came at home inside Carver-Hawkeye Arena, with three coming on neutral courts, and one on the road (Illinois).
- Jordan Bohannon is the only player in the country over the past 25 seasons to record 150+ assists and 80+ 3-pointers as a freshman and sophomore.
- Iowa is 12-1 this season when leading with five minutes remaining in the second half. The lone setback came to No. 4 Michigan State on Feb. 6 in Iowa City.
- Isaiah Moss scored 19 points in the final 1:36 at Minnesota on Feb. 21.
- Iowa's top four scorers are underclassmen, with all four averaging double figures.
- Iowa has scored 50 points or more in the second half in four of its last nine games, including pouring in 63 second-half points at Minnesota on Feb. 21.
- Over the previous 25 seasons, just five Big Ten freshmen have averaged 11 points, six rebounds, one assist, and one block per game. Luka Garza averages 11.8 points, 6.3 rebounds, 1.1 assists, and one block.
- Twelve of Iowa's 13 wins have come scoring 80 points or more. Iowa has scored 93 points or more in three Big Ten games (Illinois, Minnesota, and MSU) for the first time since 1994-95.
- Luka Garza, a two-time Big Ten Freshman of the Week honoree, has registered four, the most by a Hawkeye freshman since Aaron White's four in 2011-12.
- Tyler Cook has 57 dunks this season, including a season-best six in a win over Drake.
- Iowa has played only two games this year with a full roster (Drake and Southern Utah).
- Jordan Bohannon has six 10+ assists games in his career, matching Cal Wulfsberg for the most by a Hawkeye in program history. Bohannon's six career double-doubles -- all in points and assists -- are the most in program history.

2017-18 SCHEDULE/RESULTS

Date	Opponent (TV)	Time
Nov. 10	Chicago State	W, 95-62
Nov. 12	Alabama State ^	W, 92-58
Nov. 16	Grambling State	W, 85-74
Nov. 20	vs. Louisiana #	L, 71-80
Nov. 21	vs. South Dakota State #	L, 72-80
Nov. 22	vs. UAB #	W, 95-85
Nov. 28	at Virginia Tech %	L, 55-79
Dec. 2	Penn State	L, 73-77
Dec. 4	at Indiana	L, 64-77
Dec. 7	at Iowa State +	L, 78-84
Dec. 10	Southern	W, 91-60
Dec. 16	vs. Drake *	W, 94-60
Dec. 19	Southern Utah	W, 92-64
Dec. 22	vs. Colorado !	W, 80-73
Dec. 29	Northern Illinois	W, 98-75
Jan. 2	Michigan	L, 68-75
Jan. 4	Ohio State	L, 81-92
Jan. 7	at Maryland	L, 73-91
Jan. 11	at Illinois	W, 104-97 (OT)
Jan. 17	at Rutgers	L, 64-80
Jan. 20	#3/3 Purdue	L, 64-87
Jan. 23	Wisconsin	W, 85-67
Jan. 27	at Nebraska	L, 84-98
Jan. 30	Minnesota	W, 94-80
Feb. 3	at Penn State	L, 58-82
Feb. 6	#4/4 Michigan State	L, 93-96
Feb. 10	at #14/16 Ohio State	L, 64-82
Feb. 14	at #22/21 Michigan	L, 59-74
Feb. 17	Indiana	L, 82-84
Feb. 21	at Minnesota	L, 82-86
Feb. 25	Northwestern	W, 77-70
Feb. 28	vs. Illinois (BTN) \$	4:30 p.m.

all times listed are central

- ^ -- Cayman Islands Classic Preliminary Game
- # -- Cayman Islands Classic - Cayman Islands
- % -- Big Ten/ACC Challenge
- + -- Iowa Corn Cy-Hawk Series
- * -- The Hy-Vee Classic - Des Moines, Iowa
- ! -- Played in Sioux Falls, South Dakota
- \$ -- Big Ten Tournament - New York City

PRONUNCIATION GUIDE

Kirk Speraw.....	SPEAR-awe
Nicholas Baer.....	BAY-IR
Maishe Dailey.....	MAY-she
Luka Garza.....	LOU-kah
Ryan Kriener.....	KREEN-ir
Jack Nunge.....	NONE-gee (rhymes with bungee)
Cordell PemsL.....	PEM-sul
Dom Uhl.....	YULE

MULTIMEDIA GAME INFORMATION

TELEVISION

• BTN

Kevin Kugler (PxP)
Stephen Bardo (analyst)
Mike Hall (sideline)

MOBILE APPS/ONLINE

• BTN2GO

RADIO

• Hawkeye Radio Network • Sirius 134, XM 195

Gary Dolphin (PxP)
Bob Hansen (analyst)

LIVE STATISTICS

• StatBroadcast

hawkeyesports.com

INSIDE THE NUMBERS

	IOWA	ILL
Scoring Average	79.5	75.5
Scoring Defense	78.5	73.1
Scoring Margin	+1.0	+2.4
FG%	.479	.438
FG% Defense	.462	.469
FT%	.691	.732
3-PT FG%	.373	.329
3-PT FG% Defense	.378	.338
Rebound Margin	+4.6	+0.3
Assists Per Game	18.3	13.5
Turnovers Per Game	13.2	13.5
Steals Per Game	5.3	7.5
Blocks Per Game	4.2	2.1

MISCELLANEOUS STATS

Double-Figure Scoring Games...

Player	14-15	15-16	16-17	17-18	Career
Tyler Cook	---	---	19	23	42
Jordan Bohannon	---	---	17	20	37
Isaiah Moss	---	---	9	19	28
Cordell Pemsal	---	---	15	8	23
Nicholas Baer	---	5	10	5	20
Luka Garza	---	---	---	18	18
Dom Uhl	1	7	1	---	9
Brady Ellingson	---	1	6	1	8
Jack Nunge	---	---	---	7	7
Ahmad Wagner	---	1	4	1	6
Maishe Dailey	---	---	---	4	4
Ryan Kriener	---	---	2	1	3

20-Point Scoring Games...

Player	14-15	15-16	16-17	17-18	Career
Jordan Bohannon	---	---	5	7	12
Tyler Cook	---	---	2	9	11
Isaiah Moss	---	---	1	3	4
Luka Garza	---	---	---	3	3
Brady Ellingson	---	1	1	---	2

Double-Figure Rebounding Games...

Player	14-15	15-16	16-17	17-18	Career
Tyler Cook	---	---	3	7	10
Nicholas Baer	---	---	6	3	9
Luka Garza	---	---	---	5	5
Cordell Pemsal	---	---	2	1	3
Dom Uhl	---	1	1	---	2

Double-Doubles...

Player	14-15	15-16	16-17	17-18	Career
Tyler Cook	---	---	2	7	9
Jordan Bohannon	---	---	3	3	6
Nicholas Baer	---	---	3	1	4
Luka Garza	---	---	---	4	4
Dom Uhl	---	1	---	---	1
Cordell Pemsal	---	---	1	---	1

4+ Three-Pointer Games...

Player	14-15	15-16	16-17	17-18	Career
Jordan Bohannon	---	---	8	13	21
Isaiah Moss	---	---	2	5	7
Nicholas Baer	---	1	3	---	4
Brady Ellingson	---	---	2	---	2

5+ Assists Games...

Player	14-15	15-16	16-17	17-18	Career
Jordan Bohannon	---	---	20	20	40
Brady Ellingson	---	---	2	1	3
Nicholas Baer	---	---	2	1	3
Isaiah Moss	---	---	1	2	3
Cordell Pemsal	---	---	1	1	2
Tyler Cook	---	---	---	2	2
Ahmad Wagner	---	---	1	---	1
Dom Uhl	---	---	1	---	1
Maishe Dailey	---	---	---	1	1

3+ Steals Games...

Player	14-15	15-16	16-17	17-18	Career
Nicholas Baer	---	---	---	8	8
Jordan Bohannon	---	---	---	3	3
Cordell Pemsal	---	---	---	2	2
Jack Nunge	---	---	---	2	2
Tyler Cook	---	---	---	2	2
Isaiah Moss	---	---	---	2	2
Dom Uhl	---	---	1	---	1
Ahmad Wagner	---	---	1	---	1
Luka Garza	---	---	---	1	1

3+ Blocks Games...

Player	14-15	15-16	16-17	17-18	Career
Nicholas Baer	---	1	6	1	8
Luka Garza	---	---	---	4	4
Dom Uhl	---	1	1	---	2
Ryan Kriener	---	---	2	---	2
Jack Nunge	---	---	---	2	2
Ahmad Wagner	---	---	1	---	1
Cordell Pemsal	---	---	1	---	1

2017-18 MARGIN OF VICTORY/DEFEAT

Points	1	2	3	4	5	6	7	8	9	10+	15+	20+
Wins	0	0	0	0	0	1	2	0	0	3	1	6
Losses	0	1	1	2	0	1	1	1	1	4	3	3

THE SETTING

Iowa (13-18, 4-14) is the No. 12 seed at this week's Big Ten Tournament and will square-off against 13th-seeded Illinois (14-17, 4-14) on Wednesday. Tipoff is scheduled for 4:30 p.m. (CT) at Madison Square Garden in New York City.

Single-session tickets for the tournament are available for purchase, ranging from \$20 to \$135 depending on the session and seat location. Tickets will be available at the Madison Square Garden box office, MSG.com or ticketmaster.com.

ON THE AIR

Radio: Iowa games at the tournament are broadcast on the Hawkeye Radio Network, Sirius/XM, and Compass Media Networks. Gary Dolphin handles the play-by-play, along with color commentator Bob Hansen. The network includes more than 40 stations that blanket the state of Iowa and include portions of Illinois, Nebraska, Minnesota, Missouri and Wisconsin. The Hawkeye Radio Network coverage includes a 60-minute pregame show.

TV: Wednesday's game will be televised nationally on BTN (BTN2GO). Kevin Kugler, Stephen Bardo, and Mike Hall will call the action.

HAWKEYES BEAT NORTHWESTERN IN HOME FINALE

Four Hawkeyes netted double figures en route to a 77-70 win over Northwestern Sunday night in Iowa City. The win snapped Iowa's season-long six-game losing streak.

- Both teams shot the ball extremely well from 3-point range, making a combined 23 triples. Scottie Lindsey of Northwestern equaled a Carver-Hawkeye Arena record, making nine of his 11 attempts (.818), while Iowa's Jordan Bohannon drained a season-high seven treys, six of which came in the first half.
- Jordan Bohannon scored a team-best 25 points, followed by Luka Garza's 18-point effort, 14 points by Tyler Cook, and 12 by Isaiah Moss.
- Iowa improved to 6-2 in regular season finales under McCaffery. Furthermore, Sunday's win was McCaffery's 150th as head coach of the Hawkeyes.
- In addition to his 14 points, Cook grabbed a game-high 11 rebounds for his team-leading seven double-double. He also was credited with a career-high six assists.
- Jordan Bohannon made his first two free throw attempts to tie Chris Street's consecutive free throw record (34) before missing the potential record-breaking shot on purpose.
- The Hawkeyes owned the glass, outrebounding the Wildcats by 12 (41-29). Iowa scored 20 second-chance points after snagging 17 offensive rebounds.
- Iowa was 17-of-23 (.739) from the charity stripe, making 14 more free throws than the visitors from Northwestern.
- Scottie Lindsey was Northwestern's only player in double figures, leading all scorers with 32 points, bolstered by his 9-of-11 shooting from 3-point territory. Vic Law did not play due to injury and starting point guard Bryant McIntosh played only seven minutes.

2017-18 IOWA HAWKEYES ROSTER

No.	Name	Pos.	Ht.	Wt.	Yr.	Hometown (High School)
0	Ahmad Wagner	F	6-7	235	Jr.	Yellow Springs, Ohio (Wayne)
1	Maishe Dailey	G	6-7	195	So.	Beachwood, Ohio (Beachwood)
2	Jack Nunge	F	6-11	225	Fr.	Newburgh, Ind. (Castle)
3	Jordan Bohannon	G	6-0	180	So.	Marion, Iowa (Linn-Mar)
4	Isaiah Moss	G	6-5	205	So. [^]	Chicago, Ill. (Simeon)
5	Tyler Cook	F	6-9	255	So.	St. Louis, Mo. (Chaminade Prep)
11	Charlie Rose	G	6-4	190	Sr.	Elmhurst, Ill. (York Community)
13	Austin Ash	G	6-2	160	Fr.	Cedar Rapids, Iowa (Mount Vernon)
15	Ryan Kriener	F	6-9	250	So.	Spirit Lake, Iowa (Spirit Lake)
20	Riley Till	F	6-7	200	Fr. [^]	Dubuque, Iowa (Wahlert)
24	Brady Ellingson	G	6-4	196	Jr. [^]	Menomonee Falls, Wis. (Hamilton)
25	Dom Uhl	F	6-9	220	Sr.	Frankfurt, Germany (Point Pleasant Beach, NJ)
30	Connor McCaffery	G	6-5	200	Fr.	Iowa City, Iowa (West)
35	Cordell Pemsal	F	6-8	240	So.	Dubuque, Iowa (Wahlert)
51	Nicholas Baer	F	6-7	210	Jr. [^]	Bettendorf, Iowa (Bettendorf)
55	Luka Garza	F	6-11	235	Fr.	Washington, D.C. (Maret)

Head Coach: Fran McCaffery

Assistant Coaches: Kirk Speraw, Sherman Dillard, Andrew Francis



HEAD COACH FRAN McCAFFERY

Fran McCaffery, who is signed through the 2023 season, is in his eighth season as the head basketball coach at the University of Iowa and his 22nd year overall as a college head coach. McCaffery has reached the 20-win plateau eight of the last 11 seasons, including four of the last five years.

McCaffery spent five seasons (2005-10) as the head coach at Siena, six years at UNC-Greensboro (1999-2005) and three seasons at Lehigh (1985-88) before joining the Hawkeyes.

McCaffery has three decades of Division I coaching experience. He completed his 35th season as a collegiate coach in 2017, which includes 21 years as a head coach and 14 as an assistant. McCaffery is one of 12 coaches to lead four different Division I teams to the NCAA Tournament.

McCaffery, 57, holds a career mark of 401-296 (.575) and guided his teams to 11 postseason appearances (seven NCAA and four NIT). He is 150-119 (.558) at Iowa. McCaffery led Iowa to NCAA Tournament victories in two of the last three years (2015 and 2016), the first time Hawkeye teams have won tournament games in consecutive seasons since 1996-97.

Since taking over the Iowa program in 2010, the Hawkeyes have earned six postseason tournament berths (3 NCAA, 3 NIT). McCaffery coached Iowa to 25 victories in 2013, equaling the second-most win total in program history. McCaffery has guided five different Hawkeyes to all-conference honors, including four straight first team honorees. The last time Iowa had four consecutive first-team all-league honorees was 1945-48.

McCaffery has posted upper division finishes in each of the past five seasons at Iowa and 17 of 21 seasons as a head coach. He has posted 20 wins or more eight of the last 11 seasons, including four of the last five years at Iowa (2013, 2014, 2015, and 2016).

McCaffery and the Hawkeyes have made Carver-Hawkeye Arena one of the most feared arenas to play nationally. Fans have embraced McCaffery and his team's style of play with attendance increasing by more than 50 percent since 2010. The Hawkeyes boast a 73-17 (.811) home record the last five seasons, which includes a school-record 18 wins in 2014.

McCaffery's five years at Siena were the best in its 70-year history. He led the Saints on an incredible run that ended with three straight Metro Atlantic Athletic Conference championships and NCAA Tournament appearances. In so doing, Siena became the only program in the country to win its regular season and postseason title 2008-10.

McCaffery's Saints owned a 112-51 (.687) record in his five years with the program. He guided the Saints to four consecutive 20-win seasons.

The 2009 MAAC Coach of the Year and 2010 District I Coach of the Year is the third winningest coach, by percentage, in league history (.68-22, .756). He is the only coach to guide a MAAC program to two NCAA Tournament wins. McCaffery led his 2008 and 2009 teams to first round NCAA Tournament victories over Vanderbilt and Ohio State, respectively.

In his final two seasons at Siena, he coached the Saints to back-to-back 27-win campaigns and boasted a combined 39-3 (.929) record against MAAC opponents, which included MAAC Tournament contests.

McCaffery began his coaching career as an assistant at Penn (1982-83) and Lehigh (1983-85). After three seasons as head coach at Lehigh, he spent 11 seasons as an assistant at Notre Dame (1988-99).

McCaffery played basketball at Wake Forest his freshman year (1977-78) and then concluded his collegiate playing career at Penn his final three seasons (1979-82).

He earned his B.S. degree in Economics from The Wharton School (Penn) in 1982. McCaffery also earned a Master of Education from Lehigh in 1985.

COACHING HONORS

NABC District I Coach of the Year, 2009-10
MAAC Coach of the Year, 2008-09

HEAD COACHING EXPERIENCE

Lehigh (1985-88):49-39 (.557); 8-6 (.571) League
UNC-Greensboro (1999-05).....90-87 (.508); 49-47 (.510) League
Siena (2005-10)112-51 (.687); 68-22 (.756) League
Iowa (2010-present):.....150-119 (.558); 68-76 (.472) League



THE McCAFFERY FILE

Born: May 23, 1959
Hometown: Philadelphia, Pa.
High School: LaSalle, 1977
College: B.S. in Economics, The Wharton School (Penn), 1982
Master of Education, Lehigh, 1985
Family: Wife, Margaret
Sons, Connor, Patrick and Jonathan Francis
Daughter, Marit Katherine
Brother, Jack (sportswriter in Philadelphia area)

Coaching Honors

MAAC Coach of the Year, 2009
NABC District I Coach of the Year, 2009-10

Coaching History (36 years)

1982-83 Assistant Coach, Penn
1983-85 Assistant Coach, Lehigh
1985-88 Head Coach, Lehigh
1988-99 Assistant Coach, Notre Dame
1999-05 Head Coach, UNC-Greensboro
2005-10 Head Coach, Siena
2010-present Head Coach, University of Iowa

Coaching Chart

Overall (21 seasons): 401-296 (.575)
At Iowa (eight seasons): 150-119 (.558)
At Siena (five seasons): 112-51 (.688)
At UNCG (six seasons): 90-87 (.508)
At Lehigh (three seasons): 49-40 (.551)
NCAA Tournament (eight appearances*): 4-8
NIT (four appearances): 6-4

**McCaffery is the first coach to bring three different programs from one-bid leagues to the NCAA Tournament (conferences that sent just one team the year his program advanced).*

McCaffery in Postseason Play

1988 NCAA Tournament -- Lehigh
1989 NCAA Tournament -- Notre Dame
1990 NCAA Tournament -- Notre Dame
1992 NIT -- Notre Dame
1997 NIT -- Notre Dame
2001 NCAA Tournament -- UNC-Greensboro
2002 NIT -- UNC-Greensboro
2008 NCAA Tournament -- Siena
2009 NCAA Tournament -- Siena
2010 NCAA Tournament -- Siena
2012 NIT -- Iowa
2013 NIT -- Iowa
2014 NCAA Tournament -- Iowa
2015 NCAA Tournament -- Iowa
2016 NCAA Tournament -- Iowa
2017 NIT -- Iowa

Playing Experience

Wake Forest, 1977-78
Penn, 1979-82

Big Ten Standings/Schedule

Team	Big Ten	Pct.	Overall	Pct.
Michigan State	16-2	.889	28-3	.903
Ohio State	15-3	.833	24-7	.774
Purdue	15-3	.833	26-5	.839
Nebraska	13-5	.722	22-9	.710
Michigan	13-5	.722	24-7	.774
Indiana	9-9	.500	16-14	.533
Penn State	9-9	.500	19-12	.613
Maryland	8-10	.444	19-12	.613
Wisconsin	7-11	.389	14-17	.452
Northwestern	6-12	.333	15-16	.484
Minnesota	4-14	.167	15-16	.484
IOWA	4-14	.167	13-18	.419
Illinois	4-14	.167	14-17	.452
Rutgers	3-15	.167	13-18	.419

Wednesday, Feb. 28

Iowa vs. Illinois, 4:30 p.m.

Minnesota vs. Rutgers, 7 p.m.

Thursday, March 1

Wisconsin vs. Maryland, 11 a.m.

Michigan vs. Illinois/Iowa, 1:30 p.m.

Northwestern vs. Penn State, 5:30 p.m.

Indiana vs. Minnesota/Rutgers, 8 p.m.

All times are central

National Rankings

AP Poll

Feb. 26

1. Virginia
2. Michigan State
3. Xavier
4. Villanova
5. Duke
6. Kansas
7. Gonzaga
8. Purdue
9. North Carolina
10. Cincinnati
11. Wichita State
12. Texas Tech
13. Ohio State
14. Auburn
15. Michigan
16. Tennessee
17. Rhode Island
18. Clemson
19. Arizona
20. West Virginia
21. Nevada
22. St. Mary's
23. Kentucky
24. Middle Tennessee
25. Houston

USA Today Poll

Feb. 26

1. Virginia
2. Michigan State
3. Duke
4. Xavier
5. Villanova
6. Kansas
7. Gonzaga
8. Purdue
9. North Carolina
10. Cincinnati
11. Wichita State
12. Texas Tech
13. Michigan
14. Ohio State
15. Auburn
16. Tennessee
17. Rhode Island
18. Clemson
19. West Virginia
20. St. Mary's
21. Nevada
22. Arizona
23. Middle Tennessee
24. Creighton
25. Kentucky

2017-18 IOWA CAPTAINS

Iowa captains are senior Dom Uhl and junior Nicholas Baer.

ALL-TIME SERIES RECORDS

Illinois holds an 85-72 advantage in the series that began with a 46-36 Iowa win in 1908. The Hawkeyes snapped a three-game losing streak to the Fighting Illini with its 104-97 overtime win in Champaign, Illinois, earlier this season on Jan. 11, 2018.

Iowa and Illinois have faced off against the Fighting Illini twice in Big Ten tournaments. Iowa beat Illinois, 64-61, in Indianapolis in 2012, while the Illini edged the Hawkeyes, 68-66, in Indianapolis in 2016.

SCOUTING ILLINOIS

- Illinois is 14-17 overall, ending the regular season with a 75-62 win at Rutgers, its only road win of the season. Illinois has won two of its last four games. The Fighting Illini lost three overtime games in Big Ten play, including its only meeting with Iowa.
- While winning just one true road game and one neutral site contest (Missouri), Illinois posted a 12-6 home record
- Illinois prides its play on the defensive end, as the Illini led the Big Ten and rank eighth nationally in forced turnovers (16.9). Illinois is also 19th in turnover margin (3.4), 22nd in offensive rebounds per game (12.6), and 25th in total steals (232).
- Along with leading the Big Ten in forced turnovers, Illinois ranks second in turnover margin, steals per game, total steals, and offensive rebounds per game.
- Illinois has two players averaging in double figures, including Leron Black (15.7) and Trent Frazier (12.5), while two additional players average over nine points per game. Black also leads the Fighting Illini in rebounding (5.3) and field goal percentage (.552)
- Illinois reserves led the way in the win at Rutgers, scoring 37 of the 75 points. Michael Finke (19) and Aaron Jordan (15) sparked the Illini's offense. Illinois was credited with 12 steals against the Scarlet Knights.
- Illinois has two of the top free throw shooters in the Big Ten, including Kipper Nichols (second, 85.2%) and Leron Black (eighth, 80.9%). As a team Illinois is shooting 73.2 percent from the foul line.
- Illinois has the same number of assists and turnovers through 31 games (419).
- Brad Underwood is in his first season as head coach at Illinois. Underwood arrived at Illinois from Oklahoma State, where he led OSU to a 20-win season and 2017 NCAA Tournament appearance. Prior to his one year at Oklahoma State, he led Stephen F. Austin to Southland Conference regular season and tournament titles in each of his three seasons.

LAST MEETING

Iowa trailed by as many as 20 points and ultimately prevailed over Illinois, 104-97, in overtime at the State Farm Center in Champaign on Jan. 11.

- Iowa trailed 49-29 with 3:53 left in the first half. The Hawkeyes outscored the Illini in overtime, 14-7. The 20-point comeback is its third largest in school history and second largest on the road. Iowa had a 22-point comeback in 1987 at Illinois. The largest comeback is 23 points against Gardner-Webb coached by Chris Holtmann in 2012 in Iowa City.
- Iowa's 104 points are the most it has ever scored against Illinois in the 109-year series history. Iowa's 104 points are the most it has scored in a Big Ten game since 1995 against Northwestern (W, 116-77). Iowa topped 100 points in a Big Ten road game for the first time since beating Michigan State, 103-87, on March 3, 1998.
- All five Hawkeye starters netted double figures: Jordan Bohannon (29), Tyler Cook (21), Luka Garza (19), Isaiah Moss (12), and Nicholas Baer (10). Garza scored 17 of his 19 points in the second half and overtime periods.
- Two Hawkeyes posted double-doubles: Luka Garza (19 points and 11 rebounds) and Tyler Cook (21 points and 13 rebounds).
- Iowa made a season-high 33 free throws, making 22 more foul shots than the Illini. The Hawkeyes made their first 17 attempts of the contest.
- The Hawkeyes owned the glass, outrebounding the Illini by 19 (45-26).
- Four Illinois players scored in double figures: Trent Frazier (27), Aaron Jordan (18), Leron Black (18), and Kipper Nicholas (13). Frazier drained a 3-pointer at the end of regulation to send the game into overtime.
- Four Illinois players fouled out of the game: Leron Black, Da'Monte Williams, Mark Alstork, and Kipper Nichols. Te'Jon Lucas, who averages 5.5 points and 2.3 rebounds in 28 games this season, did not play in the game.

IOWA IN THE BIG TEN TOURNAMENT

This week is the first time the Big Ten Tournament will be played at Madison Square Garden in New York.

Iowa has posted a 15-18 record in Big Ten Tournament games. The Hawkeyes earned tournament titles in 2001 and 2006 and lost in the title game in 2002. Only Michigan State (28), Illinois (27), Ohio State (25), Wisconsin (23), and Michigan (18) have more wins and a higher winning percentage than the Hawkeyes. Michigan State has won five tournament titles, Ohio State has won four, Wisconsin has won three, while Illinois and Iowa have two tournament titles (Ohio State was forced to vacate its 2002 title).

Iowa has played 10 different teams in the event, having met each team except Nebraska, Rutgers, and Maryland at least once (Rutgers and Maryland played in their first Big Ten Tournament in 2015). Iowa (2001 as a No. 6 seed) and Michigan (2017 as a No. 8 seed) are the only teams to claim the tournament title by winning four games in four days.

Iowa has been eliminated by the tournament champion in four of the 18 tournaments it did not win, including Michigan in the 1998 quarterfinals, Michigan State in the 2000 quarterfinals and 2012 quarterfinals, and Ohio State in the 2002 title game.

The Hawkeyes, a seventh seed, lost to Indiana (95-73) in the first round of the tournament a year ago.

The following is Iowa's record vs. each team:

Illinois	1-1	Northwestern	2-1
Indiana.....	2-1	Ohio State.....	2-2
Maryland	0-0	Michigan.....	0-5
Michigan State.....	2-4	Nebraska.....	0-0
Minnesota	2-0	Penn State	1-1
Purdue.....	2-1	Rutgers	0-0
Wisconsin	1-2		

MAKING THE GRADE

Five Hawkeyes were named to the Fall Semester Dean's List: Nicholas Baer, Brady Ellingson, Connor McCaffery, Jack Nunge, and Charlie Rose. To be eligible for the Dean's List, students must receive a 3.5 or higher grade-point average (GPA) on at least 12 graded semester hours. It was the first time that each student-athlete earned Dean's List distinction.

HAWKEYE HOOPS HUDDLE

Prior to Iowa's game versus Illinois on Wednesday, there will be a Hawkeye Hoops Huddle at Playwright Irish Pub (27 W 35th Street, New York) from 3:30-5 p.m. (ET). Playwright Irish Pub is located approximately one half mile from Madison Square Garden.

As Iowa progresses through the tournament, additional huddles will be held at Playwright Irish Pub on Thursday and Friday, 11 a.m.-2:30 p.m. (ET) and Saturday, noon-1:30 p.m. (ET).

On Sunday, prior to the championship game, weather permitting, fans are encouraged to attend the Big Ten's official pep rally from 3-3:45 p.m. (ET) on Pedestrian Plaza (33rd between 7th & 8th Avenues). Each championship team's band, cheerleaders, and mascot will be participating in a brief program. Tipoff is scheduled for 4:30 p.m. (ET).

IOWA BY SEEDING

This marks the first time in tournament history that Iowa has been the No. 12 seed.

The following is Iowa's record in the event, by seeding:

Seed	Record	Seed	Record
#2.....	3-0	#7	3-2
#4.....	0-2	#8	1-2
#5.....	0-3	#9	3-3
#6.....	5-2	#10	0-2

BIG SECOND HALVES FOR THE HAWKEYES

Iowa has scored 50 or more second-half points seven times this season, including four of its last eight games (50 at Nebraska, 57 versus Minnesota, 51 versus No. 4 Michigan State, and 63 at Minnesota). The 63 second-half points at the Golden Gophers on Feb. 21 are the most by the Hawkeyes in a half of a Big Ten game since scoring 63 at Michigan on March 4, 1989.

The last time Iowa scored 63 or more points in the second half of a Big Ten game, *The Cosby Show* was the No. 1 rated television show, *Major League* and *Field of Dreams* were released in the movie theaters, gas was \$0.97/gallon, and minimum wage was \$3.80.

Other Iowa games this season netting 50 points or more include Louisiana (54), Southern (50), and Drake (50).

LAST THREE GAMES STATISTICS

#	Player	gp-gs	min	avg	Total		3-Point		F-Throw		Rebounds				pf	dq	a	to	blk	stl	pts	avg
					fg-fga	fg%	3fg-fga	3fg%	ft-fa	ft%	off	def	tot	avg								
55	Garza, Luka	3-3	81	27.0	19-32	.594	3-5	.600	10-13	.769	9	8	17	5.7	5	0	4	2	1	0	51	17.0
04	Moss, Isaiah	3-3	75	25.0	18-30	.600	7-13	.538	6-7	.857	2	3	5	1.7	3	0	1	2	0	0	49	16.3
05	Cook, Tyler	3-3	89	29.7	16-30	.533	0-0	.000	16-22	.727	11	18	29	9.7	10	0	12	12	1	4	48	16.0
03	Bohannon, Jordan	3-3	97	32.3	10-28	.357	9-25	.360	6-7	.857	0	12	12	4.0	5	0	18	5	0	4	35	11.7
15	Kriener, Ryan	3-0	30	10.0	8-16	.500	0-4	.000	1-4	.250	2	4	6	2.0	8	0	1	1	0	2	17	5.7
02	Nunge, Jack	3-2	47	15.7	5-14	.357	2-7	.286	2-3	.667	4	8	12	4.0	3	0	4	3	3	3	14	4.7
01	Dailey, Maishe	3-0	57	19.0	4-11	.364	2-9	.222	1-2	.500	0	3	3	1.0	5	0	7	5	0	1	11	3.7
51	Baer, Nicholas	3-0	61	20.3	3-8	.375	1-4	.250	0-0	.000	5	10	15	5.0	4	0	5	2	2	2	7	2.3
35	Pemsl, Cordell	3-0	30	10.0	2-6	.333	0-0	.000	3-4	.750	0	1	1	0.3	3	0	2	3	0	0	7	2.3
00	Wagner, Ahmad	3-0	19	6.3	1-1	1.000	0-0	.000	0-0	.000	4	2	6	2.0	4	0	1	0	0	1	2	0.7
11	Rose, Charlie	1-0	0	0.0	0-0	.000	0-0	.000	0-0	.000	0	0	0	0.0	0	0	0	0	0	0	0	0.0
25	Uhl, Dom	1-1	8	8.0	0-1	.000	0-1	.000	0-0	.000	0	2	2	2.0	0	0	0	1	2	0	0	0.0
24	Ellingson, Brady	1-0	6	6.0	0-0	.000	0-0	.000	0-0	.000	0	0	0	0.0	0	0	1	1	0	0	0	0.0
	Team										4	4	8				1					
	Total.....	3	600		86-177	.486	24-68	.353	45-62	.726	41	75	116	38.7	50	0	56	38	9	17	241	80.3
	Opponents.....	3	600		86-176	.489	36-74	.486	32-51	.627	25	59	84	28.0	53	2	56	30	9	19	240	80.0

IOWA IN BIG TEN STATISTICS

Category	All Games		Conf Only		NCAA	
	Stat	Rank	Stat	Rank	Stat	Rank
Assists	18.3	2nd	16.9	2nd	18.3	4th
Scoring Offense	79.5	3rd	76.1	3rd	79.5	61st
Rebound Margin	+4.6	4th	+2.4	3rd	+4.6	49th
Assist/TO Ratio	1.4	4th	1.3	5th	1.4	27th
Field Goal %	.479	5th	.470	4th	.479	41st
3-Pt. FG Per Game	7.6	5th	7.1	5th	7.6	178th
3-Pt. Field Goal %	.373	5th	.374	3rd	.373	75th
Blocked Shots	4.2	10th	3.6	9th	4.2	65th
Free Throw %	.691	10th	.707	9th	.691	260th
Steals	5.3	11th	4.8	11th	5.3	276th
Scoring Margin	+1.0	11th	-7.0	12th	+1.0	191st
Turnover Margin	-2.0	12th	-2.9	13th	-2.0	302nd
FG% Defense	.462	13th	.495	13th	.462	287th
3-PT FG Defense	.378	14th	.429	14th	.378	319th
Scoring Defense	78.5	14th	83.1	14th	78.5	314th

Category	Player	All Games		NCAA	
		Stat	Rank	Stat	Rank
FG%	Tyler Cook	.563	8th	.563	41st
	Luka Garza	.554	10th	---	---
Rebounding	Tyler Cook	6.9	T-11th	---	---
	Luka Garza	6.3	T-14th	---	---
Scoring	Tyler Cook	15.3	T-12th	---	---
	Jordan Bohannon	13.2	T-21st	---	---
Free Throw%	Jordan Bohannon	.890	2nd	---	---
Assists	Jordan Bohannon	5.35	2nd	5.35	52nd
3-point FG%	Jordan Bohannon	.429	8th	.429	37th
3-pointers	Jordan Bohannon	2.8	T-1st	2.8	54th
Blocked Shots	Luka Garza	1.0	T-13th	1.0	245th
Assist/TO Ratio	Jordan Bohannon	2.76	6th	2.76	28th

DIRECTING THE HAWKEYE OFFENSE

Sophomore Jordan Bohannon, an honorable mention all-Big Ten honoree, has had a solid sophomore campaign, dishing out a team-best 166 assists, and averaging 13.2 points. He is averaging 2.8 3-pointers made per game, which ties Shep Garner of Penn State for first in the league and 54th in the country. His 3-point percentage of 42.4 percent also ranks 37th nationally. He has made five 3-pointers or more in a game eight times, with six of the eight times coming in games played away from home.

The native of Marion, Iowa, has six 10+ assists games in his career (Indiana, South Dakota, TCU, Ohio State, and Wisconsin), which ties Cal Wulfsberg for the most by a Hawkeye in program history. His six career double-doubles -- all in points and assists -- are the most in program history.

Bohannon is one of three players from a major conference with 300+ assists and 150+ made 3-pointers through their sophomore season in the last two decades joining Duke's Jay Williams (2000-01) and Chris Thomas of Notre Dame (2002-03). Additionally, he is the only player nationally over the past 25 years to register 150+ assists and 80+ 3-pointers as a freshman and sophomore.

Bohannon, one of five players named to the All-Big Ten Freshman Team in 2017, led the Hawkeyes in assists (175) and 3-pointers made (89), and was third in scoring (10.9 ppg). He was one of only two freshmen in the nation over the last 25 seasons to register 175+ assists and 85+ 3-pointers. His 89 triples shattered Iowa's single-season freshman record, besting Matt Gatens' previous mark of 52 set in 2009. Bohannon's 175 assists are the most by an Iowa rookie and rank eighth-best by any Hawkeye player in a single season. He finished the season by posting a school-record three straight double-doubles in points and assists (Indiana, South Dakota, and TCU).

BOHANNON TIES CHRIS STREET'S CONSECUTIVE FT MADE RECORD

Jordan Bohannon made 34 consecutive free throws from Jan. 4-Feb. 25 to tie Chris Street's school record for consecutive makes in 1993. Bohannon had an opportunity to break the 25-year old record in the final minutes against Northwestern on Feb. 25.

The Hawkeye sophomore chose to miss on purpose to preserve Street's name in the record books. After the game Bohannon said, "it was not my record to have; life is bigger than basketball."

The legendary Chris Street owned the consecutive free throws made school record, making 34 straight over a span of six games (Jan. 2-16, 1993). Street's streak ended when he was killed in an auto accident on Jan. 19, 1993.

Bohannon's season percentage (.890) ranks second in the Big Ten. Bohannon was 37-of-39 from the charity stripe in 18 Big Ten contests, missing at Indiana (Dec. 4) and versus Northwestern (Feb. 25).

GARZA SHINES IN FRESHMAN CAMPAIGN

Freshman Luka Garza leads the team in blocked shots (1.0), and is second in rebounding (6.3), double-doubles (4), free throws made (88) and attempts (130), and is third in field goal accuracy (.554) and scoring (11.8). His 6.3 rebounding average and 55.4 shooting percentage ranks first and third, respectively, among Big Ten freshmen this season.

Garza's numbers are much better in home games, averaging 14.8 points (.626 FG%), 6.9 rebounds, and 1.5 blocks in Carver-Hawkeye Arena compared to 9.1 points (.479 FG%), 5.8 rebounds, and 0.6 blocks on the road.

Garza has made 72 of his last 91 free throws (.791), including a stretch of making 14 straight free throws, after starting the season 16-of-39 (.410) from the charity stripe. He posted a team-high 19 and 17 points against No. 3 Purdue and Wisconsin, respectively. He also snagged 16 boards to register his fourth double-double in the victory over Wisconsin; the 16 rebounds are the most by a Hawkeye in a single game since Adam Woodbury had 18 against the Badgers on Feb. 24, 2016.

Garza has netted double figures in 13 of Iowa's last 21 games. He poured in a game-best 22 points (10-of-16 FG, 2-2 FT) at No. 22/21 Michigan. Garza netted 17 of his 19 points in the second half and overtime and snagged 11 rebounds for his third double-double in Iowa's come-from-behind-victory at Illinois on Jan. 11. He was a perfect 9-of-9 from the foul line against the Fighting Illini.

Garza had a stellar performance against Northern Illinois, going 8-of-8 from the field, including making all three 3-pointers, and going 6-of-8 from the charity stripe, scoring a personal-best 25 points. He also denied a season-best five shots. His performance earned the forward Big Ten Freshman of the Week laurels.

Against Chicago State on Nov. 10, Garza became the second Hawkeye in the last 20 years to register 16 points and five rebounds in their debut (Aaron White in 2011).

Garza followed up that performance against Chicago State (16 points, 5 rebounds) with a double-double against Alabama State. The native of Washington, D.C., had 11 points and a game-best 13 rebounds. Garza is the fifth Hawkeye to post a double-double in either his first or second game over the last 20 years, joining Dean Oliver, Reggie Evans, Devon Archie, and Aaron White. Garza's efforts garnered the forward Big Ten Freshman of the Week accolades.

IOWA SIGNS 2 PREP STANDOUTS

Joe Wieskamp and C.J. Fredrick signed a National Letter of Intent to attend the University of Iowa on Nov. 8, 2017.

C.J. Fredrick

Guard, 6-foot-4, 185 pounds
Cincinnati, Ohio (Covington Catholic High School)

- Averaged 19.7 ppg, 3.2 rpg, and 1.5 spg in 19 games as a junior
- Helped led Covington HS to district championship & regional runners-up honors... team ranked sixth in the state both his junior & senior seasons
- Team captain as a junior and senior
- Made 134-of-246 field goal attempts (.545), including 38-of-94 (.404) from 3-point range as a junior
- Averaged 10.7 ppg, 2.7 rpg, and 1.6 apg as a sophomore
- 2017 Most Outstanding Player 35th District Boys Basketball Tournament
- Helped his team place third at the 2016 King of the Bluegrass Tournament, while earning all-tournament team accolades
- Played on the Indian Elite AAU squad and head coach Mike Fox
- 2016 and 2017 All-Conference Division 1 All-Star Team
- 2016 & 2017 Northern Kentucky Coaches Association All-Star Team
- 2017 Adidas AAU No. 1 Class of 2018 Top 3-Point Percentage Shooter (.506)

FRAN McCAFFERY ON C.J. FREDRICK

"C.J. is a good shooter and scorer, but also is a good ball handler and creates shots for other people. He's equally adept at making plays for himself and his teammates that help you win. C.J. is fiercely competitive and can play multiple positions. He felt comfortable here during the recruiting process, watched us on TV, and really studied our program. I coached his uncle and have known his father for a long time."

Joe Wieskamp (pronounced WEEZ-kamp)

Guard, 6-foot-7, 195 pounds
Muscatine, Iowa (Muscatine High School)

- Became the state of Iowa's all-time HS leading scorer on Feb. 6, 2018
- School record holder in career points, points in a single-game (50), 3-pointers in a single-season (62), scoring average (30.4 ppg), and career rebounds
- Averaged a school-record 30.4 points per game as a junior
- Made a school-record 62 3-pointers last season as a junior
- Team captain his senior year
- Two-time first team all-state honoree
- 2017 Iowa Gatorade Player of the Year
- Ranked 42nd and 71st by Rivals and ESPN, respectively
- Averaged 18.6 points as a freshman, 21.6 points as a sophomore, and 30.4 points as a junior
- 2017 All-Iowa Boys Basketball Elite Team (*Des Moines Register*)
- MAC Player of the Year as a junior
- Three-time first-team All-MAC Player
- Also played on the Iowa Barnstormers AAU program
- Member of the Adidas US-Select Team
- NBPA Top 100 All-Tournament Team
- Excels in the classroom, boasting a 4.0 GPA
- National Honor Society member

FRAN McCAFFERY ON JOE WIESKAMP

"Not only is Joe is an incredibly versatile player, but he is a person with terrific character, basketball intellect, and commitment to the team. He has one of the best 3-point shooting strokes I have ever seen. We could not be more thrilled because he epitomizes everything you look for. He understands how to win and does what it takes to win."

15 DOUBLE-DOUBLES

Iowa players have posted 15 double-doubles this season, led by sophomore Tyler Cook's seven. Luka Garza has four, followed by Jordan Bohannon (3), and Nicholas Baer (1).

Cook's seven double-doubles are the seventh most among Big Ten athletes and the most by a Hawkeye in a single season since Adam Woodbury had seven as a senior in 2015-16. Garza's four double-doubles are the most by a Hawkeye freshman since Aaron White had four in 2011-12.

COOKIN' WITH TYLER

Tyler Cook, an honorable mention all-Big Ten selection, ranks first on the team in scoring (15.7), rebounding (6.9), and free throws made (113) and attempted (169).

He had the best game of his career versus UAB (29 points on 8-of-11 shooting from the field and 13-of-16 from the free throw line). Cook's 28-point performance against Indiana on Feb. 17, was the most points scored by the forward against a Big Ten team in his two years as a Hawkeye.

Cook has registered 56 dunks this season (1.8 per game), including a season-best six in Iowa's win over Drake on Dec. 16.

Cook is eighth in the league in field goal accuracy (.563) and tied for 11th in rebounding (6.9). The native of St. Louis has a team-best seven double-doubles to his credit this season (Penn State, Illinois, Rutgers, Nebraska, Minnesota, Indiana, and Northwestern). Cook has registered six double-doubles in the last 13 contests.

IOWA'S 2017-18 STATISTICAL COMPARISONS

	All Games	Big Ten	Home Games	Away Games	Iowa Wins	Iowa Losses
Record	13-18	4-14	9-6	4-12	13-0	0-18
Points	79.5	76.1	84.7	74.6	90.6	71.4
Opp. Pts	78.5	83.1	74.7	82.0	71.5	83.6
FG%	.479	.470	.503	.457	.520	.450
FG Def.	.462	.495	.448	.476	.417	.497
3-PT%	.373	.374	.402	.343	.389	.360
3-pt. Def.	.378	.429	.394	.364	.325	.419
FT%	.691	.707	.692	.689	.716	.657
REB	37.9	35.2	38.5	37.2	40.8	35.7
AST	18.3	16.9	21.3	15.5	21.2	16.3
TO	13.2	13.2	11.5	14.8	11.9	14.1
STL	5.3	4.8	6.1	4.6	6.8	4.2
BLK	4.2	3.6	5.1	3.4	5.1	3.6

MISSING IN ACTION

Iowa has played two games this season with a full active roster of 16 (Drake and Southern Utah).

- Connor McCaffery: 26 games (combination of ankle, mono, tonsils)
- Nicholas Baer: first six games (finger)
- Ahmad Wagner: three games (shoulder, ankle, and illness)
- Ryan Kriener: six games (concussions)
- Cordell Pemsil: one game (leg laceration)
- Brady Ellingson: four games (concussion)

UI ATHLETIC COMMUNICATIONS

S300 Carver-Hawkeye Arena, Iowa City, IA 52242
hawkeyesports.com • hawkeyebasketball.com

MBB CONTACT: MATTHEW WEITZEL

office: 319-335-6590 • cell: 319-430-8176
email: matthew-weitzel@hawkeyesports.com
Twitter: @BigWeitz

UI IN THE RANKINGS

KenPom	100
Sagarin	85
BPI	92
RPI	165

UI CAREER 3-POINT FGM

1.	262	Jeff Horner	2003-06
2.	239	Matt Gatens	2009-12
3.	226	Chris Kingsbury	1994-96
4.	216	Peter Jok	2013-17
5.	214	Kent McCausland	1996-99
6.	212	Adam Haluska	2005-07
7.	193	Brody Boyd	2001-04
8.	177	Jordan Bohannon	2016-

UI SEASON 3-POINTERS (SOPH)

1.	117	Chris Kingsbury	1994-95
2.	88	Jordan Bohannon	2017-18

UI SEASON BLOCKS (FROSH)

1.	52	Chris Street	1990-91
2.	50	Acie Earl	1989-90
3.	41	Melshan Basabe	2010-11
4.	39	Guy Rucker	1996-97
5.	34	Ryan Bowen	1994-95
6.	32	Luka Garza	2017-18

UI CAREER BIG COACHING WINS

1.	125	Tom Davis	1986-99
2.	92	Lute Olson	1975-83
3.	71	Bucky O'Connor	1950, 52-58
4.	69	Rollie Williams	1930-42, 51
5.	68	Fran McCaffery	2010-

UI CAREER COACHING WINS

1.	269	Tom Davis	1986-99
2.	168	Lute Olson	1975-83
3.	152	Steve Alford	1999-07
4.	150	Fran McCaffery	2010-

HAWKEYE FASTBREAKS

- Fran McCaffery (150) is two victories from tying Steve Alford (152) for third most wins as head coach of the Iowa Hawkeyes.
- Iowa is 76-19 when scoring 80 points or more, the last eight seasons. The Hawkeyes are 67-2 when holding opponents to fewer than 61 points, the last eight years.
- Four Hawkeyes (Jack Nunge, Tyler Cook, Isaiah Moss, and Jordan Bohannon) have been credited with 21 steals, ranking second on the squad behind Nicholas Baer's team-leading 26.
- Iowa trailed Illinois, 49-29, with 3:53 left in the first half and ultimately prevailed in overtime. The 20-point comeback is its third largest in school history and second largest on the road. Iowa had a 22-point comeback, also at Illinois, in 1987. The largest comeback in program history is 23 points against Gardner-Webb in 2012 in Iowa City.
- Iowa scored 63 second-half points after scoring only 19 points in the first stanza at Minnesota on Feb. 21. The 44-point differential per half is the second largest in the country this season (46 by Maine vs. Albany). Furthermore, the Hawkeyes netted 22 points in the final 96 seconds of the second half. Isaiah Moss scored 19 of Iowa's 22 points during that span.
- Iowa and Michigan State combined for 189 points in the Spartans' 96-93 win in Iowa City on Feb. 6. It was the highest scoring game played between the two teams since 1988 (103-87 Iowa win in East Lansing).
- Iowa had six players score in double figures in two games: Chicago State (Nov. 11) and Minnesota (Jan. 30).
- Isaiah Moss netted 32 points at Minnesota on Feb. 21, which ties for the sixth highest point total in a single game during the Fran McCaffery era.
- Iowa's 104 points are the most it has ever scored against Illinois in the 109-year series history. Iowa's 104 points are the most it has scored in a Big Ten game since 1995 against Northwestern (W, 116-77). Iowa topped 100 points in a Big Ten road game for the first time since beating Michigan State, 103-87, on March 3, 1998.
- Iowa's 18-point victory is over Wisconsin on Jan. 23 (85-67), is its largest margin of victory since beating the Badgers by 25 points (78-53) on Jan. 11, 1997.
- Iowa was credited with 34 assists on 36 field goals in its nonconference finale against Northern Illinois. The 34 assists tie the school single-game record previously set on Dec. 1, 1984 against George Mason and are the most by a Big Ten team this season.
- Iowa is one of only three teams (Michigan State and Wisconsin) to have posted a Big Ten record of .500 or better each of the last five seasons (2013-17).
- Iowa has won 51 of its last 55 nonconference home games, dating back to 2012.
- Fran McCaffery and his coaching staff are the first in program history to win 18 games or more in six straight seasons.
- Fran McCaffery has guided Iowa to upper division finishes in the Big Ten in five of the last six seasons. McCaffery has accumulated 17 first division finishes in 22 years as a head coach.

HAWKEYES GO UNDEFEATED IN EUROPE

Iowa finished its European Tour with a perfect record in August notching wins in Germany, Switzerland, and Italy.

Four Hawkeyes averaged in double figures in the four games. Freshman Luka Garza averaged a double-double (22.5 points, 10.3 rebounds), sophomore Isaiah Moss averaged 12.5 points, Cook averaged 12.3 points, while Ryan Kriener averaged 11.3 points. As a team, the Hawkeyes shot 48.6 percent from the field, out-rebounded their opponents by 18, and had a +5.8 turnover margin.

Iowa played its first game in Germany, the home of Hawkeye senior Dom Uhl. The native of Frankfurt, Germany, had seven points, seven rebounds, three assists, two steals, and a block in his homecoming.

Garza led the team in scoring in all four games.

IOWA HISTORY

Iowa has played 2,771 games since beginning basketball in 1902. Iowa's overall record is 1,625-1,146 (.586). Iowa's 1,625 wins are 38th most among Division I programs. That includes a 1,039-366 (.739) record in home games, a 582-777 (.428) record in contests away from Iowa City, a 766-778 (.496) mark in Big Ten games and a 444-140 (.760) record in Carver-Hawkeye Arena.

COACHING EXPERIENCE

Fran McCaffery has the most experienced coaching staffs in the country. The Iowa men's basketball staff has 58 years of combined collegiate head coaching experience and more than 125 years of collegiate coaching under their belts. Listed below are the number of years of head coaching experience on the Iowa staff.

Coach	Years
Fran McCaffery	21 years
Kirk Speraw	20 years
Sherman Dillard	10 years
Andrew Francis	2 years
Al Seibert	5 years

FRAN McCAFFERY TO BE INDUCTED INTO SIENA HALL OF FAME

The Siena Athletics Hall of Fame Class of 2017 includes former men's basketball head coach Fran McCaffery.

McCaffery led Siena to the most decorated five-year run in program history, which culminated with the Saints being the only Division I program to win both their regular season and tournament championships for three consecutive years from 2008-10. The Philadelphia native amassed a 112-51 (.687) overall record from 2005-10, including a 68-22 (.756) mark in the MAAC. McCaffery guided Siena to four straight 20-win seasons and MAAC Tournament Championship Game appearances. Named the 2009-10 NABC District I Coach of the Year and 2008-09 MAAC Coach of the Year, he led Siena to school record-tying 27-win seasons in each of his last two years at the helm, which included a program record 15-game winning streak in his final campaign. McCaffery both recruited and coached four fellow Siena Athletics Hall of Famers, and three of the top-five scorers in program history.

RECENT GRADUATES PLAYING PROFESSIONAL BASKETBALL

A number of recent Iowa basketball graduates are playing professionally: Melsahn Basabe (Poland), Anthony Clemmons (Kazakhstan), Gabriel Olaseni (Spain), Jarrod Uthoff (NBA G League: Fort Wayne Mad Ants), Peter Jok (NBA G League: Northern Arizona Suns), Josh Oglesby (NAPB: Rochester RazorSharks); Adam Woodbury (NBA G League: Westchester Knicks), and Aaron White (Lithuania).

IOWA VS. RANKED TEAMS

Iowa is 0-4 against nationally-ranked opponents this season.

Below are Iowa's most recent results versus nationally-ranked opponents:

At Home:	96-93 loss to 4th-ranked Michigan State, 2/6/18 87-64 loss to 3rd-ranked Purdue, 1/20/18 84-76 loss to 25th-ranked Maryland, 1/19/17 83-78 win over 17th-ranked Purdue, 1/12/17 78-64 win over 25th-ranked Iowa State, 12/8/16 83-71 win over 22nd-ranked Purdue, 1/24/16 83-70 win over 1st-ranked Michigan State, 12/29/15
On the Road:	74-59 loss to 21st-ranked Michigan, 2/14/18 82-64 loss to 14th-ranked Ohio State, 2/10/18 59-57 win over 21st-ranked Wisconsin, 3/2/17 83-69 win over 24th-ranked Maryland, 2/25/17 89-67 loss to 15th-ranked Purdue, 12/28/16 83-82 loss to 2nd-ranked Iowa State, 12/10/15 76-59 win over 4th-ranked Michigan State, 1/14/16
Neutral Court:	74-41 loss to 6th-ranked Virginia, 11/25/16 87-68 loss to 6th-ranked Villanova, 3/20/16 68-62 loss to 17th-ranked Notre Dame, 11/27/15 84-61 win over 20th-ranked Wichita State, 11/29/15

IOWA HEADSHOTS AVAILABLE ONLINE

Up-to-date head shots of all Iowa players and coaches are available on the internet at pics.hawkeyesports.com.

RETURN TRIP TO MSG IN NOVEMBER

Iowa will return to the World's Most Famous Arena, Madison Square Garden, Nov. 15-16 when it competes in the 2K Classic benefiting the Wounded Warrior Project. Joining the Hawkeyes in New York will be Syracuse, Oregon and Connecticut.

Tickets for the 2K Classic Championship Rounds go on sale Feb. 28, and may be purchased by calling Ticketmaster at 866-448-7849 or online at ticketmaster.com.

2018 BIG TEN MEN'S BASKETBALL TOURNAMENT

FEB 28-MARCH 4 • MADISON SQUARE GARDEN • NEW YORK CITY



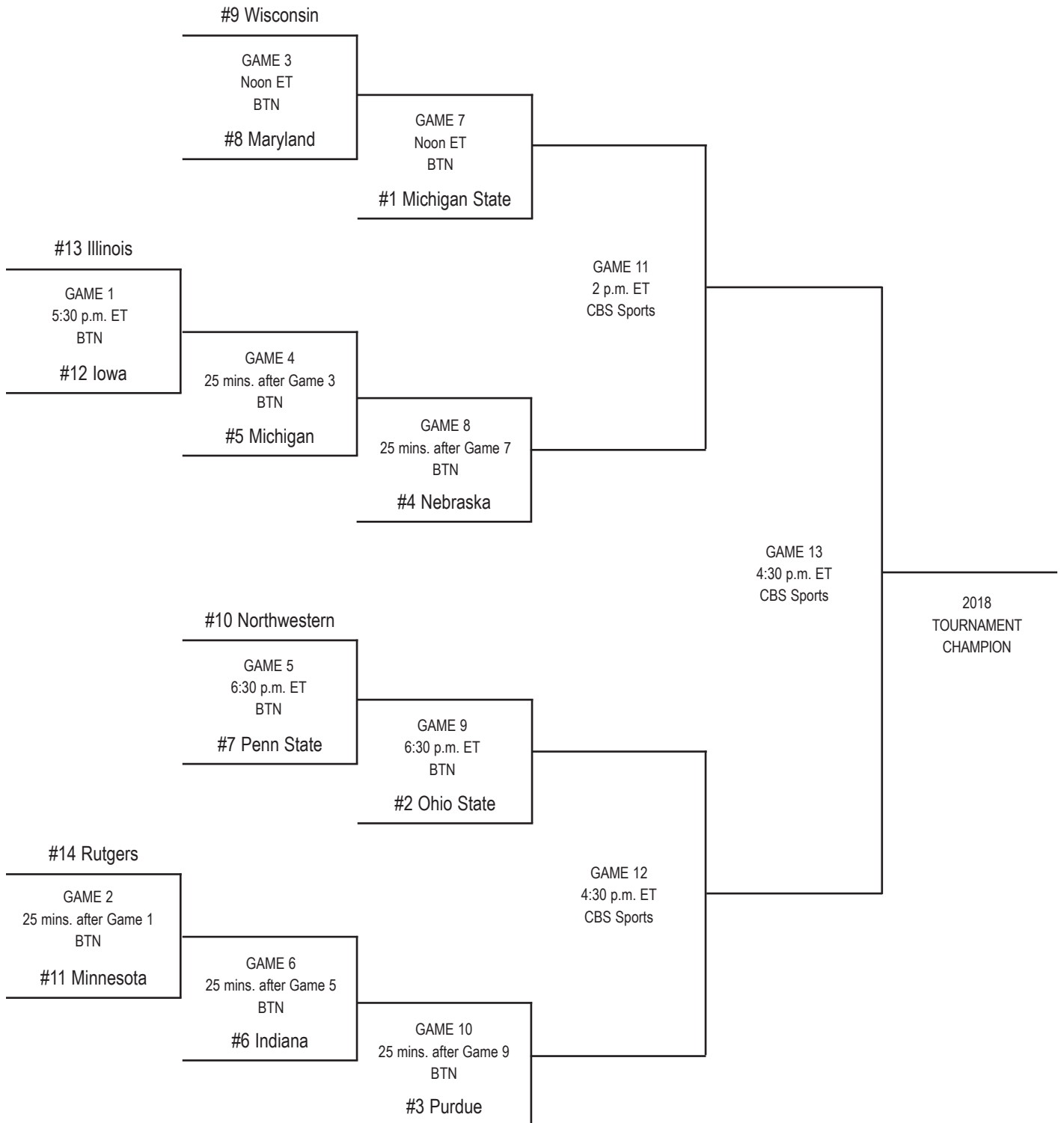
WED., FEB. 28

THURS., MARCH 1

FRI., MARCH 2

SAT., MARCH 3

SUN., MARCH 4



51 NICHOLAS BAER

RS-Junior • Forward • 6-7 • 210
Bettendorf, Iowa • Bettendorf HS



2017-18 GAME-BY-GAME STATS

Opponent	Date	gs	min	Total		3-Pointers		Free throws		Rebounds				pts	avg						
				fg-fga	pct	3fg-fga	pct	ft-fa	pct	off	def	tot	avg			pf	a	t/o	blk	stl	
at Virginia Tech	11/28/17		22	2-9	.222	1-5	.200	0-0	.000	1	3	4	4.0	2	0	2	0	1	5	5.0	
PENN STATE	12/02/17	*	26	2-7	.286	0-3	.000	0-0	.000	3	2	5	4.5	1	0	2	2	0	4	4.5	
at Indiana	12/04/17		14	1-3	.333	1-3	.333	0-0	.000	0	3	3	4.0	4	1	3	3	1	3	4.0	
at Iowa State	12/07/17		21	3-7	.429	2-5	.400	0-0	.000	5	2	7	4.8	4	2	2	0	0	8	5.0	
SOUTHERN	12/10/17	*	12	1-3	.333	1-2	.500	1-3	.333	1	2	3	4.4	2	2	1	0	1	4	4.8	
vs Drake	12/16/17	*	23	5-12	.417	1-4	.250	0-1	.000	5	9	14	6.0	1	5	2	1	5	11	5.8	
SOUTHERN UTAH	12/19/17	*	21	2-4	.500	0-2	.000	1-1	1.000	3	7	10	6.6	1	2	2	1	2	5	5.7	
vs Colorado	12/22/17	*	19	1-5	.200	0-2	.000	0-0	.000	0	3	3	6.1	2	1	1	1	2	2	5.3	
NORTHERN ILLINOIS	12/29/17	*	12	2-3	.667	1-2	.500	0-0	.000	1	1	2	5.7	1	0	0	0	1	5	5.2	
MICHIGAN	01/02/18	*	26	1-1	1.000	1-1	1.000	0-2	.000	3	4	7	5.8	2	2	2	1	2	3	5.0	
OHIO STATE	01/04/18	*	24	4-7	.571	2-4	.500	0-0	.000	1	1	2	5.5	5	1	1	1	1	10	5.5	
at Maryland	01/07/18	*	28	3-6	.500	1-2	.500	0-0	.000	4	7	11	5.9	2	4	0	2	0	7	5.6	
at Illinois	01/11/18	*	29	2-7	.286	2-5	.400	4-6	.667	2	2	4	5.8	2	2	0	0	1	10	5.9	
at Rutgers	01/17/18	*	26	4-6	.667	3-5	.600	0-0	.000	1	0	1	5.4	2	0	2	1	0	11	6.3	
PURDUE	01/20/18	*	26	3-6	.500	0-2	.000	0-0	.000	5	2	7	5.5	0	2	0	1	0	6	6.3	
WISCONSIN	01/23/18	*	23	2-8	.250	1-6	.167	0-0	.000	1	2	3	5.4	4	2	0	1	1	5	6.2	
at Nebraska	01/27/18	*	25	2-6	.333	1-4	.250	0-0	.000	2	2	4	5.3	3	5	2	1	2	5	6.1	
MINNESOTA	01/30/18	*	27	3-6	.500	1-4	.250	3-5	.600	1	3	4	5.2	2	2	0	1	0	10	6.3	
at Penn State	02/03/18	*	21	1-4	.250	0-3	.000	0-0	.000	3	3	6	5.3	1	0	0	1	1	2	6.1	
MICHIGAN STATE	02/06/18	*	21	1-4	.250	0-2	.000	0-0	.000	0	3	3	5.2	4	4	0	1	2	2	5.9	
at Ohio State	02/10/18		16	1-1	1.000	1-1	1.000	0-0	.000	1	2	3	5.0	2	2	2	1	1	3	5.8	
at Michigan	02/14/18		14	1-1	1.000	0-0	.000	0-0	.000	0	3	3	5.0	0	2	1	0	0	2	5.6	
INDIANA	02/17/18		17	1-3	.333	1-2	.500	0-0	.000	1	3	4	4.9	2	2	1	0	0	3	5.5	
at Minnesota	02/21/18		23	1-1	1.000	0-0	.000	0-0	.000	2	3	5	4.9	2	2	1	2	1	2	5.3	
NORTHWESTERN	02/25/18		21	1-4	.250	0-2	.000	0-0	.000	2	4	6	5.0	0	1	0	0	1	2	5.2	
Totals			17	537	50-124	.403	21-71	.296	9-18	500	48	76	124	5.0	51	46	27	22	26	130	5.2

SEASON / CAREER STATS

POINTS

SEASON: 11, 2X, LAST AT RUTGERS (1/17/18)
CAREER: 20 VS. PENN STATE (3/5/17)

REBOUNDS

SEASON: 14 VS. DRAKE (12/16/17)
CAREER: 14 VS. DRAKE (12/16/17)

ASSISTS

SEASON: 5, 2X, LAST AT NEBRASKA (1/27/18)
CAREER: 6 VS. SAVANNAH STATE (11/13/17)

BLOCKS

SEASON: 3 AT INDIANA (12/4/17)
CAREER: 6, 2X, LAST AT NEBRASKA (1/5/17)

STEALS

SEASON: 5 VS. DRAKE (12/16/17)
CAREER: 5 VS. DRAKE (12/16/17)

MINUTES

SEASON: 29 AT ILLINOIS (1/11/18)
CAREER: 35 VS. INDIANA (2/21/17)

FIELD GOALS MADE

SEASON: 5 VS. DRAKE (12/16/17)
CAREER: 8 VS. TENNESSEE TECH (12/22/15)

FIELD GOALS ATTEMPTED

SEASON: 12 VS. DRAKE (12/16/17)
CAREER: 13 VS. VILLANOVA (3/20/16)

3-POINT FIELD GOALS MADE

SEASON: 3 AT RUTGERS (1/17/18)
CAREER: 4, 4X, LAST VS. TCU (3/19/17)

3-POINT FIELD GOALS ATTEMPTED

SEASON: 6 VS. WISCONSIN (1/23/18)
CAREER: 7, 2X, LAST VS. ILLINOIS (2/18/17)

FREE THROWS MADE

SEASON: 4 AT ILLINOIS (1/11/18)
CAREER: 6 VS. IOWA STATE (12/8/16)

FREE THROWS ATTEMPTED

SEASON: 6 AT ILLINOIS (1/11/18)
CAREER: 7 VS. IOWA STATE (12/8/16)

- Came off the bench in Iowa's last five games after starting the previous 16 contests
- Missed Iowa's first six games due to a broken pinky finger in non-shooting hand (left)
- Led team in assists (5) and steals (2) in road game at Nebraska; the five assists equaled a season high
- Made a season-high three 3-pointers and tied a season high with 11 points at Rutgers
- Made at least one 3-pointer in 16 of 25 games played
- Grabbed a game-high 11 rebounds, along with seven points, four assists, and no turnovers at Maryland
- Stuffed the stat sheet in win over Drake with a career-high 14 rebounds and five steals, while also being credited with five assists and 11 points
- Started first game of the year posting season bests in rebounds (5) and blocks (2) versus Penn State
- Awarded the 2017 Big Ten Sixth Man of the Year as a sophomore
- Only Division I player in 2016-17 and only Big Ten player over the last 25 seasons to amass 250 points, 45 steals, 45 3-pointers, and 40+ blocked shots in a season

PRODUCTION TRACKER

	Season	Career
Scored 10+ Points:	6	21
Scored 15+ Points:	0	4
Scored 20+ Points:	0	1
Had 5+ Assists:	2	4
Had 3+ Blocks:	1	8
Had 3+ Steals:	1	8
Made 3+ 3-Pointers:	1	11
Led Team in Scoring:	0	2
Led Team in Rebounding:	5	18
Led Team in Assists:	0	1
Led Team in Steals:	10	23
Led Team in Blocks:	12	33
Double-Double:	1	4



CAREER STATS

YEAR	G/GS	FG-A	PCT	3-PT	PCT	FT-A	PCT	RB	AVG	PF-FO	AS	TO	BK	ST	PTS	AVG
Fresh.	33/0	61-123	.496	26-66	.394	10-15	.667	85	2.6	49-0	17	17	19	23	158	4.8
Soph.	34/10	91-203	.448	46-116	.397	27-44	.614	197	5.8	78-1	59	27	43	48	255	7.5
Junior	25/17	50-124	.403	21-71	.296	9-18	.500	124	5.0	51-1	46	27	22	26	130	5.2
TOTALS	92/27	202-450	.449	93-253	.368	46-77	.597	406	4.4	178-2	122	71	84	97	543	5.9

3 JORDAN BOHANNON

Sophomore • Guard • 6-0 • 180
Marion, Iowa • Linn-Mar HS



2017-18 GAME-BY-GAME STATS

Opponent	Date	gs	min	Total		3-Pointers		Free throws		Rebounds				pts	avg						
				fg-fga	pct	3fg-fga	pct	ft-fa	pct	off	def	tot	avg			pf	a	t/o	blk	stl	
CHICAGO STATE	11/10/17	*	21	4-10	.400	4-7	.571	0-0	.000	0	1	1	1.0	1	6	0	0	1	12	12.0	
ALABAMA STATE	11/12/17	*	18	1-4	.250	1-4	.250	2-2	1.000	0	1	1	1.0	1	6	1	0	0	5	8.5	
GRAMBLING STATE	11/16/17	*	28	1-7	.143	1-4	.250	9-10	.900	1	1	2	1.3	2	7	1	0	2	12	9.7	
vs Louisiana	11/20/17	*	36	7-16	.438	4-9	.444	3-4	.750	0	1	1	1.3	2	1	4	0	0	21	12.5	
vs South Dakota State	11/21/17	*	32	2-5	.400	2-5	.400	1-2	.500	1	1	2	1.4	3	7	1	0	0	7	11.4	
vs UAB	11/22/17	*	35	9-12	.750	6-8	.750	6-6	1.000	0	1	1	1.3	1	4	2	0	1	30	14.5	
at Virginia Tech	11/28/17	*	36	4-12	.333	4-8	.500	0-0	.000	0	2	2	1.4	1	3	2	0	0	12	14.1	
PENN STATE	12/02/17	*	34	3-6	.500	2-4	.500	0-0	.000	0	2	2	1.5	2	4	3	0	1	8	13.4	
at Indiana	12/04/17	*	29	2-8	.250	2-6	.333	1-2	.500	0	4	4	1.8	1	4	5	0	0	7	12.7	
at Iowa State	12/07/17	*	31	7-13	.538	5-10	.500	0-0	.000	0	1	1	1.7	3	2	4	0	0	19	13.3	
SOUTHERN	12/10/17	*	25	1-6	.167	0-3	.000	2-2	1.000	0	3	3	1.8	1	5	0	0	1	4	12.5	
vs Drake	12/16/17	*	29	6-8	.750	3-4	.750	0-1	.000	0	2	2	1.8	0	7	1	0	0	15	12.7	
SOUTHERN UTAH	12/19/17	*	29	1-7	.143	1-4	.250	0-0	.000	1	4	5	2.1	2	7	2	0	0	3	11.9	
vs Colorado	12/22/17	*	27	4-7	.571	1-4	.250	5-7	.714	0	6	6	2.4	2	2	3	0	1	14	12.1	
NORTHERN ILLINOIS	12/29/17	*	21	2-7	.286	1-5	.200	0-0	.000	0	2	2	2.3	0	7	0	0	0	5	11.6	
MICHIGAN	01/02/18	*	33	4-11	.364	4-7	.571	0-0	.000	0	4	4	2.4	3	3	2	0	0	12	11.6	
OHIO STATE	01/04/18	*	30	6-13	.462	1-5	.200	2-2	1.000	0	1	1	2.4	4	10	1	0	0	15	11.8	
at Maryland	01/07/18	*	36	5-13	.385	5-10	.500	2-2	1.000	0	2	2	2.3	3	5	6	0	0	17	12.1	
at Illinois	01/11/18	*	41	7-16	.438	5-12	.417	10-10	1.000	0	1	1	2.3	1	5	4	0	1	29	13.0	
at Rutgers	01/17/18	*	37	6-13	.462	5-9	.556	6-6	1.000	0	1	1	2.2	3	2	4	0	1	23	13.5	
PURDUE	01/20/18	*	33	3-9	.333	1-5	.200	2-2	1.000	0	2	2	2.2	1	4	0	0	2	9	13.3	
WISCONSIN	01/23/18	*	38	5-12	.417	1-6	.167	2-2	1.000	0	3	3	2.2	1	11	2	0	1	13	13.3	
at Nebraska	01/27/18	*	40	8-15	.533	6-11	.545	2-2	1.000	0	0	0	2.1	2	7	0	0	1	24	13.7	
MINNESOTA	01/30/18	*	38	6-11	.545	4-8	.500	4-4	1.000	0	0	0	2.0	1	10	2	0	3	20	14.0	
at Penn State	02/03/18	*	24	1-3	.333	1-3	.333	0-0	.000	0	0	0	2.0	1	3	3	0	1	3	13.6	
MICHIGAN STATE	02/06/18	*	32	6-12	.500	5-8	.625	0-0	.000	0	5	5	2.1	4	6	0	0	0	17	13.7	
at Ohio State	02/10/18	*	36	4-11	.364	3-8	.375	0-0	.000	0	1	1	2.0	1	5	2	0	0	11	13.6	
at Michigan	02/14/18	*	34	3-5	.600	1-3	.333	0-0	.000	0	4	4	2.1	1	5	0	0	0	7	13.4	
INDIANA	02/17/18	*	36	3-12	.250	2-10	.200	2-2	1.000	0	3	3	2.1	2	7	2	0	1	10	13.2	
at Minnesota	02/21/18	*	21	0-2	.000	0-1	.000	0-0	.000	0	3	3	2.2	2	6	2	0	1	0	12.8	
NORTHWESTERN	02/25/18	*	40	7-14	.500	7-14	.500	4-5	.800	0	6	6	2.3	1	5	1	0	2	25	13.2	
Totals			31	980	128-300	.427	88-205	.429	65-73	.890	3	68	71	2.3	53	166	60	0	21	409	13.2

SEASON / CAREER STATS

POINTS

SEASON: 30 vs. UAB (11/22/17)
CAREER: 30 vs. UAB (11/22/17)

REBOUNDS

SEASON: 6, 2X, LAST vs. NORTHWESTERN (2/25/18)
CAREER: 6, 2X, LAST vs. NORTHWESTERN (2/25/18)

ASSISTS

SEASON: 11 vs. WISCONSIN (1/23/18)
CAREER: 13 vs. TCU (3/19/17)

BLOCKS

SEASON: ---
CAREER: 1, 2X, LAST AT MINNESOTA (2/8/17)

STEALS

SEASON: 3 vs. MINNESOTA (1/30/18)
CAREER: 4, 2X, LAST vs. INDIANA (2/21/17)

MINUTES

SEASON: 41 at ILLINOIS (1/11/18)
CAREER: 45 at MINNESOTA (2/8/17)

FIELD GOALS MADE

SEASON: 9 vs. UAB (11/22/17)
CAREER: 9 vs. UAB (11/22/17)

FIELD GOALS ATTEMPTED

SEASON: 16, 2X, LAST AT ILLINOIS (1/11/18)
CAREER: 18 at NOTRE DAME (11/29/16)

3-POINT FIELD GOALS MADE

SEASON: 7 vs. NORTHWESTERN (2/25/18)
CAREER: 8 at MARYLAND (2/25/17)

3-POINT FIELD GOALS ATTEMPTED

SEASON: 14 vs. NORTHWESTERN (2/25/18)
CAREER: 15 at NOTRE DAME (11/29/16)

FREE THROWS MADE

SEASON: 10 at ILLINOIS (1/11/18)
CAREER: 10 at ILLINOIS (1/11/18)

FREE THROWS ATTEMPTED

SEASON: 10, 2X, LAST AT ILLINOIS (1/11/18)
CAREER: 10, 2X, LAST AT ILLINOIS (1/11/18)

- Honorable mention All-Big Ten selection by the media
- In B1G stats, tied for first in 3-pointers made (2.8), and second in free throw accuracy (.890) and assists (5.35)
- His six double-doubles in points/assists are the most in program history
- Made 34 straight free throw attempts (Jan. 4-Feb. 25) to share Iowa's consecutive record with Chris Street (1993)
- Only player nationally to post 150+ assists & 80+ 3-pointers as a freshman and sophomore over the last 25 years
- His 88 3-pointers are second most in program history by a sophomore
- Made all 10 FT attempts and drained five triples, scoring a game-high 29 points, in an overtime win at Illinois
- One of three players from a major conference over the last 20 years with 300+ assists and 150+ 3-pointers through their sophomore season (Duke's Jay Williams in 2000-01 and Chris Thomas of Notre Dame in 2002-03)
- One of six players nationally, and only player from a major conference, to make five or more 3-pointers in five straight true road games (Iowa State, Maryland, Illinois, Rutgers, Nebraska) over the last 20 years
- Credited with seven or more assists 10 times this season, including a season-best 11 versus Wisconsin
- Scored a career-best 30 points, bolstered by 6-of-8 shooting from 3-point range, in win over UAB
- His 175 assists are most by a Hawkeye freshman in a single-season, besting Jeff Horner's 140 in 2003

PRODUCTION TRACKER

	Season	Career
Scored 10+ Points:	21	38
Scored 15+ Points:	13	23
Scored 20+ Points:	8	13
Had 5+ Assists:	19	38
Had 3+ Blocks:	0	0
Had 3+ Steals:	1	3
Made 3+ 3-Pointers:	15	28
Led Team in Scoring:	8	15
Led Team in Rebounding:	0	0
Led Team in Assists:	25	48
Led Team in Steals:	8	54
Led Team in Blocks:	0	0
Double-Double:	3	6



CAREER STATS

YEAR	G/GS	FG-A	PCT	3-PT	PCT	FT-A	PCT	RB	AVG	PF-FO	AS	TO	BK	ST	PTS	AVG
Fresh.	34/28	118-304	.388	89-214	.416	47-55	.855	76	2.2	55-0	175	76	2	29	372	10.9
Soph.	31/31	128-300	.427	88-205	.429	65-73	.890	71	2.3	53-0	166	60	0	21	409	13.2
TOTALS	65/59	246-604	.407	177-419	.422	112-128	.875	147	2.3	108-0	341	136	2	50	781	12.0

5 TYLER COOK

Sophomore • Forward • 6-9 • 255
St. Louis, Missouri • Chaminade Prep



2017-18 GAME-BY-GAME STATS

Opponent	Date	gs	min	Total		3-Pointers		Free throws		Rebounds			pf	a	t/o	blk	stl	pts	avg		
				fg-fga	pct	3fg-fga	pct	ft-fa	pct	off	def	tot								avg	
CHICAGO STATE	11/10/17	*	21	4-4	1.000	0-0	.000	4-7	.571	2	4	6	6.0	1	3	0	0	1	12	12.0	
ALABAMA STATE	11/12/17	*	16	4-8	.500	0-1	.000	2-4	.500	2	4	6	6.0	2	2	0	0	1	10	11.0	
GRAMBLING STATE	11/16/17	*	29	4-6	.667	0-0	.000	7-8	.875	4	3	7	6.3	4	1	3	1	1	15	12.3	
vs Louisiana	11/20/17	*	22	2-5	.400	0-0	.000	2-2	1.000	2	4	6	6.3	2	0	0	0	0	6	10.8	
vs South Dakota State	11/21/17	*	28	4-10	.400	0-0	.000	3-4	.750	1	5	6	6.2	5	1	1	2	0	11	10.8	
vs UAB	11/22/17	*	35	8-11	.727	0-0	.000	13-16	.813	1	5	6	6.2	4	1	3	0	0	29	13.8	
at Virginia Tech	11/28/17	*	29	6-10	.600	0-0	.000	4-6	.667	1	8	9	6.6	3	1	2	2	0	16	14.1	
PENN STATE	12/02/17	*	34	7-13	.538	0-0	.000	9-13	.692	7	5	12	7.3	1	4	5	0	1	23	15.3	
at Indiana	12/04/17	*	14	4-8	.500	1-1	1.000	0-0	.000	4	1	5	7.0	3	0	3	0	1	9	14.6	
at Iowa State	12/07/17	*	25	1-5	.200	0-2	.000	0-2	.000	4	4	8	7.1	2	5	3	0	0	2	13.3	
SOUTHERN	12/10/17	*	17	3-5	.600	0-0	.000	2-2	1.000	0	4	4	6.8	4	0	1	2	0	8	12.8	
vs Drake	12/16/17	*	26	10-13	.769	0-1	.000	3-3	1.000	1	3	4	6.6	3	3	6	0	1	23	13.7	
SOUTHERN UTAH	12/19/17	*	22	7-12	.583	0-0	.000	2-4	.500	1	6	7	6.6	2	1	0	1	0	16	13.8	
vs Colorado	12/22/17	*	31	4-7	.571	0-0	.000	4-8	.500	3	3	6	6.6	2	0	4	2	0	12	13.7	
NORTHERN ILLINOIS	12/29/17	*	17	6-7	.857	0-0	.000	5-7	.714	2	1	3	6.3	0	3	3	0	0	17	13.9	
MICHIGAN	01/02/18	*	34	10-15	.667	0-0	.000	8-11	.727	0	8	8	6.4	1	1	4	1	1	28	14.8	
OHIO STATE	01/04/18	*	27	7-15	.467	0-0	.000	7-8	.875	6	3	9	6.6	3	0	1	1	0	21	15.2	
at Maryland	01/07/18	*	27	3-7	.429	0-0	.000	1-4	.250	0	1	1	6.3	5	1	3	0	1	7	14.7	
at Illinois	01/11/18	*	39	9-14	.643	0-1	.000	3-5	.600	1	12	13	6.6	2	3	1	1	3	21	15.1	
at Rutgers	01/17/18	*	29	5-15	.333	0-0	.000	0-0	.000	3	7	10	6.8	3	1	5	0	1	10	14.8	
PURDUE	01/20/18	*	26	3-8	.375	0-0	.000	3-4	.750	0	2	2	6.6	0	1	4	1	1	9	14.5	
WISCONSIN	01/23/18	*	24	8-13	.615	0-0	.000	1-2	.500	3	2	5	6.5	2	1	2	0	1	17	14.6	
at Nebraska	01/27/18	*	35	11-18	.611	0-0	.000	2-5	.400	5	5	10	6.7	3	0	1	2	1	24	15.0	
MINNESOTA	01/30/18	*	29	7-9	.778	0-0	.000	3-4	.750	1	9	10	6.8	4	3	1	0	1	17	15.1	
at Penn State	02/03/18	*	31	8-12	.667	0-0	.000	3-6	.500	2	4	6	6.8	3	1	2	0	0	19	15.3	
MICHIGAN STATE	02/06/18	*	37	11-22	.500	0-0	.000	4-8	.500	1	2	3	6.6	3	4	0	1	1	26	15.7	
at Ohio State	02/10/18	*	26	4-9	.444	0-0	.000	0-0	.000	0	4	4	6.5	2	1	4	0	0	8	15.4	
at Michigan	02/14/18	*	32	4-9	.444	0-1	.000	2-4	.500	2	6	8	6.6	3	1	0	1	0	10	15.2	
INDIANA	02/17/18	*	35	9-15	.600	0-0	.000	10-12	.833	5	5	10	6.7	3	4	5	1	2	28	15.7	
at Minnesota	02/21/18	*	22	2-8	.250	0-0	.000	2-5	.400	2	6	8	6.7	4	2	4	0	1	6	15.3	
NORTHWESTERN	02/25/18	*	32	5-7	.714	0-0	.000	4-5	.800	4	7	11	6.9	3	6	3	0	1	14	15.3	
Totals			31	851	180-320	.563	1-7	.143	113-169	.669	70	143	213	6.9	82	55	74	19	21	474	15.3

SEASON / CAREER STATS

POINTS

SEASON: 29 vs. UAB (11/22/17)
CAREER: 29 vs. UAB (11/22/17)

REBOUNDS

SEASON: 13 AT ILLINOIS (1/11/18)
CAREER: 13 AT ILLINOIS (1/11/18)

ASSISTS

SEASON: 6 vs. NORTHWESTERN (2/25/18)
CAREER: 6 vs. NORTHWESTERN (2/25/18)

BLOCKS

SEASON: 2, 5X, LAST AT NEBRASKA (1/27/18)
CAREER: 2, 5X, LAST AT NEBRASKA (1/27/18)

STEALS

SEASON: 3 AT ILLINOIS (1/11/18)
CAREER: 3, 2X, LAST AT ILLINOIS (1/11/18)

MINUTES

SEASON: 39 AT ILLINOIS (1/11/18)
SEASON: 39 AT ILLINOIS (1/11/18)

FIELD GOALS MADE

SEASON: 11 AT NEBRASKA (1/27/18)
CAREER: 11 AT NEBRASKA (1/27/18)

FIELD GOALS ATTEMPTED

SEASON: 18 AT NEBRASKA (1/27/18)
CAREER: 18 AT NEBRASKA (1/27/18)

3-POINT FIELD GOALS MADE

SEASON: 1 AT INDIANA (12/4/17)
CAREER: 1, 2X, LAST AT INDIANA (12/4/16)

3-POINT FIELD GOALS ATTEMPTED

SEASON: 2 AT IOWA STATE (12/7/17)
CAREER: 3 vs. SETON HALL (11/17/16)

FREE THROWS MADE

SEASON: 13 vs. UAB (11/22/17)
CAREER: 13 vs. UAB (11/22/17)

FREE THROWS ATTEMPTED

SEASON: 13, 2X LAST vs. PENN STATE (12/2/17)
CAREER: 13, 2X LAST vs. PENN STATE (12/2/17)

- Honorable mention All-Big Ten selection by both the media and coaches
- Posted double-doubles in six of the last 13 games (Illinois, Rutgers, Nebraska, Minnesota, Indiana)
- In B1G stats, ranks eighth in field goal percentage (.563), and 11th in rebounding (6.7), and 12th in scoring (15.7)
- Recorded 56 dunks this season (1.8 per game), including a season-best six in win over Drake on Dec. 16
- Credited with his team-leading seventh double-double (14 points & 11 rebounds) in win over Northwestern
- Led team posting his sixth double versus Indiana (28 points & 10 rebounds)
- Registered game highs in scoring (28) and rebounds (8) in the first meeting against Michigan on Jan. 2
- Led all scorers with 26 points to go along with four assists and zero turnovers versus #4 Michigan State
- Tallied second straight double-double and third of the season at Rutgers (10 points & 10 rebounds)
- Posted second double-double of the season in OT win at Illinois with 21 points and a career-high 13 rebounds
- Posted first double-double of the season, totaling game bests in scoring (23) and rebounding (12) vs. Penn State
- Poured in a career-best 29 points (8-of-11 FG, 13-of-16 FT) in win over UAB
- His 13 free throws made versus UAB are the fourth most in the Fran McCaffery era (2010-present)
- Made 22 consecutive field goals spanning the end of his freshman year and the start of his sophomore season

PRODUCTION TRACKER

	Season	Career
Scored 10+ Points:	23	42
Scored 15+ Points:	16	23
Scored 20+ Points:	9	11
Had 5+ Assists:	1	1
Had 3+ Blocks:	0	0
Had 3+ Steals:	1	2
Made 3+ 3-Pointers:	0	0
Led Team in Scoring:	8	10
Led Team in Rebounding:	15	25
Led Team in Assists:	2	3
Led Team in Steals:	7	10
Led Team in Blocks:	10	17
Double-Double:	7	9



CAREER STATS

YEAR	G/GS	FG-A	PCT	3-PT	PCT	FT-A	PCT	RB	AVG	PF-FO	AS	TO	BK	ST	PTS	AVG
Fresh.	27/26	128-231	.554	2-8	.250	73-122	.598	143	5.3	67-0	26	65	11	18	331	12.3
Soph.	31/31	180-320	.563	1-7	.143	113-169	.669	213	6.9	82-2	55	74	19	21	474	15.3
TOTALS	58/57	308-551	.559	3-15	.200	186-291	.639	356	6.1	149-2	81	139	30	39	805	13.9

1 MAISHE DAILEY

Sophomore • Guard • 6-7 • 195
Beachwood, Ohio • Beachwood HS



2017-18 GAME-BY-GAME STATS

Opponent	Date	gs	min	Total		3-Pointers		Free throws		Rebounds				pts	avg					
				fg-fga	pct	3fg-fga	pct	ft-fa	pct	off	def	tot	avg			pf	a	t/o	blk	stl
CHICAGO STATE	11/10/17	18	3-5	.600	1-2	.500	3-3	1.000	1	1	2	2.0	1	1	3	0	0	10	10.0	
ALABAMA STATE	11/12/17	20	4-10	.400	2-6	.333	1-2	.500	0	2	2	2.0	0	3	0	0	2	11	10.5	
GRAMBLING STATE	11/16/17	7	1-2	.500	1-2	.500	0-0	.000	0	0	0	1.3	0	1	0	0	0	3	8.0	
vs Louisiana	11/20/17	17	1-2	.500	0-1	.000	2-2	1.000	0	1	1	1.3	0	2	0	0	0	4	7.0	
vs South Dakota State	11/21/17	5	0-2	.000	0-2	.000	0-0	.000	0	0	0	1.0	0	0	0	0	0	0	5.6	
vs UAB	11/22/17	20	1-2	.500	1-1	1.000	4-4	1.000	0	2	2	1.2	1	1	0	0	0	7	5.8	
at Virginia Tech	11/28/17	12	2-5	.400	0-2	.000	0-0	.000	0	0	0	1.0	1	0	2	0	0	4	5.6	
PENN STATE	12/02/17	4	0-0	.000	0-0	.000	0-0	.000	0	0	0	0.9	0	0	0	0	0	0	4.9	
at Indiana	12/04/17	21	1-7	.143	1-4	.250	0-0	.000	0	5	5	1.3	0	4	0	0	0	3	4.7	
at Iowa State	12/07/17	18	2-4	.500	2-3	.667	0-0	.000	0	6	6	1.8	1	0	1	0	0	6	4.8	
SOUTHERN	12/10/17	21	3-9	.333	3-6	.500	0-0	.000	2	2	4	2.0	0	2	0	0	0	9	5.2	
vs Drake	12/16/17	13	0-1	.000	0-1	.000	0-0	.000	0	1	1	1.9	0	1	1	0	0	0	4.8	
SOUTHERN UTAH	12/19/17	18	3-6	.500	2-4	.500	0-0	.000	0	3	3	2.0	0	2	1	0	1	8	5.0	
vs Colorado	12/22/17	27	5-7	.714	2-3	.667	4-6	.667	1	4	5	2.2	0	1	0	0	0	16	5.8	
NORTHERN ILLINOIS	12/29/17	12	3-3	1.000	1-1	1.000	1-2	.500	0	0	0	2.1	0	4	0	0	0	8	5.9	
MICHIGAN	01/02/18	16	2-4	.500	1-2	.500	0-0	.000	0	1	1	2.0	1	2	3	0	0	5	5.9	
OHIO STATE	01/04/18	23	4-10	.400	1-2	.500	0-0	.000	0	3	3	2.1	0	1	0	0	0	9	6.1	
at Maryland	01/07/18	22	2-6	.333	1-2	.500	0-1	.000	1	3	4	2.2	0	3	0	0	0	5	6.0	
at Illinois	01/11/18	17	0-1	.000	0-1	.000	2-4	.500	0	3	3	2.2	0	3	2	1	0	2	5.8	
at Rutgers	01/17/18	13	1-2	.500	0-0	.000	2-2	.000	0	1	1	2.2	0	3	1	0	1	2	5.6	
PURDUE	01/20/18	19	1-4	.250	1-2	.500	0-3	.000	0	4	4	2.2	0	1	0	0	0	3	5.5	
WISCONSIN	01/23/18	12	1-2	.500	0-1	.000	0-0	.000	0	3	3	2.3	0	1	1	0	0	2	5.3	
at Nebraska	01/27/18	10	1-1	1.000	0-0	.000	0-0	.000	0	0	0	2.2	0	0	1	0	0	2	5.2	
MINNESOTA	01/30/18	15	2-5	.400	1-3	.333	0-0	.000	0	1	1	2.1	1	0	0	0	1	5	5.2	
at Penn State	02/03/18	26	2-4	.500	0-1	.000	0-0	.000	0	1	1	2.1	4	0	3	0	1	4	5.1	
MICHIGAN STATE	02/06/18	17	5-7	.714	3-5	.600	0-0	.000	0	0	0	2.0	2	1	2	0	1	13	5.4	
at Ohio State	02/10/18	13	0-5	.000	0-3	.000	1-2	.500	1	0	1	2.0	1	1	1	0	1	1	5.3	
at Michigan	02/14/18	21	1-3	.333	0-0	.000	0-0	.000	0	5	5	2.1	1	1	1	0	0	2	5.1	
INDIANA	02/17/18	13	2-2	1.000	2-2	1.000	1-2	.500	0	1	1	2.0	1	0	3	0	0	7	5.2	
at Minnesota	02/21/18	28	2-6	.333	0-4	.000	0-0	.000	0	2	2	2.0	4	6	2	0	0	4	5.2	
NORTHWESTERN	02/25/18	16	0-3	.000	0-3	.000	0-0	.000	0	0	0	2.0	0	1	0	0	1	0	5.0	
Totals		0	514	55-130	.423	26-69	.377	19-33	.576	6	55	61	2.0	19	46	28	1	9	155	5.0

SEASON / CAREER STATS

POINTS

SEASON: 16 vs. COLORADO (12/22/17)

CAREER: 16 vs. COLORADO (12/22/17)

REBOUNDS

SEASON: 6 AT IOWA STATE (12/7/17)

CAREER: 7 vs. DELAWARE STATE (12/22/16)

ASSISTS

SEASON: 6 AT MINNESOTA (2/21/18)

CAREER: 6 AT MINNESOTA (2/21/18)

BLOCKS

SEASON: 1 AT ILLINOIS (1/11/18)

CAREER: 1, 2X, LAST AT ILLINOIS (1/11/18)

STEALS

SEASON: 2 vs. ALABAMA STATE (11/12/17)

CAREER: 2, 2X, LAST vs. ALABAMA ST (11/12/17)

MINUTES

SEASON: 28 AT MINNESOTA (2/21/18)

CAREER: 28 AT MINNESOTA (2/21/18)

FIELD GOALS MADE

SEASON: 5, 2X, LAST vs. MICH STATE (2/6/18)

CAREER: 5, 2X, LAST vs. MICH STATE (2/6/18)

FIELD GOALS ATTEMPTED

SEASON: 10, 2X, LAST vs. OHIO STATE (1/4/18)

CAREER: 10, 2X, LAST vs. OHIO STATE (1/4/18)

3-POINT FIELD GOALS MADE

SEASON: 3, 2X, LAST vs. MICH STATE (2/6/18)

CAREER: 3, 2X, LAST vs. MICH STATE (2/6/18)

3-POINT FIELD GOALS ATTEMPTED

SEASON: 6, 2X, LAST vs. SOUTHERN (12/10/17)

CAREER: 7 vs. DELAWARE STATE (12/22/16)

FREE THROWS MADE

SEASON: 4, 2X, LAST vs. COLORADO (12/22/17)

CAREER: 4, 2X, LAST vs. COLORADO (12/22/17)

FREE THROWS ATTEMPTED

SEASON: 6 vs. COLORADO (12/22/17)

CAREER: 6 vs. COLORADO (12/22/17)

- Registered career bests in assists (6) and minutes played (28) at Minnesota
- Posted career bests in scoring (16), minutes (27), and free throws made (4) and attempted (6) in win over Colorado
- Played double-digit minutes in 28 of 31 games, including 20 minutes or more in 10 games in 2017-18
- Tallied seven points, bolstered by making both 3-point attempts, at home versus Indiana
- Sank at least one 3-pointer in 17 contests this year, including a career-best three in win over Southern Univ.
- Tied a career high with three 3-pointers made, scoring 13 total points versus #4 Michigan State
- Contributed nine points and three rebounds versus Ohio State
- Pulled down a season-best six rebounds to go along with six points at Iowa State
- Dished out a season-best four assists with zero turnovers at Indiana
- Scored seven points, including crucial 3-pointer from the baseline late in the game, in win over UAB
- Netted double figures in two of Iowa's first six games, including scoring a career-high 11 points vs. Alabama State

PRODUCTION TRACKER

	Season	Career
Scored 10+ Points:	4	4
Scored 15+ Points:	1	1
Scored 20+ Points:	0	0
Had 5+ Assists:	1	1
Had 3+ Blocks:	0	0
Had 3+ Steals:	0	0
Made 3+ 3-Pointers:	2	2
Led Team in Scoring:	1	1
Led Team in Rebounding:	1	1
Led Team in Assists:	4	4
Led Team in Steals:	4	4
Led Team in Blocks:	1	1
Double-Double:	0	0



CAREER STATS

YEAR	G/GS	FG-A	PCT	3-PT	PCT	FT-A	PCT	RB	AVG	PF-FO	AS	TO	BK	ST	PTS	AVG
Fresh.	12/0	10-22	.455	4-12	.333	3-6	.500	19	1.6	6-0	5	5	1	4	27	2.3
Soph.	31/0	55-130	.423	26-69	.377	19-33	.576	61	2.0	19-0	46	28	1	9	155	5.0
TOTALS	43/0	65-152	.428	30-81	.370	22-39	.564	80	1.9	25-0	51	33	2	13	182	4.2



24 BRADY ELLINGSON

RS-Junior • Guard • 6-4 • 196
Menomonee Falls, Wisconsin • Hamilton HS



2017-18 GAME-BY-GAME STATS

Opponent	Date	gs	min	Total		3-Pointers		Free throws		Rebounds				pf	a	t/o	blk	stl	pts	avg
				fg-fga	pct	3fg-fga	pct	ft-fa	pct	off	def	tot	avg							
CHICAGO STATE	11/10/17	28	3-5	.600	3-5	.600	0-0	.000	0	1	1	1.0	0	4	1	0	0	9	9.0	
ALABAMA STATE	11/12/17	20	3-6	.500	3-5	.600	0-0	.000	0	1	1	1.0	0	4	0	0	0	9	9.0	
GRAMBLING STATE	11/16/17	15	1-3	.333	0-2	.000	0-0	.000	0	2	2	1.3	0	3	1	0	0	2	6.7	
vs Louisiana	11/20/17	10	0-3	.000	0-2	.000	0-0	.000	0	1	1	1.3	0	0	0	0	1	0	5.0	
vs South Dakota State	11/21/17	9	0-1	.000	0-1	.000	0-0	.000	0	1	1	1.2	0	0	2	0	0	0	4.0	
vs UAB	11/22/17	6	0-1	.000	0-1	.000	0-0	.000	0	0	0	1.0	0	0	1	0	1	0	3.3	
at Virginia Tech	11/28/17	7	0-2	.000	0-2	.000	0-0	.000	0	0	0	0.9	2	0	0	1	1	0	2.9	
PENN STATE	12/02/17	6	0-0	.000	0-0	.000	0-0	.000	0	0	0	0.8	1	3	0	0	0	0	2.5	
at Indiana	12/04/17	24	6-9	.667	3-4	.750	1-2	.500	0	1	1	0.8	1	4	0	1	1	16	4.0	
at Iowa State	12/07/17 *	30	3-11	.273	1-6	.167	0-1	.000	0	4	4	1.1	1	5	2	0	2	7	4.3	
SOUTHERN	12/10/17	15	3-5	.600	2-4	.500	0-0	.000	0	1	1	1.1	0	1	0	0	0	8	4.6	
vs Drake	12/16/17	12	1-3	.333	0-0	.000	0-0	.000	0	0	0	1.0	0	0	0	0	0	2	4.4	
SOUTHERN UTAH	12/19/17	3	1-1	1.000	0-0	.000	1-1	1.000	0	0	0	0.9	0	0	0	0	0	3	4.3	
vs Colorado	12/22/17	1	0-0	.000	0-0	.000	0-0	.000	0	0	0	0.9	0	0	1	0	0	0	4.0	
NORTHERN ILLINOIS	12/29/17	17	2-4	.500	2-4	.500	0-0	.000	0	2	2	0.9	0	2	1	0	1	6	4.1	
MICHIGAN	01/02/18	10	0-2	.000	0-1	.000	0-0	.000	0	1	1	0.9	0	1	0	0	0	0	3.9	
OHIO STATE	01/04/18	6	0-2	.000	0-0	.000	0-0	.000	0	0	0	0.9	0	0	0	0	0	0	3.6	
at Illinois	01/11/18	12	1-3	.333	0-0	.000	0-0	.000	0	0	0	0.8	0	0	3	0	0	2	3.6	
at Rutgers	01/17/18	6	0-2	.000	0-0	.000	0-0	.000	0	1	1	0.8	0	0	1	0	0	0	3.4	
PURDUE	01/20/18	14	4-5	.800	1-1	1.000	0-0	.000	0	0	0	0.8	0	0	0	0	0	9	3.7	
MICHIGAN STATE	02/06/18	4	0-0	.000	0-0	.000	0-0	.000	0	0	0	0.8	0	0	0	0	0	0	3.5	
at Ohio State	02/10/18	7	0-0	.000	0-0	.000	0-0	.000	0	1	1	0.8	2	0	0	0	0	0	3.3	
at Michigan	02/14/18	7	0-0	.000	0-0	.000	0-0	.000	0	0	0	0.7	1	0	1	0	0	0	3.2	
INDIANA	02/17/18	6	0-0	.000	0-0	.000	0-0	.000	0	0	0	0.7	0	1	1	0	0	0	3.0	
Totals		1	275	28-68	.412	15-38	.395	2-4	.500	0	17	17	0.7	8	28	15	2	7	73	3.0

SEASON / CAREER STATS

POINTS

SEASON: 16 AT INDIANA (12/4/17)
CAREER: 23 VS. SAVANNAH STATE (11/13/16)

REBOUNDS

SEASON: 4 AT IOWA STATE (12/7/17)
CAREER: 4, 3X, LAST AT IOWA STATE (12/7/17)

ASSISTS

SEASON: 5 AT IOWA STATE (12/7/17)
CAREER: 5, 3X, LAST AT IOWA STATE (12/7/17)

BLOCKS

SEASON: 1, 2X, LAST AT INDIANA (12/4/17)
CAREER: 1, 2X, LAST AT INDIANA (12/4/17)

STEALS

SEASON: 2 AT IOWA STATE (12/7/17)
CAREER: 2, 2X, LAST AT IOWA STATE (12/7/17)

MINUTES

SEASON: 30 AT IOWA STATE (12/7/17)
CAREER: 30 AT IOWA STATE (12/7/17)

FIELD GOALS MADE

SEASON: 6 AT INDIANA (12/4/17)
CAREER: 7, 2X, LAST VS. SAVANNAH ST (11/13/16)

FIELD GOALS ATTEMPTED

SEASON: 11 AT IOWA STATE (12/7/17)
CAREER: 11 AT IOWA STATE (12/7/17)

3-POINT FIELD GOALS MADE

SEASON: 3, 3X, LAST AT INDIANA (12/4/17)
CAREER: 5 VS. OHIO STATE (1/28/17)

3-POINT FIELD GOALS ATTEMPTED

SEASON: 6 AT IOWA STATE (12/7/17)
CAREER: 7 VS. OHIO STATE (1/28/17)

FREE THROWS MADE

SEASON: 1, 2X, LAST VS. SOUTHERN UTAH (12/19/17)
CAREER: 5, 2X, LAST VS. SAVANNAH ST (11/13/16)

FREE THROWS ATTEMPTED

SEASON: 2 AT INDIANA (12/4/17)
CAREER: 6 VS. COPPIN STATE (11/15/15)

- Missed four games (Wisconsin, Nebraska, Minnesota, Penn State) due to a concussion
- Thirty eight of his 68 field goal attempts have come from 3-point territory
- Tallied nine points versus #3 Purdue -- the most since netting 16 at Indiana on Dec. 4
- Shifted from shooting guard to point guard the first 10 games due to Connor McCaffery missing time
- Played only three minutes and one minute versus Southern Utah and Colorado, respectively, due to injury (ankle)
- Started first game in his 78 career game played at Iowa State on Dec. 7
- Registered season bests in rebounds (4), assists (5), and blocks (1) at Iowa State
- Tallied a game and season-best 16 points, while being credited with four assists at Indiana

PRODUCTION TRACKER

	Season	Career
Scored 10+ Points:	1	8
Scored 15+ Points:	1	4
Scored 20+ Points:	0	2
Had 5+ Assists:	0	2
Had 3+ Blocks:	0	0
Had 3+ Steals:	0	0
Made 3+ 3-Pointers:	0	5
Led Team in Scoring:	0	3
Led Team in Rebounding:	0	0
Led Team in Assists:	2	4
Led Team in Steals:	2	5
Led Team in Blocks:	0	0
Double-Double:	0	0



CAREER STATS

YEAR	G/GS	FG-A	PCT	3-PT	PCT	FT-A	PCT	RB	AVG	PF-FO	AS	TO	BK	ST	PTS	AVG
Fresh.	7/0	4-8	.500	4-6	.667	1-2	.500	0	0.0	1-0	4	1	0	1	13	1.9
RS-Fresh.	27/0	28-61	.459	12-44	.273	7-10	.700	18	0.7	21-0	12	11	0	5	75	2.9
Soph.	34/0	49-111	.441	32-68	.471	18-18	1.000	39	1.1	28-0	37	14	0	11	148	4.4
Junior	24/1	28-68	.412	15-38	.395	2-4	.500	17	0.7	8-0	28	15	2	7	73	3.0
TOTALS	92/1	109-248	.440	63-156	.404	28-34	.824	74	0.8	58-0	81	41	2	24	309	3.4

55 LUKA GARZA

Freshman • Forward • 6-11 • 235
Washington, D.C. • Maret School



2017-18 GAME-BY-GAME STATS

Opponent	Date	gs	min	Total		3-Pointers		Free throws		Rebounds			pf	a	t/o	blk	stl	pts	avg		
				fg-fga	pct	3fg-fga	pct	ft-fa	pct	off	def	tot								avg	
CHICAGO STATE	11/10/17	*	18	6-6	1.000	0-0	.000	4-8	.500	1	4	5	5.0	1	1	1	3	0	16	16.0	
ALABAMA STATE	11/12/17	*	19	2-8	.250	0-1	.000	7-11	.636	5	8	13	9.0	1	1	1	2	0	11	13.5	
GRAMBLING STATE	11/16/17	*	28	6-9	.667	0-1	.000	1-4	.250	2	7	9	9.0	3	2	2	3	2	13	13.3	
vs Louisiana	11/20/17	*	12	0-2	.000	0-1	.000	0-0	.000	1	4	5	8.0	2	2	2	0	1	0	10.0	
vs South Dakota State	11/21/17	*	28	2-7	.286	0-2	.000	0-3	.000	2	8	10	8.4	1	1	0	1	0	4	8.8	
vs UAB	11/22/17	*	29	6-8	.750	0-0	.000	2-3	.667	2	5	7	8.2	4	1	1	3	0	14	9.7	
at Virginia Tech	11/28/17	*	14	2-6	.333	0-0	.000	0-2	.000	2	2	4	7.6	2	0	0	1	0	4	8.9	
PENN STATE	12/02/17	*	14	2-4	.500	0-1	.000	2-4	.500	0	3	3	7.0	0	0	0	0	1	6	8.5	
at Indiana	12/04/17	*	15	3-4	.750	0-0	.000	0-2	.000	1	2	3	6.6	2	1	1	0	0	6	8.2	
at Iowa State	12/07/17		7	1-1	1.000	0-0	.000	0-2	.000	1	3	4	6.3	2	1	2	0	0	2	7.6	
SOUTHERN	12/10/17		19	7-10	.700	1-1	1.000	8-10	.800	6	7	13	6.9	3	2	1	1	0	23	9.0	
vs Drake	12/16/17		17	4-8	.500	1-2	.500	4-6	.667	3	4	7	6.9	3	1	0	0	3	13	9.3	
SOUTHERN UTAH	12/19/17		19	5-9	.556	0-1	.000	7-8	.875	3	2	5	6.8	1	1	2	2	0	17	9.9	
vs Colorado	12/22/17		11	1-4	.250	0-1	.000	0-0	.000	2	2	4	6.6	3	2	1	0	0	2	9.4	
NORTHERN ILLINOIS	12/29/17		16	8-8	1.000	3-3	1.000	6-8	.750	0	7	7	6.6	2	1	1	5	0	25	10.4	
MICHIGAN	01/02/18		21	3-8	.375	0-0	.000	0-0	.000	3	2	5	6.5	1	0	1	1	1	6	10.1	
OHIO STATE	01/04/18	*	26	4-7	.571	1-3	.333	6-8	.750	2	4	6	6.5	2	0	0	1	0	15	10.4	
at Maryland	01/07/18	*	16	3-3	1.000	0-0	.000	0-0	.000	0	1	1	6.2	3	0	2	1	0	6	10.2	
at Illinois	01/11/18	*	30	5-8	.625	0-1	.000	9-9	1.000	7	4	11	6.4	3	1	1	1	0	19	10.6	
at Rutgers	01/17/18	*	23	3-9	.333	0-2	.000	2-2	1.000	5	3	8	6.5	3	3	2	0	0	8	10.5	
PURDUE	01/20/18	*	20	8-10	.800	2-3	.667	1-2	.500	3	0	3	6.3	1	2	2	1	1	19	10.9	
WISCONSIN	01/23/18	*	28	6-9	.667	1-1	1.000	4-6	.667	4	12	16	6.8	3	0	1	1	1	17	11.2	
at Nebraska	01/27/18	*	18	2-5	.400	1-3	.333	3-4	.750	1	3	4	6.7	5	0	1	0	0	8	11.0	
MINNESOTA	01/30/18	*	27	4-9	.444	0-1	.000	2-3	.667	3	4	7	6.7	4	3	0	1	0	10	11.0	
at Penn State	02/03/18	*	24	3-13	.231	0-2	.000	7-9	.778	2	4	6	6.6	2	0	2	0	1	13	11.1	
MICHIGAN STATE	02/06/18	*	22	4-8	.500	0-1	.000	1-1	1.000	2	1	3	6.5	2	3	0	0	0	9	11.0	
at Ohio State	02/10/18	*	24	4-9	.444	0-1	.000	0-0	.000	2	2	4	6.4	3	1	1	2	0	8	10.9	
at Michigan	02/14/18	*	30	10-16	.625	0-2	.000	2-2	1.000	1	5	6	6.4	4	0	4	1	0	22	11.3	
INDIANA	02/17/18	*	29	6-8	.750	1-1	1.000	4-4	1.000	2	1	3	6.3	1	3	1	0	0	17	11.5	
at Minnesota	02/21/18	*	26	7-14	.500	1-2	.500	1-3	.333	3	6	9	6.4	2	0	0	0	0	16	11.6	
NORTHWESTERN	02/25/18	*	26	6-10	.600	1-2	.500	5-6	.833	4	1	5	6.3	2	1	1	1	0	18	11.8	
Totals			24	656	133-240	.554	13-39	.333	88-130	.677	75	121	196	6.3	71	34	34	32	11	367	11.8

SEASON / CAREER STATS

POINTS

SEASON: 25 VS. NORTHERN ILLINOIS (12/29/17)

REBOUNDS

SEASON: 16 VS. WISCONSIN (1/23/17)

ASSISTS

SEASON: 3, 4X, LAST VS. INDIANA (2/17/18)

BLOCKS

SEASON: 5 VS. NORTHERN ILLINOIS (12/29/17)

STEALS

SEASON: 3 VS. DRAKE (12/16/17)

MINUTES

SEASON: 30, 2X, LAST AT MICHIGAN (2/14/18)

FIELD GOALS MADE

SEASON: 10 AT MICHIGAN (2/14/18)

FIELD GOALS ATTEMPTED

SEASON: 16 AT MICHIGAN (2/14/18)

3-POINT FIELD GOALS MADE

SEASON: 3 VS. NORTHERN ILLINOIS (12/29/17)

3-POINT FIELD GOALS ATTEMPTED

SEASON: 3, 3X, LAST AT NEBRASKA (1/23/18)

FREE THROWS MADE

SEASON: 9 AT ILLINOIS (1/11/18)

FREE THROWS ATTEMPTED

SEASON: 11 VS. ALABAMA STATE (11/12/17)

- Two-time Big Ten Freshman of the Week (Nov. 13 and Jan. 2)
- Ranks second among Big Ten freshmen in rebounding (5.7), third in scoring (12.4), and fourth in field goal percentage (.539) in conference games only
- In B1G stats, ranks 10th in field goal accuracy (.554), 13th in blocked shots (1.0), and 14th in rebounding (6.3)
- Was 16-of-39 (.410) from the foul line the first 10 games; made 72 of last 91 (.791) the last 21 games combined
- Made at least one 3-pointer in each of the last three games (Indiana, Minnesota, and Northwestern)
- Led all scorers at #22/21 Michigan on Feb. 14, netting 22 points (10-16 FG, 2-2 FT)
- Netted a team-best 19 points, bolstered by 8-of-10 shooting from the field, against #3 Purdue
- Posted fourth double-double in win over Wisconsin (17 points, 16 rebounds); the 16 rebounds are the most by a Hawkeye in a single game since Adam Woodbury snagged 18 versus Wisconsin on Feb. 24, 2016
- Scored 17 of his 19 points in the second half and overtime, while also snagging 11 rebounds for his team-best third double-double of the season in a come-from-behind overtime victory at Illinois
- Registered personal bests in scoring (25), blocked shots (5), and 3-pointers (3) in win over Northern Illinois
- Fifth Hawkeye to post a double-double in either his first or second game over the last 20 years (Dean Oliver, Reggie Evans, Devon Archie, Aaron White)

PRODUCTION TRACKER

	Season	Career
Scored 10+ Points:	18	18
Scored 15+ Points:	12	12
Scored 20+ Points:	3	3
Had 5+ Assists:	0	0
Had 3+ Blocks:	4	4
Had 3+ Steals:	1	1
Made 3+ 3-Pointers:	0	0
Led Team in Scoring:	6	6
Led Team in Rebounding:	10	10
Led Team in Assists:	2	2
Led Team in Steals:	3	3
Led Team in Blocks:	12	12
Double-Double:	4	4



CAREER STATS

YEAR	G/GS	FG-A	PCT	3-PT	PCT	FT-A	PCT	RB	AVG	PF-FO	AS	TO	BK	ST	PTS	AVG
Fresh.	31/24	133-240	.554	13-39	.333	88-130	.677	196	6.3	71-1	34	34	32	11	367	11.8

15 RYAN KRIENER

Sophomore • Forward • 6-9 • 250
Spirit Lake, Iowa • Spirit Lake HS



2017-18 GAME-BY-GAME STATS

Opponent	Date	gs	min	Total		3-Pointers		Free throws		Rebounds				pts	avg					
				fg-fga	pct	3fg-fga	pct	ft-fa	pct	off	def	tot	avg			pf	a	t/o	blk	stl
CHICAGO STATE	11/10/17	14	2-3	.667	0-0	.000	0-1	.000	0	1	1	1.0	3	2	3	2	0	4	4.0	
ALABAMA STATE	11/12/17	17	2-2	1.000	0-0	.000	0-0	.000	1	3	4	2.5	4	4	0	0	1	4	4.0	
GRAMBLING STATE	11/16/17	11	2-2	1.000	0-0	.000	0-0	.000	1	0	1	2.0	1	1	1	0	0	4	4.0	
vs Louisiana	11/20/17	26	1-5	.200	0-0	.000	1-3	.333	1	3	4	2.5	5	2	0	1	2	3	3.8	
vs South Dakota State	11/21/17	10	2-2	1.000	1-1	1.000	0-0	.000	0	1	1	2.2	1	0	3	0	0	5	4.0	
vs UAB	11/22/17	11	1-1	1.000	0-0	.000	0-0	.000	0	1	1	2.0	4	0	2	0	0	2	3.7	
at Virginia Tech	11/28/17	5	0-1	.000	0-0	.000	0-0	.000	0	0	0	1.7	3	0	0	0	2	0	3.1	
PENN STATE	12/02/17	7	2-3	.667	1-1	1.000	0-0	.000	3	1	4	2.0	2	2	0	1	1	5	3.4	
at Iowa State	12/07/17	6	1-4	.250	0-1	.000	0-0	.000	2	1	3	2.1	1	0	0	0	0	2	3.2	
SOUTHERN	12/10/17	12	3-6	.500	0-1	.000	0-0	.000	0	3	3	2.2	0	2	1	1	2	6	3.5	
vs Drake	12/16/17	15	2-6	.333	0-1	.000	0-0	.000	0	2	2	2.2	2	2	0	0	0	4	3.5	
SOUTHERN UTAH	12/19/17	10	2-3	.667	0-0	.000	1-2	.500	1	3	4	2.3	0	3	1	0	1	5	3.7	
vs Colorado	12/22/17	5	1-1	1.000	0-0	.000	1-2	.500	1	1	2	2.3	0	1	2	0	0	2	3.5	
NORTHERN ILLINOIS	12/29/17	17	2-5	.400	0-1	.000	1-2	.500	2	1	3	2.4	1	2	0	0	0	5	3.6	
MICHIGAN	01/02/18	4	0-1	.000	0-0	.000	0-0	.000	0	0	0	2.2	0	1	0	0	0	0	3.2	
OHIO STATE	01/04/18	8	0-0	.000	0-0	.000	0-0	.000	1	1	2	2.2	0	0	1	1	0	0	3.4	
at Maryland	01/07/18	5	1-2	.500	0-0	.000	0-0	.000	0	0	0	2.1	3	0	1	0	0	2	3.1	
at Illinois	01/11/18	12	2-2	1.000	0-0	.000	1-2	.500	2	2	4	2.2	1	0	0	1	1	5	3.2	
at Rutgers	01/17/18	11	1-3	.333	0-0	.000	0-0	.000	1	1	2	2.2	1	1	1	0	0	2	3.2	
MICHIGAN STATE	02/06/18	2	0-0	.000	0-0	.000	0-0	.000	0	0	0	2.1	1	0	1	0	0	0	3.0	
at Ohio State	02/10/18	10	1-1	1.000	0-0	.000	0-1	.000	0	1	1	2.0	2	0	0	0	0	2	3.0	
at Michigan	02/14/18	6	1-1	1.000	0-0	.000	0-0	.000	0	0	0	1.9	0	1	2	0	0	2	2.9	
INDIANA	02/17/18	6	0-0	.000	0-0	.000	0-0	.000	0	0	0	1.8	3	0	0	0	2	0	2.8	
at Minnesota	02/21/18	14	7-11	.636	0-2	.000	1-2	.500	1	2	3	1.9	2	0	1	0	0	15	3.3	
NORTHWESTERN	02/25/18	10	1-5	.200	0-2	.000	0-2	.000	1	2	3	1.9	3	1	0	0	0	2	3.2	
Totals		0	254	37-70	.529	2-10	.200	5-15	.333	18	30	48	1.9	43	25	20	7	12	81	3.2

SEASON / CAREER STATS

POINTS

SEASON: 15 AT MINNESOTA (2/21/18)
CAREER: 15 AT MINNESOTA (2/21/18)

REBOUNDS

SEASON: 4, 5X, LAST AT ILLINOIS (1/11/18)
CAREER: 7 VS. OHIO STATE (1/28/17)

ASSISTS

SEASON: 4 VS. ALABAMA STATE (11/12/17)
CAREER: 4 VS. ALABAMA STATE (11/12/17)

BLOCKS

SEASON: 2 VS. CHICAGO STATE (11/10/17)
CAREER: 3, 2X, LAST VS. INDIANA (2/21/17)

STEALS

SEASON: 2, 4X, LAST VS. INDIANA (2/17/18)
CAREER: 2, 4X, LAST VS. INDIANA (2/17/18)

MINUTES

SEASON: 26 VS. LOUISIANA (11/20/17)
CAREER: 26 VS. LOUISIANA (11/20/17)

FIELD GOALS MADE

SEASON: 7 AT MINNESOTA (2/21/18)
CAREER: 7 AT MINNESOTA (2/21/18)

FIELD GOALS ATTEMPTED

SEASON: 11 AT MINNESOTA (2/21/18)
CAREER: 11 AT MINNESOTA (2/21/18)

3-POINT FIELD GOALS MADE

SEASON: 1, 2X, LAST VS. PENN STATE (12/2/17)
CAREER: 1, 3X, LAST VS. PENN STATE (12/2/17)

3-POINT FIELD GOALS ATTEMPTED

SEASON: 2, 2X, LAST VS. NORTHWESTERN (2/21/18)
CAREER: 2, 2X, LAST VS. NORTHWESTERN (2/21/18)

FREE THROWS MADE

SEASON: 1, 5X, LAST AT MINNESOTA (2/21/18)
CAREER: 2, 3X, LAST VS. OHIO STATE (1/28/17)


FREE THROWS ATTEMPTED

SEASON: 3 VS. LOUISIANA (11/20/17)
CAREER: 3, 3X, LAST VS. LOUISIANA (11/20/17)

- Scored a career-high 15 points, all in the second half, on 7-of-11 shooting from the field at Minnesota on Feb. 21
- Missed six games due to a concussion (Indiana, Purdue, Wisconsin, Nebraska, Minnesota, Penn State)
- Scored four points or more in 10 games this season
- Tallied five crucial points in the second half and equaled a season high with four boards in overtime win at Illinois
- Netted five points and had three rebounds in victory over Northern Illinois
- Scored a season-high six points and led team in steals with two in win over Southern University
- Tallied five points, four rebounds, one block, and one steal before leaving game in the second half due to injury Saturday versus Penn State
- Dished out a career-best four assists in win over Alabama State
- Led team in steals (2) at Virginia Tech
- Netted a season-best five points, sinking second career 3-pointer, versus SDSU at Cayman Islands Classic
- Led team in steals (2), assists (2), and blocked shots) versus Louisiana

PRODUCTION TRACKER

	Season	Career
Scored 10+ Points:	1	3
Scored 15+ Points:	1	1
Scored 20+ Points:	0	0
Had 5+ Assists:	0	0
Had 3+ Blocks:	0	2
Had 3+ Steals:	0	0
Made 3+ 3-Pointers:	0	0
Led Team in Scoring:	0	1
Led Team in Rebounding:	0	0
Led Team in Assists:	0	0
Led Team in Steals:	5	5
Led Team in Blocks:	3	6
Double-Double:	0	0



CAREER STATS

YEAR	G/GS	FG-A	PCT	3-PT	PCT	FT-A	PCT	RB	AVG	PF-FO	AS	TO	BK	ST	PTS	AVG
Fresh.	28/0	38-69	.551	1-5	.200	9-15	.600	61	2.2	39-0	11	18	9	6	86	3.1
Soph.	25/0	37-70	.529	2-10	.200	5-15	.333	48	1.9	43-1	25	20	7	12	81	3.2
TOTALS	53/0	75-139	.540	3-15	.200	14-30	.467	109	2.1	82-1	36	38	16	18	167	3.2

30 CONNOR McGAFFERY

Freshman • Guard • 6-5 • 200
Iowa City, Iowa • Iowa West HS



2017-18 GAME-BY-GAME STATS

Opponent	Date	gs	min	Total		3-Pointers		Free throws		Rebounds				pf	a	t/o	blk	stl	pts	avg
				fg-fga	pct	3fg-fga	pct	ft-fa	pct	off	def	tot	avg							
SOUTHERN	12/10/17	17	17	1-1	1.000	1-1	1.000	2-3	.667	0	3	3	3.0	0	4	1	0	1	5	5.0
vs Drake	12/16/17	9	9	0-0	.000	0-0	.000	0-0	.000	0	0	0	1.5	0	0	0	0	0	0	2.5
SOUTHERN UTAH	12/19/17	15	15	0-1	.000	0-1	.000	0-0	.000	0	1	1	1.3	1	2	0	0	0	0	1.7
vs Colorado	12/22/17	12	12	1-1	1.000	0-0	.000	1-1	1.000	0	0	0	1.0	1	1	3	0	1	3	2.0
Totals		0	53	2-3	.667	1-2	.500	3-4	.750	0	4	4	1.0	2	7	4	0	2	8	2.0

SEASON / CAREER STATS

POINTS

SEASON: 5 vs. SOUTHERN (12/10/17)

REBOUNDS

SEASON: 3 vs. SOUTHERN (12/10/17)

ASSISTS

SEASON: 4 vs. SOUTHERN (12/10/17)

BLOCKS

SEASON: - - -

STEALS

SEASON: 1 vs. SOUTHERN (12/10/17)

MINUTES

SEASON: 17 vs. SOUTHERN (12/10/17)

FIELD GOALS MADE

SEASON: 1 vs. SOUTHERN (12/10/17)

FIELD GOALS ATTEMPTED

SEASON: 1, 2x, LAST vs. SOUTHERN UTAH (12/19/17)

3-POINT FIELD GOALS MADE

SEASON: 1 vs. SOUTHERN (12/10/17)

3-POINT FIELD GOALS ATTEMPTED

SEASON: 1, 2x, LAST vs. SOUTHERN UTAH (12/19/17)

FREE THROWS MADE

SEASON: 2 vs. SOUTHERN (12/10/17)

FREE THROWS ATTEMPTED

SEASON: 3 vs. SOUTHERN (12/10/17)

- Underwent tonsillectomy on Dec. 26; out indefinitely
- Missed first two games due to a sprained ankle
- Missed following eight outings due to illness (mono)
- Played in first collegiate game on Dec. 10 in win over Southern University, collecting five points, four assists, three rebounds, and one steal

PRODUCTION TRACKER

	Season	Career
Scored 10+ Points:	0	0
Scored 15+ Points:	0	0
Scored 20+ Points:	0	0
Had 5+ Assists:	0	0
Had 3+ Blocks:	0	0
Had 3+ Steals:	0	0
Made 3+ 3-Pointers:	0	0
Led Team in Scoring:	0	0
Led Team in Rebounding:	0	0
Led Team in Assists:	0	0
Led Team in Steals:	0	0
Led Team in Blocks:	0	0
Double-Double:	0	0



CAREER STATS

YEAR	G/GS	FG-A	PCT	3-PT	PCT	FT-A	PCT	RB	AVG	PF-FO	AS	TO	BK	ST	PTS	AVG
Fresh.	4/0	2-3	.667	1-2	.500	3-4	.750	4	1.0	2-0	7	4	0	2	8	2.0

4 ISAIAH MOSS

RS-Sophomore • Guard • 6-5 • 205
Chicago, Illinois • Simeon HS



2017-18 GAME-BY-GAME STATS

Opponent	Date	gs	min	Total		3-Pointers		Free throws		Rebounds				pts	avg						
				fg-fga	pct	3fg-fga	pct	ft-fa	pct	off	def	tot	avg			pf	a	t/o	blk	stl	
CHICAGO STATE	11/10/17	*	13	5-7	.714	4-6	.667	0-0	.000	0	1	1	1.0	2	1	1	0	1	14	14.0	
ALABAMA STATE	11/12/17	*	18	4-7	.571	2-5	.400	2-2	1.000	0	2	2	1.5	3	1	2	1	0	12	13.0	
GRAMBLING STATE	11/16/17	*	30	4-9	.444	3-6	.500	4-4	1.000	0	2	2	1.7	3	1	0	0	2	15	13.7	
vs Louisiana	11/20/17	*	20	6-17	.353	2-5	.400	10-10	1.000	2	1	3	2.0	4	1	1	0	0	24	16.3	
vs South Dakota State	11/21/17	*	32	8-16	.500	2-7	.286	0-0	.000	0	2	2	2.0	1	3	4	0	2	18	16.6	
vs UAB	11/22/17	*	32	5-11	.455	1-2	.500	1-2	.500	0	2	2	2.0	2	4	1	0	1	12	15.8	
at Virginia Tech	11/28/17	*	22	1-6	.167	0-2	.000	0-0	.000	0	2	2	2.0	2	1	4	0	0	2	13.9	
PENN STATE	12/02/17	*	31	6-13	.462	1-3	.333	0-0	.000	0	3	3	2.1	2	2	4	0	1	13	13.8	
at Indiana	12/04/17	*	17	1-5	.200	0-1	.000	0-0	.000	0	4	4	2.3	0	1	2	0	0	2	12.4	
at Iowa State	12/07/17	*	17	2-8	.250	0-4	.000	0-0	.000	0	2	2	2.3	0	1	1	1	0	4	11.6	
SOUTHERN	12/10/17	*	21	4-10	.400	4-9	.444	0-0	.000	1	1	2	2.3	0	2	0	0	1	12	11.6	
vs Drake	12/16/17	*	22	4-8	.500	1-4	.250	0-0	.000	0	0	0	2.1	1	2	0	0	1	9	11.4	
SOUTHERN UTAH	12/19/17	*	24	6-14	.429	3-8	.375	1-1	1.000	1	2	3	2.2	2	1	1	0	2	16	11.8	
vs Colorado	12/22/17	*	32	5-12	.417	0-4	.000	6-8	.750	0	4	4	2.3	4	2	3	0	0	16	12.1	
NORTHERN ILLINOIS	12/29/17	*	25	4-7	.571	3-4	.750	0-0	.000	0	1	1	2.2	0	5	1	0	1	11	12.0	
MICHIGAN	01/02/18	*	23	2-4	.500	0-2	.000	2-2	1.000	0	0	0	2.1	2	1	1	1	0	6	11.6	
OHIO STATE	01/04/18	*	21	3-10	.300	1-2	.500	0-2	.000	2	2	4	2.2	2	3	2	1	0	7	11.4	
at Maryland	01/07/18	*	32	10-16	.625	4-6	.667	1-1	1.000	0	1	1	2.1	0	2	1	0	1	25	12.1	
at Illinois	01/11/18	*	33	4-11	.364	0-4	.000	4-4	1.000	0	2	2	2.1	1	0	1	0	1	12	12.1	
at Rutgers	01/17/18	*	22	1-6	.167	0-3	.000	0-0	.000	0	0	0	2.0	0	1	0	1	0	2	11.6	
PURDUE	01/20/18	*	15	1-7	.143	1-3	.333	0-0	.000	1	2	3	2.0	0	5	0	0	0	3	11.2	
WISCONSIN	01/23/18	*	30	5-12	.417	3-4	.750	2-2	1.000	0	3	3	2.1	0	4	1	0	3	15	11.4	
at Nebraska	01/27/18	*	18	1-6	.167	0-1	.000	0-0	.000	1	1	2	2.1	1	4	1	0	1	2	11.0	
MINNESOTA	01/30/18	*	24	5-10	.500	4-6	.667	2-2	1.000	0	3	3	2.1	2	1	2	0	1	16	11.2	
at Penn State	02/03/18	*	21	1-6	.167	0-1	.000	2-2	1.000	0	1	1	2.1	0	1	0	0	0	4	10.9	
MICHIGAN STATE	02/06/18	*	27	3-8	.375	1-3	.333	4-5	.800	2	2	4	2.2	3	4	1	0	0	11	10.9	
at Ohio State	02/10/18	*	20	2-7	.286	1-3	.333	2-2	1.000	1	2	3	2.2	1	0	0	1	0	7	10.7	
at Michigan	02/14/18	*	26	4-8	.500	1-2	.500	3-3	1.000	1	2	3	2.2	2	2	2	0	2	12	10.8	
INDIANA	02/17/18	*	18	2-4	.500	1-3	.333	0-0	.000	0	1	1	2.2	0	0	2	0	0	5	10.6	
at Minnesota	02/21/18	*	31	12-18	.667	4-7	.571	4-5	.800	0	2	2	2.2	2	0	0	0	0	32	11.3	
NORTHWESTERN	02/25/18	*	26	4-8	.500	2-3	.667	2-2	1.000	2	0	2	2.2	1	1	0	0	0	12	11.3	
Totals			31	743	125-291	.430	49-123	.398	52-59	.881	14	53	67	2.2	43	57	39	6	21	351	11.3

SEASON / CAREER STATS

POINTS

SEASON: 32 AT MINNESOTA (2/21/18)
CAREER: 32 AT MINNESOTA (2/21/18)

REBOUNDS

SEASON: 4, 4X, LAST VS. MICH STATE (2/6/18)
CAREER: 6 VS. STETSON (12/5/16)

ASSISTS

SEASON: 5, 2X, LAST VS. PURDUE (1/20/18)
CAREER: 5, 3X, LAST VS. PURDUE (1/20/18)

BLOCKS

SEASON: 1, 6X, LAST AT OHIO STATE (2/10/18)
CAREER: 2, 3X, LAST VS. S. DAKOTA (3/15/17)

STEALS

SEASON: 3 VS. WISCONSIN (1/23/18)
CAREER: 5 VS. INDIANA (3/9/17)

MINUTES

SEASON: 33 AT ILLINOIS (1/11/18)
CAREER: 37 AT NEBRASKA (1/5/17)

FIELD GOALS MADE

SEASON: 12 AT MINNESOTA (2/21/18)
CAREER: 12 AT MINNESOTA (2/21/18)

FIELD GOALS ATTEMPTED

SEASON: 18 AT MINNESOTA (2/21/18)
CAREER: 18 AT MINNESOTA (2/21/18)

3-POINT FIELD GOALS MADE

SEASON: 4, 5X LAST AT AT MINNESOTA (2/21/18)
CAREER: 5 VS. STETSON (12/5/16)

3-POINT FIELD GOALS ATTEMPTED

SEASON: 9 VS. SOUTHERN (12/10/17)
CAREER: 9, 2X, LAST VS. SOUTHERN (12/10/17)

FREE THROWS MADE

SEASON: 10 VS. LOUISIANA (11/20/17)
CAREER: 10 VS. LOUISIANA (11/20/17)

FREE THROWS ATTEMPTED

SEASON: 10 VS. LOUISIANA (11/20/17)
CAREER: 10 VS. LOUISIANA (11/20/17)

- Poured in a career-high 32 points, 19 in the final 1:36, equaling a season-high four 3-pointers at Minnesota
- Ranks fourth on the team, averaging 11.3 points per game
- Scored in double figures 19 times, third most on the squad
- Registered double figures in three (at Michigan, at Minnesota, vs. Northwestern) of the last four contests
- Netted eight of his 11 points in the second half versus #4 Michigan State
- Tallied 16 points, 13 in the second half, bolstered by 4-of-6 shooting from 3-point range in win over Minnesota
- Credited with a season-high three steals, all in the first half, while also scoring 15 points in win over Wisconsin
- Dished out a team-best five assists with zero turnovers against #3 Purdue
- Netted a career-best 25 points, bolstered by 4-of-6 shooting from 3-point territory, at Maryland
- Tied career high with five assists and netted 11 points, bolstered by 3-of-4 shooting from 3-point range, in win over NIU
- Voted to the Cayman Islands Classic All-Tournament Team, averaging 18 points in three games played
- Poured in a career-best 24 points, bolstered by a perfect 10-of-10 at the FT line, versus Louisiana
- Registered team bests in scoring (18) and steals (2) versus South Dakota State

PRODUCTION TRACKER

	Season	Career
Scored 10+ Points:	19	28
Scored 15+ Points:	9	13
Scored 20+ Points:	3	4
Had 5+ Assists:	2	3
Had 3+ Blocks:	0	0
Had 3+ Steals:	1	2
Made 3+ 3-Pointers:	7	11
Led Team in Scoring:	5	5
Led Team in Rebounding:	0	0
Led Team in Assists:	3	3
Led Team in Steals:	7	10
Led Team in Blocks:	4	11
Double-Double:	0	0



CAREER STATS

YEAR	G/GS	FG-A	PCT	3-PT	PCT	FT-A	PCT	RB	AVG	PF-FO	AS	TO	BK	ST	PTS	AVG
Fresh.	34/28	84-204	.412	29-81	.358	23-31	.742	55	1.6	42-1	29	36	13	19	220	6.5
Soph.	31/31	125-291	.430	49-123	.398	52-59	.881	67	2.2	43-0	57	39	6	21	351	11.3
TOTALS	65/59	209-495	.422	78-204	.382	75-90	.833	122	1.9	85-1	86	75	19	40	571	8.8

2 JACK NUNGE

Freshman • Forward • 6-11 • 225
Newburgh, Indiana • New Castle HS



2017-18 GAME-BY-GAME STATS

Opponent	Date	gs	min	Total		3-Pointers		Free throws		Rebounds				pts	avg						
				fg-fga	pct	3fg-fga	pct	ft-fa	pct	off	def	tot	avg			pf	a	t/o	blk	stl	
CHICAGO STATE	11/10/17		19	2-4	.500	0-1	.000	6-7	.857	1	3	4	4.0	1	0	2	1	4	10	10.0	
ALABAMA STATE	11/12/17		20	2-6	.333	2-4	.500	0-0	.000	2	3	5	4.5	1	1	1	2	3	6	8.0	
GRAMBLING STATE	11/16/17		27	6-8	.750	3-5	.600	2-4	.500	1	6	7	5.3	0	2	0	1	0	17	11.0	
vs Louisiana	11/20/17		28	3-6	.500	0-1	.000	3-5	.600	2	0	2	4.5	1	0	4	0	1	9	10.5	
vs South Dakota State	11/21/17		25	5-5	1.000	2-2	1.000	2-4	.500	1	1	2	4.0	2	1	2	0	1	14	11.2	
vs UAB	11/22/17	*	14	0-3	.000	0-1	.000	0-0	.000	1	2	3	3.8	2	3	0	0	0	0	9.3	
at Virginia Tech	11/28/17		20	2-4	.500	0-1	.000	0-0	.000	2	4	6	4.1	1	0	1	0	1	4	8.6	
PENN STATE	12/02/17		15	1-1	1.000	0-0	.000	0-0	.000	0	1	1	3.8	2	0	2	3	0	2	7.8	
at Indiana	12/04/17	*	26	4-8	.500	2-4	.500	2-2	1.000	1	5	6	4.0	3	1	0	1	1	12	8.2	
at Iowa State	12/07/17	*	23	7-14	.500	1-5	.200	1-3	.333	4	4	8	4.4	4	4	0	1	0	16	9.0	
SOUTHERN	12/10/17	*	20	2-5	.400	1-2	.500	6-6	1.000	0	2	2	4.2	1	2	1	4	0	11	9.2	
vs Drake	12/16/17	*	10	2-3	.667	0-0	.000	1-1	1.000	0	0	0	3.8	2	0	2	1	0	5	8.8	
SOUTHERN UTAH	12/19/17	*	21	4-5	.800	0-1	.000	1-2	.500	0	4	4	3.8	0	4	1	1	0	9	8.8	
vs Colorado	12/22/17	*	10	1-2	.500	0-1	.000	1-1	1.000	0	1	1	3.6	0	1	0	0	0	3	8.4	
NORTHERN ILLINOIS	12/29/17	*	21	3-8	.375	1-4	.250	0-0	.000	1	1	2	3.5	0	1	1	2	2	7	8.3	
MICHIGAN	01/02/18	*	8	1-3	.333	0-2	.000	0-0	.000	0	0	0	3.3	1	2	0	0	0	2	7.9	
OHIO STATE	01/04/18		8	1-3	.333	1-1	1.000	0-0	.000	1	1	2	3.2	1	0	2	0	0	3	7.6	
at Maryland	01/07/18		3	0-0	.000	0-0	.000	0-0	.000	0	1	1	3.1	0	0	0	0	0	0	7.2	
at Illinois	01/11/18		3	0-0	.000	0-0	.000	0-0	.000	0	0	0	2.9	2	0	1	0	1	0	6.8	
at Rutgers	01/17/18		10	1-2	.500	0-0	.000	0-0	.000	1	1	2	2.9	3	0	1	0	0	2	6.6	
PURDUE	01/20/18		12	0-3	.000	0-2	.000	0-0	.000	1	1	2	2.9	1	2	1	1	2	0	6.3	
WISCONSIN	01/23/18		2	1-1	1.000	0-0	.000	0-0	.000	0	0	0	2.7	1	0	0	0	0	2	6.1	
at Nebraska	01/27/18		22	1-5	.200	1-2	.500	2-2	1.000	1	3	4	2.8	1	1	1	1	1	5	6.0	
MINNESOTA	01/30/18		14	2-5	.400	2-3	.667	0-0	.000	3	0	3	2.8	1	1	0	2	0	6	6.0	
at Penn State	02/03/18		22	2-7	.286	0-0	.000	0-0	.000	2	0	2	2.8	1	0	0	0	0	4	6.0	
MICHIGAN STATE	02/06/18		15	1-3	.333	0-1	.000	0-0	.000	1	1	2	2.7	0	2	2	0	1	2	5.8	
at Ohio State	02/10/18		21	6-12	.500	1-4	.250	5-5	1.000	3	2	5	2.8	0	1	0	0	0	18	6.3	
at Michigan	02/14/18	*	12	0-4	.000	0-2	.000	0-0	.000	1	0	1	2.8	1	1	2	1	0	0	6.0	
INDIANA	02/17/18	*	21	2-3	.667	2-3	.667	2-2	1.000	0	5	5	2.8	1	1	2	2	1	8	6.1	
at Minnesota	02/21/18	*	17	3-6	.500	0-2	.000	0-0	.000	2	2	4	2.9	1	3	1	1	2	6	6.1	
NORTHWESTERN	02/25/18		9	0-5	.000	0-2	.000	0-1	.000	2	1	3	2.9	1	0	0	0	0	0	5.9	
Totals			12	498	65-144	.451	19-56	.339	34-45	.756	34	55	89	2.9	36	34	30	25	21	183	5.9

SEASON / CAREER STATS

POINTS

SEASON: 18 AT OHIO STATE (2/10/18)

REBOUNDS

SEASON: 8 AT IOWA STATE (12/7/17)

ASSISTS

SEASON: 4, 2X, LAST VS. SOUTHERN UTAH (12/19/17)

BLOCKS

SEASON: 4 VS. SOUTHERN (12/10/17)

STEALS

SEASON: 4 VS. CHICAGO STATE (11/10/17)

MINUTES

SEASON: 28 VS. LOUISIANA (11/20/17)

FIELD GOALS MADE

SEASON: 7 AT IOWA STATE (12/7/17)

FIELD GOALS ATTEMPTED

SEASON: 14 AT IOWA STATE (12/7/17)

3-POINT FIELD GOALS MADE

SEASON: 3 VS. GRAMBLING STATE (11/16/17)

3-POINT FIELD GOALS ATTEMPTED

SEASON: 5, 2X, LAST AT IOWA STATE (12/7/17)

FREE THROWS MADE

SEASON: 6, 2X, LAST VS. SOUTHERN (12/10/17)

FREE THROWS ATTEMPTED

SEASON: 7 VS. CHICAGO STATE (11/10/17)

- Started three of last four contests at small forward
- Ranks second on the team in blocked shots (25) and steals (21)
- Led team in scoring, netting a season-best 18 points, while also grabbing a team-best five rebounds at #14 Ohio State
- Led team in blocks (2), while also making two 3-pointers and grabbing three rebounds in win over Minnesota
- Scored in double figures for the sixth time, and third straight game, with 11 points and denied a game and personal-best four shots in win over Southern University (Dec. 10)
- Grabbed a game-high eight rebounds to go along with 16 points at Iowa State
- Netted 12 points and snagged a team-best six rebounds at Indiana
- Rejected a game-best three shots and made only field goal attempt versus Penn State
- Netted double figures in three of Iowa's first six games (Chicago State, Grambling State, South Dakota State)
- Dished out a career-best three assists in first career start in Iowa's win over UAB
- Scored 14 points, bolstered by 5-of-5 shooting from the field and 2-of-2 from 3-point range, versus SDSU
- Posted season bests in scoring (17), rebounding (7), and 3-pointers made (3) in win over Grambling State

PRODUCTION TRACKER

	Season	Career
Scored 10+ Points:	7	7
Scored 15+ Points:	3	3
Scored 20+ Points:	0	0
Had 5+ Assists:	0	0
Had 3+ Blocks:	0	0
Had 3+ Steals:	2	2
Made 3+ 3-Pointers:	1	1
Led Team in Scoring:	2	2
Led Team in Rebounding:	3	3
Led Team in Assists:	0	0
Led Team in Steals:	6	6
Led Team in Blocks:	9	9
Double-Double:	0	0



CAREER STATS

YEAR	G/GS	FG-A	PCT	3-PT	PCT	FT-A	PCT	RB	AVG	PF-FO	AS	TO	BK	ST	PTS	AVG
Fresh.	31/12	65-144	.451	19-56	.339	34-45	.756	89	2.9	36-0	34	30	25	21	183	5.9

35 CORDELL PEMSL

Sophomore • Forward • 6-8 • 240
Dubuque, Iowa • Wahlert HS



2017-18 GAME-BY-GAME STATS

Opponent	Date	gs	min	Total		3-Pointers		Free throws		Rebounds				pts	avg					
				fg-fga	pct	3fg-fga	pct	ft-fa	pct	off	def	tot	avg			pf	a	t/o	blk	stl
CHICAGO STATE	11/10/17	13	2-5	400	0-0	.000	1-3	.333	1	4	5	5.0	4	1	2	0	0	5	5.0	
ALABAMA STATE	11/12/17	24	6-9	.667	0-0	.000	3-8	.375	4	1	5	5.0	1	1	2	1	1	15	10.0	
GRAMBLING STATE	11/16/17	13	0-0	.000	0-0	.000	3-4	.750	1	1	2	4.0	1	1	3	0	0	3	7.7	
vs Louisiana	11/20/17	18	2-3	.667	0-0	.000	0-0	.000	1	7	8	5.0	2	1	2	1	0	4	6.8	
vs South Dakota State	11/21/17	12	0-1	.000	0-0	.000	2-2	1.000	0	3	3	4.6	1	2	1	0	0	2	5.8	
vs UAB	11/22/17	16	0-1	.000	0-0	.000	1-4	.250	0	5	5	4.7	0	4	0	1	0	1	5.0	
at Virginia Tech	11/28/17	21	2-8	.250	0-0	.000	2-2	1.000	7	7	14	6.0	1	6	0	1	0	6	5.1	
PENN STATE	12/02/17	19	4-6	.667	0-0	.000	2-4	.500	0	5	5	5.9	2	1	2	0	0	10	5.8	
at Indiana	12/04/17	18	1-4	.250	0-0	.000	0-1	.000	0	2	2	5.4	2	1	2	1	1	2	5.3	
at Iowa State	12/07/17	17	5-6	.833	0-0	.000	0-0	.000	4	4	8	5.7	1	3	1	0	0	10	5.8	
vs Drake	12/16/17	12	2-3	.667	0-0	.000	2-3	.667	3	5	8	5.9	1	1	1	0	0	6	5.8	
SOUTHERN UTAH	12/19/17	9	3-3	1.000	0-0	.000	2-2	1.000	0	4	4	5.8	1	0	1	0	1	8	6.0	
vs Colorado	12/22/17	25	3-7	.429	0-0	.000	4-5	.800	4	4	8	5.9	1	2	1	2	0	10	6.3	
NORTHERN ILLINOIS	12/29/17	23	4-8	.500	0-0	.000	1-2	.500	0	4	4	5.8	2	4	1	1	1	9	6.5	
MICHIGAN	01/02/18	17	2-3	.667	0-0	.000	2-2	1.000	0	4	4	5.7	2	2	0	0	0	6	6.5	
OHIO STATE	01/04/18	18	0-1	.000	0-0	.000	1-2	.500	0	5	5	5.6	1	1	2	0	0	1	6.1	
at Maryland	01/07/18	21	0-2	.000	0-0	.000	2-2	1.000	0	2	2	5.4	1	2	3	0	0	2	5.9	
at Illinois	01/11/18	7	2-2	1.000	0-0	.000	0-0	.000	2	1	3	5.3	4	0	2	0	0	4	5.8	
at Rutgers	01/17/18	17	2-3	.667	0-0	.000	0-0	.000	2	4	6	5.3	1	1	0	0	0	4	5.7	
PURDUE	01/20/18	18	1-3	.333	0-0	.000	0-0	.000	2	4	6	5.4	2	0	1	0	0	2	5.5	
WISCONSIN	01/23/18	29	2-2	1.000	0-0	.000	7-8	.875	1	6	7	5.4	4	1	3	1	0	11	5.8	
at Nebraska	01/27/18	18	5-6	.833	0-0	.000	0-1	.000	0	2	2	5.3	2	2	1	0	0	10	6.0	
MINNESOTA	01/30/18	21	4-4	1.000	0-0	.000	2-3	.667	0	6	6	5.3	2	2	1	0	0	10	6.1	
at Penn State	02/03/18	19	3-6	.500	0-0	.000	3-5	.600	1	2	3	5.2	2	0	3	0	0	9	6.3	
MICHIGAN STATE	02/06/18	19	4-4	1.000	0-0	.000	3-4	.750	2	5	7	5.3	3	2	0	1	1	11	6.4	
at Ohio State	02/10/18	12	2-2	1.000	0-0	.000	0-0	.000	1	0	1	5.1	1	1	1	0	0	4	6.3	
at Michigan	02/14/18	18	1-5	.200	0-0	.000	0-0	.000	0	3	3	5.0	2	2	2	0	1	2	6.2	
INDIANA	02/17/18	7	1-1	1.000	0-0	.000	0-0	.000	0	1	1	4.9	0	1	0	0	0	2	6.0	
at Minnesota	02/21/18	13	0-3	.000	0-0	.000	1-2	.500	0	0	0	4.7	1	1	1	0	0	1	5.9	
NORTHWESTERN	02/25/18	10	1-2	.500	0-0	.000	2-2	1.000	0	0	0	4.6	2	0	2	0	0	4	5.8	
Totals		0	504	64-113	.566	0-0	.000	46-71	.648	36	101	137	4.6	50	46	41	10	6	174	5.8

SEASON / CAREER STATS

POINTS

SEASON: 15 VS. ALABAMA STATE (11/12/17)
CAREER: 21 VS. STETSON (12/5/16)

REBOUNDS

SEASON: 14 AT VIRGINIA TECH (11/28/17)
CAREER: 14 AT VIRGINIA TECH (11/28/17)

ASSISTS

SEASON: 6 AT VIRGINIA TECH (11/28/17)
CAREER: 6 AT VIRGINIA TECH (11/28/17)

BLOCKS

SEASON: 2 VS. COLORADO (12/22/17)
CAREER: 3 VS. RUTGERS (1/8/17)

STEALS

SEASON: 1, 6X, LAST AT. MICHIGAN (2/14/18)
CAREER: 4 VS. SOUTH DAKOTA (3/15/17)

MINUTES

SEASON: 29 VS. WISCONSIN (1/23/18)
CAREER: 34 AT NEBRASKA (1/5/17)

FIELD GOALS MADE

SEASON: 6 VS. ALABAMA STATE (11/12/17)
CAREER: 9 VS. STETSON (12/5/16)

FIELD GOALS ATTEMPTED

SEASON: 9 VS. ALABAMA STATE (11/12/17)
CAREER: 12 VS. INDIANA (3/9/17)

3-POINT FIELD GOALS MADE

SEASON: ---
CAREER: ---

3-POINT FIELD GOALS ATTEMPTED

SEASON: ---
CAREER: 1 VS. SETON HALL (11/17/16)

FREE THROWS MADE

SEASON: 7 VS. WISCONSIN (1/23/18)
CAREER: 7 VS. WISCONSIN (1/23/18)

FREE THROWS ATTEMPTED

SEASON: 8, 2X, LAST VS. WISCONSIN (1/23/18)
CAREER: 8, 3X, LAST VS. WISCONSIN (1/23/18)

- Led team in rebounding (7), while also scoring nine of his 11 points in the second half versus #4 Michigan State
- Attempted at least one free throw in 22 of 30 games played
- Ranks fourth on the squad in rebounding, pulling down 4.6 per contest
- Snagged eight rebounds and scored six points in 26-point win over Drake
- Posted team highs in rebounding (8), assists (2), and blocks (2) while also scoring 10 points in win over Colorado
- Missed Southern University game due to deep laceration of right leg sustained at Iowa State
- Registered 10 points, three assists, and a team-best eight rebounds before leaving game due to injury at ISU
- Posted game and career highs in rebounding (14) and assists (6) at Virginia Tech
- Tallied a game-best 15 points, bolstered by 6-of-9 shooting from the field, in Iowa's win over Alabama State
- Shared team high assists honors with a season-best four in Iowa's win over UAB
- Made a school single-season record 61.7 percent of his field goal attempts as a freshman, besting Russ Millard's 60.9 percent set in 1996

PRODUCTION TRACKER

	Season	Career
Scored 10+ Points:	7	22
Scored 15+ Points:	1	6
Scored 20+ Points:	0	1
Had 5+ Assists:	1	2
Had 3+ Blocks:	0	1
Had 3+ Steals:	0	0
Made 3+ 3-Pointers:	0	0
Led Team in Scoring:	1	3
Led Team in Rebounding:	5	11
Led Team in Assists:	3	3
Led Team in Steals:	1	6
Led Team in Blocks:	4	13
Double-Double:	0	1



CAREER STATS

YEAR	G/GS	FG-A	PCT	3-PT	PCT	FT-A	PCT	RB	AVG	PF-FO	AS	TO	BK	ST	PTS	AVG
Fresh.	34/14	116-188	.617	0-1	.000	69-120	.575	169	5.0	84-0	37	53	24	25	301	8.9
Soph.	30/0	64-113	.566	0-0	.000	46-71	.648	137	4.6	50-0	46	41	10	6	174	5.8
TOTALS	64/14	180-301	.598	0-1	.000	115-191	.602	306	4.8	134-0	83	94	34	31	475	7.4

11 CHARLIE ROSE

Senior • Guard • 6-4 • 190
Elmhurst, Illinois • York Community



2017-18 GAME-BY-GAME STATS

Opponent	Date	gs	min	Total		3-Pointers		Free throws		Rebounds				pf	a	t/o	blk	stl	pts	avg
				fg-fga	pct	3fg-fga	pct	ft-fa	pct	off	def	tot	avg							
CHICAGO STATE	11/10/17	3		0-0	.000	0-0	.000	0-0	.000	0	0	0	0.0	1	0	0	0	0	0	0.0
ALABAMA STATE	11/12/17	4		1-2	.500	0-1	.000	0-0	.000	1	0	1	0.5	0	0	1	0	0	2	1.0
SOUTHERN	12/10/17	2		0-1	.000	0-1	.000	0-0	.000	0	1	1	0.7	0	0	0	0	0	0	0.7
vs Drake	12/16/17	1		1-1	1.000	0-0	.000	0-0	.000	0	0	0	0.5	0	0	0	0	0	2	1.0
SOUTHERN UTAH	12/19/17	2		0-1	.000	0-1	.000	0-0	.000	0	1	1	0.6	0	1	1	0	0	0	0.8
NORTHERN ILLINOIS	12/29/17	2		0-0	.000	0-0	.000	0-0	.000	0	0	0	0.5	0	1	0	0	0	0	0.7
PURDUE	01/20/18	0		1-1	1.000	0-0	.000	0-0	.000	0	0	0	0.4	0	0	0	0	0	2	0.9
NORTHWESTERN	02/25/18	0		0-0	.000	0-0	.000	0-0	.000	0	0	0	0.4	0	0	0	0	0	0	0.8
Totals		0	14	3-6	.500	0-3	.000	0-0	.000	1	2	3	0.4	1	2	2	0	0	6	0.8

SEASON / CAREER STATS

POINTS

SEASON: 2, 2X, LAST VS. PURDUE (1/20/18)
CAREER: 3 VS. NORTH DAKOTA ST (11/17/14)

REBOUNDS

SEASON: 1, 3X, LAST VS. SOUTHERN UTAH (12/19/17)
CAREER: 1, 4X, LAST VS. SOUTHERN UTAH (12/19/17)

ASSISTS

SEASON: 1, 2X, LAST VS. N. ILLINOIS (12/29/17)
CAREER: 1, 3X, LAST VS. SOUTHERN UTAH (12/19/17)

BLOCKS

SEASON: ---
CAREER: ---

STEALS

SEASON: ---
CAREER: ---

MINUTES

SEASON: 3 VS. CHICAGO STATE (11/10/17)
CAREER: 3, 4X, LAST VS. CHICAGO ST (11/10/17)

FIELD GOALS MADE

SEASON: 1, 2X, LAST VS. PURDUE (1/20/18)
CAREER: 1, 4X, LAST VS. PURDUE (1/20/18)

FIELD GOALS ATTEMPTED

SEASON: 2 VS. ALABAMA STATE (11/12/17)
CAREER: 2, 2X, LAST VS. ALABAMA ST (11/12/17)

3-POINT FIELD GOALS MADE

SEASON: ---
CAREER: 1 VS. NORTH DAKOTA ST (11/17/14)

3-POINT FIELD GOALS ATTEMPTED

SEASON: 1, 3X, LAST VS. SOUTHERN UTAH (12/19/17)
CAREER: 1, 4X, LAST VS. SOUTHERN UTAH (12/19/17)

FREE THROWS MADE

SEASON: ---
CAREER: ---


FREE THROWS ATTEMPTED

SEASON: ---
CAREER: ---

- Non-scholarship athlete
- Scored a basket in the final seconds against #3 Purdue
- Had an assist in victory over Northern Illinois
- Played in eight games this season, scoring his first bucket in win over Alabama State
- Scored a bucket in the remaining seconds in Iowa's 26-point win over Drake

PRODUCTION TRACKER

	Season	Career
Scored 10+ Points:	0	0
Scored 15+ Points:	0	0
Scored 20+ Points:	0	0
Had 5+ Assists:	0	0
Had 3+ Blocks:	0	0
Had 3+ Steals:	0	0
Made 3+ 3-Pointers:	0	0
Led Team in Scoring:	0	0
Led Team in Rebounding:	0	0
Led Team in Assists:	0	0
Led Team in Steals:	0	0
Led Team in Blocks:	0	0
Double-Double:	0	0



CAREER STATS

YEAR	G/GS	FG-A	PCT	3-PT	PCT	FT-A	PCT	RB	AVG	PF-FO	AS	TO	BK	ST	PTS	AVG
Fresh.	8/0	1-1	1.000	1-1	1.000	0-0	.000	0	0.0	0-0	1	1	0	0	3	0.4
Junior	7/0	1-3	.333	0-1	.000	0-0	.000	1	0.2	3-0	1	1	0	0	2	0.3
Senior	8/0	3-6	.500	0-3	.000	0-0	.000	3	0.4	1-0	2	2	0	0	6	0.8
TOTALS	23/0	5-10	.500	1-5	.200	0-0	.000	4	0.2	4-0	4	4	0	0	11	0.5

20 RILEY TILL

RS-Freshman • Forward • 6-7 • 200
Dubuque, Iowa • Wahlert HS



2017-18 GAME-BY-GAME STATS

Opponent	Date	gs	min	Total		3-Pointers		Free throws		Rebounds				pf	a	t/o	blk	stl	pts	avg
				fg-fga	pct	3fg-fga	pct	ft-fa	pct	off	def	tot	avg							
CHICAGO STATE	11/10/17	5		0-0	.000	0-0	.000	0-0	.000	0	1	1	1.0	0	0	1	0	1	0	0.0
ALABAMA STATE	11/12/17	4		0-1	.000	0-1	.000	0-0	.000	0	0	0	0.5	0	0	0	0	0	0.0	
vs South Dakota State	11/21/17	0		0-0	.000	0-0	.000	0-0	.000	0	0	0	0.3	0	0	0	0	0	0.0	
SOUTHERN	12/10/17	4		0-2	.000	0-2	.000	0-0	.000	0	0	0	0.3	1	0	0	0	0	0.0	
vs Drake	12/16/17	2		0-0	.000	0-0	.000	0-0	.000	0	0	0	0.2	0	0	0	0	0	0.0	
SOUTHERN UTAH	12/19/17	3		1-1	1.000	0-0	.000	0-0	.000	0	0	0	0.2	1	0	0	0	0	2 0.3	
NORTHERN ILLINOIS	12/29/17	2		0-1	.000	0-1	.000	0-0	.000	0	0	0	0.1	0	0	0	0	1	0 0.3	
PURDUE	01/20/18	2		0-0	.000	0-0	.000	0-0	.000	0	0	0	0.1	0	0	0	0	0	0 0.3	
Totals		0	22	1-5	.200	0-4	.000	0-0	.000	0	1	1	0.1	2	0	1	0	2	2 0.3	

SEASON / CAREER STATS

POINTS

SEASON: 2 vs. SOUTHERN UTAH (12/19/17)

REBOUNDS

SEASON: 1 vs. ALABAMA STATE (11/12/17)

ASSISTS

SEASON: ---

BLOCKS

SEASON: ---

STEALS

SEASON: 1, 2X, LAST vs. N. ILLINOIS (12/29/17)

MINUTES

SEASON: 5 vs. CHICAGO STATE (11/10/17)

FIELD GOALS MADE

SEASON: 1 vs. SOUTHERN UTAH (12/19/17)

FIELD GOALS ATTEMPTED

SEASON: 2 vs. SOUTHERN (12/10/17)

3-POINT FIELD GOALS MADE

SEASON: ---

3-POINT FIELD GOALS ATTEMPTED

SEASON: 2 vs. SOUTHERN (12/10/17)

FREE THROWS MADE

SEASON: ---


FREE THROWS ATTEMPTED

SEASON: ---

- Non-scholarship athlete
- Played limited minutes in eight games this season
- Redshirted last season as a true freshman

PRODUCTION TRACKER

	Season	Career
Scored 10+ Points:	0	0
Scored 15+ Points:	0	0
Scored 20+ Points:	0	0
Had 5+ Assists:	0	0
Had 3+ Blocks:	0	0
Had 3+ Steals:	0	0
Made 3+ 3-Pointers:	0	0
Led Team in Scoring:	0	0
Led Team in Rebounding:	0	0
Led Team in Assists:	0	0
Led Team in Steals:	0	0
Led Team in Blocks:	0	0
Double-Double:	0	0



CAREER STATS

YEAR	G/GS	FG-A	PCT	3-PT	PCT	FT-A	PCT	RB	AVG	PF-FO	AS	TO	BK	ST	PTS	AVG
Fresh.	8/0	1-5	.200	0-4	.000	0-0	.000	1	0.1	2-0	0	1	0	2	2	0.3

25 DOM UHL

Senior • Forward • 6-9 • 220
Frankfurt, Germany • Point Pleasant Beach HS (NJ)



2017-18 GAME-BY-GAME STATS

Opponent	Date	gs	min	Total		3-Pointers		Free throws		Rebounds				pf	a	t/o	blk	stl	pts	avg
				fg-fga	pct	3fg-fga	pct	ft-fa	pct	off	def	tot	avg							
CHICAGO STATE	11/10/17	8		0-1	.000	0-1	.000	1-2	.500	0	3	3.0	2	0	2	1	0	1	1.0	
ALABAMA STATE	11/12/17	8		1-2	.500	0-0	.000	0-2	.000	2	2	4	3.5	0	1	0	0	0	2	1.5
vs South Dakota State	11/21/17	2		0-0	.000	0-0	.000	0-0	.000	0	0	0	2.3	0	0	0	0	0	1.0	
vs UAB	11/22/17	2		0-0	.000	0-0	.000	0-0	.000	0	0	0	1.8	0	0	1	0	0	0.8	
at Indiana	12/04/17	2		0-1	.000	0-0	.000	0-0	.000	0	0	0	1.4	0	0	1	0	0	0.6	
SOUTHERN	12/10/17	4		0-0	.000	0-0	.000	0-0	.000	0	1	1	1.3	0	0	0	0	0	0.5	
vs Drake	12/16/17	2		0-0	.000	0-0	.000	0-0	.000	0	0	0	1.1	0	0	1	0	0	0.4	
SOUTHERN UTAH	12/19/17	3		0-0	.000	0-0	.000	0-0	.000	0	1	1	1.1	0	1	0	1	0	0.4	
NORTHERN ILLINOIS	12/29/17	4		0-0	.000	0-0	.000	0-0	.000	0	0	0	1.0	0	0	0	0	0	0.3	
at Rutgers	01/17/18	3		0-0	.000	0-0	.000	0-0	.000	0	0	0	0.9	1	0	0	0	0	0.3	
PURDUE	01/20/18	8		1-2	.500	0-0	.000	0-0	.000	0	2	2	1.0	1	1	1	0	0	2	0.5
at Nebraska	01/27/18	7		0-1	.000	0-0	.000	0-0	.000	1	0	1	1.0	2	1	0	0	0	0.4	
MINNESOTA	01/30/18	2		0-1	.000	0-0	.000	0-0	.000	0	0	0	0.9	0	0	0	0	0	0.4	
at Penn State	02/03/18	8		0-0	.000	0-0	.000	0-0	.000	1	2	3	1.1	0	2	0	0	0	0.4	
at Ohio State	02/10/18	2		0-0	.000	0-0	.000	0-0	.000	0	1	1	1.1	0	0	1	0	0	0.3	
NORTHWESTERN	02/25/18	* 8		0-1	.000	0-1	.000	0-0	.000	0	2	2	1.1	0	0	1	2	0	0.3	
Totals		1	73	2-9	.222	0-2	.000	1-4	.250	4	14	18	1.1	6	6	8	4	0	5	0.3

SEASON / CAREER STATS

POINTS

SEASON: 2, 2X, LAST VS. PURDUE (1/20/18)
CAREER: 18 VS. COPPIN STATE (11/15/15)

REBOUNDS

SEASON: 4 VS. ALABAMA STATE (11/12/17)
CAREER: 10, 2X, LAST VS. SETON HALL (11/17/16)

ASSISTS

SEASON: 2 AT PENN STATE (2/3/18)
CAREER: 6 VS. OHIO STATE (1/28/17)

BLOCKS

SEASON: 2 VS. NORTHWESTERN (2/25/18)
CAREER: 5 VS. RUTGERS (1/8/17)

STEALS

SEASON: ---
CAREER: 3 AT MARQUETTE (11/19/15)

MINUTES

SEASON: 8, 5X, LAST VS. NORTHWESTERN (2/25/18)
CAREER: 28 VS. DRAKE (12/19/15)

FIELD GOALS MADE

SEASON: 1, 2X, LAST VS. PURDUE (1/20/18)
CAREER: 7 VS. COPPIN STATE (11/15/15)

FIELD GOALS ATTEMPTED

SEASON: 2 2X, LAST VS. PURDUE (1/20/18)
CAREER: 10, 2X, LAST VS. UMKC (12/5/15)

3-POINT FIELD GOALS MADE

SEASON: ---
CAREER: 3 VS. COPPIN STATE (11/15/15)

3-POINT FIELD GOALS ATTEMPTED

SEASON: 2 VS. ALABAMA STATE (11/12/17)
CAREER: 5, 2X, LAST VS. COPPIN ST (11/15/15)

FREE THROWS MADE

SEASON: 1 VS. CHICAGO STATE (11/10/17)
CAREER: 6, 2X, LAST VS. KENN. ST. (11/11/16)

FREE THROWS ATTEMPTED

SEASON: 2, 2X, LAST VS. ALABAMA ST (11/12/17)
CAREER: 10, 2X, LAST VS. KENN. ST. (11/11/16)

- Played limited minutes in two games (Texas and Syracuse) the last time Iowa played in Madison Square Garden in New York in November, 2014
- First start of the season in Sunday's Senior Night victory over Northwestern; responded by leading team with two blocked shots
- Seen limited minutes in 16 games

PRODUCTION TRACKER

	Season	Career
Scored 10+ Points:	0	9
Scored 15+ Points:	0	2
Scored 20+ Points:	0	0
Had 5+ Assists:	0	1
Had 3+ Blocks:	0	2
Had 3+ Steals:	0	1
Made 3+ 3-Pointers:	0	1
Led Team in Scoring:	0	1
Led Team in Rebounding:	0	5
Led Team in Assists:	0	0
Led Team in Steals:	0	5
Led Team in Blocks:	1	9
Double-Double:	0	1



CAREER STATS

YEAR	G/GS	FG-A	PCT	3-PT	PCT	FT-A	PCT	RB	AVG	PF-FO	AS	TO	BK	ST	PTS	AVG
Fresh.	33/0	26-72	.361	5-27	.185	11-21	.524	61	1.8	25-0	14	23	7	8	68	2.1
Soph.	33/1	69-166	.416	27-60	.450	34-58	.586	119	3.6	40-0	27	25	12	16	199	6.0
Junior	32/7	34-97	.351	10-42	.238	35-52	.673	102	3.2	31-0	38	31	9	5	113	3.5
Senior	16/1	2-9	.222	0-2	.000	1-4	.250	18	1.1	6-0	6	8	4	0	5	0.3
TOTALS	114/9	131-344	.381	42-131	.321	81-135	.600	300	2.6	102-0	85	87	32	29	385	3.4

AHMAD WAGNER

Junior • Forward • 6-7 • 235
Yellow Springs, Ohio • Wayne HS



2017-18 GAME-BY-GAME STATS

Opponent	Date	gs	min	Total		3-Pointers		Free throws		Rebounds				pf	a	t/o	blk	stl	pts	avg	
				fg-fga	pct	3fg-fga	pct	ft-fa	pct	off	def	tot	avg								
CHICAGO STATE	11/10/17	*	19	0-2	.000	0-0	.000	2-4	.500	2	4	6	6.0	2	4	1	0	0	2	2.0	
ALABAMA STATE	11/12/17	*	12	2-3	.667	1-1	1.000	0-2	.000	4	3	7	6.5	1	1	1	0	1	5	3.5	
GRAMBLING STATE	11/16/17	*	12	0-0	.000	0-0	.000	1-2	.500	0	1	1	4.7	0	1	2	1	1	1	2.7	
vs Louisiana	11/20/17	*	11	0-1	.000	0-0	.000	0-0	.000	0	1	1	3.8	1	1	2	0	1	0	2.0	
vs South Dakota State	11/21/17	*	17	5-6	.833	1-1	1.000	0-0	.000	2	1	3	3.6	3	1	1	0	1	11	3.8	
at Virginia Tech	11/28/17	*	12	1-3	.333	0-0	.000	0-0	.000	1	1	2	3.3	1	0	1	0	0	2	3.5	
PENN STATE	12/02/17		10	1-2	.500	0-0	.000	0-0	.000	0	1	1	3.0	2	0	0	0	0	2	3.2	
at Indiana	12/04/17		20	2-8	.250	0-1	.000	0-0	.000	4	0	4	3.1	4	0	1	0	1	4	3.4	
at Iowa State	12/07/17		5	1-1	1.000	0-0	.000	0-0	.000	0	1	1	2.9	0	0	1	1	0	2	3.2	
SOUTHERN	12/10/17		11	0-0	.000	0-0	.000	1-2	.500	0	3	3	2.9	3	0	1	0	0	1	3.0	
vs Drake	12/16/17		7	0-1	.000	0-1	.000	0-0	.000	1	0	1	2.7	1	1	0	0	0	0	2.7	
SOUTHERN UTAH	12/19/17		1	0-0	.000	0-0	.000	0-0	.000	0	0	0	2.5	0	0	0	0	0	0	2.5	
NORTHERN ILLINOIS	12/29/17		11	0-1	.000	0-1	.000	0-0	.000	1	2	3	2.5	2	4	0	0	0	0	2.3	
MICHIGAN	01/02/18		8	0-0	.000	0-0	.000	0-0	.000	0	0	0	2.4	1	1	0	0	0	0	2.1	
OHIO STATE	01/04/18		9	0-0	.000	0-0	.000	0-1	.000	2	1	3	2.4	2	1	0	0	0	0	2.0	
at Maryland	01/07/18		10	1-2	.500	0-1	.000	0-0	.000	1	1	2	2.4	1	0	1	0	0	2	2.0	
at Illinois	01/11/18		2	0-0	.000	0-0	.000	0-0	.000	0	0	0	2.2	1	0	1	0	0	0	1.9	
at Rutgers	01/17/18		3	0-0	.000	0-0	.000	0-0	.000	0	0	0	2.1	0	0	0	0	0	0	1.8	
PURDUE	01/20/18		7	0-1	.000	0-0	.000	0-1	.000	0	0	0	2.0	1	0	1	0	0	0	1.7	
WISCONSIN	01/23/18		14	1-1	1.000	0-0	.000	1-2	.500	1	0	1	2.0	2	0	0	0	0	3	1.8	
at Nebraska	01/27/18		7	2-3	.667	0-0	.000	0-0	.000	0	1	1	1.9	3	0	0	0	0	4	1.9	
MINNESOTA	01/30/18		3	0-0	.000	0-0	.000	0-0	.000	0	0	0	1.8	0	0	1	0	0	0	1.8	
at Penn State	02/03/18		4	0-0	.000	0-0	.000	0-0	.000	0	0	0	1.7	0	0	0	0	0	0	1.7	
MICHIGAN STATE	02/06/18		4	1-1	1.000	0-0	.000	0-1	.000	0	0	0	1.7	0	0	0	0	0	2	1.7	
at Ohio State	02/10/18	*	13	1-2	.500	0-0	.000	0-0	.000	0	1	1	1.6	3	0	0	0	0	2	1.7	
INDIANA	02/17/18		12	1-1	1.000	0-0	.000	0-0	.000	2	1	3	1.7	2	1	0	0	0	2	1.7	
at Minnesota	02/21/18		5	0-0	.000	0-0	.000	0-0	.000	1	0	1	1.7	2	0	0	0	0	0	1.7	
NORTHWESTERN	02/25/18		2	0-0	.000	0-0	.000	0-0	.000	1	1	2	1.7	0	0	0	0	1	0	1.6	
Totals			7	251	19-39	.487	2-6	.333	5-15	.333	23	24	47	1.7	38	16	15	2	6	45	1.6

SEASON / CAREER STATS

POINTS

SEASON: 11 VS. SDSU (11/21/17)
CAREER: 12, 4X, LAST AT ILLINOIS (1/25/17)

REBOUNDS

SEASON: 7 VS. ALABAMA STATE (11/12/17)
CAREER: 9, 2X, LAST VS. SAVANNAH ST (11/13/16)

ASSISTS

SEASON: 4, 2X, LAST VS. N. ILLINOIS (12/29/17)
CAREER: 5 AT NORTHWESTERN (1/15/17)

BLOCKS

SEASON: 1, 2X, LAST AT IOWA STATE, 12/7/17
CAREER: 4 VS. KENNESAW STATE (11/11/16)

STEALS

SEASON: 1, 5X, LAST AT INDIANA (12/4/17)
CAREER: 3 VS. NORTHWESTERN (1/31/16)

MINUTES

SEASON: 20 AT INDIANA (12/4/17)
CAREER: 26 VS. NORTHERN IOWA (12/17/16)

FIELD GOALS MADE

SEASON: 5 VS. SDSU (11/21/17)
CAREER: 5, 3X, LAST VS. SDSU (11/21/17)

FIELD GOALS ATTEMPTED

SEASON: 8 AT INDIANA (12/4/17)
CAREER: 8, 2X, LAST AT INDIANA (12/4/17)

3-POINT FIELD GOALS MADE

SEASON: 1, 2X, LAST VS. SDSU (11/21/17)
CAREER: 1, 2X, LAST VS. SDSU (11/21/17)

3-POINT FIELD GOALS ATTEMPTED

SEASON: 1, 4X, LAST VS. DRAKE (12/16/17)
CAREER: 1, 7X, LAST VS. DRAKE (12/16/17)

FREE THROWS MADE

SEASON: 2 VS. CHICAGO STATE (11/10/17)
CAREER: 6 VS. MARYLAND (1/19/17)

FREE THROWS ATTEMPTED

SEASON: 4 VS. CHICAGO STATE (11/10/17)
CAREER: 8 VS. MARYLAND (1/19/17)

- Tied a career high with four assists in win over Northern Illinois
- Started seven games this season, including Iowa's contest in his home state at #14 Ohio State on Feb. 10
- Missed three games this season: UAB (shoulder), Colorado (ankle), Michigan (illness)
- Made his first career 3-pointer in the first half of win over Alabama State
- Netted a season-best 11 points, including making second career triple, versus SDSU at Cayman Islands Classic

PRODUCTION TRACKER

	Season	Career
Scored 10+ Points:	1	6
Scored 15+ Points:	0	0
Scored 20+ Points:	0	0
Had 5+ Assists:	0	1
Had 3+ Blocks:	0	1
Had 3+ Steals:	0	1
Made 3+ 3-Pointers:	0	0
Led Team in Scoring:	0	0
Led Team in Rebounding:	1	2
Led Team in Assists:	0	2
Led Team in Steals:	1	7
Led Team in Blocks:	1	6
Double-Double:	0	0



CAREER STATS

YEAR	G/GS	FG-A	PCT	3-PT	PCT	FT-A	PCT	RB	AVG	PF-FO	AS	TO	BK	ST	PTS	AVG
Fresh.	32/0	32-47	.681	0-1	.000	19-37	.514	84	2.6	49-2	6	11	13	9	83	2.6
Soph.	34/18	63-123	.512	0-2	.000	38-82	.463	116	3.4	71-0	46	30	14	27	164	4.8
Junior	28/7	19-39	.487	2-6	.333	5-15	.333	47	1.7	38-0	16	15	2	6	45	1.6
TOTALS	94/25	114-209	.545	2-9	.222	62-134	.463	247	2.6	158-2	68	56	29	41	292	3.1



GAME-BY-GAME RESULTS

Overall: 13-18 Big Ten: 4-14 Home: 9-6 Away: 1-10 Neutral: 3-2

Date	Opponent	Result	Attend.	Top Scorer	Top Rebounder
Nov. 10	Chicago State	W, 95-62	12,100	Luka Garza, 16	Wagner/Cook, 6
Nov. 12	Alabama State	W, 92-58	11,637	Cordell Pems, 15	Luka Garza, 13
Nov. 16	Grambling State	W, 85-74	10,540	Jack Nunge, 17	Luka Garza, 9
^ Nov. 20	vs. Louisiana	L, 71-80	1,200	Isaiah Moss, 24	Cordell Pems, 8
^ Nov. 21	vs. South Dakota State	L, 72-80	1,275	Isaiah Moss, 18	Luka Garza, 10
^ Nov. 22	vs. UAB	W, 95-85	1,020	Jordan Bohannon, 30	Luka Garza, 7
\$ Nov. 28	at Virginia Tech	L, 55-79	7,101	Tyler Cook, 16	Cordell Pems, 14
* Dec. 2	Penn State	L, 73-77	12,805	Tyler Cook, 23	Tyler Cook, 12
* Dec. 4	at Indiana	L, 64-77	17,222	Brady Ellingson, 16	Jack Nunge, 6
+ Dec. 7	at Iowa State	L, 78-84	14,384	Jordan Bohannon, 19	Nunge/Cook/Pems, 8
Dec. 10	Southern	W, 91-60	11,397	Luka Garza, 23	Luka Garza, 13
# Dec. 16	vs. Drake	W, 90-64	13,828	Tyler Cook, 23	Nicholas Baer, 14
Dec. 19	Southern Utah	W, 92-64	10,220	Luka Garza, 17	Nicholas Baer, 10
@ Dec. 22	vs. Colorado	W, 80-73	3,250	Moss/Dailey, 16	Cordell Pems, 8
Dec. 29	Northern Illinois	W, 98-75	14,665	Luka Garza, 25	Luka Garza, 7
* Jan. 2	Michigan	L, 68-75	11,363	Tyler Cook, 28	Tyler Cook, 8
* Jan. 4	Ohio State	L, 81-92	10,933	Tyler Cook, 21	Tyler Cook, 9
* Jan. 7	at Maryland	L, 73-91	13,352	Isaiah Moss, 25	Nicholas Baer, 11
* Jan. 11	at Illinois	W, 104-97	11,326	Jordan Bohannon, 29	Tyler Cook, 13
* Jan. 17	at Rutgers	L, 64-80	4,002	Jordan Bohannon, 23	Tyler Cook, 10
* Jan. 20	#3/3 Purdue	L, 64-87	14,822	Luka Garza, 19	Nicholas Baer, 7
* Jan. 23	Wisconsin	W, 85-67	11,563	Cook/Garza, 17	Luka Garza, 16
* Jan. 27	at Nebraska	L, 84-98	15,268	Bohannon/Cook, 24	Tyler Cook, 10
* Jan. 30	Minnesota	W, 94-80	10,371	Jordan Bohannon, 20	Tyler Cook, 10
* Feb. 3	at Penn State	L, 58-82	10,394	Tyler Cook, 19	Cook/Baer/Garza, 6
* Feb. 6	#4/4 Michigan State	L, 93-96	11,350	Tyler Cook, 26	Cordell Pems, 7
* Feb. 10	at #14/16 Ohio State	L, 64-82	18,809	Jack Nunge, 18	Jack Nunge, 5
* Feb. 14	at #22/21 Michigan	L, 59-74	10,731	Luka Garza, 22	Tyler Cook, 8
* Feb. 17	Indiana	L, 82-84	15,229	Tyler Cook, 28	Tyler Cook, 10
* Feb. 21	at Minnesota	L, 82-86	11,732	Isaiah Moss, 32	Luka Garza, 9
* Feb. 25	Northwestern	W, 77-70	11,396	Jordan Bohannon, 25	Tyler Cook, 11

^ - Cayman Islands Classic -- George Town, Cayman Islands

\$ - Big Ten/ACC Challenge

+ - Iowa Corn Cy-Hawk Series

- The Hy-Vee Classic -- Des Moines, Iowa

@ - Played in Sioux Falls, South Dakota

* - Big Ten Conference Game

% - Big Ten Tournament -- New York City

Attendance Summary	Games	Totals	Average
Home	15	180,391	12,026
Away	11	134,321	12,211
Neutral	5	20,573	4,114
Totals	31	335,285	10,815



GAME-BY-GAME STATISTICS

Team	Score	FG-A	PCT	3-PT. FG	PCT	FT-A	PCT	REB	PF	AS	TO	BS	ST
at Iowa	95	31-52	.596	12-22	.545	21-35	.600	38	19	23	17	7	8
Chicago State	62	23-61	.377	6-26	.231	10-18	.556	33	33	10	20	2	9
at Iowa	92	32-68	.471	11-29	.379	17-33	.515	53	14	25	9	6	9
Alabama State	58	24-64	.375	4-14	.286	6-11	.545	38	22	10	17	6	5
at Iowa	85	25-46	.543	8-20	.400	27-36	.750	36	14	20	13	6	8
Grambling State	74	29-68	.426	10-24	.417	6-6	1.000	27	25	19	11	2	7
Iowa	71	22-60	.367	6-19	.316	21-26	.808	39	19	10	15	2	6
vs. Louisiana	80	30-61	.492	5-21	.238	15-22	.682	39	23	25	13	5	9
Iowa	72	28-55	.509	8-21	.381	8-15	.533	35	17	16	15	3	4
vs. South Dakota State	80	27-61	.443	10-20	.500	16-19	.842	32	15	10	11	1	9
Iowa	95	30-50	.600	8-13	.615	27-35	.771	29	18	18	11	4	3
vs. UAB	85	31-69	.449	7-25	.280	16-18	.889	35	22	15	9	1	7
Iowa	55	22-66	.333	5-20	.250	6-10	.600	44	20	11	14	5	5
at Virginia Tech	79	25-58	.431	7-23	.304	22-28	.786	40	13	15	10	4	6
at Iowa	73	28-55	.509	4-12	.333	13-21	.619	39	15	16	18	6	5
Penn State	77	28-64	.438	12-23	.522	9-11	.818	30	22	19	14	7	8
Iowa	64	25-65	.385	10-24	.417	4-9	.444	42	20	17	18	6	6
at Indiana	77	27-66	.409	8-21	.381	15-23	.652	47	16	14	10	6	11
Iowa	78	33-74	.446	11-36	.306	1-8	.125	53	19	23	18	3	2
at Iowa State	84	30-65	.462	9-27	.333	15-20	.750	31	13	16	8	1	9
at Iowa	91	28-63	.444	13-32	.406	22-28	.786	46	15	22	7	8	6
Southern	60	21-70	.300	3-21	.143	15-20	.750	45	22	4	11	2	4
Iowa	90	37-67	.552	6-18	.333	10-15	.667	41	14	23	14	2	10
vs. Drake	64	24-55	.436	9-26	.346	7-9	.778	24	17	14	19	2	6
at Iowa	92	35-67	.522	6-22	.273	16-21	.762	48	11	25	12	6	7
Southern Utah	64	24-61	.393	8-26	.308	8-14	.571	29	22	17	12	0	6
Iowa	80	26-53	.491	3-15	.200	25-36	.694	43	15	13	19	5	4
vs. Colorado	73	29-68	.426	6-23	.261	9-17	.529	31	25	10	11	2	12
at Iowa	98	36-62	.581	12-26	.462	14-21	.667	35	8	34	8	8	7
Northern Illinois	75	30-69	.435	8-22	.364	7-10	.700	35	17	13	12	1	8
at Iowa	68	25-52	.481	6-15	.400	12-17	.706	31	14	16	13	4	4
Michigan	75	28-57	.491	11-25	.440	8-10	.800	30	15	18	10	0	8
at Iowa	81	29-68	.426	7-17	.412	16-23	.696	40	20	17	11	5	1
Ohio State	92	35-66	.530	7-20	.350	15-23	.652	38	22	16	9	5	6
Iowa	73	28-57	.491	11-21	.524	6-10	.600	28	10	17	17	3	2
at Maryland	91	34-60	.567	4-17	.235	19-25	.760	31	14	19	9	1	2
Iowa	104	32-64	.500	7-24	.292	33-40	.825	45	17	14	17	4	8
at Illinois (OT)	97	36-74	.486	14-30	.467	11-14	.786	26	31	22	14	3	5
Iowa	64	24-61	.393	8-19	.421	8-10	.800	35	17	12	17	2	3
at Rutgers	80	29-54	.537	7-16	.438	15-20	.750	31	16	18	11	1	9
at Iowa	64	26-59	.441	6-18	.333	6-12	.500	32	7	18	11	4	6
#3/3 Purdue	87	33-59	.559	20-33	.606	1-4	.250	30	17	23	11	5	4
at Iowa	85	31-60	.517	6-18	.333	17-22	.773	41	17	20	11	3	7
Wisconsin	67	26-65	.400	4-18	.222	11-14	.786	32	20	15	10	1	7
Iowa	84	33-66	.500	9-21	.429	9-14	.643	28	22	20	9	3	6
at Nebraska	98	30-52	.577	11-19	.579	27-36	.750	37	14	18	11	4	5
at Iowa	94	33-60	.550	12-25	.480	16-21	.762	35	17	22	8	4	6
Minnesota	80	30-67	.448	7-25	.280	13-20	.650	38	17	17	8	5	6
Iowa	58	21-55	.382	1-10	.100	15-22	.682	30	14	7	13	1	4
at Penn State	82	35-64	.547	5-15	.333	7-10	.700	37	19	13	11	6	5
at Iowa	93	36-69	.522	9-20	.450	12-19	.632	30	22	26	8	3	6
#4/4 Michigan State	96	32-57	.561	8-17	.471	24-29	.828	34	19	20	10	4	3
Iowa	64	25-29	.424	6-20	.300	8-10	.800	29	18	12	12	4	2
at #14/16 Ohio State	82	29-55	.527	9-22	.409	15-21	.714	33	17	18	10	3	8
Iowa	59	25-52	.481	2-10	.200	7-9	.778	33	15	15	16	3	3
at #22/21 Michigan	74	28-67	.418	12-33	.364	6-12	.500	33	13	19	6	2	13
at Iowa	82	27-49	.551	9-21	.429	19-22	.864	33	15	20	17	3	6
Indiana	84	32-57	.561	14-24	.583	6-9	.667	19	19	23	10	2	7
Iowa	82	34-69	.493	5-18	.278	9-17	.529	42	22	20	12	3	5
at Minnesota	86	27-61	.443	9-25	.360	23-35	.657	36	16	16	9	3	10
at Iowa	77	25-59	.424	10-29	.345	17-23	.739	41	13	16	9	3	6
Northwestern	70	27-58	.466	13-25	.520	3-7	.429	29	18	17	11	4	2



SEASON & CAREER BESTS/THE LAST TIME...

Season Bests

Player	Points	3-Pointers	Rebounds	Assists	Blocks	Steals
Nicholas Baer	11, Drake	2, Iowa State	14, Drake	5, Drake	3, Indiana	5, Drake
Jordan Bohannon	30, UAB	7, Northwestern	6, twice	11, Wisconsin	---	3, Minnesota
Tyler Cook	29, UAB	1, Indiana	13, Illinois	6, Northwestern	2, five times	3, Illinois
Maishe Dailey	16, Colorado	3, twice	6, Iowa State	6, Minnesota	1, Illinois	2, Alabama State
Brady Ellingson	16, Indiana	3, three times	4, Iowa State	5, Iowa State	1, twice	2, Iowa State
Luka Garza	25, NIU	3, NIU	16, Wisconsin	3, four times	5, NIU	3, Drake
Ryan Kriener	15, Minnesota	1, twice	4, five times	4, Alabama State	2, Chicago State	2, four times
Connor McCaffery	5, Southern	1, Southern	3, Southern	4, Southern	---	1, twice
Isaiah Moss	32, Minnesota	4, four times	4, four times	5, twice	1, five times	3, Wisconsin
Jack Nunge	18, Ohio State	3, Grambling St	8, Iowa State	4, twice	4, Southern	4, Chicago State
Cordell Pems	15, Alabama State	---	14, Virginia Tech	6, Virginia Tech	2, Colorado	1, six times
Charlie Rose	2, three times	---	1, three times	1, twice	---	---
Riley Till	2, Southern Utah	---	1, Chicago State	---	---	1, twice
Dom Uhl	2, Alabama State	---	4, Alabama State	1, twice	2, Northwestern	---
Ahmad Wagner	11, SDSU	1, twice	7, Alabama State	4, twice	1, twice	1, five times

Career Bests

Player	Points	3-Pointers	Rebounds	Assists	Blocks	Steals
Nicholas Baer	20, Penn State, '17	4, three times	14, Drake, '17	6, Savannah St, '16	6, twice	5, Drake, '17
Jordan Bohannon	30, UAB, '17	8, Maryland, '17	6, Colorado, '17	13, TCU, '17	1, Nebraska '17	4, twice
Tyler Cook	29, UAB, '17	1, three times	13, Illinois '18	6, Northwestern, '18	2, five times	3, twice
Maishe Dailey	16, Colorado, '17	3, twice	7, Delaware St, '16	6, Minnesota, '18	1, twice	2, twice
Brady Ellingson	23, Savannah St, '16	5, Ohio State, '17	4, twice	5, three times	1, twice	2, twice
Luka Garza	25, NIU, '17	3, NIU, '17	16, Wisconsin, '18	3, four times	5, NIU, '17	3, Drake, '17
Ryan Kriener	15, Minnesota, '18	1, three times	7, Ohio State	4, Alabama St, '17	3, twice	2, four times
Connor McCaffery	5, Southern, '17	1, Southern, '17	3, Southern, '17	4, Southern, '17	---	1, twice
Isaiah Moss	32, Minnesota, '18	5, Stetson, '16	6, Stetson, '16	5, twice	2, three times	5, Indiana, '17
Jack Nunge	18, Ohio State, '18	3, Grambling St, '17	8, Iowa State, '17	4, twice	4, Southern, '17	4, Chicago St, '17
Cordell Pems	21, Stetson, '16	---	14, Virginia Tech, '17	6, Virginia Tech, '17	3, Rutgers, '17	4, South Dakota, '17
Charlie Rose	3, NDSU, '14	1, NDSU, '14	1, four times	1, four times	---	---
Riley Till	---	---	1, Chicago St, '17	---	---	1, twice
Dom Uhl	18, Coppin St, '15	3, Coppin St, '15	10, twice	6, Ohio State, '17	5, Rutgers, '17	3, Marquette, '15
Ahmad Wagner	12, four times	1, twice	9, twice	5, Northwestern, '17	4, KSU, '16	3, Northwestern, '16

The Last Time a Player . . .

Had 30 or more points

Iowa -- 32, Isaiah Moss at Minnesota, 2/21/18
Opponent -- 32, Scottie Lindsey, Northwestern, 2/25/18

Made at least 90% of his FGA (10 att.)

Iowa -- .900 (9-10), Aaron White vs. Md.-Eastern Shore, 11/14/13
Opponent -- .900 (9-10), Mike Watkins, Penn State, 2/3/18

Made 100% of his FTA (10 att.)

Iowa -- 1.000 (10-10), Jordan Bohannon at Illinois 1/11/18
Opponent -- 1.000 (12-12), Bonzie Colson, Notre Dame, 11/29/16

Had 15 or more rebounds

Iowa -- 16, Luka Garza vs. Wisconsin, 1/23/18
Opponent -- 17, Jordan Murphy, Minnesota 1/30/18

Had 10 or more assists

Iowa -- 10, Jordan Bohannon vs. Minnesota, 1/30/18
Opponent -- 10, Nick Weiler-Babb, Iowa State, 12/7/17

Had 5 or more blocks

Iowa -- 5, Luka Garza vs. Northern Illinois, 12/29/17
Opponent -- 5, Alex Olah, Northwestern, 2/15/15

Had 5 or more steals

Iowa -- 5, Nicholas Baer vs. Drake, 12/16/17
Opponent -- 5, Jordan Murphy, Minnesota, 2/21/18

The Last Time a Team . . .

Scored 100 or more points

Iowa -- 104 at Illinois, 1/11/18
Opponent -- 101 by Minnesota, 2/8/17

Scored 40 or fewer points

Iowa -- 40 at Wisconsin, 3/3/10
Opponent -- 39 by UNC Wilmington, 11/8/13

Won an overtime game

Iowa -- 104-97 (OT) at Illinois, 1/11/18
Opponent -- 95-92 (OT) by TCU, 3/19/17

Made at least 60% of its FGA (20 att.)

Iowa -- .600 (30-50) vs. UAB, 11/22/17
Opponent -- .603 (35-58) by Indiana, 3/9/17

Made at least 50% of its 3-pt. FGA (8 att.)

Iowa -- .615 (13-18) vs. UAB, 11/22/17
Opponent -- .520 (13-25) by Northwestern, 2/25/18

Made at least 90% of its FTA (10 att.)

Iowa -- 1.000 (13-13) at Purdue, 12/28/16
Opponents -- .939 (15-16) by Illinois, 2/25/15



SEASON HIGHS & LOWS/SPECIALITY STATS

CATEGORY	IOWA		OPPONENTS		
Points	High	104	Illinois	98	Nebraska
	Low	55	Virginia Tech	58	Alabama State
FG Made	High	37	Drake	36	Illinois
	Low	21	at Penn State	21	Southern
FG Att.	High	74	Iowa State	70	Southern
	Low	46	Grambling State	52	Nebraska
FG%	High	.600	UAB	.577	Nebraska
	Low	.333	Virginia Tech	.300	Southern
3FG Made	High	13	Southern	20	Purdue
	Low	1	at Penn State	3	Southern
3FG Att.	High	36	Iowa State	33	Purdue/at Michigan
	Low	10	Penn State	14	Alabama State
3FG%	High	.615	UAB	.606	Purdue
	Low	.100	at Penn State	.143	Southern
FTM	High	33	Illinois	27	Nebraska
	Low	1	Iowa State	1	Purdue
FTA	High	40	Illinois	36	Nebraska
	Low	8	Iowa State	4	Purdue
FT% (min. 10)	High	.864	Indiana	.889	UAB
	Low	.515	Alabama State	.500	Michigan
Off. Reb.	High	22	Alabama State	16	Indiana/Southern
	Low	4	UAB	3	Southern Utah
Def. Reb.	High	38	Southern Utah	31	Virginia Tech/Indiana
	Low	17	Nebraska	14	Grambling State/Illinois
Total Reb.	High	53	Alabama State/Iowa State	47	Indiana
	Low	28	Maryland/Nebraska	19	Indiana
Assists	High	34	Northern Illinois	25	Louisiana
	Low	7	at Penn State	4	Southern
Steals	High	10	Drake	13	Michigan
	Low	1	Ohio State	2	Maryland/Northwestern
Blocks	High	8	Southern/Northern Illinois	7	Penn State
	Low	1	at Penn State	0	Southern Utah/Michigan
Turnovers	High	19	Colorado	20	Chicago State
	Low	7	Southern	6	Michigan
Fouls	High	22	Nebraska/Michigan State/ at Minnesota	33	Chicago State
	Low	7	Purdue	13	Virginia Tech/Iowa State/at Michigan

GAME-BY-GAME SPECIALTY STATS

Date	Opponent	Pts. Off	Pts. in	2nd	Bench
		TO's	Paint	Chance	Points
11/10	Chicago State	15	30	17	39
11/12	Alabama State	33	38	27	49
11/16	Grambling State	12	30	13	29
11/20	vs. Louisiana	14	26	13	20
11/21	vs. South Dakota St	15	28	6	21
11/22	vs. UAB	13	36	5	10
11/28	at Virginia Tech	3	30	13	19
12/2	Penn State	14	42	13	19
12/4	at Indiana	10	26	12	28
12/7	at Iowa State	9	38	16	30
12/10	Southern	14	24	17	52
12/16	vs. Drake	25	52	19	27
12/19	Southern Utah	15	52	13	43
12/22	vs. Colorado	15	34	15	33
12/29	Northern Illinois	21	42	2	53
1/2	Michigan	9	30	2	17
1/4	Ohio State	8	26	24	13
1/7	at Maryland	15	22	15	11
1/11	at Illinois	15	38	18	13
1/17	at Rutgers	6	22	13	10
1/20	#3/3 Purdue	10	24	9	18
1/23	Wisconsin	14	44	12	18
1/27	at Nebraska	18	42	8	21
1/30	Minnesota	10	38	11	21
2/3	at Penn State	15	30	13	17
2/6	#4/4 Mich. State	10	42	11	28
2/10	at #14/16 Ohio St	12	32	15	28
2/14	at #22/21 Michigan	10	32	4	8
2/17	Indiana	14	30	14	14
2/21	at Minnesota	6	34	17	22
2/25	Northwestern	14	24	20	8
AVG.		13.4	33.5	13.1	23.8

IOWA AND OPPONENT INDIVIDUAL HIGH PERFORMANCES

CATEGORY	IOWA	OPPONENTS
Points	32	Isaiah Moss at Minnesota 33
Field Goals Made	12	Isaiah Moss at Minnesota 11
Field Goals Attempted	22 (11-22)	Tyler Cook vs. Michigan State 20 (10-20)
Field Goal Percentage (min. 5 made)	1.000 (8-8)	Luka Garza vs. Northern Illinois 1.000 (6-6)
3-Point Field Goals Made	6 (6-11)	2x, last by Jordan Bohannon at Nebraska 9
3-Point Field Goals Attempted	12	Bohannon at Illinois 12 (9-12)
3-Point Field Goals Pct. (min. 5 made)	.750 (6-8)	Jordan Bohannon vs. UAB .818 (9-11)
Free Throws Made	13 (13-16)	Tyler Cook vs. UAB 11 (11-14)
Free Throws Attempted	16 (13-16)	Tyler Cook vs. UAB 14 (11-14)
Free Throw Pct. (min. 7 made)	1.000 (10-10)	Moss vs. Louisiana/Bohannon at Illinois .888 (8-9)
Offensive Rebounds	7	3x, last by Luka Garza at Illinois 7
Defensive Rebounds	12	Cook at Illinois/Garza vs. Wisconsin 12
Total Rebounds	16	Luka Garza vs. Wisconsin 17
Assists	11	Jordan Bohannon vs. Wisconsin 11
Steals	5	Nicholas Baer vs. Drake 5
Blocks	5	Luka Garza vs. Northern Illinois 4
Turnovers	6	Tyler Cook vs. Drake 7
		Nate Mason (Minnesota)
		Nate Mason (Minnesota)
		Trent Frazier (Illinois)
		Bryce Washington (Louisiana)
		2x, last by Scottie Lindsey (Northwestern)
		Robert Johnson (Indiana)
		Scottie Lindsey (Northwestern)
		James Palmer Jr. (Nebraska)
		James Palmer Jr. (Nebraska)
		Nate Mason (Minnesota)
		Jordan Murphy (Minnesota)
		Keita Bates-Diop (Ohio State)
		Jordan Murphy (Minnesota)
		Marcus Stroman (Louisiana)
		2x, last Jordan Murphy (Minnesota)
		4x, last by Lamar Stevens (Penn State)
		Graham Woodward (Drake)



2017-18 IOWA RECORD WHEN...

When playing at home:	9-6	When leading at the half:	12-2	When wearing White:	9-4
When playing on the road:	1-10	When trailing at the half:	1-15	When wearing Black:	3-12
When playing on a neutral court:	3-2	When tied at the half:	0-1	When wearing Gold:	1-2
When Iowa scores 100 points or more:	1-0	Iowa field goal percentage at home:	447-889	.503	
When Iowa scores 90-99 points:	8-1	Iowa field goal percentage on road:	445-973	.457	
When Iowa scores 80-89 points:	3-4	Iowa 3-point percentage at home:	131-326	.402	
When Iowa scores 70-79 points:	1-5	Iowa 3-point percentage on road:	106-309	.343	
When Iowa scores under 70 points:	0-8	Iowa free throw percentage at home:	245-354	.692	
		Iowa free throw percentage on road:	197-286	.689	
When opponent scores 100 points or more:	0-0	On Sunday:	3-1		
When opponent scores 90-99 points:	1-4	On Monday:	0-2		
When opponent scores 80-89 points:	2-9	On Tuesday:	3-4		
When opponent scores 70-79 points:	4-5	On Wednesday:	1-3		
When opponent scores 60-69 points:	5-0	On Thursday:	2-2		
When opponent scores fewer than 60 points:	1-0	On Friday:	3-0		
		On Saturday:	1-6		
When Iowa shoots at least 50% from the field:	9-5	On BTN:	6-8		
When Iowa shoots less than 50% from the field:	4-13	On CBS:	0-0		
When opponent shoots at least 50% from the field:	0-9	On ESPN:	0-3		
When opponent shoots less than 50% from the field:	13-9	On ESPN2:	1-3		
When Iowa has higher FG% than opponent:	12-4	On ESPNU:	0-1		
When opponent has higher FG%:	1-14	On BTN Plus:	4-0		
When FG% is equal:	0-0	On FS1:	1-1		
		On CBS SN:	0-0		
		On NBC SN:	0-0		
		truTV:	0-0		
When Iowa outrebounds opponent:	10-10	Most Points, First Half: 56 vs. Northern Illinois			
When opponent has more rebounds:	2-6	Fewest Points, First Half: 17 vs. Louisiana			
When rebounds are equal:	1-2	Most Points Allowed, First Half: 54 by Illinois			
		Fewest Points Allowed, First Half: 22 vs. Alabama State			
		Most Points, Second Half: 63 at Minnesota			
		Fewest Points, Second Half: 17 at Virginia Tech			
		Most Points Allowed, Second Half: 55 by Minnesota			
		Fewest Points Allowed, Second Half: 27 by Michigan			
		Largest Halftime Advantage: 25 vs. Chicago St/Alabama St			
		Largest Halftime Deficit: 31 vs. Purdue			
When Iowa shoots at least 80% from the line:	1-4				
When Iowa shoots less than 80% from the line:	12-14				
When opponent shoots at least 80% from the line:	2-5				
When opponent shoots less than 80% from the line:	11-14				
When Iowa shoots more free throws than opponent:	13-7				
When opponent shoots more free throws:	0-11				
When free throws attempts are equal:	0-1				
When Iowa has higher FT% than opponent:	8-7				
When opponent has higher FT%:	6-12				
When FT% is equal:	0-0				
When Iowa shoots at least 50% from 3-point range:	2-1				
When Iowa shoots less than 50% from 3-point range:	11-17				
When opponent shoots at least 50% from 3-point range:	1-5				
When opponent shoots less than 50% from 3-point range:	12-13				
When Iowa has a higher 3-point FG% than opponent:	8-3				
When opponent has a higher 3-point FG%:	5-15				
When 3-point FG% is equal:	0-0				
When Iowa has more assists than opponent:	11-7				
When opponent has more assists:	2-11				
When assists are equal:	0-0				
When Iowa has fewer turnovers than opponent:	6-2				
When opponent has fewer turnovers:	5-15				
When turnovers are equal:	2-1				
When Iowa has more steals than opponent:	6-3				
When opponent has more steals:	5-14				
When steals are equal:	2-1				



UNDER McCAFFERY.. IOWA RECORD WHEN..

When playing at home:	104-36	When leading at the half:	128-32	When wearing White:	97-38
When playing on the road:	29-56	When trailing at the half:	18-84	When wearing Black:	36-72
When playing on a neutral court:	17-25	When tied at the half:	3-2	When wearing Gold:	17-8

When Iowa scores 100 points or more:	7-0	Iowa field goal percentage at home:	3793-8128	.467
When Iowa scores 90-99 points:	25-5	Iowa field goal percentage on road:	3229-7538	.428
When Iowa scores 80-89 points:	46-13	Iowa 3-point percentage at home:	935-2570	.364
When Iowa scores 70-79 points:	47-31	Iowa 3-point percentage on road:	783-2324	.337
When Iowa scores under 70 points:	25-70	Iowa free throw percentage at home:	2428-3405	.713
		Iowa free throw percentage on road:	1746-2455	.711

When opponent scores 100 points or more:	0-4
When opponent scores 90-99 points:	3-18
When opponent scores 80-89 points:	4-31
When opponent scores 70-79 points:	38-41
When opponent scores 60-69 points:	48-23
When opponent scores fewer than 60 points:	57-2

On Sunday:	28-20
On Monday:	10-4
On Tuesday:	23-18
On Wednesday:	15-20
On Thursday:	20-25
On Friday:	17-10
On Saturday:	35-21

When Iowa shoots at least 50% from the field:	47-13
When Iowa shoots less than 50% from the field:	103-106
When opponent shoots at least 50% from the field:	3-49
When opponent shoots less than 50% from the field:	147-70
When Iowa has higher FG% than opponent:	132-21
When opponent has higher FG%:	17-95
When FG% is equal:	2-2

On BTN:	60-59
On CBS:	1-2
On ESPN:	10-16
On ESPN2:	13-16
On ESPNU:	14-9
On FS1:	2-1
On Mediacom:	12-0
On CBS SN:	1-3
On NBC SN:	2-1
truTV:	1-0

When Iowa outrebounds opponent:	113-48
When opponent has more rebounds:	34-65
When rebounds are equal:	3-6

Most Points, First Half: 59 vs. Savannah State, '16
 Fewest Points, First Half: 14 vs. Indiana, '13
 Most Points Allowed, First Half: 55 vs. Michigan State, '12
 Fewest Points Allowed, First Half: 12 vs. UNC Wilmington, '13
 Most Points, Second Half: 63 at Minnesota, '18
 Fewest Points, Second Half: 15 vs. Northern Iowa, '14
 Most Points Allowed, Second Half: 61 at Oregon, '12
 Fewest Points Allowed, Second Half: 16 vs. UNI, '10
 Largest Halftime Advantage: 37 vs. Arkansas-Pine Bluff, '13
 Largest Halftime Deficit: 31 vs. Purdue, '18

When Iowa shoots at least 80% from the line:	36-23
When Iowa shoots less than 80% from the line:	114-94
When opponent shoots at least 80% from the line:	29-24
When opponent shoots less than 80% from the line:	122-94
When Iowa shoots more free throws than opponent:	124-51
When opponent shoots more free throws:	20-64
When free throws attempts are equal:	6-4
When Iowa has higher FT% than opponent:	97-53
When opponent has higher FT%:	50-63
When FT% is equal:	3-3

When Iowa shoots at least 50% from 3-point range:	20-8
When Iowa shoots less than 50% from 3-point range:	129-112
When opponent shoots at least 50% from 3-point range:	3-22
When opponent shoots less than 50% from 3-point range:	148-97
When Iowa has a higher 3-point FG% than opponent:	107-37
When opponent has a higher 3-point FG%:	38-84
When 3-point FG% is equal:	0-1

When Iowa has more assists than opponent:	114-31
When opponent has more assists:	31-77
When assists are equal:	5-10

When Iowa has fewer turnovers than opponent:	99-40
When opponent has fewer turnovers:	42-68
When turnovers are equal:	10-11
When Iowa has more steals than opponent:	91-40
When opponent has more steals:	43-68
When steals are equal:	16-10



IOWA SUPERLATIVES UNDER McCAFFERY

TEAM

Most Points Scored

1. 116 -- Savannah State (11/13/16)
2. 111 -- SIU Edwardsville (11/26/10)
3. 109 -- Md. Eastern Shore (11/14/13)
4. 105 -- Central Arkansas (12/19/11)
5. **104 -- Illinois (1/11/18)**

Fewest Points Allowed

1. 36 -- Howard (11/15/12)
2. 39 -- UNC Wilmington (11/8/13)
- 39 -- Northern Iowa (12/7/10)
4. 40 -- Louisiana Monroe (11/16/10)
5. 41 -- Abilene Christian (11/17/13)

Field Goals Made

1. 42 -- Savannah State (11/13/16)
- 42 -- Central Arkansas (12/19/11)
3. 40 -- Coppin State (11/15/15)
4. 38 -- Abilene Christian (11/17/13)
5. **37 -- Drake (12/16/17)**
- 37 -- SIU Edwardsville (11/26/10)
- 37 -- Oregon (3/18/12)

Field Goals Attempted

1. 87 -- Savannah State (11/13/16)
2. 77 -- Nebraska (1/5/17)
- 79 -- Oregon (3/18/12)
4. 76 -- Central Arkansas (12/19/11)
- 76 -- South Dakota (12/4/12)

Field Goal Percentage (20 Made)

1. .643 -- Maryland (2/8/15)
2. .630 -- Indiana (1/29/12)
3. .627 -- Michigan (2/5/15)
4. .623 -- Abilene Christian (11/17/13)
5. .617 -- Arkansas-Pine Bluff (12/22/13)

3-Point Field Goals Made

1. 18 -- Savannah State (11/13/16) *
2. 16 -- Maryland (2/25/17)
- 16 -- TCU (3/19/17)
4. 14 -- Omaha (12/3/16)
5. **13 -- Southern (12/10/17)**
- 13 -- Northern Illinois (11/17/11)

3-Point Field Goals Attempted

1. 43 -- Savannah State (11/13/16) *
2. **36 -- Iowa State (12/7/17)**
3. 35 -- Notre Dame (11/29/16)
4. 34 -- Omaha (12/3/16)
5. **32 -- Southern (12/10/17)**

3-Point FG Percentage (10 Made)

1. .619 (13-21) Northern Illinois (11/17/11)
2. .615 (16-26) Maryland (2/25/17)
3. .611 (11-18) Rutgers (1/31/17)
4. .588 (10-17) Arkansas-Pine Bluff (12/22/13)
- .588 (10-17) Michigan (2/1/14)

Free Throws Made

1. 39 -- Indiana (2/21/17)
2. 38 -- Omaha (11/10/13)
3. **33 -- Illinois (1/11/18)**
4. 32 -- Md. Eastern Shore (11/14/13)
5. 31 -- Penn State (2/15/14)
- 31 -- Wichita State (11/21/12)
- 31 -- Penn State (1/31/13)
- 31 -- Nebraska (1/5/15)

Free Throws Attempted

1. 49 -- Omaha (11/10/13)
2. 47 -- Indiana (2/21/17)
3. 43 -- UM Eastern Shore (11/14/13)
- 43 -- Michigan State (1/28/14)
5. **40 -- Illinois (1/11/18)**
- 40 -- Penn State (2/15/14)

Free Throw Percentage (10 Made)

1. 1.000 (15-15) Virginia (3/27/13)
2. 1.000 (13-13) Purdue (12/28/16)
3. .929 (26-28) North Florida (12/22/14)
4. .926 (25-27) Penn State (2/28/15)
5. .923 (12-13) Iowa State (12/12/14)
6. .917 (11-12) Michigan St (3/15/13)

Most Rebounds

1. 57 -- Md. Eastern Shore (11/14/13)
2. 56 -- UNC Wilmington (11/8/13)
- 56 -- Brown (12/3/11)
- 56 -- SC State (12/19/12)
5. 54 -- Fairleigh Dickinson (12/9/13)
- 54 -- Coppin State (12/22/12)

Most Assists

1. **34 -- Northern Illinois (12/29/17)**
2. 33 -- Savannah State (11/13/16)
3. 32 -- Central Arkansas (12/19/11)
4. 31 -- Coppin State (11/15/15)
5. 26 -- Northern Illinois (11/17/11)
- 26 -- TCU (3/19/17)
7. **25 -- Southern Utah (12/19/17)**
- 25 -- Alabama State (11/12/17)**
- 25 -- Abilene Christian (11/17/13)

Most Steals

1. 19 -- SIU Edwardsville (11/26/10)
2. 16 -- UMBC (12/6/14)
3. 15 -- Rutgers (1/31/17)
4. 14 -- Maryland (1/19/17)
- 14 -- Marquette (11/19/15)
- 14 -- Penn (11/22/13)
- 14 -- Idaho St (12/4/10)
- 14 -- Chicago St (11/11/11)
9. 13 -- Rutgers (2/19/15)
- 13 -- IPFW (11/26/11)
- 13 -- UT-Pan American (11/9/12)

Most Blocked Shots

1. 14 -- Drake (12/19/15) *
2. 13 -- Illinois (3/5/13)
3. 12 -- UNC Wilmington (11/8/13)
- 12 -- Northern Illinois (11/26/14)
5. 11 -- Michigan State (12/29/15)
- 10 -- Penn State (2/15/14)
- 10 -- UT-Pan American (11/9/12)

Fewest Turnovers

1. 3 -- Temple (3/18/16)
- 3 -- Drake (12/19/15)
3. 4 -- Michigan (1/17/16)
- 4 -- Northwestern (2/15/15)
5. 5 -- Stetson (12/5/16)
- 5 -- Davidson (3/20/15)
- 5 -- Abilene Christian (11/17/13)
- 5 -- Drake (12/7/13)
- 5 -- UTEP (11/29/13)
- 5 -- Purdue (3/2/14)
- 5 -- Boise St (12/22/11)

* -- denotes school record

INDIVIDUAL

Most Points:

1. 42 -- Peter Jok vs. Memphis (11/26/16)
2. 35 -- Peter Jok vs. Indiana (2/21/17)
3. 34 -- Peter Jok vs. Nebraska (1/5/17)
4. 33 -- Peter Jok vs. Omaha (12/3/16)
- 33 -- Matt Gatens vs. Wisconsin (2/23/12)
6. **32 -- Isaiah Moss at Minnesota (2/21/18)**
- 32 -- Jarrod Uthoff vs. Iowa State (12/10/15)
8. 31 -- Devyn Marble vs. Oregon (3/18/12)

Field Goals Made

1. **12 -- Isaiah Moss at Minnesota (2/21/18)**
- 12 -- Jarrod Uthoff vs. Iowa State (12/10/15)
- 12 -- Matt Gatens vs. Wisconsin (2/23/12)
- 12 -- Peter Jok vs. Nebraska (1/5/17)
5. **11 -- Tyler Cook vs. Michigan State (2/6/18)**
- 11 -- Tyler Cook at Nebraska (1/27/18)
- 11 -- Jarrod Uthoff vs. Michigan (3/5/16)
- 11 -- Aaron White vs. Davidson (3/20/15)
- 11 -- Aaron White vs. Iowa State (12/13/13)
- 11 -- Peter Jok vs. Memphis (11/26/16)
- 11 -- Peter Jok vs. Seton Hall (11/17/16)

Field Goals Attempted

1. 24 -- Devyn Marble vs. Wisconsin (1/5/14)
- 24 -- Peter Jok vs. Nebraska (1/5/17)
3. 23 -- Devyn Marble vs. Xavier (11/28/13)
- 23 -- Devyn Marble vs. Villanova (11/30/13)
5. **22 -- Tyler Cook vs. Michigan State (2/6/18)**

3-Point FG Made

1. 8 -- Peter Jok vs. Memphis (11/26/16)
- 8 -- Jordan Bohannon vs. Maryland (2/25/17)
3. **7 -- Jordan Bohannon vs. N'western (2/25/18)**
- 7 -- Jordan Bohannon vs. Notre Dame (11/29/16)
- 7 -- Jordan Bohannon vs. TCU (3/19/17)
- 7 -- Devyn Marble vs. Oregon (3/18/12)
- 7 -- Matt Gatens vs. Wisconsin (2/23/12)
- 7 -- Matt Gatens vs. Indiana (2/19/12)

3-Point Field Goals Attempted

1. 15 -- Jordan Bohannon at Notre Dame (12/3/16)
2. **14 -- Jordan Bohannon vs. N'western (2/25/18)**
3. **12 -- Jordan Bohannon at Illinois (1/11/18)**
- 12 -- Jordan Bohannon vs. Omaha (12/3/16)

Free Throws Made

1. 22 -- Peter Jok vs. Indiana (2/21/17) *
2. 14 -- Roy Devyn Marble vs. UNI (12/15/12)
- 14 -- Aaron White vs. Texas (11/20/14)
4. **13 -- Tyler Cook vs. UAB (11/22/17)**
- 13 -- Aaron White vs. Wisconsin (1/19/13)
6. 12 -- Peter Jok vs. Omaha (12/3/16)
- 12 -- Peter Jok vs. Memphis (11/26/16)
- 12 -- Devyn Marble vs. Indiana (12/31/12)
- 12 -- Aaron White vs. Nebraska (1/5/15)
- 12 -- Gabriel Olaseni vs. Nebraska (1/5/15)

Most Rebounds:

1. 18 -- Adam Woodbury vs. Wisconsin (2/24/16)
2. 17 -- Aaron White vs. Iowa State (12/13/13)
3. **16 -- Luka Garza vs. Wisconsin (1/23/18)**
- 16 -- Gabriel Olaseni at Purdue (1/24/15)
5. 15 -- Jarrod Uthoff vs. Minnesota (2/14/16)
- 15 -- Adam Woodbury vs. Indiana (2/11/16)
- 15 -- Adam Woodbury vs. Penn State (2/3/16)
- 15 -- Aaron White vs. Omaha (11/10/13)

Most Assists

1. 13 -- Jordan Bohannon vs. TCU (3/19/17)
2. 12 -- Mike Gesell vs. Minnesota (2/14/16)
- 12 -- Mike Gesell vs. Coppin State (11/15/15)
4. **11 -- Jordan Bohannon vs. Wisconsin (1/23/18)**
- 11 -- Jordan Bohannon vs. South Dakota (3/15/17)
- 11 -- Mike Gesell vs. Michigan (3/5/16)
- 11 -- Devyn Marble vs. Wisconsin (2/22/14)
- 11 -- Bryce Cartwright vs. Dayton (3/13/12)
9. **10 -- Jordan Bohannon vs. Minnesota (1/30/18)**
- 10 -- Jordan Bohannon vs. Ohio State (1/4/18)**
- 10 -- Jordan Bohannon vs. Indiana (3/9/17)
- 10 -- Mike Gesell vs. Nebraska (1/5/16)
- 10 -- Mike Gesell vs. Tenn. Tech (12/22/15)

Most Steals

1. 7 -- Eric May vs. SIUE (11/26/10)
2. 6 -- Roy Devyn Marble vs. Penn (11/22/13)
- 6 -- Eric May at Wake Forest (11/30/10)
4. **5 -- Nicholas Baer vs. Drake (12/16/17)**
- 5 -- Isaiah Moss vs. Indiana (3/9/17)
- 5 -- Jarryd Cole at Mich St (3/2/11)
- 5 -- Matt Gatens vs. Idaho St (12/4/10)
- 5 -- Aaron White vs. North Florida (12/22/14)
- 5 -- Mike Gesell at Penn State (2/28/15)

Most Blocks

1. 7 -- Melsahn Basabe vs. Iowa St (12/10/10)
- 7 -- Gabriel Olaseni vs. Illinois (3/5/13)
3. 6 -- Nicholas Baer at Nebraska (1/5/17)
- 6 -- Jarrod Uthoff vs. Minnesota (2/14/16)
- 6 -- Jarrod Uthoff vs. Michigan State (12/29/15)
- 6 -- Nicholas Baer vs. Drake (12/19/15)
- 6 -- Melsahn Basabe vs. Ohio St (1/4/11)

Game 13 - Iowa 92, Southern Utah 64

Official Basketball Box Score -- Game Totals -- Final Statistics
Southern Utah vs Iowa
12/19/17 8:05 p.m. at Carver-Hawkeye Arena - Iowa City, IA

Southern Utah 64 • 6-5, 0-0

Box score table for Game 13, listing players and their statistics across various categories like FG, FT, Rebounds, etc.

FG % 1st Half: 12-33 36.4% 2nd half: 12-28 42.9% Game: 24-61 39.3%
3FG % 1st Half: 5-16 31.3% 2nd half: 3-10 30.0% Game: 8-26 30.8%
FT % 1st Half: 2-6 33.3% 2nd half: 6-8 75.0% Game: 8-14 57.1%

Iowa 92 • 7-6, 0-2

Box score table for Game 13, listing players and their statistics across various categories like FG, FT, Rebounds, etc.

FG % 1st Half: 17-32 53.1% 2nd half: 18-35 51.4% Game: 35-67 52.2%
3FG % 1st Half: 4-10 40.0% 2nd half: 2-12 16.7% Game: 6-22 27.3%
FT % 1st Half: 13-16 81.3% 2nd half: 3-5 60.0% Game: 16-21 76.2%

Officials: Gene Steratore, Steve McJunkins, Bill Ek
Technical fouls: Southern Utah-None, Iowa-None.
Attendance: 10220

Score by periods table for Game 13, showing 1st, 2nd, and Total scores for both teams.

Points in paint table for Game 13, showing In, Off, 2nd, and Fast break points for both teams.

Last FG - SUU 2nd-01:47, IOWA 2nd-01:12.
Largest lead - SUU by 1 1st-18:04, IOWA by 30 2nd-03:34.
SUU led for 00:15. IOWA led for 38:34. Game was tied for 01:11.

Score tied - 0 times.
Lead changed - 2 times.

Game 15 - Iowa 98, Northern Illinois 75

Official Basketball Box Score -- Game Totals -- Final Statistics
Northern Illinois vs Iowa
12/29/17 7:05 p.m. at Carver-Hawkeye Arena - Iowa City, IA

Northern Illinois 75 • 7-6, 0-0

Box score table for Game 15, listing players and their statistics across various categories like FG, FT, Rebounds, etc.

FG % 1st Half: 13-33 39.4% 2nd half: 17-36 47.2% Game: 30-69 43.5%
3FG % 1st Half: 3-11 27.3% 2nd half: 5-11 45.5% Game: 8-22 36.4%
FT % 1st Half: 3-4 75.0% 2nd half: 4-6 66.7% Game: 7-10 70.0%

Iowa 98 • 9-6, 0-2

Box score table for Game 15, listing players and their statistics across various categories like FG, FT, Rebounds, etc.

FG % 1st Half: 20-30 66.7% 2nd half: 16-32 50.0% Game: 36-62 58.1%
3FG % 1st Half: 7-13 53.8% 2nd half: 5-13 38.5% Game: 12-26 46.2%
FT % 1st Half: 9-11 81.8% 2nd half: 5-10 50.0% Game: 14-21 66.7%

Officials: Paul Szelc, Lamont Simpson, Chris Beaver
Technical fouls: Northern Illinois-None, Iowa-None.
Attendance: 14665

Score by periods table for Game 15, showing 1st, 2nd, and Total scores for both teams.

Points in paint table for Game 15, showing In, Off, 2nd, and Fast break points for both teams.

Last FG - NIU 2nd-00:03, IOWA 2nd-00:27.
Largest lead - NIU None, IOWA by 32 2nd-11:35.
NIU led for 00:00. IOWA led for 39:43. Game was tied for 00:17.

Score tied - 0 times.
Lead changed - 0 times.

Game 14 - Iowa 80, Colorado 73

Official Basketball Box Score -- Game Totals -- Final Statistics
Colorado vs Iowa
12/22/17 8:10 p.m. at Sioux Falls, SD (Sanford Pentagon)

Colorado 73 • 8-4

Box score table for Game 14, listing players and their statistics across various categories like FG, FT, Rebounds, etc.

FG % 1st Half: 12-29 41.4% 2nd half: 17-39 43.6% Game: 29-68 42.6%
3FG % 1st Half: 1-8 12.5% 2nd half: 3-13 23.1% Game: 6-23 26.1%
FT % 1st Half: 6-10 60.0% 2nd half: 3-7 42.9% Game: 9-17 52.9%

Iowa 80 • 8-6

Box score table for Game 14, listing players and their statistics across various categories like FG, FT, Rebounds, etc.

FG % 1st Half: 11-27 40.7% 2nd half: 15-26 57.7% Game: 26-53 49.1%
3FG % 1st Half: 2-8 25.0% 2nd half: 1-7 14.3% Game: 3-15 20.0%
FT % 1st Half: 8-10 80.0% 2nd half: 17-26 65.4% Game: 25-36 69.4%

Officials: Terry Wymer, DJ Carstensen, Donnie Eppley
Technical fouls: Colorado-TEAM, Iowa-None.
Attendance: 3250

Score by periods table for Game 14, showing 1st, 2nd, and Total scores for both teams.

Points in paint table for Game 14, showing In, Off, 2nd, and Fast break points for both teams.

Last FG - COLO 2nd-00:17, IOWA 2nd-01:14.
Largest lead - COLO by 5 2nd-15:36, IOWA by 10 1st-12:35.
COLO led for 06:55. IOWA led for 30:02. Game was tied for 03:03.

Score tied - 5 times.
Lead changed - 4 times.

Game 16 - Michigan 75, Iowa 68

Official Basketball Box Score -- Game Totals -- Final Statistics
Michigan vs Iowa
01/02/18 6 p.m. at Carver-Hawkeye Arena - Iowa City, IA

Michigan 75 • 13-3, 2-1

Box score table for Game 16, listing players and their statistics across various categories like FG, FT, Rebounds, etc.

FG % 1st Half: 18-29 62.1% 2nd half: 10-28 35.7% Game: 28-57 49.1%
3FG % 1st Half: 8-15 53.3% 2nd half: 3-10 30.0% Game: 11-25 44.0%
FT % 1st Half: 4-5 80.0% 2nd half: 4-5 80.0% Game: 8-10 80.0%

Iowa 68 • 9-7, 0-3

Box score table for Game 16, listing players and their statistics across various categories like FG, FT, Rebounds, etc.

FG % 1st Half: 12-27 44.4% 2nd half: 13-25 52.0% Game: 25-52 48.1%
3FG % 1st Half: 3-10 30.0% 2nd half: 3-5 60.0% Game: 6-15 40.0%
FT % 1st Half: 9-11 81.8% 2nd half: 3-6 50.0% Game: 12-17 70.6%

Officials: Gene Steratore, Keith Kimble, Steve McJunkins
Technical fouls: Michigan-None, Iowa-None.
Attendance: 11363

Score by periods table for Game 16, showing 1st, 2nd, and Total scores for both teams.

Points in paint table for Game 16, showing In, Off, 2nd, and Fast break points for both teams.

Last FG - MICH 2nd-00:15, IOWA 2nd-00:01.
Largest lead - MICH by 18 1st-02:34, IOWA by 3 1st-16:34.
MICH led for 33:17. IOWA led for 04:12. Game was tied for 02:31.

Score tied - 2 times.
Lead changed - 3 times.

Game 29 - Indiana 84, Iowa 82

Official Basketball Box Score -- Game Totals -- Final Statistics
Indiana vs Iowa
02/17/18 1:05 p.m. at Carver-Hawkeye Arena - Iowa City, IA

Indiana 84 • 16-12, 9-7

Box score table for Game 29 showing player stats for Indiana and Iowa. Columns include Player, FG-FGA, 3-Ptr, FT-FTA, Rebounds, PF, TP, A TO Blk, Stl, Min.

FG % 1st Half: 17-32 53.1% 2nd half: 15-25 60.0% Game: 32-57 56.1%
3FG % 1st Half: 6-12 50.0% 2nd half: 8-12 66.7% Game: 14-24 58.3%
FT % 1st Half: 2-2 100.0 2nd half: 4-7 57.1% Game: 6-9 66.7%

Iowa 82 • 12-17, 13-13

Box score table for Game 29 showing player stats for Iowa. Columns include Player, FG-FGA, 3-Ptr, FT-FTA, Rebounds, PF, TP, A TO Blk, Stl, Min.

FG % 1st Half: 17-24 70.8% 2nd half: 10-25 40.0% Game: 27-49 55.1%
3FG % 1st Half: 5-9 55.6% 2nd half: 4-12 33.3% Game: 9-21 42.9%
FT % 1st Half: 6-8 75.0% 2nd half: 13-14 92.9% Game: 19-22 86.4%

Officials: Larry Sciroto, Paul Szelc, Bill Ek
Technical fouls: Indiana-None. Iowa-None.
Attendance: 15229
Fouled Out - Indiana: Smith (01:50)

Score by periods table for Game 29 showing 1st, 2nd, and Total scores for Indiana and Iowa.

Points in paint table for Game 29 showing In, Off, 2nd, and Fast paint points for Indiana and Iowa.

Score tied - 7 times. Lead changed - 3 times.
Largest lead - IND by 13 2nd-11:06, IOWA by 13 1st-13:41.
IND led for 14:44. IOWA led for 21:20. Game was tied for 03:56.

Game 31 - Iowa 77, Northwestern 70

Official Basketball Box Score -- Game Totals -- Final Statistics
Northwestern vs Iowa
02/25/18 6:37 p.m. at Carver-Hawkeye Arena - Iowa City, IA

Northwestern 70 • 15-16, 6-12

Box score table for Game 31 showing player stats for Northwestern and Iowa. Columns include Player, FG-FGA, 3-Ptr, FT-FTA, Rebounds, PF, TP, A TO Blk, Stl, Min.

FG % 1st Half: 12-27 44.4% 2nd half: 15-31 48.4% Game: 27-58 46.6%
3FG % 1st Half: 4-10 40.0% 2nd half: 9-15 60.0% Game: 13-25 52.0%
FT % 1st Half: 0-3 0.0% 2nd half: 3-4 75.0% Game: 3-7 42.9%

Iowa 77 • 13-18, 4-14

Box score table for Game 31 showing player stats for Iowa. Columns include Player, FG-FGA, 3-Ptr, FT-FTA, Rebounds, PF, TP, A TO Blk, Stl, Min.

FG % 1st Half: 13-27 48.1% 2nd half: 12-32 37.5% Game: 25-59 42.4%
3FG % 1st Half: 9-19 47.4% 2nd half: 1-10 10.0% Game: 10-29 34.5%
FT % 1st Half: 10-11 90.9% 2nd half: 7-12 58.3% Game: 17-23 73.9%

Officials: Gene Steratore, Keith Kimble, Brooks Wells
Technical fouls: Northwestern-None. Iowa-None.
Attendance: 11396

Score by periods table for Game 31 showing 1st, 2nd, and Total scores for Northwestern and Iowa.

Points in paint table for Game 31 showing In, Off, 2nd, and Fast paint points for Northwestern and Iowa.

Score tied - 3 times. Lead changed - 3 times.
Largest lead - NU by 2 1st-19:45, IOWA by 22 1st-04:44.
NU led for 00:28. IOWA led for 37:48. Game was tied for 01:44.

Game 30 - Minnesota 86, Iowa 82

Official Basketball Box Score -- Game Totals -- Final Statistics
Iowa vs Minnesota
02/21/18 8:00 PM at Minneapolis, Minn. (Williams Arena)

Iowa 82 • 12-18, 13-14

Box score table for Game 30 showing player stats for Iowa and Minnesota. Columns include Player, FG-FGA, 3-Ptr, FT-FTA, Rebounds, PF, TP, A TO Blk, Stl, Min.

FG % 1st Half: 9-28 32.1% 2nd half: 25-41 61.0% Game: 34-69 49.3%
3FG % 1st Half: 1-6 16.7% 2nd half: 4-12 33.3% Game: 5-18 27.8%
FT % 1st Half: 0-2 0.0% 2nd half: 9-15 60.0% Game: 9-17 52.9%

Minnesota 86 • 15-15, 4-13

Box score table for Game 30 showing player stats for Minnesota. Columns include Player, FG-FGA, 3-Ptr, FT-FTA, Rebounds, PF, TP, A TO Blk, Stl, Min.

FG % 1st Half: 12-34 35.3% 2nd half: 15-27 55.6% Game: 27-61 44.3%
3FG % 1st Half: 4-16 25.0% 2nd half: 5-9 55.6% Game: 9-25 36.0%
FT % 1st Half: 3-5 60.0% 2nd half: 20-30 66.7% Game: 23-35 65.7%

Officials: D.J. Carstensen, Bo Boroski, Steve McLunkins
Technical fouls: Iowa-None. Minnesota-None.
Attendance: 11732

Score by periods table for Game 30 showing 1st, 2nd, and Total scores for Iowa and Minnesota.

Points in paint table for Game 30 showing In, Off, 2nd, and Fast paint points for Iowa and Minnesota.

Score tied - 0 times. Lead changed - 0 times.
Largest lead - IOWA None, MINN by 20 1st-11:07.
IOWA led for 00:00. MINN led for 38:48. Game was tied for 01:07.



IOWA HAWKEYE BASKETBALL
Iowa Combined Team Statistics (as of Feb 25, 2018)
Home games

RECORD:	OVERALL	HOME	AWAY	NEUTRAL
ALL GAMES	9-6	9-6	0-0	0-0
CONFERENCE	3-6	3-6	0-0	0-0
NON-CONFERENCE	6-0	6-0	0-0	0-0

##	Player	gp-gs	min	avg	Total		3-Point		F-Throw		Rebounds				pf	dq	a	to	blk	stl	pts	avg
					fg-fga	fg%	3fg-fga	3fg%	ft-fga	ft%	off	def	tot	avg								
05	Cook, Tyler	15-15	400	26.7	95-159	.597	0-1	.000	71-99	.717	38	65	103	6.9	33	0	34	32	9	12	261	17.4
55	Garza, Luka	15-11	332	22.1	77-123	.626	10-20	.500	58-83	.699	40	63	103	6.9	27	0	20	14	22	6	222	14.8
03	Bohannon, Jordan	15-15	456	30.4	53-141	.376	35-94	.372	29-31	.935	2	38	40	2.7	26	0	98	17	0	14	170	11.3
04	Moss, Isaiah	15-15	346	23.1	58-130	.446	33-67	.493	19-22	.864	9	25	34	2.3	22	0	32	18	3	12	168	11.2
35	Pemsl, Cordell	14-0	240	17.1	34-51	.667	0-0	.000	29-44	.659	11	50	61	4.4	27	0	17	20	4	4	97	6.9
01	Dailey, Maishe	15-0	231	15.4	34-72	.472	19-41	.463	6-12	.500	3	21	24	1.6	6	0	20	13	0	6	93	6.2
02	Nunge, Jack	15-5	232	15.5	28-63	.444	12-31	.387	17-22	.773	13	29	42	2.8	12	0	18	15	19	13	85	5.7
51	Baer, Nicholas	12-10	256	21.3	23-56	.411	8-32	.250	5-11	.455	22	34	56	4.7	24	1	20	9	9	11	59	4.9
24	Ellingson, Brady	12-0	144	12.0	17-33	.515	11-22	.500	1-1	1.000	0	8	8	0.7	1	0	19	4	0	1	46	3.8
15	Kriener, Ryan	12-0	118	9.8	16-30	.533	1-5	.200	2-7	.286	10	15	25	2.1	18	0	18	8	5	7	35	2.9
30	McCaffery, Connor	2-0	32	16.0	1-2	.500	1-2	.500	2-3	.667	0	4	4	2.0	1	0	6	1	0	1	5	2.5
00	Wagner, Ahmad	15-3	135	9.0	6-12	.500	1-2	.500	5-15	.333	13	17	30	2.0	18	0	13	7	1	3	18	1.2
25	Uhl, Dom	8-1	45	5.6	2-7	.286	0-2	.000	1-4	.250	2	11	13	1.6	3	0	3	4	4	0	5	0.6
11	Rose, Charlie	7-0	13	1.9	2-5	.400	0-3	.000	0-0	.000	1	2	3	0.4	1	0	2	2	0	0	4	0.6
20	Till, Riley	6-0	20	3.3	1-5	.200	0-4	.000	0-0	.000	0	1	1	0.2	2	0	0	1	0	2	2	0.3
Team											9	22	31				7					
Total.....		15	3000		447-889	.503	131-326	.402	245-354	.692	173	405	578	38.5	221	1	320	172	76	92	1270	84.7
Opponents.....		15	3000		422-943	.448	135-343	.394	142-206	.689	154	333	487	32.5	310	5	241	176	46	90	1121	74.7

TEAM STATISTICS	IOWA	OPP	Date	Opponent	Score	Att.
SCORING	1270	1121	11/10/17	CHICAGO STATE	w 95-62	12100
Points per game	84.7	74.7	11/12/17	ALABAMA STATE	w 92-58	11637
Scoring margin	+9.9	-	11/16/17	GRAMBLING STATE	w 85-74	10540
FIELD GOALS-ATT	447-889	422-943	* 12/02/17	PENN STATE	L 73-77	12805
Field goal pct	.503	.448	12/10/17	SOUTHERN	w 91-60	11397
3 POINT FG-ATT	131-326	135-343	12/19/17	SOUTHERN UTAH	w 92-64	10220
3-point FG pct	.402	.394	12/29/17	NORTHERN ILLINOIS	w 98-75	14665
3-pt FG made per game	8.7	9.0	* 01/02/18	MICHIGAN	L 68-75	11363
FREE THROWS-ATT	245-354	142-206	* 01/04/18	OHIO STATE	L 81-92	10933
Free throw pct	.692	.689	* 01/20/18	PURDUE	L 64-87	14822
F-Throws made per game	16.3	9.5	* 01/23/18	WISCONSIN	w 85-67	11563
REBOUNDS	578	487	* 01/30/18	MINNESOTA	w 94-80	10371
Rebounds per game	38.5	32.5	* 02/06/18	MICHIGAN STATE	L 93-96	11350
Rebounding margin	+6.1	-	* 02/17/18	INDIANA	L 82-84	15229
ASSISTS	320	241	* 02/25/18	NORTHWESTERN	w 77-70	11396
Assists per game	21.3	16.1				
TURNOVERS	172	176				
Turnovers per game	11.5	11.7				
Turnover margin	+0.3	-				
Assist/turnover ratio	1.9	1.4				
STEALS	92	90				
Steals per game	6.1	6.0				
BLOCKS	76	46				
Blocks per game	5.1	3.1				
ATTENDANCE	180391	0				
Home games-Avg/Game	15-12026	0-0				
Neutral site-Avg/Game	-	0-0				

= Cayman Islands Classic, George Town, Cayman Islands
 % = The Hy-Vee Classic, Des Moines, Iowa
 + = Played in Sioux Falls, South Dakota
 ^ = Big Ten Tournament, New York City
 * = Conference game

Score by Periods	1st	2nd	Totals
Iowa	618	652	1270
Opponents	541	580	1121

IOWA HAWKEYE BASKETBALL
Iowa Combined Team Statistics (as of Feb 25, 2018)
Away games

RECORD:	OVERALL	HOME	AWAY	NEUTRAL
ALL GAMES	4-12	0-0	1-10	3-2
CONFERENCE	1-8	0-0	1-8	0-0
NON-CONFERENCE	3-4	0-0	0-2	3-2

##	Player	gp-gs	min	avg	Total		3-Point		F-Throw		Rebounds				pf	dq	a	to	blk	stl	pts	avg
					fg-fga	fg%	3fg-fga	3fg%	ft-fa	ft%	off	def	tot	avg								
03	Bohannon, Jordan	16-16	524	32.8	75-159	.472	53-111	.477	36-42	.857	1	30	31	1.9	27	0	68	43	0	7	239	14.9
05	Cook, Tyler	16-16	451	28.2	85-161	.528	1-6	.167	42-70	.600	32	78	110	6.9	49	2	21	42	10	9	213	13.3
04	Moss, Isaiah	16-16	397	24.8	67-161	.416	16-56	.286	33-37	.892	5	28	33	2.1	21	0	25	21	3	9	183	11.4
55	Garza, Luka	16-13	324	20.3	56-117	.479	3-19	.158	30-47	.638	35	58	93	5.8	44	1	14	20	10	5	145	9.1
02	Nunge, Jack	16-7	266	16.6	37-81	.457	7-25	.280	17-23	.739	21	26	47	2.9	24	0	16	15	6	8	98	6.1
51	Baer, Nicholas	13-7	281	21.6	27-68	.397	13-39	.333	4-7	.571	26	42	68	5.2	27	0	26	18	13	15	71	5.5
35	Pemsl, Cordell	16-0	264	16.5	30-62	.484	0-0	.000	17-27	.630	25	51	76	4.8	23	0	29	21	6	2	77	4.8
01	Dailey, Maishe	16-0	283	17.7	21-58	.362	7-28	.250	13-21	.619	3	34	37	2.3	13	0	26	15	1	3	62	3.9
15	Kriener, Ryan	13-0	136	10.5	21-40	.525	1-5	.200	3-8	.375	8	15	23	1.8	25	1	7	12	2	5	46	3.5
24	Ellingson, Brady	12-1	131	10.9	11-35	.314	4-16	.250	1-3	.333	0	9	9	0.8	7	0	9	11	2	6	27	2.3
00	Wagner, Ahmad	13-4	116	8.9	13-27	.481	1-4	.250	0-0	.000	10	7	17	1.3	20	0	3	8	1	3	27	2.1
11	Rose, Charlie	1-0	1	1.0	1-1	1.000	0-0	.000	0-0	.000	0	0	0	0.0	0	0	0	0	0	0	2	2.0
30	McCaffery, Connor	2-0	21	10.5	1-1	1.000	0-0	.000	1-1	1.000	0	0	0	0.0	1	0	1	3	0	1	3	1.5
25	Uhl, Dom	8-0	28	3.5	0-2	.000	0-0	.000	0-0	.000	2	3	5	0.6	3	0	3	4	0	0	0	0.0
20	Till, Riley	2-0	2	1.0	0-0	.000	0-0	.000	0-0	.000	0	0	0	0.0	0	0	0	0	0	0	0	0.0
Team											26	21	47		3		4					
Total.....		16	3225		445-973	.457	106-309	.343	197-286	.689	194	402	596	37.2	287	4	248	237	54	73	1193	74.6
Opponents.....		16	3224		471-990	.476	132-363	.364	238-329	.723	165	378	543	33.9	284	7	262	172	45	126	1312	82.0

TEAM STATISTICS	IOWA	OPP	Date	Opponent	Score	Att.
SCORING	1193	1312	# 11/20/17	vs Louisiana	L 71-80	1200
Points per game	74.6	82.0	# 11/21/17	vs South Dakota State	L 72-80	1275
Scoring margin	-7.4	-	11/22/17	vs UAB	W 95-85	1020
FIELD GOALS-ATT	445-973	471-990	11/28/17	at Virginia Tech	L 55-79	7101
Field goal pct	.457	.476	* 12/04/17	at Indiana	L 64-77	17222
3 POINT FG-ATT	106-309	132-363	12/07/17	at Iowa State	L 78-84	14384
3-point FG pct	.343	.364	% 12/16/17	vs Drake	W 90-64	13828
3-pt FG made per game	6.6	8.3	+ 12/22/17	vs Colorado	W 80-73	3250
FREE THROWS-ATT	197-286	238-329	* 01/07/18	at Maryland	L 73-91	13352
Free throw pct	.689	.723	* 01/11/18	at Illinois	Wot 104-97	11326
F-Throws made per game	12.3	14.9	* 01/17/18	at Rutgers	L 64-80	4002
REBOUNDS	596	543	* 01/27/18	at Nebraska	L 84-98	15952
Rebounds per game	37.2	33.9	* 02/03/18	at Penn State	L 58-82	10394
Rebounding margin	+3.3	-	* 02/10/18	at Ohio State	L 64-82	18809
ASSISTS	248	262	* 02/14/18	at Michigan	L 59-74	10173
Assists per game	15.5	16.4	* 02/21/18	at Minnesota	L 82-86	11732
TURNOVERS	237	172				
Turnovers per game	14.8	10.8				
Turnover margin	-4.1	-				
Assist/turnover ratio	1.0	1.5				
STEALS	73	126				
Steals per game	4.6	7.9				
BLOCKS	54	45				
Blocks per game	3.4	2.8				
ATTENDANCE	0	155020				
Home games-Avg/Game	0-0	11-12222				
Neutral site-Avg/Game	-	5-4115				

= Cayman Islands Classic, George Town, Cayman Islands
 % = The Hy-Vee Classic, Des Moines, Iowa
 + = Played in Sioux Falls, South Dakota
 ^ = Big Ten Tournament, New York City
 * = Conference game

Score by Periods	1st	2nd	OT	Totals
Iowa	522	657	14	1193
Opponents	634	671	7	1312

IOWA HAWKEYE BASKETBALL
Iowa Combined Team Statistics (as of Feb 25, 2018)
Games won

RECORD:	OVERALL	HOME	AWAY	NEUTRAL
ALL GAMES	13-0	9-0	1-0	3-0
CONFERENCE	4-0	3-0	1-0	0-0
NON-CONFERENCE	9-0	6-0	0-0	3-0

##	Player	gp-gs	min	avg	Total		3-Point		F-Throw		Rebounds				pf	dq	a	to	blk	stl	pts	avg
					fg-fga	fg%	3fg-fga	3fg%	ft-fa	ft%	off	def	tot	avg								
05	Cook, Tyler	13-13	338	26.0	79-116	.681	0-3	.000	53-75	.707	25	63	88	6.8	33	0	27	27	7	10	211	16.2
55	Garza, Luka	13-8	287	22.1	66-106	.623	7-15	.467	59-82	.720	42	67	109	8.4	33	0	17	13	23	6	198	15.2
03	Bohannon, Jordan	13-13	390	30.0	54-121	.446	35-83	.422	44-49	.898	2	31	33	2.5	14	0	82	19	0	13	187	14.4
04	Moss, Isaiah	13-13	330	25.4	59-126	.468	30-65	.462	24-27	.889	4	23	27	2.1	21	0	25	13	1	14	172	13.2
35	Pemsl, Cordell	12-0	202	16.8	29-46	.630	0-0	.000	28-44	.636	16	41	57	4.8	23	0	17	19	6	3	86	7.2
01	Dailey, Maishe	13-0	216	16.6	26-56	.464	14-34	.412	15-21	.714	4	22	26	2.0	3	0	21	8	1	5	81	6.2
51	Baer, Nicholas	9-8	187	20.8	19-52	.365	7-29	.241	9-16	.563	16	33	49	5.4	15	0	17	6	5	14	54	6.0
02	Nunge, Jack	13-6	190	14.6	25-55	.455	9-24	.375	17-22	.773	11	23	34	2.6	12	0	15	9	14	10	76	5.8
24	Ellingson, Brady	10-0	129	12.9	15-31	.484	10-21	.476	1-1	1.000	0	7	7	0.7	0	0	14	8	0	2	41	4.1
15	Kriener, Ryan	11-0	134	12.2	20-36	.556	0-5	.000	3-9	.333	9	19	28	2.5	19	0	18	10	4	5	43	3.9
30	McCaffery, Connor	4-0	53	13.3	2-3	.667	1-2	.500	3-4	.750	0	4	4	1.0	2	0	7	4	0	2	8	2.0
00	Wagner, Ahmad	11-3	94	8.5	3-8	.375	1-3	.333	5-12	.417	10	14	24	2.2	12	0	11	7	1	3	12	1.1
11	Rose, Charlie	7-0	14	2.0	2-5	.400	0-3	.000	0-0	.000	1	2	3	0.4	1	0	2	2	0	0	4	0.6
20	Till, Riley	6-0	20	3.3	1-5	.200	0-4	.000	0-0	.000	0	1	1	0.2	2	0	0	1	0	2	2	0.3
25	Uhl, Dom	9-1	41	4.6	1-5	.200	0-2	.000	1-4	.250	2	9	11	1.2	2	0	2	5	4	0	3	0.3
Team											9	21	30				4					
Total.....		13	2625		401-771	.520	114-293	.389	262-366	.716	151	380	531	40.8	192	0	275	155	66	89	1178	90.6
Opponents.....		13	2625		354-849	.417	99-305	.325	122-178	.685	151	271	422	32.5	291	9	183	165	31	84	929	71.5

TEAM STATISTICS	IOWA	OPP	Date	Opponent	Score	Att.
SCORING	1178	929	11/10/17	CHICAGO STATE	w 95-62	12100
Points per game	90.6	71.5	11/12/17	ALABAMA STATE	w 92-58	11637
Scoring margin	+19.2	-	11/16/17	GRAMBLING STATE	w 85-74	10540
FIELD GOALS-ATT	401-771	354-849	11/22/17	vs UAB	w 95-85	1020
Field goal pct	.520	.417	12/10/17	SOUTHERN	w 91-60	11397
3 POINT FG-ATT	114-293	99-305	% 12/16/17	vs Drake	w 90-64	13828
3-point FG pct	.389	.325	12/19/17	SOUTHERN UTAH	w 92-64	10220
3-pt FG made per game	8.8	7.6	+ 12/22/17	vs Colorado	w 80-73	3250
FREE THROWS-ATT	262-366	122-178	12/29/17	NORTHERN ILLINOIS	w 98-75	14665
Free throw pct	.716	.685	* 01/11/18	at Illinois	wot 104-97	11326
F-Throws made per game	20.2	9.4	* 01/23/18	WISCONSIN	w 85-67	11563
REBOUNDS	531	422	* 01/30/18	MINNESOTA	w 94-80	10371
Rebounds per game	40.8	32.5	* 02/25/18	NORTHWESTERN	w 77-70	11396
Rebounding margin	+8.4	-				
ASSISTS	275	183				
Assists per game	21.2	14.1				
TURNOVERS	155	165				
Turnovers per game	11.9	12.7				
Turnover margin	+0.8	-				
Assist/turnover ratio	1.8	1.1				
STEALS	89	84				
Steals per game	6.8	6.5				
BLOCKS	66	31				
Blocks per game	5.1	2.4				
ATTENDANCE	103889	29424				
Home games-Avg/Game	9-11543	1-11326				
Neutral site-Avg/Game	-	3-6033				

= Cayman Islands Classic, George Town, Cayman Islands
% = The Hy-Vee Classic, Des Moines, Iowa
+ = Played in Sioux Falls, South Dakota
^ = Big Ten Tournament, New York City
* = Conference game

Score by Periods	1st	2nd	OT	Totals
Iowa	571	593	14	1178
Opponents	422	500	7	929

IOWA HAWKEYE BASKETBALL
Iowa Combined Team Statistics (as of Feb 25, 2018)
Games lost

RECORD:	OVERALL	HOME	AWAY	NEUTRAL
ALL GAMES	0-18	0-6	0-10	0-2
CONFERENCE	0-14	0-6	0-8	0-0
NON-CONFERENCE	0-4	0-0	0-2	0-2

##	Player	gp-gs	min	avg	Total		3-Point		F-Throw		Rebounds				pf	dq	a	to	blk	stl	pts	avg				
					fg-fga	fg%	3fg-fga	3fg%	ft-fa	ft%	off	def	tot	avg												
05	Cook, Tyler	18-18	513	28.5	101-204	.495	1-4	.250	60-94	.638	45	80	125	6.9	49	2	28	47	12	11	263	14.6				
03	Bohannon, Jordan	18-18	590	32.8	74-179	.413	53-122	.434	21-24	.875	1	37	38	2.1	39	0	84	41	0	8	222	12.3				
04	Moss, Isaiah	18-18	413	22.9	66-165	.400	19-58	.328	28-32	.875	10	30	40	2.2	22	0	32	26	5	7	179	9.9				
55	Garza, Luka	18-16	369	20.5	67-134	.500	6-24	.250	29-48	.604	33	54	87	4.8	38	1	17	21	9	5	169	9.4				
02	Nunge, Jack	18-6	308	17.1	40-89	.449	10-32	.313	17-23	.739	23	32	55	3.1	24	0	19	21	11	11	107	5.9				
35	Pemsl, Cordell	18-0	302	16.8	35-67	.522	0-0	.000	18-27	.667	20	60	80	4.4	27	0	29	22	4	3	88	4.9				
51	Baer, Nicholas	16-9	350	21.9	31-72	.431	14-42	.333	0-2	.000	32	43	75	4.7	36	1	29	21	17	12	76	4.8				
01	Dailey, Maishe	18-0	298	16.6	29-74	.392	12-35	.343	4-12	.333	2	33	35	1.9	16	0	25	20	0	4	74	4.1				
15	Kriener, Ryan	14-0	120	8.6	17-34	.500	2-5	.400	2-6	.333	9	11	20	1.4	24	1	7	10	3	7	38	2.7				
24	Ellingson, Brady	14-1	146	10.4	13-37	.351	5-17	.294	1-3	.333	0	10	10	0.7	8	0	14	7	2	5	32	2.3				
11	Rose, Charlie	1-0	0	0.0	1-1	1.000	0-0	.000	0-0	.000	0	0	0	0.0	0	0	0	0	0	0	2	2.0				
00	Wagner, Ahmad	17-4	157	9.2	16-31	.516	1-3	.333	0-3	.000	13	10	23	1.4	26	0	5	8	1	3	33	1.9				
25	Uhl, Dom	7-0	32	4.6	1-4	.250	0-0	.000	0-0	.000	2	5	7	1.0	4	0	4	3	0	0	2	0.3				
20	Till, Riley	2-0	2	1.0	0-0	.000	0-0	.000	0-0	.000	0	0	0	0.0	0	0	0	0	0	0	0	0.0				
Team											26	22	48				3				7					
Total.....		18	3600	491-1091		.450	123-342	.360	180-274	.657	216	427	643	35.7	316	5	293	254	64	76	1285	71.4				
Opponents.....		18	3599	539-1084		.497	168-401	.419	258-357	.723	168	440	608	33.8	303	3	320	183	60	132	1504	83.6				

TEAM STATISTICS	IOWA	OPP	Date	Opponent	Score	Att.	
SCORING	1285	1504	# 11/20/17	vs Louisiana	L 71-80	1200	
Points per game	71.4	83.6	# 11/21/17	vs South Dakota State	L 72-80	1275	
Scoring margin	-12.2	-	11/28/17	at Virginia Tech	L 55-79	7101	
FIELD GOALS-ATT	491-1091	539-1084	* 12/02/17	PENN STATE	L 73-77	12805	
Field goal pct	.450	.497	* 12/04/17	at Indiana	L 64-77	17222	
3 POINT FG-ATT	123-342	168-401	12/07/17	at Iowa State	L 78-84	14384	
3-point FG pct	.360	.419	* 01/02/18	MICHIGAN	L 68-75	11363	
3-pt FG made per game	6.8	9.3	* 01/04/18	OHIO STATE	L 81-92	10933	
FREE THROWS-ATT	180-274	258-357	* 01/07/18	at Maryland	L 73-91	13352	
Free throw pct	.657	.723	* 01/17/18	at Rutgers	L 64-80	4002	
F-Throws made per game	10.0	14.3	* 01/20/18	PURDUE	L 64-87	14822	
REBOUNDS	643	608	* 01/27/18	at Nebraska	L 84-98	15952	
Rebounds per game	35.7	33.8	* 02/03/18	at Penn State	L 58-82	10394	
Rebounding margin	+1.9	-	* 02/06/18	MICHIGAN STATE	L 93-96	11350	
ASSISTS	293	320	* 02/10/18	at Ohio State	L 64-82	18809	
Assists per game	16.3	17.8	* 02/14/18	at Michigan	L 59-74	10173	
TURNOVERS	254	183	* 02/17/18	INDIANA	L 82-84	15229	
Turnovers per game	14.1	10.2	* 02/21/18	at Minnesota	L 82-86	11732	
Turnover margin	-3.9	-					
Assist/turnover ratio	1.2	1.7	# = Cayman Islands Classic, George Town, Cayman Islands				
STEALS	76	132	% = The Hy-Vee Classic, Des Moines, Iowa				
Steals per game	4.2	7.3	+ = Played in Sioux Falls, South Dakota				
BLOCKS	64	60	^ = Big Ten Tournament, New York City				
Blocks per game	3.6	3.3	* = Conference game				
ATTENDANCE	76502	125596					
Home games-Avg/Game	6-12750	10-12312					
Neutral site-Avg/Game	-	2-1238					

Score by Periods	1st	2nd	Totals
Iowa	569	716	1285
Opponents	753	751	1504

IOWA HAWKEYE BASKETBALL
Iowa Combined Team Statistics (as of Feb 26, 2018)
Non-conference games

RECORD:	OVERALL	HOME	AWAY	NEUTRAL
ALL GAMES	9-4	6-0	0-2	3-2
CONFERENCE	0-0	0-0	0-0	0-0
NON-CONFERENCE	9-4	6-0	0-2	3-2

##	Player	gp-gs	min	avg	Total		3-Point		F-Throw		Rebounds				pf	dq	a	to	blk	stl	pts	avg									
					fg-fga	fg%	3fg-fga	3fg%	ft-fa	ft%	off	def	tot	avg																	
05	Cook, Tyler	13-13	318	24.5	63-103	.612	0-4	.000	51-73	.699	24	54	78	6.0	34	1	21	26	10	4	177	13.6									
04	Moss, Isaiah	13-13	308	23.7	58-132	.439	25-66	.379	24-27	.889	4	22	26	2.0	24	0	25	19	2	11	165	12.7									
03	Bohannon, Jordan	13-13	368	28.3	49-114	.430	33-75	.440	28-34	.824	3	26	29	2.2	19	0	64	21	0	6	159	12.2									
55	Garza, Luka	13-7	237	18.2	50-86	.581	5-13	.385	39-65	.600	30	63	93	7.2	28	0	16	14	21	6	144	11.1									
02	Nunge, Jack	13-7	258	19.8	39-73	.534	10-28	.357	23-33	.697	15	31	46	3.5	15	0	19	15	13	12	111	8.5									
01	Dailey, Maishe	13-0	208	16.0	28-58	.483	15-34	.441	15-19	.789	4	22	26	2.0	4	0	18	8	0	3	86	6.6									
35	Pemsl, Cordell	12-0	203	16.9	29-54	.537	0-0	.000	21-35	.600	25	49	74	6.2	16	0	26	15	7	3	79	6.6									
51	Baer, Nicholas	7-5	130	18.6	16-43	.372	6-22	.273	2-5	.400	16	27	43	6.1	13	0	12	10	3	12	40	5.7									
15	Kriener, Ryan	13-0	159	12.2	21-41	.512	1-5	.200	3-8	.375	9	20	29	2.2	25	1	19	13	4	8	46	3.5									
24	Ellingson, Brady	13-1	173	13.3	17-45	.378	11-32	.344	1-2	.500	0	13	13	1.0	3	0	19	9	1	6	46	3.5									
00	Wagner, Ahmad	11-6	118	10.7	9-18	.500	2-4	.500	4-10	.400	11	17	28	2.5	14	0	13	10	2	4	24	2.2									
30	McCaffery, Connor	4-0	53	13.3	2-3	.667	1-2	.500	3-4	.750	0	4	4	1.0	2	0	7	4	0	2	8	2.0									
11	Rose, Charlie	6-0	14	2.3	2-5	.400	0-3	.000	0-0	.000	1	2	3	0.5	1	0	2	2	0	0	4	0.7									
25	Uhl, Dom	8-0	33	4.1	1-3	.333	0-1	.000	1-4	.250	2	7	9	1.1	2	0	2	4	2	0	3	0.4									
20	Till, Riley	7-0	20	2.9	1-5	.200	0-4	.000	0-0	.000	0	1	1	0.1	2	0	0	1	0	2	2	0.3									
Team											12	26	38		1		1														
Total.....		13	2600		385-783	.492	109-293	.372	215-319	.674	156	384	540	41.5	203	2	263	172	65	79	1094	84.2									
Opponents.....		13	2600		347-830	.418	92-298	.309	152-212	.717	141	298	439	33.8	269	3	178	164	29	97	938	72.2									

TEAM STATISTICS	IOWA	OPP	Date	Opponent	Score	Att.
SCORING	1094	938	11/10/17	CHICAGO STATE	w 95-62	12100
Points per game	84.2	72.2	11/12/17	ALABAMA STATE	w 92-58	11637
Scoring margin	+12.0	-	11/16/17	GRAMBLING STATE	w 85-74	10540
FIELD GOALS-ATT	385-783	347-830	# 11/20/17	vs Louisiana	L 71-80	1200
Field goal pct	.492	.418	# 11/21/17	vs South Dakota State	L 72-80	1275
3 POINT FG-ATT	109-293	92-298	11/22/17	vs UAB	w 95-85	1020
3-point FG pct	.372	.309	11/28/17	at Virginia Tech	L 55-79	7101
3-pt FG made per game	8.4	7.1	12/07/17	at Iowa State	L 78-84	14384
FREE THROWS-ATT	215-319	152-212	12/10/17	SOUTHERN	w 91-60	11397
Free throw pct	.674	.717	% 12/16/17	vs Drake	w 90-64	13828
F-Throws made per game	16.5	11.7	12/19/17	SOUTHERN UTAH	w 92-64	10220
REBOUNDS	540	439	+ 12/22/17	vs Colorado	w 80-73	3250
Rebounds per game	41.5	33.8	12/29/17	NORTHERN ILLINOIS	w 98-75	14665
Rebounding margin	+7.8	-				
ASSISTS	263	178				
Assists per game	20.2	13.7				
TURNOVERS	172	164				
Turnovers per game	13.2	12.6				
Turnover margin	-0.6	-				
Assist/turnover ratio	1.5	1.1				
STEALS	79	97				
Steals per game	6.1	7.5				
BLOCKS	65	29				
Blocks per game	5.0	2.2				
ATTENDANCE	70559	42058				
Home games-Avg/Game	6-11760	2-10742				
Neutral site-Avg/Game	-	5-4115				

= Cayman Islands Classic, George Town, Cayman Islands
 % = The Hy-Vee Classic, Des Moines, Iowa
 + = Played in Sioux Falls, South Dakota
 ^ = Big Ten Tournament, New York City
 * = Conference game

Score by Periods	1st	2nd	Totals
Iowa	540	554	1094
Opponents	426	512	938

IOWA HAWKEYE BASKETBALL
Iowa Combined Team Statistics (as of Feb 25, 2018)
Conference games only

RECORD:	OVERALL	HOME	AWAY	NEUTRAL
ALL GAMES	4-14	3-6	1-8	0-0
CONFERENCE	4-14	3-6	1-8	0-0
NON-CONFERENCE	0-0	0-0	0-0	0-0

##	Player	gp-gs	min	avg	Total		3-Point		F-Throw		Rebounds				pf	dq	a	to	blk	stl	pts	avg
					fg-fga	fg%	3fg-fga	3fg%	ft-fa	ft%	off	def	tot	avg								
05	Cook, Tyler	18-18	533	29.6	117-217	.539	1-3	.333	62-96	.646	46	89	135	7.5	48	1	34	48	9	17	297	16.5
03	Bohannon, Jordan	18-18	612	34.0	79-186	.425	55-130	.423	37-39	.949	0	42	42	2.3	34	0	102	39	0	15	250	13.9
55	Garza, Luka	18-17	419	23.3	83-154	.539	8-26	.308	49-65	.754	45	58	103	5.7	43	1	18	20	11	5	223	12.4
04	Moss, Isaiah	18-18	435	24.2	67-159	.421	24-57	.421	28-32	.875	10	31	41	2.3	19	0	32	20	4	10	186	10.3
35	Pemsl, Cordell	18-0	301	16.7	35-59	.593	0-0	.000	25-36	.694	11	52	63	3.5	34	0	20	26	3	3	95	5.3
51	Baer, Nicholas	18-12	407	22.6	34-81	.420	15-49	.306	7-13	.538	32	49	81	4.5	38	1	34	17	19	14	90	5.0
02	Nunge, Jack	18-5	240	13.3	26-71	.366	9-28	.321	11-12	.917	19	24	43	2.4	21	0	15	15	12	9	72	4.0
01	Dailey, Maishe	18-0	306	17.0	27-72	.375	11-35	.314	4-14	.286	2	33	35	1.9	15	0	28	20	1	6	69	3.8
15	Kriener, Ryan	12-0	95	7.9	16-29	.552	1-5	.200	2-7	.286	9	10	19	1.6	18	0	6	7	3	4	35	2.9
24	Ellingson, Brady	11-0	102	9.3	11-23	.478	4-6	.667	1-2	.500	0	4	4	0.4	5	0	9	6	1	1	27	2.5
00	Wagner, Ahmad	17-1	133	7.8	10-21	.476	0-2	.000	1-5	.200	12	7	19	1.1	24	0	3	5	0	2	21	1.2
11	Rose, Charlie	2-0	0	0.0	1-1	1.000	0-0	.000	0-0	.000	0	0	0	0.0	0	0	0	0	0	0	2	1.0
25	Uhl, Dom	8-1	40	5.0	1-6	.167	0-1	.000	0-0	.000	2	7	9	1.1	4	0	4	4	2	0	2	0.3
20	Till, Riley	1-0	2	2.0	0-0	.000	0-0	.000	0-0	.000	0	0	0	0.0	0	0	0	0	0	0	0	0.0
Team											23	17	40		2		10					
Total.....		18	3625		507-1079	.470	128-342	.374	227-321	.707	211	423	634	35.2	305	3	305	237	65	86	1369	76.1
Opponents.....		18	3624		546-1103	.495	175-408	.429	228-323	.706	178	413	591	32.8	325	9	325	184	62	119	1495	83.1

TEAM STATISTICS	IOWA	OPP	Date	Opponent	Score	Att.
SCORING	1369	1495	* 12/02/17	PENN STATE	L 73-77	12805
Points per game	76.1	83.1	* 12/04/17	at Indiana	L 64-77	17222
Scoring margin	-7.0	-	* 01/02/18	MICHIGAN	L 68-75	11363
FIELD GOALS-ATT	507-1079	546-1103	* 01/04/18	OHIO STATE	L 81-92	10933
Field goal pct	.470	.495	* 01/07/18	at Maryland	L 73-91	13352
3 POINT FG-ATT	128-342	175-408	* 01/11/18	at Illinois	Wot 104-97	11326
3-point FG pct	.374	.429	* 01/17/18	at Rutgers	L 64-80	4002
3-pt FG made per game	7.1	9.7	* 01/20/18	PURDUE	L 64-87	14822
FREE THROWS-ATT	227-321	228-323	* 01/23/18	WISCONSIN	w 85-67	11563
Free throw pct	.707	.706	* 01/27/18	at Nebraska	L 84-98	15952
F-Throws made per game	12.6	12.7	* 01/30/18	MINNESOTA	w 94-80	10371
REBOUNDS	634	591	* 02/03/18	at Penn State	L 58-82	10394
Rebounds per game	35.2	32.8	* 02/06/18	MICHIGAN STATE	L 93-96	11350
Rebounding margin	+2.4	-	* 02/10/18	at Ohio State	L 64-82	18809
ASSISTS	305	325	* 02/14/18	at Michigan	L 59-74	10173
Assists per game	16.9	18.1	* 02/17/18	INDIANA	L 82-84	15229
TURNOVERS	237	184	* 02/21/18	at Minnesota	L 82-86	11732
Turnovers per game	13.2	10.2	* 02/25/18	NORTHWESTERN	w 77-70	11396
Turnover margin	-2.9	-				
Assist/turnover ratio	1.3	1.8				
STEALS	86	119				
Steals per game	4.8	6.6				
BLOCKS	65	62				
Blocks per game	3.6	3.4				
ATTENDANCE	109832	112962				
Home games-Avg/Game	9-12204	9-12551				
Neutral site-Avg/Game	-	0-0				

= Cayman Islands Classic, George Town, Cayman Islands
% = The Hy-Vee Classic, Des Moines, Iowa
+ = Played in Sioux Falls, South Dakota
^ = Big Ten Tournament, New York City
* = Conference game

Score by Periods	1st	2nd	OT	Totals
Iowa	600	755	14	1369
Opponents	749	739	7	1495

IOWA HAWKEYE BASKETBALL
Iowa Combined Team Statistics (as of Feb 25, 2018)
All games

RECORD:	OVERALL	HOME	AWAY	NEUTRAL
ALL GAMES	13-18	9-6	1-10	3-2
CONFERENCE	4-14	3-6	1-8	0-0
NON-CONFERENCE	9-4	6-0	0-2	3-2

##	Player	gp-gs	min	avg	Total		3-Point		F-Throw		Rebounds				pf	dq	a	to	blk	stl	pts	avg
					fg-fga	fg%	3fg-fga	3fg%	ft-fa	ft%	off	def	tot	avg								
05	Cook, Tyler	31-31	851	27.5	180-320	.563	1-7	.143	113-169	.669	70	143	213	6.9	82	2	55	74	19	21	474	15.3
03	Bohannon, Jordan	31-31	980	31.6	128-300	.427	88-205	.429	65-73	.890	3	68	71	2.3	53	0	166	60	0	21	409	13.2
55	Garza, Luka	31-24	656	21.2	133-240	.554	13-39	.333	88-130	.677	75	121	196	6.3	71	1	34	34	32	11	367	11.8
04	Moss, Isaiah	31-31	743	24.0	125-291	.430	49-123	.398	52-59	.881	14	53	67	2.2	43	0	57	39	6	21	351	11.3
02	Nunge, Jack	31-12	498	16.1	65-144	.451	19-56	.339	34-45	.756	34	55	89	2.9	36	0	34	30	25	21	183	5.9
35	Pemsl, Cordell	30-0	504	16.8	64-113	.566	0-0	.000	46-71	.648	36	101	137	4.6	50	0	46	41	10	6	174	5.8
51	Baer, Nicholas	25-17	537	21.5	50-124	.403	21-71	.296	9-18	.500	48	76	124	5.0	51	1	46	27	22	26	130	5.2
01	Dailey, Maishe	31-0	514	16.6	55-130	.423	26-69	.377	19-33	.576	6	55	61	2.0	19	0	46	28	1	9	155	5.0
15	Kriener, Ryan	25-0	254	10.2	37-70	.529	2-10	.200	5-15	.333	18	30	48	1.9	43	1	25	20	7	12	81	3.2
24	Ellingson, Brady	24-1	275	11.5	28-68	.412	15-38	.395	2-4	.500	0	17	17	0.7	8	0	28	15	2	7	73	3.0
30	McCaffery, Connor	4-0	53	13.3	2-3	.667	1-2	.500	3-4	.750	0	4	4	1.0	2	0	7	4	0	2	8	2.0
00	Wagner, Ahmad	28-7	251	9.0	19-39	.487	2-6	.333	5-15	.333	23	24	47	1.7	38	0	16	15	2	6	45	1.6
11	Rose, Charlie	8-0	14	1.8	3-6	.500	0-3	.000	0-0	.000	1	2	3	0.4	1	0	2	2	0	0	6	0.8
25	Uhl, Dom	16-1	73	4.6	2-9	.222	0-2	.000	1-4	.250	4	14	18	1.1	6	0	6	8	4	0	5	0.3
20	Till, Riley	8-0	22	2.8	1-5	.200	0-4	.000	0-0	.000	0	1	1	0.1	2	0	0	1	0	2	2	0.3
Team											35	43	78		3		11					
Total.....		31	6225		892-1862	.479	237-635	.373	442-640	.691	367	807	1174	37.9	508	5	568	409	130	165	2463	79.5
Opponents.....		31	6224		893-1933	.462	267-706	.378	380-535	.710	319	711	1030	33.2	594	12	503	348	91	216	2433	78.5

TEAM STATISTICS	IOWA	OPP	Date	Opponent	Score	Att.			
SCORING	2463	2433	11/10/17	CHICAGO STATE	w	95-62	12100		
Points per game	79.5	78.5	11/12/17	ALABAMA STATE	w	92-58	11637		
Scoring margin	+1.0	-	11/16/17	GRAMBLING STATE	w	85-74	10540		
FIELD GOALS-ATT	892-1862	893-1933	# 11/20/17	vs Louisiana	L	71-80	1200		
Field goal pct	.479	.462	# 11/21/17	vs South Dakota State	L	72-80	1275		
3 POINT FG-ATT	237-635	267-706	11/22/17	vs UAB	w	95-85	1020		
3-point FG pct	.373	.378	11/28/17	at Virginia Tech	L	55-79	7101		
3-pt FG made per game	7.6	8.6	* 12/02/17	PENN STATE	L	73-77	12805		
FREE THROWS-ATT	442-640	380-535	* 12/04/17	at Indiana	L	64-77	17222		
Free throw pct	.691	.710	12/07/17	at Iowa State	L	78-84	14384		
F-Throws made per game	14.3	12.3	12/10/17	SOUTHERN	w	91-60	11397		
REBOUNDS	1174	1030	% 12/16/17	vs Drake	w	90-64	13828		
Rebounds per game	37.9	33.2	12/19/17	SOUTHERN UTAH	w	92-64	10220		
Rebounding margin	+4.6	-	+ 12/22/17	vs Colorado	w	80-73	3250		
ASSISTS	568	503	12/29/17	NORTHERN ILLINOIS	w	98-75	14665		
Assists per game	18.3	16.2	* 01/02/18	MICHIGAN	L	68-75	11363		
TURNOVERS	409	348	* 01/04/18	OHIO STATE	L	81-92	10933		
Turnovers per game	13.2	11.2	* 01/07/18	at Maryland	L	73-91	13352		
Turnover margin	-2.0	-	* 01/11/18	at Illinois	Wot	104-97	11326		
Assist/turnover ratio	1.4	1.4	* 01/17/18	at Rutgers	L	64-80	4002		
STEALS	165	216	* 01/20/18	PURDUE	L	64-87	14822		
Steals per game	5.3	7.0	* 01/23/18	WISCONSIN	w	85-67	11563		
BLOCKS	130	91	* 01/27/18	at Nebraska	L	84-98	15952		
Blocks per game	4.2	2.9	* 01/30/18	MINNESOTA	w	94-80	10371		
ATTENDANCE	180391	155020	* 02/03/18	at Penn State	L	58-82	10394		
Home games-Avg/Game	15-12026	11-12222	* 02/06/18	MICHIGAN STATE	L	93-96	11350		
Neutral site-Avg/Game	-	5-4115	* 02/10/18	at Ohio State	L	64-82	18809		
Score by Periods	1st	2nd	OT	Totals					
Iowa	1140	1309	14	2463	* 02/14/18	at Michigan	L	59-74	10173
Opponents	1175	1251	7	2433	* 02/17/18	INDIANA	L	82-84	15229
					* 02/21/18	at Minnesota	L	82-86	11732
					* 02/25/18	NORTHWESTERN	w	77-70	11396

= Cayman Islands Classic, George Town, Cayman Islands
% = The Hy-Vee Classic, Des Moines, Iowa
+ = Played in Sioux Falls, South Dakota
^ = Big Ten Tournament, New York City
* = Conference game

2017-18 IOWA HAWKEYES



#0
AHMAD WAGNER
F, 6-7, 235, Jr.



#1
MAISHE DAILEY
G, 6-7, 195, So.



#2
JACK NUNGE
F, 6-11, 225, Fr.



#3
JORDAN BOHANNON
G, 6-0, 180, So.




#4
ISAIAH MOSS
G, 6-5, 205, RS-So.



#5
TYLER COOK
F, 6-9, 255, So.




#11
CHARLIE ROSE
G, 6-4, 190, Sr.



#13
AUSTIN ASH
G, 6-2, 160, Fr.



#15
RYAN KRIENER
F, 6-9, 250, So.




#20
RILEY TILL
F, 6-7, 200, RS-Fr.



#24
BRADY ELLINGSON
G, 6-4, 196, RS-Jr.



#25
DOM UHL
F, 6-9, 220, Sr.



#30
CONNOR MCCAUFFERY
G, 6-5, 200, Fr.



#35
CORDELL PEMSL
F, 6-8, 240, So.



#51
NICHOLAS BAER
F, 6-7, 210, RS-Jr.



#55
LUKA GARZA
F, 6-11, 235, Fr.



FRAN MCCAUFFERY
Head Coach



KIRK SPERAW
Assistant Coach



SHERMAN DILLARD
Assistant Coach



ANDREW FRANCIS
Assistant Coach