







2017 NCAA Championships - Qualifier

Event Results - AA

Apr 21, 2017

Page: 1
Printed: 4/21/2017 9:48 PM







Men / 10
Session: 2

Rank	Num	Name	Gym							AA
1	814	Jonathan Tang	Navy	14.300	12.750	13.550	13.650	14.100	13.800	82.150
2	502	Andrew Botto	Iowa	13.250	12.650	14.300	13.300	14.150	12.900	80.550
3	309	Aaron Mah	California	13.950	13.250	12.900	13.350	13.350	13.350	80.150
4	204	Nathan Goff	Army	13.000	11.850	13.650	13.850	14.050	13.500	79.900
5	301	Yordan Aleksandrov	California	12.150	12.650	13.500	14.150	13.150	13.950	79.550
6	801	Noah Beeman	Navy	13.150	12.600	12.950	14.000	13.150	13.450	79.300
7	1304	Stephen Lewis	Springfield	13.400	13.200	12.800	12.700	13.650	12.250	78.000
8	1302	Chris Graff	Springfield	13.150	12.950	13.400	12.950	12.450	12.200	77.100
9	1301	Joshua Dieker	Springfield	12.850	11.300	13.350	13.650	13.000	12.700	76.850

2017 NCAA Championships - Qualifier

Team Results







Apr 21, 2017

Rank	Gym	Team	Score						
1	Oklahoma	X	430.600	71.300 1	71.300 1	72.150 1	73.600 1	72.200 1	70.050 1
	1111	Yul Moldauer		15.300	14.400	15.200		14.350	
	1116	Colin Van Wicklen		14.650			14.950	13.500	14.600
	1105	Thao Hoang		14.150		14.600			
	1117	Matt Wenske		13.750			14.950		
	1108	Tanner Justus		13.450			14.800		
	1102	Allan Bower			15.050			15.200	14.050
	1115	Genki Suzuki			14.150				14.250
	1107	Hunter Justus			13.850	14.700		14.600	
	1118	Josh Yee			13.850				13.850
	1113	Reese Rickett				14.300			
	1103	Peter Daggett				13.350			
	1112	Alex Powarzynski					14.500	14.550	13.300
	1104	Todd Dowdy					14.400		
2	Illinois	X	421.300	70.900 2	69.650 3	71.900 2	71.100 3	69.050 4	68.700 2
	403	Alex Diab		14.650		14.900	14.400		13.600
	404	Chandler Eggleston		14.350			14.150	13.800	13.950
	417	Joey Peters		14.200		14.250		14.250	
	418	Sebastian Quiana		14.100					
	420	Taylor Smith		13.600					
	415	Brandon Ngai			15.150				
	405	Matthew Foster			14.500				
	402	Tyson Bull			13.500			13.700	14.450
	406	Thomas Gibbs			13.400	13.800			12.600
	416	Michael Paradise			13.100				
	401	Bobby Baker				14.950	14.750	14.250	
	408	Johnny Jacobson				14.000		13.050	
	411	Blake Martin					14.250		
	410	Jacob Light					13.550		
	421	Ross Thompson							14.100

2017 NCAA Championships - Qualifier

Team Results







Apr 21, 2017

Rank	Gym	Team	Score						
3	Minnesota	X	420.100	70.650 3	70.000 2	70.100 3	72.750 2	70.400 2	66.200 5
	711	Zach Liebler		14.400			14.400		
	707	Vitali Kan		14.350	14.350	13.600	14.650		
	704	Joel Gagnon		14.050			14.600	14.550	13.700
	718	Alex Wittenberg		14.050	13.200				
	701	Luke Aldrich		13.800	13.800				
	708	Justin Karstadt			14.950	14.450	14.300	14.500	13.450
	703	Tristan Duran			13.700			13.300	13.800
	712	Yaroslav Pochinka				14.500	14.800		
	715	Jalon Stephens				13.800			14.000
	714	Mitchell Soukup				13.750			
	717	Ben Winkel						14.050	
	702	Ryan Bergman						14.000	
	706	Shaun Herzog							11.250
4	Iowa	X	412.500	68.300 4	68.750 4	69.200 4	69.600 5T	69.550 3	67.100 3
	513	Mark Springett		13.950		13.900	14.050		
	505	Andrew Herrador		13.800			13.900		13.400
	511	Cory Paterson		13.750	13.600		13.900	14.300	14.000
	504	Dylan Ellsworth		13.550		13.800	14.450	13.650	
	502	Andrew Botto		13.250		14.300	13.300	14.150	12.900
	506	Austin Hodges			14.300			13.650	13.850
	509	Nicholas Merryman			14.100	13.700			
	507	Kevin Johnson			13.650				
	510	Elijah Parsells			13.100				
	514	Rogelio Vazquez				13.500		13.800	12.950
5	Navy	X	400.650	67.400 6	64.050 6	66.900 5	69.600 5T	66.850 5	65.850 6
	814	Jonathan Tang		14.300	12.750	13.550	13.650	14.100	13.800
	802	Lucas Beltran		14.050			14.300		
	801	Noah Beeman		13.150	12.600		14.000	13.150	13.450
	813	Ben Provost		13.050					13.100
	808	Wyatt LaPointe		12.850		13.350	13.400		
	812	Ryan Orce			12.950			12.500	
	811	Trevor North			12.950				
	815	Tanner West			12.800	13.350		13.650	12.100
	803	Frank Bradley				13.350	14.250		
	804	Christian Correale				13.300			
	806	Vadim Ivanov						13.450	
	809	Will Longwe							13.400

2017 NCAA Championships - Qualifier

Team Results

Apr 21, 2017

Rank	Gym	Team	Score						
6	California	X	400.250	67.600 5	64.150 5	65.950 6	69.800 4	66.400 6	66.350 4
313	Michael Rauchwerger			14.200	13.100		14.300		
309	Aaron Mah			13.950	13.250	12.900	13.350	13.350	13.350
305	Nicholas Del Junco			13.650	12.200		13.700		
304	Kyte Crigger			13.650				12.950	
301	Yordan Aleksandrov			12.150		13.500	14.150	13.150	13.950
302	Mithell Awisus				13.250			13.450	
318	Adam Young				12.350				
314	Capri Sano					13.600			13.200
307	Gagik Gharibyan					13.100		13.500	12.750
316	Anton Vorona					12.850			
312	Nathaniel Ramil						14.300		13.100

NCAA Gymnastics Score Sheet

Teams: Home U.C. Berkeley - California

Visitor U.S. Naval Academy

Date Apr 21, 2017

Place Holleder Center

Attendance

633

Name	D	1	2	3	4	nd	AVE	Name	D	1	2	3	4	nd	AVE	
F L O O R	1 Michael Rauchwerger 313	5.40	8.80	8.90	8.80	8.70		14.200	1 Wyatt LaPointe 808	4.50	8.20	8.40	8.30	8.40		12.850
	2 Kyte Crigger 304	4.50	9.30	9.20	9.00	9.10		13.650	2 Ben Provost 813	4.30	8.60	8.70	8.80	8.80		13.050
	3 Yordan Aleksandrov 301	4.70	7.00	7.40	7.50	7.60		12.150	3 Noah Beeman 801	4.80	8.60	8.50	8.20	8.20		13.150
	4 Nicholas Del Junco 305	5.30	8.20	8.70	8.40	8.30		13.650	4 Jonathan Tang 814	5.40	8.90	8.90	8.90	9.20		14.300
	5 Aaron Mah 309	5.30	8.30	8.50	8.80	8.90		13.950	5 Lucas Beltran 802	5.50	8.70	8.60	8.40	8.50		14.050

Floor Score: 67.600 Running Score: 67.600 Floor Score: 67.400 Running Score: 67.400

P O M M E L	1 Michael Rauchwerger 313	4.00	9.10	8.80	9.10	9.20		13.100	1 Tanner West 815	4.00	8.90	8.50	8.90	8.70		12.800
	2 Mitchell Awisus 302	4.60	9.00	8.60	8.70	8.30		13.250	2 Trevor North 811	4.40	8.60	8.50	8.80	8.50		12.950
	3 Nicholas Del Junco 305	4.20	8.00	8.00	8.00	8.10		12.200	3 Noah Beeman 801	4.60	7.90	8.00	8.50	8.00		12.600
	4 Adam Young 318	5.00	7.30	7.40	7.10	7.40		12.350	4 Jonathan Tang 814	4.40	8.50	8.40	8.20	8.30		12.750
	5 Aaron Mah 309	4.60	8.60	8.50	8.70	8.90		13.250	5 Ryan Orce 812	4.50	8.60	8.40	8.50	8.10		12.950

Pommel Score: 64.150 Running Score: 131.750 Pommel Score: 64.050 Running Score: 131.450

R I N G S	1 Gagik Gharibyan 307	4.50	8.40	8.50	8.70	8.70		13.100	1 Christian Correale 804	4.40	8.90	8.80	8.90	9.00		13.300
	2 Anton Vorona 316	4.20	8.70	8.30	8.60	8.80		12.850	2 Frank Bradley 803	4.30	9.10	8.90	9.00	9.20		13.350
	3 Aaron Mah 309	4.30	8.60	8.60	8.40	9.00		12.900	3 Jonathan Tang 814	5.00	8.30	8.50	8.60	8.70		13.550
	4 Yordan Aleksandrov 301	4.50	9.00	8.90	9.10	9.00		13.500	4 Wyatt LaPointe 808	5.00	8.30	8.60	8.30	8.40		13.350
	5 Capri Sano 314	5.10	8.40	8.50	8.70	8.50		13.600	5 Tanner West 815	5.00	8.10	8.30	8.50	8.40		13.350

Rings Score: 65.950 Running Score: 197.700 Rings Score: 66.900 Running Score: 198.350

V A U L T	1 Nicholas Del Junco 305	4.40	9.40	9.40	9.40	9.50	-0.1	13.700	1 Wyatt LaPointe 808	4.00	9.40	9.50	9.40	9.40		13.400
	2 Yordan Aleksandrov 301	4.80	9.50	9.30	9.30	9.40		14.150	2 Noah Beeman 801	4.50	9.50	9.70	9.50	9.40		14.000
	3 Nathaniel Ramil 312	4.80	9.50	9.40	9.60	9.50		14.300	3 Jonathan Tang 814	4.40	9.20	9.10	9.30	9.50		13.650
	4 Aaron Mah 309	4.00	9.30	9.40	9.50	9.20		13.350	4 Frank Bradley 803	4.90	9.40	9.30	9.50	9.20		14.250
	5 Michael Rauchwerger 313	4.90	9.40	9.60	9.40	9.30		14.300	5 Lucas Beltran 802	5.20	9.10	9.10	9.20	9.10		14.300

Vault Score: 69.800 Running Score: 267.500 Vault Score: 69.600 Running Score: 267.950

P B A R	1 Gagik Gharibyan 307	4.60	8.80	8.80	9.00	9.20		13.500	1 Vadim Ivanov 806	4.30	9.40	9.20	8.80	9.10		13.450
	2 Mitchell Awisus 302	4.40	8.70	9.10	9.10	9.00		13.450	2 Ryan Orce 812	4.50	8.00	8.00	7.80	8.10		12.500
	3 Kyte Crigger 304	4.50	8.60	8.50	8.40	8.10		12.950	3 Noah Beeman 801	4.40	8.80	9.00	8.50	8.70		13.150
	4 Aaron Mah 309	4.90	8.30	8.50	8.40	8.60		13.350	4 Tanner West 815	5.10	8.10	8.50	8.80	8.60		13.650
	5 Yordan Aleksandrov 301	5.00	8.10	8.20	8.30	8.10		13.150	5 Jonathan Tang 814	4.90	9.30	9.20	9.20	9.10		14.100

P. Bar Score: 66.400 Running Score: 333.900 P. Bar Score: 66.850 Running Score: 334.800

H B A R	1 Gagik Gharibyan 307	5.00	7.70	7.90	7.80	7.70		12.750	1 Ben Provost 813	4.40	8.70	8.70	8.70	8.90		13.100
	2 Nathaniel Ramil 312	4.70	8.20	8.30	8.50	8.70		13.100	2 Will Longwe 809	4.70	8.70	8.50	8.90	8.70		13.400
	3 Aaron Mah 309	4.90	8.60	8.10	8.70	8.30		13.350	3 Noah Beeman 801	4.70	8.90	8.70	8.60	8.80		13.450
	4 Capri Sano 314	4.90	8.30	8.30	8.30	7.80		13.200	4 Tanner West 815	4.10	8.10	7.90	7.70	8.30		12.100
	5 Yordan Aleksandrov 301	5.50	8.40	8.40	8.60	8.50		13.950	5 Jonathan Tang 814	5.00	9.00	8.50	8.80	8.80		13.800

H. Bar Score: 66.350 Running Score: 400.250 H. Bar Score: 65.850 Running Score: 400.650

Final Team Score: 400.250

Final Team Score: 400.650

All-Arounders

All-Arounders

FX	Aleksandrov	Mah							Beeman	Tang					
	12.150	13.950							13.150	14.300					
PH	12.650	13.250							12.600	12.750					
SR	13.500	12.900							12.950	13.550					
VT	14.150	13.350							14.000	13.650					
PB	13.150	13.350							13.150	14.100					
HB	13.950	13.350							13.450	13.800					
AA	79.550	80.150							79.300	82.150					

Judge's Signatures * FX * PH * SR * VT * PB * HB

Scott Schaffer, Juha Tanska Jon Corbett, Clay Strother Gerrit DeJonge, Devin DeB Zach Gagnon, David Eaton Peter Wieging, Brian Rich Lenny Lucarello, Tom McN

* Head Judge

PH SR VT PB HB

Mike Brey, Joe Rank Luke Baiungo, Charles Tayl Brian Cooper, Jim McKinne Billy Martin, Larry Byerly Mike Hoskovec, Eric Smith CJ Johnson, Jim Shaw

Coach's Signature Coach's Signature

NCAA Gymnastics Score Sheet

Teams: Home Univ. Of Illinois

Visitor Univ. Of Iowa

Date Apr 21, 2017

Place Holleder Center

Attendance 633

		Name	D	1	2	3	4	nd	AVE	Name	D	1	2	3	4	nd	AVE	
FLOOR	1	Joey Peters 417	5.30	8.90	8.70	8.90	8.90		14.200	1	Cory Paterson 511	5.10	9.00	8.90	8.40	8.40		13.750
	2	Taylor Smith 420	5.50	8.20	8.30	8.20	8.00	-0.1	13.600	2	Andrew Botto 502	4.80	8.40	8.40	8.50	8.70		13.250
	3	Chandler Eggleston 404	5.40	8.90	8.70	9.10	9.00		14.350	3	Dylan Ellsworth 504	4.90	8.60	8.60	8.70	8.70		13.550
	4	Sebastian Quiana 418	5.40	8.60	8.80	8.60	8.80		14.100	4	Mark Springett 513	5.40	8.70	8.50	8.60	8.40		13.950
	5	Alex Diab 403	5.70	8.70	9.10	8.80	9.10		14.650	5	Andrew Herrador 505	5.40	8.40	8.80	8.40	8.30		13.800

Floor Score: 70.900 Running Score: 70.900 Floor Score: 68.300 Running Score: 68.300

Pommel	1	Thomas Gibbs 406	4.80	8.70	8.60	8.60	8.50		13.400	1	Kevin Johnson 507	4.80	8.90	8.80	8.90	8.70		13.650
	2	Tyson Bull 402	4.30	9.00	9.20	9.30	9.20		13.500	2	Cory Paterson 511	4.90	8.90	8.60	8.60	8.80		13.600
	3	Michael Paradise 416	5.10	8.00	8.00	8.00	8.10		13.100	3	Nicholas Merryman 509	4.80	9.30	9.10	9.30	9.40		14.100
	4	Matthew Foster 405	6.00	8.50	8.50	8.50	8.80		14.500	4	Elijah Parsells 510	5.50	7.90	7.60	7.50	7.60		13.100
	5	Brandon Ngai 415	5.70	9.30	9.30	9.60	9.60		15.150	5	Austin Hodges 506	5.60	8.60	8.60	8.80	8.80		14.300

Pommel Score: 69.650 Running Score: 140.550 Pommel Score: 68.750 Running Score: 137.050

Rings	1	Johnny Jacobson 408	4.90	9.20	8.90	9.10	9.10		14.000	1	Nicholas Merryman 509	4.50	9.10	8.90	9.30	9.40		13.700
	2	Joey Peters 417	5.40	8.70	8.70	9.00	9.30		14.250	2	Rogelio Vazquez 514	4.70	8.80	8.70	8.80	8.80		13.500
	3	Thomas Gibbs 406	4.70	9.20	9.00	9.00	9.20		13.800	3	Dylan Ellsworth 504	5.00	8.80	8.80	8.60	8.80		13.800
	4	Bobby Baker 401	5.60	9.30	9.00	9.40	9.40		14.950	4	Mark Springett 513	5.30	8.60	8.40	8.80	8.60		13.900
	5	Alex Diab 403	5.70	9.20	9.10	9.20	9.30		14.900	5	Andrew Botto 502	5.50	8.70	8.60	8.90	8.90		14.300

Rings Score: 71.900 Running Score: 212.450 Rings Score: 69.200 Running Score: 206.250

Vault	1	Blake Martin 411	4.80	9.40	9.50	9.40	9.60		14.250	1	Cory Paterson 511	4.40	9.50	9.40	9.50	9.60		13.900
	2	Chandler Eggleston 404	4.80	9.50	9.40	9.60	9.40	-0.1	14.150	2	Andrew Herrador 505	4.80	9.20	9.20	9.10	9.20	-0.1	13.900
	3	Bobby Baker 401	5.20	9.50	9.50	9.60	9.70		14.750	3	Mark Springett 513	4.80	9.20	9.20	9.30	9.50		14.050
	4	Jacob Light 410	5.20	8.40	8.50	8.30	8.50	-0.1	13.550	4	Andrew Botto 502	5.20	8.20	8.20	8.30	8.00	-0.1	13.300
	5	Alex Diab 403	4.80	9.40	9.50	9.70	9.70		14.400	5	Dylan Ellsworth 504	5.20	9.40	9.20	9.10	9.30		14.450

Vault Score: 71.100 Running Score: 283.550 Vault Score: 69.600 Running Score: 275.850

P Bar	1	Chandler Eggleston 404	4.80	9.00	9.00	9.00	9.10		13.800	1	Cory Paterson 511	4.90	9.40	9.30	9.50	9.40		14.300
	2	Tyson Bull 402	4.70	9.20	9.00	9.00	8.80		13.700	2	Andrew Botto 502	5.10	9.00	8.70	9.10	9.20		14.150
	3	Joey Peters 417	5.00	9.20	9.10	9.40	9.30		14.250	3	Austin Hodges 506	4.70	8.90	8.90	9.00	9.00		13.650
	4	Bobby Baker 401	5.30	8.80	9.00	9.10	8.90		14.250	4	Rogelio Vazquez 514	5.30	8.30	8.40	8.60	8.60		13.800
	5	Johnny Jacobson 408	5.20	7.80	8.20	7.70	7.90		13.050	5	Dylan Ellsworth 504	4.70	8.90	8.90	9.20	9.00		13.650

P. Bar Score: 69.050 Running Score: 352.600 P. Bar Score: 69.550 Running Score: 345.400

H Bar	1	Thomas Gibbs 406	4.60	8.00	7.60	8.00	8.00		12.600	1	Rogelio Vazquez 514	4.50	8.40	8.50	8.50	8.00		12.950
	2	Alex Diab 403	4.90	8.60	8.50	8.80	8.90		13.600	2	Andrew Herrador 505	4.70	8.90	8.80	8.60	8.40		13.400
	3	Ross Thompson 421	5.20	8.70	8.80	9.00	9.00		14.100	3	Austin Hodges 506	5.10	8.90	8.70	8.80	8.60		13.850
	4	Chandler Eggleston 404	5.40	8.50	8.60	8.30	8.70		13.950	4	Andrew Botto 502	4.80	8.00	8.20	8.40	7.70		12.900
	5	Tyson Bull 402	5.50	8.90	8.90	9.20	9.00		14.450	5	Cory Paterson 511	5.40	8.70	8.30	8.50	8.70		14.000

H. Bar Score: 68.700 Running Score: 421.300 H. Bar Score: 67.100 Running Score: 412.500

Final Team Score: 421.300

Final Team Score: 412.500

All-Arounders

All-Arounders

	Botto
FX	13.250
PH	12.650
SR	14.300
VT	13.300
PB	14.150
HB	12.900
AA	80.550

Judge's Signatures * FX * PH * SR * VT * PB * HB

* Head Judge Scott Schaffer, Juha Tanska Jon Corbitt, Clay Strother Gerrit DeJonge, Devin DeB Zach Gagnon, David Eaton Peter Wieging, Brian Rich Lenny Lucarello, Tom McN

FX PH SR VT PB HB

Mike Brey, Joe Rank Luke Baiungo, Charles Tayl Brian Cooper, Jim McKinne Billy Martin, Larry Byerly Mike Hoskovec, Eric Smith CJ Johnson, Jim Shaw

Coach's Signature _____ Coach's Signature _____

NCAA Gymnastics Score Sheet

Teams: Home Univ. Of Minnesota

Visitor Univ. Of Oklahoma

Date Apr 21, 2017

Place Holleder Center

Attendance

633

		Name	D	1	2	3	4	nd	AVE	Name	D	1	2	3	4	nd	AVE
F L O O R	1	Luke Aldrich 701	5.40	8.70	8.40	8.30	8.40		13.800	1 Tanner Justus 1108	5.30	8.00	8.60	8.20	8.10		13.450
	2	Vitali Kan 707	5.60	8.90	9.00	8.50	8.60		14.350	2 Thao Hoang 1105	5.50	8.60	8.50	8.70	8.70		14.150
	3	Alex Wittenberg 718	5.60	8.40	8.50	8.40	8.60		14.050	3 Yul Moldauer 1111	6.00	9.00	9.20	9.50	9.40		15.300
	4	Joel Gagnon 704	5.60	8.30	8.50	8.40	8.60		14.050	4 Matt Wenske 1117	5.50	8.50	8.50	8.20	8.20	-0.1	13.750
	5	Zach Liebler 711	5.60	8.70	8.80	9.00	8.80		14.400	5 Colin Van Wicklen 1116	5.60	9.00	8.90	9.10	9.10		14.650

Floor Score: 70.650 Running Score: 70.650 Floor Score: 71.300 Running Score: 71.300

		Name	D	1	2	3	4	nd	AVE	Name	D	1	2	3	4	nd	AVE
P O M M E L	1	Luke Aldrich 701	5.00	8.80	8.90	8.80	8.40		13.800	1 Hunter Justus 1107	5.30	8.60	8.00	8.80	8.50		13.850
	2	Vitali Kan 707	5.30	9.00	9.10	9.00	9.20		14.350	2 Josh Yee 1118	5.30	8.70	8.20	8.70	8.40		13.850
	3	Alex Wittenberg 718	4.90	8.40	8.20	8.60	8.20		13.200	3 Genki Suzuki 1115	5.60	8.60	8.40	8.50	8.70		14.150
	4	Justin Karstadt 708	5.60	9.20	9.40	9.30	9.60		14.950	4 Yul Moldauer 1111	5.40	9.00	9.00	9.00	8.90		14.400
	5	Tristan Duran 703	5.10	8.70	8.40	8.80	8.50		13.700	5 Allan Bower 1102	6.10	8.70	8.90	9.00	9.30		15.050

Pommel Score: 70.000 Running Score: 140.650 Pommel Score: 71.300 Running Score: 142.600

		Name	D	1	2	3	4	nd	AVE	Name	D	1	2	3	4	nd	AVE
R I N G S	1	Jalon Stephens 715	5.00	8.70	8.80	8.80	8.80		13.800	1 Peter Daggett 1103	5.40	7.90	7.60	8.20	8.00		13.350
	2	Vitali Kan 707	4.50	9.10	8.90	9.10	9.10		13.600	2 Reese Rickett 1113	5.50	8.70	8.60	9.10	8.90		14.300
	3	Yaroslav Pochinka 712	5.50	8.70	9.10	9.00	9.00		14.500	3 Hunter Justus 1107	5.70	8.90	8.60	9.10	9.10		14.700
	4	Justin Karstadt 708	5.30	9.00	9.00	9.30	9.40		14.450	4 Thao Hoang 1105	5.60	9.00	9.00	9.00	9.20		14.600
	5	Mitchell Soukup 714	5.20	8.40	8.50	8.60	8.60		13.750	5 Yul Moldauer 1111	5.90	9.20	9.20	9.40	9.50		15.200

Rings Score: 70.100 Running Score: 210.750 Rings Score: 72.150 Running Score: 214.750

		Name	D	1	2	3	4	nd	AVE	Name	D	1	2	3	4	nd	AVE
V A U L T	1	Joel Gagnon 704	5.30	9.40	9.40	9.20	9.20		14.600	1 Tanner Justus 1108	5.20	9.60	9.60	9.50	9.60		14.800
	2	Vitali Kan 707	5.20	9.40	9.50	9.30	9.50		14.650	2 Alex Powarzynski 1112	5.20	9.30	9.30	9.40	9.10		14.500
	3	Zach Liebler 711	5.20	9.20	9.30	9.10	9.20		14.400	3 Todd Dowdy 1104	5.20	9.20	9.30	9.10	9.20		14.400
	4	Justin Karstadt 708	4.80	9.50	9.40	9.50	9.60		14.300	4 Matt Wenske 1117	5.60	9.30	9.30	9.40	9.40		14.950
	5	Yaroslav Pochinka 712	5.30	9.40	9.50	9.60	9.50		14.800	5 Colin Van Wicklen 1116	5.60	9.30	9.30	9.40	9.50		14.950

Vault Score: 72.750 Running Score: 283.500 Vault Score: 73.600 Running Score: 288.350

		Name	D	1	2	3	4	nd	AVE	Name	D	1	2	3	4	nd	AVE
P B A R	1	Joel Gagnon 704	5.60	8.90	9.10	9.00	8.80		14.550	1 Hunter Justus 1107	5.70	8.60	8.80	9.10	9.00		14.600
	2	Ben Winkel 717	5.00	9.10	9.00	9.10	9.00		14.050	2 Alex Powarzynski 1112	5.50	9.00	9.00	9.20	9.10		14.550
	3	Justin Karstadt 708	5.40	9.10	9.10	8.90	9.10		14.500	3 Colin Van Wicklen 1116	5.20	8.10	8.20	8.40	8.40		13.500
	4	Tristan Duran 703	5.30	7.60	8.20	8.10	7.90		13.300	4 Allan Bower 1102	5.80	9.40	9.30	9.40	9.40		15.200
	5	Ryan Bergman 702	5.20	8.50	9.00	8.90	8.70		14.000	5 Yul Moldauer 1111	5.90	8.10	8.50	8.40	8.50		14.350

P. Bar Score: 70.400 Running Score: 353.900 P. Bar Score: 72.200 Running Score: 360.550

		Name	D	1	2	3	4	nd	AVE	Name	D	1	2	3	4	nd	AVE
H B A R	1	Shaun Herzog 706	4.50	6.70	6.70	6.80	6.80		11.250	1 Josh Yee 1118	5.40	8.50	8.00	8.80	8.40		13.850
	2	Joel Gagnon 704	5.20	8.50	8.40	8.50	8.50		13.700	2 Alex Powarzynski 1112	4.90	8.70	8.40	8.30	8.40		13.300
	3	Justin Karstadt 708	5.00	8.50	8.80	8.40	8.40		13.450	3 Allan Bower 1102	5.20	8.80	8.90	8.80	8.90		14.050
	4	Tristan Duran 703	5.20	9.10	8.60	8.60	8.60		13.800	4 Genki Suzuki 1115	5.50	8.80	9.00	8.60	8.70		14.250
	5	Jalon Stephens 715	5.00	8.80	8.90	9.10	9.10		14.000	5 Colin Van Wicklen 1116	5.50	9.10	9.00	9.10	9.20		14.600

H. Bar Score: 66.200 Running Score: 420.100 H. Bar Score: 70.050 Running Score: 430.600

Final Team Score: 420.100

Final Team Score: 430.600

All-Arounders

All-Arounders

FX																	
PH																	
SR																	
VT																	
PB																	
HB																	
AA																	

Judge's Signatures * FX * PH * SR * VT * PB * HB

* Head Judge Scott Schaffer, Juha Tanska Jon Corbitt, Clay Strother Gerrit DeJonge, Devin DeB Zach Gagnon, David Eaton Peter Wieging, Brian Rich Lenny Lucarello, Tom McN

FX PH SR VT PB HB

Mike Brey, Joe Rank Luke Baiungo, Charles Tayl Brian Cooper, Jim McKinne Billy Martin, Larry Byerly Mike Hoskovec, Eric Smith CJ Johnson, Jim Shaw

Coach's Signature _____ Coach's Signature _____

2017 NCAA Championships - Qualifier

Event Results - Vault

Apr 21, 2017



Rank	Num	Name	Gym	Diff	E1	E2	E3	E4	Exec	ND	Score
1*	1117	Matt Wenske	Oklahoma	5.600	9.300	9.300	9.400	9.400	9.350	__	14.950
1*	1116	Colin Van Wicklen	Oklahoma	5.600	9.300	9.300	9.400	9.500	9.350	__	14.950
3T	1108	Tanner Justus	Oklahoma	5.200	9.600	9.600	9.500	9.600	9.600	__	14.800
3T	712	Yaroslav Pochinka	Minnesota	5.300	9.400	9.500	9.600	9.500	9.500	__	14.800
5	401	Bobby Baker	Illinois	5.200	9.500	9.500	9.600	9.700	9.550	__	14.750
6	707	Vitali Kan	Minnesota	5.200	9.400	9.500	9.300	9.500	9.450	__	14.650
7	704	Joel Gagnon	Minnesota	5.300	9.400	9.400	9.200	9.200	9.300	__	14.600
8	1112	Alex Powarzynski	Oklahoma	5.200	9.300	9.300	9.400	9.100	9.300	__	14.500
9	504	Dylan Ellsworth	Iowa	5.200	9.400	9.200	9.100	9.300	9.250	__	14.450
10T	403	Alex Diab	Illinois	4.800	9.400	9.500	9.700	9.700	9.600	__	14.400
10*	1104	Todd Dowdy	Oklahoma	5.200	9.200	9.300	9.100	9.200	9.200	__	14.400
10*	711	Zach Liebler	Minnesota	5.200	9.200	9.300	9.100	9.200	9.200	__	14.400
13*	708	Justin Karstadt	Minnesota	4.800	9.500	9.400	9.500	9.600	9.500	__	14.300
13*	312	Nathaniel Ramil	California	4.800	9.500	9.400	9.600	9.500	9.500	__	14.300
13T	313	Michael Rauchweg	California	4.900	9.400	9.600	9.400	9.300	9.400	__	14.300
13T	802	Lucas Beltran	Navy	5.200	9.100	9.100	9.200	9.100	9.100	__	14.300
17*	411	Blake Martin	Illinois	4.800	9.400	9.500	9.400	9.600	9.450	__	14.250
17*	203	Leo Genders	Army	4.800	9.400	9.300	9.500	9.500	9.450	__	14.250
17T	803	Frank Bradley	Navy	4.900	9.400	9.300	9.500	9.200	9.350	__	14.250
20T	404	Chandler Eggleston	Illinois	4.800	9.500	9.400	9.600	9.400	9.450	-0.1	14.150
20T	301	Yordan Aleksandro	California	4.800	9.500	9.300	9.300	9.400	9.350	__	14.150
22	513	Mark Springett	Iowa	4.800	9.200	9.200	9.300	9.500	9.250	__	14.050
23	801	Noah Beeman	Navy	4.500	9.500	9.700	9.500	9.400	9.500	__	14.000
24T	511	Cory Paterson	Iowa	4.400	9.500	9.400	9.500	9.600	9.500	__	13.900
24T	505	Andrew Herrador	Iowa	4.800	9.200	9.200	9.100	9.200	9.200	-0.1	13.900
26	204	Nathan Goff	Army	4.100	9.600	9.700	9.800	9.800	9.750	__	13.850
27	305	Nicholas Del Junco	California	4.400	9.400	9.400	9.400	9.500	9.400	-0.1	13.700
28T	1301	Joshua Dieker	Springfield	4.400	9.400	9.400	9.300	9.200	9.350	-0.1	13.650
28T	814	Jonathan Tang	Navy	4.400	9.200	9.100	9.300	9.500	9.250	__	13.650
30	410	Jacob Light	Illinois	5.200	8.400	8.500	8.300	8.500	8.450	-0.1	13.550
31	808	Wyatt LaPointe	Navy	4.000	9.400	9.500	9.400	9.400	9.400	__	13.400
32	309	Aaron Mah	California	4.000	9.300	9.400	9.500	9.200	9.350	__	13.350
33T	502	Andrew Botto	Iowa	5.200	8.200	8.200	8.300	8.000	8.200	-0.1	13.300
33T	209	Ryan Wilson	Army	5.200	8.000	8.300	8.000	8.200	8.100	__	13.300
35	1302	Chris Graff	Springfield	4.400	8.700	8.700	8.600	8.300	8.650	-0.1	12.950
36	1304	Stephen Lewis	Springfield	4.400	8.300	8.300	8.400	8.200	8.300	__	12.700

2017 NCAA Championships - Qualifier

Event Results - Rings

Apr 21, 2017



Rank	Num	Name	Gym	Diff	E1	E2	E3	E4	Exec	ND	Score
1	1111	Yul Moldauer	Oklahoma	5.900	9.200	9.200	9.400	9.500	9.300	__.	15.200
2	401	Bobby Baker	Illinois	5.600	9.300	9.000	9.400	9.400	9.350	__.	14.950
3	403	Alex Diab	Illinois	5.700	9.200	9.100	9.200	9.300	9.200	__.	14.900
4	1107	Hunter Justus	Oklahoma	5.700	8.900	8.600	9.100	9.100	9.000	__.	14.700
5	1105	Thao Hoang	Oklahoma	5.600	9.000	9.000	9.000	9.200	9.000	__.	14.600
6	712	Yaroslav Pochinka	Minnesota	5.500	8.700	9.100	9.000	9.000	9.000	__.	14.500
7	708	Justin Karstadt	Minnesota	5.300	9.000	9.000	9.300	9.400	9.150	__.	14.450
8*	1113	Reese Rickett	Oklahoma	5.500	8.700	8.600	9.100	8.900	8.800	__.	14.300
8*	502	Andrew Botto	Iowa	5.500	8.700	8.600	8.900	8.900	8.800	__.	14.300
10	417	Joey Peters	Illinois	5.400	8.700	8.700	9.000	9.300	8.850	__.	14.250
11	408	Johnny Jacobson	Illinois	4.900	9.200	8.900	9.100	9.100	9.100	__.	14.000
12	513	Mark Springett	Iowa	5.300	8.600	8.400	8.800	8.600	8.600	__.	13.900
13T	406	Thomas Gibbs	Illinois	4.700	9.200	9.000	9.000	9.200	9.100	__.	13.800
13*	715	Jalon Stephens	Minnesota	5.000	8.700	8.800	8.800	8.800	8.800	__.	13.800
13*	504	Dylan Ellsworth	Iowa	5.000	8.800	8.800	8.600	8.800	8.800	__.	13.800
16	714	Mitchell Soukup	Minnesota	5.200	8.400	8.500	8.600	8.600	8.550	__.	13.750
17	509	Nicholas Merryman	Iowa	4.500	9.100	8.900	9.300	9.400	9.200	__.	13.700
18	204	Nathan Goff	Army	4.400	9.300	9.100	9.300	9.200	9.250	__.	13.650
19T	707	Vitali Kan	Minnesota	4.500	9.100	8.900	9.100	9.100	9.100	__.	13.600
19T	314	Capri Sano	California	5.100	8.400	8.500	8.700	8.500	8.500	__.	13.600
21	814	Jonathan Tang	Navy	5.000	8.300	8.500	8.600	8.700	8.550	__.	13.550
22T	301	Yordan Aleksandro	California	4.500	9.000	8.900	9.100	9.000	9.000	__.	13.500
22T	514	Rogelio Vazquez	Iowa	4.700	8.800	8.700	8.800	8.800	8.800	__.	13.500
24	1302	Chris Graff	Springfield	4.600	8.800	8.800	8.700	8.900	8.800	__.	13.400
25T	803	Frank Bradley	Navy	4.300	9.100	8.900	9.000	9.200	9.050	__.	13.350
25*	815	Tanner West	Navy	5.000	8.100	8.300	8.500	8.400	8.350	__.	13.350
25*	808	Wyatt LaPointe	Navy	5.000	8.300	8.600	8.300	8.400	8.350	__.	13.350
25T	1301	Joshua Dieker	Springfield	5.300	7.800	7.900	8.200	8.400	8.050	__.	13.350
25T	1103	Peter Daggett	Oklahoma	5.400	7.900	7.600	8.200	8.000	7.950	__.	13.350
30	804	Christian Correale	Navy	4.400	8.900	8.800	8.900	9.000	8.900	__.	13.300
31	205	Elliott Herman	Army	4.500	8.700	8.600	8.800	8.700	8.700	__.	13.200
32	307	Gagik Gharibyan	California	4.500	8.400	8.500	8.700	8.700	8.600	__.	13.100
33	801	Noah Beeman	Navy	4.600	7.900	8.100	8.600	8.700	8.350	__.	12.950
34	309	Aaron Mah	California	4.300	8.600	8.600	8.400	9.000	8.600	__.	12.900
35T	316	Anton Vorona	California	4.200	8.700	8.300	8.600	8.800	8.650	__.	12.850
35T	209	Ryan Wilson	Army	4.800	8.100	7.800	8.000	8.400	8.050	__.	12.850
37	1304	Stephen Lewis	Springfield	5.100	7.800	7.500	8.000	7.600	7.700	__.	12.800

2017 NCAA Championships - Qualifier

Event Results - Pommel

Apr 21, 2017



Rank	Num	Name	Gym	Diff	E1	E2	E3	E4	Exec	ND	Score
1	415	Brandon Ngai	Illinois	5.700	9.300	9.300	9.600	9.600	9.450	__	15.150
2	1102	Allan Bower	Oklahoma	6.100	8.700	8.900	9.000	9.300	8.950	__	15.050
3	708	Justin Karstadt	Minnesota	5.600	9.200	9.400	9.300	9.600	9.350	__	14.950
4	405	Matthew Foster	Illinois	6.000	8.500	8.500	8.500	8.800	8.500	__	14.500
5	1111	Yul Moldauer	Oklahoma	5.400	9.000	9.000	9.000	8.900	9.000	__	14.400
6	707	Vitali Kan	Minnesota	5.300	9.000	9.100	9.000	9.200	9.050	__	14.350
7	506	Austin Hodges	Iowa	5.600	8.600	8.600	8.800	8.800	8.700	__	14.300
8	1115	Genki Suzuki	Oklahoma	5.600	8.600	8.400	8.500	8.700	8.550	__	14.150
9	509	Nicholas Merryman	Iowa	4.800	9.300	9.100	9.300	9.400	9.300	__	14.100
10*	1118	Josh Yee	Oklahoma	5.300	8.700	8.200	8.700	8.400	8.550	__	13.850
10*	1107	Hunter Justus	Oklahoma	5.300	8.600	8.000	8.800	8.500	8.550	__	13.850
12	701	Luke Aldrich	Minnesota	5.000	8.800	8.900	8.800	8.400	8.800	__	13.800
13	703	Tristan Duran	Minnesota	5.100	8.700	8.400	8.800	8.500	8.600	__	13.700
14	507	Kevin Johnson	Iowa	4.800	8.900	8.800	8.900	8.700	8.850	__	13.650
15	511	Cory Paterson	Iowa	4.900	8.900	8.600	8.600	8.800	8.700	__	13.600
16	402	Tyson Bull	Illinois	4.300	9.000	9.200	9.300	9.200	9.200	__	13.500
17	406	Thomas Gibbs	Illinois	4.800	8.700	8.600	8.600	8.500	8.600	__	13.400
18*	309	Aaron Mah	California	4.600	8.600	8.500	8.700	8.900	8.650	__	13.250
18*	302	Mithell Awisus	California	4.600	9.000	8.600	8.700	8.300	8.650	__	13.250
20T	1304	Stephen Lewis	Springfield	4.800	8.700	8.200	8.500	8.300	8.400	__	13.200
20T	718	Alex Wittenberg	Minnesota	4.900	8.400	8.200	8.600	8.200	8.300	__	13.200
22T	313	Michael Rauchweg	California	4.000	9.100	8.800	9.100	9.200	9.100	__	13.100
22T	416	Michael Paradise	Illinois	5.100	8.000	8.000	8.000	8.100	8.000	__	13.100
22T	510	Elijah Parsells	Iowa	5.500	7.900	7.600	7.500	7.600	7.600	__	13.100
25T	811	Trevor North	Navy	4.400	8.600	8.500	8.800	8.500	8.550	__	12.950
25*	1302	Chris Graff	Springfield	4.500	8.400	8.200	8.800	8.500	8.450	__	12.950
25*	812	Ryan Orce	Navy	4.500	8.600	8.400	8.500	8.100	8.450	__	12.950
28	815	Tanner West	Navy	4.000	8.900	8.500	8.900	8.700	8.800	__	12.800
29	814	Jonathan Tang	Navy	4.400	8.500	8.400	8.200	8.300	8.350	__	12.750
30T	301	Yordan Aleksandro	California	4.000	8.400	8.200	8.900	9.000	8.650	__	12.650
30T	502	Andrew Botto	Iowa	4.100	8.800	8.200	8.700	8.400	8.550	__	12.650
32	801	Noah Beeman	Navy	4.600	7.900	8.000	8.500	8.000	8.000	__	12.600
33	318	Adam Young	California	5.000	7.300	7.400	7.100	7.400	7.350	__	12.350
34	305	Nicholas Del Junco	California	4.200	8.000	8.000	8.000	8.100	8.000	__	12.200
35	204	Nathan Goff	Army	4.100	7.800	7.700	8.400	7.500	7.750	__	11.850
36	206	Andre Hufnagel	Army	4.300	7.500	8.000	7.200	6.900	7.350	__	11.650
37	1301	Joshua Dieker	Springfield	4.000	7.400	6.800	7.800	7.200	7.300	__	11.300
38	207	Brandon Shively	Army	4.600	6.600	6.100	6.600	5.700	6.350	__	10.950

2017 NCAA Championships - Qualifier

Event Results - P Bars

Apr 21, 2017



Rank	Num	Name	Gym	Diff	E1	E2	E3	E4	Exec	ND	Score
1	1102	Allan Bower	Oklahoma	5.800	9.400	9.300	9.400	9.400	9.400	...	15.200
2	1107	Hunter Justus	Oklahoma	5.700	8.600	8.800	9.100	9.000	8.900	...	14.600
3T	1112	Alex Powarzynski	Oklahoma	5.500	9.000	9.000	9.200	9.100	9.050	...	14.550
3T	704	Joel Gagnon	Minnesota	5.600	8.900	9.100	9.000	8.800	8.950	...	14.550
5	708	Justin Karstadt	Minnesota	5.400	9.100	9.100	8.900	9.100	9.100	...	14.500
6	1111	Yul Moldauer	Oklahoma	5.900	8.100	8.500	8.400	8.500	8.450	...	14.350
7	511	Cory Paterson	Iowa	4.900	9.400	9.300	9.500	9.400	9.400	...	14.300
8T	417	Joey Peters	Illinois	5.000	9.200	9.100	9.400	9.300	9.250	...	14.250
8T	401	Bobby Baker	Illinois	5.300	8.800	9.000	9.100	8.900	8.950	...	14.250
10	502	Andrew Botto	Iowa	5.100	9.000	8.700	9.100	9.200	9.050	...	14.150
11	814	Jonathan Tang	Navy	4.900	9.300	9.200	9.200	9.100	9.200	...	14.100
12T	204	Nathan Goff	Army	4.700	9.200	9.400	9.300	9.400	9.350	...	14.050
12T	717	Ben Winkel	Minnesota	5.000	9.100	9.000	9.100	9.000	9.050	...	14.050
14	702	Ryan Bergman	Minnesota	5.200	8.500	9.000	8.900	8.700	8.800	...	14.000
15T	404	Chandler Eggleston	Illinois	4.800	9.000	9.000	9.000	9.100	9.000	...	13.800
15T	514	Rogelio Vazquez	Iowa	5.300	8.300	8.400	8.600	8.600	8.500	...	13.800
17	402	Tyson Bull	Illinois	4.700	9.200	9.000	9.000	8.800	9.000	...	13.700
18T	1304	Stephen Lewis	Springfield	4.500	9.100	9.100	9.200	9.200	9.150	...	13.650
18*	506	Austin Hodges	Iowa	4.700	8.900	8.900	9.000	9.000	8.950	...	13.650
18*	504	Dylan Ellsworth	Iowa	4.700	8.900	8.900	9.200	9.000	8.950	...	13.650
18T	815	Tanner West	Navy	5.100	8.100	8.500	8.800	8.600	8.550	...	13.650
22T	1303	Jannik Haas	Springfield	4.300	9.400	9.200	9.200	9.100	9.200	...	13.500
22T	307	Gagik Gharibyan	California	4.600	8.800	8.800	9.000	9.200	8.900	...	13.500
22T	1116	Colin Van Wicklen	Oklahoma	5.200	8.100	8.200	8.400	8.400	8.300	...	13.500
25T	806	Vadim Ivanov	Navy	4.300	9.400	9.200	8.800	9.100	9.150	...	13.450
25T	302	Mithell Awisus	California	4.400	8.700	9.100	9.100	9.000	9.050	...	13.450
27	202	Grant Cullen	Army	4.900	8.200	8.700	8.400	8.600	8.500	...	13.400
28	309	Aaron Mah	California	4.900	8.300	8.500	8.400	8.600	8.450	...	13.350
29	703	Tristan Duran	Minnesota	5.300	7.600	8.200	8.100	7.900	8.000	...	13.300
30T	801	Noah Beeman	Navy	4.400	8.800	9.000	8.500	8.700	8.750	...	13.150
30T	301	Yordan Aleksandro	California	5.000	8.100	8.200	8.300	8.100	8.150	...	13.150
32	408	Johnny Jacobson	Illinois	5.200	7.800	8.200	7.700	7.900	7.850	...	13.050
33	1301	Joshua Dieker	Springfield	3.800	9.200	9.400	9.200	9.200	9.200	...	13.000
34	304	Kyte Crigger	California	4.500	8.600	8.500	8.400	8.100	8.450	...	12.950
35	812	Ryan Orce	Navy	4.500	8.000	8.000	7.800	8.100	8.000	...	12.500
36	1302	Chris Graff	Springfield	4.200	8.200	8.600	8.000	8.300	8.250	...	12.450

2017 NCAA Championships - Qualifier

Event Results - H Bar

Apr 21, 2017



Rank	Num	Name	Gym	Diff	E1	E2	E3	E4	Exec	ND	Score
1	1116	Colin Van Wicklen	Oklahoma	5.500	9.100	9.000	9.100	9.200	9.100	...	14.600
2	402	Tyson Bull	Illinois	5.500	8.900	8.900	9.200	9.000	8.950	...	14.450
3	1115	Genki Suzuki	Oklahoma	5.500	8.800	9.000	8.600	8.700	8.750	...	14.250
4	421	Ross Thompson	Illinois	5.200	8.700	8.800	9.000	9.000	8.900	...	14.100
5	1102	Allan Bower	Oklahoma	5.200	8.800	8.900	8.800	8.900	8.850	...	14.050
6T	715	Jalon Stephens	Minnesota	5.000	8.800	8.900	9.100	9.100	9.000	...	14.000
6T	511	Cory Paterson	Iowa	5.400	8.700	8.300	8.500	8.700	8.600	...	14.000
8T	404	Chandler Eggleston	Illinois	5.400	8.500	8.600	8.300	8.700	8.550	...	13.950
8T	301	Yordan Aleksandro	California	5.500	8.400	8.400	8.600	8.500	8.450	...	13.950
10T	506	Austin Hodges	Iowa	5.100	8.900	8.700	8.800	8.600	8.750	...	13.850
10T	1118	Josh Yee	Oklahoma	5.400	8.500	8.000	8.800	8.400	8.450	...	13.850
12T	814	Jonathan Tang	Navy	5.000	9.000	8.500	8.800	8.800	8.800	...	13.800
12T	703	Tristan Duran	Minnesota	5.200	9.100	8.600	8.600	8.600	8.600	...	13.800
14	704	Joel Gagnon	Minnesota	5.200	8.500	8.400	8.500	8.500	8.500	...	13.700
15	403	Alex Diab	Illinois	4.900	8.600	8.500	8.800	8.900	8.700	...	13.600
16	204	Nathan Goff	Army	5.000	8.300	8.500	8.500	8.500	8.500	...	13.500
17T	801	Noah Beeman	Navy	4.700	8.900	8.700	8.600	8.800	8.750	...	13.450
17T	708	Justin Karstadt	Minnesota	5.000	8.500	8.800	8.400	8.400	8.450	...	13.450
19*	809	Will Longwe	Navy	4.700	8.700	8.500	8.900	8.700	8.700	...	13.400
19*	505	Andrew Herrador	Iowa	4.700	8.900	8.800	8.600	8.400	8.700	...	13.400
21	309	Aaron Mah	California	4.900	8.600	8.100	8.700	8.300	8.450	...	13.350
22	1112	Alex Powarzynski	Oklahoma	4.900	8.700	8.400	8.300	8.400	8.400	...	13.300
23	314	Capri Sano	California	4.900	8.300	8.300	8.300	7.800	8.300	...	13.200
24T	813	Ben Provost	Navy	4.400	8.700	8.700	8.700	8.900	8.700	...	13.100
24T	312	Nathaniel Ramil	California	4.700	8.200	8.300	8.500	8.700	8.400	...	13.100
26	514	Rogelio Vazquez	Iowa	4.500	8.400	8.500	8.500	8.000	8.450	...	12.950
27	502	Andrew Botto	Iowa	4.800	8.000	8.200	8.400	7.700	8.100	...	12.900
28	307	Gagik Gharibyan	California	5.000	7.700	7.900	7.800	7.700	7.750	...	12.750
29	1301	Joshua Dieker	Springfield	4.100	8.200	8.700	8.600	8.600	8.600	...	12.700
30	406	Thomas Gibbs	Illinois	4.600	8.000	7.600	8.000	8.000	8.000	...	12.600
31	1304	Stephen Lewis	Springfield	4.200	8.100	8.300	7.800	8.000	8.050	...	12.250
32	1302	Chris Graff	Springfield	4.000	8.000	8.400	7.500	8.600	8.200	...	12.200
33	815	Tanner West	Navy	4.100	8.100	7.900	7.700	8.300	8.000	...	12.100
34	1303	Jannik Haas	Springfield	4.100	8.100	8.000	7.600	7.600	7.800	...	11.900
35	201	Seth Cannon	Army	4.000	7.700	7.600	7.700	7.900	7.700	...	11.700
36	208	Alejandro Tombrin	Army	3.900	7.700	7.900	7.300	7.500	7.600	...	11.500
37	706	Shaun Herzog	Minnesota	4.500	6.700	6.700	6.800	6.800	6.750	...	11.250
38	203	Leo Genders	Army	0.000	10.000	10.000	10.000	10.000	0.000	...	0.000

2017 NCAA Championships - Qualifier

Event Results - Floor

Apr 21, 2017



Rank	Num	Name	Gym	Diff	E1	E2	E3	E4	Exec	ND	Score
1	1111	Yul Moldauer	Oklahoma	6.000	9.000	9.200	9.500	9.400	9.300	__.	15.300
2T	1116	Colin Van Wicklen	Oklahoma	5.600	9.000	8.900	9.100	9.100	9.050	__.	14.650
2T	403	Alex Diab	Illinois	5.700	8.700	9.100	8.800	9.100	8.950	__.	14.650
4	711	Zach Liebler	Minnesota	5.600	8.700	8.800	9.000	8.800	8.800	__.	14.400
5T	404	Chandler Eggleston	Illinois	5.400	8.900	8.700	9.100	9.000	8.950	__.	14.350
5T	707	Vitali Kan	Minnesota	5.600	8.900	9.000	8.500	8.600	8.750	__.	14.350
7	814	Jonathan Tang	Navy	5.400	8.900	8.900	8.900	9.200	8.900	__.	14.300
8T	417	Joey Peters	Illinois	5.300	8.900	8.700	8.900	8.900	8.900	__.	14.200
8*	313	Michael Rauchweg	California	5.400	8.800	8.900	8.800	8.700	8.800	__.	14.200
8*	201	Seth Cannon	Army	5.400	8.600	8.800	9.000	8.800	8.800	__.	14.200
11	1105	Thao Hoang	Oklahoma	5.500	8.600	8.500	8.700	8.700	8.650	__.	14.150
12	418	Sebastian Quiana	Illinois	5.400	8.600	8.800	8.600	8.800	8.700	__.	14.100
13T	802	Lucas Beltran	Navy	5.500	8.700	8.600	8.400	8.500	8.550	__.	14.050
13*	718	Alex Wittenberg	Minnesota	5.600	8.400	8.500	8.400	8.600	8.450	__.	14.050
13*	704	Joel Gagnon	Minnesota	5.600	8.300	8.500	8.400	8.600	8.450	__.	14.050
16T	309	Aaron Mah	California	5.300	8.300	8.500	8.800	8.900	8.650	__.	13.950
16T	513	Mark Springett	Iowa	5.400	8.700	8.500	8.600	8.400	8.550	__.	13.950
18*	701	Luke Aldrich	Minnesota	5.400	8.700	8.400	8.300	8.400	8.400	__.	13.800
18*	505	Andrew Herrador	Iowa	5.400	8.400	8.800	8.400	8.300	8.400	__.	13.800
20T	511	Cory Paterson	Iowa	5.100	9.000	8.900	8.400	8.400	8.650	__.	13.750
20T	1117	Matt Wenske	Oklahoma	5.500	8.500	8.500	8.200	8.200	8.350	-0.1	13.750
22T	304	Kyte Crigger	California	4.500	9.300	9.200	9.000	9.100	9.150	__.	13.650
22T	305	Nicholas Del Junco	California	5.300	8.200	8.700	8.400	8.300	8.350	__.	13.650
24	420	Taylor Smith	Illinois	5.500	8.200	8.300	8.200	8.000	8.200	-0.1	13.600
25	504	Dylan Ellsworth	Iowa	4.900	8.600	8.600	8.700	8.700	8.650	__.	13.550
26	1108	Tanner Justus	Oklahoma	5.300	8.000	8.600	8.200	8.100	8.150	__.	13.450
27	1304	Stephen Lewis	Springfield	4.700	8.300	8.800	8.700	8.700	8.700	__.	13.400
28	203	Leo Genders	Army	4.700	8.200	8.400	8.800	8.800	8.600	__.	13.300
29	502	Andrew Botto	Iowa	4.800	8.400	8.400	8.500	8.700	8.450	__.	13.250
30T	1302	Chris Graff	Springfield	4.600	8.600	8.400	8.600	8.500	8.550	__.	13.150
30T	801	Noah Beeman	Navy	4.800	8.600	8.500	8.200	8.200	8.350	__.	13.150
32	813	Ben Provost	Navy	4.300	8.600	8.700	8.800	8.800	8.750	__.	13.050
33	204	Nathan Goff	Army	4.800	7.900	8.200	8.200	8.400	8.200	__.	13.000
34	1305	Corey Matthews	Springfield	4.400	8.600	8.500	8.400	8.500	8.500	__.	12.900
35T	1301	Joshua Dieker	Springfield	4.000	8.600	8.800	8.900	8.900	8.850	__.	12.850
35T	808	Wyatt LaPointe	Navy	4.500	8.200	8.400	8.300	8.400	8.350	__.	12.850
37	301	Yordan Aleksandro	California	4.700	7.000	7.400	7.500	7.600	7.450	__.	12.150