



# IOWA HAWKEYES

## 3-0 Overall, 0-0 Big Ten

3 FINAL FOURS | 8 BIG TEN CHAMPIONSHIPS | 2 BIG TEN TOURNAMENT TITLES | 25 NCAA TOURNAMENTS

### LOUISIANA (2-1) vs. IOWA (2-0)

Nov. 20, 2017 // George Town, Cayman Islands // John Gray Gymnasium // 11 a.m. CT

#### LOUISIANA RAGIN' CAJUNS

Pos.	No.	Name	Ht.	Wt.	Yr.	Hometown	Statistical Summary
G	35	Marcus Stroman	6-0	195	Jr.	Columbia, S.C.	7.5 ppg, 1.5 rpg, 4.5 apg
G	1	Malik Marquetti	6-6	200	Jr.	Compton, Calif.	3.5 ppg, 2.5 rpg, 2.0 apg
G	4	Frank Bartley	6-3	215	Sr.	Baton Rouge, La.	8.5 ppg, 2.5 rpg, 0.5 apg
F	32	Bryce Washington	6-6	255	Sr.	New Orleans, La.	8.0 ppg, 6.0 rpg, 1.0 spg
F	23	JaKenna Gant	6-8	210	Jr.	Springfield, Ga.	13.0 ppg, 8.5 rpg, 2.2 bpg

Head Coach: Bob Marlin (Mississippi State, 1981); Eighth Season at Louisiana (130-105); 26th Season Overall (478-271)

#### IOWA HAWKEYES

Pos.	No.	Name	Ht.	Wt.	Yr.	Hometown	Statistical Summary
G	3	Jordan Bohannon	6-0	190	So.	Marion, Iowa	9.7 ppg, 1.3 rpg, 6.3 apg
G	4	Isaiah Moss	6-5	205	RS-JR.	Chicago, Illinois	13.7 ppg, 1.7 rpg, 1.3 apg
F	0	Ahmad Wagner	6-7	235	Jr.	Yellow Springs, Ohio	2.7 ppg, 4.7 rpg, 2.0 apg
F	5	Tyler Cook	6-9	255	So.	St. Louis, Missouri	12.3 ppg, 6.3 rpg, 1.6 apg
C	55	Luka Garza	6-11	235	Fr.	Washington, D.C.	13.3 ppg, 9.0 rpg, 1.3 apg

Head Coach: Fran McCaffery (Penn, 1979); Eighth Season at Iowa (140-101); 21st Season Overall (391-278)

### CAYMAN ISLANDS CLASSIC STORYLINES

- Iowa won its first three games by an average of 26 points. Iowa has had four or more players score in double figures in each of its first three contests.
- Monday will be the first-ever meeting between Iowa and Louisiana. The Hawkeyes are 10-2 all-time against current members of the Sun Belt Conference.
- After playing its first three games of the regular season at home, Iowa will play six of its next seven games away from Iowa City.
- Luka Garza was named Big Ten Freshman of the Week on Nov. 13, after averaging team bests in scoring (13.5), rebounding (9.0), and blocks (2.5) in Iowa's first two victories.
- After missing the first two regular season games due to a sprained ankle, freshman guard Connor McCaffery is not expected to play any games at the Cayman Islands Classic due to illness (mono).
- Iowa's top seven scorers are underclassmen with sophomore Isaiah Moss leading the pack averaging 13.7 points per game. Freshman Luka Garza leads the squad in rebounding (9.0) and is second in scoring (13.3).
- Iowa's 43.7 shooting percentage from 3-point range is tops in the Big Ten.
- Point guard Jordan Bohannon has dished out 19 assists to only two turnovers, while averaging 9.7 points. His 9.5 assist-to-turnover ratio ranks second best in the Big Ten.
- Tyler Cook had his consecutive field goals made streak of 22 straight snap on his first attempt in Iowa's last outing against Alabama State (Nov. 12). The power forward's streak spanned four games, dating back to the second half versus Indiana at the Big Ten Tournament on March 9, 2017.
- Fran McCaffery has 391 wins in 22 seasons as a head coach; he is nine victories from reaching the 400-win milestone.
- Iowa is 68-13 when scoring 80 points or more, the last eight seasons.
- Iowa ranked first in Big Ten steals (7.4) and scoring offense (80.5), and second in assists (17.7) a year ago.
- Freshmen Cordell PemsI, Jordan Bohannon, Tyler Cook, and Isaiah Moss accounted for 44.7 percent of Iowa's offense. Three of Iowa's top four scorers were true freshmen; Tyler Cook was second (12.3), followed by Jordan Bohannon (10.9), and Cordell PemsI (8.9).
- Iowa returns 76.7 percent of its scoring and 86.2 percent of its rebounding this season.

### 2017-18 SCHEDULE/RESULTS

Date	Opponent (TV)	Time
Nov. 10	Chicago State	W, 95-62
Nov. 12	Alabama State ^	W, 92-58
Nov. 16	Grambling State	W, 85-74
<b>Nov. 20</b>	<b>vs. Louisiana # (FloHoops)</b>	<b>11 a.m.</b>
<b>Nov. 21</b>	<b>vs. Wyoming/SDSU #</b>	<b>TBD</b>
<b>Nov. 22</b>	<b>vs. TBD #</b>	<b>TBD</b>
Nov. 28	at Virginia Tech % (ESPN2)	8 p.m.
Dec. 2	Penn State (BTN)	4 p.m.
Dec. 4	at Indiana (BTN)	7 p.m.
Dec. 7	at Iowa State + (ESPN2)	7 p.m.
Dec. 10	Southern (BTN)	4 p.m.
Dec. 16	vs. Drake * (BTN)	1 p.m.
Dec. 19	Southern Utah (BTN)	8 p.m.
Dec. 22	vs. Colorado ! (BTN)	8 p.m.
Dec. 29	Northern Illinois (BTN Plus)	7 p.m.
Jan. 2	Michigan (ESPN/2)	6 p.m.
Jan. 4	Ohio State (ESPNU)	4 p.m.
Jan. 7	at Maryland (FS1)	7 p.m.
Jan. 11	at Illinois (FS1)	7 p.m.
Jan. 17	at Rutgers (BTN)	6 p.m.
Jan. 20	Purdue (ESPN/2)	11 a.m.
Jan. 23	Wisconsin (ESPN/2)	6 p.m.
Jan. 27	at Nebraska (BTN)	7 p.m.
Jan. 30	Minnesota (BTN)	8 p.m.
Feb. 3	at Penn State (BTN)	5/7 p.m.
Feb. 6	Michigan State (ESPN/2)	8 p.m.
Feb. 10	at Ohio State (BTN)	5/7 p.m.
Feb. 14	at Michigan (BTN)	5:30 p.m.
Feb. 17	Indiana (ESPN/2)	1 p.m.
Feb. 21	at Minnesota (BTN)	8 p.m.
Feb. 25	Northwestern (BTN)	6:30 p.m.

all times listed are central

- ^ -- Cayman Islands Classic Preliminary Game
- # -- Cayman Islands Classic - Cayman Islands
- % -- Big Ten/ACC Challenge
- + -- Iowa Corn Cy-Hawk Series
- \* -- The Hy-Vee Classic - Des Moines, Iowa
- ! -- Played in Sioux Falls, South Dakota
- \$ -- Big Ten Tournament - New York City

### PRONUNCIATION GUIDE

Kirk Speraw.....	SPEAR-awe
Nicholas Baer.....	BAY-IR
Maishe Dailey.....	MAY-she
Luka Garza.....	LOU-kah
Ryan Kriener.....	KREEN-ir
Jack Nunge.....	NONE-gee (rhymes with bungee)
Cordell PemsI.....	PEM-sul
Dom Uhl.....	YULE

### MULTIMEDIA GAME INFORMATION

#### TELEVISION

- NONE

#### MOBILE APPS/ONLINE

- FloSports
  - Brad Wells (PxP)
  - Kevin Lehman (analyst)

#### RADIO

- Hawkeye Radio Network
- Sirius 137, XM 196
  - Jim Albracht (PxP)
  - Bob Hansen (analyst)

#### LIVE STATISTICS

- Gametracker
  - hawkeyesports.com

## INSIDE THE NUMBERS

	IOWA	UL
Scoring Average	90.7	94.5
Scoring Defense	64.7	76.0
Scoring Margin	+26.0	+18.5
FG%	.530	.486
FG% Defense	.394	.455
FT%	.625	.762
3-PT FG%	.437	.429
3-PT FG% Defense	.313	.258
Rebound Margin	+9.7	+5.0
Assists Per Game	22.7	17.0
Turnovers Per Game	13.0	16.0
Steals Per Game	8.3	10.5
Blocks Per Game	6.3	4.0

## MISCELLANEOUS STATS

Double-Figure Scoring Games...					
Player	14-15	15-16	16-17	17-18	Career
Tyler Cook	---	---	19	3	22
Jordan Bohannon	---	---	17	2	19
Cordell Pemsal	---	---	15	1	16
Nicholas Baer	---	5	10	---	15
Isaiah Moss	---	---	9	3	12
Dom Uhl	1	7	1	---	9
Brady Ellingson	---	1	6	---	7
Ahmad Wagner	---	1	4	---	5
Luka Garza	---	---	---	3	3
Ryan Kriener	---	---	2	---	2
Maishe Dailey	---	---	---	2	2
Jack Nunge	---	---	---	2	2

20-Point Scoring Games...					
Player	14-15	15-16	16-17	17-18	Career
Jordan Bohannon	---	---	5	---	5
Brady Ellingson	---	1	1	---	2
Tyler Cook	---	---	2	---	2
Isaiah Moss	---	---	1	---	1

Double-Figure Rebounding Games...					
Player	14-15	15-16	16-17	17-18	Career
Nicholas Baer	---	---	6	---	6
Tyler Cook	---	---	3	---	3
Dom Uhl	---	1	1	---	2
Cordell Pemsal	---	---	---	2	2
Luka Garza	---	---	---	1	1

Double-Doubles...					
Player	14-15	15-16	16-17	17-18	Career
Nicholas Baer	---	---	3	---	3
Jordan Bohannon	---	---	3	---	3
Tyler Cook	---	---	2	---	2
Dom Uhl	---	1	---	---	1
Cordell Pemsal	---	---	1	---	1
Luka Garza	---	---	---	1	1

4+ Three-Pointer Games...					
Player	14-15	15-16	16-17	17-18	Career
Jordan Bohannon	---	---	8	1	9
Nicholas Baer	---	1	3	---	4
Isaiah Moss	---	---	2	1	3
Brady Ellingson	---	---	2	---	2

5+ Assists Games...					
Player	14-15	15-16	16-17	17-18	Career
Jordan Bohannon	---	---	20	3	23
Nicholas Baer	---	---	2	---	2
Brady Ellingson	---	---	2	---	2
Isaiah Moss	---	---	1	---	1
Ahmad Wagner	---	---	1	---	1
Cordell Pemsal	---	---	1	---	1
Dom Uhl	---	---	1	---	1

3+ Steals Games...					
Player	14-15	15-16	16-17	17-18	Career
Nicholas Baer	---	---	---	7	7
Jordan Bohannon	---	---	---	2	2
Cordell Pemsal	---	---	---	2	2
Jack Nunge	---	---	---	2	2
Dom Uhl	---	---	1	---	1
Ahmad Wagner	---	---	1	---	1
Tyler Cook	---	---	---	1	1
Isaiah Moss	---	---	---	1	1

3+ Blocks Games...					
Player	14-15	15-16	16-17	17-18	Career
Nicholas Baer	---	1	6	---	7
Dom Uhl	---	1	1	---	2
Ryan Kriener	---	---	2	---	2
Luka Garza	---	---	---	2	2
Ahmad Wagner	---	---	1	---	1
Cordell Pemsal	---	---	1	---	1

## 2017-18 MARGIN OF VICTORY/DEFEAT

Points	1	2	3	4	5	6	7	8	9	10+	15+	20+
Wins	0	0	0	0	0	0	0	0	0	1	0	2
Losses	0	0	0	0	0	0	0	0	0	0	0	0

### THE SETTING

Iowa (3-0) will meet Louisiana (2-1) in the first round of the inaugural Cayman Islands Classic on Monday. Tipoff is set for 11 a.m. (CT) inside John Gray Gymnasium at George Town, Cayman Islands. The Hawkeyes will be playing three games in three days.

Iowa will play either Wyoming or South Dakota State on Tuesday.

### ON THE AIR

**Radio:** Iowa games are broadcast on the Hawkeye Radio Network. Jim Albracht will handle the play-by-play, along with color commentator Bob Hansen during #FeastWeek at the Cayman Islands Classic. The network includes more than 40 stations that blanket the state of Iowa and include portions of Illinois, Nebraska, Minnesota, Missouri and Wisconsin. The Hawkeye Radio Network coverage includes a 60-minute pregame show.

**Stream:** Monday's game will be streamed on mobile devices and computers via FloHoops. Brad Wells and Kevin Lehman will call the action on site. There is a fee to watch all Cayman Islands Classic games.

### SCOUTING LOUISIANA

- Louisiana split its first two games of the season, falling at Ole Miss (94-76) and beating Louisiana College (113-58). The Ragin' Cajuns play Savannah State on Friday before heading down to the tournament.
- Five players average in double figures through two games with Johnathan Stove pacing the squad averaging 16 points per game. JaKeenan Gant is nearly averaging a double-double (13 points, 8.5 rebounds).
- Louisiana has made 21-of-49 of its 3-point attempts (.429) through two games.
- The Ragin' Cajuns return 75.6 percent of their offense and 79.1 percent of its rebounding from the 2016-17 season.
- Last year, Louisiana posted a 21-12 overall record and tied for sixth place in the Sun Belt Conference with a 10-8 league mark. The Ragin Cajuns won seven of their last eight games of the 2016-17 campaign.
- Louisiana led the Sun Belt Conference in scoring offense (81.9) and rebounding margin (+5.8) a year ago.
- Bob Marlin is in his eighth season as head coach at Louisiana.

### SCOUTING THE TOURNAMENT FIELD

**Cincinnati (3-0):** Won their first three games by an average of 41.3 points.

**Buffalo (2-0):** Won each of their first two games of the season by five point margins.

**Wyoming (2-0):** Hayden Dalton averages a double-double (26 points, 11 rebounds).

**South Dakota State (3-0):** Played first three games at home, winning each by double digits

**UAB (3-0):** Five players average double digits, winning first three games by an average of 31.7 points

**Richmond (0-2):** Lost by 33 points in last outing at home to Jacksonville State.

## 2017-18 IOWA HAWKEYES ROSTER

No.	Name	Pos.	Ht.	Wt.	Yr.	Hometown (High School)
0	Ahmad Wagner	F	6-7	235	Jr.	Yellow Springs, Ohio (Wayne)
1	Maishe Dailey	G	6-7	195	So.	Beachwood, Ohio (Beachwood)
2	Jack Nunge	F	6-11	225	Fr.	Newburgh, Ind. (Castle)
3	Jordan Bohannon	G	6-0	180	So.	Marion, Iowa (Linn-Mar)
4	Isaiah Moss	G	6-5	205	So. <sup>^</sup>	Chicago, Ill. (Simeon)
5	Tyler Cook	F	6-9	255	So.	St. Louis, Mo. (Chaminade Prep)
11	Charlie Rose	G	6-4	190	Sr.	Elmhurst, Ill. (York Community)
13	Austin Ash	G	6-2	160	Fr.	Cedar Rapids, Iowa (Mount Vernon)
15	Ryan Kriener	F	6-9	250	So.	Spirit Lake, Iowa (Spirit Lake)
20	Riley Till	F	6-7	200	Fr. <sup>^</sup>	Dubuque, Iowa (Wahlert)
24	Brady Ellingson	G	6-4	196	Jr. <sup>^</sup>	Menomonee Falls, Wis. (Hamilton)
25	Dom Uhl	F	6-9	220	Sr.	Frankfurt, Germany (Point Pleasant Beach, NJ)
30	Connor McCaffery	G	6-5	200	Fr.	Iowa City, Iowa (West)
35	Cordell Pemsal	F	6-8	240	So.	Dubuque, Iowa (Wahlert)
51	Nicholas Baer	F	6-7	210	Jr. <sup>^</sup>	Bettendorf, Iowa (Bettendorf)
55	Luka Garza	F	6-11	235	Fr.	Washington, D.C. (Maret)

**Head Coach:** Fran McCaffery

**Assistant Coaches:** Kirk Speraw, Sherman Dillard, Andrew Francis

## HEAD COACH FRAN McCAFFERY

Fran McCaffery, who is signed through the 2020 season, is in his eighth season as the head basketball coach at the University of Iowa and his 22nd year overall as a college head coach. McCaffery has reached the 20-win plateau eight of the last 11 seasons, including four of the last five years.

McCaffery spent five seasons (2005-10) as the head coach at Siena, six years at UNC-Greensboro (1999-2005) and three seasons at Lehigh (1985-88) before joining the Hawkeyes.

McCaffery has three decades of Division I coaching experience. He completed his 35th season as a collegiate coach in 2017, which includes 21 years as a head coach and 14 as an assistant. McCaffery is one of 12 coaches to lead four different Division I teams to the NCAA Tournament.

McCaffery, 57, holds a career mark of 391-278 (.584) and guided his teams to 11 postseason appearances (seven NCAA and four NIT). He is 140-101 (.581) at Iowa. McCaffery led Iowa to NCAA Tournament victories in two of the last three years (2015 and 2016), the first time Hawkeye teams have won tournament games in consecutive seasons since 1996-97.

Since taking over the Iowa program in 2010, the Hawkeyes have earned six postseason tournament berths (3 NCAA, 3 NIT). McCaffery coached Iowa to 25 victories in 2013, equaling the second-most win total in program history. McCaffery has guided five different Hawkeyes to all-conference honors, including four straight first team honorees. The last time Iowa had four consecutive first-team all-league honorees was 1945-48.

McCaffery has posted upper division finishes in each of the past five seasons at Iowa and 17 of 21 seasons as a head coach. He has posted 20 wins or more eight of the last 11 seasons, including four of the last five years at Iowa (2013, 2014, 2015, and 2016).

McCaffery and the Hawkeyes have made Carver-Hawkeye Arena one of the most feared arenas to play nationally. Fans have embraced McCaffery and his team's style of play with attendance increasing by more than 50 percent since 2010. The Hawkeyes boast a 73-17 (.811) home record the last five seasons, which includes a school-record 18 wins in 2014.

McCaffery's five years at Siena were the best in its 70-year history. He led the Saints on an incredible run that ended with three straight Metro Atlantic Athletic Conference championships and NCAA Tournament appearances. In so doing, Siena became the only program in the country to win its regular season and postseason title 2008-10.

McCaffery's Saints owned a 112-51 (.687) record in his five years with the program. He guided the Saints to four consecutive 20-win seasons.

The 2009 MAAC Coach of the Year and 2010 District I Coach of the Year is the third winningest coach, by percentage, in league history (.68-22, .756). He is the only coach to guide a MAAC program to two NCAA Tournament wins. McCaffery led his 2008 and 2009 teams to first round NCAA Tournament victories over Vanderbilt and Ohio State, respectively.

In his final two seasons at Siena, he coached the Saints to back-to-back 27-win campaigns and boasted a combined 39-3 (.929) record against MAAC opponents, which included MAAC Tournament contests.

McCaffery began his coaching career as an assistant at Penn (1982-83) and Lehigh (1983-85). After three seasons as head coach at Lehigh, he spent 11 seasons as an assistant at Notre Dame (1988-99).

McCaffery played basketball at Wake Forest his freshman year (1977-78) and then concluded his collegiate playing career at Penn his final three seasons (1979-82).

He earned his B.S. degree in Economics from The Wharton School (Penn) in 1982. McCaffery also earned a Master of Education from Lehigh in 1985.

### COACHING HONORS

NABC District I Coach of the Year, 2009-10

MAAC Coach of the Year, 2008-09

### HEAD COACHING EXPERIENCE

Lehigh (1985-88): .....49-39 (.557); 8-6 (.571) League  
UNC-Greensboro (1999-05).....90-87 (.508); 49-47 (.510) League  
Siena (2005-10) .....112-51 (.687); 68-22 (.756) League  
Iowa (2010-present): .....140-101 (.581); 64-62 (.508) League



## THE McCAFFERY FILE

**Born:** May 23, 1959  
**Hometown:** Philadelphia, Pa.  
**High School:** LaSalle, 1977  
**College:** B.S. in Economics, The Wharton School (Penn), 1982  
Master of Education, Lehigh, 1985  
**Family:** Wife, Margaret  
Sons, Connor, Patrick and Jonathan Francis  
Daughter, Marit Katherine  
Brother, Jack (sportswriter in Philadelphia area)

### Coaching Honors

MAAC Coach of the Year, 2009

NABC District I Coach of the Year, 2009-10

### Coaching History (30 years)

1982-83 Assistant Coach, Penn  
1983-85 Assistant Coach, Lehigh  
1985-88 Head Coach, Lehigh  
1988-99 Assistant Coach, Notre Dame  
1999-05 Head Coach, UNC-Greensboro  
2005-10 Head Coach, Siena  
2010-present Head Coach, University of Iowa

### Coaching Chart

Overall (21 seasons): 391-278 (.584)  
At Iowa (eight seasons): 140-101 (.581)  
At Siena (five seasons): 112-51 (.688)  
At UNCG (six seasons): 90-87 (.508)  
At Lehigh (three seasons): 49-40 (.551)  
NCAA Tournament (eight appearances\*): 4-8  
NIT (four appearances): 6-4

*\*McCaffery is the first coach to bring three different programs from one-bid leagues to the NCAA Tournament (conferences that sent just one team the year his program advanced).*

### McCaffery in Postseason Play

1988 NCAA Tournament -- Lehigh  
1989 NCAA Tournament -- Notre Dame  
1990 NCAA Tournament -- Notre Dame  
1992 NIT -- Notre Dame  
1997 NIT -- Notre Dame  
2001 NCAA Tournament -- UNC-Greensboro  
2002 NIT -- UNC-Greensboro  
2008 NCAA Tournament -- Siena  
2009 NCAA Tournament -- Siena  
2010 NCAA Tournament -- Siena  
2012 NIT -- Iowa  
2013 NIT -- Iowa  
2014 NCAA Tournament -- Iowa  
2015 NCAA Tournament -- Iowa  
2016 NCAA Tournament -- Iowa  
2017 NIT -- Iowa

### Playing Experience

Wake Forest, 1977-78

Penn, 1979-82

## Big Ten Standings/Schedule

Team	Big Ten	Pct.	Overall	Pct.
<b>IOWA</b>	<b>0-0</b>	<b>.000</b>	<b>3-0</b>	<b>1.000</b>
Maryland	0-0	.000	3-0	1.000
Michigan	0-0	.000	3-0	1.000
Minnesota	0-0	.000	3-0	1.000
Purdue	0-0	.000	3-0	1.000
Rutgers	0-0	.000	3-0	1.000
Ohio State	0-0	.000	3-0	1.000
Penn State	0-0	.000	3-0	1.000
Illinois	0-0	.000	2-0	1.000
Nebraska	0-0	.000	2-1	.667
Northwestern	0-0	.000	2-1	.667
Wisconsin	0-0	.000	2-1	.667
Michigan State	0-0	.000	1-1	.500
Indiana	0-0	.000	1-2	.333

### Monday, Nov. 20

Iowa vs. Louisiana, 11 a.m.  
 Jackson State at Maryland, 6 p.m.  
 Penn State vs. Pittsburgh, 8:30 p.m.  
 Wisconsin vs. Baylor, 8:30 p.m.  
 Michigan vs. LSU, 10:30 p.m.

### Tuesday, Nov. 21

Bryant at Rutgers, 6 p.m.  
 Alabama A&M at Minnesota, 7 p.m.  
 Iowa vs. Wyoming/South Dakota State, TBD  
 Michigan vs. Notre Dame/Chaminade, TBD  
 Penn State vs. Oklahoma State/Texas A&M, TBD  
 Wisconsin vs. Creighton/UCLA, TBD

All times are central

## National Rankings

### AP Poll

Nov. 13

- Duke
- Michigan State
- Arizona
- Kansas
- Villanova
- Wichita State
- Kentucky
- Florida
- North Carolina
- USC
- Miami
- Cincinnati
- Notre Dame
- Minnesota
- Xavier
- Texas A&M
- Gonzaga
- Louisville
- Purdue
- Northwestern
- Saint Mary's
- Seton Hall
- UCLA
- West Virginia
- Baylor

### USA Today Poll

Preseason

- Duke
- Michigan State
- Kansas
- Kentucky
- Arizona
- Villanova
- Florida
- Wichita State
- North Carolina
- West Virginia
- USC
- Miami
- Cincinnati
- Notre Dame
- Minnesota
- Louisville
- Xavier
- UCLA
- Gonzaga
- Northwestern
- Purdue
- Saint Mary's
- Seton Hall
- Baylor
- Alabama

## 2017-18 IOWA CAPTAINS

Iowa captains are senior Dom Uhl and junior Nicholas Baer.

### HAWKEYES PULL AWAY FROM GRAMBLING STATE

- Trailing 59-56 with 10:58 remaining, Iowa went on a 14-0 scoring run over a 5:24 span to separate from Grambling State and ultimately prevail, 85-74.
- Five Hawkeyes netted double figures, led by freshman Jack Nunge's 17 points. Tyler Cook and Isaiah Moss each contributed 15 points, while Luka Garza scored 13 points and Jordan Bohannon had 12.
- In addition to his 12 points, Bohannon recorded a season-best seven assists with only one turnover.
- Although Grambling State was perfect at the free throw line, the Tigers attempted only six foul shots. Iowa was 27-of-36 (.750) from the charity stripe.
- Freshman Luka Garza was one rebound from his second straight double-double, grabbing a game-high nine boards in 28 minutes of action.

### GARZA SHINES IN DEBUT

Freshman center Luka Garza leads the team in rebounding (9.0 rpg), blocked shots (2.67), and free throw attempts (23) after three games. He also ranks second in scoring, averaging 13.3 points per game. Garza became just the second Hawkeye in the last 20 years to register 16 points and five rebounds in their debut (Aaron White in 2011).

Garza followed up that performance with a double-double in only 19 minutes of action against Alabama State. The native of Washington, D.C. had 11 points and a game-best 13 rebounds. Garza is the fifth Hawkeye to post a double-double in either his first or second game over the last 20 years, joining Dean Oliver, Reggie Evans, Devon Archie, and Aaron White.

### BOHANNON NAMED CANDIDATE FOR BOB COUSY AWARD

Iowa sophomore Jordan Bohannon has been named to the 20-player watch list for the 2018 Bob Cousy Point Guard of the Year Award. The annual honor recognizes the top point guards in Division I men's college basketball. A national committee comprised of top college basketball personnel determined the watch list of 20 candidates.

Bohannon joins Minnesota's Nate Mason and Bryant McIntosh of Northwestern as the only Big Ten student-athletes on the national list.

The native of Marion, Iowa, has had a great start to the 2017-18 campaign, dishing out 19 assists to only two turnovers, and averaging 9.7 points in three games. His 9.5 assist-to-turnover ratio is second best in the Big Ten.

Bohannon, one of five players named to the All-Big Ten Freshman Team, led the Hawkeyes in assists (175) and 3-pointers made (89), and was third in scoring (10.9 ppg). He was one of only two freshmen in the country over the last 25 seasons to register 175+ assists and 85+ 3-pointers. His 89 triples shattered Iowa's single-season freshman record, besting Matt Gatens' previous mark of 52 set in 2009. Bohannon's 175 assists are the most by an Iowa freshman and rank eighth-best by any Hawkeye player in a single season. He finished the season by posting a school-record three straight double-doubles in points and assists (Indiana, South Dakota, and TCU). Bohannon helped lead Iowa to a win at nationally-ranked Maryland, draining eight 3-pointers (8-of-10) -- the most by a Hawkeye rookie and one shy of Chris Kingsbury's school record.

### BAER TO MISS 3-4 WEEKS DUE TO INJURY

Head coach Fran McCaffery announced on Nov. 6, that junior forward Nicholas Baer is expected to miss 3-4 weeks after suffering a broken bone in his left pinky finger in a week-end practice. The injury did not require surgery.

Baer, a team co-captain, is the reigning Big Ten Sixth Man of the Year after averaging team bests in rebounding (5.8), steals (1.4), and blocked shots (1.3). The native of Bettendorf, Iowa, also averaged 7.5 points per game in 2016-17. Baer became one of only four Hawkeyes in school history to lead the team in both blocks (48) and steals (43) in the same season as a sophomore.

### **CONNOR McCaffery TO PLAY FRESHMAN SEASON**

Freshman guard Connor McCaffery announced his decision earlier this month to play his freshman season on the basketball court. McCaffery will join the baseball team upon conclusion of the basketball season. A decision as to whether or not McCaffery will red-shirt baseball this spring will be determined at that time.

After playing in Iowa's two exhibition games, McCaffery missed Iowa's first three regular season games. McCaffery sat out the first two games due to a sprained ankle, while he missed Iowa's last outing due to illness (mono). The Iowa City native is not expected to see action at the Cayman Islands Classic.

### **BACKCOURT RESERVES STEP UP**

Sophomore Maishe Dailey and Brady Ellingson had solid efforts in Iowa's first two games.

Dailey posted career scoring outputs in each of the two games, 10 versus Chicago State and 11 against Alabama State.

Ellingson had nine points, four assists, and one rebound in each of the two contests. Through three games, the Wisconsin native has 11 assists and only two turnovers.

### **BACK IN ACTION**

Sophomore forward Cordell Pemsil had successful sports hernia surgery in May. Pemsil did not participate in the Prime Time League nor Iowa's exhibition games overseas.

Pemsil averaged 10 points and five rebounds in Iowa's first two games. The native of Dubuque, Iowa, netted a game-high 15 points in Iowa's win over Alabama State on Nov. 12.

Pemsil started 14 of 34 games a year ago, averaging 8.9 points and five rebounds per contest. The forward shot a single-season school record 61.7 percent (116-of-188) from the field his during freshman campaign.

### **SIX STRAIGHT POSTSEASON TOURNAMENTS**

Iowa competed in the NIT last season, marking the sixth straight season the Hawkeyes played in a postseason tournament (3 NCAA, 3 NIT).

The Hawkeyes bounced South Dakota (87-75) in the first round before falling to eventual NIT champion, TCU, in overtime in the second round.

Point guard Jordan Bohannon posted a double-double in both games: 19 points and 11 assists versus South Dakota and 25 points and 13 assists against TCU. The 13 helpers are the most by a Hawkeye in a postseason game. Bohannon finished the season with double-doubles in three straight games; posted 24 points and 10 assists versus Indiana at the Big Ten Tournament.

Tyler Cook scored the game-tying basket with five seconds left to send the game versus TCU into overtime. Cook made all seven field goals, extending his consecutive field goal streak to 18, dating back to the second half of the Indiana game (March 9). Cook finished with 16 points.

### **RECENT GRADUATES PLAYING PROFESSIONAL BASKETBALL**

A number of recent Iowa basketball graduates are playing professionally: Melsahn Basabe (Poland), Anthony Clemmons (Kazakhstan), Gabriel Olaseni (Spain), Jarrod Uthoff (NBA G League: Fort Wayne Mad Ants), Peter Jok (NBA G League: Northern Arizona Suns), Adam Woodbury (NBA G League: Fort Wayne Mad Ants), and Aaron White (Lithuania).

### **LOTS RETURNING**

Iowa is one of 16 teams in the country returning 70%+ of points, rebounds, and assists.

### **Team | % points | % rebounds | % assists**

Bradley	96.8	95.8	98.4
Colgate	93	93.5	90.1
Cornell	n/a	n/a	n/a
Hawai'i	71	75	77
Idaho	84.8	74.6	81.5
Iowa	73.7	82	77
Lipscomb	81	79	85
Minnesota	87.1	91.8	90.9
Navy	82	73	87
Northern Kentucky	77	84	84
Oakland	82	82	82
Saint Joseph's	89	82	88
Seton Hall	90.5	89.8	72
SFA	75	84.1	70.7
USC	97.9	96.6	99.3
Wichita State	91.2	91.2	83.5

### **HAWKEYES GO UNDEFEATED IN EUROPE**

Iowa finished its European Tour with a perfect record in August notching wins in Germany, Switzerland, and Italy.

Four Hawkeyes averaged in double figures in the four games. Freshman Luka Garza averaged a double-double (22.5 points, 10.3 rebounds), sophomore Isaiah Moss averaged 12.5 points, Cook averaged 12.3 points, while Ryan Kriener averaged 11.3 points. As a team, the Hawkeyes shot 48.6 percent from the field, out-rebounded their opponents by 18, and had a +5.8 turnover margin.

Iowa played its first game in Germany, the home of Hawkeye senior Dom Uhl. The native of Frankfurt, Germany, had seven points, seven rebounds, three assists, two steals, and a block in his homecoming.

Garza led the team in scoring in all four games.

### **4 HAWKEYES EARN ALL-BIG TEN RECOGNITION**

Peter Jok was named first-team All-Big Ten by both conference head coaches and media. Nicholas Baer was voted the Big Ten Sixth Man of the Year by the head coaches, while Jordan Bohannon and Tyler Cook were both voted to the Big Ten All-Freshman Team by the coaches. Baer was also named Iowa's men's basketball Sportsmanship Award recipient. Iowa was the only Big Ten team with two players named to the All-Big Ten Freshman Team and it was the first time in program history that the Hawkeyes had two players on the Big Ten All-Freshman Team (honor began in 2003).

Jok was the fourth Hawkeye to earn All-Big Ten first team accolades the last four seasons, joining Devyn Marble (2014), Aaron White (2015), and Jarrod Uthoff (2016). It marked the second time in program history that Iowa has had at least one player on the first-team all-league team four consecutive seasons: Herb Wilkinson (1945-47), Clayton Wilkinson (1946), and Murray Wier (1948).

### **IOWA HISTORY**

Iowa has played 2,743 games since beginning basketball in 1902. Iowa's overall record is 1,615-1,128 (.588). Iowa's 1,615 wins are 39th most among Division I programs. That includes a 1,033-360 (.741) record in home games, a 578-765 (.430) record in contests away from Iowa City, a 762-765 (.499) mark in Big Ten games and a 438-134 (.765) record in Carver-Hawkeye Arena.

### **DOUBLE TROUBLE**

Prior to the 2016-17 season, two Iowa freshmen scored 20+ points in the same game only twice in program history: Dick Ives (43) and David Danner (32) versus Chicago on Feb. 5, 1944, and Ronnie Lester (20) and Larry Olsthoorn (20) versus Michigan on Jan. 17, 1977.

Iowa accomplished the feat twice last season. First by rookie duos Cordell PemsI (21) and Isaiah Moss (21) versus Stetson. Jordan Bohannon (24) and Tyler Cook (21) became the fourth Hawkeye duo to accomplish the feat -- first to do so in a road game -- in school history at Maryland (Feb. 25).

### **BENCH SQUAD**

Iowa's bench played a pivotal part of its success in 2016-17. In 34 games, Hawkeye reserves average 24.5 points per game.

Through three games this season, Iowa's bench is averaging 39 points per game.

### **TRIPLE PLAY**

Jordan Bohannon finished his rookie season with a flurry, posting a school-record three straight double-doubles in points and assists.

Bohannon tallied 24 points and 10 assists against Indiana at the Big Ten Tournament on March 9. The native of Marion, Iowa, then registered 19 points and 11 assists against South Dakota on March 15 in the first round of the NIT. Bohannon bested that performance again on March 19, posting personal bests in scoring (25) and assists (13). The 13 helpers are the most by a Hawkeye in a postseason game.

### **HAWKEYE FASTBREAKS**

- Iowa scored 90 points or more nine times in 2016-17. The Hawkeyes netted 90-plus points in both games last weekend.
- Iowa is one of only three teams to have posted a Big Ten record of .500 or better each of the last five seasons (Michigan State and Wisconsin).
- Iowa has won 48 of its last 52 nonconference home games, dating back to 2012.
- Iowa is 68-13 when scoring 80 points or more, the last eight seasons. The Hawkeyes are 66-2 when holding opponents to fewer than 61 points, the last eight years.
- Fran McCaffery and his coaching staff are the first in program history to win 18 games or more in six straight seasons. McCaffery's 137 victories rank second behind Tom Davis (152) for most in the first seven seasons as Iowa's head coach.
- Fran McCaffery has guided Iowa to upper division finishes in the Big Ten in each of the last five seasons. McCaffery has accumulated 17 first division finishes in 21 years as a head coach.

### **RECENT BIG TEN SUCCESS**

Below is a list of conference wins the last three years and four years. The Hawkeyes rank high in both breakdowns.

#### **Last 3 Years (2015-17)**

1. Wisconsin .....	40
2. Purdue .....	38
Maryland .....	38
4. Michigan State .....	35
5. <b>IOWA</b> .....	<b>34</b>
6. Indiana .....	31
7. Ohio State .....	29
8. Michigan .....	28
9. Northwestern .....	24
10. Illinois .....	22
11. Minnesota .....	19
12. Nebraska .....	17
Penn State .....	17
14. Rutgers .....	6

#### **Last 4 Years (2014-17)**

1. Wisconsin .....	52
2. Michigan State .....	47
3. <b>IOWA</b> .....	<b>43</b>
Michigan .....	43
Purdue .....	43
6. Ohio State .....	39
7. Indiana .....	38
8. Northwestern .....	30
9. Illinois .....	29
10. Nebraska .....	28
11. Minnesota .....	27
12. Penn State .....	23

### **PEMSL MADE THE MOST OF HIGH PERCENTAGE SHOTS**

Freshman Cordell PemsI had a great start to his collegiate career. The native of Dubuque, Iowa, started 14 games, while coming off the bench 20 times. In 34 total games, PemsI scored in double digits 15 times and averaged 8.9 points and five rebounds per game, while shooting a Big Ten-best and 29th-best nationally 61.7 percent (116-of-188) from the field. He scored in double figures in eight of the 14 starts.

PemsI's 61.7 shooting percentage is a school single-season record, besting Russ Millard's 60.9 percent (151-of-248) set in 1996. It also shatters the school record for field goal percentage by a freshman, surpassing Ray Thompson (.597, 148-of-248) set in 1989.

### **A CLOSER LOOK AT IOWA'S FRESHMEN PRODUCTION IN 2016-17**

- Iowa's six freshmen accounted for 48.8 percent of Iowa's offense, besting Iowa's 1943-44 freshmen class who averaged 40.7 points.
- Iowa freshmen scored in double figures a program-best 62 times, besting the 1997-98 squad (42).
- For the first time in program history, Iowa had four freshmen score at least 20 points in a single game: Tyler Cook (24 vs. Seton Hall; 21 at Maryland); Jordan Bohannon (24 at Maryland; 23 at Notre Dame; 24 vs. Indiana; 25 vs. TCU); Isaiah Moss (21 vs. Stetson); Cordell PemsI (21 vs. Stetson).
- For the first time in school history, Iowa had five freshmen reach double digits in scoring in a game throughout the season: Tyler Cook, Jordan Bohannon, Cordell PemsI, Ryan Kriener, and Isaiah Moss.
- Iowa freshmen accumulated 96 combined starts, which is the most in program history.
- Iowa rookies combined to average 15.4 rebounds per game, second behind the 2000-01 squad (16.3 rpg).

### **NOT YOUR AVERAGE BAER**

Sophomore Nicholas Baer was voted the 2017 Big Ten Sixth Man of the Year by league head coaches. He was the only Division I men's basketball player in 2016-17 to amass 250+ points, 40+ blocked shots, 45+ steals, and 45+ 3-pointers, and he was the only Big Ten player to accomplish the feat over last 25 years.

Baer ranked first on the squad in blocks (1.26), steals (1.4), and rebounding (5.8), and was third in assists (1.7).

Baer's 43 rejections ranked second best in a single-season by an Iowa sophomore behind Greg Stokes' 79 set in 1983.

Baer tied for fifth in the Big Ten in steals (1.4) and tied for 10th in rejections (1.3). The native of Bettendorf, Iowa, led the team in steals a team-best 13 times, being credited with three steals or more in a game a team-best seven times.

Baer posted three double-doubles in 2016-17: versus Northern Iowa (11 points, 11 boards), versus Penn State (20 points, 10 rebounds), and versus TCU (15 points, 10 rebounds). The 20 points against the Nittany Lions in the regular season finale were a career best.

### **IOWA HEADSHOTS AVAILABLE ONLINE**

Up-to-date head shots of all Iowa players and coaches are available on the internet at [pics.hawkeyesports.com](http://pics.hawkeyesports.com).



## IOWA SIGNS 2 PREP STANDOUTS

Joe Wieskamp and C.J. Fredrick signed a National Letter of Intent to attend the University of Iowa on Nov. 8, 2017.

### C.J. Fredrick

Guard, 6-foot-4, 185 pounds

Cincinnati, Ohio (Covington Catholic High School)

- Averaged 19.7 ppg, 3.2 rpg, and 1.5 spg in 19 games as a junior
- Helped led Covington HS to district championship & regional runners-up honors... team ranked sixth in the state both his junior & senior seasons
- Team captain as a junior and senior
- Made 134-of-246 field goal attempts (.545), including 38-of-94 (.404) from 3-point range as a junior
- Averaged 10.7 ppg, 2.7 rpg, and 1.6 apg as a sophomore
- 2017 Most Outstanding Player 35th District Boys Basketball Tournament
- Helped his team place third at the 2016 King of the Bluegrass Tournament, while earning all-tournament team accolades
- Played on the Indian Elite AAU squad and head coach Mike Fox
- 2016 and 2017 All-Conference Division 1 All-Star Team
- 2016 & 2017 Northern Kentucky Coaches Association All-Star Team
- 2017 Adidas AAU No. 1 Class of 2018 Top 3-Point Percentage Shooter (.506)

### FRAN McCAFFERY ON C.J. FREDRICK

"C.J. is a good shooter and scorer, but also is a good ball handler and creates shots for other people. He's equally adept at making plays for himself and his teammates that help you win. C.J. is fiercely competitive and can play multiple positions. He felt comfortable here during the recruiting process, watched us on TV, and really studied our program. I coached his uncle and have known his father for a long time."

### Joe Wieskamp (pronounced WEEZ-kamp)

Guard, 6-foot-7, 195 pounds

Muscatine, Iowa (Muscatine High School)

- School record holder in career points (1,573), points in a single-game (50), 3-pointers in a single-season (62), scoring average (30.4 ppg), and career rebounds
- Averaged a school-record 30.4 points per game as a junior
- Made a school-record 62 3-pointers last season as a junior
- Team captain his senior year
- Two-time first team all-state honoree
- 2017 Iowa Gatorade Player of the Year
- Currently ranked 40th and 68th by Rivals and ESPN, respectively, in the Class of 2018
- Averaged 18.6 points as a freshman, 21.6 points as a sophomore, and 30.4 points as a junior
- 2017 All-Iowa Basketball Elite Team (Des Moines Register)
- MAC Player of the Year as a junior
- Three-time first-team All-MAC Player
- Also played on the Iowa Barnstormers AAU program
- Member of the Adidas US-Select Team
- NBPA Top 100 All-Tournament Team
- Excels in the classroom, boasting a 4.0 GPA
- National Honor Society member

### FRAN McCAFFERY ON JOE WIESKAMP

"Not only is Joe is an incredibly versatile player, but he is a person with terrific character, basketball intellect, and commitment to the team. He has one of the best 3-point shooting strokes I have ever seen. We could not be more thrilled because he epitomizes everything you look for. He understands how to win and does what it takes to win."

### COACHING EXPERIENCE

Fran McCaffery has the most experienced coaching staffs in the country. The Iowa men's basketball staff has 58 years of combined collegiate head coaching experience and more than 125 years of collegiate coaching under their belts. Listed below are the number of years of head coaching experience on the Iowa staff.

Coach	Years
Fran McCaffery	21 years
Kirk Speraw	20 years
Sherman Dillard	10 years
Andrew Francis	2 years
Al Seibert	5 years

### WEEKLY NEWS CONFERENCE SCHEDULE

Head coach Fran McCaffery will hold a weekly news conference and teleconferences to discuss his team preview upcoming games. Below are the upcoming dates:

#### News Conference Schedule (2 p.m. CT)

Dec. 1 (Fri.); Jan. 16 (Tues.); Jan. 29 (Mon.)

#### Teleconferences (10:30 a.m. CT)

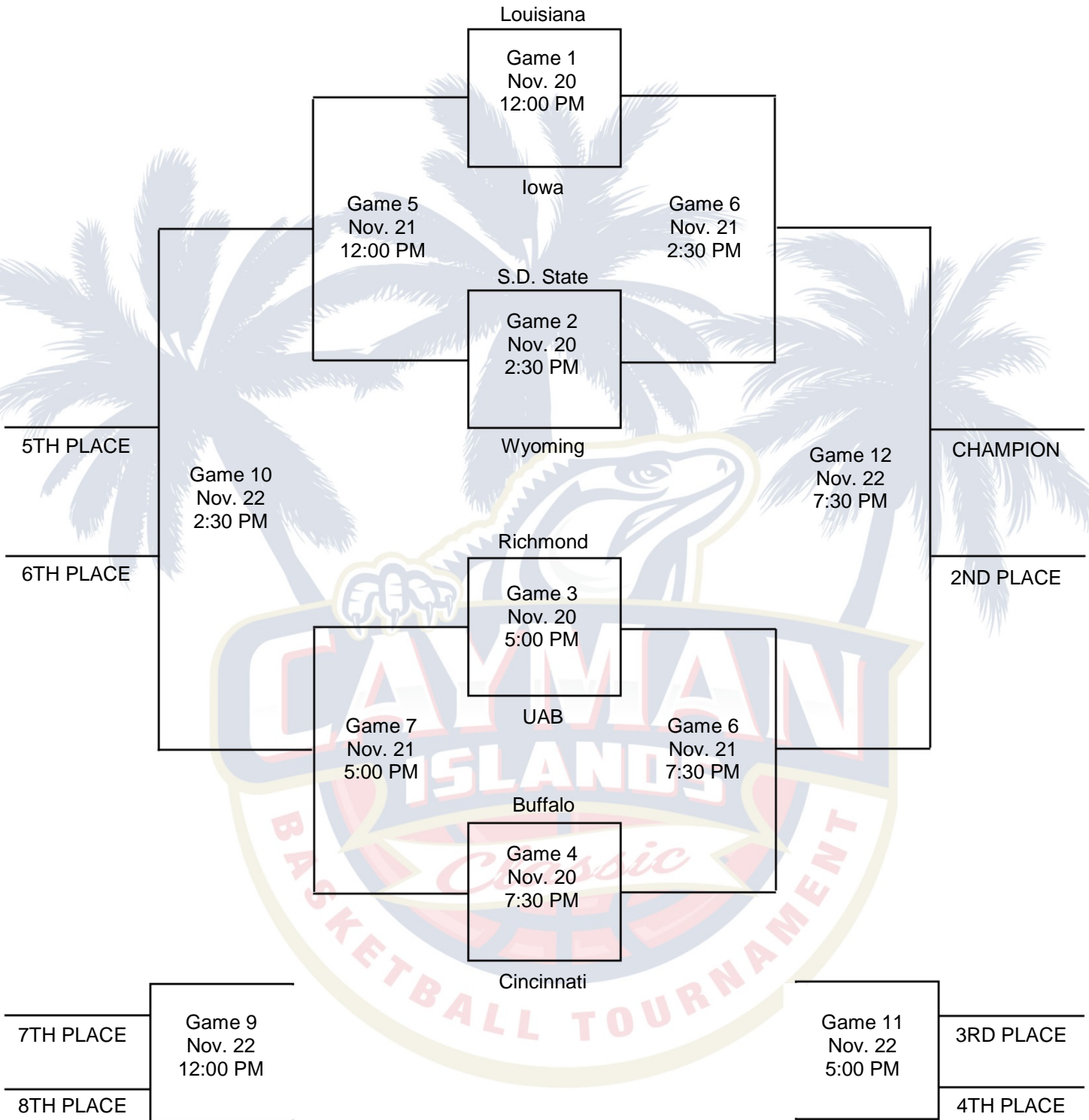
Nov. 27 (Mon.); Dec. 6 (Wed.); Dec. 18 (Mon.); Dec. 21 (Thurs.)

### ON THE HORIZON

The Hawkeyes will head back to Iowa on Thanksgiving after the Cayman Islands Classic. Iowa will then fly to the state of Virginia for a game against Virginia Tech on Tuesday, Nov. 28, in the Big Ten/ACC Challenge. That contest will be Iowa's first game of the season that will be televised nationally.



# 2017 Cayman Islands Classic





# 51 NICHOLAS BAER

RS-Junior • Forward • 6-7 • 210  
Bettendorf, Iowa • Bettendorf HS



## 2017-18 GAME-BY-GAME STATS

### SEASON / CAREER STATS

#### POINTS

SEASON: - - -  
CAREER: 20 vs. PENN STATE (3/5/17)

#### REBOUNDS

SEASON: - - -  
CAREER: 12 AT NOTRE DAME (11/29/16)

#### ASSISTS

SEASON: - - -  
CAREER: 6 vs. SAVANNAH STATE (11/13/16)

#### BLOCKS

SEASON: - - -  
CAREER: 6, 2X, LAST AT NEBRASKA (1/5/17)

#### STEALS

SEASON: - - -  
CAREER: 4 AT RUTGERS (1/31/17)

#### MINUTES

SEASON: - - -  
CAREER: 35 vs. INDIANA (2/21/17)

#### FIELD GOALS MADE

SEASON: - - -  
CAREER: 8 vs. TENNESSEE TECH (12/22/15)

#### FIELD GOALS ATTEMPTED

SEASON: - - -  
CAREER: 13 vs. VILLANOVA (3/20/16)

#### 3-POINT FIELD GOALS MADE

SEASON: - - -  
CAREER: 4, 4X, LAST vs. TCU (3/19/17)

#### 3-POINT FIELD GOALS ATTEMPTED

SEASON: - - -  
CAREER: 7, 2X, LAST vs. ILLINOIS (2/18/17)

#### FREE THROWS MADE

SEASON: - - -  
CAREER: 6 vs. IOWA STATE (12/8/16)

#### FREE THROWS ATTEMPTED

SEASON: - - -  
CAREER: 7 vs. IOWA STATE (12/8/16)

- Missed Iowa's first three games due to a broken pinky finger in non-shooting hand (left); expected to return in late November/early-December
- Awarded the 2017 Big Ten Sixth Man of the Year as a sophomore
- Two-time Academic All-Big Ten honoree
- Only Division I player in 2016-17 and only Big Ten player over the last 25 seasons to amass 250 points, 45 steals, 45 3-pointers, and 40+ blocked shots in a season

## PRODUCTION TRACKER

	Season	Career
Scored 10+ Points:	0	15
Scored 15+ Points:	0	4
Scored 20+ Points:	0	1
Had 5+ Assists:	0	2
Had 3+ Blocks:	0	7
Had 3+ Steals:	0	7
Made 3+ 3-Pointers:	0	10
Led Team in Scoring:	0	2
Led Team in Rebounding:	0	13
Led Team in Assists:	0	1
Led Team in Steals:	0	13
Led Team in Blocks:	0	21
Double-Double:	0	3



## CAREER STATS

YEAR	G/GS	FG-A	PCT	3-PT	PCT	FT-A	PCT	RB	AVG	PF-FO	AS	TO	BK	ST	PTS	AVG
Fresh.	33/0	61-123	.496	26-66	.394	10-15	.667	85	2.6	49-0	17	17	19	23	158	4.8
Soph.	34/10	91-203	.448	46-116	.397	27-44	.614	197	5.8	78-1	59	27	43	48	255	7.5
Junior	0/0	0-0	.000	0-0	.000	0-0	.000	0	0.0	0-0	0	0	0	0	0	0.0
<b>TOTALS</b>	<b>67/10</b>	<b>152-326</b>	<b>.466</b>	<b>72-182</b>	<b>.396</b>	<b>37-59</b>	<b>.627</b>	<b>282</b>	<b>4.2</b>	<b>127-1</b>	<b>76</b>	<b>44</b>	<b>62</b>	<b>71</b>	<b>413</b>	<b>6.2</b>

# 3 JORDAN BOHANNON

Sophomore • Guard • 6-0 • 180  
Marion, Iowa • Linn-Mar HS



## 2017-18 GAME-BY-GAME STATS

Opponent	Date	gs	min	Total		3-Pointers		Free throws		Rebounds				pts	avg						
				fg-fga	pct	3fg-fga	pct	ft-fa	pct	off	def	tot	avg								
CHICAGO STATE	11/10/17	*	21	4-10	.400	4-7	.571	0-0	.000	0	1	1	1.0	1	6	0	0	1	12	12.0	
ALABAMA STATE	11/12/17	*	18	1-4	.250	1-4	.250	2-2	1.000	0	1	1	1.0	1	6	1	0	0	5	8.5	
GRAMBLING STATE	11/16/17	*	28	1-7	.143	1-4	.250	9-10	.900	1	1	2	1.3	2	7	1	0	2	12	9.7	
Totals			3	67	6-21	.286	6-15	.400	11-12	.917	1	3	4	1.3	4	19	2	0	3	29	9.7

### SEASON / CAREER STATS

#### POINTS

SEASON: 12, 2X, LAST VS. GRAMBLING ST (11/16/17)  
CAREER: 25 VS. TCU (3/19/17)

#### REBOUNDS

SEASON: 2 VS. GRAMBLING STATE (11/16/17)  
CAREER: 5, 3X, LAST VS. NEBRASKA (2/5/17)

#### ASSISTS

SEASON: 7 VS. GRAMBLING STATE (11/16/17)  
CAREER: 13 VS. TCU (3/19/17)

#### BLOCKS

SEASON: ---  
CAREER: 1, 2X, LAST AT MINNESOTA (2/8/17)

#### STEALS

SEASON: 2, 2X, LAST VS. GRAMBLING ST (11/16/17)  
CAREER: 4, 2X, LAST VS. INDIANA (2/21/17)

#### MINUTES

SEASON: 28 VS. GRAMBLING STATE (11/16/17)  
CAREER: 45 AT MINNESOTA (2/8/17)

#### FIELD GOALS MADE

SEASON: 4 VS. CHICAGO STATE (11/10/17)  
CAREER: 8, 2X, LAST VS. TCU (3/19/17)

#### FIELD GOALS ATTEMPTED

SEASON: 10 VS. CHICAGO STATE (11/10/17)  
CAREER: 18 AT NOTRE DAME (11/29/16)

#### 3-POINT FIELD GOALS MADE

SEASON: 4 VS. CHICAGO STATE (11/10/17)  
CAREER: 8 AT MARYLAND (2/25/17)

#### 3-POINT FIELD GOALS ATTEMPTED

SEASON: 7 VS. CHICAGO STATE (11/10/17)  
CAREER: 15 AT NOTRE DAME (11/29/16)

#### FREE THROWS MADE

SEASON: 9 VS. GRAMBLING STATE (11/16/17)  
CAREER: 9 VS. GRAMBLING STATE (11/16/17)

#### FREE THROWS ATTEMPTED

SEASON: 10 VS. GRAMBLING STATE (11/16/17)  
CAREER: 10 VS. GRAMBLING STATE (11/16/17)

- Credited with 19 assists to only two turnovers in Iowa's first three games of the season
- Dished out six or more assists in each of Iowa's first three wins
- Posted career bests in free throws made (9) and attempted (10) in Iowa's win over Grambling State
- Missed only one free throw attempt three three games (11-of-12)
- Voted to the five-member All-Big Ten Freshman Team last season
- One of only two freshmen nationally the last 25 years to register 175+ assists and 85+ 3-pointers
- First Hawkeye ever to post three consecutive double-doubles in points and assists
- Iowa's freshman single-season 3-pt field goals record holder (89), shattering Matt Gatens' 52 set in 2009
- His 175 assists are most by a Hawkeye freshman in a single-season, besting Jeff Horner's 140 in 2003

## PRODUCTION TRACKER

	Season	Career
Scored 10+ Points:	2	19
Scored 15+ Points:	0	10
Scored 20+ Points:	0	5
Had 5+ Assists:	3	22
Had 3+ Blocks:	0	0
Had 3+ Steals:	0	2
Made 3+ 3-Pointers:	1	14
Led Team in Scoring:	0	7
Led Team in Rebounding:	0	0
Led Team in Assists:	3	26
Led Team in Steals:	1	8
Led Team in Blocks:	0	0
Double-Double:	0	3



## CAREER STATS

YEAR	G/GS	FG-A	PCT	3-PT	PCT	FT-A	PCT	RB	AVG	PF-FO	AS	TO	BK	ST	PTS	AVG
Fresh.	34/28	118-304	.388	89-214	.416	47-55	.855	76	2.2	55-0	175	76	2	29	372	10.9
Soph.	3/3	6-21	.286	6-15	.400	11-12	.917	4	1.3	4-0	19	2	0	3	29	9.7
TOTALS	37/31	124-325	.382	95-229	.415	58-67	.866	80	2.2	59-0	194	78	2	32	401	10.8

# 5 TYLER COOK

Sophomore • Forward • 6-9 • 255  
St. Louis, Missouri • Chaminade Prep



## 2017-18 GAME-BY-GAME STATS

Opponent	Date	gs	min	Total		3-Pointers		Free throws		Rebounds				pf	a	t/o	blk	stl	pts	avg	
				fg-fga	pct	3fg-fga	pct	ft-fa	pct	off	def	tot	avg								
CHICAGO STATE	11/10/17	*	21	4-4	1.000	0-0	.000	4-7	.571	2	4	6	6.0	1	3	0	0	1	12	12.0	
ALABAMA STATE	11/12/17	*	16	4-8	.500	0-1	.000	2-4	.500	2	4	6	6.0	2	2	0	0	1	10	11.0	
GRAMBLING STATE	11/16/17	*	29	4-6	.667	0-0	.000	7-8	.875	4	3	7	6.3	4	1	3	1	1	15	12.3	
Totals			3	66	12-18	.667	0-1	.000	13-19	.684	8	11	19	6.3	7	6	3	1	3	37	12.3

### SEASON / CAREER STATS

#### POINTS

SEASON: 15 vs. GRAMBLING STATE (11/16/17)  
CAREER: 24 vs. SETON HALL (11/17/16)

#### REBOUNDS

SEASON: 7 vs. GRAMBLING STATE (11/16/17)  
CAREER: 10, 3X, LAST vs. PENN STATE (3/5/17)

#### ASSISTS

SEASON: 3 vs. CHICAGO STATE (11/10/17)  
CAREER: 3, 2X, LAST vs. CHICAGO ST (11/10/17)

#### BLOCKS

SEASON: 1 vs. GRAMBLING STATE (11/16/17)  
CAREER: 2 vs. MEMPHIS (11/26/16)

#### STEALS

SEASON: 1, 3X, LAST vs. GRAMBLING ST (11/16/17)  
CAREER: 3 AT RUTGERS (1/31/17)

#### MINUTES

SEASON: 29 vs. GRAMBLING STATE (11/16/17)  
CAREER: 34 AT MARYLAND (2/25/17)

#### FIELD GOALS MADE

SEASON: 4, 3X, LAST vs. GRAMBLING ST (11/16/17)  
CAREER: 9 vs. SETON HALL (11/17/16)

#### FIELD GOALS ATTEMPTED

SEASON: 8 vs. ALABAMA STATE (11/12/17)  
CAREER: 15 vs. SETON HALL (11/17/16)

#### 3-POINT FIELD GOALS MADE

SEASON: - - -  
CAREER: 1 vs. SETON HALL (11/17/16)

#### 3-POINT FIELD GOALS ATTEMPTED

SEASON: 1 vs. ALABAMA STATE (11/12/17)  
CAREER: 3 vs. SETON HALL (11/17/16)

#### FREE THROWS MADE

SEASON: 7 vs. GRAMBLING STATE (11/16/17)  
CAREER: 8, 2X, LAST vs. INDIANA (2/21/17)

#### FREE THROWS ATTEMPTED

SEASON: 8 vs. GRAMBLING STATE (11/16/17)  
CAREER: 12 vs. SETON HALL (11/17/16)

- Scored in double figures and grabbed six or more rebounds in each of Iowa's first three games
- Ranks third on the squad in scoring (12.3 ppg)
- Netted seven of his 15 points at the free throw line in Iowa's win over Grambling State
- Voted to the five-member All-Big Ten Freshman Team last season
- Had his 22 consecutive field goals made streak snapped on his first attempt against Alabama State (Nov. 12); streak spanned four games, dating back to the second half of the Indiana game at the Big Ten Tournament on March 9
- His 55.4 field goal percentage in 2016-17 ranks fifth best by an Iowa freshman in school history

## PRODUCTION TRACKER

	Season	Career
Scored 10+ Points:	3	22
Scored 15+ Points:	1	8
Scored 20+ Points:	0	2
Had 5+ Assists:	0	0
Had 3+ Blocks:	0	0
Had 3+ Steals:	0	1
Made 3+ 3-Pointers:	0	0
Led Team in Scoring:	0	2
Led Team in Rebounding:	1	11
Led Team in Assists:	0	1
Led Team in Steals:	0	3
Led Team in Blocks:	0	7
Double-Double:	0	2



## CAREER STATS

YEAR	G/GS	FG-A	PCT	3-PT	PCT	FT-A	PCT	RB	AVG	PF-FO	AS	TO	BK	ST	PTS	AVG
Fresh.	27/26	128-231	.554	2-8	.250	73-122	.598	143	5.3	67-0	26	65	11	18	331	12.3
Soph.	3/3	12-18	.667	0-1	.000	13-19	.684	19	6.3	7-0	6	3	1	3	37	12.3
<b>TOTALS</b>	<b>30/29</b>	<b>140-249</b>	<b>.562</b>	<b>2-9</b>	<b>.222</b>	<b>86-141</b>	<b>.610</b>	<b>162</b>	<b>5.4</b>	<b>74-0</b>	<b>32</b>	<b>68</b>	<b>12</b>	<b>21</b>	<b>368</b>	<b>12.3</b>

# 1 MAISHE DAILEY

Sophomore • Guard • 6-7 • 195  
Beachwood, Ohio • Beachwood HS



## 2017-18 GAME-BY-GAME STATS

Opponent	Date	gs	min	Total		3-Pointers		Free throws		Rebounds				pf	a	t/o	blk	stl	pts	avg
				fg-fga	pct	3fg-fga	pct	ft-fa	pct	off	def	tot	avg							
CHICAGO STATE	11/10/17	18		3-5	.600	1-2	.500	3-3	1.000	1	1	2	2.0	1	1	3	0	0	10	10.0
ALABAMA STATE	11/12/17	20		4-10	.400	2-6	.333	1-2	.500	0	2	2	2.0	0	3	0	0	2	11	10.5
GRAMBLING STATE	11/16/17	7		1-2	.500	1-2	.500	0-0	.000	0	0	0	1.3	0	1	0	0	3	8.0	
Totals		0	45	8-17	.471	4-10	.400	4-5	.800	1	3	4	1.3	1	5	3	0	2	24	8.0

### SEASON / CAREER STATS

#### POINTS

SEASON: 12 vs. ALABAMA STATE (11/12/17)  
CAREER: 10 vs. CHICAGO STATE (11/10/17)

#### REBOUNDS

SEASON: 2, 2X, LAST vs. ALABAMA ST (11/12/17)  
CAREER: 7 vs. DELAWARE STATE (12/22/16)

#### ASSISTS

SEASON: 3 vs. ALABAMA STATE (11/12/17)  
CAREER: 8 vs. ALABAMA STATE (11/12/17)

#### BLOCKS

SEASON: ---  
CAREER: 1 vs. SAVANNAH STATE (11/13/16)

#### STEALS

SEASON: 2 vs. ALABAMA STATE (11/12/17)  
CAREER: 2, 2X, LAST vs. ALABAMA ST (11/12/17)

#### MINUTES

SEASON: 18 vs. CHICAGO STATE (11/10/17)  
CAREER: 21 vs. DELAWARE STATE (12/22/16)

#### FIELD GOALS MADE

SEASON: 4 vs. ALABAMA STATE (11/12/17)  
CAREER: 4 vs. ALABAMA STATE (11/12/17)

#### FIELD GOALS ATTEMPTED

SEASON: 10 vs. ALABAMA STATE (11/12/17)  
CAREER: 10 vs. ALABAMA STATE (11/12/17)

#### 3-POINT FIELD GOALS MADE

SEASON: 2 vs. ALABAMA STATE (11/12/17)  
CAREER: 2, 3X, LAST vs. ALABAMA ST (11/12/17)

#### 3-POINT FIELD GOALS ATTEMPTED

SEASON: 6 vs. ALABAMA STATE (11/12/17)  
CAREER: 7 vs. DELAWARE STATE (12/22/16)

#### FREE THROWS MADE

SEASON: 3 vs. CHICAGO STATE (11/10/17)  
CAREER: 2 AT RUTGERS (1/31/17)

#### FREE THROWS ATTEMPTED

SEASON: 3 vs. CHICAGO STATE (11/10/17)  
CAREER: 3 vs. CHICAGO STATE (11/10/17)

- Netted double figures in two of Iowa's first three games, including scoring a career-high 11 points against Alabama State (Nov. 12)

## PRODUCTION TRACKER

	Season	Career
Scored 10+ Points:	2	2
Scored 15+ Points:	0	0
Scored 20+ Points:	0	0
Had 5+ Assists:	0	0
Had 3+ Blocks:	0	0
Had 3+ Steals:	0	0
Made 3+ 3-Pointers:	0	0
Led Team in Scoring:	0	0
Led Team in Rebounding:	1	1
Led Team in Assists:	0	0
Led Team in Steals:	1	1
Led Team in Blocks:	0	0
Double-Double:	0	0



## CAREER STATS

YEAR	G/GS	FG-A	PCT	3-PT	PCT	FT-A	PCT	RB	AVG	PF-FO	AS	TO	BK	ST	PTS	AVG
Fresh.	12/0	10-22	.455	4-12	.333	3-6	.500	19	1.6	6-0	5	5	1	4	27	2.3
Soph.	3/0	8-17	.471	4-10	.400	4-5	.800	4	1.3	1-0	5	3	0	2	24	8.0
<b>TOTALS</b>	<b>15/0</b>	<b>18-39</b>	<b>.462</b>	<b>8-22</b>	<b>.364</b>	<b>7-11</b>	<b>.636</b>	<b>23</b>	<b>1.5</b>	<b>7-0</b>	<b>10</b>	<b>8</b>	<b>1</b>	<b>6</b>	<b>51</b>	<b>3.4</b>

# 24 BRADY ELLINGSON

RS-Junior • Guard • 6-4 • 196  
Menomonee Falls, Wisconsin • Hamilton HS



## 2017-18 GAME-BY-GAME STATS

Opponent	Date	gs	min	Total		3-Pointers		Free throws		Rebounds				pts	avg					
				fg-fga	pct	3fg-fga	pct	ft-fa	pct	off	def	tot	avg							
CHICAGO STATE	11/10/17	28		3-5	.600	3-5	.600	0-0	.000	0	1	1	1.0	0	4	1	0	0	9	9.0
ALABAMA STATE	11/12/17	20		3-6	.500	3-5	.600	0-0	.000	0	1	1	1.0	0	4	0	0	0	9	9.0
GRAMBLING STATE	11/16/17	15		1-3	.333	0-2	.000	0-0	.000	0	2	2	1.3	0	3	1	0	0	2	6.7
Totals		0	63	7-14	.500	6-12	.500	0-0	.000	0	4	4	1.3	0	11	2	0	0	20	6.7

### SEASON / CAREER STATS

#### POINTS

SEASON: 9, 2X, LAST VS. ALABAMA ST (11/12/17)  
CAREER: 23 VS. SAVANNAH STATE (11/13/16)

#### REBOUNDS

SEASON: 2 VS. GRAMBLING STATE (11/16/17)  
CAREER: 4, 2X, LAST AT MINNESOTA (2/8/17)

#### ASSISTS

SEASON: 4, 2X, LAST VS. ALABAMA ST (11/12/17)  
CAREER: 5, 2X, LAST VS. NEBRASKA (2/5/17)

#### BLOCKS

SEASON: ---  
CAREER: ---

#### STEALS

SEASON: ---  
CAREER: 2 AT MINNESOTA (2/8/17)

#### MINUTES

SEASON: 28 VS. CHICAGO STATE (11/10/17)  
CAREER: 9 VS. CHICAGO STATE (11/10/17)

#### FIELD GOALS MADE

SEASON: 3, 2X, LAST VS. ALABAMA ST (11/12/17)  
CAREER: 7, 2X, LAST VS. SAVANNAH ST (11/13/16)

#### FIELD GOALS ATTEMPTED

SEASON: 6 VS. ALABAMA STATE (11/12/17)  
CAREER: 9 VS. OHIO STATE (1/28/17)

#### 3-POINT FIELD GOALS MADE

SEASON: 3, 2X, LAST VS. ALABAMA ST (11/12/17)  
CAREER: 5 VS. OHIO STATE (1/28/17)

#### 3-POINT FIELD GOALS ATTEMPTED

SEASON: 5, 2X, LAST VS. ALABAMA ST (11/12/17)  
CAREER: 7 VS. OHIO STATE (1/28/17)

#### FREE THROWS MADE

SEASON: ---  
CAREER: 5, 2X, LAST VS. SAVANNAH ST (11/13/16)

#### FREE THROWS ATTEMPTED

SEASON: ---  
CAREER: 6 VS. COPPIN STATE (11/15/15)

- Posted nine points, four assists, and one rebound in each of the first two games
- Totaled 11 assists and only two turnovers in Iowa's first three victories
- Twelve of his 14 field goal attempts have come from 3-point territory
- Shooting at a 50 percent clip from the field (7-of-14) and 3-point range (6-of-12)

## PRODUCTION TRACKER

	Season	Career
Scored 10+ Points:	0	7
Scored 15+ Points:	0	3
Scored 20+ Points:	0	2
Had 5+ Assists:	0	2
Had 3+ Blocks:	0	0
Had 3+ Steals:	0	0
Made 3+ 3-Pointers:	0	5
Led Team in Scoring:	0	3
Led Team in Rebounding:	0	0
Led Team in Assists:	0	2
Led Team in Steals:	0	3
Led Team in Blocks:	0	0
Double-Double:	0	0



## CAREER STATS

YEAR	G/GS	FG-A	PCT	3-PT	PCT	FT-A	PCT	RB	AVG	PF-FO	AS	TO	BK	ST	PTS	AVG
Fresh.	7/0	4-8	.500	4-6	.667	1-2	.500	0	0.0	1-0	4	1	0	1	13	1.9
RS-Fresh.	27/0	28-61	.459	12-44	.273	7-10	.700	18	0.7	21-0	12	11	0	5	75	2.9
Soph.	34/0	49-111	.441	32-68	.471	18-18	1.000	39	1.1	28-0	37	14	0	11	148	4.4
Junior	3/0	7-14	.500	6-12	.500	0-0	.000	4	1.3	0-0	11	2	0	0	20	6.7
<b>TOTALS</b>	<b>71/0</b>	<b>88-194</b>	<b>.454</b>	<b>54-130</b>	<b>.415</b>	<b>26-30</b>	<b>.867</b>	<b>61</b>	<b>0.9</b>	<b>50-0</b>	<b>64</b>	<b>28</b>	<b>0</b>	<b>17</b>	<b>256</b>	<b>3.6</b>

# 55 LUKA GARZA

Freshman • Forward • 6-11 • 235  
Washington, D.C. • Maret School



## 2017-18 GAME-BY-GAME STATS

Opponent	Date	gs	min	Total		3-Pointers		Free throws		Rebounds				pf	a	t/o	blk	stl	pts	avg	
				fg-fga	pct	3fg-fga	pct	ft-fa	pct	off	def	tot	avg								
CHICAGO STATE	11/10/17	*	18	6-6	1.000	0-0	.000	4-8	.500	1	4	5	5.0	1	1	1	3	0	16	16.0	
ALABAMA STATE	11/12/17	*	19	2-8	.250	0-1	.000	7-11	.636	5	8	13	9.0	1	1	1	2	0	11	13.5	
GRAMBLING STATE	11/16/17	*	28	6-9	.667	0-1	.000	1-4	.250	2	7	9	9.0	3	2	2	3	2	13	13.3	
Totals			3	65	14-23	.609	0-2	.000	12-23	.522	8	19	27	9.0	5	4	4	8	2	40	13.3

### SEASON / CAREER STATS

#### POINTS

SEASON: 16 vs. CHICAGO STATE (11/10/17)

#### REBOUNDS

SEASON: 13 vs. ALABAMA STATE (11/12/17)

#### ASSISTS

SEASON: 2 vs. GRAMBLING STATE (11/16/17)

#### BLOCKS

SEASON: 3, 2X, LAST vs. GRAMBLING ST (11/16/17)

#### STEALS

SEASON: 2 vs. GRAMBLING STATE (11/16/17)

#### MINUTES

SEASON: 28 vs. GRAMBLING STATE (11/16/17)

#### FIELD GOALS MADE

SEASON: 6, 2X, LAST vs. GRAMBLING ST (11/16/17)

#### FIELD GOALS ATTEMPTED

SEASON: 9 vs. GRAMBLING STATE (11/16/17)

#### 3-POINT FIELD GOALS MADE

SEASON: - - -

#### 3-POINT FIELD GOALS ATTEMPTED

SEASON: 1, 2X, LAST vs. GRAMBLING ST (11/16/17)

#### FREE THROWS MADE

SEASON: 7 vs. ALABAMA STATE (11/12/17)

#### FREE THROWS ATTEMPTED

SEASON: 11 vs. ALABAMA STATE (11/12/17)

- Tabbed Big Ten Freshman of the Week on Nov. 13 after leading the team in scoring (13.5), rebounding (9.0), and blocked shots (2.5) in wins over Chicago State and Alabama State
- Fifth Hawkeye to post a double-double in either his first or second game over the last 20 years (Dean Oliver, Reggie Evans, Devon Archie, Aaron White)
- Leads team in rebounding (9.0) and blocked shots (2.67), while ranking second in scoring (13.3)
- Attempted the most free throws on the team (23)

## PRODUCTION TRACKER

	Season	Career
Scored 10+ Points:	3	3
Scored 15+ Points:	1	1
Scored 20+ Points:	0	0
Had 5+ Assists:	0	0
Had 3+ Blocks:	2	2
Had 3+ Steals:	0	0
Made 3+ 3-Pointers:	0	0
Led Team in Scoring:	1	1
Led Team in Rebounding:	2	2
Led Team in Assists:	0	0
Led Team in Steals:	1	1
Led Team in Blocks:	2	2
Double-Double:	1	1



## CAREER STATS

YEAR	G/GS	FG-A	PCT	3-PT	PCT	FT-A	PCT	RB	AVG	PF-FO	AS	TO	BK	ST	PTS	AVG
Fresh.	3/3	14-23	.609	0-2	.000	12-23	.522	27	9.0	5-0	4	4	8	2	40	13.3

# 15 RYAN KRIENER

Sophomore • Forward • 6-9 • 250  
Spirit Lake, Iowa • Spirit Lake HS



## 2017-18 GAME-BY-GAME STATS

Opponent	Date	gs	min	Total		3-Pointers		Free throws		Rebounds				pf	a	t/o	blk	stl	pts	avg
				fg-fga	pct	3fg-fga	pct	ft-fa	pct	off	def	tot	avg							
CHICAGO STATE	11/10/17	14	2-3	.667	0-0	.000	0-1	.000	0	1	1	1.0	3	2	3	2	0	4	4.0	
ALABAMA STATE	11/12/17	17	2-2	1.000	0-0	.000	0-0	.000	1	3	4	2.5	4	4	0	0	1	4	4.0	
GRAMBLING STATE	11/16/17	11	2-2	1.000	0-0	.000	0-0	.000	1	0	1	2.0	1	1	1	0	0	4	4.0	
Totals		0	42	6-7	.857	0-0	.000	0-1	.000	2	4	6	2.0	8	7	4	2	1	12	4.0

### SEASON / CAREER STATS

#### POINTS

SEASON: 4, 3X, LAST VS. GRAMBLING ST (11/16/17)  
CAREER: 14, 2X, LAST VS. OHIO STATE (1/28/17)

#### REBOUNDS

SEASON: 4 VS. ALABAMA STATE (11/12/17)  
CAREER: 7 VS. OHIO STATE (1/28/17)

#### ASSISTS

SEASON: 4 VS. ALABAMA STATE (11/12/17)  
CAREER: 4 VS. ALABAMA STATE (11/12/17)

#### BLOCKS

SEASON: 2 VS. CHICAGO STATE (11/10/17)  
CAREER: 3, 2X, LAST VS. INDIANA (2/21/17)

#### STEALS

SEASON: 1 VS. ALABAMA STATE (11/12/17)  
CAREER: 1, 7X, LAST VS. ALABAMA ST (11/12/17)

#### MINUTES

SEASON: 17 VS. ALABAMA STATE (11/12/17)  
CAREER: 22 AT NORTHWESTERN (1/15/17)

#### FIELD GOALS MADE

SEASON: 2, 2X, LAST VS. ALABAMA ST (11/12/17)  
CAREER: 6, 2X, LAST VS. OHIO STATE (1/28/17)

#### FIELD GOALS ATTEMPTED

SEASON: 3 VS. CHICAGO STATE (11/10/17)  
CAREER: 7, 2X, LAST VS. OHIO STATE (1/28/17)

#### 3-POINT FIELD GOALS MADE

SEASON: - - -  
CAREER: 1 AT NORTHWESTERN (1/15/17)

#### 3-POINT FIELD GOALS ATTEMPTED

SEASON: - - -  
CAREER: 2 AT NORTHWESTERN (1/15/17)

#### FREE THROWS MADE

SEASON: - - -  
CAREER: 2, 3X, LAST VS. OHIO STATE (1/28/17)

#### FREE THROWS ATTEMPTED

SEASON: 1 VS. CHICAGO STATE (11/10/17)  
CAREER: 3, 2X, LAST VS. DEL. STATE (12/22/16)

- Dished out a career-best four assists in win over Alabama State (Nov. 12)
- Missed only one field goal attempt this season (6-of-7, 1.000)
- Scored four points in each of the first three contests

## PRODUCTION TRACKER

	Season	Career
Scored 10+ Points:	0	2
Scored 15+ Points:	0	0
Scored 20+ Points:	0	0
Had 5+ Assists:	0	0
Had 3+ Blocks:	0	2
Had 3+ Steals:	0	0
Made 3+ 3-Pointers:	0	0
Led Team in Scoring:	0	1
Led Team in Rebounding:	0	0
Led Team in Assists:	0	0
Led Team in Steals:	0	0
Led Team in Blocks:	0	3
Double-Double:	0	0



## CAREER STATS

YEAR	G/GS	FG-A	PCT	3-PT	PCT	FT-A	PCT	RB	AVG	PF-FO	AS	TO	BK	ST	PTS	AVG
Fresh.	28/0	38-69	.551	1-5	.200	9-15	.600	61	2.2	39-0	11	18	9	6	86	3.1
Soph.	3/0	6-7	.857	0-0	.000	0-1	.000	6	2.0	8-0	7	4	2	1	12	4.0
<b>TOTALS</b>	<b>31/0</b>	<b>44-76</b>	<b>.579</b>	<b>1-5</b>	<b>.200</b>	<b>9-16</b>	<b>.563</b>	<b>67</b>	<b>2.2</b>	<b>47-0</b>	<b>18</b>	<b>22</b>	<b>11</b>	<b>7</b>	<b>98</b>	<b>3.2</b>

# 30 CONNOR McGAFFERY

Freshman • Guard • 6-5 • 200  
Iowa City, Iowa • Iowa West HS



## 2017-18 GAME-BY-GAME STATS

### SEASON / CAREER STATS

#### POINTS

SEASON: ---

#### REBOUNDS

SEASON: ---

#### ASSISTS

SEASON: ---

#### BLOCKS

SEASON: ---

#### STEALS

SEASON: ---

#### MINUTES

SEASON: ---

#### FIELD GOALS MADE

SEASON: ---

#### FIELD GOALS ATTEMPTED

SEASON: ---

#### 3-POINT FIELD GOALS MADE

SEASON: ---

#### 3-POINT FIELD GOALS ATTEMPTED

SEASON: ---

#### FREE THROWS MADE

SEASON: ---

#### FREE THROWS ATTEMPTED

SEASON: ---

- Missed first two games due to a sprained ankle
- Did not play in Iowa's last outing against Grambling State due to illness (mono)
- Not expected to play in Iowa's next three games at the Cayman Islands Classic due to illness
- Two-sport athlete, also plans on playing baseball in the spring

## PRODUCTION TRACKER

	Season	Career
Scored 10+ Points:	0	0
Scored 15+ Points:	0	0
Scored 20+ Points:	0	0
Had 5+ Assists:	0	0
Had 3+ Blocks:	0	0
Had 3+ Steals:	0	0
Made 3+ 3-Pointers:	0	0
Led Team in Scoring:	0	0
Led Team in Rebounding:	0	0
Led Team in Assists:	0	0
Led Team in Steals:	0	0
Led Team in Blocks:	0	0
Double-Double:	0	0



## CAREER STATS

YEAR	G/GS	FG-A	PCT	3-PT	PCT	FT-A	PCT	RB	AVG	PF-FO	AS	TO	BK	ST	PTS	AVG
Fresh.	0/0	0-0	.000	0-0	.000	0-0	.000	0	0.0	0-0	0	0	0	0	0	0.0



# 4 ISAIAH MOSS

RS-Sophomore • Guard • 6-5 • 205  
Chicago, Illinois • Simeon HS



## 2017-18 GAME-BY-GAME STATS

Opponent	Date	gs	min	Total		3-Pointers		Free throws		Rebounds				pts	avg						
				fg-fga	pct	3fg-fga	pct	ft-fa	pct	off	def	tot	avg								
CHICAGO STATE	11/10/17	*	13	5-7	.714	4-6	.667	0-0	.000	0	1	1	1.0	2	1	1	0	1	14	14.0	
ALABAMA STATE	11/12/17	*	18	4-7	.571	2-5	.400	2-2	1.000	0	2	2	1.5	3	1	2	1	0	12	13.0	
GRAMBLING STATE	11/16/17	*	30	4-9	.444	3-6	.500	4-4	1.000	0	2	2	1.7	3	1	0	0	2	15	13.7	
Totals			3	61	13-23	.565	9-17	.529	6-6	1.000	0	5	5	1.7	8	3	3	1	3	41	13.7

### SEASON / CAREER STATS

#### POINTS

SEASON: 15 VS. GRAMBLING STATE (11/16/17)  
CAREER: 21 VS. STETSON (12/5/16)

#### REBOUNDS

SEASON: 2, 2X, LAST VS. GRAMBLING ST (11/16/17)  
CAREER: 6 VS. STETSON (12/5/16)

#### ASSISTS

SEASON: 1, 3X, LAST VS. GRAMBLING ST (11/16/17)  
CAREER: 5 AT NOTRE DAME (11/29/16)

#### BLOCKS

SEASON: 1 VS. ALABAMA STATE (11/12/17)  
CAREER: 2, 3X, LAST VS. S. DAKOTA (3/15/17)

#### STEALS

SEASON: 2 VS. GRAMBLING STATE (11/16/17)  
CAREER: 5 VS. INDIANA (3/9/17)

#### MINUTES

SEASON: 30 VS. GRAMBLING STATE (11/16/17)  
CAREER: 37 AT NEBRASKA (1/5/17)

#### FIELD GOALS MADE

SEASON: 5 VS. CHICAGO STATE (11/10/17)  
SEASON: 8 VS. STETSON (12/5/16)

#### FIELD GOALS ATTEMPTED

SEASON: 9 VS. GRAMBLING STATE (11/16/17)  
CAREER: 15 AT NEBRASKA (1/5/17)

#### 3-POINT FIELD GOALS MADE

SEASON: 4 VS. CHICAGO STATE (11/10/17)  
CAREER: 5 VS. STETSON (12/5/16)

#### 3-POINT FIELD GOALS ATTEMPTED

SEASON: 6, 2X, LAST VS. GRAMBLING ST (11/16/17)  
CAREER: 9, 2X, LAST VS. S. DAKOTA (3/15/17)

#### FREE THROWS MADE

SEASON: 4 VS. GRAMBLING STATE (11/16/17)  
CAREER: 4 VS. DELAWARE STATE (12/22/16)

#### FREE THROWS ATTEMPTED

SEASON: 4 VS. GRAMBLING STATE (11/16/17)  
CAREER: 5 VS. DELAWARE STATE (12/22/16)

- Team leader in scoring, averaging 13.7 points per game
- Perfect from the free throw line through three games (6-of-6)
- Scored in double figures in each of Iowa's first three games
- Shooting at a 56.5 percent clip from the field (13-of-23), including 53 percent from 3-point range (9-of-17)

## PRODUCTION TRACKER

	Season	Career
Scored 10+ Points:	3	12
Scored 15+ Points:	1	5
Scored 20+ Points:	0	1
Had 5+ Assists:	0	1
Had 3+ Blocks:	0	0
Had 3+ Steals:	0	1
Made 3+ 3-Pointers:	2	6
Led Team in Scoring:	0	0
Led Team in Rebounding:	0	0
Led Team in Assists:	0	0
Led Team in Steals:	1	4
Led Team in Blocks:	0	7
Double-Double:	0	0



## CAREER STATS

YEAR	G/GS	FG-A	PCT	3-PT	PCT	FT-A	PCT	RB	AVG	PF-FO	AS	TO	BK	ST	PTS	AVG
Fresh.	34/28	84-204	.412	29-81	.358	23-31	.742	55	1.6	42-1	29	36	13	19	220	6.5
Soph.	3/3	13-23	.565	9-17	.529	6-6	1.000	5	1.7	8-0	3	3	1	3	41	13.7
TOTALS	37/31	97-227	.427	38-98	.388	29-37	.784	60	1.6	50-1	32	39	14	22	261	7.1

# 14 JACK NUNGE

Freshman • Forward • 6-11 • 225  
Newburgh, Indiana • New Castle HS



## 2017-18 GAME-BY-GAME STATS

Opponent	Date	gs	min	Total		3-Pointers		Free throws		Rebounds				pf	a	t/o	blk	stl	pts	avg
				fg-fga	pct	3fg-fga	pct	ft-fga	pct	off	def	tot	avg							
CHICAGO STATE	11/10/17	19		2-4	.500	0-1	.000	6-7	.857	1	3	4	4.0	1	0	2	1	4	10	10.0
ALABAMA STATE	11/12/17	20		2-6	.333	2-4	.500	0-0	.000	2	3	5	4.5	1	1	1	2	3	6	8.0
GRAMBLING STATE	11/16/17	27		6-8	.750	3-5	.600	2-4	.500	1	6	7	5.3	0	2	0	1	0	17	11.0
Totals		0	66	10-18	.556	5-10	.500	8-11	.727	4	12	16	5.3	2	3	3	4	7	33	11.0

### SEASON / CAREER STATS

#### POINTS

SEASON: 17 vs. GRAMBLING STATE (11/16/17)

#### REBOUNDS

SEASON: 7 vs. GRAMBLING STATE (11/16/17)

#### ASSISTS

SEASON: 2 vs. GRAMBLING STATE (11/16/17)

#### BLOCKS

SEASON: 2 vs. ALABAMA STATE (11/12/17)

#### STEALS

SEASON: 4 vs. CHICAGO STATE (11/10/17)

#### MINUTES

SEASON: 27 vs. GRAMBLING STATE (11/16/17)

#### FIELD GOALS MADE

SEASON: 6 vs. GRAMBLING STATE (11/16/17)

#### FIELD GOALS ATTEMPTED

SEASON: 8 vs. GRAMBLING STATE (11/16/17)

#### 3-POINT FIELD GOALS MADE

SEASON: 3 vs. GRAMBLING STATE (11/16/17)

#### 3-POINT FIELD GOALS ATTEMPTED

SEASON: 5 vs. GRAMBLING STATE (11/16/17)

#### FREE THROWS MADE

SEASON: 6 vs. CHICAGO STATE (11/10/17)

#### FREE THROWS ATTEMPTED

SEASON: 7 vs. CHICAGO STATE (11/10/17)

- Credited with a team-best seven steals through three games
- Netted double figures in two of Iowa's first three games (Chicago State and Grambling State)
- Posted season bests in scoring (17), rebounding (7), and 3-pointers made (3) in win over Grambling State
- Shooting 55 percent from the field (10-of-18), 50 percent (5-of-10) from 3-point range

## PRODUCTION TRACKER

	Season	Career
Scored 10+ Points:	2	2
Scored 15+ Points:	1	1
Scored 20+ Points:	0	0
Had 5+ Assists:	0	0
Had 3+ Blocks:	0	0
Had 3+ Steals:	2	2
Made 3+ 3-Pointers:	1	1
Led Team in Scoring:	1	1
Led Team in Rebounding:	0	0
Led Team in Assists:	0	0
Led Team in Steals:	2	2
Led Team in Blocks:	1	1
Double-Double:	0	0




## CAREER STATS

YEAR	G/GS	FG-A	PCT	3-PT	PCT	FT-A	PCT	RB	AVG	PF-FO	AS	TO	BK	ST	PTS	AVG
Fresh.	3/0	10-18	.556	5-10	.500	8-11	.727	16	5.3	2-0	3	3	4	7	33	11.0

# 35 CORDELL PEMSL

Sophomore • Forward • 6-8 • 240  
Dubuque, Iowa • Wahlert HS



## 2017-18 GAME-BY-GAME STATS

Opponent	Date	gs	min	Total		3-Pointers		Free throws		Rebounds				pts	avg					
				fg-fga	pct	3fg-fga	pct	ft-fa	pct	off	def	tot	avg			pf	a	t/o	blk	stl
CHICAGO STATE	11/10/17	13		2-5	.400	0-0	.000	1-3	.333	1	4	5	5.0	4	1	2	0	0	5	5.0
ALABAMA STATE	11/12/17	24		6-9	.667	0-0	.000	3-8	.375	4	1	5	5.0	1	1	2	1	1	15	10.0
GRAMBLING STATE	11/16/17	13		0-0	.000	0-0	.000	3-4	.750	1	1	2	4.0	1	1	3	0	0	3	7.7
Totals		0	50	8-14	.571	0-0	.000	7-15	.467	6	6	12	4.0	6	3	7	1	1	23	7.7

### SEASON / CAREER STATS

#### POINTS

SEASON: 15 VS. ALABAMA STATE (11/12/17)  
CAREER: 21 VS. STETSON (12/5/16)

#### REBOUNDS

SEASON: 5, 2X, LAST VS. ALABAMA ST (11/12/17)  
CAREER: 11, 2X, LAST VS. INDIANA (3/9/17)

#### ASSISTS

SEASON: 1, 2X, LAST VS. ALABAMA ST (11/12/17)  
CAREER: 5 VS. OHIO STATE (1/28/17)

#### BLOCKS

SEASON: 1 VS. ALABAMA STATE (11/12/17)  
CAREER: 3 VS. RUTGERS (1/8/17)

#### STEALS

SEASON: 1 VS. ALABAMA STATE (11/12/17)  
CAREER: 4 VS. SOUTH DAKOTA (3/15/17)

#### MINUTES

SEASON: 24 VS. ALABAMA STATE (11/12/17)  
CAREER: 34 AT NEBRASKA (1/5/17)

#### FIELD GOALS MADE

SEASON: 6 VS. ALABAMA STATE (11/12/17)  
CAREER: 9 VS. STETSON (12/5/16)

#### FIELD GOALS ATTEMPTED

SEASON: 9 VS. ALABAMA STATE (11/12/17)  
CAREER: 12 VS. INDIANA (3/9/17)

#### 3-POINT FIELD GOALS MADE

SEASON: ---  
CAREER: ---

#### 3-POINT FIELD GOALS ATTEMPTED

SEASON: ---  
CAREER: 1 VS. SETON HALL (11/17/16)

#### FREE THROWS MADE

SEASON: 3, 2X, LAST VS. GRAMBLING ST (11/16/17)  
CAREER: 6, 2X, LAST AT MICH. ST. (2/11/17)

#### FREE THROWS ATTEMPTED

SEASON: 8 VS. ALABAMA STATE (11/12/17)  
CAREER: 8, 2X, LAST VS. ALABAMA ST (11/12/17)

- Tallied a game-best 15 points, bolstered by 6-of-9 shooting from the field, in Iowa's win over Alabama State
- Making 57 percent (8-of-14) of his field goal attempts through three contests
- Made a school single-season record 61.7 percent of his field goal attempts as a freshman, besting Russ Millard's 60.9 percent set in 1996

## PRODUCTION TRACKER

	Season	Career
Scored 10+ Points:	1	16
Scored 15+ Points:	1	6
Scored 20+ Points:	0	1
Had 5+ Assists:	0	1
Had 3+ Blocks:	0	1
Had 3+ Steals:	0	0
Made 3+ 3-Pointers:	0	0
Led Team in Scoring:	1	3
Led Team in Rebounding:	0	6
Led Team in Assists:	0	0
Led Team in Steals:	0	5
Led Team in Blocks:	0	9
Double-Double:	0	1



## CAREER STATS

YEAR	G/GS	FG-A	PCT	3-PT	PCT	FT-A	PCT	RB	AVG	PF-FO	AS	TO	BK	ST	PTS	AVG
Fresh.	34/14	116-188	.617	0-1	.000	69-120	.575	169	5.0	84-0	37	53	24	25	301	8.9
Soph.	3/0	8-14	.571	0-0	.000	7-15	.467	12	4.0	6-0	3	7	1	1	23	7.7
<b>TOTALS</b>	<b>37/14</b>	<b>124-202</b>	<b>.614</b>	<b>0-1</b>	<b>.000</b>	<b>76-135</b>	<b>.563</b>	<b>181</b>	<b>4.9</b>	<b>90-0</b>	<b>40</b>	<b>60</b>	<b>25</b>	<b>26</b>	<b>324</b>	<b>8.8</b>

# 11 CHARLIE ROSE

Senior • Guard • 6-4 • 190  
Elmhurst, Illinois • York Community



## 2017-18 GAME-BY-GAME STATS

Opponent	Date	gs	min	Total		3-Pointers		Free throws		Rebounds				pf	a	t/o	blk	stl	pts	avg
				fg-fga	pct	3fg-fga	pct	ft-fa	pct	off	def	tot	avg							
CHICAGO STATE	11/10/17	3		0-0	.000	0-0	.000	0-0	.000	0	0	0	0	0.0	1	0	0	0	0	0.0
ALABAMA STATE	11/12/17	4		1-2	.500	0-1	.000	0-0	.000	1	0	1	0.5	0	0	1	0	0	2	1.0
Totals		0	7	1-2	.500	0-1	.000	0-0	.000	1	0	1	0.5	1	0	1	0	0	2	1.0

### SEASON / CAREER STATS

#### POINTS

SEASON: ---

CAREER: 3 VS. NORTH DAKOTA ST (11/17/14)

#### REBOUNDS

SEASON: 1 VS. ALABAMA STATE (11/12/17)

CAREER: 1, 2X, LAST VS. ALABAMA ST (11/12/17)

#### ASSISTS

SEASON: ---

CAREER: 1, 2X, LAST VS. DEL. STATE (12/22/16)

#### BLOCKS

SEASON: ---

CAREER: ---

#### STEALS

SEASON: ---

CAREER: ---

#### MINUTES

SEASON: 3 VS. CHICAGO STATE (11/10/17)

CAREER: 3, 4X, LAST VS. CHICAGO ST (11/10/17)

#### FIELD GOALS MADE

SEASON: ---

CAREER: 1, 2X, LAST VS. SAVANNAH ST (11/13/16)

#### FIELD GOALS ATTEMPTED

SEASON: 2 VS. ALABAMA STATE (11/12/17)

CAREER: 2, 2X, LAST VS. ALABAMA ST (11/12/17)

#### 3-POINT FIELD GOALS MADE

SEASON: ---

CAREER: 1 VS. NORTH DAKOTA ST (11/17/14)

#### 3-POINT FIELD GOALS ATTEMPTED

SEASON: 8 VS. ALABAMA STATE (11/12/17)

CAREER: 1, 2X, LAST VS. ALABAMA ST (11/12/17)

#### FREE THROWS MADE

SEASON: ---

CAREER: ---

#### FREE THROWS ATTEMPTED

SEASON: ---

CAREER: ---

- Non-scholarship athlete
- Played in two games this season, scoring his first bucket in Iowa's win over Alabama State

## PRODUCTION TRACKER

	Season	Career
Scored 10+ Points:	0	0
Scored 15+ Points:	0	0
Scored 20+ Points:	0	0
Had 5+ Assists:	0	0
Had 3+ Blocks:	0	0
Had 3+ Steals:	0	0
Made 3+ 3-Pointers:	0	0
Led Team in Scoring:	0	0
Led Team in Rebounding:	0	0
Led Team in Assists:	0	0
Led Team in Steals:	0	0
Led Team in Blocks:	0	0
Double-Double:	0	0



## CAREER STATS

YEAR	G/GS	FG-A	PCT	3-PT	PCT	FT-A	PCT	RB	AVG	PF-FO	AS	TO	BK	ST	PTS	AVG
Fresh.	8/0	1-1	1.000	1-1	1.000	0-0	.000	0	0.0	0-0	1	1	0	0	3	0.4
Junior	7/0	1-3	.333	0-1	.000	0-0	.000	1	0.2	3-0	1	1	0	0	2	0.3
Senior	2/0	1-2	.500	0-1	.000	0-0	.000	1	0.5	1-0	0	1	0	0	2	1.0
<b>TOTALS</b>	<b>17/0</b>	<b>3-6</b>	<b>.500</b>	<b>1-3</b>	<b>.333</b>	<b>0-0</b>	<b>.000</b>	<b>2</b>	<b>0.1</b>	<b>4-0</b>	<b>2</b>	<b>3</b>	<b>0</b>	<b>0</b>	<b>7</b>	<b>0.4</b>

# 20 RILEY TILL

RS-Freshman • Forward • 6-7 • 200  
Dubuque, Iowa • Wahlert HS



## 2017-18 GAME-BY-GAME STATS

Opponent	Date	gs	min	Total		3-Pointers		Free throws		Rebounds				pf	a	t/o	blk	stl	pts	avg
				fg-fga	pct	3fg-fga	pct	ft-fa	pct	off	def	tot	avg							
CHICAGO STATE	11/10/17	5		0-0	.000	0-0	.000	0-0	.000	0	1	1	1.0	0	0	1	0	1	0	0.0
ALABAMA STATE	11/12/17	4		0-1	.000	0-1	.000	0-0	.000	0	0	0	0.5	0	0	0	0	0	0.0	
Totals		0	9	0-1	.000	0-1	.000	0-0	.000	0	1	1	0.5	0	0	1	0	1	0	0.0

### SEASON / CAREER STATS

#### POINTS

SEASON: ---

#### REBOUNDS

SEASON: 1 VS. ALABAMA STATE (11/12/17)

#### ASSISTS

SEASON: ---

#### BLOCKS

SEASON: ---

#### STEALS

SEASON: 1 VS. CHICAGO STATE (11/10/17)

#### MINUTES

SEASON: 5 VS. CHICAGO STATE (11/10/17)

#### FIELD GOALS MADE

SEASON: ---

#### FIELD GOALS ATTEMPTED

SEASON: 1 VS. ALABAMA STATE (11/12/17)

#### 3-POINT FIELD GOALS MADE

SEASON: ---

#### 3-POINT FIELD GOALS ATTEMPTED

SEASON: 1 VS. ALABAMA STATE (11/12/17)

#### FREE THROWS MADE

SEASON: ---


#### FREE THROWS ATTEMPTED

SEASON: ---

- Non-scholarship athlete
- Redshirted last season as a true freshman
- Played limited minutes in two games this season

## PRODUCTION TRACKER

	Season	Career
Scored 10+ Points:	0	0
Scored 15+ Points:	0	0
Scored 20+ Points:	0	0
Had 5+ Assists:	0	0
Had 3+ Blocks:	0	0
Had 3+ Steals:	0	0
Made 3+ 3-Pointers:	0	0
Led Team in Scoring:	0	0
Led Team in Rebounding:	0	0
Led Team in Assists:	0	0
Led Team in Steals:	0	0
Led Team in Blocks:	0	0
Double-Double:	0	0



## CAREER STATS

YEAR	G/GS	FG-A	PCT	3-PT	PCT	FT-A	PCT	RB	AVG	PF-FO	AS	TO	BK	ST	PTS	AVG
Fresh.	2/0	0-1	.000	0-1	.000	0-0	.000	1	0.5	0-0	0	1	0	1	0	0.0

# 25 DOM UHL

Senior • Forward • 6-9 • 220  
Frankfurt, Germany • Point Pleasant Beach HS (NJ)



## 2017-18 GAME-BY-GAME STATS

Opponent	Date	gs	min	Total		3-Pointers		Free throws		Rebounds				pf	a	t/o	blk	stl	pts	avg
				fg-fga	pct	3fg-fga	pct	ft-fa	pct	off	def	tot	avg							
CHICAGO STATE	11/10/17	8		0-1	.000	0-1	.000	1-2	.500	0	3	3	3.0	2	0	2	1	0	1	1.0
ALABAMA STATE	11/12/17	8		1-2	.500	0-0	.000	0-2	.000	2	2	4	3.5	0	1	0	0	0	2	1.5
Totals		0	16	1-3	.333	0-1	.000	1-4	.250	2	5	7	3.5	2	1	2	1	0	3	1.5

### SEASON / CAREER STATS

#### POINTS

SEASON: 2 VS. ALABAMA STATE (11/12/17)  
CAREER: 18 VS. COPPIN STATE (11/15/15)

#### REBOUNDS

SEASON: 4 VS. ALABAMA STATE (11/12/17)  
CAREER: 10, 2X, LAST VS. SETON HALL (11/17/16)

#### ASSISTS

SEASON: 1 VS. ALABAMA STATE (11/12/17)  
CAREER: 6 VS. OHIO STATE (1/28/17)

#### BLOCKS

SEASON: 1 VS. CHICAGO STATE (11/10/17)  
CAREER: 5 VS. RUTGERS (1/8/17)

#### STEALS

SEASON: ---  
CAREER: 3 AT MARQUETTE (11/19/15)

#### MINUTES

SEASON: 8, 2X, LAST VS. ALABAMA ST (11/12/17)  
CAREER: 28 VS. DRAKE (12/19/15)

#### FIELD GOALS MADE

SEASON: 1 VS. ALABAMA STATE (11/12/17)  
CAREER: 7 VS. COPPIN STATE (11/15/15)

#### FIELD GOALS ATTEMPTED

SEASON: 2 VS. ALABAMA STATE (11/12/17)  
CAREER: 10, 2X, LAST VS. UMKC (12/5/15)

#### 3-POINT FIELD GOALS MADE

SEASON: ---  
CAREER: 3 VS. COPPIN STATE (11/15/15)

#### 3-POINT FIELD GOALS ATTEMPTED

SEASON: 2 VS. ALABAMA STATE (11/12/17)  
CAREER: 5, 2X, LAST VS. COPPIN ST (11/15/15)

#### FREE THROWS MADE

SEASON: 1 VS. CHICAGO STATE (11/10/17)  
CAREER: 6, 2X, LAST VS. KENN. ST. (11/11/16)

#### FREE THROWS ATTEMPTED

SEASON: 2, 2X, LAST VS. ALABAMA ST (11/12/17)  
CAREER: 10, 2X, LAST VS. KENN. ST. (11/11/16)

- Played eight minutes and scored in each of Iowa's first two games of the season

## PRODUCTION TRACKER

	Season	Career
Scored 10+ Points:	0	9
Scored 15+ Points:	0	2
Scored 20+ Points:	0	0
Had 5+ Assists:	0	1
Had 3+ Blocks:	0	2
Had 3+ Steals:	0	1
Made 3+ 3-Pointers:	0	1
Led Team in Scoring:	0	1
Led Team in Rebounding:	0	5
Led Team in Assists:	0	0
Led Team in Steals:	0	5
Led Team in Blocks:	0	8
Double-Double:	0	1



## CAREER STATS

YEAR	G/GS	FG-A	PCT	3-PT	PCT	FT-A	PCT	RB	AVG	PF-FO	AS	TO	BK	ST	PTS	AVG
Fresh.	33/0	26-72	.361	5-27	.185	11-21	.524	61	1.8	25-0	14	23	7	8	68	2.1
Soph.	33/1	69-166	.416	27-60	.450	34-58	.586	119	3.6	40-0	27	25	12	16	199	6.0
Junior	32/7	34-97	.351	10-42	.238	35-52	.673	102	3.2	31-0	38	31	9	5	113	3.5
Senior	2/0	1-3	.333	0-1	.000	1-4	.250	7	3.5	2-0	1	2	1	0	3	1.5
<b>TOTALS</b>	<b>100/8</b>	<b>130-338</b>	<b>.385</b>	<b>42-130</b>	<b>.323</b>	<b>81-135</b>	<b>.600</b>	<b>289</b>	<b>2.9</b>	<b>98-0</b>	<b>80</b>	<b>81</b>	<b>29</b>	<b>29</b>	<b>383</b>	<b>3.8</b>

# AHMAD WAGNER

Junior • Forward • 6-7 • 235  
Yellow Springs, Ohio • Wayne HS



## 2017-18 GAME-BY-GAME STATS

Opponent	Date	gs	min	Total		3-Pointers		Free throws		Rebounds				pts	avg						
				fg-fga	pct	3fg-fga	pct	ft-fa	pct	off	def	tot	avg			pf	a	t/o	blk	stl	
CHICAGO STATE	11/10/17	*	19	0-2	.000	0-0	.000	2-4	.500	2	4	6	6.0	2	4	1	0	0	2	2.0	
ALABAMA STATE	11/12/17	*	12	2-3	.667	1-1	1.000	0-2	.000	4	3	7	6.5	1	1	1	0	1	5	3.5	
GRAMBLING STATE	11/16/17	*	12	0-0	.000	0-0	.000	1-2	.500	0	1	1	4.7	0	1	2	1	1	1	2.7	
Totals			3	43	2-5	.400	1-1	1.000	3-8	.375	6	8	14	4.7	3	6	4	1	2	8	2.7

### SEASON / CAREER STATS

#### POINTS

SEASON: 5 VS. ALABAMA STATE (11/12/17)  
CAREER: 12, 4X, LAST AT ILLINOIS (1/25/17)

#### REBOUNDS

SEASON: 7 VS. ALABAMA STATE (11/12/17)  
CAREER: 9, 2X, LAST VS. SAVANNAH ST (11/13/16)

#### ASSISTS

SEASON: 4 VS. CHICAGO STATE (11/10/17)  
CAREER: 5 AT NORTHWESTERN (1/15/17)

#### BLOCKS

SEASON: 1 VS. GRAMBLING STATE (11/16/17)  
CAREER: 4 VS. KENNESAW STATE (11/11/16)

#### STEALS

SEASON: 1, 2X, LAST VS. GRAMBLING ST (11/16/17)  
CAREER: 3 VS. NORTHWESTERN (1/31/16)

#### MINUTES

SEASON: 19 VS. CHICAGO STATE (11/10/17)  
CAREER: 26 VS. NORTHERN IOWA (12/17/16)

#### FIELD GOALS MADE

SEASON: 2 VS. ALABAMA STATE (11/12/17)  
CAREER: 5, 2X, LAST VS. DEL. STATE (12/22/16)

#### FIELD GOALS ATTEMPTED

SEASON: 3 VS. ALABAMA STATE (11/12/17)  
CAREER: 8, 2X, LAST VS. NEBRASKA (2/5/17)

#### 3-POINT FIELD GOALS MADE

SEASON: 1 VS. ALABAMA STATE (11/12/17)  
CAREER: 1 VS. ALABAMA STATE (11/12/17)

#### 3-POINT FIELD GOALS ATTEMPTED

SEASON: 1 VS. ALABAMA STATE (11/12/17)  
CAREER: 1, 4X, LAST VS. ALABAMA ST (11/12/17)

#### FREE THROWS MADE

SEASON: 2 VS. CHICAGO STATE (11/10/17)  
CAREER: 6 VS. MARYLAND (1/19/17)

#### FREE THROWS ATTEMPTED

SEASON: 4 VS. CHICAGO STATE (11/10/17)  
CAREER: 8 VS. MARYLAND (1/19/17)

- Started the first th games at forward
- Made his first career 3-pointer in the first half of Iowa's win over Alabama State

## PRODUCTION TRACKER

	Season	Career
Scored 10+ Points:	0	5
Scored 15+ Points:	0	0
Scored 20+ Points:	0	0
Had 5+ Assists:	0	1
Had 3+ Blocks:	0	1
Had 3+ Steals:	0	1
Made 3+ 3-Pointers:	0	0
Led Team in Scoring:	0	0
Led Team in Rebounding:	1	2
Led Team in Assists:	0	2
Led Team in Steals:	0	6
Led Team in Blocks:	0	5
Double-Double:	0	0



## CAREER STATS

YEAR	G/GS	FG-A	PCT	3-PT	PCT	FT-A	PCT	RB	AVG	PF-FO	AS	TO	BK	ST	PTS	AVG
Fresh.	32/0	32-47	.681	0-1	.000	19-37	.514	84	2.6	49-2	6	11	13	9	83	2.6
Soph.	34/18	63-123	.512	0-2	.000	38-82	.463	116	3.4	71-0	46	30	14	27	164	4.8
Junior	3/3	2-5	.400	1-1	1.000	3-8	.375	14	4.7	3-0	6	4	1	2	8	2.7
TOTALS	69/21	97-175	.554	1-4	.250	60-127	.472	214	3.1	123-2	58	45	28	38	255	3.7



# GAME-BY-GAME RESULTS

Overall: 3-0      Big Ten: 0-0      Home: 3-0      Away: 0-0      Neutral: 0-0

Date	Opponent	Result	Attend.	Top Scorer	Top Rebounder
Nov. 10	Chicago State	W, 95-62	12,100	Luka Garza, 16	Wagner/Cook, 6
Nov. 12	Alabama State	W, 92-58	11,637	Cordell Pemsil, 15	Luka Garza, 13
Nov. 16	Grambling State	W, 85-74	10,540	Jack Nunge, 17	Luka Garza, 9

^ - Cayman Islands Classic -- George Town, Cayman Islands

\$ - Big Ten/ACC Challenge

+ - Iowa Corn Cy-Hawk Series

# - The Hy-Vee Classic -- Des Moines, Iowa

\* - Big Ten Conference Game

% - Big Ten Tournament -- New York City

Attendance Summary	Games	Totals	Average
Home	3	34,277	11,426
Away	0	0	0
Neutral	0	0	0
<b>Totals</b>	<b>3</b>	<b>34,277</b>	<b>11,426</b>





# GAME-BY-GAME STATISTICS

Team	Score	FG-A	PCT	3-PT. FG	PCT	FT-A	PCT	REB	PF	AS	TO	BS	ST
at Iowa	95	31-52	.596	12-22	.545	21-35	.600	38	19	23	17	7	8
Chicago State	62	23-61	.377	6-26	.231	10-18	.556	33	33	10	20	2	9
at Iowa	92	32-68	.471	11-29	.379	17-33	.515	53	14	25	9	6	9
Alabama State	58	24-64	.375	4-14	.286	6-11	.545	38	22	10	17	6	5
at Iowa	85	25-46	.543	8-20	.400	27-36	.750	36	14	20	13	6	8
Grambling State	74	29-68	.426	10-24	.417	6-6	1.000	27	25	19	11	2	7



# SEASON & CAREER BESTS/THE LAST TIME...

## Season Bests

Player	Points	3-Pointers	Rebounds	Assists	Blocks	Steals
Nicholas Baer	---	---	---	---	---	---
Jordan Bohannon	12, twice	4, Chicago State	2, Grambling St	7, Grambling St	---	2, Grambling St
Tyler Cook	15, Grambling St	---	7, Grambling St	3, Chicago State	1, Grambling St	1, three times
Maishe Dailey	11, Alabama State	2, Alabama State	2, twice	3, Alabama State	---	2, Alabama State
Brady Ellingson	9, twice	3, twice	2, Grambling St	4, twice	---	---
Luka Garza	16, Chicago State	---	13, Alabama State	2, Grambling St	3, twice	2, Grambling St
Ryan Kriener	4, three times	---	4, Alabama State	4, Alabama State	2, Chicago State	1, Alabama State
Connor McCaffery	---	---	---	---	---	---
Isaiah Moss	15, Grambling St	4, Chicago State	2, twice	1, three times	1, Alabama State	2, Grambling St
Jack Nunge	17, Grambling St	3, Grambling St	7, Grambling St	2, Grambling St	2, Alabama State	4, Chicago State
Cordell Pems	15, Alabama State	---	5, twice	1, three times	1, twice	1, Alabama State
Charlie Rose	2, Alabama State	---	1, Alabama State	---	---	---
Riley Till	---	---	1, Chicago State	---	---	1, Chicago State
Dom Uhl	2, Alabama State	---	4, Alabama State	1, Alabama State	1, Chicago State	---
Ahmad Wagner	5, Alabama State	1, Alabama State	7, Alabama State	4, Chicago State	1, Grambling St	1, twice

## Career Bests

Player	Points	3-Pointers	Rebounds	Assists	Blocks	Steals
Nicholas Baer	20, Penn State, '17	4, three times	12, Notre Dame '16	6, Savannah St, '16	6, twice	4, Rutgers, '17
Jordan Bohannon	25, TCU, '17	8, Maryland, '17	5, three times	13, TCU, '17	1, Nebraska '17	4, twice
Tyler Cook	24, Seton Hall, '16	1, twice	10, three times	3, twice	2, Memphis, '16	3, Rutgers, '17
Maishe Dailey	11, Alabama St, '17	2, three times	7, Delaware St, '16	3, Alabama St, '17	1, Savannah St, '16	2, twice
Brady Ellingson	23, Savannah St, '16	5, Ohio State, '17	4, Ohio State, '17	5, twice	---	2, Minnesota, '17
Luka Garza	16, Chicago St, '17	---	13, Alabama St, '17	2, Grambling St, '17	3, twice	2, Grambling St, '17
Ryan Kriener	14, twice	1, N'western, '17	7, Ohio State	4, Alabama St, '17	3, twice	1, seven times
Connor McCaffery	---	---	---	---	---	---
Isaiah Moss	21, Stetson, '16	5, Stetson, '16	6, Stetson, '16	5, Notre Dame	2, three times	5, Indiana, '17
Jack Nunge	17, Grambling St, '17	3, Grambling St, '17	7, Grambling St, '17	2, Grambling St, '17	2, Alabama St, '17	4, Chicago St, '17
Cordell Pems	21, Stetson, '16	---	11, twice	5, Ohio State, '17	3, Rutgers, '17	4, South Dakota, '17
Charlie Rose	3, NDSU, '14	1, NDSU, '14	1, twice	1, twice	---	---
Riley Till	---	---	1, Chicago St, '17	---	---	1, Chicago State
Dom Uhl	18, Coppin St, '15	3, Coppin St, '15	10, twice	6, Ohio State, '17	5, Rutgers, '17	3, Marquette, '15
Ahmad Wagner	12, four times	1, Alabama St, '17	9, twice	5, Northwestern, '17	4, KSU, '16	3, Northwestern, '16

### The Last Time a Player . . .

#### **Had 30 or more points**

Iowa -- 35, Peter Jok vs. Indiana, 2/21/17  
Opponent -- 34, Glynn Watson Jr., Nebraska, 1/5/17

#### **Made at least 90% of his FGA (10 att.)**

Iowa -- .900 (9-10), Aaron White vs. Md.-Eastern Shore, 11/14/13  
Opponent -- .900 (9-10), E.J. Singler, Oregon, 3/18/12

#### **Made 100% of his FTA (10 att.)**

Iowa -- 1.000 (10-10), Peter Jok vs. North Dakota, 12/20/16  
Opponent -- 1.000 (12-12), Bonzie Colson, Notre Dame, 11/29/16

#### **Had 15 or more rebounds**

Iowa -- 18, Adam Woodbury vs. Wisconsin, 2/24/16  
Opponent -- 17, Bonzie Colson, Notre Dame 11/29/16

#### **Had 10 or more assists**

Iowa -- 13, Jordan Bohannon vs. TCU, 3/19/17  
Opponent -- 11, Alex Robinson, TCU, 3/19/17

#### **Had 5 or more blocks**

Iowa -- 5, Dom Uhl vs. Rutgers, 1/8/17  
Opponent -- 5, Alex Olah, Northwestern, 2/15/15

#### **Had 5 or more steals**

Iowa -- 5, Isaiah Moss vs. Indiana, 3/9/17  
Opponent -- 6, Robert Johnson, Indiana, 2/21/17

### The Last Time a Team . . .

#### **Scored 100 or more points**

Iowa -- 116 vs. Savannah State, 11/13/16  
Opponent -- 101 by Minneosta, 2/8/17

#### **Scored 40 or fewer points**

Iowa -- 40 at Wisconsin, 3/3/10  
Opponent -- 39 by UNC Wilmington, 11/8/13

#### **Won an overtime game**

Iowa -- 96-90 (OT) vs. Indiana, 2/21/17  
Opponent -- 95-92 (OT) by TCU, 3/19/17

#### **Made at least 60% of its FGA (20 att.)**

Iowa -- .643 (27-42) vs. Maryland, 2/8/15  
Opponent -- .603 (35-58) by Indiana, 3/9/17

#### **Made at least 50% of its 3-pt. FGA (8 att.)**

Iowa -- .545 (12-22) vs. Chicago State, 11/10/17  
Opponent -- .600 (12-20) by Indiana, 3/9/17

#### **Made at least 90% of its FTA (10 att.)**

Iowa -- 1.000 (13-13) at Purdue, 12/28/16  
Opponents -- .939 (15-16) by Illinois, 2/25/15



# SEASON HIGHS & LOWS/SPECIALITY STATS

CATEGORY	IOWA		OPPONENTS	
<u>Points</u>	High	95	74	Grambling State
	Low	85	58	Alabama State
<u>FG Made</u>	High	32	29	Grambling State
	Low	25	23	Chicago State
<u>FG Att.</u>	High	68	68	Grambling State
	Low	46	61	Chicago State
<u>FG%</u>	High	.596	.426	Grambling State
	Low	.471	.375	Alabama State
<u>3FG Made</u>	High	12	10	Grambling State
	Low	8	4	Alabama State
<u>3FG Att.</u>	High	29	26	Chicago State
	Low	20	14	Alabama State
<u>3FG%</u>	High	.545	.417	Grambling State
	Low	.379	.231	Chicago State
<u>FTM</u>	High	27	10	Chicago State
	Low	17	6	Alabama State/Grambling State
<u>FTA</u>	High	36	18	Chicago State
	Low	33	6	Grambling State
<u>FT% (min. 10)</u>	High	.750	.556	Chicago State
	Low	.515	.545	Alabama State
<u>Off. Reb.</u>	High	22	15	Chicago State/Alabama State
	Low	10	13	Grambling State
<u>Def. Reb.</u>	High	31	18	Chicago State
	Low	26	14	Grambling State
<u>Total Reb.</u>	High	53	33	Chicago State
	Low	36	23	Alabama State
<u>Assists</u>	High	25	19	Grambling State
	Low	20	10	Chicago State/Alabama State
<u>Steals</u>	High	9	9	Chicago State
	Low	8	5	Alabama State
<u>Blocks</u>	High	7	6	Alabama State
	Low	6	2	Chicago State/Grambling State
<u>Turnovers</u>	High	17	20	Chicago State
	Low	9	11	Grambling State
<u>Fouls</u>	High	19	33	Chicago State
	Low	14	22	Alabama State

## GAME-BY-GAME SPECIALTY STATS

Date	Opponent	Pts. Off	Pts. in	2nd	Bench
		TO's	Paint	Chance	Points
11/10	Chicago State	15	30	17	39
11/12	Alabama State	33	38	27	49
11/16	Grambling State	12	30	13	29
<b>AVG.</b>		<b>20.0</b>	<b>32.6</b>	<b>19.0</b>	<b>39.0</b>

## IOWA AND OPPONENT INDIVIDUAL HIGH PERFORMANCES

CATEGORY	IOWA		OPPONENTS	
<u>Points</u>	17	Jack Nunge vs. Grambling State	21	Axel Mpoyo (Grambling State)
<u>Field Goals Made</u>	6	Four times	8 (8-18)	Axel Mpoyo (Grambling State)
<u>Field Goals Attempted</u>	10	2x, last by Dailey vs. Alabama State	18 (8-18)	Axel Mpoyo (Grambling State)
<u>Field Goal Percentage (min. 5 made)</u>	1.000 (6-6)	Tyler Cook vs. Chicago State	.556 (5-9)	Nigel Ribeiro (Grambling State)
<u>3-Point Field Goals Made</u>	4	Moss/Bohannon vs. Chicago State	4 (4-10)	Anthony Gaston (Grambling State)
<u>3-Point Field Goals Attempted</u>	7 (4-7)	Jordan Bohannon vs. Chicago State	10 (4-10)	Anthony Gaston (Grambling State)
<u>3-Point Field Goals Pct. (min. 4 made)</u>	.667 (4-6)	Jordan Bohannon vs. Chicago State	.400 (4-10)	Anthony Gaston (Grambling State)
<u>Free Throws Made</u>	9 (9-10)	Jordan Bohannon vs. Grambling State	4 (4-4)	Axel Mpoyo (Grambling State)
<u>Free Throws Attempted</u>	11 (7-11)	Luka Garza vs. Alabama State	4	Two times
<u>Free Throw Pct. (min. 7 made)</u>	.900 (9-10)	Jordan Bohannon vs. Grambling State	---	---
<u>Offensive Rebounds</u>	5	Luka Garza vs. Alabama State	5	Axel Mpoyo (Grambling State)
<u>Defensive Rebounds</u>	8	Luka Garza vs. Alabama State	6	Tobi Ewuosho (Alabama State)
<u>Total Rebounds</u>	13	Luka Garza vs. Alabama State	10	Tobi Ewuosho (Alabama State)
<u>Assists</u>	7	Jordan Bohannon vs. Grambling State	8	Ivy Smith Jr. (Grambling State)
<u>Steals</u>	4	Jack Nunge vs. Chicago State	4	Rob Shaw (Chicago State)
<u>Blocks</u>	3	Luka Garza vs. Chicago St/Grambling St	4	Branden Johnson (Alabama State)
<u>Turnovers</u>	3	Four times	4	Two players



# 2017-18 IOWA RECORD WHEN...

When playing at home:	3-0	When leading at the half:	3-0	When wearing White:	3-0
When playing on the road:	0-0	When trailing at the half:	0-0	When wearing Black:	0-0
When playing on a neutral court:	0-0	When tied at the half:	0-0	When wearing Gold:	0-0
When Iowa scores 100 points or more:	0-0	Iowa field goal percentage at home:	88-166	.530	
When Iowa scores 90-99 points:	2-0	Iowa field goal percentage on road:	0-0	.000	
When Iowa scores 80-89 points:	1-0	Iowa 3-point percentage at home:	31-71	.437	
When Iowa scores 70-79 points:	0-0	Iowa 3-point percentage on road:	0-0	.000	
When Iowa scores under 70 points:	0-0	Iowa free throw percentage at home:	65-104	.625	
		Iowa free throw percentage on road:	0-0	.000	
When opponent scores 100 points or more:	0-0	On Sunday:	1-0		
When opponent scores 90-99 points:	0-0	On Monday:	0-0		
When opponent scores 80-89 points:	0-0	On Tuesday:	0-0		
When opponent scores 70-79 points:	1-0	On Wednesday:	0-0		
When opponent scores 60-69 points:	1-0	On Thursday:	1-0		
When opponent scores fewer than 60 points:	1-0	On Friday:	1-0		
		On Saturday:	0-0		
When Iowa shoots at least 50% from the field:	2-0	On BTN:	0-0		
When Iowa shoots less than 50% from the field:	1-0	On CBS:	0-0		
When opponent shoots at least 50% from the field:	0-0	On ESPN:	0-0		
When opponent shoots less than 50% from the field:	3-0	On ESPN2:	0-0		
When Iowa has higher FG% than opponent:	3-0	On ESPNU:	0-0		
When opponent has higher FG%:	0-0	On BTN Plus:	3-0		
When FG% is equal:	0-0	On FS1:	0-0		
		On CBS SN:	0-0		
		On NBC SN:	0-0		
		truTV:	0-0		
When Iowa outrebounds opponent:	3-0	Most Points, First Half: 52 vs. Chicago State			
When opponent has more rebounds:	0-0	Fewest Points, First Half: 43 vs. Grambling State			
When rebounds are equal:	0-0	Most Points Allowed, First Half: 35 Grambling State			
When Iowa shoots at least 80% from the line:	0-0	Fewest Points Allowed, First Half: 22 vs. Alabama State			
When Iowa shoots less than 80% from the line:	3-0	Most Points, Second Half: 45 vs. Alabama State			
When opponent shoots at least 80% from the line:	1-0	Fewest Points, Second Half: 42 Grambling State			
When opponent shoots less than 80% from the line:	2-0	Most Points Allowed, Second Half: 39 Grambling State			
When Iowa shoots more free throws than opponent:	3-0	Fewest Points Allowed, Second Half: 35 vs. Chicago State			
When opponent shoots more free throws:	0-0	Largest Halftime Advantage: 25 vs. Chicago St/Alabama St			
When free throws attempts are equal:	0-0	Largest Halftime Deficit: ---			
When Iowa has higher FT% than opponent:	1-0				
When opponent has higher FT%:	2-0				
When FT% is equal:	0-0				
When Iowa shoots at least 50% from 3-point range:	1-0				
When Iowa shoots less than 50% from 3-point range:	2-0				
When opponent shoots at least 50% from 3-point range:	0-0				
When opponent shoots less than 50% from 3-point range:	3-0				
When Iowa has a higher 3-point FG% than opponent:	2-0				
When opponent has a higher 3-point FG%:	1-0				
When 3-point FG% is equal:	0-0				
When Iowa has more assists than opponent:	3-0				
When opponent has more assists:	0-0				
When assists are equal:	0-0				
When Iowa has fewer turnovers than opponent:	2-0				
When opponent has fewer turnovers:	1-0				
When turnovers are equal:	0-0				
When Iowa has more steals than opponent:	1-0				
When opponent has more steals:	2-0				
When steals are equal:	0-0				



# UNDER McCAFFERY.. IOWA RECORD WHEN..

When playing at home:	98-30	When leading at the half:	120-30	When wearing White:	91-34
When playing on the road:	28-46	When trailing at the half:	16-69	When wearing Black:	33-60
When playing on a neutral court:	14-23	When tied at the half:	3-1	When wearing Gold:	15-6

When Iowa scores 100 points or more:	6-0	Iowa field goal percentage at home:	3434-7405	.464
When Iowa scores 90-99 points:	19-4	Iowa field goal percentage on road:	2784-6565	.424
When Iowa scores 80-89 points:	44-9	Iowa 3-point percentage at home:	835-2315	.361
When Iowa scores 70-79 points:	46-26	Iowa 3-point percentage on road:	677-2015	.336
When Iowa scores under 70 points:	25-62	Iowa free throw percentage at home:	2248-3155	.713
		Iowa free throw percentage on road:	1549-2169	.714

When opponent scores 100 points or more:	0-4	On Sunday:	26-19
When opponent scores 90-99 points:	2-14	On Monday:	10-2
When opponent scores 80-89 points:	2-22	On Tuesday:	20-14
When opponent scores 70-79 points:	35-36	On Wednesday:	14-17
When opponent scores 60-69 points:	44-23	On Thursday:	19-23
When opponent scores fewer than 60 points:	57-2	On Friday:	15-10
		On Saturday:	34-15

When Iowa shoots at least 50% from the field:	40-8	On BTN:	54-51
When Iowa shoots less than 50% from the field:	100-93	On CBS:	1-2
When opponent shoots at least 50% from the field:	3-41	On ESPN:	10-13
When opponent shoots less than 50% from the field:	137-60	On ESPN2:	12-13
When Iowa has higher FG% than opponent:	123-17	On ESPNU:	14-8
When opponent has higher FG%:	16-81	On FS1:	1-0
When FG% is equal:	2-2	On Mediacom:	12-0
		On CBS SN:	1-3
When Iowa outrebounds opponent:	106-38	On NBC SN:	2-1
When opponent has more rebounds:	32-59	truTV:	1-0
When rebounds are equal:	2-4		

When Iowa shoots at least 80% from the line:	35-20	Most Points, First Half: 59 vs. Savannah State, '16
When Iowa shoots less than 80% from the line:	105-81	Fewest Points, First Half: 14 vs. Indiana, '13
When opponent shoots at least 80% from the line:	28-20	Most Points Allowed, First Half: 55 vs. Michigan State, '12
When opponent shoots less than 80% from the line:	113-80	Fewest Points Allowed, First Half: 12 vs. UNC Wilmington, '13
When Iowa shoots more free throws than opponent:	114-44	Most Points, Second Half: 58 vs. SIU-Edwardsville, '10
When opponent shoots more free throws:	20-53	Fewest Points, Second Half: 15 vs. Northern Iowa, '14
When free throws attempts are equal:	6-4	Most Points Allowed, Second Half: 61 at Oregon, '12
When Iowa has higher FT% than opponent:	91-45	Fewest Points Allowed, Second Half: 16 vs. UNI, '10
When opponent has higher FT%:	46-53	Largest Halftime Advantage: 37 vs. Arkansas-Pine Bluff, '13
When FT% is equal:	3-3	Largest Halftime Deficit: 25 vs. Villanova, '16

When Iowa shoots at least 50% from 3-point range:	19-7
When Iowa shoots less than 50% from 3-point range:	120-95
When opponent shoots at least 50% from 3-point range:	2-17
When opponent shoots less than 50% from 3-point range:	139-84
When Iowa has a higher 3-point FG% than opponent:	101-33
When opponent has a higher 3-point FG%:	34-70
When 3-point FG% is equal:	0-1

When Iowa has more assists than opponent:	106-24
When opponent has more assists:	29-66
When assists are equal:	5-10

When Iowa has fewer turnovers than opponent:	95-38
When opponent has fewer turnovers:	38-52
When turnovers are equal:	8-10
When Iowa has more steals than opponent:	86-37
When opponent has more steals:	40-54
When steals are equal:	14-9



# IOWA SUPERLATIVES UNDER McCAFFERY

## TEAM

### Most Points Scored

1. 116 -- Savannah State (11/13/16)
2. 111 -- SIU Edwardsville (11/26/10)
3. 109 -- Md. Eastern Shore (11/14/13)
4. 105 -- Central Arkansas (12/19/11)
5. 103 -- Coppin State (11/15/15)
- 103 -- Abilene Christian (11/17/13)

### Fewest Points Allowed

1. 36 -- Howard (11/15/12)
2. 39 -- UNC Wilmington (11/8/13)
- 39 -- Northern Iowa (12/7/10)
4. 40 -- Louisiana Monroe (11/16/10)
5. 41 -- Abilene Christian (11/17/13)

### Field Goals Made

1. 42 -- Savannah State (11/13/16)
- 42 -- Central Arkansas (12/19/11)
3. 40 -- Coppin State (11/15/15)
4. 38 -- Abilene Christian (11/17/13)
5. 37 -- SIU Edwardsville (11/26/10)
- 37 -- Oregon (3/18/12)

### Field Goals Attempted

1. 87 -- Savannah State (11/13/16)
2. 77 -- Nebraska (1/5/17)
- 79 -- Oregon (3/18/12)
4. 76 -- Central Arkansas (12/19/11)
- 76 -- South Dakota (12/4/12)

### Field Goal Percentage (20 Made)

1. .643 -- Maryland (2/8/15)
2. .630 -- Indiana (1/29/12)
3. .627 -- Michigan (2/5/15)
4. .623 -- Abilene Christian (11/17/13)
5. .617 -- Arkansas-Pine Bluff (12/22/13)

### 3-Point Field Goals Made

1. 18 -- Savannah State (11/13/16) \*
2. 16 -- Maryland (2/25/17)
- 16 -- TCU (3/19/17)
4. 14 -- Omaha (12/3/16)
5. 13 -- Northern Illinois (11/17/11)

### 3-Point Field Goals Attempted

1. 43 -- Savannah State (11/13/16) \*
2. 35 -- Notre Dame (11/29/16)
3. 34 -- Omaha (12/3/16)
4. 30 -- Tennessee Tech (12/22/15)
- 30 -- Longwood (11/29/14)
- 30 -- TCU (3/19/17)
6. 29 -- Alabama State (11/12/17)
- 29 -- Nebraska (1/5/17)
- 29 -- UT Rio Grande Valley (11/20/16)
- 29 -- Rutgers (1/21/16)

### 3-Point FG Percentage (10 Made)

1. .619 (13-21) Northern Illinois (11/17/11)
2. .615 (16-26) Maryland (2/25/17)
3. .611 (11-18) Rutgers (1/31/17)
4. .588 (10-17) Arkansas-Pine Bluff (12/22/13)
- .588 (10-17) Michigan (2/1/14)

### Free Throws Made

1. 39 -- Indiana (2/21/17)
2. 38 -- Omaha (11/10/13)
3. 32 -- Md. Eastern Shore (11/14/13)
4. 31 -- Penn State (2/15/14)
- 31 -- Wichita State (11/21/12)
- 31 -- Penn State (1/31/13)
- 31 -- Nebraska (1/5/15)

### Free Throws Attempted

1. 49 -- Omaha (11/10/13)
2. 47 -- Indiana (2/21/17)
3. 43 -- UM Eastern Shore (11/14/13)
- 43 -- Michigan State (1/28/14)
5. 40 -- Penn (11/22/13)
- 40 -- Penn State (2/15/14)

### Free Throw Percentage (10 Made)

1. 1.000 (15-15) Virginia (3/27/13)
2. 1.000 (13-13) Purdue (12/28/16)
3. .929 (26-28) North Florida (12/22/14)
4. .926 (25-27) Penn State (2/28/15)
5. .923 (12-13) Iowa State (12/12/14)
6. .917 (11-12) Michigan St (3/15/13)

### Most Rebounds

1. 57 -- Md. Eastern Shore (11/14/13)
2. 56 -- UNC Wilmington (11/8/13)
- 56 -- Brown (12/3/11)
- 56 -- SC State (12/19/12)
5. 54 -- Fairleigh Dickinson (12/9/13)
- 54 -- Coppin State (12/22/12)

### Most Assists

1. 33 -- Savannah State (11/13/16)
2. 32 -- Central Arkansas (12/19/11)
3. 31 -- Coppin State (11/15/15)
4. 26 -- Northern Illinois (11/17/11)
- 26 -- TCU (3/19/17)
6. 25 -- Alabama State (11/12/17)
- 25 -- Abilene Christian (11/17/13)

### Most Steals

1. 19 -- SIU Edwardsville (11/26/10)
2. 16 -- UMBC (12/6/14)
3. 15 -- Rutgers (1/31/17)
4. 14 -- Maryland (1/19/17)
- 14 -- Marquette (11/19/15)
- 14 -- Penn (11/22/13)
- 14 -- Idaho St (12/4/10)
- 14 -- Chicago St (11/11/11)
9. 13 -- Rutgers (2/19/15)
- 13 -- IPFW (11/26/11)
- 13 -- UT-Pan American (11/9/12)

### Most Blocked Shots

1. 14 -- Drake (12/19/15) \*
2. 13 -- Illinois (3/5/13)
3. 12 -- UNC Wilmington (11/8/13)
- 12 -- Northern Illinois (11/26/14)
5. 11 -- Michigan State (12/29/15)
6. 10 -- Penn State (2/15/14)
- 10 -- UT-Pan American (11/9/12)

### Fewest Turnovers

1. 3 -- Temple (3/18/16)
- 3 -- Drake (12/19/15)
4. 4 -- Michigan (1/17/16)
- 4 -- Northwestern (2/15/15)
5. 5 -- Stetson (12/5/16)
- 5 -- Davidson (3/20/15)
- 5 -- Abilene Christian (11/17/13)
- 5 -- Drake (12/7/13)
- 5 -- UTEP (11/29/13)
- 5 -- Purdue (3/2/14)
- 5 -- Boise St (12/22/11)
12. 6 -- Notre Dame (11/29/16)
- 6 -- UMKC (12/5/15)
- 6 -- Michigan (2/5/15)
- 6 -- Northwestern (3/7/15)
- 6 -- Penn State (2/15/14)
- 6 -- Tennessee (3/19/14)
- 6 -- Illinois (3/8/12)

\* -- denotes school record

## INDIVIDUAL

### Most Points:

1. 42 -- Peter Jok vs. Memphis (11/26/16)
2. 35 -- Peter Jok vs. Indiana (2/21/17)
3. 34 -- Peter Jok vs. Nebraska (1/5/17)
4. 33 -- Peter Jok vs. Omaha (12/3/16)
- 33 -- Matt Gatens vs. Wisconsin (2/23/12)
6. 32 -- Jarrod Uthoff vs. Iowa State (12/10/15)
7. 31 -- Devyn Marble vs. Oregon (3/18/12)

### Field Goals Made

1. 12 -- Jarrod Uthoff vs. Iowa State (12/10/15)
- 12 -- Matt Gatens vs. Wisconsin (2/23/12)
- 12 -- Peter Jok vs. Nebraska (1/5/17)
4. 11 -- Jarrod Uthoff vs. Michigan (3/5/16)
- 11 -- Aaron White vs. Davidson (3/20/15)
- 11 -- Aaron White vs. Iowa State (12/13/13)
- 11 -- Peter Jok vs. Memphis (11/26/16)
- 11 -- Peter Jok vs. Seton Hall (11/17/16)
- 11 -- Peter Jok vs. Kennesaw St. (11/11/16)
- 11 -- Peter Jok vs. Purdue (1/12/17)

### Field Goals Attempted

1. 24 -- Devyn Marble vs. Wisconsin (1/5/14)
- 24 -- Peter Jok vs. Nebraska (1/5/17)
3. 23 -- Devyn Marble vs. Xavier (11/28/13)
- 23 -- Devyn Marble vs. Villanova (11/30/13)
5. 21 -- Jarrod Uthoff vs. Temple (3/18/16)
- 21 -- Matt Gatens vs. Minnesota (1/16/11)
- 21 -- Peter Jok vs. Seton Hall (11/17/16)
- 21 -- Peter Jok vs. Omaha (12/3/16)

### 3-Point FG Made

1. 8 -- Peter Jok vs. Memphis (11/26/16)
2. 8 -- Jordan Bohannon vs. Maryland (2/25/17)
3. 7 -- Jordan Bohannon vs. Notre Dame (11/29/16)
- 7 -- Jordan Bohannon vs. TCU (3/19/17)
- 7 -- Devyn Marble vs. Oregon (3/18/12)
- 7 -- Matt Gatens vs. Wisconsin (2/23/12)
- 7 -- Matt Gatens vs. Indiana (2/19/12)

### 3-Point Field Goals Attempted

1. 15 -- Jordan Bohannon at Notre Dame (12/3/16)
2. 12 -- Jordan Bohannon vs. Omaha (12/3/16)
3. 11 -- Jordan Bohannon vs. Indiana (3/9/17)
- 11 -- Peter Jok at Notre Dame (11/29/16)
- 11 -- Peter Jok vs. Memphis (11/26/16)
- 11 -- Peter Jok vs. Nebraska (1/5/17)
- 11 -- Peter Jok vs. Penn State (2/17/16)
- 11 -- Jarrod Uthoff vs. N'western (2/15/15)
- 11 -- Josh Oglesby at Wisconsin (2/6/13)

### Free Throws Made

1. 22 -- Peter Jok vs. Indiana (2/21/17) \*
2. 14 -- Roy Devyn Marble vs. UNI (12/15/12)
- 14 -- Aaron White vs. Texas (11/20/14)
4. 13 -- Aaron White vs. Wisconsin (1/19/13)
5. 12 -- Peter Jok vs. Omaha (12/3/16)
- 12 -- Peter Jok vs. Memphis (11/26/16)
- 12 -- Devyn Marble vs. Indiana (12/31/12)
- 12 -- Aaron White vs. Nebraska (1/5/15)
- 12 -- Gabriel Olaseni vs. Nebraska (1/5/15)

### Most Rebounds:

1. 18 -- Adam Woodbury vs. Wisconsin (2/24/16)
- 17 -- Aaron White vs. Iowa State (12/13/13)
3. 16 -- Gabriel Olaseni at Purdue (1/24/15)
4. 15 -- Jarrod Uthoff vs. Minnesota (2/14/16)
- 15 -- Adam Woodbury vs. Indiana (2/11/16)
- 15 -- Adam Woodbury vs. Penn State (2/3/16)
- 15 -- Aaron White vs. Omaha (11/10/13)
- 15 -- Jarryd Cole vs. UNI (12/7/10)

### Most Assists

1. 13 -- Jordan Bohannon vs. TCU (3/19/17)
2. 12 -- Mike Gesell vs. Minnesota (2/14/16)
- 12 -- Mike Gesell vs. Coppin State (11/15/15)
4. 11 -- Jordan Bohannon vs. South Dakota (3/15/17)
- 11 -- Mike Gesell vs. Michigan (3/5/16)
- 11 -- Devyn Marble vs. Wisconsin (2/22/14)
- 11 -- Bryce Cartwright vs. Dayton (3/13/12)
8. 10 -- Jordan Bohannon vs. Indiana (3/9/17)
- 10 -- Mike Gesell vs. Nebraska (1/5/16)
- 10 -- Mike Gesell vs. Tenn. Tech (12/22/15)
- 10 -- Bryce Cartwright at Oregon (3/18/12)
- 10 -- Bryce Cartwright vs. Mich St (2/2/11)

### Most Steals

1. 7 -- Eric May vs. SIUE (11/26/10)
2. 6 -- Roy Devyn Marble vs. Penn (11/22/13)
- 6 -- Eric May at Wake Forest (11/30/10)
4. 5 -- Isaiah Moss vs. Indiana (3/9/17)
- 5 -- Jarryd Cole at Mich St (3/2/11)
- 5 -- Matt Gatens vs. Idaho St (12/4/10)
- 5 -- Aaron White vs. North Florida (12/22/14)
- 5 -- Mike Gesell at Penn State (2/28/15)

### Most Blocks

1. 7 -- Melsahn Basabe vs. Iowa St (12/10/10)
- 7 -- Gabriel Olaseni vs. Illinois (3/5/13)
3. 6 -- Nicholas Baer at Nebraska (1/5/17)
- 6 -- Jarrod Uthoff vs. Minnesota (2/14/16)
- 6 -- Jarrod Uthoff vs. Michigan State (12/29/15)
- 6 -- Nicholas Baer vs. Drake (12/19/15)
- 6 -- Melsahn Basabe vs. Ohio St (1/4/11)



## Game 1 - Iowa 95, Chicago State 62

Official Basketball Box Score -- Game Totals -- Final Statistics  
Chicago State vs Iowa  
11/10/17 8:05 p.m. at Carver-Hawkeye Arena - Iowa City, IA

### Chicago State 62 • 0-1

#	Player	Total			3-Ptr			Rebounds			PF	TP	A	TO	Blk	Stl	Min
		FG-FGA	FG-FGA	FT-FTA	FG-FGA	FG-FGA	FT-FTA	Off	Def	Tot							
10	Harris, Anthony	f	3-4	1-2	0-1	1	2	3	4	7	1	3	0	1	24		
23	Szpir, Patrick	c	2-6	0-1	2-2	3	3	6	4	6	1	4	0	0	19		
00	Burns, Glen	g	0-1	0-1	2-2	1	0	1	4	2	2	2	0	1	19		
14	Sims, Jr., Fred	f	6-16	2-8	1-2	0	2	2	2	15	0	0	0	4	29		
35	Shaw, Rob	g	5-11	0-3	0-0	0	1	1	2	10	6	3	0	0	30		
02	Pruitt, Jelani	g	1-4	0-0	2-2	0	2	1	3	2	4	0	1	0	11		
03	Simmons, Deionte	g	1-2	0-0	2-3	1	1	2	4	4	0	0	0	0	5		
11	Townsen, Jr., Nathan	f	1-1	1-1	0-2	0	0	0	1	3	0	0	0	0	3		
15	Henton, Simeon	g	0-1	0-0	1-2	0	0	0	0	1	0	0	0	1	6		
21	Bowles, Cameron	g	1-4	0-1	0-2	2	1	3	3	2	0	2	1	1	12		
30	Bell, Travon	g	0-5	0-4	0-0	0	3	3	1	0	0	0	0	0	11		
32	Byrd, Montana	g	0-1	0-1	0-0	0	0	0	1	0	0	1	0	0	5		
33	Joyce, John	g	2-4	2-4	0-0	1	0	1	2	6	0	1	0	1	14		
42	Stephens-Holmes, Jale	g	1-1	0-0	0-0	1	2	3	3	2	0	2	1	1	12		
	Team					3	2	5									
	Totals		23-61	6-26	10-18	15	18	33	33	62	10	20	2	9	200		

FG % 1st Half: 11-37 29.7% 2nd half: 12-24 50.0% Game: 23-61 37.7%  
3FG % 1st Half: 0-14 0.0% 2nd half: 6-12 50.0% Game: 6-26 23.1%  
FT % 1st Half: 5-7 71.4% 2nd half: 5-11 45.5% Game: 10-18 55.6%

### Iowa 95 • 1-0

#	Player	Total			3-Ptr			Rebounds			PF	TP	A	TO	Blk	Stl	Min
		FG-FGA	FG-FGA	FT-FTA	FG-FGA	FG-FGA	FT-FTA	Off	Def	Tot							
00	Wagner, Ahmad	f	0-2	0-0	2-4	2	4	6	2	2	4	1	0	0	19		
05	Cook, Tyler	f	4-4	0-0	4-7	2	4	6	1	12	3	0	0	1	21		
55	Garza, Luka	c	6-6	0-0	4-8	1	4	5	1	16	1	1	3	0	18		
03	Bohannon, Jordan	g	4-10	4-7	0-0	0	1	1	1	12	6	0	0	1	21		
04	Moss, Isaiah	g	5-7	4-6	0-0	0	1	1	2	14	1	1	0	1	13		
01	Dailey, Maishe	g	3-5	1-2	3-3	1	1	2	1	10	1	3	0	0	18		
02	Nunge, Jack	g	2-4	0-1	6-7	1	3	4	1	10	0	2	1	4	19		
11	Rose, Charlie	g	0-0	0-0	0-0	0	0	0	1	0	0	0	0	0	3		
15	Kriener, Ryan	g	2-3	0-0	0-1	0	1	1	3	4	2	3	2	0	14		
20	Till, Riley	g	0-0	0-0	0-0	0	1	1	0	0	0	0	1	0	1		
24	Ellingson, Brady	g	3-5	3-5	0-0	0	1	1	0	9	4	1	0	0	28		
25	Uhl, Dom	g	0-1	0-1	1-2	0	3	3	2	1	0	2	1	0	8		
35	Pemsl, Cordell	g	2-5	0-0	1-3	1	4	5	4	5	1	2	0	0	13		
	Team					2	0	2									
	Totals		31-52	12-22	21-35	10	28	38	19	95	23	17	7	8	200		

FG % 1st Half: 19-31 61.3% 2nd half: 12-21 57.1% Game: 31-52 59.6%  
3FG % 1st Half: 7-14 50.0% 2nd half: 5-8 62.5% Game: 12-22 54.5%  
FT % 1st Half: 7-14 50.0% 2nd half: 14-21 66.7% Game: 21-35 60.0%

Officials: Glenn Mayborg, Lewis Garrison, Brooks Wells  
Technical fouls: Chicago State-None. Iowa-None.  
Attendance: 12100

Score by periods	1st	2nd	Total
Chicago State	27	35	62
Iowa	52	43	95

Points	In	Off	2nd	Fast	Bench
CSU	30	14	8	14	22
IOWA	30	15	17	5	39

Last FG - CSU 2nd-00:14, IOWA 2nd-00:24.  
Largest lead - CSU by 2 1st-19:39, IOWA by 40 2nd-09:36.  
CSU led for 00:45. IOWA led for 38:54. Game was tied for 00:21.

Score tied - 0 times.  
Lead changed - 1 time.

## Game 2 - Iowa 92, Alabama State 58

Official Basketball Box Score -- Game Totals -- Final Statistics  
Alabama State vs Iowa  
11/12/17 3:00 p.m. at Carver-Hawkeye Arena - Iowa City, IA

### Alabama State 58 • 0-2

#	Player	Total			3-Ptr			Rebounds			PF	TP	A	TO	Blk	Stl	Min
		FG-FGA	FG-FGA	FT-FTA	FG-FGA	FG-FGA	FT-FTA	Off	Def	Tot							
14	Jones, Ed	f	2-8	0-1	1-1	1	1	2	5	5	0	0	1	0	23		
24	Johnsen, Brandon	f	6-8	0-0	1-4	0	7	7	3	13	0	1	4	2	34		
03	Davis, Gene	g	3-6	2-2	0-1	1	1	2	1	8	2	4	0	0	21		
05	Ewuoshio, Tobii	g	6-14	0-0	1-2	4	6	10	4	13	4	1	0	2	32		
12	Geer, Reginald	g	5-12	2-4	3-3	3	5	8	0	15	0	1	0	0	26		
02	Johnson, Micah	g	1-1	0-0	0-0	0	1	1	1	2	2	3	0	0	7		
10	Ross, Jacoby	g	0-3	0-3	0-0	0	0	0	0	0	1	1	0	0	12		
11	Rogers, Austin	g	0-2	0-1	0-0	0	0	0	2	0	0	1	0	0	12		
13	Deneus, Fredens	g	0-0	0-0	0-0	0	0	0	0	0	0	0	0	0	2		
15	Pichardo, Fausto	g	0-1	0-0	0-0	0	0	0	4	0	0	1	0	0	5		
21	Wright, Marice	g	1-4	0-1	0-0	4	2	6	1	2	1	0	1	1	15		
30	LeFlore, Terrance	g	0-4	0-2	0-0	1	0	1	1	0	0	2	0	0	7		
52	Rogers, Steve	g	0-1	0-0	0-0	0	0	0	0	0	0	1	0	0	4		
	Team					1	0	1									
	Totals		24-64	4-14	6-11	15	23	38	22	58	10	17	6	5	200		

FG % 1st Half: 10-34 29.4% 2nd half: 14-30 46.7% Game: 24-64 37.5%  
3FG % 1st Half: 1-8 12.5% 2nd half: 3-6 50.0% Game: 4-14 28.6%  
FT % 1st Half: 1-4 25.0% 2nd half: 5-7 71.4% Game: 6-11 54.5%

### Iowa 92 • 2-0

#	Player	Total			3-Ptr			Rebounds			PF	TP	A	TO	Blk	Stl	Min
		FG-FGA	FG-FGA	FT-FTA	FG-FGA	FG-FGA	FT-FTA	Off	Def	Tot							
00	Wagner, Ahmad	f	2-3	1-1	0-2	4	3	7	1	5	1	1	0	1	12		
05	Cook, Tyler	f	4-8	0-1	2-4	2	4	6	2	10	2	0	0	1	16		
55	Garza, Luka	f	2-8	0-1	7-11	5	8	13	1	11	1	1	2	0	19		
03	Bohannon, Jordan	g	1-4	1-4	2-2	0	1	1	1	5	6	1	0	0	18		
04	Moss, Isaiah	g	4-7	2-5	2-2	0	2	2	3	12	1	2	1	0	18		
01	Dailey, Maishe	g	4-10	2-6	1-2	0	2	2	0	11	3	0	0	2	20		
02	Nunge, Jack	g	2-6	2-4	0-0	2	3	5	1	6	1	1	2	3	20		
11	Rose, Charlie	g	1-2	0-1	0-0	1	0	1	0	2	0	1	0	0	4		
15	Kriener, Ryan	g	2-2	0-0	0-0	1	3	4	4	4	4	0	0	1	17		
20	Till, Riley	g	0-1	0-1	0-0	0	0	0	0	0	0	0	0	0	4		
24	Ellingson, Brady	g	3-6	3-5	0-0	0	1	1	0	9	4	0	0	0	20		
25	Uhl, Dom	g	1-2	0-0	0-2	2	2	4	0	2	1	0	0	0	8		
35	Pemsl, Cordell	g	6-9	0-0	3-8	4	1	5	1	15	1	2	1	1	24		
	Team					1	1	2									
	Totals		32-68	11-29	17-33	22	31	53	14	92	25	9	6	9	200		

FG % 1st Half: 14-31 45.2% 2nd half: 18-37 48.6% Game: 32-68 47.1%  
3FG % 1st Half: 5-11 45.5% 2nd half: 6-18 33.3% Game: 11-29 37.9%  
FT % 1st Half: 14-23 60.9% 2nd half: 3-10 30.0% Game: 17-33 51.5%

Officials: Bill Ek, Rob Riley, Brian McNutt  
Technical fouls: Alabama State-None. Iowa-None.  
Attendance: 11637  
Cayman Islands Classic Preliminary Game  
Fouled Out - Alabama State: Jones (1:09)

Score by periods	1st	2nd	Total
Alabama State	22	36	58
Iowa	47	45	92

Points	In	Off	2nd	Fast	Bench
ALST	36	9	12	6	4
IOWA	38	33	27	11	49

Last FG - ALST 2nd-00:42, IOWA 2nd-00:18.  
Largest lead - ALST by 2 1st-19:02, IOWA by 42 2nd-11:12.  
ALST led for 00:48. IOWA led for 37:37. Game was tied for 01:35.

Score tied - 1 time.  
Lead changed - 3 times.

## Game 3 - Iowa 85, Grambling State 74

Official Basketball Box Score -- Game Totals -- Final Statistics  
Grambling State vs Iowa  
11/16/17 7:00 p.m. at Carver-Hawkeye Arena - Iowa City, IA

### Grambling State 74 • 0-2

#	Player	Total			3-Ptr			Rebounds			PF	TP	A	TO	Blk	Stl	Min
		FG-FGA	FG-FGA	FT-FTA	FG-FGA	FG-FGA	FT-FTA	Off	Def	Tot							
11	Mpoyo, Axel	f	8-18	1-1	4-4	5	1	6	1	21	2	1	1	2	35		
32	Jackson, DeVante	f	0-2	0-1	0-0	0	1	1	3	0	1	0	0	0	15		
01	Smith, Jr., Ivy	g	3-7	1-1	0-0	1	1	2	4	7	8	1	0	0	30		
04	Gaston, Anthony	g	6-14	4-10	0-0	2	1	3	4	16	4	1	0	1	37		
05	Thomas, Shirmane	g	2-6	1-3	0-0	1	4	5	3	5	2	3	0	1	25		
02	Ribeiro, Nigel	g	5-9	2-3	0-0	0	0	0	2	12	2	0	0	1	16		
03	Wright, Kareem	g	0-1	0-1	0-0	0	0	0	0	0	0	0	0	0	2		
10	Wilks, Drake	g	0-2	0-2	0-0	0	0	0	1	0	0	1	0	0	6		
12	Jackson, Bobby	g	0-2	0-0	0-0	2	4	6	3	0	0	1	1	1	14		
23	Wol, Diing Diing	g	0-0	0-0	0-0	0	0	0	0	0	0	1	0	1	4		
24	Jones, Dontae	g	5-7	1-2	2-2	0	2	2	4	13	0	2	0	0	16		
	Team					2	0	2									
	Totals		29-68	10-24	6-6	13	14	27	25	74	19	11	2	7	200		

FG % 1st Half: 14-32 43.8% 2nd half: 15-36 41.7% Game: 29-68 42.6%  
3FG % 1st Half: 5-10 50.0% 2nd half: 5-14 35.7% Game: 10-24 41.7%  
FT % 1st Half: 2-2 100.0 2nd half: 4-4 100.0 Game: 6

**IOWA HAWKEYE BASKETBALL**  
**Iowa Combined Team Statistics (as of Nov 17, 2017)**  
**All games**

<b>RECORD:</b>	<b>OVERALL</b>	<b>HOME</b>	<b>AWAY</b>	<b>NEUTRAL</b>
ALL GAMES	3-0	3-0	0-0	0-0
CONFERENCE	0-0	0-0	0-0	0-0
NON-CONFERENCE	3-0	3-0	0-0	0-0

#	Player	gp-gs	min	avg	Total		3-Point		F-Throw		Rebounds				pf	dq	a	to	blk	stl	pts	avg		
					fg-fga	fg%	3fg-fga	3fg%	ft-fta	ft%	off	def	tot	avg										
04	Moss, Isaiah	3-3	61	20.3	13-23	.565	9-17	.529	6-6	1.000	0	5	5	1.7	8	0	3	3	1	3	41	13.7		
55	Garza, Luka	3-3	65	21.7	14-23	.609	0-2	.000	12-23	.522	8	19	27	9.0	5	0	4	4	8	2	40	13.3		
05	Cook, Tyler	3-3	66	22.0	12-18	.667	0-1	.000	13-19	.684	8	11	19	6.3	7	0	6	3	1	3	37	12.3		
02	Nunge, Jack	3-0	66	22.0	10-18	.556	5-10	.500	8-11	.727	4	12	16	5.3	2	0	3	3	4	7	33	11.0		
03	Bohannon, Jordan	3-3	67	22.3	6-21	.286	6-15	.400	11-12	.917	1	3	4	1.3	4	0	19	2	0	3	29	9.7		
01	Dailey, Maishe	3-0	45	15.0	8-17	.471	4-10	.400	4-5	.800	1	3	4	1.3	1	0	5	3	0	2	24	8.0		
35	Pemsl, Cordell	3-0	50	16.7	8-14	.571	0-0	.000	7-15	.467	6	6	12	4.0	6	0	3	7	1	1	23	7.7		
24	Ellingson, Brady	3-0	63	21.0	7-14	.500	6-12	.500	0-0	.000	0	4	4	1.3	0	0	11	2	0	0	20	6.7		
15	Kriener, Ryan	3-0	42	14.0	6-7	.857	0-0	.000	0-1	.000	2	4	6	2.0	8	0	7	4	2	1	12	4.0		
00	Wagner, Ahmad	3-3	43	14.3	2-5	.400	1-1	1.000	3-8	.375	6	8	14	4.7	3	0	6	4	1	2	8	2.7		
25	Uhl, Dom	2-0	16	8.0	1-3	.333	0-1	.000	1-4	.250	2	5	7	3.5	2	0	1	2	1	0	3	1.5		
11	Rose, Charlie	2-0	7	3.5	1-2	.500	0-1	.000	0-0	.000	1	0	1	0.5	1	0	0	1	0	0	2	1.0		
20	Till, Riley	2-0	9	4.5	0-1	.000	0-1	.000	0-0	.000	0	1	1	0.5	0	0	0	1	0	1	0	0.0		
Team											3	4	7											
Total.....		3	600		88-166	.530	31-71	.437	65-104	.625	42	85	127	42.3	47	0	68	39	19	25	272	90.7		
Opponents.....		3	600		76-193	.394	20-64	.313	22-35	.629	43	55	98	32.7	80	1	39	48	10	21	194	64.7		

<b>TEAM STATISTICS</b>	<b>IOWA</b>	<b>OPP</b>	<b>Date</b>	<b>Opponent</b>	<b>Score</b>	<b>Att.</b>
SCORING	272	194	11/10/17	CHICAGO STATE	w 95-62	12100
Points per game	90.7	64.7	11/12/17	ALABAMA STATE	w 92-58	11637
Scoring margin	+26.0	-	11/16/17	GRAMBLING STATE	w 85-74	10540
FIELD GOALS-ATT	88-166	76-193	* - Conference game			
Field goal pct	.530	.394				
3 POINT FG-ATT	31-71	20-64				
3-point FG pct	.437	.313				
3-pt FG made per game	10.3	6.7				
FREE THROWS-ATT	65-104	22-35				
Free throw pct	.625	.629				
F-Throws made per game	21.7	7.3				
REBOUNDS	127	98				
Rebounds per game	42.3	32.7				
Rebounding margin	+9.7	-				
ASSISTS	68	39				
Assists per game	22.7	13.0				
TURNOVERS	39	48				
Turnovers per game	13.0	16.0				
Turnover margin	+3.0	-				
Assist/turnover ratio	1.7	0.8				
STEALS	25	21				
Steals per game	8.3	7.0				
BLOCKS	19	10				
Blocks per game	6.3	3.3				
ATTENDANCE	34277	0				
Home games-Avg/Game	3-11426	0-0				
Neutral site-Avg/Game	-	0-0				

<b>Score by Periods</b>	<b>1st</b>	<b>2nd</b>	<b>Totals</b>
Iowa	142	130	272
Opponents	84	110	194