

HAWKEYES EARN SEVENTH STRAIGHT WINNING SEASON

Iowa concluded the 2006-07 season with an overall record of 17-14, posting a seventh straight winning season. The seven straight winning seasons matches the longest streak in school history.

Iowa posted a 9-7 record in Big Ten Conference action, earning a tie for fourth place and the fourth-seed in the Big Ten Conference Tournament. Iowa concluded the season with a 14-2 mark in Carver-Hawkeye Arena, improving its home record to 44-5 over the past three seasons, the best three-year mark in school history.

As a young team the Hawkeyes started slow while playing five of their first six games on the road. Iowa was also short-handed in the early going, as senior guard Mike Henderson suffered a fractured pinkie finger on his right hand and did not play in the first seven games. The Hawkeyes began the season with two wins before suffering losses to Alabama and Villanova in the Paradise Jam and road losses at Arizona State and Virginia Tech. The Hawkeyes won their own Hawkeye Challenge and recorded a 77-59 win over Iowa State.

The non-conference season also included losses to Northern Iowa and Drake before Iowa won three straight games to enter conference play with an 8-6 record and a little momentum. The Hawkeyes defeated 24th-ranked Michigan State to begin league play. Iowa lost consecutive league games on just one occasion (at Indiana & at Ohio State) and defeated eight of 10 conference opponents. The Hawkeyes closed the regular season with a win over Illinois to earn the fourth seed in the Big Ten Tournament, where they lost to Purdue in the quarter-finals.

Senior guard Adam Haluska led the Hawkeyes throughout the season. Haluska led the Big Ten in scoring for the entire season (20.5) and in league games only (21.3), becoming the sixth Iowa player to lead the conference in scoring. He ends his Iowa career with 1,578 points. He ranks seventh on Iowa's career scoring chart and is first among players who played just three seasons. His four year point total is 1,862.

Haluska was named first team all-Big Ten and received honorable mention all-America recognition from the Associated Press. He earned first team academic all-American honors, being named the Academic all-American of the Year for Division I men's basketball. He was a first team all-District selection by the National Association of Basketball Coaches as well.

Freshman Tyler Smith made an immediate impact, leading the team in rebounding (4.9) and ranking second in scoring at 14.9 points per game. Smith also led the team in steals (1.5) and ranked second in assists (3.6).

ALFORD ERA COMPLETED

Steve Alford, who resigned following the 2007 season to become the head coach at New Mexico, served as Iowa's head coach for eight seasons. Alford posted a 152-106 record at Iowa, including a 61-67 mark in Big Ten Conference games. Alford led Iowa to Big Ten Tournament championships in 2001 and 2006 and six of his Iowa teams advanced to post-season play.

IOWA TABS TODD LICKLITER AS HEAD COACH

Todd Lickliter, the National Association of Basketball Coaches (NABC) national Coach of the Year in 2007, was named Iowa's head basketball coach on April 3, 2007.

Lickliter joins the Iowa program after serving as the head coach at Butler University for six seasons. He posted a 131-61 (.682) record at Butler, including a 29-7 mark in 2006-07. Butler advanced to post-season play in four of six seasons under Lickliter's direction, including two appearances in the NCAA Sweet 16.

IOWA HISTORY

Iowa has played 2,408 games since beginning basketball in 1902. Overall Iowa's record is 1,438-970 (.597). That includes a 902-308 (.745) record in home games, a 536-662 (.447) record in games away from Iowa City, a 684-665 (.507) mark in Big Ten games and a 308-82 (.790) record in Carver-Hawkeye Arena.

2006-07 Results

Record: 17-14 (9-7)

Nov. 13	The Citadel	W	75-53
* Nov. 17	Toledo	W	78-65
* Nov. 19	Alabama	L	60-72
* Nov. 20	Villanova	L	60-89
Nov. 25	at Arizona State	L	64-67
Nov. 29	at Virginia Tech	L	65-69
+ Dec. 1	TX-Pan American	W	62-46
+ Dec. 2	Coppin State	W	83-67
Dec. 5	Northern Iowa	L	55-57
Dec. 8	Iowa State	W	77-59
Dec. 16	at Drake	L	59-75
Dec. 20	Georgia State	W	101-59
Dec. 23	Texas Southern	W	90-63
Dec. 30	Cornell	W	65-50
Jan. 4	Michigan State	W	62-60
Jan. 10	at Illinois	L	70-74
Jan. 13	Minnesota	W	60-49
Jan. 16	at Indiana	L	64-71
Jan. 20	at Ohio State	L	63-82
Jan. 24	Penn State	W	79-63
Jan. 28	Wisconsin	L	46-57
Jan. 31	at Michigan	W	69-62
Feb. 3	Indiana	W	81-75
Feb. 7	at Minnesota	W	91-78
Feb. 10	at Wisconsin	L	62-74
Feb. 15	Northwestern	W	66-58
Feb. 17	at Mich. State	L	49-81
Feb. 21	Purdue	W	78-59
Feb. 28	at Penn State	L	72-74
Mar. 3	Illinois	W	60-53
& Mar. 9	Purdue	L	55-74

* - - Paradise Jam

+ - - Hawkeye Challenge, Iowa City

& - - Big Ten Tournament, Chicago, IL

IOWA IN CARVER-HAWKEYE ARENA

Iowa has compiled a 308-82 (.790) record in Carver-Hawkeye Arena. Iowa is 147-68 (.684) in Big Ten games and 161-14 (.920) in non-Big Ten games.

HAWKEYES SET ARENA RECORD

Iowa set a Carver-Hawkeye Arena (opened in 1983) record with 12 consecutive Big Ten Conference home wins. The streak was snapped Jan. 28 when second-ranked Wisconsin won in Iowa City. Prior to the Badger loss, Iowa had not lost a Big Ten home game since a 75-65 loss to top-ranked Illinois on Feb. 19, 2005.

Iowa's record for consecutive home wins in league play is 14 straight. That mark was set during the 1980-81 and 1981-82 seasons when home games were played at the Iowa Field House.

TOP HOME PERCENTAGE

Iowa has posted a 44-5 (.898) record in Carver-Hawkeye Arena over the last three seasons. That mark ranks as Iowa's best home court winning percentage over any three year period in which Iowa won at least 40 games.

Iowa's winning percentage in Big Ten home games (20-4, .833) over the last three seasons is also the best percentage since the conference began playing more than 14 league games in 1974.

Following is a ranking of Iowa's best home court record over any three-year period, with a minimum of 40 wins:

Percentage	Record	Years
.898	44-5	2005-07
.875	42-6	1987-89
.872	41-6	2004-06
.854	41-7	1991-93
.851	40-7	1985-87
.837	41-8	1995-97
.816	40-9	1988-90

IOWA TOUGH AT HOME

Iowa has won 32 of its last 34 games in Carver-Hawkeye Arena. Iowa's recent win streak included 21 straight overall wins and 12 straight Big Ten Conference wins. Iowa has won nine of its last 10 home games against ranked opponents. The Hawkeyes posted a 14-2 home record in 2006-07.

IOWA VS. THE FIELD

Iowa posted a 6-10 record while playing 11 teams that advanced to post-season play. That included a 4-9 record against eight teams competing in the NCAA Tournament and a 2-1 record against three teams in the NIT. Among the NCAA teams, Iowa played Purdue (1-1), Illinois (1-1), Indiana (1-1), Michigan State (1-1), Ohio State (0-1), Wisconsin (0-2), Villanova (0-1) and Virginia Tech (0-1). Among teams in the NIT, Iowa played Alabama (0-1), Michigan (1-0) and Toledo (1-0).

IOWA RECORDS SEVENTH STRAIGHT

With a 17-14 overall record, Iowa completed its seventh straight winning season, equaling the longest streak in Iowa basketball history.

Iowa Quick Facts

Location:	Iowa City, IA
Founded:	1847
Enrollment:	29,697
President:	Gary Fethke
Athletic Director:	Gary Barta
Conference:	Big Ten
Home Arena:	Carver-Hawkeye (15,500)
All-Time Record:	1,438-970 (.597)
All-Time Big Ten Record:	684-665 (.507)
NCAA Appearances:	22
NCAA Tournament Record:	27-24
Head Coach:	Todd Lickliter
Record At Iowa:	First year in 2007-08
Career Record:	131-61, .682 (six years)
Big Ten Record:	First year in 2007-08
Assistant Coaches:	Joel Cornette (Butler) LaVall Jordan (Butler) Chad Walthall (Concordia, MN)

Iowa also had seven straight winning seasons from 1950 through 1956. Pops Harrison, Bucky O'Connor and Rollie Williams all coached the Hawkeyes during those years. Only a 10-10 record in 1949 kept Iowa from 13 consecutive winning seasons (1944-56).

Harrison coached Iowa to five straight winning seasons from 1944-48, Lute Olson coached Iowa to winning seasons from 1979-83, George Raveling and Tom Davis combined to coach Iowa to winning seasons from 1985-89 and Davis coached Iowa to winning seasons from 1995-99. Iowa had five consecutive winning seasons on three occasions, 1979-83, 1985-89 and 1995-99.

Iowa is one of four Big Ten teams to post a winning record in each of the last seven seasons, joining Illinois, Michigan State and Wisconsin.

HALUSKA & SMITH NAMED ALL-BIG TEN

Senior Adam Haluska and freshman Tyler Smith earned recognition on the 2007 all-Big Ten Conference teams. Haluska was a first team selection by both the Big Ten coaches and league media. Smith earned third team honors by both the coaches and media and was named to the five player all-Freshman team selected by league coaches.

Haluska, a native of Carroll, IA, led the Big Ten Conference in scoring (21.3) and ranked among league leaders in free throw percentage, minutes played, three-point field goals per game and steals. He earned third team honors as a junior and was honorable mention as a sophomore. Haluska was named academic all-American of the Year after earning academic all-America honors for the second straight year.

Smith, a native of Pulaski, TN, ranked second on the team in scoring (14.9) and led Iowa in rebounding (4.9). He led the team in steals and was second in assists.

HALUSKA LEADS IN SCORING

Senior guard Adam Haluska led the Big Ten Conference in scoring. Haluska scored 341 points (21.3) in league play, the most points by a scoring leader since A.J. Guyton scored 345 points in 2000. Wisconsin's Alando Tucker (315) ranked second behind Haluska after leading the league in scoring in 2006. Haluska averaged 20.5 points in all games, also best among conference players.

Previously, Iowa had five players lead the Big Ten Conference in scoring for league games only. Murray Wier also led the nation in scoring in 1948 and Andre Woolridge in 1997 was the first player to lead the Big Ten in both scoring and assists. Following is Iowa's list of Big Ten scoring champions:

Player, Hometown	Year	Games	Pts.	Avg.
Adam Haluska, Carroll, IA	2007	16	341	21.3
Andre Woolridge, Omaha, NE	1997	18	376	20.9
Charles Darling, Denver, CO	1952	14	364	26.0
Murray Wier, Muscatine, IA	1948	12	272	22.7
Dick Ives, Diagonal, IA	1944	12	208	17.3
Jack Funk, Ft. Dodge, IA	1923	12	143	11.9

HALUSKA A TOP SENIOR

Senior guard Adam Haluska was one of 10 semi-final candidates for the 2007 Lowe's Senior CLASS Award. The award is presented annually to an NCAA Division I male and female basketball player who excels both on and off the court.

Although he did not win the award, Haluska was named to the senior all-America first team by the Senior Class committee.

The CLASS Award is an acronym for Celebrating Loyalty and Achievement for Staying in School. Conceived by sportscaster Dick Enberg, the award is based on areas of excellence in classroom, character and community, as well as performance on the court.

HALUSKA TOP SCORER FOR THREE SEASONS

Senior Adam Haluska totaled 1,578 points in his three-year career at Iowa, becoming Iowa's all-time scoring leader for three seasons and moving to seventh on the career scoring list. With 30 points at Penn State, Haluska moved past Andre Woolridge (1,525) and Don Nelson (1,522) to take over the top spot among three year players. Including his freshman season at Iowa State, Haluska scored 1,862 career points. His 637 points in 2007 rank sixth best for a single season at Iowa. Following is the list of Iowa's top 10 career scorers:

Rank	Player	GP	Pts.	Avg.
1.	Roy Marble (1986-89)	134	2,116	15.8
2.	Acie Earl (1990-93)	116	1,779	15.3
3.	Greg Stokes (1982-85)	120	1,768	14.7
4.	B.J. Armstrong (1986-89)	130	1,705	13.1
5.	Ronnie Lester (1977-80)	99	1,675	16.9
6.	Jess Settles (1994-97, '99)	116	1,611	13.9
7.	Adam Haluska (2005-07)	98	1,578	16.1
8.	Dean Oliver (1998-01)	126	1,561	12.4
9.	Andre Woolridge (1995-97)	97	1,525	15.7
10.	Don Nelson (1960-62)	72	1,522	21.2

Hawkeye Honors

Dan Bohall

Co-winner, Most Improved Award

Tony Freeman

Chris Street Award

Academic Recognition Award

Adam Haluska

Most Valuable Player

Academic Recognition Award

Honorable Mention all-America by the Associated Press

First team all-Big Ten

Academic all-American of the Year on the CoSIDA/ESPN *The Magazine* academic all-America team

Academic all-Big Ten

Semi-final candidates for the Lowe's Senior Class Award

Named to the mid-season Watch List for the Naismith Award

Named to the NABC first all-District 12 team.

Named national Player of the Week by *The Sporting News* and Big Ten Player of the Week after leading Iowa to wins over Michigan and Indiana

Named Big Ten Player of the Week after leading Iowa to wins over Georgia State and Texas Southern

Named recipient of the 2006-07 Anson Mount Scholar/Athlete Award

Named to pre-season all-Big Ten team,

One of 50 players named to the pre-season Watch List for the John R. Wooden all-America team.

Named Most Valuable Player in Iowa's Hawkeye Challenge

Justin Johnson

Named to Hawkeye Challenge all-Tournament team

Kurt Looby

Co-winner, Most Improved Award

Tyler Smith

Third team all-Big Ten

Big Ten Conference all-Freshman team

Third team Freshman all-America by Collegehoops.net

Team Impact Player Award

Named to Hawkeye Challenge all-Tournament team

Named to Paradise Jam all-Tournament team

Brett Wessels

Academic all-Big Ten

Academic Recognition Award

HALUSKA EARNS NATIONAL ACADEMIC HONOR

Adam Haluska has been named the Academic All-American of the Year on the 2007 *ESPN The Magazine* Academic All-America Division I men's basketball team, as selected by the College Sports Information Directors of America (CoSIDA).

Haluska earned first team academic all-America honors after earning third team honors as a junior. Haluska is the first men's basketball player at Iowa to earn first team honors and the first to be named Academic All-American of the Year. He is a finance and marketing major with a 3.5 grade point average.

HALUSKA ON NABC TEAM

Adam Haluska has been named to the National Association of Basketball Coaches (NABC) all-District 12 first team. The NABC selects a first and second team in each of 15 districts.

Members of the District 15 first team, along with Haluska, are Nate Funk, Creighton; Brandon Rush and Julian Wright, Kansas; and Maio Boggan, Oklahoma State.

SMITH TOP REBOUNDER

Freshman Tyler Smith averaged 4.9 rebounds per game to lead Iowa in rebounds for the season. Smith also led the Hawkeyes in steals (1.5) and ranked second in scoring (14.9) and assists (3.6).

Smith is the first Hawkeye freshman to lead the team in rebounding since 1994 when Jess Settles averaged 7.5 rebounds per game. Michael Payne, with a 6.9 average in 1982, is the only other freshman to lead Iowa in rebounding for an entire season.

IOWA ATTENDANCE IMPROVES AGAIN

Iowa drew an average of 12,196 fans for its 16 home games during the 2006-07 season. That average ranks as an improvement over each of the last two seasons, as Iowa averaged 12,006 fans a year ago. Iowa has annually ranked among the top teams in the nation in home attendance.

PURDUE TOPS IOWA IN BIG TEN TOURNAMENT

Iowa struggled with its shooting against an aggressive Purdue defense as the Boilermakers scored a 74-55 win in the first round of the Big Ten Conference Tournament.

Purdue shot 58.3% from the field in the first half, connecting on three three-point shots in the first three minutes. The Hawkeyes trailed by just three, 13-10, after seven minutes before Purdue used a 13-4 scoring run to take control. The Boilermakers led 43-30 at intermission after Iowa shot just 35.7%.

Iowa was able to close with 10 on two occasions in the second half, the last time with over 11 minutes to play. But Purdue answered that with five straight points and went on to match the point difference of the first meeting, a 78-59 Hawkeye win in Iowa City.

Purdue ended the game shooting an even 50% from the field and the Boilermakers also hit 6-11 (54.5%) three-pointers and shot 69.2% from the free throw line.

Iowa shot just 41.2% for the game, including 10% (1-10) from three-point range. Iowa, the top free throw shooting team in the Big Ten, also hit just 12-24 (50%) from the foul line. Purdue won the rebounding battle 38-29.

Freshman Tyler Smith led Iowa with 17 points and seven rebounds. Adam Haluska added 14 points and six rebounds and Kurt Looby contributed six rebounds and five blocked shots, setting an Iowa tournament record with the blocks.

Final Big Ten Standings

	Big Ten			All Games		
	W	L	PCT	W	L	PCT
Ohio State	15	1	.938	35	4	.897
Wisconsin	13	3	.813	30	6	.833
Indiana	10	6	.625	21	11	.656
Iowa	9	7	.563	17	14	.548
Purdue	9	7	.563	22	12	.647
Illinois	9	7	.563	23	12	.657
Michigan State	8	8	.500	23	12	.657
Michigan	8	8	.500	22	13	.629
Minnesota	3	13	.188	9	22	.290
Penn State	2	14	.125	11	19	.367
Northwestern	2	14	.125	13	18	.419

IOWA SETS BLOCKS RECORDS

Led by junior center Kurt Looby, the Hawkeyes set an Iowa record for the Big Ten Tournament with nine blocked shots in the quarter-final loss to Purdue. Iowa previously had seven blocked shots against Michigan in 2004 and Ohio State in 2001.

Looby tied his season-best with five blocked shots against the Boilermakers, setting an individual record for the event. Previously, Greg Brunner had four blocked shots against Michigan in 2004.

Looby had 53 blocked shots for the season, a total that ranks eighth best at Iowa for a single season.

SCORING 30 OR MORE FOR THE HAWKEYES

Iowa senior Adam Haluska scored 30 or more points in five games. Prior to this season his scoring high was 29 points in a 2006 win at Penn State. Following are some notes on Iowa players scoring 30 or more points:

- Adam Haluska is the first Iowa player to score 30 or more points in consecutive games since Roy Marble scored 30 at Michigan on March 4, 1989 and 37 at Illinois on March 8, 1989. Iowa lost both games, but Michigan won the national title that year after defeating Illinois in the national semi-finals.
- Adam Haluska is the first Iowa player to score 30 or more points more than once in a season since Andre Woolridge scored 30 or more three times during the 1996-97 season.
- Adam Haluska is the first Big Ten Conference player to record 30 or more points in consecutive league games since Minnesota's Vincent Grier had 32 points in back-to-back games vs. Wisconsin and Northwestern in February, 2005.
- The last time Iowa had any player scored 30 or more points in consecutive games came at the end of the 2000 season. Rob Griffin scored 36 points vs. Penn State in the final regular season game, Kyle Galloway scored 30 points in a win over Minnesota in the Big Ten Tournament and Dean Oliver followed with 30 points in a loss to Michigan State in the Big Ten Tournament.
- Adam Haluska is the first Iowa player to score 30 or more points in more than four games in a season since Fred Brown scored 30 or more in 10 games in 1970-71. John Johnson scored 30 or more points in 13 games during the 1969-70 Big Ten championship season.
- In the Big Ten Conference in 2007, a player scored 30 or more points 10 times. Iowa's Adam Haluska is the only Big Ten player to score over 30 points in more than one game.

HALUSKA EARNS NATIONAL HONORS

Iowa senior Adam Haluska was named national Player of the Week by *The Sporting News* and Big Ten Conference Player of the Week on Feb. 5 for his play in wins over Michigan and Indiana. Haluska averaged 25 points and 7.5 rebounds. He recorded the third double-double of his career with 17 points and 10 rebounds in the 69-62 win at Michigan.

Against Indiana he added 33 points and five rebounds in Iowa's 81-75 win. The 33 points marked a career-high in Big Ten play until he scored 34 points in a win at Minnesota. He also had eight assists against the Gophers. With one of those assists leading to a three-point basket, Haluska was responsible for 51 of Iowa's 91 points.

Haluska also earned the league honor Dec. 26 and was recognized once during the 2005-06 season.

IOWA NOTES

- Senior Adam Haluska was Iowa's 2006-07 team captain. Haluska started every game for the Hawkeyes over the past three seasons. He earned first team all-Big Ten honors in 2007, was a third team selection as a junior and was honorable mention as a sophomore. Haluska ranked among Big Ten leaders in five statistical categories, including scoring (1st), three-point field goals per game (2nd), free throw percentage (2nd), minutes per game (4th) and steals (8th).
- As a team, Iowa led the Big Ten Conference and ranked 22nd in the nation in free throw percentage, making 74.4% (448-602) of its attempts.
- In individual statistics, Adam Haluska ranked 17th nationally in scoring (20.5) and 23rd in free throw percentage (87%, 167-192). Haluska had 135 attempts in 34 games in 2006.
- Iowa completed a five-game road swing in November that saw the Hawkeyes travel nearly 8,000 miles while competing in the Paradise Jam in St. Thomas, Virgin Islands, along with playing single games at Arizona State and Virginia Tech. Iowa played in four different time zones (Atlantic, Eastern, Central, Mountain). This marks the first time since early in the 2000-01 season that Iowa has played five straight games away from home. Like this season, that five-game stretch in 2000-01 also included three games at a neutral site (Rainbow Classic). Iowa's longest consecutive road game streak under Steve Alford occurred in 1999-00 when the Hawkeyes played at Northern Iowa, Iowa State, Missouri and Drake, winning two of the four.
- Iowa shot a season-best 89.2% (33-37) from the free throw line in a win over Texas Southern. The made free throws and the free throw attempts are the most for Iowa since the Hawkeyes converted 32-42 in a home loss to Michigan State on 2/5/05. Iowa added 32-37 (86.5%) free throws in a home win over 25th-ranked Indiana.
- Iowa, in non-conference action, played seven opponents from six of the stronger leagues in the nation, including the Atlantic Coast (Virginia Tech), Big East (Villanova), Big 12 (Iowa State), Missouri Valley (Drake & Northern Iowa), Pac-10 (Arizona State) and Southeastern (Alabama).
- Senior guard Adam Haluska started all 129 games in his career, a streak that ranks as the longest in the nation among current players.
- With 18 points in Iowa's loss to Villanova, Adam Haluska became the 39th Hawkeye player to surpass 1,000 career points. Haluska scored 1,578 points to rank seventh on Iowa's career list. Haluska's point total ranks first at Iowa among players who played just three seasons. His career total, including one season at Iowa State, is 1,862.

History & Record Book Online

Iowa's History and Record Book, the supplement to the 2006-07 basketball media guide, is available online at hawkeyesports.com, the official website of the University of Iowa athletic department. After opening the Iowa website, click on Men's Basketball at the top of the page under "The Hawkeyes". Once at the basketball site, click on the History and Record Book on the right side of the page under the Stats and More heading. Copies of the History and Record Book are also available through the UI Sports Information office.

IT'S BEEN AWHILE

Iowa's 69-62 win at Michigan marks the first time the Hawkeyes have won consecutive games in Ann Arbor since winning there in 1967 and 1968. Iowa, which won at Michigan in overtime in 2005, has never won three straight in Ann Arbor. The Hawkeyes did not play at Michigan a year ago.

In the win over the Wolverines, Iowa trailed by as many as 14 points in the first half and by 11 at halftime. The rally marks the first time since a win at Ohio State on Feb. 25, 2003 that Iowa has won after trailing by 10 or more points at halftime. In that game, Iowa trailed 27-17 in Columbus before outscoring the Buckeyes 54-37 over the final 20 minutes.

Iowa followed the win at Michigan with a win at Minnesota, giving the Hawkeyes back-to-back Big Ten road wins for the first time since the final two conference road games during the 2004-05 season when they won at Michigan and at Purdue.

HAWKEYES SEEING DOUBLE-DOUBLE

Two Hawkeye players have recorded scoring and rebounding double-doubles in 2007. Senior guard Adam Haluska recorded his first double-double of the season with 17 points and 10 rebounds in a win at Michigan. Haluska recorded his first double-double at Iowa a year ago, collecting 20 points and 10 rebounds in a home win over Indiana.

Haluska has three career double-doubles, as he had 10 points and 11 rebounds in a win over Arkansas-Pine Bluff at Iowa State as a freshman.

Sophomore Cyrus Tate recorded his first career double-double with 11 points and 10 rebounds in a win over Purdue. Earlier this season Tate had 14 points and nine rebounds in a home win over Michigan State.

HAWKEYE TIDBITS

- Nine Hawkeye opponents (Alabama, Villanova, Arizona State, Drake, Illinois, Ohio State, Minnesota-second, Michigan State-second, Purdue-second) shot 50% or better from the field and Iowa was 1-8 in those games. In 34 games in 2006, Iowa allowed just three opponents to shoot as well as 50% from the field. Those were road games at Michigan State, Purdue and Minnesota, with Iowa losing two of the three. Iowa is 5-16 over the past four seasons when its opponent shoots 50% or better from the field.
- Iowa held 12 opponents to 40% or less shooting from the field, including a season low 33.9% by The Citadel and Minnesota. Iowa won 11 of the 12 games, with the only loss a two-point decision to Northern Iowa.

- Iowa recorded two wins over Minnesota, 60-49 in Iowa City and 91-78 in Minneapolis. The Gophers shot just 33.9% from the field in Iowa City, matching the **lowest** percentage for an opponent this season. Minnesota shot 63.3% in the most recent meeting, the **best** field goal percentage by an Iowa opponent.
- Iowa was 5-0 when scoring 80 points or more, 5-2 when scoring between 70-80 points, 7-7 when scoring between 60-70 points and 0-5 when scoring less than 60 points.
- Iowa was 9-2 when holding its opponent to less than 60 points, 6-3 when holding its opponent between 60-70 points and 2-10 when the opponent scored over 70 points.
- Iowa was 10-3 when collecting more assists than the opponent, 6-11 when the opponent has more assists and 1-0 when assists were even.
- Iowa was 13-8 when having fewer turnovers than its opponent and 4-6 when the opponent had fewer turnovers.
- Iowa was 9-6 when collecting more steals than its opponent, 4-7 when the opponent had more steals and 4-1 when steals were equal.
- Iowa had five players score in double figures in a home win over Purdue. Iowa had four players score in double figures in two games (Toledo & at Minnesota) and three players score in double figures in 17 games. Iowa was 1-0 when five reached double figures; 2-0 when four reached double figures; 9-8 when three scored in double figures, 4-4 with two players were in double figures and 1-2 when one scored in double figures. In 2006, Iowa had five players score in double figures in wins over Maryland-Eastern Shore and Michigan.
- Iowa was 13-4 when leading at halftime, 2-10 when trailing at intermission and 2-0 when tied at halftime.
- Iowa was 10-7 when controlling the opening tip and 7-7 when not controlling the tip.
- Iowa was 5-6 in games decided by 10 points, including a 1-5 record in games decided by five points or less.

OVERCOMING DEFICITS

The biggest deficit Iowa overcame to get a victory was 14 points, that in a 69-62 win at Michigan.

The biggest deficit overcome by an Iowa opponent was 13 points, that by Northern Iowa.

SCORING BY HALVES

Iowa outscored its opponents 967-933 in the first half and 1,154-1,102 in the second half. Iowa led at halftime in 16 games and the Hawkeyes outscored their opponent in the second half in 20 games.

HALUSKA HITS HIS FREE THROWS

Adam Haluska recorded career-high marks in free throws made (16) and attempted (18) in a win over Northwestern. Haluska made three of his first five attempts before connecting on his final 13, including all 10 in the second half.

The 16 made free throws matches the fourth best single game total in school history. The 16 made are also the most for an Iowa player since Reggie Evans made 16-22 attempts vs. Purdue on Feb. 21, 2001.

Iowa In Big Ten Statistics

Category	All Games		Big Ten	
	Stat	Rank	Stat	Rank
Free Throw %	.744	1st	.743	1st
Steals	6.8	3rd	5.8	T5th
3-Pt. Field Goal %	.361	4th	.336	7th
Ast./TO Ratio	1.1	4th	1.0	6th
Assists	14.5	5th	13.1	6th
Scoring Offense	68.4	5th	67.0	3rd
Turnover Margin	+1.6	6th	+0.3	7th
Blocked Shots	3.3	6th	2.7	7th
3-Pt. FG Per Game	6.3	T6th	5.6	9th
Field Goal %	.439	8th	.436	7th
Scoring Margin	+2.8	8th	+0.1	7th
Scoring Defense	65.6	9th	66.9	9th
Rebounding Margin	-1.0	9th	+0.4	8th
FG% Defense	.441	10th	.453	9th
3-PT FG Defense	.356	11th	.340	6th

INDIVIDUAL STATISTICS

Category	Player	All Games		Big Ten	
		Stat	Rank	Stat	Rank
Scoring	Adam Haluska	20.5	1st	21.3	1st
	Tyler Smith	14.9	8th	14.1	10th
3-pt. FG %	Justin Johnson	.455	2nd	.462	3rd
Free Throw %	Adam Haluska	.870	2nd	.858	4th
	Tyler Smith	.727	12th	.787	9th
3-pt. FG Per G.	Adam Haluska	2.9	2nd	2.8	4th
Blk. Shots	Kurt Looby	1.7	4th	1.1	T7th
Assists	Tony Freeman	3.7	7th	3.3	10th
	Tyler Smith	3.6	10th	3.9	6th
Ast./TO Ratio	Tony Freeman	1.7	10th	1.5	6th
	Tyler Smith	1.2	13th	1.4	8th
Steals	Tyler Smith	1.5	7th	1.5	5th
	Adam Haluska	1.4	8th	1.2	11th
Rebounding	Tyler Smith	4.9	19th	5.1	17th
	Adam Haluska	4.6	---	4.9	18th
	Cyrus Tate	4.4	---	4.8	19th

HOME, AWAY COMPARISONS

In its 16 home games, Iowa outscored its opponents by a 71.2-58.0 margin, shooting 44.1% from the field while holding its opponent to 38.9% shooting. Iowa held a 35.4-35.3 rebounding advantage.

In 15 games away from Carver-Hawkeye Arena (three neutral site games), Iowa was outscored 73.8-65.4. The Hawkeyes shot 43.7% from the field while opponents shot 49.5%. The opponents held a 32.8-30.7 rebounding margin.

IOWA'S STATISTICAL COMPARISONS

	All Games	Big Ten	Home Games	Away Games	IA Wins	IA Losses
Record	17-14	9-7	14-2	3-12	17-0	0-14
Pts	68.4	67.0	71.2	65.4	75.1	60.3
Opp. Pts	65.6	66.9	58.0	73.8	59.9	72.6
FG%	.439	.436	.441	.437	.464	.409
FG Def.	.441	.453	.389	.495	.399	.494
3-PT%	.361	.336	.380	.342	.403	.312
3-pt. Def.	.356	.340	.303	.417	.307	.422
FT%	.744	.743	.765	.713	.773	.688
REB	33.1	32.6	35.4	30.7	36.0	29.6
AST	14.5	13.1	15.8	13.2	16.8	11.8
TO	13.5	12.6	12.2	14.8	12.9	14.1
STL	6.8	5.8	7.6	6.0	7.4	6.1
BLK	3.3	2.7	3.8	2.7	4.1	2.4

HALUSKA EARNS NATIONAL RECOGNITION

Senior guard Adam Haluska earned national recognition for his actions on and off the floor. Following are Haluska's honors:

- Named Iowa's Most Valuable Player
- Named honorable mention all-America by the Associated Press
- Earned academic all-Big Ten honors for the third straight season
- Named first team all-Big Ten in 2007 after earning third team honors in 2006 and honorable mention recognition in 2005.
- Named the academic all-American of the Year on the CoSIDA/*ESPN The Magazine* academic all-America team. He is the first Hawkeye basketball player to earn first team academic all-America honors.
- One of 30 players named to the mid-season Watch List for the Naismith Award, which goes each year to the national Player of the Year.
- One of 10 semi-final candidates for the Lowe's Senior Class Award.
- Named to the NABC first all-District 12 team.
- Named national Player of the Week by *The Sporting News* and Big Ten Player of the Week after leading Iowa to wins over Michigan and Indiana. After scoring 16 points in a loss to Wisconsin to start the week, Haluska had 17 points and 10 rebounds for his third career double-double in the win at Michigan. Haluska led Iowa in a win over 25th-Indiana, collecting 33 points, five rebounds and two steals.
- Named recipient of the 2006-07 Anson Mount Scholar/Athlete Award. The award is presented by Playboy Magazine and recognizes a student-athlete who excels in the classroom and on the court. The magazine will donate \$5,000 to the University of Iowa general scholarship fund.
- Named to pre-season all-Big Ten team, as selected by vote of media representatives attending Big Ten Conference Basketball Media Day.
- One of 50 players named to the pre-season Watch List for the John R. Wooden all-America team.
- Named Most Valuable Player in Iowa's Hawkeye Challenge, collecting 31 points, nine rebounds and nine assists in the title game. He had eight points, five rebounds, four rebounds and three steals in an opening round win over Texas-Pan American.

Hawkeyes Add Three Recruits

Iowa basketball has signed three recruits, all high school seniors, to join the program next season.

Those players include guard Jake Kelly from Carmel HS in Carmel, IN, forward Jarryd Cole from Winnetonka HS in Kansas City, MO and guard Jeff Peterson from DeMatha HS in Hyattsville, MD

Cole (6-7, 240), a native of Gladstone, MO, averaged 19.1 points, 13.7 rebounds and 5.8 blocked shots per game as a senior at Winnetonka HS. He earned first team all-state honors (coaches) as a senior and was conference MVP. He was a three-time all-Metro selection in the Kansas City area.

Kelly (6-5, 175) averaged 13.7 points and 2.9 rebounds as a senior. He earned first team all-conference honors as a senior and was named to the Indiana Junior all-Stars as a junior.

Peterson (6-0, 190) earned first team all-conference honors as a senior and was honorable mention all-Metro in the Washington, DC area. He averaged 13.5 points and 8.7 assists per game as a senior at one of the top high school basketball programs in the nation.

- Named Big Ten Player of the Week after averaging 28.5 points per game in two Iowa wins. He shot 57.1% from the field, 50% from three-point range and 90% from the free throw line in wins over Georgia State and Texas Southern.
- Named Iowa's Chevrolet Player of the Game (16 points, seven rebounds, four assists) during CBS telecast of Wisconsin game in Iowa City.

Haluska earned third team academic all-America honors last season and is a two-time academic all-Big Ten honoree. He earned third team all-Big Ten honors as a junior after averaging 13.9 points and 4.7 rebounds per game and he was honorable mention as a sophomore. He ranks among Iowa's season and career leaders in three-point field goals and three point attempts:

Three-Point Field Goals, Season

1. 117, Chris Kingsbury, 1995
2. 92, Luke Recker, 2002
3. **90, Adam Haluska, 2007**
- 86, Jeff Horner, 2005
5. 74, Kent McCausland, 1998
6. 71, Jeff Moe, 1988
7. 70, Jeff Horner, 2006
- 70, Kent McCausland, 1997
9. 65, Jeff Horner, 2004
- 65, Dean Oliver, 2001
- 65, Chris Kingsbury, 1996

Three-Point Field Goal Attempts, Season

1. 297, Chris Kingsbury, 1995
2. **248, Adam Haluska, 2007**
3. 223, Luke Recker, 2002
4. 211, Jeff Horner, 2005
- 211, Chris Kingsbury, 1996
6. 201, Jeff Horner, 2006
7. **185, Adam Haluska, 2006**
8. 179, Dean Oliver, 2001
9. 178, Brody Boyd, 2003
- 178, Jeff Moe, 1988

Three-Point Field Goals, Career

1. 262, Jeff Horner, 2003-06
2. 226, Chris Kingsbury, 1994-96
3. 214, Kent McCausland, 1996-99
- 4. 212, Adam Haluska, 2005-07**
5. 193, Brody Boyd, 2001-04
6. 161, Dean Oliver, 1998-01
7. 139, Luke Recker, 2001-02
8. 136, B.J. Armstrong, 1986-89
9. 131, Jeff Moe, 1985-88
10. 121, Jim Bartels, 1991-95

Three-Point Field Goal Attempts, Career

1. 713, Jeff Horner, 2003-06
2. 645, Chris Kingsbury, 1994-96
- 3. 582, Adam Haluska, 2005-07**
4. 544, Brody Boyd, 2001-04
5. 472, Kent McCausland, 1996-99
6. 465, Dean Oliver, 1998-01
7. 374, James Moses, 1989-92
8. 332, Luke Recker, 2001-02
9. 324, Jim Bartels, 1991-95
10. 321, Jess Settles, 1994-99

REACHING DOUBLE FIGURES

Following are Iowa's number of double figure games in scoring and rebounding, both for the 2006-07 season and for their career:

	Points		Rebounds	
	'06-07	Career	'06-07	Career
Tony Freeman	12	13	0	0
Seth Gorney	5	6	0	0
Adam Haluska	28	97	2	2
Mike Henderson	4	18	0	0
Justin Johnson	4	4	0	0
Kurt Looby	2	2	2	2
Tyler Smith	25	25	0	0
Cyrus Tate	3	3	2	2

IOWA RECORD BY CONFERENCE

Iowa, in non-conference action, played one team each from the Atlantic Coast, Big East, Big 12, Ivy League, Mid-American, Mid-Eastern, Pac-10, Southern, Southeastern and Southwestern Athletic conferences, two teams from the Missouri Valley and one independent. Following is a breakdown of Iowa's record by conference:

Atlantic Coast	0-1	Mid-Eastern	1-0
Big East	0-1	Missouri Valley	0-2
Big Ten	9-8	Pacific 10	0-1
Big 12	1-0	Southern	1-0
Colonial Athletic	1-0	Southeastern	0-1
Ivy League	1-0	Southwestern Ath.	1-0
Mid-American	1-0	Independent	1-0

CRUNCH TIME FREE THROWS

Iowa was 42-55 from the free throw line in the final four minutes of its 11 games that were decided by 10 points or less. Iowa's opponents in those games made 50-73 free throw attempts in the final four minutes. Iowa was 5-6 in games decided by 10 points or less.

Following are Iowa's individual attempts:

Tyler Smith	13-14	.929
Adam Haluska	11-13	.846
Mike Henderson	12-15	.800
Kurt Looby	3-4	.750
Tony Freeman	3-4	.750
Seth Gorney	0-2	.000
Cyrus Tate	0-3	.000
Iowa	42-55	.764
Opponents	50-73	.685

IOWA VS. RANKED TEAMS

These are Iowa's most recent wins vs. nationally ranked opponents:

At Home:	81-75 over 25th-ranked Indiana, 2/3/07
	62-60 over 24th-ranked Mich. State, 1/4/06
On the Road:	70-67 over 21st-ranked Indiana, 2/11/06
Neutral Court:	67-60 over 7th-ranked Ohio State, 3/12/06
	In semi-finals of Big Ten Tournament

HALUSKA OVER 1,800 POINTS

Senior guard Adam Haluska ranks as Iowa's most honored player, both on the court and off. He earned first team all-Big Ten honors in 2007 and was named the Division I academic all-American of the Year. Haluska is a three-time academic all-Big Ten honoree and a two-time academic all-American. He was named Iowa's 2007 Most Valuable Player.

Haluska scored 20 or more points in 17 games, including nine of 16 Big Ten games and 13 of the last 20. He scored 30 points or more in five games, including Georgia State (36), Coppin State (31), Indiana (33), Minnesota (34) and Penn State (30) and he had 29 in a win over Northwestern.

Haluska ranks seventh in career scoring with 1,578 points in his three years at Iowa. His career total is 1,862.

Against Cornell, he scored 29 points while connecting on 10-13 field goal attempts, including 6-9 three-pointers. He made all seven of his field goal attempts in the second half and ended the game hitting nine straight overall, including his last five three-pointers. He made 10-14 attempts in a win at Minnesota, including 6-10 treys.

Other highlights include 25 points at Illinois, including 12 straight free throw attempts. He made as many as 21 consecutive free throw attempts and had two streaks of 18 in a row. He shot 87% from the foul line for the year.

He collected his third career double-double with 17 points and 10 rebounds in a win at Michigan. Haluska led Iowa with 33 points in a home win over Indiana, scoring a career-high in Big Ten play.

Haluska made 64-185 three-point field goals in 34 games in 2006 and 90-248 in 2007. He ranks third in career three-point attempts (582) and fourth in three-point field goals (212).

Haluska started all 129 games in his career. His consecutive starts streak ranks as the longest in the nation among all Division I players, according to STATS -- Chicago.

HENDERSON NUMBERS IMPROVED

Guard Mike Henderson played a key role in Iowa's 2006 success, improving his numbers in several categories from his sophomore season while earning the team "Most Improved Award".

Henderson missed the first seven games of 2007 with a hand injury before returning to action. Henderson suffered a fracture to the pinkie finger on his right hand and underwent surgery two days later. Henderson had the cast removed Nov. 27 before playing eight minutes vs. Coppin State and 11 minutes vs. Northern Iowa.

He scored eight points in 15 minutes in the win over Iowa State and played 26 minutes at Drake in working his way back. He returned to the starting line-up in a win over Georgia State and Iowa won seven of 11 games with Henderson in the starting line-up. He scored eight points while collecting a career-best nine assists in a season-best 30 minutes of action vs. Georgia State. He added nine assists in a win over Texas Southern and six points.

Henderson connected on 5-6 free throws in the final 40 seconds to secure a home win over Michigan State. He scored a season-high 12 points in a win over Penn State and added three assists, two steals and just one turnover in 32 minutes. Henderson connected on 3-4 free throws in the final two minutes of a win over Indiana and collected five assists. At Minnesota he scored 11 points, hitting four of six field goals. He scored 10 points (4-5 FGs) and had four assists in a home win over Purdue.

In a 60-53 win over Illinois, Henderson scored Iowa's final five points in the last minute of action, including connecting on three straight free throw attempts.

Henderson started all 34 games as a junior, averaging 7.6 points and 3.9 rebounds. He earned the team "Most Improved Award" at the conclusion of the season.

As a junior Henderson scored in double figures in 11 games. He matched a career-high with 17 points in a win at Purdue and scored 16 points vs. Michigan State in the Big Ten Tournament and in a home win over Penn State. Henderson added 15 points and seven rebounds in an early season win over ninth-ranked Kentucky as Iowa was 11-0 when he scored in double figures.

FREEMAN SOLID IN GUARD COURT

Guard Tony Freeman enjoyed a consistent sophomore season while starting 16 games. He was honored at the conclusion of the season with the 2007 Chris Street award.

He began the season with a career-high 11 assists and six rebounds in the opening game. He led the team lead in assists (3.7) and ranked third in scoring (7.5).

Freeman had 16 points vs. Alabama and 11 points vs. Virginia Tech. He added a career-best nine rebounds in a home win over Minnesota and eight rebounds in a win over Toledo. He had 11 points vs. Northern Iowa and Iowa State.

He played a solid all-around game in Iowa's win at Michigan, collecting 14 points and seven rebounds, including a key three-point play in the final minute to secure the win. He added 11 points and six assists in the win at Minnesota, six assists vs. Northwestern, 14 points in a key win over Purdue and 11 points and five assists at Penn State.

Hy-Vee Cy-Hawk Series

Iowa has clinched the third annual Hy-Vee Cy-Hawk Series 13-8. Iowa was victorious in women's soccer (1-0, OT), football (27-17), wrestling (24-6), men's basketball (77-59), women's swimming and diving (181.5-117.5) and softball (2-1). Iowa State won volleyball (3-2), women's basketball (80-74) and both women's gymnastics meets.

The University of Iowa captured the inaugural Cy-Hawk Series in 2005 registering a 13-8 margin of victory. Iowa State evened the competition with its 13-8 triumph in 2006.

The nine-sport series awards two points (except football, which is worth three) to the winning school in each head-to-head match-up. Additionally, two points are awarded to an institution if the graduation rate of its student-athletes is greater than the national average as reported each fall by the NCAA. Iowa has earned the academic points in both 2005 and 2006. Iowa garnered a 69% graduation rate in 2005, which was seven points higher than the national average of 62 percent.

For the first time in three years, volleyball was added to the competitive slate between the two schools.

A commemorative Hy-Vee Cy-Hawk Series Cup is displayed on the winning team's campus for an entire year after a victory. Replica cups are also presented as "traveling trophies" for individual victorious teams in the head-to-head competition.

Here are the Hy-Vee Cy-Hawk Series results for 2006-07:

Date	Event	Site/Result
8/26	Volleyball (2 points)	L, 3-2
9/12	Soccer (2 points)	W, 1-0 (OT)
9/16	Football (3 points)	W, 27-17
11/30	Women's Basketball (2 points)	L, 80-74
12/3	Wrestling (2 points)	W, 24-6
12/8	Men's Basketball (2 points)	W, 77-59
12/8	Women's Swim. & Diving (2 pts.)	W, 181.5-117.5
3/4	Women's Gymnastics (2 points)	L, 195.325-194.275
3/23	Women's Gymnastics (2 points)	L, 196.75-194.45
4/3	Softball (2 points)	W, 2-1

Freeman connected on two three-point baskets late in the win over Illinois, first breaking a 49-49 tie and then expanding Iowa's advantage to 55-49. He had 13 points and five assists vs. the Fighting Illini and 11 points and three assists in the Big Ten Tournament vs. Purdue.

JOHNSON A THREE-POINT THREAT

Junior guard Justin Johnson made his mark in his first season with the Hawkeye program, as he ranked second in the Big Ten in three-point field goal percentage for the entire season and third in Big Ten games only. Johnson started seven games, averaging 5.5 points and 2.3 rebounds per game while shooting 45.5% (45-99) from three-point range. In Big Ten games he shot 46.2% from three-point range.

Johnson, who did not attempt a free throw in Iowa's first 11 games, made 15-21 (71.4%) of his attempts this season. He scored 12 points at Drake (4-5 treys) and 11 (3-3 three-pointers) at Illinois and had a career-best eight rebounds in a home win over Minnesota.

Johnson contributed nine points and six rebounds at Virginia Tech and he led the team with 14 points and five rebounds in a win over Texas-Pan American. He added 13 points, five rebounds and four assists in Iowa's win over Coppin State and was named to the Hawkeye Challenge all-tournament team.

A STITCH IN TIME

Junior Justin Johnson led the team in stitches. Johnson was cut above the right eye in the late stages of the game at Drake and had to get three stitches.

Freshman Tyler Smith had two stitches after suffering a cut during Iowa's win over Coppin State in the Hawkeye Challenge. Junior center Seth Gorney was injured in the loss at Ohio State, missing the second half after requiring two stitches to the bridge of his nose.

Senior Mike Henderson missed the first seven games of the season with a fractured pinkie finger on his right hand. Smith suffered a dislocated pinkie finger on his right hand in a loss at Wisconsin, but played the majority of the second half after suffering the injury late in the first half.

LOOBY HITS THE BOARDS

After sitting out last season as a redshirt, junior Kurt Looby proved his hard work from a year ago paid dividends.

Looby shared the team "Most Improved Award" at the conclusion of the season. His 53 blocked shots ranks eighth best at Iowa for a single season and his five blocked shots vs. Purdue set an Iowa record for the Big Ten Tournament.

Looby led Iowa with 14 rebounds in the win over The Citadel in his first game. After playing just two minutes in the first half against Toledo, he ended the game with 13 points and nine rebounds, all in the second half. Looby added 13 points, seven rebounds and three blocked shots vs. Villanova.

Looby had 12 rebounds to go with six points, four blocked shots and two steals in the win over Georgia State and he led the team with six rebounds and two blocks in a win over Texas Southern. He led the team with six rebounds in a win over Iowa State and added five points and two steals. He collected five points, six rebounds and two steals in a win over Northwestern and added seven rebounds and five blocked shots in a win over Illinois. Looby set an Iowa tournament record with five blocked shots vs. Purdue and he also had six rebounds. His 53 blocked shots this season rank eighth best at Iowa for a single season.

Looby averaged 4.6 rebounds and 1.7 blocked shots and scored 3.8 points per game. He also had five blocked shots in a win over Cornell.

GORNEY ADDS TO THE MIDDLE

Junior center Seth Gorney started for the first time in his career against The Citadel and responded with 10 points, two rebounds and three steals. Gorney added 10 points (4-6 FGs) and five rebounds vs. Toledo and he had 10 points and three assists in the loss to Alabama.

Gorney scored 10 points vs. Texas Southern and a career-best 12 points at Indiana. Gorney hit 5-7 field goals at Indiana and grabbed five rebounds.

He averaged 5.4 points and 3.8 rebounds per game while shooting 57.5% from the field and 72.7% from the free throw line.

TATE ON TARGET IN FIRST SEASON

Sophomore forward Cyrus Tate connected on 6-7 field goal attempts to score 13 points vs. The Citadel in his first action as a Hawkeye. It was more of the same in Iowa's win over Toledo as Tate hit 3-5 field goals and 3-4 free throws, collecting nine points, seven rebounds and two steals in 18 minutes.

Tate came up big in the first Big Ten game of his career in Iowa's win over Michigan State. He scored a season-best 14 points (6-7 field goals) and matched his season-high with nine rebounds. Tate added a career-high 10 rebounds against Wisconsin and also had six points and two assists. He led Iowa with seven rebounds in wins over Northwestern and Illinois. Tate recorded his first career double-double with 11 points and 10 rebounds in a home win over Purdue and he added a career-best three steals.

Tate averaged 4.2 points and 4.4 rebounds per game, shooting 46.2% from the field and 66% from the free throw line.

LEADING THE TEAM

Following is the number of times a player led Iowa in scoring, rebounding, assists and steals. If two or more players tied for the team lead, all have been credited for that game:

Player	Scoring	Rebounding	Assists	Steals
J.R. Angle		1		1
Tony Freeman		1	14	7
Seth Gorney		2		2
Adam Haluska	22	5	5	11
Mike Henderson			3	6
Justin Johnson	1	2		2
Kurt Looby		9		4
Tyler Smith	8	10	12	17
Cyrus Tate		8		1

STARTING LINE-UPS

Iowa used nine starting line-ups throughout the 2006-07. Iowa used just two different starting line-ups in 2005-06, and that was for just four games when Jeff Horner was out of action with an injury. Following is Iowa's record by line-up, with the most recent starting unit in bold:

Smith, Tate, Gorney, Haluska, Henderson (GSU, TSU, COR, MSU, at ILL, MINN, PSU, WIS)	6-2
Smith, Tate, Looby, Freeman, Haluska (IND, at MINN, at WISC, NW, at MSU, PUR, at PSU, ILL, PUR)	5-4
Looby, Gorney, Haluska, Freeman, Johnson (Citadel, Toledo)	2-0
Smith, Tate, Looby, Haluska, Henderson (at MICH)	1-0
Angle, Gorney, Haluska, Freeman, Smith (ISU, Drake)	1-1
Looby, Tate, Smith, Haluska, Johnson (VA Tech, UTPA, CSU, UNI)	2-2
Smith, Johnson, Gorney, Haluska, Henderson (at IND)	0-1
Smith, Gorney, Freeman, Haluska, Henderson (at OSU)	0-1
Looby, Gorney, Smith, Haluska, Freeman (Ala, Vill, ASU)	0-3

IOWA FROM THE FREE THROW LINE

Iowa made at least 80% of its free throws in eight games and at least 70% of its free throws in 15 games, with a season-best 89.2% (33-37) vs. Texas Southern. Iowa posted a 14-9 record when shooting at least 70% from the free throw line. Following is Iowa's won-loss breakdown based on free throw percentage:

Iowa FT%	W-L	Iowa FT%	W-L
Under 50%	0-1	70-79%	9-6
50-59%	0-2	80-89%	5-3
60-69%	3-2	90-100%	0-0

OFF THE BENCH

The Iowa reserves averaged 17 points and 9.2 rebounds per game, compared to 15.5 points and 8.4 rebounds by the opponent reserves.

Iowa was 10-6 when the reserves outscored the opponent's reserves and 7-8 when the opponent reserves scored more points.

Iowa was 13-6 when the Hawkeye reserves had more rebounds than the opponent reserves and 4-8 when the opponent reserves had more rebounds. Following is a game-by-game comparison with opponents:

Opponent	Iowa		Opponent	
	Pts.	Rebs.	Pts.	Rebs.
The Citadel	19	8	35	9
Toledo (n)	40	15	12	8
Alabama (n)	11	10	2	6
Villanova (n)	8	5	35	14
at Arizona State	17	9	10	4
at Virginia Tech	15	8	20	7
TX-Pan American	18	10	12	8
Coppin State	17	8	10	5
Northern Iowa	21	13	4	7
Iowa State	21	10	28	12
at Drake	16	1	20	11
Georgia State	32	25	26	16
TX Southern	18	13	25	11
Cornell	8	13	10	8
Mich. State	14	5	16	7
at Illinois	21	6	9	11
Minnesota	7	21	2	8
at Indiana	5	9	8	5
at Ohio State	9	7	24	9
Penn State	20	10	17	9
Wisconsin	9	9	12	10
at Michigan	26	9	8	6
Indiana	18	11	25	9
at Minnesota	23	5	18	3
at Wisconsin	19	6	15	11
Northwestern	12	11	13	8
at Mich. State	24	7	28	18
Purdue	20	7	7	9
at Penn State	15	5	6	3
Illinois	16	7	2	4
Purdue (n)	8	1	25	5
Totals	526	284	482	261
Average	17.0	9.2	15.5	8.4

IOWA WINS HAWKEYE CHALLENGE

Iowa once again claimed the title of its own Hawkeye Challenge, defeating Texas-Pan American 62-46 in the first round and Coppin State 83-67 in the title game. Iowa has won its own invitational 24 times in the 25 year history of the event.

Senior guard Adam Haluska claimed Most Valuable Player honors, while junior Justin Johnson and freshman Tyler Smith were also named to the all-tournament team.

IOWA PROGRAM REACHES 1,400 WINS

The Iowa basketball program reached 1,400 wins (now at 1,438) with a 79-46 victory over Texas-San Antonio on Nov. 26, 2005. Iowa is one of 37 NCAA Division I programs with as many as 1,400 wins. Iowa's basketball history includes 73 winning seasons and 24 years in which the Hawkeyes have won 20 or more games. Iowa (with 22) is one of 31 programs to earn more than 20 invitations into the NCAA Tournament.

ANOTHER STRONG SCHEDULE

Playing five of its first six games on the road, Iowa again faced a demanding schedule in 2006-07. After opening the season at home, Iowa participated in the Paradise Jam, defeating Toledo before falling to Alabama and Villanova.

Iowa also played at Arizona State and Virginia Tech in November. The in-state series included home dates with Northern Iowa and Iowa State and a visit to Drake.

Alabama was ranked 10th at the time of its win over Iowa, while Villanova and Virginia Tech were listed among teams receiving votes in the early season rankings.

NO THREE-POINTERS

Since the three-point shot became part of the college game, Iowa has played 14 games in which it has failed to make a three-point attempt. Iowa had made at least one three-point basket in 53 straight games before missing all five attempts in a 71-61 home win over Purdue in 2004. Iowa's current streak includes at least one three-point basket in 118 straight games.

Following is a list of games in which Iowa did not make a three-point basket (11-3 record). During the 1982-83 season, when the three-point shot was first added, the number of three-point attempts in some games is unavailable.

Date	Opponent	3-pt.	Result
1/7/04	Purdue	0-5	W, 71-61
2/13/02	Penn State	0-9	L, 65-71
12/8/92	Northern Iowa	0-5	W, 64-44
12/6/91	Army	0-8	W, 74-39
12/12/88	Jackson State	0-3	W, 86-71
12/19/87	Iowa State	0-7	L, 100-102
2/10/83	Purdue	0-1	W, 55-46
12/29/82	Seton Hall	0	W, 85-63
12/28/82	James Madison	0	W, 55-47
12/18/82	UCLA	0	L, 66-75
12/11/82	Southern Cal	0	W, 66-55
12/8/82	Marquette	0	W, 87-66
12/3/82	Navy	0	W, 76-65
11/27/82	Brigham Young	0	W, 91-80

IOWA ON THE TUBE

Nearly every Iowa game throughout the 2006-07 season was televised, with the only exception being the first round of the Paradise Jam in November. Fox Sports televised the semi-finals and third place game of the eight-team tournament.

The majority of Iowa's non-conference games were televised on ESPN Regional. Games at Drake, Virginia Tech and Penn State were on ESPNU. The contest at Arizona State was on Fox Sports.

During the Big Ten season, Iowa games vs. Michigan State, Indiana (twice) and at Wisconsin were televised on ESPN. Iowa's home game with Wisconsin was on CBS. All other conference games were on ESPN Regional, while several conference games were televised throughout the Big Ten Conference viewing area as part of the Big Ten regional network agreement with ESPN.

IOWA AT NEUTRAL SITES

Iowa was 1-3 in neutral site games this season, playing three games in the Paradise Jam in November and one game in the Big Ten Conference Tournament.

Iowa played six neutral site games in 2005-06, posting a 4-2 record. The Hawkeyes split neutral site games in the Guardians Classic, defeating ninth-ranked Kentucky in the semi-finals before falling to second-ranked Texas in the title game.

Iowa won three straight neutral site games at Conseco Fieldhouse in Indianapolis to claim the 2006 Big Ten Tournament title before falling in the first round of the NCAA Tournament at The Palace of Auburn Hills in Auburn Hills, MI.

IOWA IN TOURNAMENT PLAY

Iowa has fared well while taking part in regular-season tournaments over the past 24 years. In that time Iowa has won the Great Alaska Shootout (1986-87), the Cal-Irvine Ant eater Classic (1986-87), the Maui Classic (1987-88), the San Juan Thanksgiving Shootout (1992-93), the San Juan Christmas Shootout (1997-98), the Big Ten Conference Tournament in 2001 and 2006 and its own invitational 24 times.

In addition, Iowa was runner-up in the 1985-86 Far West Classic, the 1987-88 All-College Tournament, the 1988-89 Chaminade Classic, the 1991-92 Tampa Tribune Holiday Invitational, the 1994-95 Rainbow Classic, the 1995-96 Great Alaska Shootout, the 1999-00 Coaches vs. Cancer Classic, the 2001-02 Guardians Classic, the 2005-06 Guardians Classic, the 2002 Big Ten Conference Tournament and the 2004 Maui Invitational.

IOWA IN THE NCAA TOURNAMENT

Iowa made its 22nd appearance in the NCAA Tournament in 2006, falling to Northwestern State in the opening round at The Palace of Auburn Hills. Iowa earned the Big Ten Conference's automatic bid by virtue of claiming the league's tournament title.

The Hawkeyes hold an overall record of 27-24 in the tournament, advancing to the Final Four in 1955 (fourth), 1956 (second) and 1980 (fourth). Iowa reached the regional championship in 1987 and lost in the regional semi-final in 1988 and 1999.


IOWA INFORMATION ON THE WEB

Iowa basketball information is available on the University of Iowa's web site, hawkeyesports.com. Once you have entered the web site, you may obtain biographical information on Iowa players and coaches, game notes, game stories and box scores from all games throughout the season, plus team and individual cumulative stats and a pdf version of Iowa's History and Record book.

Members of the media who wish to have this information forwarded via e-mail throughout the season may do so by contacting the Iowa Sports Information office with your e-mail address.

**3 - - Drew Adams, G, 6-1, 185, Sophomore, Bloomington, IN (Florida CC)*

- Two points and one rebound in win over The Citadel
- Played one season at Florida Community College
- Averaged 14 points and four assists per game
- Shot 40% from three point range and 84% from the free throw line
- Earned first team all-conference, all-area and all-sectional honors as a prep senior
- Holds school record for three-point percentage (49.5%) in a season and ranks second in career three-point percentage (44.5%)
- Ranks among top five in career free throw percentage (80%)
- Team captain and MVP as a senior
- Averaged 14 points and 2.5 assists as a senior, helping team post 17-4 overall record
- Member of AAU team that won six state championships and finished second in the nation.



Adams, Game-by-Game

Opp.	S	FG	3-PT	FT	O-D-RE	PF	TP	A	T	B	S	M
The Citadel	N	1-1	0-0	0-0	1-0-1	1	2	0	0	0	0	2
Toledo (n)					DNP							
Alabama (n)					DNP							
Villanova (n)	N	0-0	0-0	0-0	0-0-0	0	0	0	0	0	0	2
at AZ State					DNP							
at VA Tech					DNP							
TX-Pan Am.					DNP							
Coppin State					DNP							
Northern IA					DNP							
IA State	N	0-0	0-0	0-0	0-0-0	0	0	0	0	0	0	1
at Drake					DNP							
GA State	N	0-1	0-0	0-0	0-1-1	0	0	0	1	0	0	2
TX Southern	N	0-1	0-0	0-0	0-0-0	0	0	1	0	0	0	2
Cornell					DNP							
Mich. State					DNP							
at Illinois					DNP							
Minnesota					DNP							
at Indiana					DNP							
at Ohio State					DNP							
Penn State					DNP							
Wisconsin					DNP							
at Michigan					DNP							
Indiana					DNP							
at Minnesota					DNP							
at Wisconsin					DNP							
Northwestern					DNP							
at Mich. State	N	0-0	0-0	0-0	0-0-0	0	0	0	0	0	0	2
Purdue					DNP							
at Penn State					DNP							
Illinois					DNP							
Purdue (n)					DNP							

Career Bests

- Points:** 2 vs. The Citadel, 11/13/06
Rebounds: 1, twice, last vs. Georgia State, 12/20/06
FGM: 1 vs. The Citadel, 11/13/06
FGA: 1, twice, last vs. Georgia State, 12/20/06
FTM:
FTA:
Assists: 1 vs. Texas Southern, 12/23/06
Steals:
Blocks:
Minutes: 2, five times, last at Michigan State, 2/17/07

Career Statistics

YEAR	G/GS	FG-A	PCT	3-PT	PCT	FT-A	PCT	O-D-RB	AVG	PF-DI	AS	TO	BK	ST	PTS	AVG
Soph.	6/0	1-3	.333	0-0	.000	0-0	.000	1-1-2	0.3	1-0	1	1	0	0	2	0.3

**4 - - J.R. Angle, G/F, 6-7, 200, Sophomore, Franklin, IN (Indian Creek HS)*

- Career-high two assists in win over Purdue
- Three points and one rebound at Michigan State
- Three points and one assist in win at Minnesota
- Four points in win over Michigan State
- Two points and two rebounds in win over Texas Southern
- Four points, two rebounds and two steals in win over Georgia State
- Five points and four rebounds in first career start against Iowa State
- Two points against Northern Iowa
- Career-high eight points and two rebounds in win over Coppin State
- Career-high five rebounds in win over Texas-Pan American
- Tied career-high with five points at Arizona State
- Career-high five points vs. Villanova
- Three rebounds and one steal vs. Alabama in career-best 16 minutes
- Two points and two rebounds in win over The Citadel
- Six points and eight rebounds in Black and Gold Blowout
- Used redshirt and did not see action in 2005-06
- Saw action in 11 games in 2005, with no starts



Angle, Game-by-Game

Opp.	S	FG	3-PT	FT	O-D-RE	PF	TP	A	T	B	S	M
The Citadel	N	1-2	0-0	0-0	1-1-2	0	2	0	0	0	0	7
Toledo (n)	N	0-1	0-0	0-0	0-1-1	1	0	0	1	0	0	7
Alabama (n)	N	0-2	0-0	0-0	2-1-3	2	0	0	2	0	1	16
Villanova (n)	N	2-2	1-1	0-0	0-0-0	1	5	0	0	0	0	4
at AZ State	N	2-4	1-2	0-0	1-0-1	0	5	0	0	0	0	12
at VA Tech	N	0-1	0-0	0-0	1-0-1	4	0	0	1	0	0	3
TX-Pan Am.	N	0-1	0-1	0-0	1-4-5	1	0	1	0	0	0	12
Coppin State	N	3-4	0-0	2-2	1-1-2	2	8	1	0	0	0	13
Northern IA	N	0-1	0-1	2-2	0-0-0	1	2	0	0	0	1	11
IA State	Y	2-2	1-1	0-0	0-2-2	4	5	0	1	0	1	15
at Drake	Y	0-2	0-0	0-0	0-1-1	3	0	1	1	0	0	18
GA State	N	2-2	0-0	0-0	1-1-2	3	4	0	0	0	2	12
TX Southern	N	1-2	0-1	0-0	0-2-2	0	2	0	0	0	0	10
Cornell	N	0-0	0-0	2-2	0-1-1	2	2	1	1	0	0	8
Mich. State	N	2-4	0-0	0-0	0-0-0	0	4	0	0	0	0	7
at Illinois	N	0-1	0-1	0-0	0-0-0	0	0	0	0	0	0	6
Minnesota	N	0-0	0-0	0-0	0-0-0	0	0	0	0	0	0	1
at Indiana	N	0-0	0-0	0-0	1-0-1	0	0	0	0	0	0	3
at Ohio State	N	0-3	0-0	0-0	0-0-0	2	0	0	0	0	0	6
Penn State	N	0-0	0-0	0-0	0-0-0	1	0	1	0	0	0	3
Wisconsin	N	0-0	0-0	0-0	0-1-1	1	0	0	0	0	0	5
at Michigan	N	0-0	0-0	0-0	0-0-0	2	0	0	1	0	0	2
Indiana	N	0-0	0-0	0-0	0-0-0	0	0	0	0	0	0	1
at Minnesota	N	1-1	1-1	0-0	0-1-1	0	3	1	0	0	0	7
at Wisconsin					DNP							
Northwestern	N	0-0	0-0	0-0	0-0-0	0	0	1	0	0	0	3
at Mich. State	N	0-0	0-0	3-4	0-1-1	0	3	0	0	0	0	5
Purdue	N	0-0	0-0	0-0	0-1-1	1	0	2	1	0	0	6
at Penn State					DNP							
Illinois					DNP							
Purdue (n)	N	1-1	0-0	0-0	0-0-0	0	2	0	0	0	0	3

Career Bests

- Points:** 8 vs. Coppin State, 12/2/06
Rebounds: 5 vs. Texas-Pan American, 12/1/06
FGM: 3 vs. Coppin State, 12/2/06
FGA: 4, twice, last vs. Coppin State, 12/2/06
FTM: 3 at Michigan State, 2/17/07
FTA: 4 at Michigan State, 2/17/07
Assists: 2 vs. Purdue, 2/21/07
Steals: 2 vs. Georgia State, 12/20/06
Blocks:
Minutes: 18 at Drake, 12/16/06

Career Statistics

YEAR	G/GS	FG-A	PCT	3-PT	PCT	FT-A	PCT	O-D-RB	AVG	PF-DI	AS	TO	BK	ST	PTS	AVG
Fresh.	11/0	4-11	.364	2-5	.400	0-0	.000	1-5-6	0.5	2-0	1	6	0	0	10	0.9
Soph.	28/2	17-36	.472	4-9	.444	9-10	.900	9-19-28	1.0	31-0	9	9	0	5	47	1.7
Career	39/2	21-47	.447	6-14	.429	9-10	.900	10-24-34	0.9	33-0	10	15	0	5	57	1.5

15 -- Dan Bohall, G, 6-4, 193, Freshman, Sioux City, IA (East HS)

- Co-winner of 2007 Most Improved Award
- Two points in win over Purdue
- Two points and a steal at Michigan State
- One steal in win over The Citadel
- One rebound, one assist and one block in exhibition win over Buena Vista
- Six points in Black and Gold Blowout
- Used redshirt and did not see action in 2005-06
- Earned first team all-state honors as a junior and senior
- Two-time first team all-conference and all-district selection
- Named to all-Tournament team at state tournament after helping East place second in state as a senior
- Team captain and MVP as a junior and senior, helping team post 21-4 record in final season
- Averaged 21.6 points, 6.4 rebounds and 4.5 assists per game as a senior, shooting 56% from the field and 79% from the free throw line



Bohall, Game-by-Game

Opp.	S	FG	3-PT	FT	O-D-RE	PF	TP	A	T	B	S	M
The Citadel	N	0-1	0-0	0-0	0-0-0	1	0	0	0	0	1	2
Toledo (n)					DNP							
Alabama (n)	N	0-0	0-0	0-0	0-0-0	1	0	0	0	0	0	1
Villanova (n)	N	0-1	0-1	0-0	0-0-0	1	0	0	0	0	0	2
at AZ State					DNP							
at VA Tech					DNP							
TX-Pan Am.	N	0-0	0-0	0-2	0-0-0	0	0	0	0	0	0	1
Coppin State					DNP							
Northern IA					DNP							
IA State	N	0-0	0-0	0-0	0-0-0	0	0	0	0	0	0	2
at Drake					DNP							
GA State	N	0-0	0-0	0-0	0-0-0	0	0	0	0	0	0	4
TX Southern	N	0-2	0-0	0-0	0-0-0	0	0	0	0	0	0	2
Cornell					DNP							
Mich. State					DNP							
at Illinois					DNP							
Minnesota					DNP							
at Indiana					DNP							
at Ohio State					DNP							
Penn State	N	0-0	0-0	0-0	0-0-0	0	0	0	0	0	0	0+
Wisconsin					DNP							
at Michigan					DNP							
Indiana					DNP							
at Minnesota					DNP							
at Wisconsin					DNP							
Northwestern					DNP							
at Mich. State	N	0-1	0-0	2-4	0-0-0	0	2	0	1	0	1	10
Purdue	N	0-1	0-0	2-4	0-1-1	0	2	0	0	0	0	2
at Penn State					DNP							
Illinois					DNP							
Purdue (n)	N	0-0	0-0	0-0	0-0-0	0	0	0	0	0	0	1

Career Bests

- Points:** 2, twice, last vs. Purdue, 2/21/07
Rebounds: 1 vs. Purdue, 2/21/07
FGM:
FGA: 2 vs. Texas Southern, 12/23/06
FTM: 2, twice, last vs. Purdue, 2/21/07
FTA: 4, twice, last vs. Purdue, 2/21/07
Assists:
Steals: 1, twice, last at Michigan State, 2/17/07
Blocks:
Minutes: 10 at Michigan State, 2/17/07

Career Statistics

YEAR	G/GS	FG-A	PCT	3-PT	PCT	FT-A	PCT	O-D-RB	AVG	PF-DI	AS	TO	BK	ST	PTS	AVG
Fresh.	11/0	0-6	.000	0-1	.000	4-10	.400	0-1-1	0.1	3-0	0	1	0	2	4	0.4

0 - - Josh Crawford, C, 6-10, 200, Freshman, Long Beach, CA (Wilson HS)

- Four points and one rebound at Michigan State
- Two points in win over Georgia State
- One rebound and one assist vs. Villanova
- One rebound vs. Alabama
- One rebound in win over The Citadel
- Six points in Black and Gold Blowout
- Named to all-conference team as a senior
- Team captain and team MVP as a senior
- Averaged 13.3 points while shooting 49% from the field as a senior
- Averaged 7.7 rebounds and 4.6 blocked shots
- Led prep team in scoring, rebounding and blocked shots
- Ranked first in the conference in blocked shots (111 blocks) and was third in rebounding



Crawford, Game-by-Game

Opp.	S	FG	3-PT	FT	O-D-RE	PF	TP	A	T	B	S	M
The Citadel	N	0-0	0-0	0-0	0-1-1	0	0	0	0	0	0	1
Toledo (n)					DNP							
Alabama (n)	N	0-0	0-0	0-0	0-1-1	0	0	0	0	0	0	2
Villanova (n)	N	0-0	0-0	0-0	1-0-1	0	0	1	0	0	0	2
at AZ State					DNP							
at VA Tech					DNP							
TX-Pan Am.	N	0-0	0-0	0-0	0-0-0	0	0	0	0	0	0	3
Coppin State					DNP							
Northern IA					DNP							
IA State	N	0-1	0-0	0-0	0-0-0	1	0	0	0	0	0	2
at Drake	N	0-0	0-0	0-0	0-0-0	0	0	0	0	0	0	1
GA State	N	1-4	0-0	0-1	1-0-1	1	2	0	0	0	0	4
TX Southern	N	0-0	0-0	0-0	0-1-1	1	0	0	0	1	0	.3
Cornell					DNP							
Mich. State					DNP							
at Illinois					DNP							
Minnesota					DNP							
at Indiana					DNP							
at Ohio State					DNP							
Penn State					DNP							
Wisconsin					DNP							
at Michigan					DNP							
Indiana					DNP							
at Minnesota					DNP							
at Wisconsin					DNP							
Northwestern					DNP							
at Mich. State	N	2-2	0-0	0-0	1-0-1	0	4	0	0	1	0	4
Purdue	N	0-1	0-0	0-0	0-0-0	3	0	0	1	1	0	1
at Penn State					DNP							
Illinois					DNP							
Purdue (n)	N	0-0	0-0	0-0	0-0-0	0	0	0	0	0	0	1

Career Bests

- Points:** 4 at Michigan State, 2/17/07
Rebounds: 1, six times, last at Michigan State, 2/17/07
FGM: 2 at Michigan State, 2/17/07
FGA: 4 vs. Georgia State, 12/20/06
FTM:
FTA: 1 vs. Georgia State, 12/20/06
Assists: 1 vs. Villanova, 11/20/06
Steals:
Blocks: 1, three times, last vs. Purdue, 2/21/07
Minutes: 4, twice, last at Michigan State, 2/17/07

Career Statistics

YEAR	G/GS	FG-A	PCT	3-PT	PCT	FT-A	PCT	O-D-RB	AVG	PF-DI	AS	TO	BK	ST	PTS	AVG
Fresh.	10/0	3-8	.375	0-0	.000	0-1	.000	3-3-6	0.5	6-0	1	1	3	0	6	0.5

**11 -- Tony Freeman, G, 6-1, 190, Sophomore, Maywood, IL (St. Joseph's HS)*

- Earned 2007 Chris Street Award
- Earned 2007 Academic Recognition Award
- 11 points, four rebounds and three assists vs. Purdue in the Big Ten Tournament
- 13 points (3-4 3pt FG's), two rebounds and five assists in win over Illinois
- 11 points, six rebounds and five assists at Penn State
14 points in win over Purdue
- Five points, six rebounds and six assists in win over Northwestern
- Eight points, five rebounds and five assists at Wisconsin
- 11 points, three rebounds, six assists and two steals in win at Minnesota
- Four points and four rebounds in win over Indiana
- 14 points and seven assists in win at Michigan in career-high 34 minutes
- Three points and two rebounds vs. Wisconsin
- Five points and four rebounds in win over Penn State
- Six points and five assists at Ohio State
- Seven points and a career-high nine rebounds in win over Minnesota
- Five points and two assists at Illinois
- Three points, five assists and three steals in win over Michigan State
- Six points and seven assists in win over Cornell
- 12 points, three rebounds and two assists vs. Georgia State
- Four points and three assists at Drake
- 11 points, five assists and three steals in win over Iowa State
- 11 points, four rebounds and four assists vs. Northern Iowa
- 10 points, five assists and two steals vs. Texas-Pan American
- 11 points and two assists at VA Tech
- Seven points and five assists vs. Villanova
- Career-high 16 points and three assists vs. Alabama
- Eight rebounds and three assists in win over Toledo
- Career-high 11 assists, along with six rebounds and seven points, in win over The Citadel



Freeman, Game-by-Game

Opp.	S	FG	3-PT	FT	O-D-RE	PF	TP	A	T	B	S	M
The Citadel	Y	3-7	1-3	0-0	1-5-6	1	7	11	3	0	1	32
Toledo (n)	Y	0-5	0-2	2-2	0-8-8	1	2	3	8	0	1	33
Alabama (n)	Y	6-13	4-9	0-0	2-2-4	2	16	3	2	0	1	23
Villanova (n)	Y	2-6	2-4	1-3	0-1-1	3	7	5	4	0	0	31
at AZ State	Y	1-7	1-6	0-0	0-0-0	0	3	2	1	0	2	26
at VA Tech	N	4-5	1-2	2-2	0-2-2	4	11	2	5	0	0	21
TX-Pan Am.	N	4-6	1-2	1-2	0-1-1	2	10	5	1	0	2	25
Coppin State	N	1-6	1-5	3-4	1-1-2	1	6	5	2	0	1	25
Northern IA	N	4-9	3-5	0-0	1-3-4	4	11	4	2	0	1	29
IA State	Y	5-7	1-1	0-0	0-2-2	1	11	5	3	0	3	23
at Drake	Y	2-9	0-5	0-0	0-1-1	1	4	3	0	0	1	28
GA State	N	4-7	3-4	1-1	0-3-3	0	12	2	1	0	0	22
TX Southern	N	0-4	0-2	4-5	0-1-1	0	4	4	0	0	1	24
Cornell	N	2-4	2-3	0-0	0-0-0	0	6	7	2	0	0	25
Mich. State	N	1-1	1-1	0-1	0-1-1	1	3	5	1	0	3	17
at Illinois	N	2-2	1-1	0-0	0-1-1	1	5	2	2	0	0	20
Minnesota	N	2-7	0-3	3-3	0-9-9	2	7	1	0	0	0	23
at Indiana	N	0-3	0-1	0-0	0-1-1	2	0	0	1	0	0	15
at Ohio State	Y	3-5	0-2	0-1	0-2-2	1	6	5	1	0	1	27
Penn State	N	2-7	1-4	0-2	2-2-4	1	5	1	2	0	1	15
Wisconsin	N	1-4	0-3	1-2	1-1-2	1	3	0	2	0	1	13
at Michigan	N	4-6	1-2	5-5	0-1-1	0	14	7	2	0	1	34
Indiana	Y	1-6	0-3	2-2	0-4-4	4	4	1	4	0	1	20
at Minnesota	Y	5-8	1-1	0-0	1-2-3	2	11	6	2	0	2	34
at Wisconsin	Y	3-6	1-2	1-3	1-4-5	2	8	5	3	0	0	25
Northwestern	Y	2-5	1-4	0-0	1-5-6	2	5	6	2	0	1	32
at Mich. State	Y	0-4	0-2	3-4	1-2-3	1	3	2	3	0	1	24
Purdue	Y	2-5	2-3	8-12	0-1-1	2	14	1	5	0	2	22
at Penn State	Y	3-8	3-7	2-2	1-5-6	0	11	5	4	0	2	31
Illinois	Y	4-8	3-4	2-2	0-2-2	0	13	5	1	0	1	30
Purdue (n)	Y	3-9	0-3	5-7	1-3-4	3	11	3	0	1	2	33

Career Bests


Points:	16 vs. Alabama, 11/19/06
Rebounds:	9 vs. Minnesota, 1/13/07
FGM:	6 vs. Alabama, 11/19/06
FGA:	13 vs. Alabama, 11/19/06
FTM:	8 vs. Purdue, 2/21/07
FTA:	12 vs Purdue, 2/21/07
Assists:	11 vs. The Citadel, 11/13/06
Steals:	3, three times, last vs. Iowa State, 12/8/06
Blocks:	1 vs. Purdue, 3/9/07
Minutes:	34, twice, last at Minnesota, 2/7/07

Career Statistics

YEAR	G/GS	FG-A	PCT	3-PT	PCT	FT-A	PCT	O-D-RB	AVG	PF-DI	AS	TO	BK	ST	PTS	AVG
Fresh.	33/4	40-118	.339	21-69	.304	10-16	.625	8-34-42	1.3	42-1	53	55	0	19	111	3.4
Soph.	31/17	76-189	.402	35-99	.354	46-66	.697	14-76-90	2.9	45-0	116	69	1	33	233	7.5
Career	64/21	116-307	.378	56-168	.333	56-82	.683	22-110-132	2.1	87-1	169	124	1	52	344	5.4

****53 -- Seth Gorney, C, 7-0, 245, Junior, Vandalia, OH (Butler HS)**

- Four points and three rebounds at Penn State
- Eight points and three rebounds in win over Purdue
- Seven points and four rebounds at Michigan State
- Five rebounds in win over Northwestern
- Eight points and four rebounds at Wisconsin
- Eight points in win at Minnesota
- Six points and six rebounds in win over Indiana
- Six points, seven rebounds and a career-high two blocks in win at Michigan
- Two points and six rebounds in win over Penn State
- Four points and four rebounds in 14 minutes at Ohio State before injury
- Career-high 12 points and five rebounds at Indiana
- Six points and four rebounds in win over Minnesota
- Six points and four rebounds at Illinois
- Four points and three rebounds in win over Michigan State
- 10 points and three rebounds in win over Texas Southern
- Eight points (4-4 FG's) and five rebounds vs. Georgia State
- Six points and four rebounds in win over Iowa State
- Eight points and a career-high nine rebounds vs. No. Iowa
- Eight points and four rebounds vs. Texas-Pan American
- 10 points and three assists vs. Alabama
- Tied a career-high with 10 points in win over Toledo, along with five rebounds
- 10 points and three steals, in win over The Citadel



Gorney, Game-by-Game

Opp.	S	FG	3-PT	FT	O-D-RE	PF	TP	A	T	B	S	M
The Citadel	Y	4-7	0-0	2-2	1-1-2	0	10	1	2	0	3	25
Toledo (n)	Y	4-6	0-0	2-2	2-3-5	3	10	0	0	1	0	25
Alabama (n)	Y	5-10	0-1	0-0	2-0-2	2	10	3	2	0	2	28
Villanova (n)	Y	1-3	0-0	0-0	1-0-1	2	2	0	0	0	0	14
at AZ State	Y	1-2	0-0	0-0	1-2-3	3	2	2	1	0	0	10
at VA Tech	N	2-3	0-0	0-0	2-3-5	2	4	0	1	0	1	19
TX-Pan Am.	N	3-4	0-0	2-2	0-4-4	1	8	0	0	0	0	23
Coppin State	N	1-1	0-0	0-0	1-2-3	4	2	1	1	0	0	13
Northern IA	N	4-13	0-0	0-0	3-6-9	1	8	0	0	0	1	30
IA State	Y	3-5	0-0	0-0	2-2-4	4	6	1	0	1	1	17
at Drake	Y	1-1	0-0	0-1	2-3-5	4	2	2	1	0	0	19
GA State	Y	4-4	0-0	0-0	1-4-5	3	8	1	1	0	0	16
TX Southern	Y	4-5	0-0	2-2	0-3-3	3	10	0	0	0	2	23
Cornell	Y	2-3	0-0	0-0	1-2-3	0	4	1	0	0	1	24
Mich. State	Y	1-2	0-0	1-1	0-3-3	4	3	0	1	0	0	17
at Illinois	Y	3-6	0-0	0-1	0-4-4	3	6	0	0	0	0	19
Minnesota	Y	2-8	0-0	2-2	3-1-4	2	6	0	0	1	0	17
at Indiana	Y	5-7	0-0	2-3	3-2-5	1	12	1	1	0	0	25
at Ohio State	Y	2-3	0-0	0-0	1-3-4	0	4	0	0	0	0	14
Penn State	Y	1-4	0-0	0-0	4-2-6	3	2	0	1	1	0	22
Wisconsin	Y	1-2	0-0	0-0	0-4-4	3	2	0	1	0	0	17
at Michigan	N	3-5	0-0	0-0	4-3-7	4	6	1	1	2	0	24
Indiana	N	2-2	0-0	2-2	2-4-6	4	6	0	3	0	0	21
at Minnesota	N	4-7	0-0	0-0	0-1-1	3	8	0	0	0	0	24
at Wisconsin	N	4-5	0-0	0-0	1-3-4	3	8	0	1	0	1	29
Northwestern	N	0-0	0-0	0-0	2-3-5	1	0	0	0	0	0	14
at Mich. State	N	3-4	0-0	1-2	2-2-4	0	7	0	0	1	1	21
Purdue	N	4-5	0-0	0-0	0-3-3	4	8	0	0	0	0	16
at Penn State	N	2-3	0-1	0-2	2-1-3	0	4	1	0	0	0	23
Illinois	N	0-1	0-0	0-0	0-1-1	4	0	0	2	0	0	9
Purdue (n)	N	1-3	0-0	0-0	0-0-0	1	2	0	2	0	1	12

Career Bests

- Points:** 12 at Indiana, 1/16/07
Rebounds: 9 vs. Northern Iowa, 12/5/06
FGM: 5, three times, last at Indiana, 1/16/07
FGA: 13 vs. Northern Iowa, 12/5/06
FTM: 2, twice, last vs. Toledo, 11/17/06
FTA: 2, twice, last vs. Toledo, 11/17/06
Assists: 3 vs. Alabama, 11/19/06
Steals: 3 vs. The Citadel, 11/13/06
Blocks: 2 at Michigan, 1/31/07
Minutes: 30 vs. Northern Iowa, 12/5/06

Career Statistics

YEAR	G/GS	FG-A	PCT	3-PT	PCT	FT-A	PCT	O-D-RB	AVG	PF-DI	AS	TO	BK	ST	PTS	AVG
Fresh.	21/0	5-7	.714	0-0	.000	4-7	.571	8-14-22	1.0	15-0	3	5	1	5	14	0.7
Soph.	22/0	13-21	.619	0-0	.000	1-2	.500	5-17-22	1.0	13-0	3	5	2	1	27	1.2
Jun.	31/17	77-134	.575	0-2	.000	16-22	.727	43-75-118	3.8	72-0	15	22	7	14	170	5.5
Career	74/17	95-162	.586	0-2	.000	21-31	.677	56-106-162	2.2	100-0	21	32	10	20	211	2.9

****1 - - Adam Haluska, G, 6-5, 210, Senior, Carroll, IA (Carroll HS)**

- Named 2007 Most Valuable Player
- Earned 2007 Academic Recognition Award
- 2007 Team Leadership Award
- Honorable Mention all-American by the Associated Press
- Named to Senior CLASS all-American team
- Selected to compete in NABC all-star game at 2007 Final Four
- Selected to compete in national three-point contest at 2007 Final Four
- Academic all-Big Ten for third straight year
- Named first team all-Big Ten by league coaches and media
- Started all 129 games in his career, a streak that ranked as the longest in the nation through the 2007 season
- Named All-American of the Year and first team All-American by CoSIDA/ESPN *the Magazine*
- Named to final 30 list for the 2007 Naismith Award
- One of 10 finalists for the Lowe's Senior CLASS Award
- Named first team all-District 12 by NABC
- Named Big Ten Player of the Week and *Sporting News* national Player of the Week Feb. 5 for his play in wins over Michigan and Indiana
- Named Big Ten Player of the Week for his play in wins over Georgia State and Texas Southern
- Career point total stands at 1,862 points
- Ranks seventh in career scoring with 1,578 points, the most ever for a Hawkeye player in a three-year career
- 14 points, six rebounds and three assists vs. Purdue in Big Ten Tournament
- 21 points, two rebounds and three assists in win over Illinois
- 30 points and eight rebounds at Penn State
- 11 points, five rebounds and tied a career-high with four steals in regular season win over Purdue



- 11 points, five rebounds and four steals at Michigan State
- 29 points and six rebounds in win over Northwestern
- 16 points and six rebounds at Wisconsin
- 34 points, five rebounds and eight assists in win at Minnesota
- 33 points, five rebounds and two steals in win over Indiana
- Recorded third career (second at Iowa) double-double with 17 points and 10 rebounds in win at Michigan
- 16 points, seven rebounds and four assists vs. Wisconsin
- 24 points, three rebounds and two assists in win over Penn State
- 15 points and four rebounds at Ohio State
- 21 points and four rebounds at Indiana
- 22 points and four rebounds in home win over Minnesota
- 25 points (12-13 FTs) & two rebounds in loss at Illinois
- 16 points, five rebounds, four assists and three steals in win over Michigan State
- 29 points (10-13 FGs), four steals and three rebounds in win over Cornell
- 21 points and four rebounds in win over Texas Southern
- Career-high 36 points, four assists and two steals in win over Georgia State
- 21 points and seven rebounds at Drake
- 18 points, four rebounds and two steals in win over Iowa State
- Named Hawkeye Challenge MVP
- 31 points, nine assists and nine rebounds vs. Coppin State
- 24 points (9-17 FGs) and two rebounds at VA Tech
- 24 points, four rebounds and three assists at Arizona State
- 18 points and four rebounds vs. Villanova
- 10 points and five rebounds in win over Toledo
- Named to pre-season all-Big Ten team
- Named to pre-season Watch List for John R. Wooden all-American team
- Recognized as recipient of 2006 Anson Mount Scholar/Athlete Award by Playboy Magazine

****1 - - Adam Haluska, G, 6-5, 210, Senior, Carroll, IA (Carroll HS)**

Career Bests

Points:	36 vs. Georgia State, 12/20/06
Rebounds:	11 vs. Arkansas-Pine Bluff, 12/8/02
FGM:	13 vs. Georgia State, 12/20/06
FGA:	23 vs. Texas, 11/22/05
FTM:	16 vs. Northwestern, 2/15/07
FTA:	18 vs. Northwestern 2/15/07
Assists:	9, vs. Coppin State, 12/2/06
Steals:	4, three times, last vs. Purdue, 2/21/07
Blocks:	2, five times, last vs. Iowa State, 12/8/06
Minutes:	51 vs. Minnesota, 1/18/06

Haluska, Game-by-Game

Opp.	S	FG	3-PT	FT	O-D-RE	PF	TP	A	T	B	S	M
The Citadel	Y	8-16	6-14	7-7	0-5-5	2	29	6	3	0	1	33
Toledo (n)	Y	2-15	2-8	4-4	1-4-5	3	10	2	5	0	0	38
Alabama (n)	Y	2-13	0-9	0-0	0-4-4	2	4	2	3	0	0	32
Villanova (n)	Y	5-13	1-3	7-8	0-4-4	2	18	1	5	1	1	27
at AZ State	Y	8-17	4-11	4-4	0-4-4	1	24	3	1	0	2	34
at VA Tech	Y	9-17	5-10	1-2	1-1-2	4	24	1	4	1	0	39
TX-Pan Am.	Y	2-10	0-5	4-4	1-3-4	0	8	5	1	0	3	32
Coppin State	Y	10-18	6-12	5-5	4-5-9	3	31	9	1	0	2	37
Northern IA	Y	3-10	1-3	2-2	0-3-3	3	9	3	1	0	2	33
IA State	Y	5-14	2-4	6-7	0-4-4	0	18	1	1	2	2	33
at Drake	Y	5-15	4-10	7-8	1-6-7	2	21	1	2	0	2	36
GA State	Y	13-19	6-11	4-4	1-0-1	0	36	4	0	0	2	28
TX Southern	Y	7-16	2-5	5-6	0-4-4	2	21	1	0	0	0	27
Cornell	Y	10-13	6-9	3-4	0-3-3	1	29	1	0	1	4	35
Mich. State	Y	4-15	2-9	6-7	0-5-5	1	16	4	0	0	3	37
at Illinois	Y	5-14	3-5	12-13	0-2-2	0	25	1	4	0	1	38
Minnesota	Y	6-14	2-9	8-10	0-4-4	3	22	0	2	0	0	32
at Indiana	Y	7-16	2-7	5-6	1-3-4	3	21	1	2	1	1	38
at Ohio State	Y	6-15	3-8	0-0	1-3-4	0	15	1	1	0	0	36
Penn State	Y	7-13	4-7	6-7	0-3-3	3	24	2	2	0	0	36
Wisconsin	Y	3-18	1-7	9-10	3-4-7	1	16	4	2	0	0	36
at Michigan	Y	5-12	3-8	4-6	2-8-10	2	17	3	2	0	0	38
Indiana	Y	9-17	5-11	10-11	1-4-5	3	33	1	1	0	2	34
at Minnesota	Y	10-14	6-10	8-8	0-5-5	1	34	8	1	0	2	37
at Wisconsin	Y	7-20	1-5	1-2	1-5-6	3	16	1	3	0	1	36
Northwestern	Y	5-19	3-13	16-18	1-5-6	2	29	0	1	0	0	38
at Mich. State	Y	3-14	0-6	5-6	3-2-5	1	11	1	1	0	4	28
Purdue	Y	4-12	2-7	1-2	0-3-3	0	11	5	0	1	4	32
at Penn State	Y	10-18	4-10	6-6	3-5-8	0	30	2	1	1	2	38
Illinois	Y	6-13	3-7	6-8	1-1-2	3	21	3	2	0	0	37
Purdue (n)	Y	4-16	1-5	5-7	1-5-6	3	14	3	1	0	1	35

Career Statistics

YEAR	G/GS	FG-A	PCT	3-PT	PCT	FT-A	PCT	O-D-RB	AVG	PF-DI	AS	TO	BK	ST	PTS	AVG
*Fresh.	31/31	103-259	.398	40-119	.336	38-50	.760	21-91-112	3.6	83-2	30	39	13	23	284	9.2
Soph.	33/33	152-318	.478	58-149	.389	105-130	.808	25-106-131	4.0	75-3	52	46	9	35	467	14.2
Jun.	34/34	149-357	.417	64-185	.346	112-132	.848	21-138-159	4.7	61-1	78	68	6	36	474	13.9
Sen.	31/31	190-466	.408	90-248	.363	167-192	.870	27-117-144	4.6	54-0	80	53	8	42	637	20.5
Career	129/129	594-1400	.424	252-701	.359	422-504	.837	94-452-546	4.2	273-6	240	206	36	136	1862	14.4
at Iowa	98/98	491-1141	.430	212-582	.364	384-454	.846	73-361-434	4.4	190-4	210	167	23	113	1578	16.1

*****35 - - Mike Henderson, G, 6-3, 200, Senior, Waterloo, IA (East HS)**

- 2007 Team Leadership Award
- 11 points (5-5 FT's) and four rebounds in win over Illinois, including Iowa's final points in the final minute of play
- Eight points and three assists at Penn State
- 10 points and four assists in win over Purdue
- Six points and three rebounds in win over Northwestern
- Six points at Wisconsin
- 11 points (4-6 FGs) in win at Minnesota
- Four points, three rebounds and five assists in win over Indiana
- Five points vs. Wisconsin
- 12 points, three assists and two steals in win over Penn State
- Eight points and four rebounds at Ohio State
- Five points and four rebounds at Indiana
- Seven points in win over Minnesota
- Five points (5-6 FTs) vs. Michigan State, including 5-6 FTs in final 40 seconds
- Six points, four assists and two steals in win over Cornell
- Tied a career-high with nine assists along with nine points and three steals in win over Texas Southern
- Career-high nine assists along with eight points and four rebounds in first start of season vs. GA State
- Eight points in win over Iowa State
- Two assists against Northern Iowa
- Returned to action vs. Coppin State on December 2
- Suffered fracture to right pinkie finger in practice on Oct. 31 and missed first seven games of the season



Henderson, Game-by-Game

Opp.	S	FG	3-PT	FT	O-D-RE	PF	TP	A	T	B	S	M
The Citadel					INJ							
Toledo (n)					INJ							
Alabama (n)					INJ							
Villanova (n)					INJ							
at AZ State					INJ							
at VA Tech					INJ							
TX-Pan Am.					INJ							
Coppin State	N	0-3	0-0	1-2	0-0-0	1	1	0	3	0	0	8
Northern IA	N	0-1	0-0	0-0	0-0-0	0	0	2	1	0	0	11
IA State	N	3-5	0-0	2-2	0-0-0	2	8	1	5	0	1	15
at Drake	N	1-3	0-0	0-0	0-0-0	2	2	2	3	0	1	26
GA State	Y	2-4	0-0	4-6	1-3-4	2	8	9	3	0	1	30
TX Southern	Y	3-5	0-0	3-3	1-3-4	1	9	9	4	0	3	30
Cornell	Y	3-8	0-0	0-0	0-1-1	1	6	4	5	0	2	30
Mich. State	Y	0-5	0-0	5-6	0-0-0	1	5	1	2	0	1	31
at Illinois	Y	2-5	0-1	0-0	0-3-3	3	4	2	3	0	1	24
Minnesota	Y	3-4	0-0	1-3	0-1-1	1	7	1	2	0	0	31
at Indiana	Y	2-4	0-0	1-2	0-4-4	2	5	1	4	0	1	29
at Ohio State	Y	4-4	0-0	0-0	1-3-4	2	8	2	4	0	1	37
Penn State	Y	5-8	0-0	2-4	0-1-1	0	12	3	1	0	2	32
Wisconsin	Y	2-4	1-1	0-0	0-1-1	1	5	1	2	0	1	28
at Michigan	Y	0-4	0-1	0-0	0-1-1	0	0	0	0	0	0	12
Indiana	N	0-8	0-1	4-6	1-2-3	5	4	5	2	0	1	29
at Minnesota	N	4-6	0-0	3-4	0-1-1	1	11	1	4	1	0	26
at Wisconsin	N	3-7	0-1	0-0	1-0-1	1	6	1	0	0	0	22
Northwestern	N	3-4	0-0	0-0	1-2-3	0	6	1	3	0	0	15
at Mich. State	N	0-0	0-0	0-0	0-0-0	2	0	1	4	0	0	16
Purdue	N	4-5	1-2	1-2	0-1-1	1	10	4	5	0	0	23
at Penn State	N	4-7	0-2	0-0	0-0-0	3	8	3	1	0	2	29
Illinois	N	3-6	0-0	5-5	2-2-4	1	11	0	2	0	1	24
Purdue (n)	N	1-2	0-0	0-2	0-0-0	1	2	2	2	0	0	18

Career Bests

Points: 17, twice, last at Purdue, 2/1/06
Rebounds: 8, twice, last vs. Illinois, 1/7/06
FGM: 7 at Purdue, 2/1/06
FGA: 11 vs. Robert Morris, 12/22/05
FTM: 7 vs. Kentucky, 11/21/05
FTA: 9 vs. Kentucky, 11/21/05
Assists: 9, twice, last vs. Texas Southern, 12/23/06
Steals: 5 at Michigan, 3/5/05
Blocks: 1, four times, last at Minnesota, 2/07/07
Minutes: 50 vs. Minnesota, 1/18/06

Career Statistics

YEAR	G/GS	FG-A	PCT	3-PT	PCT	FT-A	PCT	O-D-RB	AVG	PF-DI	AS	TO	BK	ST	PTS	AVG
Fresh.	10/0	11-29	.379	0-1	.000	10-19	.526	4-14-18	1.8	11-0	13	8	0	6	32	3.2
Soph.	33/14	59-144	.410	5-16	.313	40-61	.656	17-53-70	2.1	55-1	39	59	3	26	163	4.9
Jun.	34/34	91-187	.487	13-28	.464	65-93	.699	41-93-134	3.9	53-0	68	78	5	38	260	7.6
Sen.	24/11	52-112	.464	2-9	.222	32-47	.681	8-29-37	1.5	34-1	56	65	1	19	138	5.8
Career	101/59	213-472	.451	20-54	.370	147-220	.668	70-189-259	2.6	153-2	176	210	9	89	593	5.9

24 -- Justin Johnson, G, 6-6, 190, Junior, Tyler, TX (Tyler CC)

- Five points and two rebounds in win over Illinois
- Eight points at Michigan State
- Six points, three rebounds and two assists in win over Northwestern
- Five points at Wisconsin
- Two assists and two rebounds in win at Minnesota
- Eight points and two rebounds in win over Indiana
- Six points in win at Michigan
- Nine points in win over Penn State
- Career-high eight rebounds in win over Minnesota
- 11 points (3-4 FGs, 3-3 3pt FG's) at Illinois
- Career-high three blocks and tied a career-high with six rebounds in win over Cornell
- Nine points (6-6 FT's), two rebounds and two steals in win over Texas Southern
- Eight points, six rebounds and four assists vs. Georgia State
- 12 points (4-5 3pt FG's) at Drake
- Named to the Hawkeye Challenge all-tournament team
- 13 points, five rebounds and four assists vs. Coppin State
- Career-high 14 points (4-6 3pt FG's) and five rebounds in win over Texas-Pan American
- Nine points, six rebounds and two assists at VA Tech
- Eight points and four assists at Arizona State
- Six points, three assists and two rebounds vs. Alabama
- Six points and three rebounds in win over The Citadel
- 22 points (4-6 3pt FG's) and four rebounds in exhibition win over Buena Vista



Johnson, Game-by-Game

Opp.	S	FG	3-PT	FT	O-D-RE	PF	TP	A	T	B	S	M
The Citadel	Y	2-7	2-7	0-0	1-2-3	1	6	0	3	0	0	31
Toledo (n)	Y	1-4	1-1	0-0	1-1-2	1	3	0	0	0	0	20
Alabama (n)	N	2-8	2-7	0-0	0-2-2	1	6	3	0	0	0	22
Villanova (n)	N	0-3	0-1	0-0	0-1-1	2	0	1	1	0	0	23
at AZ State	N	3-5	2-4	0-0	0-2-2	1	8	4	1	1	1	25
at VA Tech	Y	3-4	3-4	0-0	0-6-6	2	9	2	2	0	0	31
TX-Pan Am.	Y	5-11	4-6	0-0	1-4-5	1	14	0	3	0	1	30
Coppin State	Y	5-9	3-6	0-0	2-3-5	1	13	4	5	1	2	34
Northern IA	Y	1-5	1-2	0-0	0-0-0	2	3	0	1	0	0	10
IA State	N	2-5	2-2	0-0	0-1-1	0	6	1	0	1	0	20
at Drake	N	4-5	4-5	0-0	0-0-0	1	12	0	1	0	0	16
GA State	N	2-8	2-5	2-2	2-4-6	2	8	4	0	0	0	23
TX Southern	N	1-6	1-5	6-6	1-1-2	0	9	0	0	1	2	19
Cornell	N	0-4	0-4	0-0	2-4-6	0	0	0	3	3	1	16
Mich. State	N	0-1	0-1	0-0	0-1-1	1	0	0	0	1	0	11
at Illinois	N	3-4	3-3	2-2	0--2-2	0	11	1	1	0	0	23
Minnesota	N	0-4	0-2	0-0	1-7-8	0	0	1	1	0	1	24
at Indiana	Y	1-4	0-1	2-2	0-2-2	2	4	2	1	0	1	26
at Ohio State	N	1-4	1-2	0-2	1-0-1	0	3	0	0	0	0	18
Penn State	N	3-5	3-5	0-0	0-0-0	1	9	1	0	0	0	17
Wisconsin	N	0-1	0-1	0-0	0-0-0	1	0	0	0	0	0	9
at Michigan	N	2-3	2-2	0-0	0-1-1	2	6	0	2	0	0	22
Indiana	N	2-4	2-4	2-3	1-1-2	1	8	1	0	0	1	19
at Minnesota	N	0-1	0-1	1-2	0-2-2	0	1	2	0	1	0	12
at Wisconsin	N	2-5	1-4	0-0	0-1-1	2	5	1	1	0	0	22
Northwestern	N	2-5	2-4	0-0	1-2-3	2	6	2	1	2	0	15
at Mich. State	N	3-5	2-2	0-0	1-0-1	1	8	1	1	0	0	18
Purdue	N	0-0	0-0	0-0	0-0-0	0	0	1	0	1	0	12
at Penn State	N	1-5	1-5	0-0	1-1-2	2	3	0	1	0	1	12
Illinois	N	2-3	1-2	0-0	1-1-2	1	5	0	0	0	0	12
Purdue (n)	N	1-2	0-1	0-2	0-1-1	4	2	1	2	1	0	21

Career Bests

- Points:** 14 vs. Texas-Pan American, 12/1/06
- Rebounds:** 8 vs. Minnesota, 1/13/07
- FGM:** 5, twice, last vs. Coppin State, 12/2/06
- FGA:** 11 vs. Texas-Pan American, 12/1/06
- FTM:** 6 vs. Texas Southern, 12/23/06
- FTA:** 6 vs. Texas Southern, 12/23/06
- Assists:** 4, three times, last vs. Georgia State, 12/20/06
- Steals:** 2, twice, last vs. Texas Southern, 12/23/06
- Blocks:** 3 vs. Cornell, 12/30/06
- Minutes:** 34 vs. Coppin State, 12/2/06

Career Statistics

YEAR	G/GS	FG-A	PCT	3-PT	PCT	FT-A	PCT	O-D-RB	AVG	PF-DI	AS	TO	BK	ST	PTS	AVG
Jun.	31/7	54-140	.386	45-99	.455	15-21	.714	17-53-70	2.3	35-0	33	31	13	11	168	5.4

52 - - Kurt Looby, F/C, 6-10, 210, Junior, St. John's, Antigua (Tyler, TX CC)

- Co-winner of 2007 Most Improved Award
- Ranks eighth in single-season blocked shots with 53
- Set Iowa Big Ten Tournament record with five blocks, along with four points and six rebounds vs. Purdue in Big Ten Tournament
- Seven rebounds and tied a career-high with five blocks in win over Illinois
- Two points, two assists and two blocks at Penn State
- Four points and four rebounds in win over Purdue
- Five points, six rebounds, two steals and one block in win over Northwestern
- Five points and four rebounds at Wisconsin
- Two points, six rebounds and two blocks in win over Indiana
- Three rebounds in win at Michigan
- Six points and six rebounds vs. Wisconsin
- Six points, six rebounds and three blocks in win over Penn State
- Five rebounds at Ohio State
- Four rebounds in win over Minnesota
- Five points and three rebounds at Illinois
- Seven points and three rebounds in win over Michigan State
- Career-high five blocks along with two points and five rebounds in win over Cornell
- Three points and six rebounds in win over Texas Southern
- Career-high four blocks along with six points, 12 rebounds and two steals in win over Georgia State
- Five points, six rebounds and two steals vs. Iowa State
- Four points, two rebounds, two blocks and two steals in win over Texas-Pan American
- Six points, four rebounds and three blocks at Virginia Tech
- Six points, two rebounds and two blocked shots at Arizona State
- 13 points (7-8 FTs), seven rebounds and three blocked shots vs. Villanova
- 13 points (5-9 FGs), nine rebounds and two assists vs. Toledo
- Four points, 14 rebounds and three blocks vs. The Citadel



Looby, Game-by-Game

Opp.	S	FG	3-PT	FT	O-D-RE	PF	TP	A	T	B	S	M
The Citadel	Y	2-6	0-0	0-2	1-13-14	1	4	1	1	3	0	27
Toledo (n)	Y	5-9	0-0	3-5	6-3-9	2	13	2	0	1	0	19
Alabama (n)	Y	0-0	0-0	0-0	0-2-2	4	0	2	0	1	2	19
Villanova (n)	Y	3-4	0-0	7-8	2-5-7	2	13	0	0	3	1	30
at AZ State	Y	3-3	0-0	0-0	0-2-2	2	6	0	2	2	0	29
at VA Tech	Y	2-6	0-0	2-3	2-2-4	3	6	0	0	3	0	29
TX-Pan Am.	Y	1-3	0-0	2-4	2-0-2	4	4	0	2	2	2	18
Coppin State	Y	0-2	0-0	0-0	1-0-1	3	0	0	0	2	0	7
Northern IA	Y	0-1	0-0	0-0	0-4-4	0	0	0	0	0	0	14
IA State	N	2-4	0-0	1-2	3-3-6	4	5	0	0	1	2	19
at Drake	N	1-1	0-0	0-0	0-0-0	5	2	1	0	1	1	18
GA State	N	2-6	0-0	2-4	6-6-12	1	6	1	3	4	2	14
TX Southern	N	0-1	0-0	3-4	2-4-6	4	3	0	1	2	1	12
Cornell	N	0-0	0-0	0-0	0-5-5	2	0	0	0	5	1	16
Mich. State	N	2-3	0-0	3-4	1-2-3	2	7	0	0	1	0	15
at Illinois	N	2-2	0-0	1-2	3-0-3	4	5	0	1	1	0	18
Minnesota	N	0-1	0-0	0-0	0-4-4	2	0	0	0	1	0	21
at Indiana	N	1-2	0-0	0-0	1-2-3	5	2	1	0	0	1	14
at Ohio State	N	1-1	0-0	0-0	4-1-5	4	2	0	0	0	0	13
Penn State	N	2-3	0-0	2-5	3-3-6	4	6	1	0	3	0	21
Wisconsin	N	3-3	0-0	0-0	4-2-6	5	6	0	0	0	0	23
at Michigan	Y	0-0	0-0	0-0	1-2-3	5	0	1	1	1	0	13
Indiana	Y	1-2	0-0	0-0	4-2-6	5	2	0	2	2	0	15
at Minnesota	Y	2-2	0-0	0-0	0-0-0	3	4	0	0	0	0	10
at Wisconsin	Y	2-3	0-0	1-2	2-2-4	2	5	0	1	0	0	11
Northwestern	Y	2-3	0-0	1-3	2-4-6	2	5	1	0	1	2	26
at Mich. State	Y	1-3	0-0	0-0	2-0-2	2	6	0	0	0	0	17
Purdue	Y	2-4	0-0	0-0	0-4-4	3	4	0	2	1	1	22
at Penn State	Y	1-2	0-0	0-0	0-1-1	2	2	2	0	2	1	15
Illinois	Y	0-0	0-0	0-0	0-7-7	3	0	0	0	5	1	28
Purdue (n)	Y	2-4	0-0	0-0	4-2-6	4	4	0	3	5	1	21

Career Bests

Points:	13, twice, last vs. Villanova, 11/20/06
Rebounds:	14 vs. The Citadel, 11/13/06
FGM:	5 vs. Toledo, 11/17/06
FGA:	9 vs. Toledo, 11/17/06
FTM:	7 vs. Villanova, 11/20/06
FTA:	8 vs. Villanova, 11/20/06
Assists:	2, twice, last at Penn State, 2/28/07
Steals:	2, three times, last vs. Georgia State, 12/20/06
Blocks:	5, three times, last vs. Purdue, 3/9/07
Minutes:	30 vs. The Citadel, 11/20/06

Career Statistics

YEAR	G/GS	FG-A	PCT	3-PT	PCT	FT-A	PCT	O-D-RB	AVG	PF-DI	AS	TO	BK	ST	PTS	AVG
Jun.	31/19	45-84	.536	0-0	.000	28-48	.583	56-87-143	4.6	98-5	13	19	53	19	118	3.8

2 - - David Palmer, C, 6-9, 240, Sophomore, Antioch, TN (Oak Hill Academy)

- Six rebounds, two points and two blocked shots in Black and Gold Blow-out
- Will redshirt in 2006-07 after transferring from Seton Hall
- Played his freshman season at Seton Hall, seeing action in 27 games
- Averaged three points and two rebounds in 9.7 minutes per game
- Recorded season-high 11 points and seven rebounds in win over Morgan State
- Totaled eight points vs. Villanova, North Carolina State and DePaul
- As a senior at Oak Hill, averaged 5.8 points and 5.8 rebounds while shooting 56% from the field



Career Bests

Points: 11 vs. Morgan State, 12/29/05
Rebounds: 7 vs. Morgan State, 12/29/05
FGM: 5 vs. Morgan State, 12/29/05
FGA: 10 vs. Monmouth, 12/8/05
FTM: 2, twice, last vs. Villanova, 1/17/06
FTA: 4 vs. Villanova, 1/17/06
Assists: 1, three times, last vs. South Florida, 2/8/06
Steals: 1, five times, last vs. W. Virginia, 2/14/06
Blocks: 1, three times, last vs. South Florida, 1/20/06
Minutes: 21 vs. Monmouth, 12/8/05

Career Statistics

YEAR	G/GS	FG-A	PCT	3-PT	PCT	FT-A	PCT	O-D-RB	AVG	PF-DI	AS	TO	BK	ST	PTS	AVG
*Fresh.	27/0	35-77	.455	0-1	.000	10-17	.588	25-28-53	2.0	52-0	3	10	5	5	80	3.0

* - - 2005-06 at Seton Hall

34 -- Tyler Smith, F, 6-7, 210, Freshman, Pulaski, TN (Hargrave Military Academy)

- Earned 2007 Impact Player Award
- Named third team all-Big Ten by league coaches and media
- Named third team freshman all-American by collegehoops.net
- 17 points and seven rebounds vs. Purdue in Big Ten Tournament
- Six points, two rebounds and three assists in win over Illinois
- 14 points, four rebounds and four assists at Penn State
- 18 points, four rebounds and tied a career-high with seven assists in win over Purdue
- 13 points and four rebounds in win over Northwestern
- Eight points, six rebounds and five steals at Wisconsin
- 19 points, eight rebounds, five assists and three steals in win at Minnesota
- Career-high nine rebounds and seven assists along with 18 points (10-10 FTs) in win over Indiana
- 22 points, career-high eight rebounds, five assists and two steals in win at Michigan
- Eight points, five rebounds and three steals vs. Wisconsin
- 19 points, five rebounds and two assists in win over Penn State
- 21 points, four rebounds and five assists at Ohio State
- 17 points, six rebounds and six assists at Indiana
- 15 points, three rebounds and three assists vs. Minnesota
- 12 points, seven rebounds and four assists at Illinois
- 10 points, four rebounds and four assists in win over Mich. St.
- 18 points, six rebounds and four assists in win over Cornell
- 25 points, three rebounds and five assists vs. Texas Southern
- 15 points, five rebounds, five assists and two steals vs. GA St.
- 16 points and five rebounds at Drake
- 16 points, two rebounds and six assists in win over Iowa State
- 20 points and six rebounds against Northern Iowa
- Named to the Hawkeye Challenge all-tournament team
- 16 points and seven rebounds in win over Coppin State
- 12 points, five rebounds and four steals vs. TX-Pan American
- Seven points, seven rebounds and five assists at VA Tech
- 12 points, four rebounds and five assists at Arizona State
- 12 points, three rebounds and two steals vs. Villanova
- 19 points, six rebounds and four assists vs. Alabama
- 28 points (11-17 FGs), six rebounds and five assists vs. Toledo



Smith, Game-by-Game

Opp.	S	FG	3-PT	FT	O-D-RE	PF	TP	A	T	B	S	M
The Citadel	N	1-2	0-0	0-0	0-0-0	5	2	3	1	0	0	10
Toledo (n)	N	11-17	1-1	5-8	1-5-6	1	28	5	1	0	0	32
Alabama (n)	Y	7-13	0-2	5-6	3-3-6	2	19	4	2	0	2	37
Villanova (n)	Y	5-12	1-2	1-2	2-1-3	3	12	0	10	1	2	35
at AZ State	Y	6-13	0-2	0-0	1-3-4	2	12	5	5	0	2	37
at VA Tech	Y	2-13	0-3	3-4	1-6-7	4	7	5	2	0	2	32
TX-Pan Am.	Y	6-11	0-0	0-1	3-2-5	2	12	3	3	0	4	30
Coppin State	Y	6-12	0-0	4-5	4-3-7	1	16	2	0	0	0	35
Northern IA	Y	9-15	1-3	1-3	2-4-6	5	20	1	4	0	0	36
IA State	Y	6-15	0-0	4-6	1-1-2	0	16	6	2	0	1	31
at Drake	Y	6-15	1-3	3-5	3-2-5	3	16	0	4	0	1	30
GA State	Y	6-11	0-0	3-4	3-2-5	3	15	5	3	0	2	28
TX Southern	Y	8-15	4-5	5-5	1-2-3	1	25	5	1	0	2	30
Cornell	Y	8-13	0-3	2-4	3-3-6	2	18	4	2	0	1	36
Mich. State	Y	4-9	1-2	1-1	2-2-4	1	10	4	2	1	1	35
at Illinois	Y	4-12	0-2	4-7	1-6-7	3	12	4	3	1	1	39
Minnesota	Y	4-12	0-3	7-7	1-2-3	1	15	3	1	1	1	35
at Indiana	Y	8-17	0-1	1-2	5-1-6	1	17	6	3	0	2	39
at Ohio State	Y	8-19	3-8	2-3	2-2-4	3	21	5	4	0	1	36
Penn State	Y	6-11	0-1	7-9	2-3-5	4	19	2	2	0	1	35
Wisconsin	Y	3-17	0-2	2-4	3-2-5	4	8	2	1	0	3	34
at Michigan	Y	8-18	1-4	5-7	1-7-8	4	22	5	5	0	2	39
Indiana	Y	4-9	0-1	10-10	5-4-9	2	18	7	6	0	2	37
at Minnesota	Y	6-15	2-3	5-7	5-3-8	0	19	5	0	0	3	37
at Wisconsin	Y	3-13	0-1	2-3	1-5-6	5	8	3	1	0	5	31
Northwestern	Y	5-10	1-3	2-2	2-2-4	4	13	0	6	1	1	34
at Mich. State	Y	2-9	0-2	2-3	0-2-2	1	6	2	6	0	0	30
Purdue	Y	6-9	0-0	6-7	2-2-4	3	18	7	1	0	0	37
at Penn State	Y	6-14	1-6	1-1	2-2-4	3	14	4	1	0	1	36
Illinois	Y	2-9	0-3	2-2	0-2-2	4	6	3	4	1	1	35
Purdue (n)	Y	8-14	0-1	1-4	5-2-7	2	17	1	6	2	1	37

Career Bests

Points:	28 vs. Toledo, 11/17/06
Rebounds:	9 vs. Indiana, 2/3/07
FGM:	11 vs. Toledo, 11/17/06
FGA:	19 at Ohio State, 1/20/07
FTM:	10 vs. Indiana, 2/3/07
FTA:	10 vs. Indiana, 2/3/07
Assists:	7, twice, last vs. Purdue, 2/21/07
Steals:	5 at Wisconsin, 2/10/06
Blocks:	2 vs. Purdue, 3/9/07
Minutes:	39, twice, last at Michigan, 1/31/07

Career Statistics

YEAR	G/GS	FG-A	PCT	3-PT	PCT	FT-A	PCT	O-D-RB	AVG	PF-DI	AS	TO	BK	ST	PTS	AVG
Fresh.	31/29	174-394	.442	17-67	.254	96-132	.727	67-86-153	4.9	79-3	111	92	8	45	461	14.9

44 -- Cyrus Tate, F, 6-8, 240, Sophomore, Chicago, IL (Northeast, NE CC)

- Three rebounds vs. Purdue in Big Ten Tournament
- Four points and seven rebounds in win over Illinois
- Recorded first career double-double with 11 points and 10 rebounds, along with a career-high three steals, in win over Purdue
- Two points and seven rebounds in win over Northwestern
- Six points and four rebounds at Wisconsin
- Six points and four rebounds in win over Indiana
- Four points and four rebounds in win at Michigan
- Six points and a career-high 10 rebounds vs. Wisconsin
- Two points and five rebounds in win over Penn State
- Three points and four rebounds at Indiana
- Three points, four rebounds and two blocks in win over Minnesota
- Career-high 14 points and nine rebounds in win over Michigan State
- Four points and five rebounds in win over Texas Southern
- Two points, three rebounds, two assists and two steals in win over Iowa State
- Six points and nine rebounds in win over Coppin State
- Six points, three rebounds and two steals vs. TX-Pan Amer.
- Four points, seven rebounds and two assists at VA Tech
- Four points and five rebounds at Arizona State
- Nine points, seven rebounds and two steals in win over Toledo
- 13 points (6-7 FGs) and three rebounds in win over The Citadel
- 11 points, four rebounds and two blocks in exhibition win over Buena Vista



Tate, Game-by-Game

Opp.	S	FG	3-PT	FT	O-D-RE	PF	TP	A	T	B	S	M
The Citadel	N	6-7	0-0	1-2	0-3-3	2	13	0	0	0	1	18
Toledo (n)	N	3-5	0-0	3-4	3-4-7	3	9	0	3	1	2	18
Alabama (n)	N	1-3	0-0	0-0	0-2-2	4	2	0	0	0	1	12
Villanova (n)	N	1-1	0-0	1-2	1-2-3	2	3	0	1	0	0	23
at AZ State	N	2-3	0-0	0-1	0-5-5	3	4	0	2	0	1	25
at VA Tech	Y	1-4	0-0	2-2	5-2-7	2	4	2	3	1	0	24
TX-Pan Am.	Y	2-3	0-0	2-2	2-1-3	2	6	1	1	0	2	22
Coppin State	Y	2-8	0-0	2-3	2-7-9	1	6	0	0	0	0	28
Northern IA	Y	1-8	0-0	0-0	2-2-4	4	2	1	1	0	0	26
IA State	N	0-3	0-0	2-2	3-0-3	2	2	2	0	1	2	21
at Drake	N	0-0	0-0	0-0	0-1-1	4	0	1	3	0	1	7
GA State	Y	0-1	0-0	2-3	0-2-2	5	2	0	2	0	0	12
TX Southern	Y	1-2	0-0	5-6	2-3-5	4	7	0	2	0	0	16
Cornell	Y	0-0	0-0	0-0	0-1-1	0	0	1	3	1	0	9
Mich. State	Y	6-7	0-0	2-3	4-5-9	3	14	0	1	0	0	30
at Illinois	Y	0-2	0-0	2-2	2-0-2	5	2	0	2	0	0	14
Minnesota	Y	1-3	0-0	1-2	3-1-4	1	3	0	1	2	0	16
at Indiana	N	1-2	0-0	1-1	1-3-4	2	3	0	2	0	1	11
at Ohio State	N	2-2	0-0	0-0	1-0-1	5	4	1	1	0	0	13
Penn State	Y	1-1	0-0	0-0	2-3-5	4	2	0	0	0	0	19
Wisconsin	Y	3-8	0-0	0-2	4-6-10	3	6	2	1	1	0	35
at Michigan	Y	2-8	0-0	0-0	2-2-4	4	4	0	1	1	1	16
Indiana	Y	2-4	0-0	2-3	0-4-4	3	6	0	1	0	0	24
at Minnesota	Y	0-1	0-0	0-0	1-1-2	4	0	1	1	0	0	13
at Wisconsin	Y	3-5	0-0	0-0	1-3-4	2	6	0	2	0	0	24
Northwestern	Y	1-2	0-0	0-0	1-6-7	2	2	0	3	0	1	23
at Mich. State	Y	1-2	0-0	1-2	1-1-2	3	3	0	1	0	0	22
Purdue	Y	3-3	0-0	5-6	1-9-10	5	11	1	2	0	3	25
at Penn State	Y	0-1	0-0	0-0	0-2-2	4	0	0	2	0	0	16
Illinois	Y	2-5	0-0	0-3	1-6-7	1	4	0	0	0	1	25
Purdue (n)	Y	0-0	0-0	1-2	2-1-3	4	1	0	0	0	1	17

Career Bests


Points: 14 vs. Michigan State, 1/4/07
Rebounds: 10, twice, last vs. Purdue, 2/21/07
FGM: 6 vs. The Citadel, 11/13/06
FGA: 8, twice, last vs. Wisconsin, 1/28/07
FTM: 5 vs. Purdue, 2/21/07
FTA: 5 vs. Purdue, 2/21/07
Assists: 2, three times, last vs. Wisconsin, 1/28/07
Steals: 3 vs. Purdue, 2/21/07
Blocks: 1, seven times, last vs. Illinois, 3/3/07
Minutes: 35 vs. Wisconsin, 1/28/07

Career Statistics

YEAR	G/GS	FG-A	PCT	3-PT	PCT	FT-A	PCT	O-D-RB	AVG	PF-DI	AS	TO	BK	ST	PTS	AVG
Soph.	31/22	48-104	.462	0-0	.000	35-53	.660	47-88-135	4.4	93-4	13	42	8	17	131	4.2

14 - - Brett Wessels, G, 6-3, 190, Sophomore, Bettendorf, IA (Bettendorf HS)

- Academic all-Big Ten
- Earned 2007 Academic Recognition Award
- One rebound and one steal at Arizona State
- Three points and two rebounds vs. Alabama
- Three points, one rebound and one steal in win over Toledo
- Career-high three assists in win over The Citadel
- Three rebounds, five assists and three steals in exhibition win over Buena Vista
- Seven points, three rebounds and three assists in Black and Gold Blowout
- Joined the program as a walk-on
- Saw action in six games as a true freshman



Wessels, Game-by-Game

Opp.	S	FG	3-PT	FT	O-D-RE	PF	TP	A	T	B	S	M
The Citadel	N	0-1	0-0	0-0	0-1-1	3	0	3	1	0	1	12
Toledo (n)	N	1-2	1-2	0-0	0-1-1	2	3	0	0	0	1	8
Alabama (n)	N	1-2	1-2	0-0	0-2-2	0	3	0	0	0	0	8
Vilanova (n)	N	0-1	0-0	0-0	0-0-0	2	0	0	0	0	0	7
at AZ State	N	0-0	0-0	0-0	1-0-1	0	0	0	0	0	1	2
at VA Tech	N	0-1	0-1	0-0	0-0-0	0	0	0	0	0	1	2
TX-Pan Am.	N	0-0	0-0	0-0	0-0-0	1	0	0	1	0	0	3
Coppin State												DNP
Northern IA												DNP
IA State	N	0-0	0-0	0-0	0-0-0	0	0	0	0	0	0	2
at Drake	N	0-0	0-0	0-0	0-0-0	0	0	0	0	0	0	1
GA State	N	0-1	0-1	0-0	0-0-0	2	0	0	0	0	0	5
TX Southern	N	0-0	0-0	0-0	0-1-1	0	0	0	1	0	0	2
Cornell	N	0-0	0-0	0-0	0-1-1	0	0	0	1	0	0	1
Mich. State												DNP
at Illinois												DNP
Minnesota												DNP
at Indiana												DNP
at Ohio State												DNP
Penn State												DNP
Wisconsin												DNP
at Michigan												DNP
Indiana												DNP
at Minnesota												DNP
at Wisconsin												DNP
Northwestern												DNP
at Mich. State	N	0-0	0-0	0-0	0-0-0	0	0	0	0	0	0	3
Purdue	N	0-0	0-0	0-0	0-1-1	1	0	0	1	0	0	2
at Penn State												DNP
Illinois												DNP
Purdue (n)	N	0-0	0-0	0-0	0-0-0	0	0	0	0	0	0	0

Career Bests

Points: 3, three times, last vs. Alabama, 11/19/06
Rebounds: 2 vs. Alabama, 11/19/06
FGM: 1, three times, last vs. Alabama, 11/19/07
FGA: 2, twice, last vs. Alabama, 11/19/06
FTM:
FTA:
Assists: 3 vs. The Citadel, 11/13/06
Steals: 1, four times, last at Virginia Tech, 11/29/06
Blocks:
Minutes: 12 vs. The Citadel, 11/13/06

Career Statistics

YEAR	G/GS	FG-A	PCT	3-PT	PCT	FT-A	PCT	O-D-RB	AVG	PF-DI	AS	TO	BK	ST	PTS	AVG
Fresh.	6/0	1-2	.500	1-2	.500	0-0	.000	0-1-1	0.2	2-0	4	1	0	0	3	0.5
Soph.	15/0	2-8	.250	2-6	.333	0-0	.000	1-7-8	0.5	11-0	3	5	0	4	6	0.4
Career	21/0	3-10	.300	3-8	.375	0-0	.000	1-8-9	0.4	13-0	7	6	0	4	9	0.4

THE STAT CREW SYSTEM For Basketball
Iowa Hawkeyes Combined Team Statistics (as of Mar 09, 2007)
All games

RECORD:	OVERALL	HOME	AWAY	NEUTRAL
ALL GAMES.....	(17-14)	(14-2)	(2-9)	(1-3)
CONFERENCE.....	(9-7)	(7-1)	(2-6)	(0-0)
NON-CONFERENCE.....	(8-7)	(7-1)	(0-3)	(1-3)

## Player	GP-GS	Min--Avg	---TOTAL---		---3-PTS---		FT-FTA	Pct	----REBOUNDS----				PF	FO	A	TO	Blk	Stl	Pts	Avg
			FG-FGA	Pct	3FG-FGA	Pct			Off	Def	Tot	Avg								
01 Haluska, Adam.....	31-31	1070 34.5	190-466	.408	90-248	.363	167-192	.870	27	117	144	4.6	54	0	80	53	8	42	637	20.5
34 Smith, Tyler.....	31-29	1045 33.7	174-394	.442	17-67	.254	96-132	.727	67	86	153	4.9	79	3	111	92	8	45	461	14.9
11 Freeman, Tony.....	31-17	780 25.2	76-189	.402	35-99	.354	46-66	.697	14	76	90	2.9	45	0	116	69	1	33	233	7.5
35 Henderson, Mike....	24-11	576 24.0	52-112	.464	2-9	.222	32-47	.681	8	29	37	1.5	34	1	56	65	1	19	138	5.8
53 Gorney, Seth.....	31-17	610 19.7	77-134	.575	0-2	.000	16-22	.727	43	75	118	3.8	72	0	15	22	7	14	170	5.5
24 Johnson, Justin....	31-7	613 19.8	54-140	.386	45-99	.455	15-21	.714	17	53	70	2.3	35	0	33	31	13	11	168	5.4
44 Tate, Cyrus.....	31-22	604 19.5	48-104	.462	0-0	.000	35-53	.660	47	88	135	4.4	93	4	13	42	8	17	131	4.2
52 Looby, Kurt.....	31-19	574 18.5	45-84	.536	0-0	.000	28-48	.583	56	87	143	4.6	98	5	13	19	53	19	118	3.8
04 Angle, J.R.....	28-2	206 7.4	17-36	.472	4-9	.444	9-10	.900	9	19	28	1.0	31	0	9	9	0	5	47	1.7
0 Crawford, Josh....	11-0	25 2.3	3-8	.375	0-0	.000	0-1	.000	3	3	6	0.5	6	0	1	3	0	6	0.5	
14 Wessels, Brett.....	15-0	59 3.9	2-8	.250	2-6	.333	0-0	.000	1	7	8	0.5	11	0	3	5	0	4	6	0.4
15 Bohall, Dan.....	11-0	27 2.5	0-6	.000	0-1	.000	4-10	.400	0	1	1	0.1	3	0	0	1	0	2	4	0.4
03 Adams, Drew.....	6-0	11 1.8	1-3	.333	0-0	.000	0-0	.000	1	1	2	0.3	1	0	1	1	0	0	2	0.3
TEAM.....										51	41	92	3.0	0		7				
Total.....	31	6200	739-1684	.439	195-540	.361	448-602	.744	344	683	1027	33.1	562	14	451	417	102	211	2121	68.4
Opponents.....	31	6200	737-1673	.441	204-573	.356	357-552	.647	373	684	1057	34.1	573	-	432	468	100	187	2035	65.6

TEAM STATISTICS	IOWA	OPP	DATE	OPPONENT	W/L	SCORE	ATTEND	
SCORING.....	2121	2035	11/13/06	THE CITADEL	W	75-53	9120	
Points per game.....	68.4	65.6	#11/17/06	vs Toledo	W	78-65	2468	
Scoring margin.....	+2.8	-	#11/19/06	vs Alabama	L	60-72	2451	
FIELD GOALS-ATT.....	739-1684	737-1673	#11/20/06	vs Villanova	L	60-89	3032	
Field goal pct.....	.439	.441	11/25/06	at Arizona State	L	64-67	10115	
3 POINT FG-ATT.....	195-540	204-573	11/29/06	at Virginia Tech	L	65-69	9847	
3-point FG pct.....	.361	.356	+12/01/06	TEXAS-PAN AMERICAN	W	62-46	10113	
3-pt FG made per game..	6.3	6.6	+12/02/06	COPPIN STATE	W	83-67	10844	
FREE THROWS-ATT.....	448-602	357-552	12/05/06	NORTHERN IOWA	L	55-57	11047	
Free throw pct.....	.744	.647	12/08/06	IOWA STATE	W	77-59	14577	
REBOUNDS.....	1027	1057	12/16/06	at Drake	L	59-75	7268	
Rebounds per game.....	33.1	34.1	12/20/06	GEORGIA STATE	W	101-59	9024	
Rebounding margin.....	-1.0	-	12/23/06	TEXAS SOUTHERN	W	90-63	10350	
ASSISTS.....	451	432	12/30/06	CORNELL	W	65-50	10990	
Assists per game.....	14.5	13.9	*01/04/07	MICHIGAN STATE	W	62-60	11469	
TURNOVERS.....	417	468	*01/10/07	at Illinois	L	70-74	16618	
Turnovers per game....	13.5	15.1	*01/13/07	MINNESOTA	W	60-49	15500	
Turnover margin.....	+1.6	-	*01/16/07	at Indiana	L	64-71	17240	
Assist/turnover ratio..	1.1	0.9	*01/20/07	at Ohio State	L	63-82	18963	
STEALS.....	211	187	*01/24/07	PENN STATE	W	79-63	10471	
Steals per game.....	6.8	6.0	*01/28/07	WISCONSIN	L	46-57	15500	
BLOCKS.....	102	100	*01/31/07	at Michigan	W	69-62	11129	
Blocks per game.....	3.3	3.2	*02/03/07	INDIANA	W	81-75	15500	
WINNING STREAK.....	0	-	*02/07/07	at Minnesota Golden Gophers	W	91-78	11434	
Home win streak.....	4	-	*02/10/07	at WISCONSIN	L	62-74	17190	
ATTENDANCE.....	195139	167323	*02/15/07	NORTHWESTERN	W	66-58	13668	
Home games-Avg/Game....	16-12196	11-12843	*02/17/07	at Michigan State	L	49-81	14759	
Neutral site-Avg/Game..	-	4-6514	*02/21/07	PURDUE	W	78-59	11466	
			*02/28/07	at Penn State	L	72-74	6706	
SCORE BY PERIODS:	1st	2nd	Total	*03/03/07	ILLINOIS	W	60-53	15500
				&03/09/07	vs Purdue Boilermakers	L	55-74	18103
Iowa Hawkeyes.....	967	1154	- 2121					
Opponents.....	933	1102	- 2035					

- - Paradise Jam, St. Thomas, Virgin Islands
+ - - Hawkeye Challenge, Iowa City, IA
* - - Big Ten Conference Game
& - - Big Ten Conference Tournament, Chicago, IL

Game-By-Game Results

Overall: 17-14; Big Ten: 9-7; Home: 14-2; Away: 2-9; Neutral: 1-3

Date	Opponent	Result	Attend.	Top Scorer	Top Rebounder
Nov. 13	The Citadel (n)	W, 75-53	9,120	Adam Haluska, 29	Kurt Looby, 14
% Nov. 17	Toledo (n)	W, 78-65	2,468	Tyler Smith, 28	Kurt Looby, 9
% Nov. 19	Alabama (n)	L, 60-72	2,451	Tyler Smith, 19	Tyler Smith, 6
% Nov. 20	Villanova (n)	L, 60-89	3,032	Adam Haluska, 18	Kurt Looby, 7
Nov. 25	at Arizona State	L, 64-67	10,115	Adam Haluska, 24	Cyrus Tate, 5
Nov. 29	at Virginia Tech	L, 65-69	9,847	Adam Haluska, 24	Smith/Tate, 7
+ Dec. 1	Texas-Pan American	W, 62-46	10,113	Justin Johnson, 14	Smith/Johnson/Angle, 5
+ Dec. 2	Coppin State	W, 83-67	10,844	Adam Haluska, 31	Tate/Haluska, 9
Dec. 5	Northern Iowa	L, 55-57	11,047	Tyler Smith, 20	Seth Gorney, 9
Dec. 8	Iowa State	W, 77-59	14,577	Adam Haluska, 18	Kurt Looby, 6
Dec. 16	at Drake	L, 59-75	7,268	Adam Haluska, 21	Adam Haluska, 7
Dec. 20	Georgia State	W, 101-59	9,024	Adam Haluska, 36	Kurt Looby, 12
Dec. 23	Texas Southern	W, 90-63	10,350	Tyler Smith, 25	Kurt Looby, 6
Dec. 30	Cornell	W, 65-50	10,990	Adam Haluska, 29	Smith/Johnson, 6
* Jan. 4	Michigan State	W, 62-60	11,469	Adam Haluska, 16	Cyrus Tate, 9
* Jan. 10	at Illinois	L, 70-74	16,618	Adam Haluska, 25	Tyler Smith, 7
* Jan. 13	Minnesota	W, 60-49	15,500	Adam Haluska, 22	Tony Freeman, 9
* Jan. 16	at Indiana	L, 64-71	17,240	Adam Haluska, 21	Tyler Smith, 6
* Jan. 20	at Ohio State	L, 63-82	18,963	Tyler Smith, 21	Kurt Looby, 5
* Jan. 24	Penn State	W, 79-63	10,471	Adam Haluska, 24	Gorney/Looby, 6
* Jan. 28	Wisconsin	L, 46-57	15,500	Adam Haluska, 16	Cyrus Tate, 10
* Jan. 31	at Michigan	W, 69-62	11,129	Tyler Smith, 22	Adam Haluska, 10
* Feb. 3	Indiana	W, 81-75	15,500	Adam Haluska, 33	Tyler Smith, 9
* Feb. 7	at Minnesota	W, 91-78	11,434	Adam Haluska, 34	Tyler Smith, 8
* Feb. 10	at Wisconsin	L, 62-74	17,190	Adam Haluska, 16	Haluska/Smith, 6
* Feb. 15	Northwestern	W, 66-58	13,668	Adam Haluska, 29	Cyrus Tate, 7
* Feb. 17	at Michigan State	L, 49-81	14,759	Adam Haluska, 11	Adam Haluska, 5
* Feb. 21	Purdue	W, 78-59	11,466	Tyler Smith, 18	Cyrus Tate, 10
* Feb. 28	at Penn State	L, 72-74	6,706	Adam Haluska, 30	Adam Haluska, 8
* Mar. 3	Illinois	W, 60-53	15,500	Adam Haluska, 21	Tate/Looby, 7
& Mar. 9	Purdue	L, 74-55	18,103	Tyler Smith, 17	Tyler Smith, 7

% - - Paradise Jam, St. Thomas, Virgin Islands

+ - - Hawkeye Challenge, Iowa City, IA

* - - Big Ten Conference Game

& - - Big Ten Conference Tournament, Chicago, IL

Attendance Summary	Games	Totals	Average
Home	16	195,139	12,196
Away	11	141,269	12,843
Neutral	4	26,054	7,955
Totals	31	362,462	11,692

Game-By-Game Statistics

Team	Score	FG-A	PCT	3-PT. FG	PCT	FT-A	PCT	REB	PF	AS	TO	BS	ST
at Iowa	75	28-57	.491	9-24	.375	10-13	.769	40	17	25	14	3	8
The Citadel	53	19-56	.339	6-22	.273	9-15	.600	33	17	7	16	3	8
Iowa (n)	78	27-64	.422	5-14	.357	19-25	.760	51	17	12	18	3	4
Toledo	65	24-64	.375	9-23	.391	8-11	.727	30	21	13	14	1	10
Iowa (n)	60	24-64	.375	7-30	.233	5-6	.833	31	20	17	11	1	9
Alabama	72	25-51	.510	5-16	.313	15-22	.682	39	11	14	17	7	6
Iowa (n)	60	19-46	.413	5-12	.417	17-23	.739	26	20	8	22	5	4
Villanova	89	30-57	.526	14-27	.519	15-20	.750	32	20	16	14	5	7
Iowa	64	26-54	.481	8-25	.320	4-5	.800	25	12	16	14	3	8
at Arizona State	67	27-53	.509	10-16	.625	3-4	.750	30	13	19	16	1	4
Iowa	65	23-54	.426	9-20	.450	10-13	.769	37	25	12	19	5	4
at Virginia Tech	69	24-55	.436	4-8	.500	17-33	.515	31	17	13	8	6	9
at Iowa	62	23-49	.469	5-14	.357	11-17	.647	31	14	15	12	2	14
TX-Pan American	46	19-45	.422	4-18	.222	4-10	.400	30	19	11	19	0	7
at Iowa	83	28-63	.444	10-23	.435	17-21	.810	41	17	22	12	3	5
Coppin State	67	24-57	.421	5-18	.278	14-19	.737	32	25	9	14	2	5
at Iowa	55	22-63	.349	6-14	.429	5-7	.714	34	24	11	10	0	5
Northern Iowa	57	17-48	.354	2-9	.222	21-29	.724	44	14	10	15	8	3
at Iowa	77	28-61	.459	6-8	.750	15-19	.789	30	18	17	12	6	13
Iowa State	59	22-57	.386	9-24	.375	6-11	.545	43	19	11	26	5	6
Iowa	59	20-51	.392	9-23	.391	10-14	.714	23	25	11	15	1	7
at Drake	75	26-49	.531	5-15	.333	18-29	.621	41	17	13	17	3	8
at Iowa	101	36-68	.529	11-21	.524	18-25	.720	44	22	26	14	4	9
Georgia State	59	19-55	.345	6-23	.261	15-25	.600	35	19	13	25	2	5
at Iowa	90	25-59	.424	7-18	.389	33-37	.892	34	16	20	9	4	11
Texas Southern	63	24-58	.414	6-15	.400	9-15	.600	41	28	16	24	3	4
at Iowa	65	25-45	.556	8-19	.421	7-10	.700	28	8	19	17	10	10
Cornell	50	19-53	.358	10-25	.400	2-4	.500	29	11	16	20	1	7
at Iowa	62	20-47	.426	4-13	.308	18-23	.783	26	14	14	7	3	8
Michigan State	60	22-53	.415	5-17	.294	11-14	.786	37	20	14	12	3	3
Iowa	70	21-48	.438	7-13	.538	21-27	.778	28	19	10	16	2	3
at Illinois	74	28-55	.509	8-25	.320	10-19	.526	33	19	19	14	2	6

Game-By-Game Statistics

Team	Score	FG-A	PCT	3-PT. FG	PCT	FT-A	PCT	REB	PF	AS	TO	BS	ST
at Iowa	60	18-53	.340	2-17	.118	22-27	.815	38	12	6	7	5	2
Minnesota	49	20-59	.339	4-17	.235	5-7	.714	40	17	9	11	4	4
Iowa	64	25-55	.455	2-10	.200	12-16	.750	33	18	12	14	1	7
at Indiana	71	25-54	.463	8-21	.381	13-17	.765	32	17	13	13	4	5
Iowa	63	27-56	.482	7-20	.350	2-6	.333	27	17	14	13	0	3
at Ohio State	82	31-53	.585	6-20	.300	14-17	.824	27	13	17	11	2	4
at Iowa	79	27-52	.519	8-17	.471	17-27	.630	32	21	11	8	4	4
Penn State	63	21-60	.350	6-23	.261	15-25	.600	44	22	12	13	0	3
at Iowa	46	16-57	.281	2-14	.143	12-18	.667	40	20	9	9	1	5
Wisconsin	57	20-43	.465	7-19	.368	10-18	.556	33	14	14	12	2	4
Iowa	69	24-56	.429	7-17	.412	14-18	.778	40	23	17	15	4	4
at Michigan	62	21-55	.382	1-8	.125	19-24	.792	31	17	15	11	5	6
at Iowa	81	21-52	.404	7-20	.350	32-37	.865	42	27	15	19	2	7
Indiana	75	25-52	.481	8-20	.400	17-23	.739	25	29	17	15	2	7
Iowa	91	32-55	.582	10-16	.625	17-21	.810	26	14	24	10	2	7
at Minnesota	78	31-49	.633	7-19	.368	9-12	.750	18	16	20	13	3	4
Iowa	62	27-64	.422	3-13	.231	5-10	.500	33	20	11	12	0	7
at Wisconsin	74	26-58	.448	8-17	.471	14-22	.633	42	13	14	14	6	7
at Iowa	66	20-48	.417	7-24	.292	19-24	.792	41	15	11	16	4	5
Northwestern	58	24-60	.400	3-19	.158	7-12	.583	32	21	16	10	3	7
Iowa	49	15-44	.341	2-12	.167	17-25	.680	23	11	7	17	2	7
at Michigan State	81	33-57	.579	10-22	.455	5-10	.500	36	22	18	12	7	11
at Iowa	78	25-45	.556	5-12	.417	23-33	.697	36	23	21	18	4	10
Purdue	59	20-50	.400	6-18	.333	13-27	.481	28	29	10	19	1	9
Iowa	72	27-58	.466	9-31	.290	9-11	.818	26	14	17	10	3	9
at Penn State	74	25-52	.481	10-18	.556	14-20	.700	32	11	17	13	1	5
at Iowa	60	19-45	.422	7-16	.438	15-20	.750	29	17	11	11	6	5
Illinois	53	20-55	.364	6-20	.300	6-12	.583	39	53	14	13	2	5
Iowa (n)	55	21-51	.412	1-10	.100	12-24	.500	29	22	10	16	9	7
Purdue	74	25-50	.500	6-11	.545	18-26	.692	38	22	13	17	6	8

Season & Career Bests

Season Bests

Player	Points	Rebounds	Assists	Blocks	Steals
Drew Adams	2, Citadel	1, Citadel/GA St.	1, TX Southern	---	---
J.R. Angle	8, Coppin State	5, TX-Pan AM	2, Purdue	---	2, Georgia State
Dan Bohall	2, at Mich. State	---	---	---	1, Citadel/at MSU
Josh Crawford	4, at Mich. State	1, six times	1, Villanova	1, TX So./at MSU	---
Tony Freeman	16, Alabama	9, Minnesota	11, Citadel	1, vs. Purdue	3, IA State/Mich St
Seth Gorney	12, at Indiana	9, Northern IA	3, Alabama	2, at Michigan	3, Citadel
Adam Haluska	36, Georgia State	10, at Michigan	9, Coppin State	2, Iowa State	4, Cornell, Purdue
Mike Henderson	12, Penn State	4, four times	9, GA St./TX Sou.	1, at Minnesota	3, TX Southern
Justin Johnson	14, Texas Pan Amer.	8, Minnesota	4, three times	3, Cornell	2, Copp. St./TX So.
Kurt Looby	13, Toledo/Villanova	14, Citadel	2, three times	5, three times	2, four times
Tyler Smith	28, Toledo	9, Indiana	7, Indiana, Purdue	2, vs. Purdue	5, at Wisconsin
Cyrus Tate	14, Mich. St.	10, Wisc/Purdue	2, three times	2, Minnesota	3, Purdue
Brett Wessels	3, Toledo/Alabama	2, Alabama	3, Citadel	---	1, four times

Career Bests

Player	Points	Rebounds	Assists
Drew Adams	2, Citadel	1, Citadel/Georgia State	1, TX Southern
J.R. Angle	8, Coppin State	5, Texas Pan American	2, Purdue
Dan Bohall	2, at Michigan State		
Josh Crawford	4, at Michigan State	1, six times, last at Mich. State	1, Villanova
Tony Freeman	16, Alabama	9, Minnesota	11 vs. Citadel
Seth Gorney	12, at Indiana	9 vs. Northern Iowa	3 vs. Alabama
Adam Haluska	36, Georgia State	11 vs. ARK-Pine Bluff, '03	9, Coppin State
Mike Henderson	17, Michigan St., '05	8 vs. Drake/Illinois, '06	9, Georgia State/TX Southern
Justin Johnson	14, Texas Pan American	8, Minnesota	4 at Arizona State
Kurt Looby	13, Toledo/Villanova	14 vs. Citadel	3, four times
Tyler Smith	28, Toledo	9, Indiana	7, Indiana, Purdue
Cyrus Tate	14, Mich. St.	10, Wisconsin, Purdue	2 at VA Tech
Brett Wessels	3, three times, last vs. Alabama	2 vs. Alabama	3 vs. Citadel

NOTE: Career bests occurred in 2006-07 unless otherwise noted.

Individual Points/Rebounds

	A D A M S	A N G L E	B O H A L L	C R A W F O R D	F R E E M A N	G O R N E Y	H A L U S K A	H E N D E R S O N	J O H N S O N	L O O B Y	S M I T H	T A T E	W E S E L S
The Citadel	2-1	2-2	0-0	0-0	7#6	10#2	29#5	INJ	6#3	4#14	2-0	13-3	0-1
% Toledo (n)	DNP	0-1	DNP	DNP	2#8	10#5	10#5	INJ	3#2	13#9	28-6	9-7	3-1
% Alabama (n)	DNP	0-3	0-0	0-1	16#4	10#2	4#4	INJ	6-2	0#2	19#6	2-2	3-2
% Villanova (n)	0-0	5-0	0-0	0-1	7#1	2#1	18#4	INJ	0-1	13#7	12#3	3-3	0-0
at Arizona State	DNP	5-1	DNP	DNP	3#0	2#3	24#4	INJ	8-2	6#2	12#4	4-5	0-1
at Virginia Tech	DNP	0-1	DNP	DNP	11-2	4-5	24#2	INJ	9#6	6#4	7#7	4#7	0-0
+ Texas-Pan American	DNP	0-5	0-0	0-0	10-1	8-4	8#4	DNP	14#5	4#2	12#5	6#3	0-0
+ Coppin State	DNP	8-2	DNP	DNP	6-2	2-3	31#9	1-0	13#5	0#1	16#7	6#9	DNP
Northern Iowa	DNP	2-0	DNP	DNP	11-4	8-9	9#3	0-0	3#0	0#4	20#6	2#4	DNP
Iowa State	0-0	5#2	0-0	0-0	11#2	6#4	18#4	8-0	6-1	5-6	16#2	2-3	0-0
at Drake	DNP	0#1	DNP	0-0	4#1	2#5	21#7	2-0	12-0	2-0	16#5	0-1	0-0
Georgia State	0-1	4-2	0-0	2-1	12-3	8#5	36#1	8#4	8-6	6-12	15#5	2#2	0-0
Texas Southern	0-0	2-2	0-0	0-1	4-1	10#3	21#4	9#9	9-2	3-6	25#3	7#5	0-1
Cornell	DNP	2-1	DNP	DNP	6-0	4#3	29#3	6#1	0-6	0-5	18#6	0#1	0-1
* Mich. State	DNP	4-0	DNP	DNP	3-1	3#3	16#5	5#0	0-1	7-3	10#4	14#9	DNP
* at Illinois	DNP	0-0	DNP	DNP	5-1	6#4	25#2	4#3	11-2	5-3	12#7	2#2	DNP
* Minnesota	DNP	0-0	DNP	DNP	7-9	6#4	22#4	7#1	0-8	0-4	15#3	3#4	DNP
* at Indiana	DNP	0-1	DNP	DNP	0-1	12#5	21#4	5#4	4#2	2-3	17#6	3-4	DNP
* at Ohio State	DNP	0-0	DNP	DNP	6#2	4#4	15#4	8#4	3-1	2-5	21#4	4-1	DNP
* Penn State	DNP	0-0	DNP	DNP	5-4	2#6	24#3	12#1	9-0	6-6	19#5	2#5	DNP
* Wisconsin	DNP	0-1	DNP	DNP	3-2	2#4	16#7	5#1	0-0	6-6	8#5	6#10	DNP
* at Michigan	DNP	0-0	DNP	DNP	14-1	6-7	17#10	0#1	6-1	0#3	22#8	4#4	DNP
* Indiana	DNP	0-0	DNP	DNP	4#4	6-6	33#5	4-3	8-2	2#6	18#9	6#4	DNP
* at Minnesota	DNP	3-1	DNP	DNP	11#3	8-1	34#5	11-1	1-2	4#0	19#8	0#2	DNP
* at Wisconsin	DNP	DNP	DNP	DNP	8#5	8-4	16#6	6-1	5-1	5#4	8#6	6#4	DNP
* Northwestern	DNP	0-0	DNP	DNP	5#6	0-5	29#6	6-3	6-3	5#6	13#4	2#7	DNP
* at Mich. State	0-0	3-1	2-0	4-1	3#3	7-4	11#5	0-0	8-1	2-2	6#2	3#2	0-0
* Purdue	DNP	0-1	1-2	0-0	14#1	8-3	11#3	10-1	0-0	4#4	18#4	11#10	0-1
* at Penn State	DNP	DNP	DNP	DNP	11#6	4#3	30#8	8-0	3-2	2#1	14#4	0#2	DNP
* Illinois	DNP	DNP	DNP	DNP	13#2	0-1	21#2	11-4	5-2	0#7	6#2	4#7	DNP
& Purdue	DNP	2-0	0-0	0-0	11#4	2-0	14#6	2-0	2-1	4#6	17#7	1#3	0-0

% -- Paradise Jam, St. Thomas, Virgin Islands
 + -- Hawkeye Challenge, Iowa City, IA
 * -- Big Ten Conference Game
 & -- Big Ten Conference Tournament, Chicago, IL

-- Denotes starting line-up

The Last Time . . .

The Last Time a Player . . .***Had 30 or more points***

Iowa - - 30, Adam Haluska, at Penn State, 2/28/07
Opponent - - 32, Vedran Vukusic, Northwestern, 1/26/05

Made at least 90% of his FGA (10 att.)

Iowa - - .909 (9-10), Luke Recker vs. Purdue, 3/07/02
Opponent - - .923 (12-13), Greg Oden, Ohio State, 1/20/07

Made 100% of his FTA (10 att.)

Iowa - - 1.000 (10-10), Tyler Smith vs. Indiana 2/3/07
Opponent - - 1.000 (10-10), Vincent Grier, Minnesota, 2/18/06

Had 15 or more rebounds

Iowa - - 23, Greg Brunner vs. Minnesota, 1/18/06
Opponent - - 17, Marco Killingsworth, Indiana, 2/11/06

Had 10 or more assists

Iowa - - 10, Jeff Horner vs. Ohio State (Big Ten Tournament), 3/12/06
Opponent - - 10, Travis Walton, Michigan State, 2/17/07

Had 5 or more blocks

Iowa - - 5, Kurt Looby vs. Purdue, 3/9/07
Opponent - - 5, Lewis Witcher, Virginia Tech, 11/29/06

Had 5 or more steals

Iowa - - 5, Tyler Smith at Wisconsin, 2/10/07
Opponent - - 5, Vedran Vukusic, Northwestern, 2/12/05

The Last Time A Team . . .***Scored 100 or more points***

Iowa - - 101, vs. Georgia State, 12/20/06
Opponent - - 106, North Carolina, 11/24/04

Scored 40 or fewer points

Iowa - - 39 vs. Indiana, 1/10/49
Opponent - - 38, Penn State, 3/1/06

Won an overtime game

Iowa - - 76-72 (3OT) vs. Minnesota, 1/18/06
Opponent - - 63-67 (1 OT), at Northern Iowa, 12/6/05

Made at least 60% of its FGA (20 att.)

Iowa - - .653 (32-44) vs. Michigan, 2/4/06
Opponent - - .633 (31-49), Minnesota, 2/7/07

Made at least 50% of its 3-pt. FGA (8 att.)

Iowa - - .625 (10-16), at Minnesota, 2/7/07
Opponent - - .545 (6-11), Purdue, 3/9/07

Made at least 90% of its FTA (10 att.)

*Iowa - - 1.000 (20-20) vs. Western Illinois, 11/19/04
Opponents - - .900 (9-10), Robert Morris, 12/22/05

* - - School Record

Season Highs & Lows

Individual Highs

Points:	36	Adam Haluska vs. Georgia State
Field Goals:	13 (19 att.)	Adam Haluska vs. Georgia State
Field Goal Attempts:	20 (7 made)	Adam Haluska at Wisconsin
Field Goal Percentage (8 att.):	.769 (10-13)	Adam Haluska vs. Cornell
3-pt. Field Goals:	6	Adam Haluska vs. Citadel (14 att.); vs. Coppin State (12 att.); vs. Georgia State (11 att.); vs. Cornell (9 att.); at Minn. (10 att.)
3-pt. Field Goal Attempts:	14 (6 made)	Adam Haluska vs. The Citadel
3-pt. Field Goal Percentage (4 att.):	.800 (4-5)	Justin Johnson at Drake; Tyler Smith vs. Texas Southern
Free Throws:	16 (18 att.)	Adam Haluska vs. Northwestern
Free Throw Attempts:	18 (16 made)	Adam Haluska vs. Northwestern
Free Throw Percentage (7 att):	1.000	Smith (10-10) vs. Indiana; Haluska (8-8) vs. Minnesota
Rebounds:	14	Kurt Looby vs. The Citadel
Assists:	11	Tony Freeman vs. The Citadel
Blocked Shots:	5	Kurt Looby vs. Cornell, Illinois, Purdue
Steals:	5	Tyler Smith at Wisconsin

Team Highs

Iowa

101 vs. Georgia State
 36 (68 att.) vs. Georgia State
 68 (36 made) vs. Georgia State
 .582 (32-55) at Minnesota
 11 (21 att.) vs. Georgia State
 31 (9 made) at Penn State
 .750 (6-8) vs. Iowa State
 33 (37 att.) vs. Texas Southern
 37 (33 made) vs. TX Southern; vs. Indiana (32 made)
 .892 (33-37) vs. Texas Southern
 51 vs. Toledo
 26 vs. Georgia State
 10 vs. Cornell
 14 vs. Texas Pan American
 22 vs. Villanova
 25 at Virginia Tech & at Drake

Points
Field Goals
FG Attempts
FG Percentage
3-pt. Field Goals
3-pt. FG Attempts
3-pt. FG Percentage
Free Throws
FT Attempts
FT Percentage
Rebounds
Assists
Blocked Shots
Steals
Turnovers
Fouls

Opponent

89 by Villanova
 33 (57 att.) by Michigan State
 64 (24 made) by Toledo
 .633 (31-49) by Minnesota
 14 (27 att.) by Villanova
 27 (14 made) by Villanova
 .625 (10-16) by Arizona State
 21 (29 att.) by Northern Iowa
 33 (17 made) by Virginia Tech
 .824 (14-17) by Ohio State
 44 by Northern Iowa, Penn State
 19 by Arizona State
 8 by Northern Iowa
 11 by Michigan State
 26 by Iowa State
 29 by Indiana, Purdue

Team Lows

Iowa

46 vs. Wisconsin
 15 (44 att.) at Michigan State
 44 (15 made) at Michigan State
 .281 (16-57) vs. Wisconsin
 2, four times, last at Michigan State
 8 (6 made) vs. Iowa State
 .100 (1-10) vs. Purdue
 2 (6 att.) at Ohio State
 5 (4 made) vs. Arizona State
 .333 (2-6) at Ohio State
 23 at Drake
 6 vs. Minnesota
 0 vs. Northern Iowa, at Ohio State & at Wisconsin
 2 vs. Minnesota
 7 vs. Michigan State & Minnesota
 8 vs. Cornell

Points
Field Goals
FG Attempts
FG Percentage
3-pt. Field Goals
3-pt. FG Attempts
3-pt. FG Percentage
Free Throws
FT Attempts
FT Percentage
Rebounds
Assists
Blocked Shots
Steals
Turnovers
Fouls

Opponent

46 by Texas Pan American
 17 (48 att.) by Northern Iowa
 43 (20 made) by Wisconsin
 .339 by Citadel (19-56) & Minn. (20-59)
 1 (8 att.) by Michigan
 8 (4 made) by VA Tech/(1 made) by Mich.
 .125 (1-8) by Michigan
 2 (4 att.) by Cornell
 4 (3 made) by Arizona State; (2 made) Cornell
 .400 (4-10) by Texas Pan America
 18 by Minnesota
 7 by The Citadel
 0 by Texas-Pan Amer.
 3 by Northern Iowa & Michigan State
 8 by Virginia Tech, Penn State
 11 by Alabama & Cornell

Iowa's Record When . . .

When playing at home:	14-2	When leading at the half:	13-4	When wearing White:	11-3
When playing on the road:	2-9	When trailing at the half:	2-10	When wearing Black:	2-10
When playing on a neutral court:	1-3	When tied at the half:	2-0	When wearing Gold:	4-1
When Iowa scores 100 points or more:	1-0	Iowa field goal percentage at home:	381-864	.441	
When Iowa scores 90-99 points:	2-0	Iowa field goal percentage on road:	358-915	.391	
When Iowa scores 80-89 points:	2-0	Iowa 3-point percentage at home:	104-274	.380	
When Iowa scores 70-79 points:	5-2	Iowa 3-point percentage on road:	91-266	.342	
When Iowa scores under 70 points:	7-12	Iowa free throw percentage at home:	264-358	.737	
		Iowa free throw percentage on road:	174-244	.713	
When opponent scores 100 points or more:	0-0	On Sunday:	0-2		
When opponent scores 90-99 points:	0-0	On Monday:	1-1		
When opponent scores 80-89 points:	0-3	On Tuesday:	0-2		
When opponent scores 70-79 points:	2-6	On Wednesday:	5-3		
When opponent scores 60-69 points:	6-2	On Thursday:	2-0		
When opponent scores fewer than 60 points:	9-3	On Friday:	3-1		
		On Saturday:	6-5		
When Iowa shoots at least 50% from the field:	5-0	On CBS:	0-1		
When Iowa shoots less than 50% from the field:	12-14	On ESPN:	1-3		
When opponent shoots at least 50% from the field:	1-8	On ESPN2:	1-0		
When opponent shoots less than 50% from the field:	16-6	On ESPN Plus:	14-4		
When Iowa has higher FG% than opponent:	14-0	On ESPNU:	0-3		
When opponent has higher FG%:	3-13	On Fox Sports:	0-3		
When FG% is equal:	0-0	On Opponent Network:	0-0		
When Iowa outrebounds opponent:	10-3	No Television:	1-0		
When opponent has more rebounds:	7-10				
When rebounds are equal:	0-1				
When Iowa shoots at least 80% from the line:	5-3	Most Points, First Half:	49 vs. GA St./TX Sou.		
When Iowa shoots less than 80% from the line:	12-11	Fewest Points, First Half:	17 at Indiana & at MSU		
When opponent shoots at least 80% from the line:	0-1	Most Points Allowed, First Half:	44 at Michigan State		
When opponent shoots less than 80% from the line:	17-13	Fewest Points Allowed, First Half:	16 vs. Minnesota		
When Iowa shoots more free throws than opponent:	14-4	Most Points, Second Half:	52 vs. Georgia State		
When opponent shoots more free throws:	2-9	Fewest Points, Second Half:	24 vs. Wisconsin		
When free throws attempts are equal:	1-1	Most Points Allowed, Second Half:	48 vs. Villanova		
When Iowa has higher FT% than opponent:	15-8	Fewest Points Allowed, Second Half:	23 vs. Texas Pan Amer.		
When opponent has higher FT%:	2-6	Largest Halftime Advantage:	22 vs. Texas Southern		
When FT% is equal:	0-0	Largest Halftime Deficit:	27 at Michigan State		
When Iowa shoots at least 50% from three-point range:	3-1				
When Iowa shoots less than 50% from three-point range:	14-13				
When opponent shoots at least 50% from three-point range:	1-5				
When opponent shoots less than 50% from three-point range:	16-9				
When Iowa has a higher three-point FG% than opponent:	13-4				
When opponent has a higher three-point FG%:	4-10				
When three-point FG% is equal:	0-0				
When Iowa has more assists than opponent:	10-2				
When opponent has more assists:	6-11				
When assists are equal:	1-1				
When Iowa has fewer turnovers than opponent:	13-7				
When opponent has fewer turnovers:	4-7				
When turnovers are equal:	0-0				
When Iowa has more steals than opponent:	9-6				
When opponent has more steals:	4-7				
When steals are equal:	4-1				

Iowa Under Steve Alford . . .

When playing at home:	100-27	When leading at the half:	114-29	When wearing White:	75-22
When playing on the road:	28-61	When trailing at the half:	34-72	When wearing Black:	32-62
When playing on a neutral court:	24-18	When tied at the half:	4-5	When wearing Gold:	45-22
When Iowa scores 100 points or more:	3-0	Iowa field goal percentage at home:	3,021-6,864	.440	
When Iowa scores 90-99 points:	8-2	Iowa field goal percentage on road:	2,999-6,962	.431	
When Iowa scores 80-89 points:	33-5	Iowa 3-point percentage at home:	679-2,052	.331	
When Iowa scores 70-79 points:	58-20	Iowa 3-point percentage on road:	767-2,217	.346	
When Iowa scores under 70 points:	50-79	Iowa free throw percentage at home:	2,208-3,142	.703	
		Iowa free throw percentage on road:	2,027-2,893	.701	
When opponent scores 100 points or more:	0-1	On Sunday:	8-5		
When opponent scores 90-99 points:	1-6	On Monday:	5-4		
When opponent scores 80-89 points:	5-24	On Tuesday:	25-14		
When opponent scores 70-79 points:	27-47	On Wednesday:	24-30		
When opponent scores 60-69 points:	57-20	On Thursday:	12-5		
When opponent scores fewer than 60 points:	62-8	On Friday:	20-8		
		On Saturday:	58-40		
When Iowa shoots at least 50% from the field:	44-6	On CBS:	7-8		
When Iowa shoots less than 50% from the field:	108-100	On ESPN:	16-23		
When opponent shoots at least 50% from the field:	7-36	On ESPN2:	12-6		
When opponent shoots less than 50% from the field:	145-70	On ESPN Plus:	107-58		
When Iowa has higher FG% than opponent:	127-19	On ESPNU:	1-3		
When opponent has higher FG%:	24-85	On Fox Sports:	0-3		
When FG% is equal:	1-2	On Opponent Network:	6-5		
When Iowa outrebounds opponent:	101-50	No Television:	3-0		
When opponent has more rebounds:	43-54				
When rebounds are equal:	8-2				
When Iowa shoots at least 80% from the line:	22-17	Most Points, First Half:	56 vs. UNC-A, 11/23/03		
When Iowa shoots less than 80% from the line:	130-89	Fewest Points, First Half:	16 at Mich. St., 3/5/03		
When opponent shoots at least 80% from the line:	22-16	Most Points Allowed, First Half:	59 by N. Car., 11/24/04		
When opponent shoots less than 80% from the line:	130-90	Fewest Points Allowed, First Half:	12 by ASU, 12/17/05		
When Iowa shoots more free throws than opponent:	127-45	Most Points, Second Half:	56 vs. W. Car., 12/18/04		
When opponent shoots more free throws:	22-59	Fewest Points, Second Half:	20 at Wisconsin, 1/5/06		
When free throws attempts are equal:	3-2	Most Points Allowed, Second Half:	56, twice (MSU/KSU)		
When Iowa has higher FT% than opponent:	95-44	Fewest Points Allowed, Second Half:	19 by Liberty, 12/22/02		
When opponent has higher FT%:	56-61	Largest Halftime Advantage:	27 at Penn State, 2/26/05		
When FT% is equal:	1-1	Largest Halftime Deficit:	27 vs. UMES, 11/13/01		
			33 at Mich. St., 3/5/03		
When Iowa shoots at least 50% from three-point range:	32-7				
When Iowa shoots less than 50% from three-point range:	120-99				
When opponent shoots at least 50% from three-point range:	6-19				
When opponent shoots less than 50% from three-point range:	146-87				
When Iowa has a higher three-point FG% than opponent:	101-25				
When opponent has a higher three-point FG%:	50-79				
When three-point FG% is equal:	1-2				
When Iowa has more assists than opponent:	101-17				
When opponent has more assists:	43-85				
When assists are equal:	8-4				
When Iowa has fewer turnovers than opponent:	89-28				
When opponent has fewer turnovers:	55-70				
When turnovers are equal:	8-8				
When Iowa has more steals than opponent:	77-36				
When opponent has more steals:	63-61				
When steals are equal:	12-9				

2006-07 Game Summaries

(1) IOWA 75, THE CITADEL 53
November 13, 2006, Carver-Hawkeye Arena, Iowa City, IA

Senior guard Adam Haluska matched a career-high with 29 points in leading Iowa to a 75-53 season-opening win over The Citadel in Iowa City. Haluska connected on 8-16 field goal attempts, including 6-14 treys, and added 7-7 free throws. He also had five rebounds and six assists.

The win marked Iowa's 29th straight win in a season opening game and extended Iowa's home court winning streak to 19 games.

Sophomore Cyrus Tate, in his first game at Iowa, came off the bench to add 13 points on 6-7 field goals. Junior center Seth Gorney added 10 points and three steals and junior forward Kurt Looby, also in his first game as a Hawkeye, led both teams with 14 rebounds and collected three blocked shots. Sophomore point guard Tony Freeman had 11 assists, seven points and six rebounds.

Iowa started strong at both ends of the floor. The Hawkeyes shot 50% from the field in the opening half, while allowing The Citadel to shoot just 29.6%. Iowa built a 42-22 halftime advantage and was never threatened in the second half.

Iowa shot 49.1% from the field and 37.5% from three-point range, while holding The Citadel to 33.9% shooting. Iowa won the rebounding battle 40-33 and had 25 assists.

THE CITADEL -- 53

Name	FG	3-PT	FT	RB	PF	TP	A	TO	BK	S	MN
Everhart	1-6	0-3	1-3	12	4	3	1	2	0	1	36
Nelson	2-11	0-0	0-0	6	3	4	0	3	0	0	17
Diasparra	1-2	1-1	0-0	0	1	3	0	2	0	1	15
McLendon	0-3	0-2	0-0	2	1	0	0	0	0	0	13
Hammack	2-9	0-6	4-5	1	2	8	1	3	2	3	31
Valiulis	5-9	3-4	2-2	2	1	15	0	1	0	1	26
Brick	5-7	1-2	0-0	2	2	11	3	2	0	1	28
Streeter	0-2	0-0	0-0	1	0	0	0	0	1	0	13
Schiavoni	1-4	1-3	1-2	3	0	4	0	0	0	0	5
Thompson	2-3	0-1	0-1	0	3	4	2	1	0	1	14
Smith	0-0	0-0	1-2	1	0	1	0	0	0	0	2
Team				3		2					
Totals	19-56	6-22	9-15	33	17	53	7	16	3	8	200
	FG%: .339	3PT%: .273	FT%: .600								

IOWA -- 75

Name	FG	3-PT	FT	RB	PF	TP	A	TO	BK	S	MN
Looby	2-6	0-0	0-2	14	1	4	1	1	3	0	27
Gorney	4-7	0-0	2-2	2	0	10	1	2	0	3	25
Haluska	8-16	6-14	7-7	5	2	29	6	3	0	1	33
Freeman	3-7	1-3	0-0	6	1	7	11	3	0	1	32
Johnson	2-7	2-7	0-0	3	1	6	0	3	0	0	31
Crawford	0-0	0-0	0-0	1	0	0	0	0	0	0	1
Adams	1-1	0-0	0-0	1	1	2	0	0	0	0	2
Angle	1-2	0-0	0-0	2	0	2	0	0	0	0	7
Wessels	0-1	0-0	0-0	1	3	0	3	0	0	1	12
Bohall	0-1	0-0	0-0	0	1	0	0	0	0	1	2
Smith	1-2	0-0	0-0	0	5	2	3	1	0	0	10
Tate	6-7	0-0	1-2	3	2	13	0	0	0	1	18
Team				2							
Totals	28-57	9-24	10-13	40	17	75	25	14	3	8	200
	FG%: .491	3PT%: .375	FT%: .769								

Score by Periods:

The Citadel	22	31	53
Iowa	42	33	75

Attendance: 9,120

(2) IOWA 78, TOLEDO 65
November 17, 2006, St. Thomas, Virgin Islands

Freshman Tyler Smith came off the bench to score 28 points to lead Iowa to a 78-65 win over Toledo in the first round of the Paradise Jam.

Smith and the young Hawkeyes took over the boards in the second half in earning the win. For the game, Smith connected on 11-17 field goals and 5-8 free throws and made his only three-point attempt. He added six rebounds and five assists in 28 minutes of action.

Smith had plenty of help from his young teammates. Junior center Kurt Looby, in just his second game at Iowa, collected two quick fouls and played just two minutes in the first half. Consequently, the Hawkeyes held just a 21-19 rebounding advantage over the Rockets, a popular choice to win the Mid-American Conference this season after winning 20 games a year ago.

Looby was a different story in the second half. He ended the contest with 13 points and nine rebounds as the Hawkeyes won the rebounding battle 51-30. Junior center Seth Gorney and senior guard Adam Haluska each added 10 points and five rebounds. Cyrus Tate added nine points and seven rebounds off the bench as Iowa's reserves scored 40 points.

Iowa shot 42.2% from the field, compared to 37.5% for Toledo. The Hawkeyes also shot 35.7% from three-point range and hit 19-25 (76%) free throws. Iowa's defense also allowed the veteran Rockets just three free throw attempts in the second half.

TOLEDO -- 65

Name	FG	3-PT	FT	RB	PF	TP	A	TO	BK	S	MN
Howell	5-13	4-7	2-2	6	3	16	0	0	0	2	36
Valencia	6-10	0-0	0-0	8	1	12	1	2	0	0	32
Payne	0-4	0-2	0-0	1	4	0	7	3	0	1	26
Ingram	6-20	4-12	6-7	4	2	22	3	4	0	4	36
Johnson	1-3	1-1	0-0	1	1	3	1	1	0	0	12
Amos	2-3	0-0	0-0	5	4	4	1	0	0	2	25
Young	0-1	0-0	0-0	0	2	0	0	1	0	0	8
Kent	4-7	0-1	0-2	2	2	8	0	1	1	1	20
Ross	0-3	0-0	0-0	1	2	0	0	0	0	0	5
Team				2							
Totals	24-64	9-23	8-11	30	21	65	13	14	1	10	200
	FG%: .375	3PT%: .391	FT%: .727								

IOWA -- 78

Name	FG	3-PT	FT	RB	PF	TP	A	TO	BK	S	MN
Johnson	1-4	1-1	0-0	2	1	3	0	0	0	0	20
Looby	5-9	0-0	3-5	9	2	13	2	0	1	0	19
Gorney	4-6	0-0	2-2	5	3	10	0	0	1	0	25
Haluska	2-15	2-8	4-4	5	3	10	2	5	0	0	38
Freeman	0-5	0-2	2-2	8	1	2	3	8	0	1	33
Angle	0-1	0-0	0-0	1	1	0	0	1	0	0	7
Wessels	1-2	1-2	0-0	1	2	3	0	0	0	1	8
Smith	11-17	1-1	5-8	6	1	28	5	1	0	0	32
Tate	3-5	0-0	3-4	7	3	9	0	3	1	2	18
Team				7							
Totals	27-64	5-14	19-25	51	17	78	12	18	3	4	200
	FG%: .422	3PT%: .357	FT%: .760								

Score by Periods:

Toledo	30	35	65
Iowa	33	45	78

Attendance: 2,468

2006-07 Game Summaries

(3) ALABAMA 72, IOWA 60
November 19, 2006, St. Thomas, Virgin Islands

Tenth-ranked Alabama used its inside strength to take a 72-60 win over Iowa in the semi-finals of the Paradise Jam.

Iowa started fast, jumping to a 9-3 lead in the opening minutes, getting baskets from four different players. Alabama tied the score at 9-9 with 15 minutes to play before Iowa built a 17-14 advantage on two free throws by Tyler Smith. Alabama would rally to lead by four on two occasions in the first half before holding a 32-31 margin at the break.

Tony Freeman hit a three-pointer to give Iowa a 34-32 lead early in the second half. Alabama's Richard Hendrix answered with two baskets from the paint and Alabama led the rest of the way. The Crimson Tide led by 10 with 7:52 remaining, but could build no more than a 12 point advantage the rest of the way.

Alabama shot 51% from the field and won the rebounding battle by a 39-31 margin. Alabama had 38 points in the paint.

Iowa's inside game suffered as the Hawkeyes were in early foul trouble. Kurt Looby had three fouls in the first half, while Seth Gorney and Cyrus Tate each had two. Tate and Looby both picked up four fouls early in the second half.

Iowa shot just 37.5% from the field for the game, including 7-30 (23.3%) from three point range. The Hawkeye defense did force 17 Alabama turnovers.

Smith led Iowa for the second night in the tournament. The true freshman had 19 points, hitting 7-13 field goals and the 5-6 free throws. He added six rebounds, four assists and two steals. Freeman added 16 points and three assists and Seth Gorney added 10 points.

ALABAMA -- 72

Name	FG	3-PT	FT	RB	PF	TP	A	TO	BK	S	MN
Hendrix	6-7	0-0	2-2	7	1	14	0	2	2	1	35
Davidson	5-10	1-1	4-8	11	1	15	4	5	4	0	36
Hollinger	0-1	0-1	2-2	1	1	2	0	1	0	0	16
Gee	8-13	0-2	5-7	6	1	21	2	0	1	2	35
Steele	7-11	4-5	0-1	4	2	18	6	5	0	0	38
Riley	0-6	0-5	0-0	5	4	0	1	2	0	0	19
Torrance	0-3	0-2	0-0	0	1	0	1	1	0	1	10
Jemison	0-0	0-0	2-2	1	0	2	0	1	0	2	11
Team				4							
Totals	26-51	5-16	15-22	39	11	72	14	17	7	6	200
	FG%: .510	3PT%: .313	FT%: .682								

IOWA -- 60

Name	FG	3-PT	FT	RB	PF	TP	A	TO	BK	S	MN
Smith	7-13	0-2	5-6	6	2	19	4	2	0	2	37
Looby	0-0	0-0	0-0	2	4	0	2	0	1	2	19
Gorney	5-10	0-1	0-0	2	2	10	3	2	0	2	28
Haluska	2-13	0-9	0-0	4	2	4	2	3	0	0	32
Freeman	6-13	4-9	0-0	4	2	16	3	2	0	1	23
Crawford	0-0	0-0	0-0	1	0	0	0	0	0	0	2
Angle	0-2	0-0	0-0	3	2	0	0	2	0	1	16
Wessels	1-2	1-2	0-0	2	0	3	0	0	0	0	8
Bohall	0-0	0-0	0-0	0	1	0	0	0	0	0	1
Johnson	2-8	2-7	0-0	2	1	6	3	0	0	0	22
Tate	1-3	0-0	0-0	2	4	2	0	0	0	1	12
Team				3							
Totals	24-64	7-30	5-6	31	20	60	17	11	1	9	200
	FG%: .375	3PT%: .233	FT%: .833								

Score by Periods:

Alabama	32	40	72
Iowa	31	29	60

Attendance: 2,451

(4) VILLANOVA 89, IOWA 60
November 20, 2006, St. Thomas, Virgin Islands

Villanova used its experience, depth and a smothering defense to take an 89-60 win over Iowa in the consolation championship of the 2006 Paradise Jam.

Villanova, an Elite Eight last season, forced 22 Hawkeye turnovers and held Iowa to 41.3% shooting from the field. The Hawkeyes shot just 31.3% in the first half as the Wildcats built a 41-24 advantage. Iowa pulled to within 18-17 on two free throws by Kurt Looby midway through the first half. Villanova took control from there, using a 16-0 run to pull away.

Villanova shot 60.7% from the field over the final 20 minutes, including 70% (7-10) from three-point range. For the game the Wildcats shot 52.6% from the field.

Iowa built a 10-3 lead in the opening minutes, helped by six straight free throws from senior Adam Haluska. But Iowa committed 13 turnovers before the break and the Wildcats turned a number of those mistakes into easy baskets.

Haluska led Iowa in scoring with 18 points, hitting 5-13 field goals and 7-8 free throws. After fighting foul problems in a loss to Alabama, Kurt Looby fought back against Villanova with 13 points and a team-high seven rebounds.

Freshman Tyler Smith, who earned a spot on the all-tournament team, added 12 points, three rebounds and two steals and Tony Freeman added five assists.

IOWA -- 60

Name	FG	3-PT	FT	RB	PF	TP	A	TO	BK	S	MN
Smith	5-12	1-2	1-2	3	3	12	0	10	1	2	35
Looby	3-4	0-0	7-8	7	2	13	0	0	3	1	30
Gorney	1-3	0-0	0-0	1	2	2	0	0	0	0	14
Haluska	5-13	1-3	7-8	4	2	18	1	5	1	1	27
Freeman	2-6	2-4	1-3	1	3	7	5	4	0	0	31
Crawford	0-0	0-0	0-0	1	0	0	1	0	0	0	2
Adams	0-0	0-0	0-0	0	0	0	0	0	0	0	2
Angle	2-2	1-1	0-0	0	1	5	0	0	0	0	4
Wessels	0-1	0-0	0-0	0	2	0	0	0	0	0	7
Bohall	0-1	0-1	0-0	0	1	0	0	0	0	0	2
Johnson	0-3	0-1	0-0	1	2	0	1	1	0	0	23
Tate	1-1	0-0	1-2	3	2	3	0	1	0	0	23
Team				5							
Totals	19-46	5-12	17-23	26	20	60	8	22	5	4	200
	FG%: .413	3PT%: .417	FT%: .739								

VILLANOVA -- 89

Name	FG	3-PT	FT	RB	PF	TP	A	TO	BK	S	MN
Cunningham	4-8	0-0	1-1	5	3	9	1	1	2	1	30
Sumpter	7-10	4-6	8-10	3	0	26	2	3	2	0	30
Sheridan	1-1	0-0	0-0	0	2	2	1	1	0	0	16
Reynolds	0-2	0-1	1-2	3	2	1	4	0	1	0	25
Nardi	6-13	4-7	0-0	3	1	16	3	4	0	1	26
Benn	2-4	0-0	1-3	1	2	5	1	2	0	0	18
Condon	1-1	0-0	0-0	0	0	2	0	0	0	0	1
Redding	0-0	0-0	2-2	1	1	2	0	0	0	0	5
Clark	2-4	2-3	0-0	4	5	6	3	1	0	2	17
Anderson	6-12	4-10	2-2	5	3	18	1	2	0	2	22
Drummond	0-1	0-0	0-0	2	1	0	0	0	0	0	8
Tchuisi	1-1	0-0	0-0	1	0	2	0	0	0	0	2
Team				4							
Totals	30-57	14-27	15-20	32	20	89	16	14	5	7	200
	FG%: .526	3PT%: .519	FT%: .750								

Score by Periods:

Iowa	24	36	60
Villanova	41	48	89

Attendance: 3,032

2006-07 Game Summaries

(5) ARIZONA STATE 67, IOWA 64
November 25, 2006, Wells Fargo Arena, Tempe, AZ

Arizona State hit a desperation three-point shot from 25 feet just before the shot clock expired and held on for a 67-64 win over Iowa in Tempe on Nov. 25. The game winning shot came with 12 seconds left in the game after Iowa had forced the Sun Devils away from the basket as the shot clock was set to expire. The Hawkeyes missed a three-point attempt in the final seconds.

The Sun Devils scored the first 13 points of the game before Iowa settled down. After missing its first five shots and committing five turnovers in the first six minutes, Iowa gained control, had no turnovers the remainder of the half and went to halftime with a 31-25 advantage.

Iowa continued to control the action through the first 15 minutes of the second half, building the advantage to as many as 12 points with just under five minutes to play. That's when Arizona State used a 19-4 scoring run to rally for the win. ASU connected on 8-11 three-point shots in the final 20 minutes.

ASU shot 50.9% from the field, becoming the third straight Hawkeye opponent to shoot over 50% from the field. The Sun Devils won the rebounding battle 30-25. Iowa shot 48.1% from the field and 80% (4-5) from the free throw line and forced 16 ASU turnovers.

Iowa was led by senior Adam Haluska, who had 24 points, four rebounds, three assists and two steals. Freshman Tyler Smith added 12 points, five assists, four rebounds and two steals and junior Justin Johnson added eight points and four assists.

IOWA -- 64

Name	FG	3-PT	FT	RB	PF	TP	A	TO	BK	S	MN
Smith	6-13	0-2	0-0	4	2	12	5	5	0	2	37
Looby	3-3	0-0	0-0	2	2	6	0	2	2	0	29
Gorney	1-2	0-0	0-0	3	3	2	2	1	0	0	10
Haluska	8-17	4-11	4-4	4	1	24	3	1	0	2	34
Freeman	1-7	1-6	0-0	0	0	3	2	1	0	2	26
Angle	2-4	1-2	0-0	1	0	5	0	0	0	0	12
Wessels	0-0	0-0	0-0	1	0	0	0	0	0	1	2
Johnson	3-5	2-4	0-0	2	1	8	4	1	1	1	25
Tate	2-3	0-0	0-1	5	3	4	0	2	0	0	25
Team				3				1			
Totals	26-54	8-25	4-5	25	12	64	16	14	3	8	200
	FG%: .481	3PT%: .320	FT%: .800								

ARIZONA STATE -- 67

Name	FG	3-PT	FT	RB	PF	TP	A	TO	BK	S	MN
Pendergraph	4-10	0-0	0-0	2	5	8	0	2	0	0	26
Angounou	6-11	2-2	0-0	12	0	14	1	2	0	1	31
Glasser	2-4	1-2	2-2	2	0	7	7	2	0	1	29
Polk	8-11	4-5	0-0	4	4	20	5	3	0	2	27
Shipp	3-5	2-4	0-0	5	2	8	2	2	0	0	33
Morill	1-1	0-0	0-0	2	1	2	0	1	0	0	7
Atuahene	2-5	1-1	1-2	0	0	6	3	1	1	0	23
Odufuwa	0-0	0-0	0-0	0	1	0	0	1	0	0	8
Seay	1-4	0-2	0-0	2	0	2	1	0	0	0	11
Claudino	0-2	0-0	0-0	0	0	0	0	1	0	0	5
Team				1				1			
Totals	27-53	10-16	3-4	30	13	67	19	16	1	4	200
	FG%: .509	3PT%: .625	FT%: .750								

Score by Periods:

Iowa	31	33	64
Arizona State	25	42	67

Attendance: 10,115

(6) VIRGINIA TECH 69, IOWA 65
November 29, 2006, Cassell Coliseum, Blacksburg, VA

Iowa rallied in the closing minutes at Virginia Tech, only to see the effort come up short in a 69-65 loss to the Hokies Wednesday night in Blacksburg, VA. VA Tech used a 10-0 scoring run late in the first half to break an 18-18 tie and take a 30-21 at halftime.

The Hokies increased the advantage to as many as 16 points in the second half and led by 15 points with 4:43 before rallied. Taking advantage of missed free throws by VA Tech, Iowa cut the margin to five points with 55 seconds left and to four with 33 seconds to play. The Hokies made just enough free throws to hold on for the win.

Iowa shot 42.6% from the field, including 45% from three-point range and added 10-13 (76.9%) free throws. The Hawkeyes also won the rebounding battle by a 37-31 margin.

Turnovers proved to be the difference in the game. Virginia Tech forced 19 Iowa turnovers and scored 25 points off those mistakes. The Hokies had just eight turnovers and Iowa scored just six points following those errors.

Senior Adam Haluska once again led Iowa's scoring with 24 points, and he connected in 9-17 field goals overall and 5-10 three-pointers before leaving the game with 39 seconds remaining with a sprained ankle. Tony Freeman added 11 points and Justin Johnson scored nine, all on three-point baskets.

Freshman Tyler Smith and sophomore Cyrus Tate led Iowa on the boards, as each collected seven rebounds. Smith also added five assists and two steals, while Johnson added six rebounds and junior center Seth Gorney had five.

IOWA -- 65

Name	FG	3-PT	FT	RB	PF	TP	A	TO	BK	S	MN
Smith	2-13	0-3	3-4	7	4	7	5	2	0	2	32
Tate	1-4	0-0	2-2	7	2	4	2	3	1	0	24
Looby	2-6	0-0	2-3	4	3	6	0	0	3	0	29
Haluska	9-17	5-10	1-2	2	4	24	1	4	1	0	39
Johnson	3-4	3-4	0-0	6	2	9	2	2	0	0	31
Angle	0-1	0-0	0-0	1	4	0	0	1	0	0	3
Freeman	4-5	1-2	2-2	2	4	11	2	5	0	0	21
Wessels	0-1	0-1	0-0	0	0	0	0	0	0	1	2
Gorney	2-3	0-0	0-0	5	2	4	0	1	0	1	19
Team				3				1			
Totals	23-54	9-20	10-13	37	25	65	12	19	5	4	200
	FG%: .426	3PT%: .450	FT%: .769								

VIRGINIA TECH -- 69

Name	FG	3-PT	FT	RB	PF	TP	A	TO	BK	S	MN
Washington	2-7	1-1	4-9	7	2	9	1	1	0	1	26
Witcher	3-5	0-0	1-2	4	4	7	0	0	5	1	30
Diakite	3-4	0-0	0-0	1	2	6	0	1	1	0	19
Dowdell	6-14	2-3	4-6	4	1	18	4	2	0	2	36
Gordon	4-13	1-3	0-3	4	3	9	5	2	0	2	34
Munson	0-0	0-0	0-0	1	1	0	2	0	0	1	8
Krabbendam	1-1	0-0	0-0	0	1	2	0	0	0	0	3
Sailes	0-0	0-0	0-0	1	1	0	0	0	0	0	13
Collins	4-8	0-0	2-4	1	0	10	1	1	0	1	18
Vassallo	1-3	0-1	6-9	4	2	8	0	1	0	1	13
Team				4							
Totals	24-55	4-8	17-33	31	17	69	13	8	6	9	200
	FG%: .436	3PT%: .500	FT%: .515								

Score b Periods:

Iowa	21	44	65
Virginia Tech	30	39	69

Attendance: 9,847

2006-07 Game Summaries

(7) IOWA 62, TEXAS-PAN AMERICAN 46
December 1, 2006, Carver-Hawkeye Arena, Iowa City, IA

Iowa guards Justin Johnson and Tony Freeman spurred a second half scoring spree that led Iowa to a 62-46 win over Texas-Pan American in the first round of the Hawkeye Challenge.

The Hawkeyes shot just 39.3% from the field in the opening 20 minutes and held just a 27-23 lead at the midway point. The Hawkeyes built as much as a seven point advantage in the first half, but could not pull away.

Johnson and Freeman each scored eight points in the second half as Iowa improved its shooting to 57.1% from the field. Iowa built its advantage to as many as 19 points in the late stages, making nine straight free throws in the second half until two misses in the final seconds.

Iowa held a slim 31-30 rebounding advantage and forced 19 turnovers while collecting 14 steals. The Hawkeyes had just 12 turnovers and held an 11-4 scoring advantage from the free throw line. For the game, Iowa shot 46.9% from the field, while holding UTPA to 42.2%.

Johnson led Iowa's scoring with 14 points, while Tyler Smith scored 12 and Freeman 10. Smith, Johnson and J.R. Angle each collected five rebounds, while Freeman and Adam Haluska each had five assists.

TX-PAN AMERICAN -- 46

Name	FG	3-PT	FT	RB	PF	TP	A	TO	BK	S	MN
Allgood	2-5	0-0	0-0	0	2	4	2	1	0	0	15
Lien	2-5	0-0	1-2	7	3	5	2	3	0	0	31
Stoll	1-5	1-5	0-0	5	5	3	4	7	0	0	28
Burrell	7-13	2-4	0-0	8	2	16	0	3	0	4	29
Shankle	3-8	0-5	0-0	1	2	6	2	1	0	1	34
Edwards	0-0	0-0	0-1	0	3	0	0	0	0	0	5
Chatman	2-5	1-4	0-0	2	0	5	0	0	0	0	16
Sheppard	0-0	0-0	0-0	0	1	0	1	1	0	1	12
Robinson	0-0	0-0	3-6	2	1	3	0	0	0	1	11
Trader	2-4	0-0	0-1	4	0	4	0	2	0	0	18
Team				1				1			
Totals	19-45	4-18	4-10	30	19	46	11	19	0	7	200
	FG%: .422	3PT%: .222	FT%: .400								

IOWA -- 62

Name	FG	3-PT	FT	RB	PF	TP	A	TO	BK	S	MN
Smith	6-11	0-0	0-1	5	2	12	3	3	0	4	30
Tate	2-3	0-0	2-2	3	2	6	1	1	0	2	22
Looby	1-3	0-0	2-4	2	4	4	0	2	2	2	18
Haluska	2-10	0-5	4-4	4	0	8	5	1	0	3	32
Johnson	5-11	4-6	0-0	5	1	14	0	3	0	1	30
Crawford	0-0	0-0	0-0	0	0	0	0	0	0	0	3
Angle	0-1	0-1	0-0	5	1	0	1	0	0	0	12
Freeman	4-6	1-2	1-2	1	2	10	5	1	0	2	25
Wessels	0-0	0-0	0-0	0	1	0	0	1	0	0	3
Bohall	0-0	0-0	0-2	0	0	0	0	0	0	0	1
Gorney	3-4	0-0	2-2	4	1	8	0	0	0	0	23
Team				2							
Totals	23-49	5-14	11-17	31	14	62	15	12	2	14	200
	FG%: .469	3PT%: .357	FT%: .647								

Score by Periods:

TX-Pan American	23	23	46
Iowa	27	35	62

Attendance: 10,113

(8) IOWA 83, COPPIN STATE 67
December 2 2006, Carver-Hawkeye Arena, Iowa City, IA

Senior guard Adam Haluska scored a career-high 31 points and just missed a triple double in leading the Hawkeyes to an 83-67 win over Coppin State in the title game of the Hawkeye Challenge. Haluska, who was named tournament MVP, hit 10-18 field goals, including 6-12 treys. He added 5-5 free throws, collected nine rebounds and a career-high nine assists and also had two steals.

The Hawkeyes shot 54% from the field in the first half, leading by as many as 16 points before taking a 38-24 halftime advantage. Coppin State fought back in the early portion of the second half, cutting Iowa's advantage to 48-46 with 12 minutes to play. The Hawkeyes still led by just two, 50-48, with 9:48 to play, when they used an 11-2 run over the next two minutes to regain control. Iowa built the advantage back to 16 points with four minutes to play to win their 24th title in the 25-year history of the event.

Haluska struggled with his shooting in the first half, hitting 3-8 shots and scoring just eight points. He caught fire in the second half with 23 points, including a four-point play when fouled while hitting a three-point shot. Freshman Tyler Smith added 16 points and Justin Johnson scored 13. Cyrus Tate led Iowa with nine rebounds and Tony Freeman collected five assists. Smith and Johnson joined Haluska on the all-tournament team.

COPPIN STATE -- 67

Name	FG	3-PT	FT	RB	PF	TP	A	TO	BK	S	MN
Harrison	4-7	0-0	5-6	3	3	13	2	1	0	0	29
Pressey	5-8	0-0	0-0	8	4	10	0	2	1	0	23
Roberts	5-16	2-6	4-5	3	2	16	3	3	0	1	34
McKee	6-15	1-6	5-7	9	2	18	3	6	0	1	39
Woodlin	0-0	0-0	0-0	1	4	0	0	0	0	1	22
Britt	0-2	0-1	0-0	1	0	0	0	1	0	1	10
Norwood	0-0	0-0	0-0	1	2	0	0	0	0	0	6
Conyers	1-4	0-1	0-0	1	3	2	1	1	0	1	12
Chesnut	1-1	0-0	0-1	1	3	2	0	0	1	0	11
Kennedy	2-4	2-4	0-0	1	2	6	0	0	0	0	14
Team				3							
Totals	24-57	5-18	14-19	32	25	67	9	14	2	4	200
	FG%: .421	3PT%: .278	FT%: .737								

IOWA -- 83

Name	FG	3-PT	FT	RB	PF	TP	A	TO	BK	S	MN
Smith	6-12	0-0	4-5	7	1	16	2	0	0	0	35
Tate	2-8	0-0	2-3	9	1	6	0	0	0	0	28
Looby	0-2	0-0	0-0	1	3	0	0	0	2	0	7
Haluska	10-18	6-12	5-5	9	3	31	9	1	0	3	27
Johnson	5-9	3-6	0-0	5	1	13	4	5	1	2	34
Angle	3-4	0-0	2-2	2	2	8	1	0	0	0	13
Freeman	1-6	1-5	3-4	2	1	6	5	2	0	1	25
Henderson	0-3	0-0	1-2	0	1	1	0	3	0	0	8
Gorney	1-1	0-0	0-0	3	4	2	1	1	0	0	13
Team				3							
Totals	28-63	10-23	17-21	41	17	83	22	12	3	5	200
	FG%: .444	3PT%: .435	FT%: .810								

Score by Periods:

Coppin State	24	32	67
Iowa	38	45	83

Attendance: 10,844

2006-07 Game Summaries

(9) NORTHERN IOWA 57, IOWA 55
December 5, 2006, Carver-Hawkeye Arena, Iowa City, IA

Northern Iowa used a 17-4 scoring run over the final five minutes to take a 57-55 win in Iowa City Tuesday, ending Iowa's home winning streak at 21 games. Iowa led 51-40 with 5:31 remaining before the Panthers scored 13 straight points to take a 53-51 lead with 1:42 to play. Iowa tied the score on a basket by Adam Haluska with 1:24 to play and tied the game at 55-55 on a basket by Tyler Smith with 52 seconds remaining. Northern Iowa's final basket came with 32 seconds to play. The Hawkeyes then missed two shots, including a three-point attempt in the closing seconds.

After falling behind 5-2 in the opening minutes, Iowa controlled the game until the final five minutes. The Hawkeyes led 28-18 at halftime and led by as many as 13 points in the second half. Iowa did not shoot well from the field, connecting on just 34.9% of its field goals. Northern Iowa, after shooting just 23/8% in the first half, shot 44.4% from the field in the final 20 minutes to raise its percentage to 35.4% for the game.

The difference came at the free throw line and on the backboards. Northern Iowa made 21-29 free throw attempts, compared to just 5-7 for Iowa. UNI held a 44-34 rebounding advantage. Iowa was guilty of just 10 turnovers, compared to 15 for Northern Iowa.

Freshman Tyler Smith led Iowa's scoring with 20 points and he added six rebounds. Tony Freeman added 11 points and four assists and Seth Gorney led Iowa with nine rebounds.

NORTHERN IOWA -- 57

Name	FG	3-PT	FT	RB	PF	TP	A	TO	BK	S	MN
Stout	5-10	1-2	1-3	7	3	12	0	3	20	0	27
Coleman	6-16	0-0	9-11	15	1	21	1	0	3	0	37
Josten	1-4	0-0	4-4	0	1	6	2	1	0	0	35
Brown	3-7	1-3	0-0	3	4	7	0	4	0	0	33
McKowen	1-7	0-3	5-8	9	3	7	7	4	0	3	38
Jones	0-0	0-0	0-0	0	0	0	0	0	0	0	3
Ahelegbe	0-0	0-0	0-0	1	0	0	0	0	0	0	8
Viet	0-1	0-1	0-1	0	0	0	0	0	0	0	3
Koch	0-0	0-0	0-0	1	0	0	0	1	0	0	4
Eglseder	1-3	0-0	2-2	5	2	4	0	2	3	0	12
Team				3							
Totals	17-48	2-9	21-29	44	14	57	10	15	8	3	200
	FG%: .354	3PT%: .222	FT%: .724								

IOWA -- 55

Name	FG	3-PT	FT	RB	PF	TP	A	TO	BK	S	MN
Smith	9-15	1-3	1-3	6	5	20	1	4	0	0	36
Tate	1-8	0-0	0-0	4	4	2	1	1	0	0	26
Looby	0-1	0-0	0-0	4	4	0	0	0	0	0	14
Haluska	3-10	1-3	2-2	3	3	9	3	1	0	2	33
Johnson	1-5	1-2	0-0	0	2	3	0	1	0	0	10
Angle	0-1	0-1	2-2	0	1	2	0	0	0	1	11
Freeman	4-9	3-5	0-0	4	4	11	4	2	0	1	29
Henderson	0-1	0-0	0-0	0	0	0	2	1	0	0	11
Gorney	4-13	0-0	0-0	9	1	8	0	0	0	1	30
Team				4							
Totals	22-63	6-14	5-7	34	24	55	11	10	0	5	200
	FG%: .349	3PT%: .429	FT%: .714								

Score by Periods:

Northern Iowa	18	39	57
Iowa	28	27	55

Attendance: 11,047

(10) IOWA 77, IOWA STATE 59
December 5, 2006, Carver-Hawkeye Arena, Iowa City, IA

Iowa's defense held Iowa State to 38.6% shooting from the field and forced 26 turnovers as the Hawkeyes defeated the Cyclones 77-59 in Iowa City. Iowa scored the first four points of the game, led 9-3 after four minutes and never trailed. Iowa shot 50% from the field in the first half, including 66.7% (4-6) from three-point range. The Hawkeyes led 42-30 at intermission after leading by as many as 17 in the first half.

The Hawkeyes built a 46-30 advantage early in the second half before Iowa State rallied to within eight points, 46-38. A three-point basket by Adam Haluska helped Iowa regain the momentum as the Hawkeyes used a 15-3 scoring run to build a comfortable 59-41 advantage with eight minutes to play.

Iowa shot 45.9% from the field for the game, including 75% (6-8) from three-point range, and added 15-19 (78.9%) free throws. The Hawkeyes collected 17 assists and 13 steals while committing just 12 turnovers.

Haluska led Iowa's scoring with 18 points. Freshman Tyler Smith added 16 and Tony Freeman scored 11. Kurt Looby led Iowa with six rebounds, Smith collected a career-high six assists and Freeman led the Hawkeyes with three steals.

IOWA STATE -- 59

Name	FG	3-PT	FT	RB	PF	TP	A	TO	BK	S	MN
Clark	1-5	1-4	0-0	11	2	3	2	1	1	1	35
Gray	1-3	0-0	0-0	5	2	2	1	0	1	0	16
Johnson	6-11	0-2	1-3	9	4	13	0	5	2	1	26
Taylor	4-15	3-9	2-2	0	2	13	5	8	0	2	34
McIntosh	0-0	0-0	0-0	1	2	0	0	3	0	0	13
Dunson	4-9	2-4	0-0	1	2	10	2	2	0	2	33
Jacobson	1-1	1-1	0-0	0	0	3	0	0	0	0	2
Currie	0-0	0-0	0-0	0	0	0	0	0	0	0	1
Ceaser	0-0	0-0	0-0	0	0	0	1	0	0	0	2
Johnson	2-4	0-0	0-0	2	0	4	0	2	0	0	9
Hubalek	3-9	2-4	2-4	8	5	10	0	4	1	0	24
Bergstrom	0-0	0-0	0-0	0	0	0	0	1	0	0	1
Streff	0-0	0-0	0-0	1	0	0	0	0	0	0	2
Smith	0-0	0-0	1-2	0	0	1	0	0	0	0	2
Team				5							
Totals	22-57	9-24	6-11	43	19	59	11	26	5	6	200
	FG%: .386	3PT%: .375	FT%: .545								

IOWA -- 77

Name	FG	3-PT	FT	RB	PF	TP	A	TO	BK	S	MN
Angle	2-2	1-1	0-0	2	4	5	0	1	0	1	15
Gorney	3-5	0-0	0-0	4	4	6	1	0	1	1	17
Haluska	5-14	2-4	6-7	4	0	18	1	1	2	2	33
Freeman	5-7	1-1	0-0	2	1	11	5	3	0	3	23
Smith	6-15	0-0	4-6	2	0	16	6	2	0	1	31
Crawford	0-1	0-0	0-0	0	1	0	0	0	0	0	2
Adams	0-0	0-0	0-0	0	0	0	0	0	0	0	1
Wessels	0-0	0-0	0-0	0	0	0	0	0	0	0	2
Bohall	0-0	0-0	0-0	0	0	0	0	0	0	0	2
Johnson	2-5	2-2	0-0	1	0	6	1	0	1	0	20
Henderson	3-5	0-0	2-2	0	2	8	1	5	0	1	15
Tate	0-3	0-0	2-2	3	2	2	2	-	1	2	21
Looby	2-4	0-0	1-2	6	4	5	0	0	1	2	19
Team				7							
Totals	28-61	6-8	15-19	31	18	77	17	12	6	13	200
	FG%: .349	3PT%: .429	FT%: .714								

Score by Periods:

Iowa State	30	29	59
Iowa	42	35	77

Attendance: 14,577

2006-07 Game Summaries

(11) DRAKE 75, IOWA 59
December 16, 2006, Knapp Center, Des Moines, IA

Drake University used a strong shooting night from the field and a large rebounding advantage to defeat Iowa 75-59 in Des Moines, ending a 27-game losing streak in the series. The Bulldogs won their sixth straight game as Iowa lost for the first time in the Knapp Center after seven straight wins.

The Hawkeyes played well in the early going, hitting eight of their first 12 field goal attempts. The score was tied at 22-22 before Drake used a 13-2 run over a three minute span to gain control. Drake eventually built a 38-28 advantage at the break.

Drake built the advantage to 15 points with 13 minutes to play before Iowa rallied behind the outside shooting of Justin Johnson. Johnson hit three consecutive three-pointers within one minute to cut the deficit to 53-45 with 10 minutes remaining. Drake was able to pick up the defensive pressure from there, holding Iowa scoreless for just over five minutes in rebuilding the margin to 63-45 with five minutes remaining.

Drake shot 53.1% from the field and held a 41-23 rebounding advantage while playing in front of the largest crowd ever (7,268) at the Knapp Center.

Adam Haluska led Iowa with 21 points and seven rebounds. Freshman Tyler Smith added 16 points and five rebounds and Johnson ended the game with 12 points, hitting 4-5 three-pointers. Iowa shot just 39.2% from the field and was outscored 18-10 at the free throw line.

IOWA -- 59

Name	FG	3-PT	FT	RB	PF	TP	A	TO	BK	S	MN
Angle	0-2	0-0	0-0	1	3	0	1	1	0	0	18
Smith	6-15	1-3	3-5	5	3	16	0	4	0	1	30
Gorney	1-1	0-0	0-1	5	4	2	2	1	0	0	19
Haluska	5-15	4-10	7-8	7	2	21	1	3	0	3	36
Freeman	2-9	0-5	0-0	1	1	4	3	0	0	1	28
Crawford	0-0	0-0	0-0	0	0	0	0	0	0	0	1
Wessels	0-0	0-0	0-0	0	0	0	0	0	0	0	1
Johnson	4-5	4-5	0-0	0	1	12	0	1	0	0	16
Henderson	1-3	0-0	0-0	0	2	2	2	3	0	1	26
Tate	0-0	0-0	0-0	1	4	0	1	3	0	1	7
Looby	1-1	0-0	0-0	0	5	2	1	0	1	1	18
Team				3							
Totals	20-51	9-23	10-14	23	25	59	11	15	1	7	200
	FG%: .392	3PT%: .391	FT%: .714								

DRAKE -- 75

Name	FG	3-PT	FT	RB	PF	TP	A	TO	BK	S	MN
Korver	0-2	0-2	0-0	2	2	0	1	1	0	1	24
Calvin	8-13	1-2	4-6	13	3	21	1	5	0	0	32
Keita	3-5	0-0	4-6	8	0	10	0	0	2	1	15
Stewart	2-3	0-0	1-4	2	2	5	6	5	0	1	28
Grant	6-8	0-1	7-9	4	4	19	1	3	0	2	26
Bryant	4-6	4-5	1-2	5	0	13	0	1	0	0	14
Houston	2-4	0-2	1-2	3	2	5	1	0	0	1	23
Emmenecker	0-2	0-1	0-0	1	0	0	2	2	0	2	12
Young	0-4	0-2	0-0	1	3	0	1	0	0	0	15
Cox	1-2	0-0	0-0	1	1	2	0	0	1	0	11
Team				1							
Totals	26-49	5-15	18-29	41	17	75	13	17	3	8	200
	FG%: .531	3PT%: .333	FT%: .621								

Score by Periods: Attendance: 7,268
Iowa 28 31 59
Drake 38 37 75

(12) IOWA 101, GEORGIA STATE 59
December 20, 2006, Carver-Hawkeye Arena, Iowa City, IA

Iowa used a solid shooting performance and a strong all-around game in defeating Georgia State 101-59 in Iowa City. A three-point basket by Adam Haluska gave Iowa a 17-15 advantage with 12:30 left in the opening half, and the Hawkeyes were in control from there. Haluska's basket began a 13-2 scoring run that gave Iowa a 27-15 lead with nine minutes remaining. He added another three-pointer in the final seconds to give Iowa its biggest advantage, 49-29, at the break. Iowa scored the first seven points of the second half and was never threatened, leading by as many as 50 points.

Iowa played well in nearly every phase of the game. The Hawkeyes shot 52.9% from the field, including 52.4% (11-21) from three-point range. Iowa held Georgia State to 34.5% shooting and won the rebounding battle 44-35. Iowa also forced 25 turnovers and collected 26 assists.

Haluska led Iowa with a career-best 36 points, hitting 13-19 field goals, 6-11 three-pointers and all four of his free throws. The 36 points matches the highest scoring total by an Iowa player in Carver-Hawkeye Arena, which opened in 1983.

Freshman Tyler Smith added 15 points, five rebounds, five assists and two steals. Tony Freeman added 12 points and Kurt Looby led both teams with 12 rebounds. Mike Henderson, in his first start of the year, added eight points and a career-best nine assists.

GEORGIA STATE -- 59

Name	FG	3-PT	FT	RB	PF	TP	A	TO	BK	S	MN
Chase	4-9	2-2	0-0	5	2	10	2	2	0	0	23
Perique	2-5	0-0	0-1	4	0	4	1	6	0	1	26
Goldston	0-3	0-3	0-0	1	1	0	3	2	0	1	18
McBride	3-10	1-7	2-2	0	1	9	0	2	1	1	22
Mendez	3-9	2-5	2-3	3	3	10	1	3	0	0	32
Mitchell	1-3	0-2	0-0	1	1	2	3	0	0	0	10
Moynihan	0-1	0-0	0-0	1	0	0	0	0	0	0	2
Larris	1-3	1-2	4-4	1	0	7	1	3	0	1	17
Krubally	1-1	0-0	0-0	0	0	2	0	0	0	0	0+
Cartwright	0-4	0-1	2-4	3	2	2	1	1	0	1	11
Billingslea	2-2	0-0	3-9	4	5	7	1	2	0	0	18
Lott	0-1	0-1	2-2	1	0	2	0	1	0	0	6
Dickerson	0-0	0-0	0-0	2	4	0	0	2	1	0	5
Turner	2-4	0-0	0-0	3	0	4	0	1	0	0	10
Team				6							
Totals	19-55	6-23	15-25	35	19	59	13	25	2	5	200
	FG%: .345	3PT%: .261	FT%: .600								

IOWA -- 101

Name	FG	3-PT	FT	RB	PF	TP	A	TO	BK	S	MN
Smith	6-11	0-0	3-4	5	3	15	5	3	0	2	28
Tate	0-1	0-0	2-3	2	5	2	0	2	0	0	12
Gorney	4-4	0-0	0-0	5	3	8	1	1	0	0	16
Haluska	13-19	6-11	4-4	1	0	36	4	0	0	2	28
Henderson	2-4	0-0	4-6	4	2	8	9	3	0	1	30
Crawford	1-4	0-0	0-1	1	1	2	0	0	0	0	4
Adams	0-1	0-0	0-0	1	0	0	0	1	0	0	2
Angle	2-2	0-0	0-0	2	3	4	0	0	0	2	12
Freeman	4-7	3-4	1-1	3	0	12	2	1	0	0	22
Wessels	0-1	0-1	0-0	0	2	0	0	0	0	0	5
Bohall	0-0	0-0	0-0	0	0	0	0	0	0	0	4
Johnson	2-8	2-5	2-2	6	2	8	4	0	0	0	23
Looby	2-6	0-0	2-4	12	1	6	1	3	4	2	14
Team				2							
Totals	36-68	11-21	18-25	44	22	101	26	14	4	9	200
	FG%: .529	3PT%: .524	FT%: .720								

Score by Periods: Attendance: 9,024
Georgia State 29 30 59
Iowa 49 52 101

2006-07 Game Summaries

(13) IOWA 90, TEXAS SOUTHERN 63
December 23, 2006, Carver-Hawkeye Arena, Iowa City, IA

Iowa jumped to an early lead and never looked back in taking a 90-63 win over Texas Southern in Iowa City. The Hawkeyes shot 50% from the field in the opening half, building a 49-27 advantage by intermission. The Hawkeyes led 10-4 after three minutes and built the margin to 21-6 after eight minutes. Along with shooting well to start the game, Iowa held Texas Southern to 37.9% shooting from the field in the first half and forced 13 turnovers.

The visitors scored the first basket of the second half, but would get no closer than 20 points. Iowa shot just 32% from the field in the second half, but made up for the cool shooting with a solid afternoon at the free throw line. For the game the Hawkeyes hit 33-37 (89.2%) free throws, including 23-25 second half attempts.

Texas Southern was guilty of 24 turnovers as the Hawkeye defense collected 11 steals. Iowa also had a season-low nine turnovers.

Freshman Tyler Smith led Iowa's scoring with 25 points, including 17 in the first half as the Hawkeyes were breaking the game open. Smith hit 8-15 field goals, including 4-5 three-point shots. Adam Haluska added 21 points and Seth Gorney matched a career-high with 10. Kurt Looby led the Hawkeyes with six rebounds and Mike Henderson matched his career-high for the second straight game with nine assists.

TEXAS SOUTHERN -- 63

Name	FG	3-PT	FT	RB	PF	TP	A	TO	BK	S	MN
Moore	5-8	0-0	2-4	13	3	12	2	2	0	0	31
Jones	6-10	0-1	4-6	7	4	16	2	5	1	1	37
Matthews	1-3	0-0	2-2	5	4	4	1	4	0	0	15
Johnson	1-7	0-1	0-0	1	3	2	1	1	1	0	17
White	2-6	0-0	0-0	2	3	4	3	3	0	3	27
Brown	7-15	5-11	0-0	4	2	19	2	2	1	0	26
Wilkerson	0-0	0-0	0-0	0	0	0	0	0	0	0	1
Walker	1-2	1-2	0-0	2	1	3	3	2	0	0	12
Frazier	0-0	0-0	0-0	1	1	0	2	1	0	0	5
Norwood	0-1	0-0	0-0	1	0	0	0	2	0	0	4
Bell	0-1	0-0	0-0	0	4	0	0	0	0	0	4
Latham	0-0	0-0	0-0	0	0	0	0	1	0	0	2
Drewy	1-5	0-0	1-3	3	3	3	0	1	0	0	19
Team				2							
Totals	24-58	6-15	9-15	41	28	63	16	24	3	4	200
	FG%: .414	3PT%: .400	FT%: .600								

IOWA -- 90

Name	FG	3-PT	FT	RB	PF	TP	A	TO	BK	S	MN
Smith	8-15	4-5	5-5	3	1	25	5	1	0	2	30
Tate	1-2	0-0	5-6	5	4	7	0	2	0	0	16
Gorney	4-5	0-0	2-2	3	3	10	0	0	0	2	23
Haluska	7-16	2-5	5-6	4	2	21	1	0	0	0	27
Henderson	3-5	0-0	3-3	4	1	9	9	4	0	3	30
Crawford	0-0	0-0	0-0	1	1	0	0	0	1	0	3
Adams	0-1	0-0	0-0	0	0	0	1	0	0	0	2
Angle	1-2	0-1	0-0	2	0	2	0	0	0	0	10
Freeman	0-4	0-2	4-5	1	0	4	4	0	0	1	24
Wessels	0-0	0-0	0-0	1	0	0	0	1	0	0	2
Bohall	0-2	0-0	0-0	0	0	0	0	0	0	0	2
Johnson	1-6	1-5	6-6	2	0	9	0	0	1	2	19
Looby	0-1	0-0	3-4	6	4	3	0	1	2	1	12
Team				2							
Totals	25-59	7-18	33-37	34	16	90	20	9	4	11	200
	FG%: .424	3PT%: .389	FT%: .892								

Score by Periods: Attendance: 10,350

Texas Southern	27	36	63
Iowa	49	41	90

(14) IOWA 65, CORNELL UNIVERSITY 50
December 30, 2006, Carver-Hawkeye Arena, Iowa City, IA

Iowa shot 72.7% from the field over the final 20 minutes in taking a 65-50 win over Cornell in Iowa City in its final non-conference game before Big Ten action. The Hawkeyes made 16-22 field goal attempts in the second half, pulling away in the final 11 minutes. Iowa held a 42-40 advantage midway through the second half when the Hawkeyes scored nine straight points to gain some breathing room. Cornell was never closer than 10 the rest of the way and Iowa led by as many as 18 points in the final minutes.

The second half shooting spree was led by senior Adam Haluska. He made all seven of his field goal attempts in the second half and shot 10-13 from the field for the game, including 6-9 from three-point range. Haluska connected on his final nine field goal attempts of the game, including his last five three-point attempts. He ended the game with 29 points, while also collecting four steals and three rebounds.

Iowa shot 55.6% from the field and 70% from the free throw line in the game, compared to 35.8% for Cornell. Iowa also forced 20 Cornell turnovers while collecting 10 steals and 10 blocked shots.

Freshman Tyler Smith scored 18 points and had six rebounds for Iowa, while Tony Freeman led the Hawkeyes with seven assists and Kurt Looby added six rebounds and five blocked shots.

CORNELL -- 50

Name	FG	3-PT	FT	RB	PF	TP	A	TO	BK	S	MN
Wittman	5-17	3-10	0-0	2	1	13	0	4	0	1	37
Kreefer	4-11	2-7	0-0	3	0	10	3	2	0	1	26
Naeve	4-7	0-0	1-2	7	1	9	3	2	1	1	35
Dow	2-7	2-4	0-0	2	2	6	8	3	0	3	34
Dale	1-2	0-0	0-0	2	0	2	0	0	0	0	7
Battle	0-1	0-0	1-2	1	0	1	0	3	0	1	8
App	0-0	0-0	0-0	0	0	0	0	0	0	0	2
Reeves	1-2	1-1	0-0	0	0	3	0	2	0	0	8
Mullen	2-4	2-3	0-0	3	2	6	2	1	0	0	25
Jaques	0-0	0-0	0-0	0	1	0	0	0	0	0	2
Tyler	0-2	0-0	0-0	1	3	0	0	1	0	0	10
Reynolds	0-0	0-0	0-0	3	1	0	0	1	0	0	6
Team				5				1			
Totals	19-53	10-25	2-4	29	11	50	16	20	1	7	200
	FG%: .358	3PT%: .400	FT%: .500								

IOWA -- 65

Name	FG	3-PT	FT	RB	PF	TP	A	TO	BK	S	MN
Smith	8-13	0-3	2-4	6	2	18	4	2	0	1	36
Tate	0-0	0-0	0-0	1	0	0	1	3	1	0	9
Gorney	2-3	0-0	0-0	3	0	4	1	0	0	1	24
Haluska	10-13	6-9	3-4	3	1	29	1	0	1	4	35
Henderson	3-8	0-0	0-0	1	1	6	4	5	0	2	30
Angle	0-0	0-0	2-2	1	2	2	1	1	0	0	8
Freeman	2-4	2-3	0-0	0	0	6	7	2	0	0	25
Wessels	0-0	0-0	0-0	1	0	0	0	1	0	0	1
Johnson	0-4	0-4	0-0	6	0	0	0	3	3	1	16
Looby	0-0	0-0	0-0	5	2	0	0	0	5	1	16
Team				1							
Totals	25-45	8-19	7-10	28	8	65	19	17	10	10	200
	FG%: .556	3PT%: .421	FT%: .700								

Score by Periods: Attendance: 10,990

Cornell	23	27	50
Iowa	27	38	65

2006-07 Game Summaries

(15) IOWA 62, MICHIGAN STATE 60
January 4, 2007, Carver-Hawkeye Arena, Iowa City, IA

Iowa led from start to finish and made 5-6 free throws in the final minute to open Big Ten Conference action with a 62-60 home win over 24th-ranked Michigan State. The Hawkeyes led by as many as 13 in the first half before the Spartans rallied to within four points (32-28) at intermission. Iowa scored the first four points of the second half to regain control and built the advantage back to 13 with just under 12 minutes to play.

Michigan State rallied in the final 12 minutes, but had the ball for just one possession with a chance to tie. The Spartans cut the margin to 57-55 before Mike Henderson hit two free throws with 37 seconds remaining for a four point margin. MSU scored a basket with 29 seconds to play before Henderson responded by making one of two free throws to give the Hawkeyes a three-point margin. A solid defensive effort by Iowa then forced MSU into a long three-point attempt with six seconds remaining. That shot was off the mark and Iowa's Cyrus Tate grabbed the rebound. Henderson added two free throws with six seconds remaining for a five point cushion before the Spartans hit a three-pointer with less than a second left in the game.

Iowa shot 42.6% from the field and 78.3% (18-23) from the free throw line and had a season-low seven turnovers.

Adam Haluska once again led Iowa with a solid all-around performance. Haluska contributed 16 points, five rebounds, four assists and three steals. Tate had his best game with 14 points (6-7 field goals) and nine rebounds and Tyler Smith added 10 points, four rebounds and four assists.

MICHIGAN STATE -- 60

Name	FG	3-PT	FT	RB	PF	TP	A	TO	BK	S	MN
Dahlman	3-6	0-0	0-0	1	2	6	0	1	0	0	28
Gray	3-4	0-0	1-2	5	0	7	0	2	1	1	20
Suton	2-11	0-0	0-0	9	1	4	3	2	1	2	36
Walton	3-6	1-3	0-0	5	5	7	6	2	0	0	31
Neitzel	5-16	2-9	8-9	3	2	20	3	3	0	0	38
Ibok	0-0	0-0	0-0	0	0	0	0	0	0	0	3
Curry	0-0	0-0	0-0	0	0	0	0	0	0	0	1
Ducre	0-1	0-1	0-0	1	4	0	0	0	0	0	6
Joseph	3-6	2-4	1-2	1	3	9	1	2	0	0	16
Maymick	3-3	0-0	1-1	5	3	7	1	0	1	0	21
Team				7							
Totals	22-53	5-17	11-14	37	20	60	14	12	3	3	200
	FG%: .415	3PT%: .294	FT%: .786								

IOWA -- 62

Name	FG	3-PT	FT	RB	PF	TP	A	TO	BK	S	MN
Smith	4-9	1-2	1-1	4	1	10	4	2	1	1	35
Tate	6-7	0-0	2-3	9	3	14	0	1	0	0	30
Gorney	1-2	0-0	1-1	3	4	3	0	1	0	0	17
Haluska	4-15	2-9	6-7	5	1	16	4	0	0	3	37
Henderson	0-5	0-0	5-6	0	1	5	1	2	0	1	31
Angle	2-4	0-0	0-0	0	0	4	0	0	0	0	7
Freeman	1-1	1-1	0-1	1	1	3	5	1	0	3	17
Johnson	0-1	0-1	0-0	1	1	0	0	0	1	0	11
Looby	2-3	0-0	3-4	3	2	7	0	0	1	0	15
Totals	20-47	4-13	18-23	26	14	62	14	7	3	8	200
	FG%: .426	3PT%: .308	FT%: .783								

Score by Periods:

Michigan State	28	32	60
Iowa	32	30	62

Attendance: 11,469

(16) ILLINOIS 74, IOWA 70
January 10, 2007, Assembly Hall, Champaign, IL

Illinois used a 19-3 scoring run over a 12 minute span in the second half and held off a late rally to take a 74-70 win over Iowa in Champaign.

Iowa trailed by 11 points in the early going (18-7) before taking the lead late in the first half. A three-point basket by Justin Johnson in the final seconds gave the Hawkeyes a 31-29 advantage at the break. Iowa built the lead to six (45-39) in the early portion of the second half before Illinois rallied.

Iowa trailed by as many as 13 points in the late going, facing a 67-54 deficit with 4:07 remaining. The Hawkeyes rallied, closing the margin to a single point (71-70) on a three-point basket by Adam Haluska with 32 seconds remaining. Iowa had a chance to tie after two Illinois free throws, but a final turnover with 18 seconds to play ended the opportunity.

Iowa shot 43.8% from the field, including 53.8% from three-point range, and the Hawkeyes added 21-27 (77.8%) free throws. Illinois shot 50.9% from the field and won the rebounding battle 33-28. Eleven of Iowa's 16 turnovers came in the second half, several during the 19-3 scoring run by the Illini.

Haluska led Iowa with 25 points. Tyler Smith added 12 points, seven rebounds and four assists and Johnson added 11 points.

IOWA -- 70

Name	FG	3-PT	FT	RB	PF	TP	A	TO	BK	S	MN
Smith	4-12	0-2	4-7	7	3	12	4	3	1	1	39
Tate	0-2	0-0	2-2	2	5	2	0	2	0	0	14
Gorney	3-6	0-0	0-1	4	3	6	0	0	0	0	19
Haluska	5-14	3-5	12-13	2	0	25	1	4	0	1	38
Henderson	2-5	0-1	0-0	3	3	4	2	3	0	1	24
Angle	0-1	0-1	0-0	0	0	0	0	0	0	0	6
Freeman	2-2	1-1	0-0	1	1	5	2	2	0	0	20
Johnson	3-4	3-3	2-2	2	0	11	1	1	0	0	23
Looby	2-2	0-0	1-2	3	4	5	0	1	1	0	18
Team				4							
Totals	21-48	7-13	21-27	28	19	70	10	16	2	3	200
	FG%: .438	3PT%: .538	FT%: .778								

ILLINOIS -- 74

Name	FG	3-PT	FT	RB	PF	TP	A	TO	BK	S	MN
Carter	6-7	2-2	2-4	4	5	16	0	2	1	0	26
Randle	7-9	1-2	1-3	6	4	16	6	2	0	2	35
Pruitt	7-8	0-0	2-6	3	3	16	0	1	1	1	27
Meacham	0-5	0-5	2-2	1	2	2	4	3	0	0	22
McBride	5-11	5-10	0-0	3	2	15	3	1	0	0	37
Carlwell	2-2	0-0	0-0	1	1	4	0	1	0	1	8
Brock	1-5	0-1	0-0	5	1	2	1	2	0	1	14
Smith	0-7	0-5	3-4	3	0	3	4	1	0	1	26
Arnold	0-1	0-0	0-0	2	1	0	0	1	0	0	4
Team				5							
Totals	28-55	8-25	10-19	33	19	74	18	14	2	6	200
	FG%: .509	3PT%: .320	FT%: .526								

Score by Periods:

Iowa	31	39	70
Illinois	29	45	74

Attendance: 16,618

2006-07 Game Summaries

(17) IOWA 60, MINNESOTA 49
January 13, 2007, Carver-Hawkeye Arena, Iowa City, IA

Iowa used a solid defensive effort to take a 60-49 home win over Minnesota. The Hawkeyes held Minnesota to 33.9% field goal shooting, matching the best defensive effort for the Hawkeyes this season. Minnesota also made just 4-17 (23.5%) three-point attempts.

Iowa held Minnesota to just 16 points in the first half, taking a 22-16 halftime advantage. Minnesota led 11-7 after six minutes before Iowa scored nine straight points to build a 16-11 advantage. The Golden Gophers scored just five points in the last 14 minutes of the half. Iowa took the lead for good on a three-point basket by Adam Haluska with 13 minutes left in the first half.

Minnesota closed to within two points just once in the second half, and the Hawkeyes responded to that threat by scoring five straight points. Iowa built the lead to 10 with just under 10 minutes to play, but couldn't pull away. Two free throws by Seth Gorney with 1:02 remaining lifted Iowa to a 57-49 advantage and Haluska added three of four free throws down the stretch to seal the win.

Iowa also struggled with its shooting, hitting just 34% from the field. Iowa did shoot 81.5% (22-27) from the foul line, including 19-22 in the second half. Iowa also matched a season-low with just seven turnovers.

Haluska led the Iowa scoring with 22 points, Tyler Smith added 15 and Mike Henderson and Tony Freeman each scored seven. Freeman led Iowa with a career-high nine rebounds and Justin Johnson added eight, also a career-best.

MINNESOTA -- 49

Name	FG	3-PT	FT	RB	PF	TP	A	TO	BK	S	MN
Coleman	9-17	0-1	1-2	12	2	19	3	1	2	0	34
Abu-Shamala	2-7	1-4	0-1	4	3	5	1	1	1	1	19
Webster	2-5	0-0	0-0	4	1	4	0	0	1	0	28
McKenzie	6-19	3-10	2-2	3	0	17	1	3	0	0	39
Wilson	1-6	0-2	0-0	6	3	2	3	2	0	1	38
Payton	0-3	0-0	0-0	4	5	0	1	2	0	2	24
Nurumbi	0-1	0-0	0-0	1	0	0	0	1	0	0	3
Westbrook	0-0	0-0	0-0	0	0	0	0	1	0	0	1
Williams	0-1	0-0	2-2	3	3	2	0	0	0	0	14
Team				3							
Totals	20-59	4-17	5-7	40	17	49	9	11	4	4	200
	FG%: .339	3PT%: .235	FT%: .714								

IOWA -- 70

Name	FG	3-PT	FT	RB	PF	TP	A	TO	BK	S	MN
Smith	4-12	0-3	7-7	3	1	15	3	1	1	1	35
Tate	1-3	0-0	1-2	4	1	3	0	1	2	0	16
Gorney	2-8	0-0	2-2	4	2	6	0	0	1	0	17
Haluska	6-14	2-9	8-10	4	3	22	0	2	0	0	32
Henderson	3-4	0-0	1-3	1	1	7	1	2	0	0	31
Angle	0-0	0-0	0-0	0	0	0	0	0	0	0	1
Freeman	2-7	0-3	3-3	9	2	7	1	0	0	0	23
Johnson	0-4	0-2	0-0	8	0	0	1	1	0	1	24
Looby	0-1	0-0	0-0	4	2	0	0	0	1	0	21
Team				1							
Totals	18-53	2-17	22-27	38	12	60	6	7	5	2	200
	FG%: .340	3PT%: .118	FT%: .815								

Score by Periods:

Minnesota	16	33	49
Iowa	22	38	60

Attendance: 15,500

(18) INDIANA 71, IOWA 64
January 16, 2007, Assembly Hall, Bloomington, IN

Indiana used a strong defensive effort in the first half and a solid shooting performance in the second half in taking a 71-64 win over Iowa in Bloomington. With the win, the Hoosiers snapped Iowa's four-game win streak in the series.

Iowa led 10-8 in the early going before the Hoosiers held the Hawkeyes scoreless for seven minutes. A three-point basket cut Iowa's deficit to 19-13 with seven minutes remaining in the half before Indiana would take a 29-17 advantage at the midway point.

Iowa shot just 31.8% from the field in the opening half and was guilty of 10 turnovers. The Hawkeyes improved their shooting to 54.5% from the field in the second half and shot 45.5% for the game. Iowa also had just four second half turnovers and won the overall rebounding battle (33-32).

After shooting 40.7% in the first half, Indiana shot 51.9% in the second half and built a 21-point advantage with just under nine minutes remaining before Iowa rallied. The seven point final margin was as close as Iowa would get in the final 20 minutes.

Adam Haluska led Iowa with 21 points, with 16 of those coming in the second half. Tyler Smith added 17 points, six rebounds, six assists and two steals. Seth Gorney added a career-best 12 points (5-7 FGs) and five rebounds.

IOWA -- 64

Name	FG	3-PT	FT	RB	PF	TP	A	TO	BK	S	MN
Smith	8-17	0-1	1-2	6	1	17	6	3	0	2	39
Gorney	5-7	0-0	2-3	5	1	12	1	1	0	0	25
Haluska	7-16	2-7	5-6	4	3	21	1	2	1	1	38
Johnson	1-4	0-1	2-2	2	2	4	2	1	0	1	26
Henderson	2-4	0-0	1-2	4	2	5	1	4	0	1	29
Angle	0-0	0-0	0-0	1	0	0	0	0	0	0	3
Freeman	0-3	0-1	0-0	1	2	0	0	1	0	0	15
Tate	1-2	0-0	1-1	4	2	3	0	2	0	1	11
Looby	1-2	0-0	0-0	3	5	2	1	0	0	1	14
Team				3							
Totals	25-55	2-10	12-16	33	18	64	12	14	1	7	200
	FG%: .455	3PT%: .200	FT%: .750								

INDIANA -- 71

Name	FG	3-PT	FT	RB	PF	TP	A	TO	BK	S	MN
White	10-13	0-0	3-5	12	0	23	1	3	2	0	35
Stemler	2-6	1-5	2-2	7	4	7	1	3	0	0	32
Bassett	2-5	2-3	4-4	1	1	10	1	1	0	0	30
Wilmington	6-14	3-8	0-0	5	4	15	1	0	0	1	34
Calloway	2-8	0-0	4-6	1	1	8	8	4	0	3	31
Suhr	0-0	0-0	0-0	1	1	0	0	0	0	0	4
Ratliff	3-6	2-4	0-0	1	4	8	0	1	1	1	15
Allen	0-0	0-0	0-0	0	2	0	0	0	2	0	3
White	0-0	0-0	0-0	2	0	0	1	0	0	0	5
Shaw	0-2	0-1	0-0	1	0	0	0	1	0	0	11
Team				2							
Totals	25-54	8-21	13-17	32	17	71	13	13	4	5	200
	FG%: .463	3PT%: .381	FT%: .765								

Score by Periods:

Iowa	17	47	64
Indiana	29	42	71

Attendance: 17,240

2006-07 Game Summaries

(19) OHIO STATE 82, IOWA 63
January 20, 2007, Value City Arena, Columbus, OH

Ohio State used a 21-2 scoring run during the final 11 minutes to pull away for an 82-63 win over Iowa in the only meeting between the two teams during the regular season.

The Buckeyes started fast, taking advantage of four Iowa turnovers in the first three minutes to jump out to a 9-0 advantage. The Hawkeyes regained their composure and scored eight straight points before eventually tying the game at 11 with 14 minutes left in the half. OSU scored the final five points in the last 90 seconds of the half to take a 37-26 advantage at the break. Eleven of Iowa's 13 turnovers came in the first half.

Iowa's Seth Gorney played well in the first half, collecting four points and four rebounds in 14 minutes. He was injured in the final seconds of the half and did not return to action.

Iowa used the strong second half scoring of freshman Tyler Smith to get back in the game. Smith scored all 21 of his points in the second half, taking over on offense with Iowa trailing 41-26. Iowa would cut the deficit to four points (54-50) on a three-point basket by Smith before OSU regained control. The Buckeyes scored 13 straight points over the next four minutes and were not threatened from there.

Iowa shot 55.2% from the field in the second half and 48.2% for the game, and the rebounding was even at 27-27. Smith's 21 points led Iowa and he added four rebounds and five assists. Adam Haluska added 15 points, Tony Freeman had five assists and Kurt Looby five rebounds.

Ohio State shot 58.5% from the field, including 68% in the second half. The Buckeyes also shot 82.4% (14-17) from the foul line, compared to 33.3% (2-6) for Iowa.

IOWA -- 63

Name	FG	3-PT	FT	RB	PF	TP	A	TO	BK	S	MN
Smith	8-19	3-8	2-3	4	3	21	5	4	0	1	36
Gorney	2-3	0-0	0-0	4	0	4	0	0	0	0	14
Haluska	6-15	3-8	0-0	4	0	15	1	1	0	0	36
Freeman	3-5	0-2	0-1	2	1	6	5	1	0	1	27
Henderdson	4-4	0-0	0-0	4	2	8	2	4	0	1	37
Angle	0-3	0-0	0-0	0	2	0	0	0	0	0	6
Johnson	1-4	1-2	0-2	1	0	3	0	0	0	0	18
Tate	2-2	0-0	0-0	1	5	4	1	1	0	0	13
Looby	1-1	0-0	0-0	5	4	2	0	0	0	0	13
Team				2							
Totals	27-56	7-20	2-6	27	17	63	14	13	0	3	200
	FG%: .482	3PT%: .350	FT%: .333								

OHIO STATE -- 82

Name	FG	3-PT	FT	RB	PF	TP	A	TO	BK	S	MN
Harris	2-7	1-5	0-0	1	1	5	0	1	0	0	15
Oden	12-13	0-0	5-5	10	2	29	1	4	2	0	36
Conley, Jr.	3-6	0-2	2-4	2	3	8	10	3	0	4	34
Lewis	4-7	2-4	2-2	2	0	12	2	1	0	0	32
Butler	2-5	0-3	0-0	1	1	4	4	1	0	0	25
Lighty	1-4	0-2	5-6	1	2	7	0	0	0	0	18
Cook	4-6	3-4	0-0	7	2	11	0	1	0	0	21
Terwilliger	1-2	0-0	0-0	0	1	2	0	0	0	0	4
Hunter	2-3	0-0	0-0	1	1	4	0	0	0	0	15
Team				2							
Totals	31-53	6-20	14-17	27	13	82	17	11	2	4	200
	FG%: .585	3PT%: .300	FT%: .824								

Score by Periods:				Attendance: 18,963
Iowa	26	37	63	
Ohio State	37	45	82	

(20) IOWA 79, PENN STATE 63
January 24, 2007, Carver-Hawkeye Arena, Iowa City, IA

Iowa used a solid second half performance in taking a 79-63 win over Penn State in Iowa City. The Hawkeyes started slow and trailed 25-17 with five minutes remaining in the first half. Iowa started finding its shooting touch from there, using an 11-2 scoring run to close the half and take a 28-27 halftime advantage.

The score was tied at 27-27 five minutes into the second half when Iowa gained control. Adam Haluska hit three free throws, Mike Henderson added a basket and Haluska hit a three-pointer to give Iowa an eight point advantage with 13 minutes remaining. The margin was never closer than five points the rest of the way and Iowa led by as many as 18 in the closing minutes.

The Hawkeyes shot 65.4% from the field over the final 20 minutes and shot 51.9% for the entire game. Iowa also hit 4-6 three-pointers in the second half and shot 47.1% for the game. After committing six turnovers in the first half, Iowa had just two turnovers in the final 20 minutes.

The Hawkeye defense held Penn State to 35% shooting from the field and the Nittany Lions hit on only 6-23 (26.1%) three-point attempts. Iowa won despite having a 44-32 rebounding deficit.

Haluska led Iowa's scoring attack with 24 points, while Tyler Smith added 19 and Henderson scored a season-high 12. Kurt Looby and Seth Gorney each had six rebounds, while Smith added five and Henderson collected three assists and two steals.

PENN STATE -- 63

Name	FG	3-PT	FT	RB	PF	TP	A	TO	BK	S	MN
Cornley	6-12	0-0	4-8	11	3	16	0	3	0	0	37
Hassell	0-4	0-0	1-2	5	4	1	1	1	0	0	15
Luber	0-2	0-1	0-0	1	5	0	2	1	0	0	27
Claxton	7-16	1-4	5-8	7	3	20	0	3	0	1	38
Morrissey	2-7	2-5	3-3	2	2	9	0	3	0	1	26
Walker	1-7	1-6	0-0	2	1	3	3	2	0	0	17
Jackson	0-4	0-4	1-2	1	0	1	3	0	0	0	19
Bogetic	5-8	2-3	1-2	6	4	13	3	0	0	1	21
Team				9							
Totals	21-60	6-23	15-25	44	22	63	12	13	0	3	200
	FG%: .350	3PT%: .261	FT%: .600								

IOWA -- 79

Name	FG	3-PT	FT	RB	PF	TP	A	TO	BK	S	MN
Smith	6-11	0-1	7-9	5	4	19	2	2	0	1	35
Tate	1-1	0-0	0-0	5	4	2	0	0	0	0	19
Gorney	1-4	0-0	0-0	6	3	2	0	1	1	0	22
Haluska	7-13	4-7	6-7	3	3	24	2	2	0	0	36
Henderson	5-8	0-0	2-4	1	0	12	3	1	0	2	32
Angle	0-0	0-0	0-0	0	1	0	1	0	0	0	3
Freeman	2-7	1-4	0-2	4	1	5	1	2	0	1	15
Bohall	0-0	0-0	0-0	0	0	0	0	0	0	0	0+
Johnson	3-5	3-5	0-0	0	1	9	1	0	0	0	17
Looby	2-3	0-0	2-5	6	4	6	1	0	3	0	21
Team				2							
Totals	27-52	8-17	17-27	32	21	79	11	8	4	4	200
	FG%: .519	3PT%: .471	FT%: .630								

Score by Periods:				Attendance: 10,471
Penn State	27	36	63	
Iowa	28	51	79	

2006-07 Game Summaries

(21) WISCONSIN 57, IOWA 46
January 28, 2007, Carver-Hawkeye Arena, Iowa City, IA

Second-ranked Wisconsin used an 8-0 scoring run over three-and-a-half minutes late in the second half to pull away as the Badgers defeated Iowa 57-46 in Iowa City, ending Iowa's 12-game home winning streak in Big Ten Conference play.

The first half featured scoring runs by both teams. Iowa scored 10 straight points to take a 12-9 advantage early in the contest before Wisconsin answered with 14 straight to take a 23-12 lead. Iowa's 10-3 spurt in the final minutes left the Badgers with a 26-22 halftime advantage.

Iowa closed its deficit to 45-41 with 7:40 remaining in the game. But Wisconsin gained control from there as Iowa did not score again until 3:33 remained. Iowa was unable to close the gap to less than nine the remainder of the game. The Badgers shot 55% from the field in the second half, connecting on eight of their first 10 field goals in the second half to stretch the halftime margin to 11.

The Hawkeyes struggled from the field in the first half, shooting just 23.3%. Iowa improved slightly to 33.3% in the second half, but shot just 28.1% for the game, including 14.3% (2-14) from three-point range.

Iowa played well in other phases of the game, holding a 40-33 rebounding advantage and forcing 12 Badger turnovers. Iowa had just nine turnovers, including three in the second half.

Adam Haluska led Iowa with 16 points and Tyler Smith added eight. Cyrus Tate led Iowa's rebounding effort with a career-high 10 boards and Haluska added seven rebounds and four assists.

WISCONSIN -- 57

Name	FG	3-PT	FT	RB	PF	TP	A	TO	BK	S	MN
Butch	5-12	3-6	0-3	14	1	13	1	2	0	0	29
Tucker	11-14	2-5	3-4	3	2	27	2	3	0		38
Chappel	0-1	0-0	0-0	1	0	0	3	0	1	0	14
Flowers	0-1	0-0	0-0	2	3	0	2	1	0	2	22
Taylor	1-7	1-5	2-2	1	1	5	5	2	0	1	37
Landry	2-5	0-1	4-7	7	3	8	1	2	1	0	30
Hughes	0-0	0-0	0-0	0	0	0	0	0	0	0	4
Bohannon	1-2	1-2	0-0	1	1	3	0	0	0	0	3
Stiemsma	0-0	0-0	0-0	0	1	0	0	1	0	0	4
Krabbenhoft	0-1	0-0	1-2	2	2	1	0	1	0	0	19
Team				2							
Totals	20-43	7-19	10-18	33	14	57	14	12	2	4	200
	FG%: .465	3PT%: .368	FT%: .556								

IOWA -- 46

Name	FG	3-PT	FT	RB	PF	TP	A	TO	BK	S	MN
Smith	3-17	0-2	2-4	5	4	8	2	1	0	3	34
Tate	3-8	0-0	0-2	10	3	6	2	1	1	0	35
Gorney	1-2	0-0	0-0	4	3	2	0	1	0	0	17
Haluska	3-18	1-7	9-10	7	1	16	4	2	0	0	36
Henderson	2-4	1-1	0-0	1	1	5	1	2	0	1	28
Angle	0-0	0-0	0-0	1	1	0	0	0	0	0	5
Freeman	1-4	0-3	1-2	2	1	3	0	2	0	1	13
Johnson	0-1	0-1	0-0	0	1	0	0	0	0	0	9
Looby	3-3	0-0	0-0	6	5	6	0	0	0	0	23
Team				4							
Totals	16-57	2-14	12-18	40	20	46	9	9	1	5	200
	FG%: .281	3PT%: .143	FT%: .667								

Score by Periods:

Wisconsin	26	31	57
Iowa	22	24	46

Attendance: 15,550

(22) IOWA 69, MICHIGAN 62
January 31, 2007, Crisler Arena, Ann Arbor, MI

Iowa rallied from an 11-point halftime deficit to take a 69-62 win at Michigan in the only meeting between the two teams this season. The Hawkeyes struggled with their shooting in the first half, connecting on just 8-30 (26.7%) field goal attempts. Michigan led by as many as 14 points while controlling the action in the opening period, with 13 of its 14 field goals coming from in the paint.

Iowa turned the tables in the second half, shooting 62.5% (16-26) from the field in earning its second straight win in Ann Arbor. Michigan still held its 11-point advantage with 14 minutes remaining as Iowa began to rally. The Hawkeyes used a 20-1 scoring run to take a 57-49 lead with six minutes to play as the Iowa defense held Michigan without a field goal for nearly eight minutes.

Iowa took its first lead on a three-pointer by Adam Haluska with 8:36 remaining and led the rest of the way. Michigan had cut the margin to one point when Tony Freeman scored on a drive and added a free throw, giving Iowa a 66-62 advantage with 45 seconds remaining.

Michigan shot just 29.2% in the second half after shooting 45.2% in the first stanza. For the game Iowa held a 40-31 rebounding advantage. Freshman Tyler Smith led Iowa's scoring with 22 points, while Haluska added 17 and Freeman 14. Haluska had 10 rebounds, Smith had eight rebounds and five assists and Freeman collected seven assists.

IOWA -- 69

Name	FG	3-PT	FT	RB	PF	TP	A	TO	BK	S	MN
Smith	8-18	1-4	5-7	8	4	22	5	5	0	2	39
Tate	2-8	0-0	0-0	4	4	4	0	1	1	1	16
Looby	0-0	0-0	0-0	3	5	0	1	1	1	0	13
Henderson	0-4	0-1	0-0	1	0	0	0	0	0	0	12
Haluska	5-12	3-8	4-6	10	2	17	3	2	0	0	38
Gorney	3-5	0-0	0-0	7	4	6	1	1	2	0	24
Freeman	4-6	1-2	5-5	1	0	14	7	2	0	1	34
Johnson	2-3	2-2	0-0	1	2	6	0	2	0	0	22
Angle	0-0	0-0	0-0	0	2	0	0	1	0	0	2
Team				5							
Totals	24-56	7-17	14-18	40	23	69	17	15	4	4	200
	FG%: .429	3PT%: .412	FT%: .778								

MICHIGAN -- 62

Name	FG	3-PT	FT	RB	PF	TP	A	TO	BK	S	MN
Coleman	5-10	1-4	1-1	4	1	12	2	2	0	1	34
Petway	2-4	0-0	2-4	7	2	6	1	1	1	0	19
Sims	9-12	0-0	11-13	11	5	29	0	4	2	0	35
Harris	0-11	0-3	1-2	2	2	1	5	2	1	3	37
Abram	3-9	0-1	0-0	1	3	6	3	2	0	1	32
Udoh	2-7	0-0	2-2	4	2	6	0	0	1	0	21
Smith	0-2	0-0	2-2	1	2	2	3	0	0	1	21
Sims	0-0	0-0	0-0	0	0	0	1	0	0	0	1
Team				1							
Totals	21-55	1-8	19-24	31	17	62	15	11	5	6	200
	FG%: .382	3PT%: .125	FT%: .792								

Score by Periods:

Iowa	23	46	69
Michigan	34	28	62

Attendance: 11,129

2006-07 Game Summaries

(23) IOWA 81, INDIANA 75
February 3, 2007, Carver-Hawkeye Arena, Iowa City, IA

Iowa overcame a fast start by Indiana in taking an 81-75 win over the Hoosiers in Iowa City, earning a season split.

Indiana hit six of its first eight three-point attempts in building an eight point advantage midway through the first half. Iowa rallied after trailing 24-16, finally pulling even at 28-28 with 4:19 left in the half. Iowa led by five in the late stages of the period before the Hoosiers tied the score at 37-37 at intermission.

Indiana made it a 9-0 run by scoring the first four points of the second half before Iowa took the lead on a three-point basket by Adam Haluska. Iowa held a slim advantage throughout most of the half, building the margin to seven, 61-54, with just under six minutes to play. From there the Hawkeyes made just enough free throws down the stretch to hold off the Hoosiers.

Iowa made its final 12 free throw attempts in the last 1:23 as Indiana was never able to gain possession with a chance to tie. Tyler Smith hit two free shots with 18 seconds left to give Iowa a 79-75 advantage, ending Indiana's final chance.

The Hawkeyes made 32-37 free throws in the game, including 20-22 (90%) in the second half. Iowa also held a 42-25 rebounding advantage. Indiana shot 48.1% from the field, but connected on just two of its last 12 three-point shots.

Haluska led Iowa's scoring with 33 points, a career-high in Big Ten play. Smith added 18 points, nine rebounds and seven assists and Kurt Looby and Seth Gorney each grabbed six rebounds.

INDIANA -- 75

Name	FG	3-PT	FT	RB	PF	TP	A	TO	BK	S	MN
White, D.J.	2-4	0-0	2-2	3	5	6	4	4	1	1	26
Stemler	1-5	0-3	0-0	3	1	2	1	0	0	0	18
Bassett	0-3	0-0	2-3	1	4	2	5	1	1	2	22
Wilmont	9-19	6-12	0-2	3	2	24	0	0	0	0	37
Calloway	5-7	0-0	6-6	2	1	16	5	5	0	0	31
Suhr	0-0	0-0	2-2	0	2	2	0	0	0	1	1
Ratliff	5-9	2-5	3-3	5	5	15	1	4	0	2	26
Allen	0-0	0-0	0-0	2	1	0	0	1	0	0	9
White, M.	2-4	0-0	1-2	2	5	5	0	0	0	1	17
Shaw	1-1	0-0	1-1	0	3	3	0	0	0	0	9
Keeling	0-0	0-0	0-2	0	0	0	1	0	0	0	4
Team				4							
Totals	25-52	8-20	17-23	25	29	75	17	15	2	7	200
	FG%:	.481	3PT%:	.400		FT%:	.739				

IOWA -- 81

Name	FG	3-PT	FT	RB	PF	TP	A	TO	BK	S	MN
Smith	4-9	0-1	10-10	9	2	18	7	6	0	2	37
Tate	2-4	0-0	2-3	4	3	6	0	1	0	0	24
Looby	1-2	0-0	0-0	6	5	2	0	2	2	0	15
Haluska	9-17	5-11	10-11	5	3	33	1	1	0	2	34
Freeman	1-6	0-3	2-2	4	4	4	1	4	0	1	20
Angle	0-0	0-0	0-0	0	0	0	0	0	0	0	1
Johnson	2-4	2-4	2-3	2	1	8	1	0	0	1	19
Henderson	0-8	0-1	4-6	3	5	4	5	2	0	1	29
Gorney	2-2	0-0	2-2	6	4	6	0	3	0	0	21
Team				3							
Totals	21-52	7-20	32-37	42	27	81	15	19	2	7	200
	FG%:	.404	3PT%:	.350		FT%:	.865				

Score by Periods:

Indiana	37	38	75
Iowa	37	44	81

Attendance: 15,500

(24) IOWA 91, MINNESOTA 78
February 7, 2007, Williams Arena, Minneapolis, MN

Iowa started fast and maintained the advantage throughout the game in taking a 91-78 win at Minnesota for its third straight win.

A three-point play by Adam Haluska gave Iowa a 7-6 advantage three minutes into the game and the Hawkeyes led the rest of the way. Iowa led 34-31 when it used a 13-5 scoring run over the final five minutes of the first half to take a 47-36 advantage at the break.

Iowa built the advantage to 55-38 three minutes into the second half, but Minnesota would not go away. The Gophers closed the gap to 74-66 with eight minutes remaining before Iowa answered with eight straight points to regain control. Minnesota countered with another run to get back within eight, but six straight points by Adam Haluska gave Iowa an 82-72 lead and the Hawkeyes led by 10 or more the rest of the way.

Both teams shot the ball extremely well from the field, as Minnesota shot 63.3% and Iowa 58.2%. The Hawkeyes shot 62.1% in the first half, marking their fourth half of the season in which they have shot better than 60%. There was a difference in three-point shooting, as Iowa shot 62.5% (10-16), compared to 36.8% for Minnesota. Iowa continued its free throw accuracy by hitting 81%, including 86.7% (13-15) in the second half.

Haluska led Iowa with 34 points, hitting 10-14 field goals, 6-10 three-point attempts and all eight of his free throws. He added eight assists and two steals. Tyler Smith added 19 points, eight rebounds, five assists and three steals and Tony Freeman and Mike Henderson each added 11 points.

IOWA -- 91

Name	FG	3-PT	FT	RB	PF	TP	A	TO	BK	S	MN
Tate	0-1	0-0	0-0	2	4	0	1	1	0	0	13
Smith	6-15	2-3	5-7	8	0	19	5	0	0	3	37
Looby	2-2	0-0	0-0	0	3	4	0	0	0	0	10
Haluska	10-14	6-10	8-8	5	1	34	8	1	0	2	37
Freeman	5-8	1-1	0-0	3	2	11	6	2	0	2	34
Gorney	4-7	0-0	0-0	1	3	8	0	0	0	0	24
Henderson	4-6	0-0	3-4	1	1	11	1	4	1	0	26
Johnson	0-1	0-1	1-2	2	0	1	2	0	1	0	12
Angle	1-1	1-1	0-0	1	0	3	1	0	0	0	7
Team				3						2	
Totals	32-55	10-16	17-21	26	14	91	24	10	2	7	200
	FG%:	.582	3PT%:	.625		FT%:	.810				

MINNESOTA -- 78

Name	FG	3-PT	FT	RB	PF	TP	A	TO	BK	S	MN
Coleman	7-11	0-3	2-2	3	2	16	2	0	0	2	31
Abu-Shamala	1-3	1-3	2-2	4	1	5	3	1	0	0	18
Tollackson	9-13	0-0	5-8	5	2	23	2	5	1	0	34
McKenzie	6-11	4-9	0-0	2	1	16	5	2	0	0	40
Payton	0-0	0-0	0-0	0	1	0	0	2	0	0	17
Williams	1-2	0-0	0-0	1	1	2	0	1	1	0	13
Wilson	2-4	2-4	0-0	2	4	6	6	0	0	2	25
Smith	5-5	0-0	0-0	0	4	10	2	1	1	0	21
Johnson	0-0	0-0	0-0	0	0	0	0	0	0	0	1
Team				1						1	
Totals	31-49	7-19	9-12	18	16	78	20	13	3	4	200
	FG%:	.633	3PT%:	.368		FT%:	.750				

Score by Periods:

Iowa	47	44	91
Minnesota	36	42	78

Attendance: 11,434

2006-07 Game Summaries

(25) WISCONSIN 74, IOWA 62
February 10, 2007, Kohl Center, Madison, WI

Fourth-ranked Wisconsin used a strong second half to rally for a 74-62 win over Iowa in Madison. The Hawkeyes led 35-31 at halftime and played well through the first 30 minutes. A three-point play by freshman Tyler Smith gave the Hawkeyes a 50-49 advantage with 12:20 remaining. The Badgers rallied, using a 13-1 scoring run over the next four minutes to build an 11-point advantage. Iowa fought back, closing to within five points, 67-62 on a basket by Adam Haluska.

Marcus Landry then delivered the knockout punch for the Badgers, hitting a three-pointer as the shot clock was winding down for a 70-62 advantage with just two minutes to play. Wisconsin shot 53.3% from the field in the second half after shooting just 35.7% in the first half. Iowa, after shooting 47.1% in the first half, shot just 36.7% over the final 20 minutes.

Wisconsin also held a 42-33 rebounding advantage, getting several baskets in the paint following 13 offensive rebounds.

Haluska led Iowa with 16 points and six rebounds. Smith, despite suffering a dislocated pinkie finger in the first half, had eight points, six rebounds and a career-best five steals. Tony Freeman and Seth Gorney each added eight points and Freeman collected five assists.

All eight Hawkeyes who saw action in the game scored at least five points and six of the eight had at least four rebounds.

IOWA -- 62

Name	FG	3-PT	FT	RB	PF	TP	A	TO	BK	S	MN
Smith	3-13	0-1	2-3	6	5	8	3	1	0	5	31
Tate	3-5	0-0	0-0	4	2	6	0	2	0	0	24
Looby	2-3	0-0	1-2	4	2	5	0	1	0	0	11
Haluska	7-20	1-5	1-2	6	3	16	1	3	0	1	36
Freeman	3-6	1-2	1-3	5	2	8	5	3	0	0	25
Johnson	2-5	1-4	0-0	1	2	5	1	1	0	0	22
Henderson	3-7	0-1	0-0	1	1	6	1	0	0	0	22
Gorney	4-5	0-0	0-0	4	3	8	0	1	0	1	29
Team				2							
Totals	27-64	3-13	5-10	33	20	62	11	12	0	7	200
	FG%: .422	3PT%: .231	FT%: .500								

WISCONSIN -- 74

Name	FG	3-PT	FT	RB	PF	TP	A	TO	BK	S	MN
Chappell	3-4	0-0	0-1	7	3	6	2	0	0	0	16
Butch	6-10	2-4	1-2	7	2	15	1	2	2	0	31
Tucker	7-17	1-2	6-10	7	2	21	2	1	0	3	34
Flowers	2-6	1-4	1-2	4	1	6	2	5	1	3	35
Taylor	3-9	3-4	2-2	4	1	11	2	4	1	0	28
Landry	2-4	1-1	0-1	1	3	5	1	1	1	0	16
Bohannon	0-2	0-2	2-2	1	0	2	1	0	0	1	14
Stiemsma	0-1	0-0	0-0	0	0	0	0	0	0	0	3
Gullikson	0-0	0-0	0-0	1	0	0	0	0	1	0	6
Krabbenhoft	3-5	0-0	2-2	8	1	8	2	1	0	0	17
Team				2							
Totals	26-58	8-17	14-22	42	13	74	14	14	6	7	200
	FG%: .448	3PT%: .471	FT%: .636								

Score by Periods:

Iowa	35	27	62
Wisconsin	31	43	74

Attendance: 17,190

(26) IOWA 66, NORTHWESTERN 58
February 15, 2007, Carver-Hawkeye Arena, Iowa City, IA

Iowa used a solid defensive performance to take a 66-58 win over Northwestern in Iowa City, earning victory No. 150 for Steve Alford as Iowa's head coach in a game that was delayed for one day due to bad weather.

The Hawkeyes held Northwestern to 37.5% shooting from the field in the second half after the teams were tied 29-29 at intermission. The Wildcats also made just 3-19 (15.8%) of their three-point attempts in the game.

Iowa never trailed in the second half after the game was tied for the fifth and final time at 31-31 with 18 minutes to play. The Hawkeyes used a 15-5 run over the next six minutes to take a 10 point advantage before Northwestern clawed back. The Wildcats closed the deficit to three points on three occasions, the last at 57-54 with 3:13 to play. Tyler Smith scored on a jumper and Adam Haluska added two free throws for a 61-54 advantage and Northwestern was never closer than five the rest of the way. The Hawkeyes hit 7-9 free throws in the final four minutes.

Iowa shot 41.7% from the field and 79.2% (19-24) from the foul line and held a 41-32 rebounding advantage.

Haluska led Iowa with 29 points, as he connected on 16-18 free throws. Smith added 13 points, Cyrus Tate had seven rebounds and Tony Freeman added six assists. Five Hawkeyes had at least five rebounds. Haluska's 16 made free throws match the fourth highest single-game total in school history. He made his final 13 attempts of the game, including all 10 in the second half.

NORTHWESTERN -- 58

Name	FG	3-PT	FT	RB	PF	TP	A	TO	BK	S	MN
Doyle	7-13	0-0	3-5	4	3	17	5	4	1	1	38
Ryan	2-4	0-0	3-3	2	1	7	1	2	0	1	23
Coble	7-18	0-3	0-1	11	4	14	2	2	1	0	37
Tolic	2-2	0-0	0-0	2	2	4	1	0	0	0	8
Okrzesik	1-6	1-6	0-0	0	4	3	1	1	0	1	12
Moore	1-6	1-5	0-1	0	3	3	3	0	0	0	24
Nash	1-4	0-1	0-0	4	1	2	2	0	0	0	15
Williams	1-3	0-2	0-0	1	2	2	1	0	1	2	15
Scott	2-4	1-2	1-2	3	1	6	0	1	0	2	28
Team				5							
Totals	24-60	3-19	7-12	32	21	58	16	10	2	7	200
	FG%: .400	3PT%: .158	FT%: .583								

IOWA -- 66

Name	FG	3-PT	FT	RB	PF	TP	A	TO	BK	S	MN
Smith	5-10	1-3	2-2	4	4	13	0	6	1	1	34
Tate	1-2	0-0	0-0	7	2	2	0	3	0	1	23
Looby	2-3	0-0	1-3	6	2	5	1	0	1	2	26
Haluska	5-19	3-13	16-18	6	2	29	0	1	0	0	38
Freeman	2-5	1-4	0-1	6	2	5	6	2	0	1	32
Angle	0-0	0-0	0-0	0	0	0	1	0	0	0	3
Johnson	2-5	2-4	0-0	3	2	6	2	1	2	0	15
Henderson	3-4	0-0	0-0	3	0	6	1	3	0	0	15
Gorney	0-0	0-0	0-0	5	1	0	0	0	0	0	14
Team				1							
Totals	20-48	7-24	19-24	41	15	66	11	16	4	5	200
	FG%: .417	3PT%: .292	FT%: .792								

Score by Periods:

Northwestern	29	29	58
Iowa	29	37	66

Attendance: 13,668

2006-07 Game Summaries

(27) MICHIGAN STATE 81, IOWA 49
February 17, 2007, Breslin Center, East Lansing, MI

Michigan State used an 18-0 scoring run in the early going and coasted to an 81-49 win over Iowa in East Lansing. The Hawkeyes took a 4-3 advantage in the first two minutes, but were then held scoreless for just under seven minutes as the Spartans built a 21-4 advantage. Iowa was never closer than 15 points the rest of the way as Michigan State built a 44-17 halftime advantage. The 17 points matched Iowa's lowest scoring opening half of the season (at Indiana) and the 44 MSU points are the most allowed by the Hawkeyes in an opening half.

Michigan State shot 65.4% (17-26) from the field in the first half, including 53.8% (7-13) from three-point range. The Spartans ended the game shooting 57.9% from the field and 45.5% from three-point range.

The Hawkeyes made just 6-24 (25%) field goal attempts in the first half before shooting 45% in the second half. Iowa also matched a season-low of just two three-point baskets, with both of those coming from Justin Johnson. The Hawkeyes were also guilty of 17 turnovers, with MSU scoring 25 points off those mistakes.

Adam Haluska led Iowa's efforts with 11 points, five rebounds and four steals, but he was the only Hawkeye player to score in double figures. Johnson added eight points and Seth Gorney added seven points and four rebounds.

IOWA -- 49

Name	FG	3-PT	FT	RB	PF	TP	A	TO	BK	S	MN
Haluska	3-14	0-6	5-6	5	1	11	1	1	0	4	28
Freeman	0-4	0-2	3-4	3	1	3	2	3	0	1	24
Smith	2-9	0-2	2-3	2	1	6	2	6	6	6	30
Tate	1-2	0-0	1-2	2	3	3	0	1	0	0	22
Looby	1-3	0-0	0-0	2	2	2	0	0	0	0	17
Crawford	2-2	0-0	0-0	1	0	4	0	0	1	0	4
Adams	0-0	0-0	0-0	0	0	0	0	0	0	0	2
Angle	0-0	0-0	3-4	1	0	3	0	0	0	0	5
Wessels	0-0	0-0	0-0	0	0	0	0	0	0	0	3
Bohall	0-1	0-0	2-4	0	0	2	0	1	0	1	10
Johnson	3-5	2-2	0-0	1	1	8	1	1	0	0	18
Henderson	0-0	0-0	0-0	0	2	0	1	4	0	0	16
Gorney	3-4	0-0	1-2	4	0	7	0	0	1	1	21
Team				2							
Totals	15-44	2-12	17-25	23	11	49	7	17	2	7	200
	FG%: .341	3PT%: .167	FT%: .680								

MICHIGAN STATE -- 81

Name	FG	3-PT	FT	RB	PF	TP	A	TO	BK	S	MN
Morgan	7-10	0-1	2-2	3	2	16	1	4	0	4	25
Walton	4-6	1-2	0-0	1	1	9	10	3	0	0	28
Neitzel	6-11	5-10	0-0	2	2	17	3	0	2	2	24
Naymick	2-3	0-0	0-0	6	1	4	0	0	3	1	19
Gray	3-3	0-0	1-2	2	3	7	0	1	0	0	9
Ibok	0-2	0-0	2-4	4	4	2	1	1	1	0	19
Darnton	0-0	0-0	0-0	0	0	0	0	1	0	0	2
Tibaldi	1-2	0-1	0-0	0	0	2	0	0	0	1	3
Curry	0-0	0-0	0-0	1	0	0	0	0	0	0	2
Suton	5-8	0-0	0-0	8	5	10	2	1	1	1	24
Ducre	0-1	0-0	0-0	1	0	0	0	0	0	0	7
Dahlman	0-3	0-1	0-0	1	2	0	0	1	0	1	13
Joseph	4-7	4-7	0-2	3	1	12	1	0	0	1	20
Hannon	1-1	0-0	0-0	0	1	2	0	0	0	0	5
Team				4							
Totals	33-57	10-22	5-10	36	22	81	18	12	7	11	200
	FG%: .579	3PT%: .455	FT%: .500								

Score by Periods:

Iowa	17	32	49
Michigan State	44	37	81

Attendance: 14,759

(28) IOWA 78, PURDUE 59
February 21, 2007, Carver-Hawkeye Arena, Iowa City, IA

Iowa scored the first seven points of the game and never trailed in taking a 78-59 home win over Purdue in the only meeting of the year with the Boilermakers.

The Hawkeyes started fast, shooting 59.3% from the field while building a 44-34 halftime advantage. Iowa led by as many as 13 points while controlling the action in the opening 20 minutes, despite the fact that Purdue shot 48.1% from the field and 50% from three-point range.

Iowa turned up its defense in the second half, allowing Purdue to shoot just 30.4% from the field. The Boilermakers closed the gap to six points with 14 minutes to play before Iowa scored 10 straight points over the next five minutes to regain control. The Boilermakers were never closer than 13 points in the final 10 minutes.

Iowa shot 55.6% from the field for the game and 69.7% from the foul line. The Hawkeyes held a 36-28 rebounding advantage and collected 21 assists and 10 steals. Along with its cold shooting from the field in the second half, Purdue made just 13-27 (48.1%) of its free throws in the game.

Iowa had five players score in double figures for the first time in 28 games. Tyler Smith led the scoring with 18 points and he added seven assists and four rebounds. Tony Freeman added 14 points, Adam Haluska and Cyrus Tate scored 11 and Mike Henderson added 10. Tate added 10 rebounds and Haluska had five assists and four steals.

PURDUE -- 59

Name	FG	3-PT	FT	RB	PF	TP	A	TO	BK	S	MN
Watt	4-6	1-2	1-1	2	5	10	2	2	1	1	24
Landry	3-6	0-0	3-9	6	5	9	0	3	0	2	33
Teague	5-13	1-5	2-2	3	2	13	2	5	0	2	36
Kramer	7-13	3-4	2-2	4	1	19	3	2	0	1	33
Grant	0-5	0-2	1-6	1	3	1	0	3	0	2	11
Lutz	0-1	0-1	0-0	2	3	0	1	2	0	0	16
Riddell	0-0	0-0	0-0	0	1	0	0	0	0	0	3
Crump	1-3	1-2	0-0	2	3	3	1	1	0	0	21
Green	0-2	0-2	1-3	1	3	1	1	0	0	1	16
Uchendu	0-1	0-0	3-4	4	3	3	0	1	0	0	7
Team				3							
Totals	20-50	6-18	13-27	28	29	59	10	19	1	9	200
	FG%: .400	3PT%: .333	FT%: .481								

IOWA -- 78

Name	FG	3-PT	FT	RB	PF	TP	A	TO	BK	S	MN
Smith	6-9	0-0	6-7	4	3	18	7	1	0	0	37
Tate	3-3	0-0	5-6	10	5	11	1	2	0	3	25
Looby	2-4	0-0	0-0	4	3	4	0	2	1	1	22
Haluska	4-12	2-7	1-2	3	0	11	5	0	1	4	32
Freeman	2-5	2-3	8-12	1	2	14	1	5	0	2	22
Crawford	0-1	0-0	0-0	0	3	0	0	1	0	0	1
Angle	0-0	0-0	0-0	1	1	0	2	1	0	0	6
Wessels	0-0	0-0	0-0	1	1	0	0	1	0	0	2
Bohall	0-1	0-0	2-4	1	0	2	0	0	0	0	2
Johnson	0-0	0-0	0-0	0	0	0	1	0	1	0	12
Henderson	4-5	1-2	1-2	1	1	10	4	5	0	0	23
Gorney	4-5	0-0	0-0	3	4	8	0	0	0	0	16
Team				7							
Totals	25-45	5-12	23-33	36	23	78	21	18	4	10	200
	FG%: .556	3PT%: .417	FT%: .697								

Score by Periods:

Purdue	34	25	59
Iowa	44	34	78

Attendance: 11,466

2006-07 Game Summaries

(29) **PENN STATE 74, IOWA 72**
February 28, 2007, Bryce Jordan Center, State College, PA

A slow start proved costly as Iowa dropped a 74-72 contest at Penn State. The Hawkeyes did not score in the first four minutes and trailed 11-0 in the early going. Iowa closed the deficit to 33-30 at halftime and led at different points late in the game before Penn State held on at the end. After PSU led the entire first half, there were five ties and 12 lead changes in the second half.

The Hawkeyes took their first lead on a three-point basket by Tony Freeman with just under 18 minutes to play. Neither team led by more than three points until Iowa took a four point advantage (59-55) with just under eight minutes left. Iowa's biggest lead was 65-60 before the game was tied for the final time at 69-69 with 2:29 to play.

Penn State took a 73-69 lead on four straight free throws before Adam Haluska's three-pointer cut the margin to one with 53 seconds left. Iowa forced a turnover with 22 seconds remaining, but failed to get a shot until Mike Henderson's three-point attempt was off target with less than one second on the clock.

Iowa shot 46.6% from the field, but hit just nine of a season-high 31 (29%) three-point attempts. The Hawkeyes added 9-11 (81.8%) free throws and 17 assists, but lost the battle of the boards by a 32-26 margin. Penn State shot 48.1% from the field, including 55.6% (10-18) from three-point range.

Haluska led Iowa with 30 points and eight rebounds. Tyler Smith added 14 points and Freeman collected 11 points, six rebounds and five assists.

IOWA -- 72

Name	FG	3-PT	FT	RB	PF	TP	A	TO	BK	S	MN
Smith	6-14	1-6	1-1	4	3	14	4	1	0	1	36
Tate	0-1	0-0	0-0	2	4	0	0	2	0	0	16
Looby	1-2	0-0	0-0	1	2	2	2	0	2	1	15
Haluska	10-18	4-10	6-6	8	0	30	2	1	1	2	38
Freeman	3-8	3-7	2-2	6	0	11	5	4	0	2	31
Johnson	1-5	1-5	0-0	2	2	3	0	1	0	1	12
Henderson	4-7	0-2	0-0	0	3	8	3	1	0	2	29
Gorney	2-3	0-1	0-2	3	0	4	1	0	0	0	23
Totals	27-58	9-31	9-11	26	14	72	17	10	3	9	200
	FG%: .466	3PT%: .290	FT%: .818								

PENN STATE -- 74

Name	FG	3-PT	FT	RB	PF	TP	A	TO	BK	S	MN
Cornley	9-16	0-0	2-4	13	0	20	4	1	0	1	39
Hassell	0-0	0-0	1-2	2	1	1	1	1	0	1	21
Walker	5-9	5-8	2-3	0	0	17	4	2	0	0	36
Claxton	6-14	2-3	4-6	5	2	18	2	4	1	0	40
Jackson	3-8	3-5	3-3	7	2	12	3	4	0	2	33
Suotamo	1-1	0-0	2-2	1	1	4	0	0	0	0	11
Morrissey	0-2	0-2	0-0	0	2	0	3	1	0	1	11
Bogetic	1-2	0-0	0-0	2	3	2	0	0	0	0	9
Team				2							
Totals	25-52	10-18	14-20	32	11	74	17	13	1	5	200
	FG%: .481	3PT%: .556	FT%: .700								

Score by Periods:

Iowa	30	42	72
Penn State	33	41	74

Attendance: 6,706

(30) **IOWA 60, ILLINOIS 53**
March 3, 2007, Carver-Hawkeye Arena, Iowa City, IA

Iowa used an 11-4 scoring run over the final four minutes to take a 60-53 win over Illinois in the regular season finale. The win clinched a school-record seventh straight winning season and allowed the Hawkeyes to earn a tie for fourth place in the Big Ten.

The score was tied for the 11th and final time at 49-49 when Tony Freeman connected on a three-point basket to give Iowa the lead with 3:30 remaining. Freeman added another three-pointer with 2:13 to play to give Iowa its biggest lead of the day.

Illinois hit four free throws to close the margin to 55-53 with 59 seconds to play when senior Mike Henderson took control. Henderson scored on a drive to the basket with 31 seconds remaining and added a free throw to make it a three-point play. He added two more free throws following an Illinois miss to seal the win.

Illinois led by as many as six points in the early going before the first half ended with the Illini holding a 28-27 advantage. Neither team led by more than four until Henderson's final free throws ended the scoring.

Iowa shot 42.2% from the field and held Illinois to 36.4% shooting. Illinois won the rebounding battle, 39-29, but Iowa was guilty of just 11 turnovers and shot 43.8% from three-point range and 75% from the free throw line.

Adam Haluska, who led the Big Ten Conference in scoring, led the Hawkeyes with 21 points. Freeman added 13 points and five assists and Henderson scored 11 points. Kurt Looby and Cyrus Tate led Iowa with seven rebounds each, while Looby matched his season-high with five blocked shots.

ILLINOIS -- 53

Name	FG	3-PT	FT	RB	PF	TP	A	TO	BK	S	MN
Carter	4-12	2-6	2-3	5	3	12	3	2	1	1	34
Randle	3-10	1-3	0-0	6	3	7	0	5	1	1	33
Pruitt	8-13	0-0	4-7	9	4	20	0	3	0	1	33
Frazier	1-6	0-3	1-2	3	2	3	2	0	0	0	39
McBride	3-10	3-8	0-0	1	3	9	4	0	0	0	30
Meacham	0-0	0-0	0-0	1	2	0	3	0	0	0	11
Brock	0-1	0-0	0-0	1	2	0	2	2	0	2	13
Arnold	1-3	0-0	0-0	2	1	2	0	1	0	0	7
Team				11							
Totals	20-55	6-20	7-12	39	20	53	14	13	2	5	200
	FG%: .364	3PT%: .300	FT%: .583								

IOWA -- 60

Name	FG	3-PT	FT	RB	PF	TP	A	TO	BK	S	MN
Smith	2-9	0-3	2-2	2	4	6	3	4	1	1	35
Tate	2-5	0-0	0-3	7	1	4	0	0	0	1	25
Looby	0-0	0-0	0-0	7	3	0	0	0	5	1	28
Haluska	6-13	3-7	6-8	2	3	21	3	2	0	0	37
Freeman	4-8	3-4	2-2	2	0	13	5	1	0	1	30
Johnson	2-3	1-2	0-0	2	1	5	0	0	0	0	12
Henderson	3-6	0-0	5-5	4	1	11	0	2	0	1	24
Gorney	0-1	0-0	0-0	1	4	0	0	2	0	0	9
Team				2							
Totals	19-45	7-16	15-20	29	17	60	11	11	6	5	200
	FG%: .422	3PT%: .438	FT%: .750								

Score by Periods:

Illinois	28	25	53
Iowa	27	33	60

Attendance: 15,500

2006-07 Game Summaries

(31) PURDUE 74, IOWA 55
 March 9, 2007, United Center, Chicago, IL

Iowa struggled with its shooting against an aggressive Purdue defense as the Boilermakers scored a 74-55 win in the first round of the Big Ten Conference Tournament.

Purdue shot 58.3% from the field in the first half, connecting on three three-point shots in the first three minutes. The Hawkeyes trailed by just three, 13-10, after seven minutes before Purdue used a 13-4 scoring run to take control. The Boilermakers led 43-30 at intermission after Iowa shot just 35.7% in the opening 20 minutes.

Iowa was able to close with 10 on two occasions in the second half, the last time with over 11 minutes to play. But Purdue answered that with five straight points and went on to match the point difference of the first meeting, a 78-59 Hawkeye win in Iowa City.

Purdue ended the game shooting an even 50% from the field and the Boilermakers also hit 6-11 (54.5%) three-pointers and 69.2% from the free throw line.

Iowa shot just 41.2% for the game, including 10% (1-10) from three-point range. Iowa, the top free throw shooting team in the Big Ten, also made just 12-24 (50%) free throws.

Freshman Tyler Smith led Iowa with 17 points and seven rebounds. Adam Haluska added 14 points and six rebounds and Kurt Looby contributed six rebounds and five blocked shots, setting an Iowa tournament record for blocked shots.

PURDUE -- 74

Name	FG	3-PT	FT	RB	PF	TP	A	TO	BK	S	MN
Watt	2-9	0-0	1-3	4	3	5	3	1	0	1	28
Landry	6-11	1-1	7-11	11	3	20	2	4	4	2	38
Teague	4-10	2-3	5-6	8	3	15	1	4	0	0	26
Kramer	2-4	0-0	2-2	2	2	6	2	1	0	1	32
Grant	1-3	1-2	0-0	1	3	3	1	2	0	0	15
Riddell	0-0	0-0	0-0	0	0	0	0	0	0	0	1
Crump	5-6	0-1	3-4	1	3	13	1	3	0	0	20
Green	4-5	1-2	0-0	3	1	9	0	1	2	2	20
Uchandru	0-0	0-0	0-0	0	0	0	0	0	0	0	1
Hartley	0-0	0-0	0-0	1	0	0	0	0	0	0	1
Lutz	1-2	1-2	0-0	0	4	3	3	0	0	2	17
Graft	0-0	0-0	0-0	0	0	0	0	0	0	0	1
Team				7				1			
Totals	25-50	6-11	18-27	38	22	74	13	17	6	8	200
FG%:	.500	3PT%:	.545			FT%:	.692				

IOWA -- 55

Name	FG	3-PT	FT	RB	PF	TP	A	TO	BK	S	MN
Smith	8-14	0-1	1-4	7	2	17	1	6	2	1	37
Tate	0-0	0-0	1-2	3	4	1	0	0	0	1	17
Looby	2-4	0-0	0-0	6	4	4	0	3	51	1	21
Haluska	4-16	1-5	5-7	6	3	14	3	1	0	1	35
Freeman	3-9	0-3	5-7	4	3	11	3	0	1	2	33
Crawford	0-0	0-0	0-0	0	0	0	0	0	0	0	1
Wessels	0-0	0-0	0-0	0	0	0	0	0	0	0	1
Bohall	0-0	0-0	0-0	0	0	0	0	0	0	0	1
Johnson	1-2	0-1	0-2	1	4	2	1	2	1	0	21
Henderson	1-2	0-0	0-2	0	1	2	2	2	0	0	18
Angle	1-1	0-0	0-0	0	0	2	0	0	0	0	3
Gorney	1-3	0-0	0-0	0	1	2	0	2	0	1	12
Team				2							
Totals	21-51	1-10	12-24	29	22	55	10	16	9	7	200
FG%:	.412	3PT%:	.100			FT%:	.500				

Score by Periods:				Attendance: 18,103
Purdue		43	31	74
Iowa		30	25	55