

2019 Winter Cup Prelims

Meet Results







Feb 15, 2019

Page: 1
Printed: 2/15/2019 9:30 PM

Men / SR / All

Session: 2

Judge's Signatures

Rank	Num	Name	Gym							AA
1	4	Yul Moldauer	Univ Oklahoma	Diff: 5.900	5.600	5.700	5.200	6.000	5.500	
				Exec: 7.750	8.500	8.800	9.250	8.450	7.950	
				ND: -0.100						
				Final: 13.550	14.100	14.500	14.450	14.450	13.450	84.500
				Place: 14T	2	3	7*	1	13	1
2	22	Sam Mikulak	U.S.O.T.C.	Diff: 5.900	6.000	5.600	5.200	6.400	6.100	
				Exec: 9.100	7.700	8.450	8.850	6.450	9.000	
				ND: -			-0.300			
				Final: 15.000	13.700	14.050	13.750	12.850	15.100	84.450
				Place: 1	4	5*	28T	24T	1	2
3	1	Allan Bower	Univ Oklahoma	Diff: 5.600	6.100	5.000	5.200	5.400	5.100	
				Exec: 8.850	7.300	8.450	8.950	8.000	8.500	
				ND: -			-0.100			
				Final: 14.450	13.400	13.450	14.050	13.400	13.600	82.350
				Place: 2T	7	15T	19T	10	9T	3
4	43	Genki Suzuki	Univ Oklahoma	Diff: 5.200	5.700	4.700	4.800	5.300	5.300	
				Exec: 8.300	7.350	8.750	9.350	8.550	9.100	
				ND: -0.100						
				Final: 13.400	13.050	13.450	14.150	13.850	14.400	82.300
				Place: 17T	14	15T	16T	3*	2	4
5	21	Robert Neff	Stanford	Diff: 5.800	5.700	4.700	5.200	5.300	6.100	
				Exec: 7.900	7.500	8.550	9.000	8.550	7.500	
				ND: -						
				Final: 13.700	13.200	13.250	14.200	13.850	13.600	81.800
				Place: 10	10T	21*	15	3*	9T	5
6	49	Sean Melton	Ohio State	Diff: 5.100	5.000	5.800	5.200	5.300	5.000	
				Exec: 7.850	8.500	8.650	9.250	7.750	8.350	
				ND: -						
				Final: 12.950	13.500	14.450	14.450	13.050	13.350	81.750
				Place: 30T	5T	4	7*	18T	15T	6
7	27	Akash Modi	Stanford	Diff: 5.600	5.800	5.600	5.200	6.100	5.800	
				Exec: 7.000	7.200	8.450	9.150	7.750	7.850	
				ND: -						
				Final: 12.600	13.000	14.050	14.350	13.850	13.650	81.500
				Place: 38	15	5*	12	3T	5T	7
8	33	Colin Van Wicklen	Univ Oklahoma	Diff: 5.500	4.800	5.200	5.600	5.400	5.500	
				Exec: 7.600	7.150	8.750	9.400	7.850	8.350	
				ND: -						
				Final: 13.100	11.950	13.950	15.000	13.250	13.850	81.100
				Place: 26	34T	7T	1	13	3	8
9	6	Levi Anderson	Univ Oklahoma	Diff: 5.400	4.800	4.900	5.600	5.100	5.600	
				Exec: 8.000	7.900	8.400	9.000	7.850	8.050	
				ND: -						
				Final: 13.400	12.700	13.300	14.600	12.950	13.650	80.600
				Place: 17T	19	18*	4	20T	5*	9
10T	32	Cameron Bock	Univ Michigan	Diff: 5.700	5.600	5.400	5.200	5.900	5.400	
				Exec: 6.850	8.350	8.150	8.700	7.150	8.150	
				ND: -						
				Final: 12.550	13.950	13.550	13.900	13.050	13.550	80.550
				Place: 39T	3	13	22	18T	12	10T

2019 Winter Cup Prelims

Meet Results







Feb 15, 2019

Page: 2

Printed: 2/15/2019 9:30 PM

Men / SR / All

Session: 2

Rank	Num	Name	Gym							AA
10T	48	Adrian De Los Angeles	U.S.O.T.C.	Diff: 5.400	5.300	4.500	5.200	5.500	5.300	
				Exec: 8.050	8.000	8.550	8.700	8.650	7.700	
				ND: _____	_____	_____	-0.300	_____	_____	
				Final: 13.450	13.300	13.050	13.600	14.150	13.000	80.550
				Place: 16	9	26*	33T	2	21T	10T
12	14	Trevor Howard	Ohio State	Diff: 5.400	4.300	6.100	5.200	5.800	5.000	
				Exec: 7.600	8.250	8.700	9.550	7.350	7.150	
				ND: -0.100	_____	_____	_____	_____	_____	
				Final: 12.900	12.550	14.800	14.750	13.150	12.150	80.300
				Place: 32T	22T	1	3	16	38	12
13	16	Tanner Justus	Univ Oklahoma	Diff: 5.400	5.000	5.100	5.200	5.100	4.500	
				Exec: 7.550	8.150	8.150	9.200	7.750	9.100	
				ND: _____	_____	_____	-0.300	_____	_____	
				Final: 12.950	13.150	13.250	14.100	12.850	13.600	79.900
				Place: 30T	12	21T	18	24T	9T	13
14	57	Johnny Jacobson	Univ Illinois	Diff: 5.400	4.000	4.500	4.800	5.700	4.800	
				Exec: 8.200	8.150	8.500	9.250	7.600	8.600	
				ND: _____	_____	_____	_____	_____	_____	
				Final: 13.600	12.150	13.000	14.050	13.300	13.400	79.500
				Place: 12T	31	28T	19T	12	14	14
15	11	Kiwan Watts	Arizona State	Diff: 5.200	5.100	5.100	5.200	5.200	4.700	
				Exec: 8.100	7.800	8.350	8.000	8.150	8.550	
				ND: _____	_____	_____	_____	_____	_____	
				Final: 13.300	12.900	13.450	13.200	13.350	13.250	79.450
				Place: 21T	16T	15T	43	11	17	15
16	66	Riley Loos	Technique	Diff: 5.500	4.700	4.500	5.200	3.900	4.300	
				Exec: 8.950	8.500	9.100	8.650	7.150	8.750	
				ND: _____	_____	_____	_____	_____	_____	
				Final: 14.450	13.200	13.600	13.850	11.050	13.050	79.200
				Place: 2T	10T	11T	23T	43	19T	16
17	8	Anton Stephenson	Univ Nebraska	Diff: 5.500	5.300	4.800	5.200	5.300	4.300	
				Exec: 7.900	7.300	7.900	9.200	8.350	7.750	
				ND: _____	_____	_____	_____	_____	_____	
				Final: 13.400	12.600	12.700	14.400	13.650	12.050	78.800
				Place: 17T	20T	36T	10*	6	40	17
18	60	Evan Davis	Univ Iowa	Diff: 5.200	4.100	4.100	4.800	4.800	4.600	
				Exec: 7.650	8.500	9.200	8.750	8.050	9.050	
				ND: _____	_____	_____	-0.100	_____	_____	
				Final: 12.850	12.600	13.300	13.450	12.850	13.650	78.700
				Place: 34T	20T	18T	36	24T	5T	18
19	9	Grant Breckenridge	Stanford	Diff: 5.100	4.500	4.600	4.800	5.400	5.600	
				Exec: 7.250	8.300	9.100	7.950	8.200	8.050	
				ND: -0.300	_____	_____	_____	_____	_____	
				Final: 12.050	12.800	13.700	12.750	13.600	13.650	78.550
				Place: 42T	18	9T	45	7	5*	19
20	46	Shaun Herzog	Univ Minnesota	Diff: 5.300	3.900	4.700	5.200	5.300	5.100	
				Exec: 7.100	8.150	8.550	9.300	8.150	7.800	
				ND: -0.300	_____	_____	_____	_____	_____	
				Final: 12.100	12.050	13.250	14.500	13.450	12.900	78.250
				Place: 41	32	21*	5*	9	27	20

2019 Winter Cup Prelims

Meet Results







Feb 15, 2019

Page: 3

Printed: 2/15/2019 9:30 PM

Men / SR / All

Session: 2

Rank	Num	Name	Gym							AA
21	59	Jacob Moore	Univ Michigan	Diff: 5.600	4.700	5.000	4.800	4.700	4.300	
				Exec: 8.800	7.100	8.000	9.100	8.250	7.800	
				ND: _____	_____	_____	-0.100	_____	_____	
				Final: 14.400	11.800	13.000	13.800	12.950	12.100	78.050
				Place: 4	36T	28T	26T	20T	39	21
22T	73	Vitaliy Guimaraes	Univ Oklahoma	Diff: 5.500	4.700	4.500	4.800	3.900	4.500	
				Exec: 8.250	7.250	8.750	9.450	8.700	7.700	
				ND: _____	_____	_____	_____	_____	_____	
				Final: 13.750	11.950	13.250	14.250	12.600	12.200	78.000
				Place: 7*	34T	21T	14	29T	37	22T
22T	40	Andrew Bitner	Stanford	Diff: 5.400	4.700	4.600	4.800	5.300	4.800	
				Exec: 7.800	7.750	8.000	8.550	7.900	8.400	
				ND: _____	_____	_____	_____	_____	_____	
				Final: 13.200	12.450	12.600	13.350	13.200	13.200	78.000
				Place: 24	24	39	39T	14T	18	22T
24	69	Griffin Kehler	Univ Nebraska	Diff: 5.200	4.400	4.200	4.800	4.800	4.700	
				Exec: 8.550	7.000	8.550	8.950	7.800	9.050	
				ND: -0.100	_____	_____	_____	_____	_____	
				Final: 13.650	11.400	12.750	13.750	12.600	13.750	77.900
				Place: 11	40	35	28*	29T	4	24
25	47	Cole Casanova	Army	Diff: 5.300	4.700	4.900	5.200	4.900	4.300	
				Exec: 7.750	7.650	8.400	8.100	8.200	8.250	
				ND: _____	_____	_____	_____	_____	_____	
				Final: 13.050	12.350	13.300	13.300	13.100	12.550	77.650
				Place: 27T	26T	18*	42	17	33T	25
26	18	Alexei Vernyi	Univ Oklahoma	Diff: 5.500	4.300	4.400	5.200	5.000	4.900	
				Exec: 7.550	8.100	8.450	9.200	7.400	7.700	
				ND: -0.500	_____	_____	_____	_____	_____	
				Final: 12.550	12.400	12.850	14.400	12.400	12.600	77.200
				Place: 39T	25	32T	10*	33T	31T	26
27T	61	Mike Fletcher	Univ Illinois	Diff: 5.200	4.500	4.300	5.200	5.300	4.300	
				Exec: 7.800	9.000	8.500	9.350	5.950	7.950	
				ND: -0.300	_____	_____	-0.100	_____	_____	
				Final: 12.700	13.500	12.800	14.450	11.250	12.250	76.950
				Place: 37	5T	34	7T	41	36	27T
27T	20	Shane Wiskus	Univ Minnesota	Diff: 5.500	4.500	4.700	4.800	5.900	5.400	
				Exec: 7.400	7.100	7.750	9.000	7.300	7.600	
				ND: _____	_____	_____	_____	_____	_____	
				Final: 12.900	11.600	12.450	13.800	13.200	13.000	76.950
				Place: 32T	38	41	26T	14T	21T	27T
29	3	Ryan McVay	Navy	Diff: 4.900	4.000	4.500	4.000	4.300	4.500	
				Exec: 8.250	7.100	8.550	8.600	8.450	8.350	
				ND: _____	_____	_____	_____	_____	_____	
				Final: 13.150	11.100	13.050	12.600	12.750	12.850	75.500
				Place: 25	42	26*	46	27T	28	29
30	82	Spencer Goodell	Univ Oklahoma	Diff: 5.100	4.100	4.400	5.200	4.600	4.500	
				Exec: 8.500	7.900	8.600	8.150	7.650	6.450	
				ND: _____	_____	_____	_____	_____	_____	
				Final: 13.600	12.000	13.000	13.350	12.250	10.950	75.150
				Place: 12T	33	28T	39T	35	45	30

2019 Winter Cup Prelims

Meet Results







Feb 15, 2019

Page: 4

Printed: 2/15/2019 9:30 PM

Men / SR / All

Session: 2

Rank	Num	Name	Gym							AA
31	44	Emyre Cole	Univ Michigan	Diff: 5.600	4.400	4.400	5.200	5.000	4.700	
				Exec: 8.650	7.800	8.300	8.500	6.100	6.650	
				ND: _____	_____	_____	-0.300	_____	_____	
				Final: 14.250	12.200	12.700	13.400	11.100	11.350	75.000
				Place: 5	30	36T	37T	42	43	31
32T	26	Jake Brodarzon	Univ Iowa	Diff: 5.100	4.000	5.100	4.800	4.900	3.900	
				Exec: 6.950	6.100	8.400	9.150	8.000	8.750	
				ND: -0.200	_____	_____	_____	_____	_____	
				Final: 11.850	10.100	13.500	13.950	12.900	12.650	74.950
				Place: 45	44	14	21	23	30	32T
32T	39	Kyte Crigger	UC Berkeley	Diff: 5.500	4.000	4.500	4.000	5.000	4.600	
				Exec: 7.750	6.450	8.050	9.050	7.750	8.400	
				ND: _____	_____	_____	-0.100	_____	_____	
				Final: 13.250	10.450	12.550	12.950	12.750	13.000	74.950
				Place: 23	43	40	44	27T	21T	32T
34	28	Marvin Kimble	Salto Gym	Diff: 4.700	6.300	5.900	5.600	5.500	4.900	
				Exec: 7.450	6.050	8.050	8.250	6.500	5.900	
				ND: -0.200	_____	_____	_____	_____	_____	
				Final: 11.950	12.350	13.950	13.850	12.000	10.800	74.900
				Place: 44	26T	7T	23T	39T	46	34
35	76	Bennet Huang	Univ Iowa	Diff: 5.200	4.700	4.300	4.800	4.300	4.200	
				Exec: 8.550	6.850	7.950	8.950	6.050	8.400	
				ND: _____	_____	_____	_____	_____	_____	
				Final: 13.750	11.550	12.250	13.750	10.350	12.600	74.250
				Place: 7T	39	42	28*	46	31T	35
36	74	Ian Gunther	Stanford	Diff: 4.800	5.400	4.900	4.800	4.700	4.700	
				Exec: 8.050	6.900	8.800	7.500	7.450	6.450	
				ND: _____	_____	_____	-0.300	_____	_____	
				Final: 12.850	12.300	13.700	12.000	12.150	11.150	74.150
				Place: 34T	28T	9T	47	37T	44	36
37	85	Kevin Penev	Univ Michigan	Diff: 5.700	4.500	4.600	4.800	4.200	4.700	
				Exec: 7.850	7.300	7.200	8.900	6.400	7.700	
				ND: _____	_____	_____	_____	_____	_____	
				Final: 13.550	11.800	11.800	13.700	10.600	12.400	73.850
				Place: 14T	36T	43	31	44	35	37
38	45	Bailey Perez	Stanford	Diff: 5.300	3.300	4.400	5.200	4.600	4.500	
				Exec: 7.850	5.100	8.500	8.300	8.350	8.450	
				ND: -0.100	_____	_____	_____	_____	_____	
				Final: 13.050	8.400	12.900	13.500	12.950	12.950	73.750
				Place: 27T	46	31	35	20T	25T	38
39	36	Kanji Oyama	U.S.O.T.C.	Diff: 5.200	5.200	5.300	5.200	5.500	4.900	
				Exec: 6.100	6.100	8.300	9.100	5.050	7.000	
				ND: _____	_____	_____	_____	_____	_____	
				Final: 11.300	11.300	13.600	14.300	10.550	11.900	72.950
				Place: 47	41	11T	13	45	42	39
40	13	Eddie Penev	U.S.O.T.C.	Diff: 5.800	5.200	_____	5.200	5.300	5.300	
				Exec: 8.000	7.900	_____	9.600	6.700	7.250	
				ND: _____	_____	_____	_____	_____	_____	
				Final: 13.800	13.100	_____	14.800	12.000	12.550	66.250
				Place: 6	13	45*	2	39T	33T	40

2019 Winter Cup Prelims

Meet Results







Feb 15, 2019

Page: 5

Printed: 2/15/2019 9:30 PM

Men / SR / All

Session: 2

Rank	Num	Name	Gym							AA
41	15	Kyle King	Univ Nebraska	Diff: 5.200	4.700	0.000	5.200	4.800	4.800	
				Exec: 8.200	7.850	0.000	9.300	7.650	8.250	
				ND: -0.100				-0.300		
				Final: 13.300	12.550	0.000	14.500	12.150	13.050	65.550
				Place: 21T	22T	45*	5*	37T	19T	41
42	50	Sebastian Quiana	Univ Illinois	Diff: 5.500			4.800	5.200	5.300	
				Exec: 8.250			9.050	7.250	8.050	
				ND:						
				Final: 13.750			13.850	12.450	13.350	53.400
				Place: 7*	47*	45*	23T	32	15T	42
43	29	Donnell Whittenburg	U.S.O.T.C.	Diff: 5.200	0.000	0.000	5.200	6.000	5.500	
				Exec: 7.800	0.000	0.000	8.450	7.550	7.500	
				ND:			-0.300			
				Final: 13.000	0.000	0.000	13.350	13.550	13.000	52.900
				Place: 29	47*	45*	39T	8	21T	43
44	65	Evan Kriley	Univ Nebraska	Diff: 0.000	4.900	4.300	0.000	4.600	4.600	
				Exec: 0.000	8.450	8.550	0.000	8.000	8.350	
				ND:						
				Final: 0.000	13.350	12.850	0.000	12.600	12.950	51.750
				Place: 48*	8	32T	48*	29T	25T	44
45	53	Alexander Frack	Penn State	Diff: .	5.300	4.400		4.700	4.900	
				Exec: .	7.000	8.250		7.700	7.800	
				ND:						
				Final: .	12.300	12.650		12.400	12.700	50.050
				Place: 48*	28T	38	48*	33T	29	45
46	24	Seth Delbridge	Ohio State	Diff: 4.700	0.000	0.000	4.400	4.700	4.800	
				Exec: 7.350	0.000	0.000	9.250	7.500	7.200	
				ND:						
				Final: 12.050	0.000	0.000	13.650	12.200	12.000	49.900
				Place: 42T	47*	45*	32	36	41	46
47	23	Will Jeffreys	Ohio State	Diff: 5.300		4.900	4.400		4.500	
				Exec: 7.500		6.750	9.000		6.200	
				ND:						
				Final: 12.800		11.650	13.400		10.700	48.550
				Place: 36	47*	44	37T	47*	47	47
48	17	Tyler Schaal	Universal Gym	Diff: 4.600	4.600	6.000	5.200	0.000	0.000	
				Exec: 6.850	4.400	7.150	8.400	0.000	0.000	
				ND:						
				Final: 11.450	9.000	13.150	13.600	0.000	0.000	47.200
				Place: 46	45	25	33T	47*	48*	48
49	30	Alex Diab	Univ Illinois	Diff: 5.600		5.700	5.200		0.000	
				Exec: 7.850		8.850	8.950		0.000	
				ND: -0.100						
				Final: 13.350		14.550	14.150		0.000	42.050
				Place: 20	47*	2	16T	47*	48*	49
50	5	Steve Nedoroscik	Penn State	Diff: .	6.100					
				Exec: .	9.050					
				ND:						
				Final: .	15.150					15.150
				Place: 48*	1	45*	48*	47*	48*	50

2019 Winter Cup Prelims







Meet Results

Feb 15, 2019

Page: 6
Printed: 2/15/2019 9:30 PM

Men / SR / All

Session: 2

Rank	Num	Name	Gym							AA
51	19	Ellis Mannon	Univ Minnesota	Diff: . . .	5.600	0.000	. . .	
				Exec: . . .	7.300	0.000	. . .	
				ND:	
				Final: . . .	12.900	0.000	. . .	12.900
				Place: 48*	16T	45*	48*	47*	48*	51