



IOWA FOOTBALL

IOWA HAWKEYES

2-0, 1-0

8/31	Miami, Ohio	W, 38-14
9/7	Rutgers*	W, 30-0
9/14	at Iowa State	3 p.m./FS1
9/28	Middle Tennessee State (FW)	TBD
10/5	at Michigan*	11 a.m./TBD
10/12	Penn State*	TBD
10/19	Purdue (HC)*	11 a.m./TBD
10/26	at Northwestern*	11 a.m.
11/9	at Wisconsin*	TBD
11/16	Minnesota*	TBD
11/23	Illinois*	TBD
11/29	at Nebraska*	1:30 p.m./BTN

* -- Big Ten Conference Game

IOWA STATE CYCLONES

1-0, 0-0

8/31	Northern Iowa	W, 29-26 (3OT)
9/14	Iowa	3 p.m./FS1
9/21	UL-Monroe	TBD
9/28	at Baylor*	TBD
10/5	TCU*	TBD
10/12	at West Virginia*	TBD
10/19	at Texas Tech*	TBD
10/26	Oklahoma State*	TBD
11/9	at Oklahoma*	TBD
11/16	Texas*	TBD
11/23	Kansas*	TBD
11/30	Kansas State*	TBD

* -- Big 12 Conference Game

IOWA COACHES GAME DAY LOCATIONS

OFFENSE

Brian Ferentz (field)	Off. Coord./TE's
Ken O'Keefe (field)	Quarterbacks
Derrick Foster (field)	Running Backs
Kelton Copeland (booth)	Wide Receivers
Tim Polasek (field)	Offensive Line
Dylan Chmura (booth)	Grad. Assistant
Keeston Terry (field)	Grad. Assistant

DEFENSE

Phil Parker (field)	Def. Coord./DBs
Kelvin Bell (field)	Defensive Line
Jay Niemann (booth)	Asst. Defensive Line
Seth Wallace (field)	Asst. Def. Coord./LBs
Miles Taylor (field)	Grad. Asst.
Shane Viilo (booth)	Grad. Asst.

SPECIAL TEAMS

LeVar Woods (field)	ST Coordinator
---------------------	----------------

IOWA at IOWA STATE



IOWA HAWKEYES

Record: 2-0, 1-0
AP Ranking: 19
Coaches Ranking: 18
Head Coach: Kirk Ferentz
Alma Mater: Connecticut
Overall Record: 166-122 (24 yrs)
Record at Iowa: 154-101 (21 yrs)



IOWA STATE CYCLONES

Record: 1-0
AP Ranking: RV
Coaches Ranking: RV
Head Coach: Matt Campbell
Alma Mater: Mount Union
Overall Record: 55-34 (8 yrs)
Record at School: 20-19 (4 yrs)

THE SETTING

Date: Saturday, Sept. 14
Location: Ames, Iowa
Stadium: Jack Trice Stadium (61,500)
Surface: Natural Grass
Kickoff: 3 p.m. (CT)
Series: Iowa leads, 44-22
TV: FS1 (Fox Sports app)
Brian Custer, play-by-play
Robert Smith, analyst
Sarah Kustok, sideline reporter
Radio: Hawkeye Radio Network & KRUI Radio
Gary Dolphin, play-by-play
Ed Podolak, color analyst
Rob Brooks, sideline reporter
Live Audio: hawkeyesports.com (Hawkeye All-Access)
Live Stats: hawkeyesports.com
Twitter: @TheIowaHawkeyes / @IowaFBLive
Satellite Radio: Sirius Channel 81; XM Channel 81



1 QB Nate Stanley has 6 touchdown passes and no interceptions in 2019. He has 58 career touchdowns passes, third all-time in program history. He trails Chuck Long (74) and Drew Tate (61) on the all-time list. (page 7)

2 QB Nate Stanley has made 28 consecutive starts at quarterback (19-9). The Hawkeyes have averaged 30.0 points per game the last 28 games. That average ranks fifth in school history, and 10th nationally among active quarterbacks. (page 7)

3 DE A.J. Epenesa leads a defense that ranks second in the B1G in scoring defense (7.0), total defense (185.0), and passing defense (116.5). Epenesa had one sack and four quarterback hurries in Week 2. He led the B1G and ranked ninth in the country with 10.5 sacks in 2018. (page 8)

4 WR Ihmir Smith-Marsette has matched his career high with 4 receptions in each of the first two weeks. He set a career-high with 113 receiving yards in Week 2. Smith-Marsette had three catches for 36 yards in Iowa's 44-41 overtime win at Iowa State in 2017. His five-yard touchdown reception in overtime was the game-winning score. (page 8)

5 DB Michael Ojemudia is tied for the B1G lead with two INTs. The Hawkeyes' three INTs ties for third in the B1G. Iowa led the B1G and tied for second in the country in 2018 with 20 INTs. Over the last three seasons, no school has more INTs than Iowa (44). (page 9)

6 RB Mekhi Sargent leads the team in carries (27) and rushing yards (150), and ranks second in receptions (6) and receiving yards (77). His 227 all-purpose yards leads the team. (page 8)

7 Saturday's game will mark the 67th meeting in the series. Iowa holds a 44-22 advantage and has won four straight in the series. The Hawkeyes have won three straight in Ames. (page 4)


8 Saturday is the first of four trophy games on Iowa's 2019 schedule. Iowa is 13-3 in its last 16 rivalry trophy games (Iowa State, Minnesota, Nebraska, Wisconsin), with all three losses coming to Wisconsin. (page 4)

9 Iowa has won nine straight non-conference games since the 2017 season opener.

10 ESPN's "College GameDay" is following the Hawkeyes to Ames, Iowa this week. Iowa State is hosting GameDay for the first time. Iowa is making its sixth appearance on College GameDay. Iowa is 1-6 on GameDay. It's lone win was a 21-10 victory at No. 4 Penn State on Sept. 26, 2009. (page 4)



QB



4 NATE STANLEY | SR | 6-4 | 243
 Menomonie, Wisconsin (Menomonie)
 • 28 (consecutive) career starts/35 career games played
 • 58 career TDs, 3rd all-time (3 shy of 2nd all-time)
 • Iowa is 19-9, averaging 30.0 ppg in 28 Stanley starts
 • Career-high 333 yards passing in 2017 at Iowa State
 • TD passes in 7 straight games, longest streak of career

RB



10 MEKHI SARGENT | JR | 5-9 | 212
 Key West, Florida (Key West)
 • 6 career starts/15 career games played
 • Leads team in carries (27) and rushing yards (150)
 • Second on the team in receptions (6) and rec. yds (77)
 • Doak Walker Award preseason watch list
 • 2 100+ rushing yards games (Illinois 121, NEB 173)

RB



28 TOREEN YOUNG | JR | 5-11 | 223
 Madison, Wisconsin (Monona Grove)
 • 4 career starts/22 career games played
 • Second on the team in rushing yards (107)
 • 637 rushing yards, second on the team in 2018
 • Career-high 96 yards rushing at IND in 2018
 • First career TD reception at IND (11 yards)

LT




74 TRISTAN WIRFS | JR | 6-5 | 320
 Mount Vernon, Iowa (Mount Vernon)
 • 22 career starts/24 career games played
 • Outland Trophy preseason watch list
 • 2018 Honorable mention All-Big Ten
 • 19 career starts at RT, started 12 games in 2018
 • 1st true freshman in Ferentz era to start at o-tackle

LG



68 LANDAN PAULSEN | SR | 6-5 | 305
 Moville, Iowa (Woodbury Central)
 • 2 career starts/17 career games played
 • 2017 and 2018 Academic All-Big Ten
 • Twin brother Levi is Hawkeye O-lineman
 • 2019 Leadership Group
 • Earned Enterprise Leadership degree in Spring 2019

C



65 TYLER LINDERBAUM | R-FR | 6-3 | 286
 Solon, Iowa (Solon)
 • 2 career starts/4 career games played
 • Started Week 1-2 at center
 • First freshman to start at C since '06 (Raphael Eubanks)
 • Redshirted after appearing in two games in 2018
 • Moved from DL to OL following 2018 regular season

RG



64 KYLER SCHOTT | SO | 6-2 | 290
 Coggan, Iowa (North Linn)
 • 1 career start/3 career games played
 • First career start in Week 2 (RG)
 • Appeared in one game (3 snaps) in 2018
 • Redshirted in 2017 after joining team as a walk-on
 • Criminology, law and justice major

RT



66 LEVI PAULSEN | SR | 6-5 | 305
 Moville, Iowa (Woodbury Central)
 • 5 career start/36 career games played
 • 5 career starts, all wins for Iowa
 • Twin brother Landan is Hawkeye O-lineman
 • Three-time Academic All-Big Ten
 • 2019 Leadership Group

WR




12 BRANDON SMITH | JR | 6-2 | 218
 Lake Cormorant, Mississippi (Lake Cormorant)
 • 19 career starts/24 career games played
 • 5 receptions, 48 yards, 1 TD in 2019
 • 28 receptions, 361 yards, two TDs in 2018
 • 1 of 10 true freshmen to see action in 2017
 • State champion high jumper in Mississippi (6' 6")

WR



6 IHMIR SMITH-MARSETTE | JR | 6-1 | 177
 Newark, New Jersey (Weequahic)
 • 9 career starts/26 career games played
 • Career high 113 receiving yards Week 2
 • Game winning TD reception in OT at Iowa State in 2017
 • Horning Award preseason watch list
 • Preseason first-team All-America by Athlon Sports

WR



89 NICO RAGAINI | R-FR | 6-0 | 192
 East Haven, Conn. (Notre Dame/Avon Old Fams Prep)
 • 1 career start/5 career games played
 • Iowa's primary punt returner (4 returns, 27 yards)
 • Redshirted after appearing in three games in 2018
 • 1 of 12 true freshmen to see action in 2018
 • Enrolled in 2018 spring and participated in spring practice

WR




5 OLIVER MARTIN | SO | 6-1 | 200
 Iowa City, Iowa (West)
 • 0 career starts/2 career games played (at Iowa)
 • First catch as a Hawkeye was a 9-yard TD reception
 • Transferred to Iowa after playing at Michigan in 2018
 • Appeared in 13 games for Michigan in 2018 (11-125-1)
 • 2016 Iowa Gatorade Player of the Year

WR




3 TYRONE TRACY, JR. | R-FR | 5-11 | 200
 Camby, Indiana (Decatur Central)
 • 1 career start/6 career games played
 • First career TD in Week 2 (7 yard reception)
 • 1 reception in 2018 for 22 yards
 • Redshirted in 2018 after seeing action in four games
 • 1 of 12 true freshmen to see action in 2018

TE



42 SHAUN BEYER | JR | 6-5 | 244
 Shellsburg, Iowa (Cedar Rapids Kennedy)
 • 1 career start/17 career games played
 • 3 receptions (30 yards) Week 1, first receptions of his career
 • Missed final five games of 2018 with injury
 • Moved from WR to TE following 2016 regular season
 • Two-time Academic All-Big Ten

TE



39 NATE WIETING | SR | 6-4 | 250
 Rockford, Illinois (Lutheran)
 • 4 career starts/31 career games played
 • 3 career receptions, 68 career receiving yards
 • Mackey Award preseason watch list
 • 3-time Academic All-Big Ten, graduated in Spring 2019
 • Redshirted in 2015 after joining team as a walk-on

K



3 KEITH DUNCAN | JR | 5-10 | 180
 Weddington, North Carolina (Weddington)
 • 15 career games played
 • Career-long 46-yard FG in Week 2
 • 4-4 on FG attempts, 8-8 on PAT attempts
 • 9-11 on FG attempts in 2016
 • Game-winning 33-yd FG as time expired to defeat #3 Mich in '16

DL




94 A.J. EPENESA | JR | 6-6 | 280
Glen Carbon, Illinois (Edwardsville)
 • 2 career starts/28 career games played
 • Preseason All-American by six publications
 • Nagurski, Bednarik, Lott, Hendricks watch lists
 • 10.5 sacks in 2018, most in the Big Ten, 9th in the country
 • Father Epenesa Epenesa played DL at Iowa (1997)

DT



95 CEDRICK LATTIMORE | SR | 6-3 | 295
Redford, Michigan (East English Village)
 • 8 career starts/21 career games played
 • Career-high five tackles Week 1 vs. Miami, Ohio
 • 1 of 10 true freshmen to play in 2016
 • Attended same high school as Chauncey Golston
 • Sports medicine major

DT



91 BRADY REIFF | SR | 6-3 | 277
Parkston, South Dakota (Parkston)
 • 2 career starts/22 career games played
 • Career-high 5 tackles Week 1 vs. Miami, Ohio
 • 2017 and 2018 Academic All-Big Ten
 • Moved from DE to DT following 2016 season
 • Graduated in Spring of 2019

DL




57 CHAUNCEY GOLSTON | JR | 6-5 | 265
Detroit, Michigan (East English Village Prep)
 • 2 career starts/27 career games played
 • 9.0 TFL, 3.5 sacks, three fumble recoveries in 2018
 • Career-high 5 tackles vs. Northwestern in 2018
 • First career interception at 2019 Outback Bowl
 • Attended same high school as Cedrick Lattimore

LB



49 NICK NIEMANN | JR | 6-4 | 235
Sycamore, Illinois (Sycamore)
 • 5 career starts/26 career games played
 • 5 tackles, one QB hurry in 2019
 • Career-high 10 tackles vs. Wisconsin in 2018
 • Son of Hawkeye assistant coach Jay Niemann
 • Brother of former Hawkeye LB Ben Niemann (Chiefs)

LB



34 KRISTIAN WELCH | SR | 6-3 | 239
Iola, Wisconsin (Iola-Scandinavia)
 • 8 career starts/38 career games played
 • Team-high 8 tackles Week 1 and Week 2
 • Sixth on team in tackles in 2018 (49)
 • 2019 Leadership Group
 • 1 of 10 true freshmen to see action in 2016

LB




32 DJIMON COLBERT | SO | 6-1 | 235
Shawnee Mission, Kansas (Bishop Miege)
 • 12 career starts/15 career games played
 • Team-high 8 tackles Week 1
 • First career interception Week 2
 • Moved from DB to LB prior to 2018 spring practice
 • Redshirted in 2017

LB SC



12 D.J. JOHNSON | R-FR | 5-10 | 183
Indianapolis, Indiana (North Central)
 • 1 career starts/5 career games played
 • First career start Week 1
 • Redshirted after appearing in three games in 2018
 • 1 of 12 true freshmen to see action in 2018
 • One of three players from Indianapolis on Iowa roster

DB



8 MATT HANKINS | JR | 6-0 | 185
Lewisville, Texas (Marcus)
 • 12 career starts/22 career games played
 • 4 tackles, 2 breakups in 2019
 • Career-high 9 tackles at 2019 Outback Bowl
 • 1-of-7 true freshmen to start in secondary under Ferentz
 • 1-of-10 true freshmen to play in 2017

SS



9 GENO STONE | JR | 5-10 | 210
New Castle, Pennsylvania (Senior)
 • 11 career starts/28 career games played
 • Honorable mention All-Big Ten
 • 11 consecutive starts (Iowa has 21 INTs in those games)
 • 4 INTs tied for second in BIG in 2018
 • First career pick-six at Penn State in 2018

FS



26 KAEVON MERRIWEATHER | SO | 6-0 | 220
Belleville, Michigan (Belleville)
 • 1 career start/10 career games played
 • Career-high five tackles in Week 1
 • DNP Week 2 (injury)
 • 1 of 12 true freshmen to see action in 2018
 • Sport and Recreation Management Major

RC



11 MICHAEL OJEMUDIA | SR | 6-1 | 200
Farmington Hills, Michigan (Harrison)
 • 12 career starts/35 career games played
 • 2 interceptions, one in each game this season
 • 3 tackles, 2 INT, 2 PBU in 2019
 • 39 tackles, 3 INT, 6 PBU in 2018
 • Mechanical engineering major

FS



28 JACK KOERNER | SO | 6-0 | 204
Des Moines, Iowa (Dowling)
 • 1 career start/14 career games played
 • First career start Week 2
 • Career-high 4 tackles vs. Rutgers Week 2
 • 2018 Academic All-Big Ten
 • Business major

LB SC



35 BARRINGTON WADE | JR | 6-1 | 236
Skokie, Illinois (Niles North)
 • 0 career starts/14 career games played
 • Appeared in 12 games in 2018
 • Did not see action in 2017
 • Four career tackles
 • Enterprise Leadership major

DL



52 AMANI JONES | SR | 5-11 | 242
Chicago, Illinois (Phillips)
 • 1 career start/36 career games played
 • 1 sack (11 yards) in Week 1
 • Career and team-high 9 tackles at MINN in 2018
 • Team Hustle Award, Defense (2017)
 • Criminal justice/sociology major

P



22 MICHAEL SLEEP-DALTON | SR | 6-1 | 212
Geelong, Australia (St. Joseph's College/Arizona St.)
 • Graduate transfer from Arizona State
 • Averages 45.9 yards on seven punts
 • Can punt with either right or left foot
 • Career long 72-yard punt in 2018 for ASU
 • Ray Guy Award watch list in 2017 and 2018



The Cy-Hawk Series is in its 16th season in 2019-20, being sponsored for the ninth time by Iowa Corn.

Iowa won last year's Cy-Hawks Series 15-10 to even the all-time series to 7-7-1.

Iowa captured the inaugural Cy-Hawk Series in 2004-05 (13-8), and won again in 2006-07 (13-8), 2008-09 (21-4), 2010-11 (15-11), 2012-13 (17-9), 2016-17 (20-7), and 2018-19 (15-10).

Iowa State won the competition in 2005-06 (13-8), 2007-08 (18-9), 2009-10 (16-11), 2011-12 (17-11), 2013-14 (14-11), 2014-15 (15-11), and in 2017-18 (14-13).

The series awards two points (except football, which is worth three) to the winning school in each head-to-head match-up between the two institutions. Additionally, one point is awarded to an institution if the graduation rate of its student-athletes is greater than the national average as reported each fall by the NCAA.

A commemorative Cy-Hawk Series Cup, which stands 31 inches tall and weighs 19 pounds, is displayed on the winning team's campus for an entire year after a victory. Replica cups are also presented as "traveling trophies" for individual victorious teams in the head-to-head competition.

This season's Iowa Corn Cy-Hawk Series schedule is listed below.

Date	Event	Site/Result
8/29	Soccer	Iowa (W, 2-1)
9/14	Football	Ames
9/21	Volleyball	Iowa City
11/15	Men's Cross Country	Stillwater, Okla.
11/15	Women's Cross Country	Stillwater, Okla.
11/24	Wrestling	Ames
12/11	Women's Basketball	Ames
12/12	Men's Basketball	Ames
12/13	Swimming and Diving	Ames
2/28	Tennis	Ames
3/6	Gymnastics	Ames
4/15	Softball	Ames

HAWKEYES ON ESPN "COLLEGE GAMEDAY"

ESPN's College GameDay is following No. 19/18 Iowa to Ames, Iowa, for the Iowa Corn Cy-Hawk Series. Iowa is 1-6 all-time on ESPN's "College GameDay."

Date	Location	Opponent	Result
Jan. 1, 2016	Rose Bowl	#5 Stanford	L, 16-45
Dec. 5, 2015	B1G Championship	#5 Michigan State	L, 13-16
Sept. 26, 2009	University Park, Pa.	#4 Penn State	W, 21-0
Sept. 30, 2006	Iowa City, Iowa	#1 Ohio State	L, 17-38
Oct. 4, 1997	Columbus, Ohio	#7 Ohio State	L, 7-23
Oct. 26, 1996	Iowa City, Iowa	#2 Ohio State	L, 26-38
Nov. 11, 1995	Evanston, Ill.	#5 Northwestern	L, 20-31

HAWKEYE HISTORY

Iowa has played 1,248 games since beginning football in 1889. Iowa's overall record is 652-557-39 (.537). That includes a 407-221-16 (.643) record in home games, a 245-336-23 (.425) record in games away from Iowa City, a 330-378-25 (.465) mark in Big Ten games and a 291-186-15 (.607) record in Kinnick Stadium.

When Iowa hosts Minnesota on Nov. 16, it will mark the 130th anniversary of Iowa football. The Hawkeyes played their first football game on Nov. 16, 1889, against Grinnell.

IOWA CORN CY-HAWK TROPHY

Iowa Corn is the sponsor of the Cy-Hawk Series and the annual football game between the two schools.

Iowa and Iowa State played for the Cy-Hawk Trophy from the time the series resumed in 1977, with the Hawkeyes holding a 28-14 advantage in those games. That original Cy-Hawk Trophy was donated to the series by the Des Moines Athletic Club. The Cy-Hawk Trophy has resided in Iowa City since 2015. The Hawkeyes have won four straight meetings, including a 13-3 win in Iowa City in 2019.

Saturday's game is the second event in the 16th annual Iowa Corn Cy-Hawk series. Iowa leads the series, 2-0, by virtue of a 2-1 win in women's soccer on Aug. 29.

IOWA VS. THE BIG 12

Iowa holds an all-time record of 59-34 (.634) against current members of the Big 12 Conference, having met all but Baylor and West Virginia at least once. Iowa State is the only Big 12 opponent on the Hawkeye schedule this season.

TROPHY COLLECTION

Saturday is the first of four trophy games on Iowa's 2019 schedule. Iowa is 13-3 in its last 16 rivalry trophy games (Iowa State, Minnesota, Nebraska, Wisconsin), with all three losses coming to Wisconsin. Iowa has also won its last two bowl games, claiming trophies at the 2017 Pinstripe Bowl and 2019 Outback Bowl. The Hawkeyes have won nine straight non-conference games.

Trophy	Opponent	Date
Cy-Hawk	at Iowa State	Sept. 14
Heartland	at Wisconsin	Nov. 9
Floyd of Rosedale	Minnesota	Nov. 16
Heroes	at Nebraska	Nov. 29

WIN, GRADUATE, DO IT RIGHT

Ten Hawkeyes wear a decal on their helmets indicating they have received their undergraduate degrees from the University of Iowa. The graduates include Drew Cook, John Milani, Landan Paulsen, Levi Paulsen, Colton Rastetter, Brady Reiff, Brady Ross, Ryan Schmidt, Jackson Subbert, and Nate Wieting.



HEAD COACH KIRK FERENTZ

Kirk Ferentz (pronounced FAIR-rintz, rhymes with parents) is in his 21st season as head coach at Iowa. He is the dean of NCAA Division I football coaches and is Iowa's all-time winningest coach, surpassing Hayden Fry earlier this year. His contract runs through the 2025 season.



- Named Big Ten Coach of the Year for the fourth time in his career (2002, 2004, 2009, 2015). Only Michigan's Bo Schembechler (6) has more conference coach of the year awards.
- Guided Iowa to Big Ten titles in 2002 and 2004, and the Big Ten West Division title in 2015.
- Named Woody Hayes, Eddie Robinson, and Bobby Dodd Coach of the Year in 2015. Was a finalist for the Maxwell Football Club, Paul "Bear" Bryant Coach of the Year award.
- Ferentz is fifth all-time with 153 overall wins as a member of the Big Ten Conference. He has 91 Big Ten wins, which ranks sixth all-time.
- Named the 2002 Associated Press and Walter Camp National Coach of the Year and AFCA Regional Coach of the Year.
- Iowa has made two BCS bowl appearances, including a 24-14 win in the 2010 FedEx Orange Bowl, and one CFP Bowl (2016).
- Iowa has played in 11 January bowl games with five January bowl victories (2004 Outback Bowl, 2005 Capital One Bowl, 2009 Outback Bowl, 2010 FedEx Orange Bowl, 2019 Outback Bowl).
- Iowa has posted a 145-80 (.644) overall mark and an 88-58 (.603) Big Ten record since 2001. Ferentz has placed in the top one-half of the conference 13 times, including Big Ten titles in 2002 and 2004, a second-place finish in 2009, and a West Division title in 2015.
- At Iowa, Ferentz holds an overall record of 154-101 (.604) and an 92-72 (.561) mark in Big Ten games. He is Iowa's all-time winningest football coach with 154 wins. In 22 seasons as a college head coach, he holds a career mark of 166-122 (.576).
- The only Division I head coach to coach three sons at the same college. Brian, an assistant coach since 2012 and Iowa's offensive coordinator, was a Hawkeye letterman from 2003-05. James was a three-year starter on the Hawkeye offensive line before graduating in May, 2013. Steven was a senior offensive lineman in 2016.

FERENTZ COACHING RECORD AT IOWA (21 YEARS)

YEAR	OVERALL	(PCT)	BIG TEN	(PCT)	BOWL
2019	2-0	1.000	1-0	1.000	---
2018	9-4	.692	5-4	.556	Outback
2017	8-5	.615	4-5	.444	Pinstripe
2016	8-5	.615	6-3	.667	Outback
2015	12-2	.857	8-0	1.000	Rose
2014	7-6	.538	4-4	.500	TaxSlayer
2013	8-5	.615	5-3	.625	Outback
2012	4-8	.333	2-6	.250	---
2011	7-6	.538	4-4	.500	Insight
2010	8-5	.615	4-4	.500	Insight
2009	11-2	.846	6-2	.750	Orange
2008	9-4	.692	5-3	.625	Outback
2007	6-6	.500	4-4	.500	---
2006	6-7	.462	2-6	.250	Alamo
2005	7-5	.583	5-3	.625	Outback
2004	10-2	.833	7-1	.875	Capital One
2003	10-3	.769	5-3	.625	Outback
2002	11-2	.846	8-0	1.000	Orange
2001	7-5	.583	4-4	.500	Alamo
2000	3-9	.250	3-5	.375	---
1999	1-10	.091	0-8	.000	---
Overall	154-101	.604	92-72	.561	

FERENTZ MOVES UP BIG TEN CHARTS

Head coach Kirk Ferentz's 154 wins in all games coached as a member of the Big Ten Conference rank fifth in league history. He is one of five coaches in Big Ten Conference history to win at least 150 games as a member of the Big Ten Conference. The top five includes Woody Hayes (202), Amos Alonza Stagg (199), Bo Schembechler (194), Joe Paterno (162), and Ferentz (154).

Ferentz has 92 Big Ten wins as Iowa's head coach. The 92 conference wins rank sixth among the conference's all-time winningest coaches in Big Ten games.

Ferentz (154-101) became Iowa's all-time winningest coach on Sept. 1, 2018. The Hawkeyes defeated Northern Illinois, 33-7. It was Ferentz's 144th win as Iowa's head coach, one more than his predecessor, Hayden Fry (143-89-6). Fry coached Iowa for 20 years (1979-98). Ferentz is in his 21st season in 2019.

Both Ferentz (154, 92) and Fry (143, 96) rank in the top six in overall wins and Big Ten wins. Only Iowa and Michigan have two coaches ranked in the top 10 of both win categories (Bo Schembechler 194, 143; and Lloyd Carr 122, 81).

Iowa is the only school in the country to have just two head football coaches since 1979.

FERENTZ TOPS IN LONGEVITY

Kirk Ferentz is in his 21st season as Iowa's head football coach. He is the longest tenured active head coach in college football. Ferentz was named Iowa head coach on Dec. 2, 1998. Gary Patterson of TCU is No. 2 in coaching tenure. Patterson's first year with the Horned Frogs was 2001. Among Big Ten coaches, only Pat Fitzgerald (2006) and Mark Dantonio (2007) have been at their current schools for 10 seasons or more. Iowa is the only school to have just two head football coaches since 1979.

Defensive coordinator Phil Parker and strength and conditioning coach Chris Doyle are also in their 21st seasons on Iowa's staff. Quarterbacks coach Ken O'Keefe was on Ferentz's original coaching staff before he left for the NFL following the 2011 season. He returned to Iowa in 2017 to coach Iowa's quarterbacks.

Ferentz is the only Division I coach to coach three sons. Brian Ferentz, a former Hawkeye letterman and captain (2003-05), enters his eighth season on Iowa's coaching staff. James Ferentz was a three-year starter on the Hawkeye offensive line and a team captain before graduating in 2013. Steven was an offensive lineman and letterwinner in 2015 and 2016.



CAREER PASSING TOUCHDOWNS

	Name	Career	Years	Single-Season
1.	Chuck Long	74	1981-85	27-1985
2.	Drew Tate	61	2003-06	22-2005
3.	Nate Stanley	58	2016-pr.	26-2017
4.	Ricky Stanzi	56	2007-10	25-2010
5.	Matt Sherman	43	1994-97	14-1995

BIG TEN CAREER PASSING TDs

	Name	TDs	Years
1.	J.T. Barrett, OSU	104	2014-17
2.	Drew Brees, PUR	90	1997-00
3.	Chad Henne, MICH	87	2004-07
4.	Chuck Long, IOWA	74	1981-85
5.	Gary Nova, RU	73	2011-14
6.	John Navarre, MICH	72	2000-03
	Adam Weber, MINN	72	2007-10
8.	Mark Herrmann, PUR	71	1977-80
	Elvis Grbac, MICH	71	1989-92
	Connor Cook, MSU	71	2012-15
	Nate Stanley, IOWA	58	2017-Present

IOWA CAREER PASSING YARDS

	Name	Yards	Years
1.	Chuck Long	10,461	1981-85
2.	Drew Tate	8,292	2003-06
3.	Ricky Stanzi	7,377	2007-10
4.	Chuck Hartlieb	6,934	1986-88
5.	Matt Rodgers	6,725	1988-91
6.	Matt Sherman	6,399	1994-97
7.	Nate Stanley	5,839	2016-pr.
8.	James Vandenberg	5,786	2009-12
9.	C.J. Beathard	5,562	2013-16
10.	Jake Rudock	4,819	2012-14

CAREER TOTAL OFFENSE

	Name	Rush	Pass	Yards
1.	Chuck Long	(-207)	10,461	10,254
2.	Drew Tate	135	8,292	8,427
3.	Ricky Stanzi	(-4)	7,377	7,373
4.	Matt Rodgers	130	6,725	6,855
5.	Chuck Hartlieb	(-364)	6,934	6,570
6.	C.J. Beathard	429	5,562	5,991
7.	Matt Sherman	(-451)	6,399	5,948
8.	James Vandenberg	67	5,786	5,853
9.	Nate Stanley	(-82)	5,839	5,757
10.	Jake Rudock	394	4,819	5,213

THE SERIES

Saturday's game will mark the 67th meeting in the series. Iowa holds a 44-22 advantage in the series that began with a 16-8 ISU win in 1894. Iowa has won four straight in the series. The last time Iowa won five straight in the series was when it won 15 in a row from 1983-97. The Hawkeyes have won three straight and are 19-8 all-time in games played in Ames.

The teams did not meet between 1935 and 1976. Iowa holds a 28-14 advantage since the series resumed in 1977. Here are the results:

*10/01/1894	L	8-16	*9/13/86	W	43-7
*10/26/1895	L	0-24	9/19/87	W	48-9
*10/05/1897	L	0-6	*9/24/88	W	10-3
*10/28/1899	W	5-0	9/23/89	W	31-21
*10/18/1901	W	12-0	*9/22/90	W	45-35
*11/01/02	W	12-6	9/14/91	W	29-10
*10/29/04	W	10-6	*9/12/92	W	21-7
11/24/05	W	8-0	9/11/93	W	31-28
*11/23/06	L	0-2	*9/10/94	W	37-9
11/24/07	L	14-20	9/16/95	W	27-10
*11/13/09	W	16-0	*9/14/96	W	38-13
11/05/10	W	2-0	9/20/97	W	63-20
*11/18/11	L	0-9	*9/12/98	L	9-27
11/16/12	W	20-7	9/11/99	L	10-17
*11/15/13	W	45-7	*9/16/00	L	14-24
11/14/14	W	26-6	11/24/01	L	14-17
*11/13/15	L	0-16	*9/14/02	L	31-36
11/18/16	W	19-16	9/13/03	W	40-21
*11/24/17	W	6-3	*9/11/04	W	17-10
*11/09/18	W	21-10	9/10/05	L	3-23
*11/22/19	W	10-0	*9/16/06	W	27-17
11/20/20	W	14-10	9/15/07	L	13-15
*11/04/33	W	27-7	*9/13/08	W	17-5
10/20/34	L	6-31	9/12/09	W	35-3
*9/17/77	W	12-10	*9/11/10	W	35-7
*9/23/78	L	0-31	9/10/11	L	41-44 (3OT)
*9/29/79	W	30-14	*9/8/12	L	6-9
*9/27/80	L	7-10	9/14/13	W	27-21
9/19/81	L	12-23	*9/13/14	L	17-20
*9/18/82	L	7-19	9/12/15	W	31-17
9/10/83	W	51-10	*9/10/16	W	42-3
*9/08/84	W	59-21	9/9/17	W	44-41 (OT)
9/28/85	W	57-3	*9/8/18	W	13-3

* - - at Iowa City



ACTIVE FBS QBs' TEAM PPG
(minimum 15 career starts)

Name	Starts	PPG
1. Tua Tagovailoa, Alabama	17	46.4
2. Jordan Love, Utah State	20	41.8
3. McKenzie Milton, UCF	33	40.6
4. Justin Herbert, Oregon	30	39.0
5. Nathan Rourke, Ohio	26	38.5
6. Jake Fromm, Georgia	30	37.4
7. Jon Wassink, Western Michigan	19	35.3
8. Mason Fine, North Texas	38	32.7
9. Ben Hicks, Arkansas	36	30.6
10. Nate Stanley, Iowa	28	30.0
11. Feleipe Franks, Florida	23	29.4
12. K.J. Costello, Stanford	21	28.1

IOWA STARTING QBs
POINTS PER GAME

Name	Starts	PPG
1. Mark Vlasic (1986)	8	37.3
2. Brad Banks (2001-02)	14	36.6
3. Matt Sherman (1994-97)	33	32.2
4. Chuck Long (1981-85)	44	30.7
5. Nate Stanley (2017-present)	28	30.0
6. Nathan Chandler (2003)	13	28.7
7. Gordy Bohannon (1979, 1981)	10	28.3
8. Ricky Stanzi (2007-10)	35	27.7
9. Matt Rodgers (1989-91)	35	27.6
10. Jake Rudock (2013-14)	24	27.5

BIG TEN CAREER KICKOFF RETURN
AVERAGE (Minimum 40)

Name (KOR-Yards)	Avg.	Years
1. Stan Brown, PUR (49-1,412)	28.8	1968-70
2. Desmond Howard, MICH (45-1,211)	26.9	1989-91
3. Jordan Hall, OSU (49-1,308)	26.7	2010-13
4. Anthony Carter, MICH (63-1,606)	26.3	1979-82
5. Curtis Duncan, NU (50-1,308)	26.2	1983-86
6. Ameer Abdullah, NEB (61-1,592)	26.1	2011-14
7. Kahlil Hill, IOWA (58-1,509)	26.0	1998-01
8. Raheem Mostert, PUR (88-2,289)	26.0	2011-14
9. Desmond King, IOWA (56-1,458)	26.0	2013-17
10. William Likely, MD (87-2,233)	25.7	2013-16
Ihmir Smith-Marssette, IOWA (29-860)	29.7	2018-Pr.

IOWA IN OVERTIME

Iowa holds a 7-5 record in overtime games. Iowa won its first overtime contest, defeating Penn State 26-23 on Nov. 4, 2000, in State College, Pa. The Hawkeyes are 3-4 in single overtime, 3-0 in double overtime and 1-1 in triple overtime. Iowa is 2-2 in overtime in Kinnick Stadium and 5-3 in overtime road games. Following are Iowa's overtime games:

Date	Result	OT's	Opponent
11/4/00	W, 26-23	Double	at Penn State
9/28/02	W, 42-35	Single	at Penn State
10/22/05	L, 23-20	Single	vs. Michigan
9/09/06	W, 20-13	Triple	at Syracuse
10/27/07	W, 34-27	Double	vs. Michigan St.
11/14/09	L, 27-24	Single	at Ohio State
9/10/11	L, 44-41	Triple	at Iowa State
10/13/12	W, 19-16	Double	at Michigan St.
10/26/13	W, 17-10	Single	vs. Northwestern
11/28/14	L, 37-34	Single	vs. Nebraska
9/9/17	W, 44-41	Single	at Iowa State
10/21/17	L, 17-10	Single	at Northwestern

STANLEY CLIMBS SCHOOL AND CONFERENCE CHARTS

QB Nate Stanley has six touchdown passes and no interceptions through the first two weeks. He completed three touchdown passes in the season opener against Miami, Ohio, and three more in Week 2 against Rutgers. He has 58 career touchdown passes, third all-time in program history. He trails Chuck Long (74) and Drew Tate (61) on the all-time list.

In his only previous game at Iowa State (Sept. 9, 2017), Stanley threw for a career-high 333 yards. He completed 24-of-41 passes, tossing five touchdowns and zero interceptions. His fifth touchdown pass was a game-winning five-yard completion to WR Ihmir Smith-Marssette in overtime.

Stanley has thrown at least one touchdown in seven straight games, the longest streak of his career. He threw three touchdowns in both Week 1 and Week 2 and has 16 career multi-touchdown games. He has 10 career games with at least three passing touchdowns. Only Long has more in program history (11). He has started the last 28 games at quarterback, and the Hawkeyes have averaged 30.0 points per game in those starts. That average ranks fifth in school history, and 10th nationally among active quarterbacks.

Stanley threw 26 touchdown passes in 2018, second most in the Big Ten, one shy of tying Chuck Long (1985) for the most in single season school history, and tied for second most all-time in single season history. Stanley also threw 26 touchdown passes in 2017. Stanley's 52 touchdown passes from 2017-18 are the most ever in school history over a two-year span. Long tossed 49 touchdown passes from 1984 (22) to 1985 (27).

Stanley threw for a career-high 2,852 yards in 2018, the seventh-highest single-season total in school history. He ranks seventh in career passing yards (5,786) and ninth career total offense (5,757).

Stanley is named to six preseason watch lists and listed on the preseason Big Ten third team by Phil Steele.

Nate Stanley Awards Watch

- Walter Camp Player of the Year Preseason Watch List
- Manning Award Preseason Watch List
- Johnny Unitas Golden Arm Award Preseason Watch List
- Maxwell Award Preseason Watch List
- O'Brien Award Preseason Watch List
- CFPA Player of the Year Award Preseason Watch List
- Preseason third-team All-Big Ten by Phil Steele
- Preseason fourth-team All-Big Ten by Athlon Sports

RETURN TO SENDER

WR Ihmir Smith-Marssette has been named to the Paul Hornung Award watch list, an honor bestowed to the most versatile player in college football.

Smith-Marssette has matched his career high with four receptions in each of the first two weeks. He has three touchdowns this season, and set a career-high with 113 receiving yards in Week 2.

Smith Marssette had three catches for 36 yards in Iowa's 44-41 overtime win at Iowa State in 2017. His five-yard touchdown reception in the first overtime was the game-winning score.

Smith-Marssette averages 29.7 yards on 29 career kickoff returns. The Big Ten record of average kickoff return yardage (minimum 40 returns) is 28.8, set by Stan Brown of Purdue (1968-70).

In 2018, Smith-Marssette led the Big Ten and ranked No. 2 in the country, averaging 29.5 yards on 24 kickoff returns. He was named Rodgers-Dwight Return Specialist of the Year in the Big Ten Conference. He had 23 receptions for 361 yards and three touchdowns. His 15.7 yards per catch led the Hawkeyes (minimum 20 receptions).



HAWKEYE FOOTBALL BY THE NUMBERS

154	Ferentz's career win total as Iowa's head coach, becoming Iowa's all-time winningest football coach
100	Ferentz became the 12th coach to win 100 games at a Big Ten school (at MSU, 19-16 2OT, 10/13/12)
66	NFL Draft picks under Kirk Ferentz
62	Calvin Jones' retired number, one of two in school history
44	Hawkeyes who have played in the Super Bowl
32	Bowl games (16-15-1)
29	All-America honors under Ferentz
27	Players have combined to earn Academic All-America honors
25	Consensus All-Americans (10 under Kirk Ferentz)
24	Heisman Trophy winner (1939) Nile Kinnick's retired number
24	Times finished a season ranked
15	CFB Hall of Famers
16	Bowl Wins
16	First or second round NFL draft picks under Kirk Ferentz
12	School record 12 wins in 2015
11	Big Ten Championships
9	Former players recognized on Kinnick Stadium Wall of Honor
9	Players under Ferentz who have won national awards
8	Bowl wins under Kirk Ferentz
5	National Championships (1921, 1922, 1956, 1958, 1960)
5	Five times finished the year ranked in top 10 over the past 13 seasons
4	Kirk Ferentz has been named B1G Coach of the Year
3	Three times won 11 games or more under Kirk Ferentz (2002, 2009, 2015)

ON THE AVERAGE

DOWN	PLAYS	YARDS	AVG.
First Down	66	406	6.1
Second Down	46	366	7.9
Third Down	27	124	4.6
Fourth Down	5	7	1.4

IOWA BY QUARTERS

QUARTER	IOWA	OPPONENTS
First	10	0
Second	20	7
Third	21	0
Fourth	17	7
OT	0	0

POINTS OFF TURNOVERS

	T/O Gained	Pts Scored
Iowa	4	13
Opponents	1	7

POCKET PRESSURE

DE A.J. Epenesa leads a defense that ranks second in the Big Ten in scoring defense (7.0), total defense (185.0), and passing defense (113.5). Epenesa had one sack and four quarterback hurries in Week 2. He led the Big Ten and ranked ninth in the country with 10.5 sacks in 2018.

Iowa's defense allowed just five first downs against Rutgers in Week 2. That ties for the fewest allowed in the Kirk Ferentz era (Syracuse, 2007). Rutgers' 125 yards of total offense ranks as the fifth lowest total in the Ferentz era.

Epenesa is named to four preseason All-America first teams, is listed on six preseason watch lists, and is preseason Big Ten Defensive Player of the Year by CollegeFootballNews.com.

Epenesa recorded at least one sack in nine of 13 games last season and was named first-team All-Big Ten by league media, and second-team All-Big Ten by league coaches. He ranked second in the conference and 16th nationally in forced fumbles (4), and ranked fourth in the Big Ten in tackles for loss. He totaled 37 tackles, four pass breakups, eight QB pressures, and a blocked punt in 2018. He recovered his own forced fumble and returned it 19 yards for a touchdown at Illinois.

The Hawkeyes ranked third in the Big Ten last season with 35 sacks, the second highest single-season total in the Ferentz era (2002, 40).

A.J. Epenesa Awards Watch

- Nagurski Trophy Preseason Watch List
- Big Ten Conference Preseason Watch List
- Bednarik Award Preseason Watch List
- Lott IMPACT Trophy Watch List
- Polynesian Player of the Year Preseason Watch List
- Hendricks Award Preseason Watch List
- Preseason Big Ten Defensive Player of the Year by CollegeFootballNews.com
- Preseason first team All-America by Associated Press
- Preseason first-team All-America by Sports Illustrated
- Preseason first-team All-America by CollegeFootballNews.com
- Preseason first-team All-America by Athlon Sports
- Preseason second-team All-America by Phil Steele
- Preseason first-team All-Big Ten by CollegeFootballNews.com
- Preseason first-team All-Big Ten by Phil Steele
- Preseason first-team All-Big Ten by Athlon Sports

SARGENT LEADS RUNNING BACK BY COMMITTEE

RB Mekhi Sargent leads the team in carries (27) and rushing yards (150), and ranks second in receptions (6) and receiving yards (77). His 227 all-purpose yards leads the team. He has started the last six games and is named on the Doak Walker Award Preseason Watch List.

Three Hawkeyes – Sargent (59), RB Toren Young (59), RB Tyler Goodson (53) – had more than 50 yards rushing in Week 2. Iowa averages 203.5 rushing yards per game, fifth in the Big Ten.

Juniors Ivory Kelly-Martin, Sargent, and Young shared the workload in 2018. The trio combined for 392 carries, 1,723 rushing yards and 16 rushing touchdowns (nine by Sargent, five by Young, and two by Kelly-Martin). Sargent had 40.6 percent of the carries (159-745), Young had 34.7 percent of the attempts (136-637), and Kelly-Martin has 24.7 percent of the carries (97-341).

Sargent rushed for 100-plus yards in each of the last two regular season games in 2018. He rushed for a career-high 173 yards on a career-high 26 carries against Nebraska in Week 12. He added a rushing score (15) and touchdown reception (5). In Iowa's 63-0 win at Illinois in Week 11, Sargent rushed for a then career-high 121 yards, becoming Iowa's first 100-yard back since RB Akrum Wadley in Week 12 of 2017. Sargent had a pair of touchdowns against the Illini. He led the team with 10 total touchdowns.



NATIONAL RANKINGS

AP Poll		Amway Coaches Poll	
Preseason		Preseason	
1. Clemson	1. Clemson		
2. Alabama	2. Alabama		
3. Georgia	3. Georgia		
4. LSU	4. Oklahoma		
5. Oklahoma	5. LSU		
6. Ohio State	6. Ohio State		
7. Notre Dame	7. Notre Dame		
8. Auburn	8. Florida		
9. Florida	9. Auburn		
10. Michigan	10. Michigan		
11. Utah	11. Penn State		
12. Texas	12. Utah		
13. Penn State	13. Texas		
14. Wisconsin	14. Wisconsin		
15. Oregon	15. Texas A&M		
16. Texas A&M	16. UCF		
17. UCF	17. Oregon		
18. Michigan State	18. Iowa		
19. Iowa	19. Michigan State		
20. Washington St.	20. Washington State		
21. Maryland	21. Washington		
22. Boise State	22. Boise State		
23. Washington	23. Mississippi State		
24. USC	24. USC		
25. Virginia	25. Maryland		

HAWKEYES IN THE POLLS

Date	AP	CP	S16	CFP
Pre.	20	19	NR	----
9/3	20	19	NR	----
9/8	19	18	NR	----

AP=Associated Press; CP=Coaches;
S16=Super 16; CFP=College Football Poll

2019 BIG TEN STANDINGS

WEST DIVISION				
Team	Big Ten	Pct.	Overall	Pct.
IOWA	1-0	1.000	2-0	1.000
Illinois	0-0	.000	2-0	1.000
Minnesota	0-0	.000	2-0	1.000
Wisconsin	0-0	.000	2-0	1.000
Nebraska	0-0	.000	1-1	.500
Purdue	0-0	.000	1-1	.500
Northwestern	0-0	.000	0-1	.000
EAST DIVISION				
Team	Big Ten	Pct.	Overall	Pct.
Indiana	0-0	.000	2-0	1.000
Maryland	0-0	.000	2-0	1.000
Michigan	0-0	.000	2-0	1.000
Michigan State	0-0	.000	2-0	1.000
Ohio State	0-0	.000	2-0	1.000
Penn State	0-0	.000	2-0	1.000
Rutgers	0-1	.000	1-1	.500

GRAND THEFT SECONDARY

DB Michael Ojemudia is tied for the Big Ten lead with two interceptions. He has intercepted a pass in each of the first two weeks. LB Djimon Colbert recorded the first interception of his career in Week 2.

The Hawkeyes' three interceptions ties for third in the Big Ten. Iowa led the Big Ten and tied for second in the country in 2018 with 20 interceptions. Over the last three seasons, no school has more interceptions than Iowa. The Hawkeyes have 44 interceptions since 2017. Boston College is second with 41.

SS Geno Stone tied for the team lead with four interceptions last season (Amani Hooker and Jake Gervase are now in the NFL). Three of Stone's four thefts were in the fourth quarter. He intercepted Trace McSorley on the Penn State 24-yard line and returned it for a touchdown in Week 8. He intercepted Minnesota inside the 5-yard line on Minnesota's final play of the game, and had a fourth quarter interception against Indiana in the end zone. He started at strong safety Weeks 5-13, his first career starts.

Entering this season, Iowa has at least one interception return for a touchdown in each of the last 11 seasons, and 16 of the last 18 seasons.

IN THE RANKINGS

The Hawkeyes and Cyclones have never met as ranked opponents in the AP poll. The only time Iowa State has entered the game ranked was 1978. The Cyclones were ranked 20th. The Hawkeyes were unranked. Iowa State won the game 31-0 in Iowa City.

Iowa is ranked No. 18 in the coaches poll and No. 19 in the AP preseason poll. Iowa has three opponents ranked in the AP top 25 (#10 Michigan, #11 Penn State, #14 Wisconsin).

Iowa was 1-2 in 2018 against teams ranked in the AP Top 25. The Hawkeyes fell to No. 18 Wisconsin, 27-17, on Sept. 22, lost, 30-24, on Oct. 27 at No. 17 Penn State, and defeated No. 18 Mississippi State, 27-22, on Jan. 1 at the 2019 Outback Bowl.

These are Iowa's most recent wins versus nationally-ranked opponents:

- Home: 55-24 over #3 Ohio State, 11/4/17
40-10 over #15 Nebraska, 11/25/16
14-13 over #2 Michigan, 11/12/16
- Road: 40-10 over #20 Northwestern, 10/17/15
10-6 over #18 Wisconsin, 10/3/15
38-28 over #24 Michigan, 10/16/10
- Neutral: 27-22 over #18 Mississippi State, Outback Bowl, 1/1/19
27-24 over #12 Missouri, Insight Bowl, 12/28/10
24-14 over #9 Georgia Tech, Orange Bowl, 1/5/10

CAREER 300/100-YARD PERFORMANCES | 2019 HAWKEYES

QB NATE STANLEY (4)						
DATE	OPPONENT	COMP-ATT	YDS	TD-INT	LONG	
9/9/17	at Iowa State	27-41	333	5-0	46	
9/15/18	vs. Northern Iowa	23-28	309	2-1	48	
10/6/18	at Minnesota	23-39	314	4-1	60	
10/13/18	at Indiana	21-32	320	6-1	58	
RB MEKHI SARGENT (2)						
DATE	OPPONENT	ATT	YDS	TDs	LONG	
11/17/18	at Illinois	17	121	2	29	
11/23/18	vs. Nebraska	26	173	1	32	
WR IHMIR SMITH-MARSETTE (1)						
DATE	OPPONENT	REC	YDS	TDs	LONG	
9/7/19	vs. Rutgers	4	113	2	58	



2019 IOWA STATISTICS

INDIVIDUAL	CATEGORY	STATS	BIG TEN	NCAA
Field Goal Percentage	Keith Duncan	1.000	1	1
Interceptions Per Game	Michael Ojemudia	1.0	1	3
Passes Defended	Michael Ojemudia	2	1	5
Receiving TDs	Ihmir Smith-Marsette	3	1	8
Total Interceptions	Michael Ojemudia	2	1	3
Field Goals Per Game	Keith Duncan	2.0	2	17
Fumbles Recovered	Noah Shannon	1	2	4
Forced Fumbles	Noah Shannon	0.5	4	20
Interceptions Per Game	Djimon Colbert	0.5	4	24
Passing TDs	Nathan Stanley	6	4	12
Total Interceptions	Djimon Colbert	1	4	21
Total Touchdowns	Ihmir Smith-Marsette	3	4	21
Passes Defended	Djimon Colbert	1.5	5	24
Passing Efficiency	Nathan Stanley	168.6	5	31
Rush Yards Per Carry	Mekhi Sargent	5.56	5	50
Points Responsible For	Nathan Stanley	36	6	22
Receiving Yards	Ihmir Smith-Marsette	148	6	62
Receiving Yards Per Game	Ihmir Smith-Marsette	74.0	6	70
Scoring	Keith Duncan	10.0	6	46
Total Points Scored	Keith Duncan	20	6	33
Completion Percentage	Nathan Stanley	63.8	7	60
Completions Per Game	Nathan Stanley	18.5	7	60
Passing Yards	Nathan Stanley	488	7	48
Passing Yards Per Game	Nathan Stanley	244.0	7	50
Passing Yards per Completion	Nathan Stanley	13.2	8	38
Rushing Yards	Mekhi Sargent	150	8	71
Rushing Yards Per Game	Mekhi Sargent	75.0	8	77
Scoring	Ihmir Smith-Marsette	9.0	8	58
Total Points Scored	Ihmir Smith-Marsette	18	8	44
Punt Returns	Nico Ragaini	6.8	9	44
Total Offense	Nathan Stanley	258.5	9	51
Yards per Pass Attempt	Nathan Stanley	8.4	9	43
Total Tackles	Kristian Welch	8	10	86
All Purpose	Mekhi Sargent	113.5	11	74

TEAM	STAT	BIG TEN	NCAA
Passes Had Intercepted	0	1	1
Red Zone Offense	1.000	1	1
Turnovers Lost	1	1	7
3rd Down Conversion Pct Defense	23.1	2	11
First Downs Defense	16	2	6
Passes Intercepted	3	2	9
Passing Yards Allowed	113.5	2	8
Scoring Defense	7.0	2	5
Tackles for Loss Allowed	3.5	2	14
Team Passing Efficiency Defense	86.17	2	7
Time of Possession	36:47	2	4
Total Defense	185.0	2	4
Turnover Margin	1.5	2	12
Fewest Penalties Per Game	4.5	3	23
Fewest Penalty Yards Per Game	34.5	3	18
Fumbles Lost	1	3	24
Kickoff Return Defense	16.67	3	39
Fewest Penalties	9	4	26
Fewest Penalty Yards	69	4	21
Net Punting	44.4	4	18
Rushing Offense	203.5	5	43
Sacks Allowed	1	5	27
Turnovers Gained	4	5	26
First Downs Offense	49	6	37
Rushing Defense	71.5	6	17
4th Down Conversion Pct	60.0	7	48
Fumbles Recovered	1	7	60
Passing Offense	248.0	7	56
Total Offense	451.5	7	52
Passing Yards per Completion	12.4	8	52
Punt Return Defense	5.0	8	61
Punt Returns	6.8	8	67
Completion Percentage	62.5	9	72
Red Zone Defense	1.000	9	90
Scoring Offense	34.0	9	55
Team Passing Efficiency	158.5	9	44
3rd Down Conversion Pct	40.7	10	66
4th Down Conversion Pct Defense	1	12	114
Kickoff Returns	19	12	72
Team Sacks	1	13	108
Team Tackles for Loss	2	13	12

BIG TEN PERFECTION

University of Iowa head coach Kirk Ferentz has twice navigated the Big Ten regular season schedule with an undefeated record. The Hawkeyes were 8-0 in 2002 and shared the Big Ten championship with Ohio State. The Hawkeyes were 8-0 in 2015, winning the Big Ten West Division title.

Since 1954, when the conference schedule expanded to seven games, only six Big Ten coaches, including Ferentz, have multiple undefeated Big Ten seasons.

Coach (School)	Record	Year
Duffy Daugherty (MSU)	7-0	1965
Duffy Daugherty (MSU)	7-0	1966
Kirk Ferentz (Iowa)	8-0	2002
Kirk Ferentz (Iowa)	8-0	2015
Woody Hayes (OSU)	7-0	1954
Woody Hayes (OSU)	7-0	1957
Woody Hayes (OSU)	7-0	1968
Woody Hayes (OSU)	7-0	1970
Woody Hayes (OSU)	8-0	1975
Urban Meyer (OSU)	8-0	2012
Urban Meyer (OSU)	8-0	2013
Urban Meyer (OSU)	8-0	2014
Bo Schembechler (Michigan)	8-0	1971
Bo Schembechler (Michigan)	8-0	1980
Bo Schembechler (Michigan)	8-0	1989
Jim Tressel (OSU)	8-0	2002
Jim Tressel (OSU)	8-0	2006

IOWA LEADERSHIP GROUP

The University of Iowa football program includes 19 student-athletes – 18 seniors and one junior. The Leadership Group assists in formulating team policies and is involved in team decision-making throughout the year. Players were selected by team vote.

The group consists of seniors Drew Cook, Wes Dvorak, Amani Jones, Cedrick Lattimore, John Milani, Michael Ojemudia, Landan Paulsen, Levi Paulsen, Colten Rastetter, Brady Reiff, Brady Ross, Ryan Schmidt, Nate Stanley, Jackson Subbert, Nate Vejvoda, Kristian Welch, Nate Wieting, and Devonte Young, and junior Toren Young.

HAWK TALK WITH KIRK FERENTZ

Head Coach Kirk Ferentz is featured on "Hawk Talk with Kirk Ferentz" each week during the regular season. The radio call-in show is hosted by Gary Dolphin, the play-by-play voice of the Iowa Hawkeyes. The show airs live each Wednesday at 6:30 p.m. from VUE Rooftop at the Hilton Garden Inn in Iowa City. There is no show during the Hawkeyes' bye weeks (Wednesday, Sept. 18 and Wednesday, Oct. 30).



2019 STATISTICAL COMPARISON

	IOWA	ISU
Scoring Average	34.0	29.0
Scoring Defense	7.0	26.0
Rushing Yards	203.5	185.0
Passing Yards	248.0	278.0
Total Offense	451.5	463.0
Rushing Defense	71.5	34.0
Passing Defense	113.5	228.0
Defense	185.0	262.0
Punt Return Average	6.8	0.0
KO Return Average	19.0	23.0
Turnover Margin	+3	-1

PRONUNCIATION GUIDE

Head Coach Kirk Ferentz	FAIR-ints
Asst. Coach Brian Ferentz	FAIR-ints
Asst. Coach Tim Polasek	PAWL-uh-seck
Lucas Amaya	AH-MAY-ah
Djimon Colbert	JYE-mun
Dallas Craddieth	CRAD-ith
Spencer Daufeldt	DAW-feld
Nick DeJong	dee-YOUNG
Tyler Endres	AUN-drez
A.J. Epenesa	EPP-uh-NESS-uh
Ryan Gersonde	gir-SAUN-day
Jermari Harris	jir-MAR-ee
Alaric Jackson	AH-lair-ick
Dalles Jacobus	DALLAS juh-COE-bus
Yahweh Jeudy	YAW-way JUDY
Connor Kapisak	KAP-uh-sak
Jake Karchinski	kar-CHIN-ski
Jack Koerner	KERN-ir
Tommy Kujawa	KOO-yah-vuh
Keontae Lockett	key-AUN-tae
Henry Marchese	mar-CASE
Taajhir McCall	TAA-zjheer
Daraun McKinney	DAY-ron
Kaevon Merriweather	KAY-vohn
Josiah Miamen	me-AUH-mun
John Milani	muh-LON-ee
Nick Niemann	KNEE-mun
Daviyon Nixon	DAVE-ee-un
Michael Ojemudia	oh-jay-MOO-dee-uh
Alex Padilla	puh-DEE-ah
Turner Pallissard	PAL-is-ard
Spencer Petras	PEE-tris
Monte Pottebaum	POT-uh-bomb
Nico Ragaini	ruh-GAIN-ee
Colten Rastatter	RASS-tet-ir
Brady Reiff	REEF
Mekhi Sargent	MUH-kye
Kyler Schott	SHOT
Austin Schulte	SHUL-tee
Bryce Schulte	SHUL-tee
Quinn Schulte	SHUL-tee
Ihmir Smith-Marsette	AH-meer Smith MAR-set
Austin Spiewak	SPEE-wack
Jackson Subbert	SUE-birt
Nate Vejvoda	vay-VO-duh
Nate Wieting	WHEAT-ing

BIG TEN BOWL GAMES SINCE 2001

Iowa has posted an 8-8 bowl record under head coach Kirk Ferentz, most recently defeating No. 18 Mississippi State, 27-22, at the 2019 Outback Bowl. Since the 2001 season, only Ohio State and Wisconsin have won more bowl games (including the FBS championship game), than Iowa. The Hawkeyes have been bowl eligible 17 times in the last 18 seasons. The following is the record for Big Ten teams in bowl games since 2001:

Team	Record	Pct.	Team	Record	Pct.
Ohio State	10-7	.588	Nebraska	6-8	.429
Wisconsin	9-8	.529	Maryland	5-5	.500
IOWA	8-8	.500	Purdue	4-6	.400
Penn State	7-8	.467	Northwestern	4-7	.364
Rutgers	6-3	.667	Michigan	4-11	.267
Michigan State	6-7	.462	Illinois	2-3	.400
Minnesota	6-7	.462	Indiana	0-3	.000

BACK ON CAMPUS

Four former players are on the University of Iowa football staff in 2019. Brian Ferentz, a three-year letterman from 2003-05, is in his eighth year on staff, his third as offensive coordinator.

LeVar Woods, a three-year letterman from 1998-2000, enters his 12th year on the Iowa staff. Woods was named Special Teams Coordinator in 2017. He coached tight ends from 2015-17 and linebackers from 2012-14. He rejoined the program as an administrative assistant in 2008.

Kelvin Bell joined the Iowa program as a defensive lineman in 2000, but had his career cut short due to injury. He returned to the program as a graduate assistant and served as director of on-campus recruiting from 2012-13. He was named recruiting coordinator and defensive assistant coach in February, 2016, and was named defensive line coach in 2019.

Broderick Binns, a four-year letterman from 2008-11, was named director of player development in April, 2016. Binns previously served as a graduate assistant in 2014 and 2015, working with Hawkeye special teams.

TRUE FRESHMEN STARTERS SINCE 1999

Since 1999, Kirk Ferentz's first year as Iowa head coach, 24 true freshmen have started for the Hawkeyes.

2018 Riley Moss, CB (6 games)	2010 Marcus Coker, RB (2 Games)
2018 Julius Brents, CB (5 games)	2010 James Morris, LB (4 Games)
2017 Matt Hankins, FS (2 games)	2009 Brandon Wegher, RB (2 Games)
2017 Ihmir Smith-Marsette, WR (3 games)	2007 Bryan Bulaga, LG (5 games)
2017 Tristan Wirfs, OL (7 RT, 1 LT)	2006 Dominique Douglas, WR (11 Games)
2016 Manny Rugamba, CB (3 Games)	2006 A.J. Edds, LB (1 Game)
2015 Jerminic Smith, WR (2 Games)	2003 Mike Jones, LG (7 Games)
2015 James Daniels, LG (2 Games)	2003 Champ Davis, FB (1 Game)
2013 Matt VandeBerg, WR (2 Games)	2000 Benny Sapp, CB (8 Games)
2013 Desmond King, CB (12 Games)	2000 Bob Sanders, SS (4 Games)
2012 Greg Garmon, RB (1 Game)	2000 Jonathan Babineaux, FB (3 Games)
2011 Jordan Canzeri, RB (1 Game)	1999 Fred Barr, LB (6 Games)



OVERALL WINS
(all games played as member of B1G)

Coach, Team	Wins	Seasons	Years
1. Woody Hayes, OSU	205	28	1951-78
2. Amos Alonzo Stagg, CHI	199	37	1896-32
3. Bo Schembechler, MICH	194	21	1969-89
4. Joe Paterno, PSU	162	19	1993-11
5. Kirk Ferentz, IOWA	154	20	1999-pr.
6. Hayden Fry, IOWA	143	20	1979-98
7. Henry Williams, MINN	136	22	1900-21
8. Robert Zuppke, ILL	131	29	1913-41
9. Lloyd Carr, MICH	122	13	1995-07
10. Barry Alvarez, WIS	119	18	1990-05

BIG TEN CONFERENCE WINS

Coach, Team	Wins	Seasons	Years
1. Woody Hayes, OSU	153	28	1951-78
2. Bo Schembechler, MICH	143	21	1969-89
3. Amos Alonzo Stagg, CHI	115	37	1896-32
4. Hayden Fry, IOWA	96	20	1979-98
5. Joe Paterno, PSU	95	19	1993-11
6. Kirk Ferentz, IOWA	92	20	1999-pr.
7. Lloyd Carr, MICH	81	13	1995-07
8. Robert Zuppke, ILL	76	29	1913-41
9. Duffy Daugherty, MSU	72	19	1954-72
10. John Cooper	70	13	1988-00

HAWKEYES UNDER FERENTZ

Overall	154-101
vs. ranked teams.....	27-43
vs. unranked teams	126-58
vs. Big Ten teams	92-73
vs. Big Ten teams (home).....	51-28
vs. Big Ten teams (away).....	41-44
vs. Big Ten teams (neutral)	0-1
When rushing for 150 yards or more	100-17
When rushing for 200 yards or more	63-6
When passing for 250 yards or more	45-23
When passing for 300 yards or more	14-8
When Iowa player rushes for 100 yards	88-25
When opponent has 100-yard rusher	22-45
When opponent has 300-yard passer	16-13
When scoring 30 points or more.....	87-9
When scoring 20 points or more.....	118-41
When opponent scores 25 points or more....	19-62
When holding opponent to 10 pts or less	60-1
When Iowa scores first	115-33
When Iowa leads at halftime.....	125-26
When Iowa trails at halftime	22-70
When game is tied at halftime	8-5
When Iowa leads after 3 quarters	131-18
When Iowa trails after 3 quarters.....	16-77
When game is tied after 3 quarters.....	7-6
Games decided by 11 points or more	91-35
Games decided by 10 points or less	52-56
Games decided by 7 points or less	41-51
Games decided by 3 points or less	19-32
When Iowa has a positive turnover margin ...	92-23
When opponent has a positive turnover margin ...	23-55
When the turnover margin is equal	35-22
When returning a punt/kickoff for a score	10-6
Overtime games	7-5
When temperature is 50 degrees or above....	105-73
When temperature is below 50 degrees	46-25
When temperature is over 90 degrees.....	4-4
When raining:.....	12-9

HAWKEYE LEGACIES

Iowa has seven players on its 2019 roster whose father played for the Hawkeyes: TE Drew Cook (Marv, 1985-88), DL A.J. Epenesa (Epenesa, 1997), DE Joe Evans (Spence, 1989), DB Thomas Hartlieb (Jim, 1989-92), WR Henry Marchese (John, 1985), DE Nathan Nelson (Jeff, 1990-92), and QB Ryan Schmidt (Rick, 1984-85).

Iowa has two sets of the brothers on the team: OL Landan Paulsen and OL Levi Paulsen, and TE Bryce Schulte and WR Quinn Schulte.

Iowa has three players whose brothers played at Iowa: LB Nick Niemann (Ben in 2014-17), FB Johnny Plewa (Macon in 2013-15), and DL Brady Reiff (Riley in 2008-11).

LS Austin Spiewak is the grandson of Gary Grouwinkler, who played for Iowa in the 1957 and 1959 Rose Bowl games.

LB Dillon Doyle is the son of head strength and conditioning coach Chris Doyle.

SEEING DOUBLE

Senior offensive linemen Landan and Levi Paulsen started Weeks 1-2, becoming the first set of twin brothers to start for the Hawkeyes since SS Kent Ellis and CB Kevin Ellis in 1980. The last brothers to start in the same game for the Hawkeyes were James and LeShun Daniels. James was Iowa's starting center in the 2016 season opener against Miami (Ohio), and LeShun was Iowa's starting running back.

The Paulsens are the sixth set of twins to play football at the University of Iowa. The offensive linemen from Woodbury High School in Northwest Iowa join the company of Leo and Lloyd Jensvold (1929-30), Harold and Herbert Shoener (1946-47), Kent and Kevin Ellis (1977-80), Aaron and Evan Kooiker (1992), and Shane and Shaun Prater (2008).



HAWKEYES IN THE NFL

Iowa football players have a long tradition of being well prepared for professional football following their college playing careers. Since 2010, 37 Hawkeyes have been selected in the NFL Draft. Today, 30 Hawkeyes are on NFL rosters.

**Former Hawkeye, Current NFL Team**

C.J. Beathard, San Francisco 49ers
 Austin Blythe, Los Angeles Rams
 Ike Boettger, Buffalo Bills
 Bryan Bulaga, Green Bay Packer
 Adrian Clayborn, Atlanta Falcons
 James Daniels, Chicago Bears
 Mike Daniels, Green Bay Packers
 Noah Fant, Denver Broncos
 James Ferentz, New England Patriots
 Jake Gervase, Los Angeles Rams PS
 Parker Hesse, Tennessee Titans PS
 Anthony Hitchens, Kansas City Chiefs
 T.J. Hockenson, Detroit Lions
 Amani Hooker, Tennessee Titans
 Micah Hyde, Buffalo Bills
 Josh Jackson, Green Bay Packers
 Josey Jewell, Denver Broncos
 Jaleel Johnson, Minnesota Vikings
 Desmond King, Los Angeles Chargers
 Christian Kirksey, Cleveland Browns
 George Kittle, San Francisco 49ers
 Casey Kreiter, Denver Broncos
 Anthony Nelson, Tampa Bay Buccaneers
 Matt Nelson, Detroit Lions PS
 Ben Niemann, Kansas City Chiefs
 Riley Reiff, Minnesota Vikings
 Ross Reynolds, San Francisco 49ers PS
 Brandon Scherff, Washington Redskins
 Marshal Yanda, Baltimore Ravens

CAPTAINS BY WEEK

Miami (Ohio): Ojemudia, Ross, Stanley, Welch
 Rutgers: Ojemudia, Ross, Stanley, Welch

IOWA FOOTBALL AND THE NFL

- The Hawkeyes have had 180 former players in the NFL since 1999, Kirk Ferentz's first year as head coach (70 draft picks/110 free agents).
- At least one Iowa Hawkeye has been selected in every NFL Draft since 1978 (42 consecutive years).
- TE T.J. Hockenson (eighth overall, Detroit) and TE Noah Fant (20th overall, Denver) became the first tight ends from the same school to be drafted in the first round of a single NFL Draft.
- DB Desmond King (Los Angeles Chargers), LS Casey Kreiter (Denver), TE George Kittle (San Francisco), and OL Marshal Yanda (Baltimore) were named All-Pro in 2018.
- Over the past 17 years, 150-of-175 (86 percent) of Iowa's senior starters have been drafted in the NFL or signed NFL free agent contracts.
- Over the past 12 years, Iowa has had 44 NFL Draft picks, fourth most in the Big Ten -- Ohio State (63), Wisconsin (45), and Michigan (45). Since 2010, Iowa has had 37 players drafted in the NFL, tied for fourth most in the Big Ten -- Ohio State (62), Penn State (39), and Wisconsin (37).
- Iowa has had six first round picks in the last nine NFL drafts -- OL Bryan Bulaga, 2010; DE Adrian Clayborn, 2011; OL Riley Reiff, 2012; OL Brandon Scherff, 2015, TE T.J. Hockenson, TE Noah Fant.
- Iowa had six players drafted in the 2012 NFL Draft, which tied for the most in the Big Ten and tied for fourth in the country.
- Former Hawkeye Marshal Yanda (Baltimore OL) is a seven-time Pro-Bowler (2011-16, 2018) and was named NFL All-Pro in 2012, 2013, 2014, 2015, 2016, and 2018.
- In NFL 2011 regular season statistics, former Hawkeye linebackers Chad Greenway (Minnesota) and Pat Angerer (Indianapolis) finished third and fourth, respectively, in tackles. Greenway was named to the Pro Bowl in 2012 and 2013.
- Three former Hawkeyes were involved in the 2012 Super Bowl. DB Tyler Sash played for the Super Bowl champion New York Giants, while LB Jeff Tarpinian was on the injured reserve roster of the New England Patriots. Former Iowa center Brian Ferentz, now is his seventh year on staff and first as Iowa's offensive coordinator, was New England's tight ends coach.
- Former Iowa DB Sean Considine and OL Marshal Yanda won Super Bowl rings with the 2012 Baltimore Ravens in the 2013 Super Bowl.
- Former Iowa LB James Morris (injured reserve) earned a Super Bowl ring with the New England Patriots in 2015. Former TE Tony Moeaki played for the Seattle Seahawks in the same game.
- Former center James Ferentz was a member of the 2016 Super Bowl champion Denver Broncos.
- Former DT Jonathan Babineaux played for the Atlanta Falcons in Super Bowl LI. Former DE Adrian Clayborn and former DB Charles Godfrey were on the Atlanta injured reserve roster.
- Former OL Cole Croston was on the New England Patriots roster in Super Bowl LII. Former C James Ferentz and WR Riley McCarron were on the Patriots practice squad.
- Former DL Adrian Clayborn (active), OL James Ferentz (inactive), WR Riley McCarron (injured reserve), and OL Cole Croston (practice squad) earned Super Bowl rings as members of the New England Patriots in Super Bowl LIII.
- Entering the 2019 season, every Iowa senior starting tight end (14) under Kirk Ferentz has been drafted in the NFL or made an NFL team. The NFL has employed 16 Iowa tight ends since 1999 (11 drafted/5 free agents).
- All 11 members of Iowa's starting defensive unit in 2008 were either drafted or signed to NFL free agent contracts following the draft.



2019 HONORS

Kirk Ferentz

Preseason Bobby Dodd Trophy Watch List

A.J. Epenesa

Ted Hendricks Award Preseason Watch List
 Nagurski Trophy Preseason Watch List
 Big Ten Conference Preseason Watch List
 Bednarik Award Preseason Watch List
 Lott IMPACT Trophy Watch List
 Polynesian Player of the Year Preseason Watch List
 Preseason Big Ten Defensive Player of the Year by CollegeFootballNews.com
 Preseason first-team All-America by the Associated Press
 Preseason first-team All-America by Sports Illustrated
 Preseason first-team All-America by CollegeFootballNews.com
 Preseason first-team All-America by Athlon Sports
 Preseason second-team All-America by Phil Steele
 Preseason first-team All-Big Ten by CollegeFootballNews.com
 Preseason first-team All-Big Ten by Phil Steele
 Preseason first-team All-Big Ten by Athlon Sports

Chauncey Golston

Preseason third-team All-Big Ten by Athlon Sports

Matt Hankins

Preseason third-team All-Big Ten by Athlon Sports

Alaric Jackson

Outland Trophy Preseason Watch List
 Preseason first-team All-America by CollegeFootballNews.com
 Preseason second-team All-America by Athlon Sports
 Preseason second-team All-America by Phil Steele
 Preseason first-team All-Big Ten by CollegeFootballNews.com
 Preseason first-team All-Big Ten by Phil Steele
 Preseason first-team All-Big Ten by Athlon Sports

Mekhi Sargent

Doak Walker Award Preseason Watch List
 Preseason fourth-team All-Big Ten by Athlon Sports

Ihmir Smith-Marsette

Horning Award Preseason Watch List
 Preseason first-team All-America by Athlon Sports
 Preseason second-team All-America by Phil Steele
 Preseason first-team All-Big Ten by CollegeFootballNews.com
 Preseason first-team All-Big Ten by Phil Steele
 Preseason first-team All-Big Ten by Athlon Sports

Nate Stanley

Walter Camp Player of the Year Preseason Watch List
 Manning Award Preseason Watch List
 Johnny Unitas Golden Arm Award Preseason Watch List
 Maxwell Award Preseason Watch List
 O'Brien Award Preseason Watch List
 CFPB Player of the Year Award Preseason Watch List
 Preseason third-team All-Big Ten by Phil Steele
 Preseason fourth-team All-Big Ten by Athlon Sports

Geno Stone

Preseason second-team All-Big Ten by Athlon Sports
 Preseason third-team All-Big Ten by Phil Steele

Jackson Subbert

Patrick Mannely Award Preseason Watch List

Kristian Welch

Preseason fourth-team All-Big Ten by Phil Steele

FIND THE NFL-ER

The Hawkeyes have had NFL talent on their offensive line in each of Kirk Ferentz's 20 completed seasons. Seventeen Iowa offensive linemen have been selected in the NFL Draft, including four in the first round. Former Hawkeye linemen under Ferentz have combined for 10 Pro Bowl appearances. Below is a list of players, by year, that played on the Hawkeyes' offensive line prior to joining the NFL.

Year	Player	NFL Service		
1999	Bruce Nelson	2003-05	2008	Kyle Calloway 2010
1999	Eric Steinbach	2003-11	2008	Seth Olsen 2009-12
2000	Sam Aiello	2004	2008	J. Vandervelde 2011-16
2000	Robert Gallery	2004-11	2009	Bryan Bulaga 2010-pr.
2000	Bruce Nelson	2003-05	2009	Kyle Calloway 2010
2000	David Porter	2003-04	2009	Adam Gettis 2012-pr.
2000	Eric Steinbach	2003-11	2009	Riley Reiff 2012-pr.
2001	Robert Gallery	2004-11	2009	J. Vandervelde 2011-16
2001	Bruce Nelson	2003-05	2010	James Ferentz 2014-pr.
2001	David Porter	2003-04	2010	Adam Gettis 2012-pr.
2001	Eric Steinbach	2003-11	2010	Riley Reiff 2012-pr.
2002	Robert Gallery	2004-11	2010	J. Vandervelde 2011-16
2002	Bruce Nelson	2003-05	2010	Markus Zusevics 2012-13
2002	David Porter	2003-04	2011	James Ferentz 2014-pr.
2002	Eric Steinbach	2003-11	2011	Adam Gettis 2012-pr.
2003	Sam Aiello	2004	2011	Riley Reiff 2012-pr.
2003	Brian Ferentz	2007	2011	Brandon Scherff 2015-pr.
2003	Robert Gallery	2004-11	2011	Matt Tobin 2013-18
2003	Mike Jones	2007-08	2011	Markus Zusevics 2012-13
2003	Pete McMahon	2005-06	2012	Connor Boffeli 2014-15
2003	Eric Rothwell	2004	2012	James Ferentz 2014-pr.
2004	Mike Elgin	2007-08	2012	Austin Blythe 2016-pr.
2004	Brian Ferentz	2007	2012	Andrew Donnal 2015-pr.
2004	Mike Jones	2007-08	2012	Brandon Scherff 2015-pr.
2004	Pete McMahon	2005-06	2012	Matt Tobin 2013-18
2005	Mike Elgin	2007-08	2012	Austin Blythe 2016-pr.
2005	Brian Ferentz	2007	2013	Connor Boffeli 2014-15
2005	Mike Jones	2007-08	2013	Brandon Scherff 2015-pr.
2005	Seth Olsen	2009-12	2014	Austin Blythe 2016-pr.
2005	Marshal Yanda	2007-pr.	2014	Andrew Donnal 2015-pr.
2006	Mike Elgin	2007-08	2014	Brandon Scherff 2015-pr.
2006	Mike Jones	2007-08	2015	Austin Blythe 2016-pr.
2006	Seth Olsen	2009-12	2015	Cole Croston 2017-pr.
2006	Marshal Yanda	2007-pr.	2015	James Daniels 2018-pr.
2007	Bryan Bulaga	2010-pr.	2016	Cole Croston 2017-pr.
2007	Kyle Calloway	2010	2016	James Daniels 2018-pr.
2007	Seth Olsen	2009-12	2017	James Daniels 2018-pr.
2007	J. Vandervelde	2011-16	2017	Ike Boettger 2018-pr.
2008	Rob Bruggeman	2009-11	2018	Keegan Render 2019
2008	Bryan Bulaga	2010-pr.		



2019 HONORS

Nate Wieting

Mackey Award Preseason Watch List
 Preseason fourth-team All-Big Ten by Phil Steele

Tristan Wirfs

Outland Trophy Preseason Watch List
 Preseason second-team All-America by CollegeFootballNews.com
 Preseason fourth-team All-America by Athlon Sports
 Preseason first-team All-Big Ten by CollegeFootballNews.com
 Preseason second-team All-Big Ten by Athlon Sports
 Preseason fourth-team All-Big Ten by Phil Steele

CONSECUTIVE GAMES, NOT SHUTOUT

School	Games	Last Shutout
Nebraska	279	Sept. 21, 1996
	<i>(26-0 at Arizona State)</i>	
IOWA	221	Oct. 14, 2000
	<i>(31-0 at Illinois)</i>	
Indiana	207	Oct. 14, 2000
	<i>(58-0 at Michigan)</i>	
Penn State	207	Oct. 6, 2001
	<i>(20-0 vs. Michigan)</i>	
Purdue	65	Nov. 2, 2013
	<i>(56-0 vs. Ohio State)</i>	
Michigan	61	Sept. 6, 2014
	<i>(31-0 at Notre Dame)</i>	
Wisconsin	53	Dec. 6, 2014
	<i>(59-0 vs. Ohio State)</i>	
Northwestern	46	Oct. 10, 2015
	<i>(38-0 at Michigan)</i>	
Michigan State	37	Dec. 31, 2015
	<i>(38-0 vs. Alabama, CFP Semifinal)</i>	
Ohio State	28	Dec. 31, 2016
	<i>(31-0 vs. Clemson, CFP Semifinal)</i>	
Rutgers	20	Sept. 30, 2017
	<i>(56-0 vs. Ohio State)</i>	
Minnesota	13	Nov. 25, 2017
	<i>(31-0 vs. Wisconsin)</i>	
Maryland	5	Oct. 20, 2018
	<i>(23-0 at Iowa)</i>	
Illinois	1	Nov. 17, 2018
	<i>(63-0 vs. Iowa)</i>	

INSTANT REPLAY

Game (Rvs)	Reviewed Play (Confirmed/Reversed)
Miami (1)	Miami first down reversed
Rutgers (0)	



**BIG TEN
BOWL GAMES**
Quick Lane Bowl – Dec. 26

Big Ten vs. ACC/Notre Dame
8:00 p.m. (ESPN)

Pinstripe Bowl – Dec. 27

Big Ten vs. ACC/Notre Dame
3:20 p.m. (ESPN)

First Responder Bowl – Dec. 30

Big Ten vs. C-USA
12:30 p.m. (ESPN)

Music City Bowl – Dec. 30

SEC vs. ACC/Big Ten/ND
4 p.m. (ESPN)

Orange Bowl – Dec. 30

ACC vs. Big Ten/SEC/ND
8 p.m. (ESPN)

Outback Bowl – Jan. 1

Big Ten vs SEC
1 p.m. (ESPN)

Citrus Bowl – Jan. 1

Big Ten vs SEC
1 p.m. (ABC)

Rose Bowl – Jan. 1

Big Ten vs. Pac-12
5 p.m. (ESPN)

Gator Bowl – Jan. 2

SEC vs ACC/Big Ten/ND
7 p.m. (ESPN)

Armed Forces Bowl – Jan. 4

Mountain West vs. Big Ten
11:30 a.m. (ESPN)

Redbox Bowl – Dec. 30

Big Ten vs. Pac-12
1 p.m. (ESPN)

Holiday Bowl – TBA

Big Ten vs. Pac-12
5 p.m. (FS1)

IOWA PROGRAM NOTES

- The Hawkeyes have earned bowl eligibility in 17 of the last 18 seasons. Iowa is 8-8 in bowl games since 2001. Only Ohio State (9) and Wisconsin (8) have more bowl wins among Big Ten teams since 2001. The Hawkeyes are 16-15-1 in 32 bowl games. Iowa has won five January bowl games under Ferentz.
- Iowa is the only school to have two head football coaches since 1979. Hayden Fry took over prior to the 1979 season and coached through the 1998 season, posting a record of 143-89-6. Current coach Kirk Ferentz (152-101) replaced Fry and completed his 20th season in 2018. Ferentz also served as Iowa's offensive line coach from 1981-89 under Fry.
- Iowa played in the Big Ten title game for the first time in program history on Dec. 5, 2015. Iowa earned Big Ten Conference championships in 2002 and 2004 and placed second in 2009. Iowa (8-0, 2002; 8-0, 2015) is one of three Big Ten teams to post a perfect mark in conference play since 1998 (BCS era), joining Michigan State (1) and Ohio State (5).
- Iowa has ranked in the top 10 in the final Associated Press and CNN/USA Today coaches polls five times since 2002, including a ranking of seventh in both polls at the conclusion of the 2009 season. Iowa ranked eighth in 2002, 2003 and 2004. The Hawkeyes finished 2015 ranked ninth in the AP poll and 10th in the USA Today Coaches Poll. In the Big Ten, only Ohio State has more top 10 finishes since 2002.
- Since 1936 when the first AP poll was released, Iowa has appeared in the poll 321 times, the fifth highest total in the Big Ten (Ohio State, Michigan, Wisconsin, and MSU). Iowa has been the top-ranked team in the country 11 times.
- Iowa set a school record with 12 wins in 2015. The Hawkeyes won 11 games in 2002 (11-2), and 2009 (11-2). In 2009, Iowa started 9-0 and won 10 regular season games for just the fourth time in school history.
- Iowa won 10 or more games in three consecutive years (2002-04) for the first time in school history.
- Kirk Ferentz has been named Big Ten Coach of the Year four times (2002, 2004, 2009, 2015) and was named National Coach of the Year in 2002 and 2015. Only Michigan's Bo Schembechler (6) has more conference coach of the year honors. Iowa's Hayden Fry and Penn State's Joe Paterno both won the award three times.
- Iowa has had 10 individual national award winners under head coach Kirk Ferentz. They include Brad Banks (2002 Davey O'Brien, Top Quarterback; 2002 Associated Press National Player of the Year); Dallas Clark (2002 Mackey, Top Tight End); Nate Kaeding (2002 Groza, Top Kicker); Robert Gallery (2003 Outland, Top Lineman); Shonn Greene (2008 Doak Walker, Top Running Back); Brandon Scherff (2014 Outland, Top Lineman), Desmond King (2015 Jim Thorpe), Josey Jewell (2017 Lott IMPACT), T.J. Hockenson (2018, Mackey, Top Tight End).
- Iowa's offensive line earned the Joe Moore Award in 2016, an honor bestowed upon the top offensive line unit in the country.
- Iowa's football record in the 2000 decade was 80-45 (.640), a record that ranks as the best decade in Iowa football history, based on total wins. Iowa posted a record of 77-40-4 (.652) during the 1980's and the Hawkeyes were 62-53-2 (.538) in the 1990's. Iowa is 69-46 (.596) since 2010.





IOWA FOOTBALL

32 Bowl Games 11 Big Ten Championships 27 Consensus All-Americans 14 CFB Hall of Fame Inductees

Date	Opponent	Score	Overall Record	Conference Record	Time	Attend
Aug. 31	Miami (Ohio)	W, 38-14	1-0	0-0	3:05	69,250
Sept. 7	* Rutgers	W, 30-0	2-0	1-0	3:06	61,808
Sept. 14	§ at Iowa State					
Sept. 28	Middle Tennessee State					
Oct. 5	* at Michigan					
Oct. 12	* Penn State					
Oct. 19	* Purdue					
Oct. 26	* at Northwestern					
Nov. 9	* at Wisconsin					
Nov. 16	* Minnesota					
Nov. 23	* Illinois					
Nov. 29	* at Nebraska					

* -- Big Ten Conference game

§ Iowa Corn Cy-Hawk Series

ALL PURPOSE YARDS

All Purpose	g	rush	rcv	pr	kr	ir	total	avg/g
Sargent, Mekhi	2	150	77	0	0	0	227	113.5
Smith-Marsette	2	16	148	0	19	0	183	91.5
Young, Toren	2	107	7	0	0	0	114	57.0
Ragaini, Nico	2	2	66	27	0	0	95	47.5
Goodson, Tyler	2	89	3	0	0	0	92	46.0
Tracy, Tyrone	2	9	64	0	0	0	73	36.5
Smith, Brandon	2	0	48	0	0	0	48	24.0
Beyer, Shaun	2	0	30	0	0	0	30	15.0
Stanley, Nate	2	29	0	0	0	0	29	14.5
Martin, Oliver	2	5	24	0	0	0	29	14.5
Kelly-Martin, I.	2	0	25	0	0	0	25	12.5
Ojemudia, M.	2	0	0	0	0	11	11	5.5
Colbert, Djimon	2	0	0	0	0	6	6	3.0
Ross, Brady	2	0	4	0	0	0	4	2.0
Total	2	407	496	27	19	17	966	483.0
Opponents	2	137	233	10	50	0	430	215.0



Iowa Hawkeye Football
IOWA Overall Team Statistics (as of Sep 09, 2019)
All games

Team Statistics	IOWA	OPP
SCORING	68	14
Points Per Game	34.0	7.0
Points Off Turnovers	13	7
FIRST DOWNS	49	16
Rushing	24	5
Passing	19	10
Penalty	6	1
RUSHING YARDAGE	407	137
Yards gained rushing	442	160
Yards lost rushing	35	23
Rushing Attempts	80	47
Average Per Rush	5.1	2.9
Average Per Game	203.5	68.5
TDs Rushing	2	0
PASSING YARDAGE	496	233
Comp-Att-Int	40-64-0	27-54-3
Average Per Pass	7.8	4.3
Average Per Catch	12.4	8.6
Average Per Game	248.0	116.5
TDs Passing	6	2
TOTAL OFFENSE	903	370
Total Plays	144	101
Average Per Play	6.3	3.7
Average Per Game	451.5	185.0
KICK RETURNS: #-Yards	1-19	3-50
PUNT RETURNS: #-Yards	4-27	2-10
INT RETURNS: #-Yards	3-17	0-0
KICK RETURN AVERAGE	19.0	16.7
PUNT RETURN AVERAGE	6.8	5.0
INT RETURN AVERAGE	5.7	0.0
FUMBLES-LOST	1-1	1-1
PENALTIES-Yards	9-69	17-138
Average Per Game	34.5	69.0
PUNTS-Yards	7-321	17-776
Average Per Punt	45.9	45.6
Net punt average	44.4	42.9
KICKOFFS-Yards	13-837	4-258
Average Per Kick	64.4	64.5
Net kick average	41.3	41.0
TIME OF POSSESSION/Game	36:48	23:13
3RD-DOWN Conversions	11/27	6/26
3rd-Down Pct	41%	23%
4TH-DOWN Conversions	3/5	1/1
4th-Down Pct	60%	100%
SACKS BY-Yards	2-20	2-20
MISC YARDS	0	0
TOUCHDOWNS SCORED	8	2
FIELD GOALS-ATTEMPTS	4-4	0-0
ON-SIDE KICKS	0-0	0-0
RED-ZONE SCORES	(9-9) 100%	(2-2) 100%
RED-ZONE TOUCHDOWNS	(6-9) 67%	(2-2) 100%
PAT-ATTEMPTS	(8-8) 100%	(2-2) 100%
ATTENDANCE	131058	0
Games/Avg Per Game	2/65529	0/0
Neutral Site Games		0/0

Score by Quarters	1st	2nd	3rd	4th	OT	Total
IOWA	10	20	21	17	0	68
Opponents	0	7	0	7	0	14

Iowa Hawkeye Football
IOWA Overall Individual Statistics (as of Sep 09, 2019)
All games

Rushing	gp	att	gain	loss	net	avg	td	lg	avg/g
Sargent,Mekhi	2	27	154	4	150	5.6	1	17	75.0
Young,Toren	2	18	108	1	107	5.9	1	31	53.5
Goodson, Tyler	2	19	96	7	89	4.7	0	19	44.5
Stanley,Nate	2	10	49	20	29	2.9	0	16	14.5
Smith-Marsette	2	1	16	0	16	16.0	0	16	8.0
Tracy,Tyrone	2	1	9	0	9	9.0	0	9	4.5
Martin, Oliver	2	1	5	0	5	5.0	0	5	2.5
Ragaini,Nico	2	1	2	0	2	2.0	0	2	1.0
Ross,Brady	2	2	3	3	0	0.0	0	3	0.0
Total	2	80	442	35	407	5.1	2	31	203.5
Opponents	2	47	160	23	137	2.9	0	10	68.5

Passing	gp	effic	comp-att-int	pct	yds	td	lg	avg/g
Stanley,Nate	2	168.61	37-58-0	63.8	488	6	58	244.0
Petras,Spencer	2	61.20	3-6-0	50.0	8	0	9	4.0
Total	2	158.54	40-64-0	62.5	496	6	58	248.0
Opponents	2	87.36	27-54-3	50.0	233	2	30	116.5

Receiving	gp	no.	yds	avg	td	lg	avg/g
Smith-Marsette	2	8	148	18.5	3	58	74.0
Sargent,Mekhi	2	6	77	12.8	0	41	38.5
Smith,Brandon	2	5	48	9.6	1	14	24.0
Ragaini,Nico	2	4	66	16.5	0	45	33.0
Tracy,Tyrone	2	4	64	16.0	1	33	32.0
Martin, Oliver	2	4	24	6.0	1	9	12.0
Beyer,Shaun	2	3	30	10.0	0	18	15.0
Goodson, Tyler	2	3	3	1.0	0	4	1.5
Kelly-Martin,I.	2	1	25	25.0	0	25	12.5
Young,Toren	2	1	7	7.0	0	7	3.5
Ross,Brady	2	1	4	4.0	0	4	2.0
Total	2	40	496	12.4	6	58	248.0
Opponents	2	27	233	8.6	2	30	116.5

Punt Returns	no.	yds	avg	td	lg
Ragaini,Nico	4	27	6.8	0	16
Total	4	27	6.8	0	16
Opponents	2	10	5.0	0	12

Interceptions	no.	yds	avg	td	lg
Ojemudia,M.	2	11	5.5	0	14
Colbert,Djimon	1	6	6.0	0	6
Total	3	17	5.7	0	14
Opponents	0	0	0.0	0	0

Kick Returns	no.	yds	avg	td	lg
Smith-Marsette	1	19	19.0	0	19
Total	1	19	19.0	0	19
Opponents	3	50	16.7	0	21

Fumble Returns	no.	yds	avg	td	lg
Total	0	0	0.0	0	0
Opponents	1	15	15.0	0	15

Iowa Hawkeye Football
IOWA Overall Individual Statistics (as of Sep 09, 2019)
All games

Scoring	td	fg	PAT				dxp	saf	pts
			kick	rush	rcv	pass			
Duncan, Keith	-	4-4	8-8	-	-	-	-	-	20
Smith-Marsette	3	-	-	-	-	-	-	-	18
Sargent, Mekhi	1	-	-	-	-	-	-	-	6
Smith, Brandon	1	-	-	-	-	-	-	-	6
Young, Toren	1	-	-	-	-	-	-	-	6
Tracy, Tyrone	1	-	-	-	-	-	-	-	6
Martin, Oliver	1	-	-	-	-	-	-	-	6
Total	8	4-4	8-8	-	-	-	-	-	68
Opponents	2	-	2-2	-	-	-	-	-	14

Total Offense	g	plays	rush	pass	total	avg/g
Stanley, Nate	2	68	29	488	517	258.5
Sargent, Mekhi	2	27	150	0	150	75.0
Young, Toren	2	18	107	0	107	53.5
Goodson, Tyler	2	19	89	0	89	44.5
Smith-Marsette	2	1	16	0	16	8.0
Tracy, Tyrone	2	1	9	0	9	4.5
Petras, Spencer	2	6	0	8	8	4.0
Martin, Oliver	2	1	5	0	5	2.5
Ragaini, Nico	2	1	2	0	2	1.0
Total	2	144	407	496	903	451.5
Opponents	2	101	137	233	370	185.0

Field Goals	fg	pct.	01-19	20-29	30-39	40-49	50-99	lg	blk
Duncan, Keith	4-4	100.0	1-1	1-1	0-0	2-2	0-0	46	0

FG Sequence	IOWA	Opponents
MIAMI	(21)	-
RU	(46),(19),(43)	-

Numbers in (parentheses) indicate field goal was made.

Punting	no.	yds	avg	lg	tb	fc	i20	50+	blk
Sleep-Dalton, M	7	321	45.9	57	0	2	2	3	0
Total	7	321	45.9	57	0	2	2	3	0
Opponents	17	776	45.6	69	1	6	11	5	0

Kickoffs	no.	yds	avg	tb	ob	retn	net	ydln
Shudak, Caleb	13	837	64.4	10	0			
Total	13	837	64.4	10	0	16.7	41.3	23
Opponents	4	258	64.5	3	0	19.0	41.0	24

Iowa Hawkeye Football
IOWA Overall Defensive Statistics (as of Sep 09, 2019)
All games

#	Defensive Leaders	gp	Tackles				tfl/yds	Sacks no-yds	Pass defense			Fumbles		blkd	
			ua	a	tot				int-yds	brup	qbh	rcv-yds	ff	kick	saf
34	Welch, Kristian	2	8	8	16	0.5-1	.	.	.	1	
32	Colbert, Djimon	2	9	4	13	1.5-2	.	1-6	2		
57	Golston, C	2	5	2	7		
95	Lattimore, C.	2	3	3	6	1	.	.	.		
9	Stone, Geno	2	4	2	6		
26	Merriweather, K.	1	2	3	5		
49	Niemann, Nick	2	2	3	5	1	.	.	.		
44	Benson, Seth	2	2	3	5		
91	Reiff, Brady	2	2	3	5	1	.	.	.		
94	Epenesa, A.J.	2	1	3	4	1.0-9	1.0-9	.	1	4	.	.	.		
8D	Koerner, Jack	2	2	2	4		
8	Hankins, Matt	2	2	2	4	.	.	.	2		
16	Roberts, Terry	2	1	2	3		
11	Ojemudia, M.	2	2	1	3	.	.	2-11	2		
54	Nixon, Daviyon	2	2	1	3	1	.	.	.		
17	Young, Devonte	2	1	1	2		
99	Shannon, Noah	2	1	1	2	1-0	1	.		
43	Doyle, Dillon	2	1	1	2		
1C	Milani, John	2	.	1	1		
35	Wade, B.	2	.	1	1		
1	Dvorak, Wes	2	.	1	1		
52	Jones, Amani	2	1	.	1	1.0-11	1.0-11		
68	Paulsen, Landan	2	1	.	1		
Total		2	52	48	100	4-23	2-20	3-17	7	9	1-0	1	.		
Opponents		2	94	46	140	7-34	2-20	.	4	1	1-15	.	.		

Iowa Hawkeye Football
IOWA Red-Zone Results (as of Sep 09, 2019)
All games

IOWA Inside Opponent Red-Zone

Date	Opponent	Score	Times In RZ	Times Scored	Total Pts	Rush TDs	Pass TDs	FGs Made	Failed to score inside RZ						
									FGA	Down	Int	Fumb	Half	Game	
Aug 31, 2019	MIAMI	W 38-14	6	6	38	5	2	3	1	0	0	0	0	0	0
Sep 07, 2019	RU	W 30-0	3	3	13	1	0	1	2	0	0	0	0	0	0
Totals			9	9	51	6	2	4	3	0	0	0	0	0	0
9 of 9 (100.0%)															

Opponents Inside IOWA Red-Zone

Date	Opponent	Score	Times In RZ	Times Scored	Total Pts	Rush TDs	Pass TDs	FGs Made	Failed to score inside RZ						
									FGA	Down	Int	Fumb	Half	Game	
Aug 31, 2019	MIAMI	W 38-14	2	2	14	2	0	2	0	0	0	0	0	0	0
Sep 07, 2019	RU	W 30-0	0	0	0	0	0	0	0	0	0	0	0	0	0
Totals			2	2	14	2	0	2	0	0	0	0	0	0	0
2 of 2 (100.0%)															

Iowa Hawkeye Football

IOWA Combined Team Statistics (as of Sep 09, 2019)

Conference games

Date	Opponent	Score	Att.
* Sep 07, 2019	RU	W 30-0	61808

Rushing		gp	att	gain	loss	net	avg	td	lg	avg/g
Sargent, Mekhi	1	13	63	4	59	4.5	0	16	59.0	
Young, Toren	1	9	60	1	59	6.6	0	31	59.0	
Goodson, Tyler	1	10	59	6	53	5.3	0	19	53.0	
Tracy, Tyrone	1	1	9	0	9	9.0	0	9	9.0	
Stanley, Nate	1	5	14	5	9	1.8	0	7	9.0	
Martin, Oliver	1	1	5	0	5	5.0	0	5	5.0	
Total	1	39	210	16	194	5.0	0	31	194.0	
Opponents	1	22	89	11	78	3.5	0	10	78.0	

Passing		gp	effic	comp-att-int	pct	yds	td	lg	avg/g
Stanley, Nate	1	163.30	16-28-0	57.1	236	3	58	236.0	
Petras, Spencer	1	61.20	3-6-0	50.0	8	0	9	8.0	
Total	1	145.28	19-34-0	55.9	244	3	58	244.0	
Opponents	1	36.84	10-27-2	37.0	47	0	23	47.0	

Receiving		gp	no.	yds	avg	td	lg	avg/g
Smith-Marsette	1	4	113	28.2	2	58	113.0	
Tracy, Tyrone	1	3	42	14.0	1	33	42.0	
Ragaini, Nico	1	3	21	7.0	0	12	21.0	
Smith, Brandon	1	2	22	11.0	0	14	22.0	
Sargent, Mekhi	1	2	12	6.0	0	7	12.0	
Martin, Oliver	1	2	10	5.0	0	9	10.0	
Goodson, Tyler	1	2	-1	-0.5	0	2	-1.0	
Kelly-Martin, I.	1	1	25	25.0	0	25	25.0	
Total	1	19	244	12.8	3	58	244.0	
Opponents	1	10	47	4.7	0	23	47.0	

Field Goals	fg	pct.	01-19	20-29	30-39	40-49	50-99	lg	blk
Duncan, Keith	3-3	100.0	1-1	0-0	0-0	2-2	0-0	46	0

Record:	Overall	Home	Away	Neutral
All games	1-0	1-0	0-0	0-0
Conference	1-0	1-0	0-0	0-0
Non-Conference	0-0	0-0	0-0	0-0

Team Statistics	IOWA	OPP
FIRST DOWNS	23	5
Rushing	11	3
Passing	8	2
Penalty	4	0
RUSHING YARDAGE	194	78
Rushing Attempts	39	22
Average Per Rush	5.0	3.5
Average Per Game	194.0	78.0
TDs Rushing	0	0
PASSING YARDAGE	244	47
Comp-Att-Int	19-34-0	10-27-2
Average Per Pass	7.2	1.7
Average Per Catch	12.8	4.7
Average Per Game	244.0	47.0
TDs Passing	3	0
TOTAL OFFENSE	438	125
Average Per Play	6.0	2.6
Average Per Game	438.0	125.0
KICK RETURNS: #-Yards	0-0	1-14
PUNT RETURNS: #-Yards	2-11	2-10
INT RETURNS: #-Yards	2-3	0-0
FUMBLES-LOST	0-0	1-1
PENALTIES-Yards	4-37	7-61
PUNTS-AVG	6-48.3	10-47.6
TIME OF POSSESSION/Game	37:38	22:22
3RD-DOWN Conversions	2/13	2/14
4TH-DOWN Conversions	2/3	0/0

Scoring	td	fg	PAT				dpx	saf	pts
			kick	rush	rcv	pass			
Duncan, Keith	-	3-3	3-3	-	-	-	-	-	12
Smith-Marsette	2	-	-	-	-	-	-	-	12
Tracy, Tyrone	1	-	-	-	-	-	-	-	6
Total	3	3-3	3-3	-	-	-	-	-	30
Opponents	-	-	-	-	-	-	-	-	0

Score by Quarters	1st	2nd	3rd	4th	OT	Total
IOWA	7	13	7	3	0	30
Opponents	0	0	0	0	0	0

Interceptions	no.	yds	avg	td	lg
Colbert, Djimon	1	6	6.0	0	6
Ojemudia, M.	1	-3	-3.0	0	0

Punting	no.	yds	avg	lg	tb	fc	i20	50+	blk
Sleep-Dalton, M	6	290	48.3	57	0	2	2	3	0

Punt Returns	no.	yds	avg	td	lg
Ragaini, Nico	2	11	5.5	0	16
Total	2	11	5.5	0	16
Opponents	2	10	5.0	0	12

Kick Returns	no.	yds	avg	td	lg
Total	0	0	0.0	0	0
Opponents	1	14	14.0	0	14

All Purpose	g	rush	rcv	pr	kr	ir	total	avg/g
Smith-Marsette	1	0	113	0	0	0	113	113.0
Sargent, Mekhi	1	59	12	0	0	0	71	71.0
Young, Toren	1	59	0	0	0	0	59	59.0
Goodson, Tyler	1	53	-1	0	0	0	52	52.0
Tracy, Tyrone	1	9	42	0	0	0	51	51.0
Total	1	194	244	11	0	3	452	452.0
Opponents	1	78	47	10	14	0	149	149.0

Total Offense	g	plays	rush	pass	total	avg/g
Stanley, Nate	1	33	9	236	245	245.0
Sargent, Mekhi	1	13	59	0	59	59.0
Young, Toren	1	9	59	0	59	59.0
Goodson, Tyler	1	10	53	0	53	53.0
Tracy, Tyrone	1	1	9	0	9	9.0
Total	1	73	194	244	438	438.0
Opponents	1	49	78	47	125	125.0

##	Defensive Leaders	gp	Tackles				tfl/yds	Sacks no-yds	Pass defense			Fumbles		blkd	
			ua	a	tot				int-yds	brup	qbh	rcv-yds	ff	kick	saf
34	Welch, Kristian	1	4	4	8	0.5-1
32	Colbert, Djimon	1	3	2	5	0.5-1	.	1-6
9	Stone, Geno	1	4	.	4
57	Golston, C	1	3	1	4
8D	Koerner, Jack	1	2	2	4
Total		1	24	20	44	2-11	1-9	2-3	1	8	1-0	1	.	.	.
Opponents		1	47	22	69	6-19	1-5	.	3

Iowa Hawkeye Football
IOWA Overall Defensive Statistics (as of Sep 09, 2019)
Conference games

#	Defensive Leaders	gp	Tackles				tfl/yds	Sacks		Pass defense			Fumbles		blkd	
			ua	a	tot			no-yds	int-yds	brup	qbh	rcv-yds	ff	kick	saf	
34	Welch, Kristian	1	4	4	8	0.5-1	1
32	Colbert, Djimon	1	3	2	5	0.5-1	.	.	1-6
57	Golston, C	1	3	1	4
9	Stone, Geno	1	4	.	4
8D	Koerner, Jack	1	2	2	4
94	Epenesa, A.J.	1	1	2	3	1.0-9	1.0-9	.	.	.	4
54	Nixon, Daviyon	1	2	.	2	1
49	Niemann, Nick	1	2	.	2	1
43	Doyle, Dillon	1	1	1	2
17	Young, Devonte	1	1	1	2
1C	Milani, John	1	.	1	1
35	Wade, B.	1	.	1	1
95	Lattimore, C.	1	.	1	1	1
16	Roberts, Terry	1	.	1	1
8	Hankins, Matt	1	.	1	1
1	Dvorak, Wes	1	.	1	1
99	Shannon, Noah	1	1	.	1	1-0	1	.	.	.
44	Benson, Seth	1	.	1	1
11	Ojemudia, M.	1	1--3	1
Total		1	24	20	44	2-11	1-9	2-3	1	8	1-0	1
Opponents		1	47	22	69	6-19	1-5	.	3



IOWA FOOTBALL

32 Bowl Games 11 Big Ten Championships 27 Consensus All-Americans 14 CFB Hall of Fame Inductees

Game	Score	First Downs	Rushing Att-Net	Pass. Yards	Passing Com.-Att.-Int	Total Offense	Punts-Avg.	Fum.-Lost	Pen. Yds.
Miami (Ohio)	14	11	25-59	186	17-27-1	245	7-42.9	0-0	10-77
at Iowa	38	26	41-213	252	21-30-0	465	1-31.0	1-1	5-32
Rutgers	0	5	23-78	47	10-27-2	125	10-47.6	1-1	7-61
at Iowa	30	23	39-194	244	19-34-0	438	6-48.3	0-0	4-37





IOWA FOOTBALL

32 Bowl Games 11 Big Ten Championships 27 Consensus All-Americans 14 CFB Hall of Fame Inductees

Individual

Points	12, Keith Duncan/Ihmir Smith-Marsette vs. Rutgers, 9/7/19
Rushing Attempts	14, Mekhi Sargent vs. Miami (Ohio), 8/31/19
Yards Rushing	91 (14 att.), Mekhi Sargent vs. Miami (Ohio), 8/31/19
Pass Attempts	30 (21 comp.), Nate Stanley vs. Miami (Ohio), 8/31/19
Pass Completions	21 (30 att.), Nate Stanley vs. Miami (Ohio), 8/31/19
Yards Passing	252 (21-30), Nate Stanley vs. Miami (Ohio), 8/31/19
Receptions	4, 3X, last Ihmir Smith-Marsette vs. Rutgers, 9/7/19
Yards Receiving	113, Ihmir Smith-Marsette vs. Rutgers, 9/7/19
Yards Total Offense	272, Nate Stanley vs. Miami (Ohio), 8/31/19
All-Purpose Yards	156, Mekhi Sargent vs. Miami (Ohio), 8/31/19
Yards Punt Returns	16, Nico Ragaini vs. Miami (Ohio), 8/31/19
Yards Kickoff Returns	19, Ihmir Smith-Marsette vs. Miami (Ohio), 8/31/19
Field Goals Made	3, Keith Duncan vs. Rutgers, 9/7/19
Extra Points	5, Keith Duncan vs. Miami (Ohio), 8/31/19
Interceptions	1, 3X, last Djimon Colbert/Michael Ojemudia vs. Rutgers, 9/7/19
Tackles	8, 3X, last Kristian Welch vs. Rutgers, 9/7/19
Sacks	1.0, 2X, last A.J. Epenesa vs. Rutgers, 9/7/19
TFL's	1.0, 2X, last A.J. Epenesa vs. Rutgers, 9/7/19

Team Offense (Iowa highs)

Points	38 vs. Miami (Ohio), 8/31/19
Rushing Attempts	41 vs. Miami (Ohio), 8/31/19
Net Yards Rushing	213 vs. Miami (Ohio), 8/31/19
Pass Attempts	34 vs. Rutgers, 9/7/19
Pass Completions	21 (30 att.) vs. Miami (Ohio), 8/31/19
Yards Passing	252 vs. Miami (Ohio), 8/31/19
Yards Total Offense	465 vs. Miami (Ohio), 8/31/19
Total Plays	73 vs. Rutgers, 9/7/19
First Downs	26 vs. Miami (Ohio), 8/31/19

Team Defense (Opponents lows)

Points	0 vs. Rutgers, 9/7/19
Rushing Attempts	23 vs. Rutgers, 9/7/19
Net Yards Rushing	59 vs. Miami (Ohio), 8/31/19
Pass Attempts	26 (9 comp.) vs. Rutgers, 9/7/19
Pass Completions	9 (26 att.) vs. Rutgers, 9/7/19
Yards Passing	41 vs. Rutgers, 9/7/19
Yards Total Offense	125 vs. Rutgers, 9/7/19
Total Plays	49 vs. Rutgers, 9/7/19
First Downs	5 vs. Rutgers, 9/7/19

Longest Plays

Run	31	Toren Young vs. Rutgers, 9/7/19
Reception	48	Ihmir Smith-Marsette vs. Rutgers, 9/7/19
Field Goal	46	Keith Duncan vs. Rutgers, 9/7/19
Interception Return	14	Michael Ojemudia vs. Miami (Ohio), 8/31/19
Fumble Return	--	
Punt Return	16	Nico Ragaini vs. Rutgers, 9/7/19
Kickoff Return	19	Ihmir Smith-Marsette vs. Miami (Ohio), 8/31/19
Scoring drive	97 (11 plays, 5:37)	vs. Rutgers, 9/7/19
Non-scoring drive	49 (6 plays, 3:31)	vs. Miami (Ohio), 8/31/19





IOWA FOOTBALL

32 Bowl Games 11 Big Ten Championships 27 Consensus All-Americans 14 CFB Hall of Fame Inductees

A kickoff was returned for a TD . . .

by Iowa -- Jordan Cotton (92 yards), vs. Penn State, 10/21/12
by an opponent -- Will Likely (100 yards), Maryland, 10/31/15

A punt was returned for a TD . . .

by Iowa -- Kyle Groeneweg (returned 61 yards on PR), at Illinois, 11/17/18
by Iowa -- Paki O'Meara (returned 42 yards after block), vs. Eastern Illinois, 9/4/10
by an opponent -- Christian McCaffrey (63 yards), Stanford, 1/1/16
by an opponent -- Tremaine McCollum (returned six yards after block), Florida, 1/2/06

Two punts were returned for a TD . . .

by Iowa -- Kevonte Martin-Manley (83 and 63 yards), vs. Western Michigan, 9/21/13

A punt was blocked . . .

by Iowa -- A.J. Epenesa at Illinois, 11/17/18
by an opponent -- Jauan Wesley vs. Northern Illinois, 9/1/18

A punt was blocked and returned for a TD...

by Iowa -- Ben Niemann vs. Northwestern, 11/1/14
by an opponent -- Ryan Lewis (block), Pat Amara, Jr., return (TD) vs. Pittsburgh, 9/19/15

A field goal was blocked...

by Iowa -- Anthony Nelson vs. Penn State, 9/23/17
by an opponent -- Rickey Neal vs. Northern Iowa, 9/15/18

An interception was returned for a TD . . .

by Iowa -- Geno Stone (24 yards) at Penn State, 10/27/18
by an opponent -- Chauncey Gardner, Jr., (58 yards), vs. Florida, 1/2/17

Two interceptions were returned for a TD . . .

by Iowa (individual) -- Josh Jackson (43 yards, 52 yards) at Wisconsin, 11/11/17
by Iowa (team) -- Josey Jewell (34 yards), Bo Bower (88 yards) vs. North Texas, 9/26/15

A fumble was returned for a TD . . .

by Iowa -- A.J. Epenesa (19 yards) at Illinois, 11/17/18
by an opponent -- Blake Dueitt (35 yards), vs. Ball State, 9/6/14

A blocked PAT attempt was returned for a score . . .

by Iowa -- D.J. Johnson (99 yards), at Penn State, 9/28/02
by an opponent -- Jason Simmons (85 yards), at Ohio State, 11/2/91

A safety was scored . . .

by Iowa -- (2) at Penn State, 10/27/18 on Dominique Daffney blocked punt & PSU bad snap
by an opponent -- Shareef Miller TFL on Akrum Wadley rush vs. Penn State, 9/23/17

A player rushed for over 200 yards . . .

by Iowa -- Akrum Wadley (26-204), at Northwestern, 10/17/15
by an opponent -- Saquon Barkley (28-211), Penn State, 9/23/17

Iowa had two 100 yard receivers...

T.J.Hockenson (4-107-2), Noah Fant (4-101-1), at Indiana, 10/13/18

A player passed for over 300 yards . . .

by Iowa -- Nate Stanley (320), at Indiana, 10/13/18
by an opponent -- Jacob Park (347), Iowa State, 9/9/17

A player scored four TDs . . .

by Iowa -- Akrum Wadley (4 rush), at Northwestern, 10/17/15
by an opponent -- Darnell Autry (3 rush, 1 rec.), Northwestern, 11/9/96

A team rushed for over 400 yards . . .

by Iowa -- vs. Tulsa (408 yards), 9/13/97
by an opponent -- Indiana (433 yards), 9/30/00

A team passed for over 400 yards . . .

by Iowa -- vs. Indiana (426 yards), 10/23/99
by an opponent -- Purdue (458 yards), 10/15/16

A team gained over 600 yards of total offense . . .

by Iowa -- vs. Minnesota (613 yards), 11/19/05
by an opponent -- Wisconsin (604 yards), 11/13/99

A team scored over 50 points . . .

by Iowa -- at Illinois (63 points), 11/17/18
by an opponent -- at Minnesota (51 points), 11/8/14

A team was held under 75 yards rushing . . .

by Iowa -- vs. Miami (Ohio) -- 25-59 yards, 8/31/19
by an opponent -- vs. Mississippi State (20-(-15)), 1/1/19

A team was held under 100 yards passing . . .

by Iowa -- Rutgers (47 yards), 9/7/19
by an opponent -- Maryland (86 yards), 10/20/18

A team was held at/under 200 yards of total offense . . .

by Iowa -- Rutgers (125 yards), 9/7/19
by an opponent -- vs. Mississippi State (199 yards), 1/1/19

Iowa scored 3 or more non-offensive touchdowns . . .

by Iowa -- vs. Western Michigan (2 punts, 2 interceptions), 9/21/13

Iowa recovered an onside kick . . .

by Iowa -- first quarter vs. Illinois, 10/7/17

LARGEST MARGINS

Iowa Victories

Opponent, Year	Score	Mar.
Iowa Teachers, 1914	95-0	95
Coe, 1908	92-0	92
Iowa Wesleyan, 1890	91-0	91
Cornell, 1904	88-0	88
Cornell, 1913	76-0	76
Des Moines, 1905	72-0	72
Northwestern, 1913	78-6	72
Grinnell, 1904	69-0	69
Iowa Teachers, 1900	68-0	68
Northern Iowa, 1997	66-0	66
Northwestern, 1981	64-0	64
at Illinois, 2018	63-0	63
Cornell, 1920	63-0	63
Indiana, 1997	62-0	62
UTEP, 1986	69-7	62
Grinnell, 1900	63-2	61
Washington (Mo.), 1902	61-0	61
Knox, 1922	61-0	61
Cornell, 1894	60-0	60
Indiana, 1913	60-0	60
North Dakota St., 1947	59-0	59
Illinois, 1985	59-0	59
Cornell, 1891	64-6	58
Illinois, 1899	58-0	58
Drake, 1985	58-0	58
Upper Iowa, 1900	57-0	57
Western Michigan, 2013	59-3	56
Ball State, 2005	56-0	56
Coe, 1893	56-0	56
Purdue, 1922	56-0	56
Utah State, 1957	70-14	56
Minnesota, 2008	55-0	55
Ripon, 1928	61-6	55
Iowa State, 1985	57-3	54
Northern Illinois, 1986	57-3	54
Cincinnati, 1990	63-10	53
Kansas State, 1959	53-0	53
Northwestern, 2002	62-10	52
Kent State, 2001	51-0	51
Minnesota, 1983	61-10	51
Northern Illinois, 1991	58-7	51

Iowa Defeats

Opponent, year	Score	Mar.
Michigan, 1902	0-107	107
Illinois, 1902	0-80	80
Minnesota, 1903	0-75	75
Minnesota, 1916	0-67	67
Ohio State, 1950	21-83	62
Denver A.C., 1893	0-58	58
Nebraska, 1980	0-57	57
Michigan, 1971	7-63	56
Michigan, 1970	0-55	55
USC, 1976	0-55	55
Kansas, 1895	0-54	54
Minnesota, 1936	0-52	52
Notre Dame, 1967	6-56	50
Illinois, 1973	0-50	50





IOWA FOOTBALL

32 Bowl Games 11 Big Ten Championships 27 Consensus All-Americans 14 CFB Hall of Fame Inductees

OFFENSE

Opponent	WR	TE/WR	LT	LG	C	RG	RT	QB	RB	FB/TE	WR
Miami (Ohio)	Smith	Wieting	Jackson	La. Paulsen	Linderbaum	Le. Paulsen	Wirfs	Stanley	Sargent	Beyer	Smith-Marsette
Rutgers	Smith	Tracy	Wirfs	La. Paulsen	Linderbaum	Schott	Le. Paulsen	Stanley	Sargent	Ross	Smith-Marsette
at Iowa State											
MTSU											
at Michigan											
Penn State											
Purdue											
at N'western											
at Wisconsin											
Minnesota											
Illinois											
at Nebraska											
Consec. Starts	5	1	14	2	2	1	2	28	6	1	3
Career Starts	14	1	22	2	2	1	5	28	6	2	8

DEFENSE

Opponent	RE	DT	DT	LE	WLB	MLB	OLB/CASH	CB	CB	SS	FS
Miami (Ohio)	Epenesa	Reiff	Lattimore	Golston	Colbert	Welch	Johnson	Ojemudia	Hankins	Stone	Merriweather
Rutgers	Epenesa	Reiff	Lattimore	Golston	Colbert	Welch	Niemann	Ojemudia	Hankins	Stone	Koerner
at Iowa State											
MTSU											
at Michigan											
Penn State											
Purdue											
at N'western											
at Wisconsin											
Minnesota											
Illinois											
at Nebraska											
Consec. Starts	2	2	2	2	11	2	1	3	6	3	1
Career Starts	2	2	8	2	12	8	6	12	12	10	1

Offense Career Starts		Defense Career Starts	
Quarterback	Nate Stanley (28)	Offensive Line	Cole Banwart (7) Alaric Jackson (25) Tyler Linderbaum (2) Landan Paulsen (2) Levi Paulsen (5) Kyler Schott (1) Tristian Wirfs (22)
Wide Receiver	Tyrone Tracy, Jr. (1) Brandon Smith (14) Ihmir Smith-Marsette (8)	Defensive End	A.J. Epenesa (2) Chauncey Golston (2)
Running Back	Ivory Kelly-Martin (6) Mekhi Sargent (6) Toren Young (4)	Defensive Line	Cedrick Lattimore (8) Brady Reiff (2)
Fullback	Brady Ross (2)	Linebacker	Djimon Colbert (12) D.J. Johnson (1) Amani Jones (1) Nick Niemann (6) Kristian Welch (8)
Tight End	Nate Wieting (8)	Defensive Back	Julius Brents (5) Matt Hankins (12) Jack Koerner (1) Kaevon Merriweather (1) Riley Moss (6) Michael Ojemudia (12) Geno Stone (10)





IOWA FOOTBALL

32 Bowl Games 11 Big Ten Championships 27 Consensus All-Americans 14 CFB Hall of Fame Inductees

Opponent	Plays	Yards	T.O.P.	Result	Qtr.	Play
Miami (Ohio) (6)	13	79	6:50	FG	1	Duncan, 21-yd. FG
	9	79	3:34	TD	2	B. Smith, 9-yd pass from Stanley
	7	82	3:20	TD	3	Martin, 9-yd pass from Stanley
	3	56	1:35	TD	3	Sargent, 2-yd. run
	13	75	6:57	TD	4	Young, 2-yd. run
	6	23	2:44	TD	4	Smith-Marsette, 6-yd. pass from Stanley
Iowa Avg. Drive	8.5	65.7	4:30			
Rutgers (6)	5	75	2:42	TD	1	Smith-Marsette, 58-yd. pass from Stanley
	11	97	5:37	TD	2	Tracy, Jr., 7-yd. pass from Stanley
	6	16	2:48	FG	2	Duncan, 46-yd. FG
	5	29	2:58	FG	2	Duncan, 19-yd. FG
	2	56	0:48	TD	3	Smith-Marsette, 23-yd. pass from Stanley
	7	61	3:42	FG	4	Duncan, 43-yd. FG
	Iowa Avg. Drive	6.0	55.7	3:19		
Season Avg. (12)	7.3	60.7	3:35			

LONGEST DRIVES

Plays: 13, 2X, last vs. Miami, Ohio (13-79; 13-75), 8/31/19

Yards: 97 (11 plays, 5:37) vs. Rutgers, 9/7/19

Time of Possession: 6:57 (13-75) vs. Miami, Ohio, 8/31/19

DRIVE ANALYSIS

Distance Length (minus)	Iowa		Opponent	
	TD	FG	TD	FG
0-9	0	0	0	0
10-19	0	1	0	0
20-29	1	1	0	0
30-39	0	0	0	0
40-49	0	0	0	0
50-59	2	0	0	0
60-69	1	1	1	0
70-79	3	1	1	0
80-89	1	0	0	0
90-99	1	0	0	0

GAME OPENING DRIVES

Game	Iowa			Opponent		
	Pts	Plys	Yds	Pts	Plys	Yds
Miami (OH)	0	9	39	0	4	8
Rutgers	7	5	75	0	6	30
at ISU						
MTSU						
at Michigan						
Penn St.						
Purdue						
at N'western						
at Wisc.						
Minnesota						
Illinois						
at Nebraska						

SECOND HALF OPENING DRIVES

Game	Iowa			Opponent		
	Pts	Plys	Yds	Pts	Plys	Yds
Miami (OH)	7	7	82	0	3	(-1)
Rutgers	0	6	32	0	3	5
at ISU						
MTSU						
at Michigan						
Penn St.						
Purdue						
at N'western						
at Wisc.						
Minnesota						
Illinois						
at Nebraska						

3rd Down and...

IOWA													OPPONENTS															
YARDS	M-OH	RUT	ISU	MTSU	UM	PSU	PUR	NW	WIS	MINN	ILL	NEB	TOTAL	YARDS	M-OH	RUT	ISU	MTSU	UM	PSU	PUR	NW	WIS	MINN	ILL	NEB	TOTAL	
1-3	3-6	1-3	0-0	0-0	0-0	0-0	0-0	0-0	0-0	0-0	0-0	0-0	4-9	1-3	2-3	1-3	0-0	0-0	0-0	0-0	0-0	0-0	0-0	0-0	0-0	0-0	0-0	3-6
4-6	5-7	1-4	0-0	0-0	0-0	0-0	0-0	0-0	0-0	0-0	0-0	0-0	6-11	4-6	1-5	1-2	0-0	0-0	0-0	0-0	0-0	0-0	0-0	0-0	0-0	0-0	0-0	2-7
7-9	0-0	0-2	0-0	0-0	0-0	0-0	0-0	0-0	0-0	0-0	0-0	0-0	0-2	7-9	0-1	0-6	0-0	0-0	0-0	0-0	0-0	0-0	0-0	0-0	0-0	0-0	0-0	0-7
10-14	0-0	0-4	0-0	0-0	0-0	0-0	0-0	0-0	0-0	0-0	0-0	0-0	0-4	10-14	1-2	0-3	0-0	0-0	0-0	0-0	0-0	0-0	0-0	0-0	0-0	0-0	0-0	1-5
15+	1-1	0-0	0-0	0-0	0-0	0-0	0-0	0-0	0-0	0-0	0-0	0-0	1-1	15+	0-1	0-0	0-0	0-0	0-0	0-0	0-0	0-0	0-0	0-0	0-0	0-0	0-0	0-1
TOTAL	9-14	2-13	0-0	0-0	0-0	0-0	0-0	0-0	0-0	0-0	0-0	0-0	11-27	TOTAL	4-12	2-14	0-0	0-0	0-0	0-0	0-0	0-0	0-0	0-0	0-0	0-0	0-0	6-26





IOWA FOOTBALL

32 Bowl Games 11 Big Ten Championships 27 Consensus All-Americans 14 CFB Hall of Fame Inductees

Yards	Type	Player(s)	Opponent
58	Pass	Nate Stanley to Ihmir Smith-Marsette	Rutgers
45	Pass	Nate Stanley to Nico Ragaini	Miami (Ohio)
41	Pass	Nate Stanley to Mekhi Sargent	Miami (Ohio)
33	Pass	Nate Stanley to Tyrone Tracy, Jr.	Rutgers
31	Rush	Toren Young	Rutgers
25	Pass	Nate Stanley to Ihmir Smith-Marsette	Rutgers
25	Pass	Nate Stanley to Ivory Kelly-Martin	Rutgers
23	Pass	Nate Stanley to Ihmir Smith-Marsette	Rutgers
22	Pass	Nate Stanley to Tyrone Tracy	Miami (Ohio)

BY LENGTH		
Yards	No.	TD
20-29	4	1
30-39	2	0
40-49	2	0
50-59	1	1
60-69	0	0
70-79	0	0
80-89	0	0
90+	0	0
TOTAL	9	2

BY PLAY TYPE		
Type	No.	TD
Rushing	1	0
Passing	8	2
Punt Returns	0	0
Kick Returns	0	0
Int. Returns	0	0
Fumble Returns	0	0
Other	0	0
TOTAL	9	2

LONGEST PLAYS OF 2019
RUSHING 31, Toren Young vs. Rutgers, 9/7/19
RUSHING TOUCHDOWN 2, Mekhi Sargent/Toren Young vs. Miami (Ohio), 8/31/19
RECEIVING 58, Ihmir Smith-Marsette vs. Rutgers, 9/7/19
RECEIVING TOUCHDOWN 48, Ihmir Smith-Marsette vs. Rutgers, 9/7/19
PUNT RETURN 16, Nico Ragaini vs. Rutgers, 9/7/19
KICK RETURN 19, Ihmir Smith-Marsette vs. Miami (Ohio), 8/31/19
INTERCEPTION RETURN 14, Michael Ojemudia vs. Miami (Ohio), 8/31/19
FUMBLE RETURN --
PUNT 57, Michael Sleep-Dalton vs. Rutgers, 9/7/19
FIELD GOAL 46, Keith Duncan vs. Rutgers, 9/7/19

GAME-BY-GAME LONGEST PLAYS					
IOWA			OPPONENT		
Yds	Opponent	Player(s)	Yds	Opponent	Player(s)
45	Miami (Ohio)	Nico Ragaini, reception	30	Miami (Ohio)	Luke Mayock (reception)
58	Rutgers	Ihmir Smith-Marsette, reception (TD)	23	Rutgers	Isaih Pacheco (reception)





IOWA FOOTBALL

32 Bowl Games 11 Big Ten Championships 27 Consensus All-Americans 14 CFB Hall of Fame Inductees

IOWA BIG PLAYS

OPPONENT	Rushing			Passing				Special Teams		
	20-29	30-39	40+	20-29	30-39	40-49	50+	FG BLK	XPT BLK	PUNT BLK
Miami (Ohio)	0	0	0	1	0	2	0	0	0	0
Rutgers	0	1	0	3	1	0	1	0	0	0
at Iowa State										
MTSU										
at Michigan										
Penn State										
Purdue										
at Northwestern										
at Wisconsin										
Minnesota										
Illinois										
at Nebraska										
TOTALS	0	1	0	4	1	2	1	0	0	0

OPPONENT BIG PLAYS

OPPONENT	Rushing			Passing				Special Teams		
	20-29	30-39	40+	20-29	30-39	40-49	50+	FG BLK	XPT BLK	PUNT BLK
Miami (Ohio)	0	0	0	3	1	0	0	0	0	0
Rutgers	0	0	0	1	0	0	0	0	0	0
at Iowa State										
MTSU										
at Michigan										
Penn State										
Purdue										
at Northwestern										
at Wisconsin										
Minnesota										
Illinois										
at Nebraska										
TOTALS	0	0	0	4	1	0	0	0	0	0

TURNOVERS FORCED

OPPONENT	Iowa					Opponent			
	FUM	INT	TOT	PTS OFF	MARGIN	FUM	INT	TOT	PTS OFF
Miami (Ohio)	0	1	1	7	0	1	0	1	7
Rutgers	1	2	3	6	+3	0	0	0	0
at Iowa State									
MTSU									
at Michigan									
Penn State									
Purdue									
at Northwestern									
at Wisconsin									
Minnesota									
Illinois									
at Nebraska									
Totals	1	3	4	13	0	1	0	1	7





IOWA FOOTBALL

32 Bowl Games 11 Big Ten Championships 27 Consensus All-Americans 14 CFB Hall of Fame Inductees

IOWA DRIVE CHARTS

MIAMI (OHIO)

QTR.	START	TIME	PLAYS-Yds	TOP	RESULT
1st	IA 25	15:00	9-39	4:28	Downs
	IA 18	8:07	13-79	6:50	FIELD GOAL
2nd	IA 21	11:54	9-79	3:34	TOUCHDOWN
	IA 20	3:59	3-(-6)	1:28	Punt
3rd	IA 18	13:26	7-82	3:20	TOUCHDOWN
	IA 44	8:00	3-56	1:35	TOUCHDOWN
	IA 16	4:44	6-49	3:31	Fumble
4th	IA 25	12:53	13-75	6:57	TOUCHDOWN
	M 23	5:47	6-23	2:44	TOUCHDOWN
	IA 11	0:52	2-10	0:52	Half

RUTGERS

QTR.	START	TIME	PLAYS-Yds	TOP	RESULT
1st	IA 25	15:00	5-75	2:42	TOUCHDOWN
	IA 3	9:13	3-2	1:04	Punt
	IA 11	6:33	6-24	3:15	Punt
	IA 8	1:01	3-0	1:13	Punt
2nd	IA 3	13:50	11-97	5:37	TOUCHDOWN
	R 44	6:38	6-16	2:48	FIELD GOAL
	R 30	2:58	5-29	2:58	FIELD GOAL
3rd	IA 1	12:51	6-32	3:02	Punt
	IA 2	8:19	7-43	3:41	Punt
4th	IA 44	3:38	2-56	0:48	TOUCHDOWN
	IA 14	14:47	7-61	3:42	FIELD GOAL
	IA 19	9:43	4-23	1:36	Punt
	IA 48	5:54	10-24	4:59	Downs

OPPONENT DRIVE CHARTS

MIAMI (OHIO)

QTR.	START	TIME	PLAYS-Yds	TOP	RESULT
1st	M 36	10:32	4-8	2:25	Punt
	M 23	1:17	10-77	4:23	TOUCHDOWN
	M 21	8:20	8-27	4:21	Punt
	IA 45	2:31	3-4	1:53	Punt
	M 25	15:00	3-(-1)	1:34	Punt
	M 25	10:06	5-4	2:06	Punt
	M 25	6:25	5-35	1:41	Punt
	M 40	1:13	10-60	3:20	TOUCHDOWN
	M 25	5:56	1-0	0:09	Interception
	M 25	3:03	3-7	2:11	Punt

RUTGERS

QTR.	START	TIME	PLAYS-Yds	TOP	RESULT
1st	R 14	12:18	6-30	3:05	Punt
	R 41	8:09	3-1	1:36	Punt
	R 40	3:18	6-11	2:17	Punt
2nd	R 50	14:48	3-8	0:58	Punt
	R 25	8:13	3-(-9)	1:35	Punt
	R 25	3:50	3-1	0:52	Interception
3rd	R 25	15:00	3-5	2:09	Punt
	R 26	9:49	4-24	1:30	Punt
	R 9	4:38	3-1	1:00	Punt
	R 25	2:50	7-21	3:03	Interception
4th	R 25	11:05	3-4	1:22	Punt
	R 1	8:07	3-7	2:13	Punt
	R 28	0:55	2-11	0:42	Fumble





IOWA FOOTBALL

32 Bowl Games 11 Big Ten Championships 27 Consensus All-Americans 14 CFB Hall of Fame Inductees

PASSING

Peyton Mansell (So.)

Att: 3 vs. UNI (9/15/18)
Comp: 2, 2X, last vs. UNI (9/15/18)
Yards: 35 vs. Northern Illinois (9/1/18)
Long: 30 vs. Northern Illinois (9/1/18)

Nate Stanley (Sr.)

Att: 49 at Penn State (10/27/18)
Comp: 27, 2X, last vs. Northwestern (11/10/18)
Yards: 333 at Iowa State (9/9/17)
TDs: 6 at Indiana (10/13/18)
Long: 75 vs. Mississippi State (1/1/19)

Spencer Petras (RS Fr.)

Att: 6 vs. Rutgers (9/7/19)
Comp: 3 vs. Rutgers (9/7/19)
Yards: 8 vs. Rutgers (9/7/19)
Long: 9 vs. Rutgers (9/7/19)

Colten Rastetter (Sr.)

Att: 1, 4X, last vs. Nebraska (11/23/18)
Comp: 1, 4X, last vs. Nebraska (11/23/18)
Yards: 18 vs. Ohio State (11/4/17)
TD: 1 at Penn State (10/27/18)

RUSHING

Max Cooper (Jr.)

Att: 1 at Indiana (10/13/18)
Yards: 9 at Indiana (10/13/18)
Long: 9 at Indiana (10/13/18)

Tyler Goodson (Fr.)

Att: 10 vs. Rutgers (9/7/19)
Yards: 53 vs. Rutgers (9/7/19)
Long: 19 vs. Rutgers (9/7/19)

Ivory Kelly-Martin (Jr.)

Att: 24 vs. Maryland (10/20/18)
Yards: 98 vs. Maryland (10/20/18)
Long: 57 at Nebraska (11/24/17)
TD: 2 vs. North Texas (9/16/17)

Peyton Mansell (So.)

Att: 3 vs. Maryland (10/20/18)
Yards: 17 vs. Maryland (10/20/18)
TD: 1 vs. Northern Illinois (9/1/18)
Long: 16 vs. Maryland (10/20/18)

Oliver Martin (So.)

Att: 1 vs. Rutgers (9/7/19)
Yards: 5 vs. Rutgers (9/7/19)
Long: 5 vs. Rutgers (9/7/19)

Nico Ragaini (RS Fr.)

Att: 1 vs. Miami, Ohio (8/31/19)
Yards: 2 vs. Miami, Ohio (8/31/19)
Long: 2 vs. Miami, Ohio (8/31/19)

Colton Rastetter (Sr.)

Att: 1 vs. Ohio State (11/4/17)
Yards: 7 vs. Ohio State (11/4/17)
Long: 7 vs. Ohio State (11/4/17)

Brady Ross (Sr.)

Att: 2, 2X, last vs. Miami, Ohio (8/31/19)
Yards: 5, 2X, last at Minnesota (10/6/18)
Long: 5 at Minnesota (10/6/18)

Mekhi Sargent (Jr.)

Att: 26 vs. Nebraska (11/23/18)
Yards: 173 vs. Nebraska (11/23/18)
Long: 32 vs. Nebraska (11/23/18)
TD: 2, 3X, last at Illinois (11/17/18)

Ihmir Smith-Marsette (Jr.)

Att: 2 at Northwestern (10/21/17)
Yards: 20 vs. Wisconsin (9/22/18)
Long: 20 vs. Wisconsin (9/22/18)

Nate Stanley (Sr.)

Att: 8 vs. Purdue (11/18/17)
Yards: 20 vs. Miami, Ohio (8/31/19)
Long: 16 vs. Miami, Ohio (8/31/19)
TD: 1 at Purdue (11/3/18)

Tyrone Tracy, Jr. (RS Fr.)

Att: 1, 2X, last vs. Rutgers (9/7/19)
Yards: 9 vs. Rutgers (9/7/19)
Long: 9 vs. Rutgers (9/7/19)

Tristan Wirfs (Jr.)

Att: 1 at Penn State (10/27/18)
Yards: 15 at Penn State (10/27/18)
Long: 15 at Penn State (10/27/18)

Toren Young (Jr.)

Att: 21 vs. Iowa State (9/8/18)
Yards: 96 at Indiana (10/13/18)
Long: 40 vs. Northern Illinois (9/1/18)
TD: 2 at Illinois (11/17/18)

RECEIVING

Shaun Beyer (Jr.)

Catches: 3 vs. Miami, Ohio (8/31/19)
Yards: 30 vs. Miami, Ohio (8/31/19)
Long: 18 vs. Miami, Ohio (8/31/19)

Max Cooper (Jr.)

Catches: 1, 3X, last vs. UNI (9/15/18)
Yards: 7 vs. UNI (9/15/18)
Long: 7 vs. UNI (9/15/18)

A.J. Epenesa (Jr.)

Catches: 1 at Michigan State (9/30/17)
Yards: 15 at Michigan State (9/30/17)
Long: 15 at Michigan State (9/30/17)

Tyler Goodson (Fr.)

Catches: 1, 2X, last vs. Rutgers (9/7/19)
Yards: 4 vs. Miami, Ohio (8/31/19)
Long: 4 vs. Miami, Ohio (8/31/19)

Ivory Kelly-Martin (Jr.)

Catches: 3 vs. Northwestern (11/10/18)
Yards: 40 at Minnesota (10/6/18)
TD: 1 vs. Illinois (10/7/17)
Long: 25, 2X, last vs. Rutgers (9/7/19)

Oliver Martin (So.)

Catches: 2, 2X, last vs. Rutgers (9/7/19)
Yards: 14 vs. Miami, Ohio (8/31/19)
Long: 9, 2X, last vs. Rutgers (9/7/19)
TD: 1 vs. Miami, Ohio (8/31/19)

Nico Ragaini (RS Fr.)

Catches: 3 vs. Rutgers (9/7/19)
Yards: 45 vs. Miami, Ohio (8/31/19)
Long: 45 vs. Miami, Ohio (8/31/19)

Brady Ross (Sr.)

Catches: 1, 7X, last vs. Miami, Ohio (8/31/19)
Yards: 11 vs. Wisconsin (9/22/18)
Long: 11 vs. Wisconsin (9/22/18)

Mekhi Sargent (Jr.)

Catches: 4, 2X, last vs. Miami, Ohio (8/31/19)
Yards: 65 vs. Miami, Ohio (8/31/19)
TD: 1 vs. Nebraska (11/23/18)
Long: 48 vs. UNI (9/15/18)

Brandon Smith (Jr.)

Catches: 5 at Minnesota (10/6/18)
Yards: 68 at Minnesota (10/6/18)
TD: 1, 3X, last vs. Miami, Ohio (8/31/19)
Long: 30 vs. Iowa State (9/8/18)

Ihmir Smith-Marsette (Jr.)

Catches: 4, 5X, last vs. Rutgers (9/7/19)
Yards: 113 vs. Rutgers (9/7/19)
TD: 2, 2X, last vs. Rutgers (9/7/19)
Long: 60 at Minnesota (10/6/18)

Tyrone Tracy (RS Fr.)

Catches: 3 vs. Rutgers (9/7/19)
Yards: 42 vs. Rutgers (9/7/19)
TD: 1 vs. Rutgers (9/7/19)
Long: 33 vs. Rutgers (9/7/19)

Nate Wieting (Sr.)

Catches: 1, 3X, last at Purdue (11/3/18)
Yards: 30 vs. Northern Illinois (9/1/18)
Long: 30 vs. Northern Illinois (9/1/18)

Toren Young (Jr.)

Catches: 2, 2X, last vs. Mississippi St. (1/1/19)
Yards: 23 at Northwestern (10/21/17)
TD: 1 at Indiana (10/13/18)
Long: 23 at Northwestern (10/21/17)

DEFENSE

Seth Benson (RS Fr.)

Tackles: 4 vs. Miami, Ohio (8/31/19)
Solo: 2 vs. Miami, Ohio (8/31/19)
Asst: 2 vs. Miami, Ohio (8/31/19)

Shaun Beyer (Jr.)

Tackles: 1 at Penn State (10/27/18)
Solo: at Penn State (10/27/18)

Julius Brents (So.)

Tackles: 4 vs. Wisconsin (9/22/18)
Solo: 3 at Penn State (10/27/18)
Asst: 2, 2X, last at Minnesota (10/6/18)
INT: 1 at Minnesota (10/6/18)
PB: 2 at Minnesota (10/6/18)





IOWA FOOTBALL

32 Bowl Games 11 Big Ten Championships 27 Consensus All-Americans 14 CFB Hall of Fame Inductees

Djimon Colbert (So.)

Tackles: 8, 2X, last vs. Miami, Ohio (8/31/19)
Solo: 6 vs. Miami, Ohio (8/31/19)
Asst: 5 at Minnesota (10/6/18)
INT: 1 vs. Rutgers (9/7/19)
TFL: 1, 2X, last vs. Miami, Ohio (8/31/19)
PB: 1, 2X, last vs. Miami, Ohio (8/31/19)

Max Cooper (Jr.)

Tackles: 1 vs. UNI (9/15/18)
Solo: 1 vs. UNI (9/15/18)

Dillon Doyle (RS Fr.)

Tackles: 2 vs. Rutgers (9/7/19)
Solo: 1 vs. Rutgers (9/7/19)
Asst: 1, 3X, last vs. Rutgers (9/7/19)

Wes Dvorak (Sr.)

Tackles: 1, 3X, last vs. Rutgers (9/7/19)
Solo: 1 vs. Ohio State (11/4/17)
Asst: 1, 2X, last vs. Rutgers (9/7/19)

A.J. Epenesa (Jr.)

Tackles: 8 at Illinois (11/17/18)
Solo: 5 at Illinois (11/17/18)
Asst: 3, 2X, last at Illinois (11/17/18)
Sacks: 2 vs. Iowa State (9/8/18)
TFL: 3.5 at Illinois (11/17/18)
FF: 1, 5X, last vs. Mississippi State (1/1/19)
FR: 1 at Illinois (11/17/18)
QH: 4 vs. Rutgers (9/7/19)
PB: 1, 6X, last vs. Miami, Ohio (8/31/19)
Punt Block: 1 at Illinois (11/17/18)

Chauncey Golston (Jr.)

Tackles: 5 vs. Northwestern (11/10/18)
Solo: 3, 4X, last vs. Rutgers (9/7/19)
Asst: 3, 3X, last vs. Northwestern (11/10/18)
Sack: 1, 3X, last vs. Northwestern (11/10/18)
TFL: 2 at Illinois (11/17/18)
FR: 1, 3X, last vs. Mississippi State (1/1/19)
INT: 1 vs. Mississippi State (1/1/19)
QH: 1, 3X, last vs. Nebraska (11/23/18)
PB: 1 at Illinois (11/17/18)

Matt Hankins (Jr.)

Tackles: 10 vs. Nebraska (11/23/18)
Solo: 7, 2X, last vs. Mississippi State (1/1/19)
Asst: 4 vs. Boston College (12/27/17)
PB: 2 vs. Miami, Ohio (8/31/19)

Amani Jones (Sr.)

Tackles: 9 at Minnesota (10/6/18)
Solo: 5 at Minnesota (10/6/18)
Asst: 4 at Minnesota (10/6/18)
Sack: 1, 2X, last vs. Miami, Ohio (8/31/19)
TFL: 2 at Minnesota (10/6/18)
PB: 1 at Purdue (10/15/16)

Ivory Kelly-Martin (Jr.)

Tackles: 1, 4X, last at Wisconsin (11/11/17)
Solo: 1, 2X, last at Wisconsin (11/11/17)
Asst: 1, 2X, last vs. Minnesota (10/28/17)

Jack Koerner (So.)

Tackles: 4 vs. Rutgers (9/7/19)
Solo: 2 vs. Rutgers (9/7/19)
Asst: 2 vs. Rutgers (9/7/19)

Cedrick Lattimore (Sr.)

Tackles: 5 vs. Miami, Ohio (8/31/19)
Solo: 3, 3X, last vs. Miami, Ohio (8/31/19)
Asst: 3 vs. Boston College (12/27/17)
Sack: 1, 3X, last vs. UNI (9/15/18)
TFL: 1, 3X, last vs. UNI (9/15/18)
FF: 1 at Illinois (11/19/16)
QH: 1, 3X, last vs. Rutgers (9/7/19)

Peyton Mansell (So.)

Tackles: 1 vs. UNI (9/15/18)
Solo: 1 vs. UNI (9/15/18)

Kaevon Merriweather (So.)

Tackles: 5 vs. Miami, Ohio (8/31/19)
Solo: 2 vs. Miami, Ohio (8/31/19)
Asst: 3 vs. Miami, Ohio (8/31/19)
PB: 1 vs. Miami, Ohio (8/31/19)

John Milani (Sr.)

Tackles: 2, 3X, last at Illinois (11/17/18)
Solo: 2 at Purdue (11/3/18)
Asst: 1, 5X, last vs. Rutgers (9/7/19)

Riley Moss (So.)

Tackles: 6 at Indiana (10/13/18)
Solo: 6 at Indiana (10/13/18)
Asst: 2 vs. Maryland (10/20/18)
INT: 2 at Minnesota (10/6/18)
PB: 2 vs. Maryland (10/20/18)

Nick Niemann (Jr.)

Tackles: 10 vs. Wisconsin (9/22/18)
Solo: 4 vs. Northern Illinois (9/1/18)
Asst: 7 vs. Wisconsin (9/22/18)
Sack: 1 vs. Iowa State (9/8/18)
TFL: 1, 2X, last vs. Iowa State (9/8/18)
QH: 1, 2X, last vs. Rutgers (9/7/19)

Daviyon Nixon (So.)

Tackles: 2 vs. Rutgers (9/7/19)
Solo: 2 vs. Rutgers (9/7/19)
Asst: 1 vs. Miami, Ohio (8/31/19)
QH: 1 vs. Rutgers (9/7/19)

Michael Ojemudia (Sr.)

Tackles: 8, 2X, last vs. Mississippi State (1/1/19)
Solo: 6 vs. Illinois (10/7/17)
Asst: 4, 2X, last vs. Wisconsin (9/22/18)
TFL: 0.5 vs. Wisconsin (9/22/18)
INT: 1, 5X, last vs. Rutgers (9/7/19)
PB: 2, 2X, last vs. Nebraska (11/23/18)

Landan Paulsen (Sr.)

Tackles: 1 vs. Miami, Ohio (8/31/19)
Solo: 1 vs. Miami, Ohio (8/31/19)

Brady Reiff (Sr.)

Tackles: 5 vs. Miami, Ohio (8/31/19)
Solo: 3 vs. Miami, Ohio (8/31/19)
Asst: 3 at Wisconsin (11/11/17)
Sack: 1, 2X, last vs. UNI (9/15/18)
TFL: 1, 2X, last vs. UNI (9/15/18)
INT: 1 vs. Wyoming (9/2/17)
QH: 1, 2X, last vs. Miami, Ohio (8/31/19)
PB: 1, 3X, last vs. Purdue (11/18/17)
FF: 1 vs. Ohio State (11/4/17)

Terry Roberts (RS Fr.)

Tackles: 2 vs. Miami, Ohio (8/31/19)
Solo: 1 vs. Miami, Ohio (8/31/19)
Asst: 1, 2X, last vs. Rutgers (9/7/19)

Brady Ross (Sr.)

Tackles: 2 vs. Boston College (12/27/17)
Solo: 1, 7X, last at Minnesota (10/6/18)
Asst: 1 vs. Boston College (12/27/17)
FR: 1 vs. Michigan (11/12/16)

Mekhi Sargent (Jr.)

Tackles: 1 at Illinois (11/17/18)
Solo: 1 at Illinois (11/17/18)

Noah Shannon (RS Fr.)

Tackles: 1, 2X, last vs. Rutgers (9/7/19)
Solo: 1 vs. Rutgers (9/7/19)
Asst: 1 vs. Miami, Ohio (8/31/19)
FF: 1 vs. Rutgers (9/7/19)
FR: 1 vs. Rutgers (9/7/19)

Ihmir Smith-Marsette (Jr.)

Tackles: 1 at Minnesota (10/6/18)
Solo: 1 at Minnesota (10/6/18)

Nate Stanley (Sr.)

Tackles: 1, 2X, last vs. Mississippi State (1/1/19)
Solo: 1, 2X, last vs. Mississippi State (1/1/19)

Geno Stone (Jr.)

Tackles: 8 at Nebraska (11/24/17)
Solo: 7 at Purdue (11/3/18)
Asst: 6 at Nebraska (11/24/17)
TFL: 1 at Indiana (10/13/18)
FF: 1 at Indiana (10/13/18)
INT: 1, 5X, last vs. Northwestern (11/10/18)
PB: 1, 2X, last at Illinois (11/17/18)

Jackson Subbert (Sr.)

Tackles: 1, 2X, last at Minnesota (10/6/18)
Solo: 1, 2X, last at Minnesota (10/6/18)

Barrington Wade (Jr.)

Tackles: 1, 4X, last vs. Rutgers (9/7/19)
Solo: 1 vs. Northwestern (11/10/18)
Asst: 1, 3X, last vs. Rutgers (9/7/19)

Kristian Welch (Sr.)

Tackles: 11 vs. Northern Illinois (9/1/18)
Solo: 7 vs. Northern Illinois (9/1/18)
Asst: 4, 5X, last vs. Miami, Ohio (8/31/19)
Sacks: 1 vs. Northern Illinois (9/1/18)
TFL: 1 vs. Northern Illinois (9/1/18)
FF: 1 vs. Northern Illinois (9/1/18)
INT: 1, 2X, last at Illinois (11/17/18)
FR: 1 vs. UNI (9/15/18)
QH: 1 vs. Rutgers (9/7/19)
PB: 1 at Indiana (10/13/18)

Tristan Wirfs (Jr.)

Tackles: 1 at Penn State (10/27/18)
Solo: at Penn State (10/27/18)

Devonte Young (Sr.)

Tackles: 2 vs. Rutgers (9/7/19)
Solo: 1, 3X, last vs. Rutgers (9/7/19)
Asst: 1, 3X, last vs. Rutgers (9/7/19)





IOWA FOOTBALL

32 Bowl Games 11 Big Ten Championships 27 Consensus All-Americans 14 CFB Hall of Fame Inductees

PUNT RETURNS

Max Cooper (Jr.)

Returns: 1 at Nebraska (11/24/17)
Yards: 12 at Nebraska (11/24/17)
Long: 12 at Nebraska (11/24/17)

Nico Ragaini (RS Fr.)

Returns: 2, 2X, last vs. Rutgers (9/7/19)
Yards: 16 vs. Miami, Ohio (8/31/19)
Long: 16 vs. Rutgers (9/7/19)

KICKOFF RETURNS

Amani Jones (Sr.)

Returns: 1 at Michigan State (9/30/17)
Yards: 15 at Michigan State (9/30/17)
Long: 15 at Michigan State (9/30/17)

Ivory Kelly-Martin (Jr.)

Returns: 3, 3X, last at Wisconsin (11/11/17)
Yards: 67 vs. Penn State (9/23/17)
Long: 35 at Michigan State (9/30/17)

Brady Ross (Sr.)

Returns: 1, 2X, last at Purdue (10/15/16)
Yards: 13 vs. North Dakota St. (9/17/16)
Long: 13 vs. North Dakota St. (9/17/16)

Ihmir Smith-Marsette (Jr.)

Returns: 5 vs. Mississippi State (1/1/19)
Yards: 150 vs. Mississippi State (1/1/19)
Long: 74 at Nebraska (11/24/17)

Devonte Young (Sr.)

Returns: 1, 3X, last vs. Nebraska (11/23/18)
Yards: 24 at Indiana (10/13/18)
Long: 24 at Indiana (10/13/18)

SPECIALISTS

Keith Duncan (Jr.)

FG: 3 vs. Rutgers (9/7/19)
FGA: 3, 2X, last vs. Rutgers (9/7/19)
PAT: 7 at Purdue (10/15/16)
Long: 46 vs. Rutgers (9/7/19)

Ryan Gersonde (So.)

Punts: 5, 2X, last vs. Minnesota (10/28/17)
Yards: 263 at Northwestern (10/21/17)
Avg.: 52.6 at Northwestern (10/21/17)
Long: 61 at Northwestern (10/21/17)

Colten Rastetter (Sr.)

Punts: 9 at Wisconsin (11/11/17)
Yards: 362 at Wisconsin (11/11/17)
Avg.: 55.0 at Northwestern (10/21/17)
Long: 69 vs. Northern Illinois (9/1/18)

Michael Sleep-Dalton (Sr.)

Punts: 6 vs. Rutgers (9/7/19)
Yards: 290 vs. Rutgers (9/7/19)
Avg: 48.3 vs. Rutgers (9/7/19)
Long: 57 vs. Rutgers (9/7/19)

Nate Stanley (Sr.)

Punts: 1, 5X, last at Illinois (11/17/18)
Yards: 47 vs. Ohio State (11/4/17)
Avg: 47.0 vs. Ohio State (11/4/17)
Long: 47 vs. Ohio State (11/4/17)





IOWA FOOTBALL

32 Bowl Games 11 Big Ten Championships 27 Consensus All-Americans 14 CFB Hall of Fame Inductees

MOST POINTS

- 63 at Illinois.....11-17-18
- 62 vs. North Texas.....9-25-15
- 62 vs. Northwestern.....11-9-02
- 59 vs. Western Michigan.....9-21-13
- 59 vs. Northwestern.....11-10-01
- 57 vs. Akron.....8-31-02
- 56 at Nebraska.....11-24-17
- 56 vs. Ball State.....9-3-05
- 56 vs. Buffalo.....9-6-03

FEWEST POINTS ALLOWED

- 0 vs. Rutgers.....9-7-19**
- 0 at Illinois.....11-17-18
- 0 vs. Maryland.....10-20-18
- 0 at Illinois.....11-19-16
- 0 vs. Ball State.....9-26-10
- 0 vs. Minnesota.....11-21-09
- 0 at Minnesota.....11-22-08
- 0 vs. Florida International.....9-6-08
- 0 vs. Syracuse.....9-8-07
- 0 vs. Ball State.....9-3-05
- 0 vs. Kent State.....9-1-01
- 0 vs. Northern Illinois.....9-18-99

MOST FIRST DOWNS

- 30 vs. Kent State.....9-1-01
- 29 at Iowa State.....9-9-17
- 29 vs. Indiana.....9-30-00
- 29 vs. Indiana.....10-23-99
- 28 vs. North Texas.....9-16-17
- 28 at Purdue.....11-9-13
- 28 vs. Louisiana-Monroe.....9-24-11
- 28 vs. Ball State.....9-26-10
- 28 at Indiana.....10-11-08
- 28 vs. Minnesota.....11-19-05
- 28 vs. Buffalo.....9-6-03

FEWEST FIRST DOWNS ALLOWED

- 5 vs. Rutgers.....9-7-19**
- 5 vs. Syracuse.....9-8-07
- 6 vs. Eastern Illinois.....9-4-10
- 6 at Minnesota.....11-22-08
- 6 vs. Penn State.....10-23-04
- 7 vs. Maryland.....10-20-18
- 8 vs. Ball State.....9-26-10
- 8 vs. Arizona.....9-19-09
- 9 at Purdue.....9-27-14
- 9 vs. Western Michigan.....9-21-13
- 9 vs. Georgia Tech.....1-5-10
- 9 vs. Penn State.....10-25-03

MOST RUSHING ATTEMPTS

- 60 at Iowa State.....9-14-13
- 60 vs. Kent State.....9-4-04
- 59 vs. North Texas.....9-16-17
- 59 vs. Northwestern.....11-10-01
- 58 vs. Western Michigan.....9-21-13
- 58 vs. Missouri State.....9-7-13
- 56 vs. Minnesota.....11-16-02
- 55 at Illinois.....11-15-14
- 53 at Purdue.....10-15-16
- 53 vs. Minnesota.....11-17-01
- 52 vs. Maryland.....10-20-18
- 52 at Purdue.....11-9-13

FEWEST RUSHING ATT., OPPONENT

- 17 by North Texas.....9-16-17
- 17 by Miami (Ohio).....9-7-02
- 19 by Kent State.....9-4-05
- 20 by Western Michigan.....9-21-13
- 20 by Michigan State.....10-30-10
- 20 by Michigan.....10-26-02
- 20 by Utah State.....9-21-02
- 20 by Texas Tech.....11-29-01

MOST RUSHING YARDS

- 376 vs. Akron.....8-31-02
- 365 at Purdue.....10-15-16
- 365 vs. Minnesota.....11-16-02
- 318 at Purdue.....11-9-13
- 313 at Nebraska.....11-24-17
- 304 at Illinois.....11-15-14
- 301 vs. Illinois.....10-1-05
- 300 vs. Utah State.....9-21-02
- 298 vs. Missouri State.....9-7-13
- 294 at Northwestern.....10-17-15

FEWEST RUSHING YARDS ALLOWED

- 13 vs. Kent State.....9-4-04
- 6 vs. Northern Iowa.....9-15-18
- 7 at Minnesota.....11-22-08
- 10 vs. Montana.....9-2-06
- 14 vs. Miami (Ohio).....9-7-02
- 19 vs. Iowa State.....9-8-18
- 19 vs. Wisconsin.....10-12-05

MOST PASSES ATTEMPTED

- 61 vs. Indiana.....10-23-99
- 56 at Maryland.....10-18-14
- 55 vs. Ball State.....9-6-14
- 55 vs. Florida.....1-1-06
- 50 at Penn State.....10-27-18
- 51 vs. Minnesota.....11-20-99
- 48 vs. Pittsburgh.....9-17-11
- 47 vs. Michigan State.....11-12-11
- 46 vs. Michigan State.....10-5-13
- 46 vs. Purdue.....11-6-04

MOST PASSES COMPLETED

- 36 vs. Indiana.....9-30-99
- 35 vs. Ball State.....9-6-14
- 32 at Maryland.....10-18-14
- 32 vs. Florida.....1-1-06
- 31 vs. Northern Iowa.....8-30-14
- 31 vs. Pittsburgh.....9-17-11
- 30 vs. Indiana.....9-30-00
- 29 vs. Ohio State.....10-30-99
- 28 vs. Minnesota.....11-20-99

FEWEST PASSES ATT., OPPONENT

- 9 by Georgia Tech.....1-5-10
- 10 by Northwestern.....10-27-12
- 13 by Nebraska.....9-23-00
- 13 by Iowa State.....9-11-99
- 14 by Wisconsin.....11-22-14
- 14 by Minnesota.....11-8-14
- 14 by Northwestern.....10-26-13
- 14 by Nebraska.....11-23-12
- 15 by Nebraska.....9-4-99
- 16 by Maryland.....10-20-18
- 16 by Northern Illinois.....9-1-12
- 16 by Wisconsin.....11-13-99

FEWEST PASSES COMP., OPPONENT

- 2 by Georgia Tech.....1-5-10
- 6 by Maryland.....10-20-18
- 6 by Northern Illinois.....9-1-12
- 6 by Iowa State.....9-11-99
- 7 by LSU.....1-1-14
- 7 by Indiana.....10-11-14
- 7 by Northwestern.....10-27-12
- 7 by Syracuse.....9-8-07
- 7 by Buffalo.....9-6-03
- 8 by Nebraska.....11-23-12
- 8 by Ball State.....9-26-10
- 9 by Minnesota.....10-28-17
- 9 by Northwestern.....11-1-14
- 9 by Maine.....8-30-08
- 9 by Penn State.....11-13-04
- 9 by Minnesota.....10-23-04

MOST PASSING YARDS

- 426 vs. Indiana.....10-23-99
- 399 vs. Pittsburgh.....9-17-11
- 380 vs. Indiana.....9-30-00
- 377 vs. Minnesota.....11-19-05
- 364 at Minnesota.....11-18-06
- 357 vs. Purdue.....10-8-05

FEWEST PASSING YARDS ALLOWED

- 12 vs. Georgia Tech.....1-5-10
- 47 vs. Rutgers.....9-7-19**
- 47 vs. Maryland.....10-20-18
- 54 vs. Northern Illinois.....9-1-12
- 56 vs. Ball State.....9-26-10
- 58 vs. Buffalo.....9-6-03
- 63 vs. Nebraska.....11-23-12
- 72 at Purdue.....9-27-14
- 73 vs. Minnesota.....11-20-04
- 74 vs. Maryland.....10-31-15
- 75 vs. Northwestern.....11-1-14
- 79 vs. Syracuse.....9-8-07
- 82 at Illinois.....11-17-18

MOST TOTAL OFFENSE

- 613 vs. Minnesota.....11-19-05
- 602 vs. Northwestern.....11-10-01
- 593 vs. Akron.....8-31-02
- 587 at Illinois.....11-14-14
- 562 vs. Ball State.....9-26-10
- 552 vs. Indiana.....10-23-99
- 546 at Minnesota.....11-18-06
- 545 vs. Northern Iowa.....9-15-18

FEWEST TOTAL YARDS ALLOWED

- 103 vs. Syracuse.....9-8-07
- 110 vs. Kent State.....9-4-04
- 112 vs. Ball State.....9-26-10
- 115 vs. Maryland.....10-20-18
- 125 vs. Rutgers.....9-7-19**
- 134 at Minnesota.....11-22-08
- 144 vs. Montana.....9-2-06
- 144 vs. Ball State.....9-3-05

PUNTING AVERAGE (MIN. OF 4)

- 53.0 at Northwestern.....10-21-17
- 51.5 vs. Western Michigan.....9-9-00
- 51.0 vs. Arizona.....9-19-09
- 50.2 vs. Penn State.....11-4-00
- 50.0 vs. Wisconsin.....11-13-99
- 49.2 vs. LSU.....1-1-05
- 49.0 vs. Miami (Ohio).....9-7-02

MOST TIME OF POSSESSION

- 41:53 vs. Kent State.....9-4-04
- 40:55 vs. Maryland.....10-20-18
- 40:45 vs. North Texas.....9-16-17
- 38:42 vs. Northern Illinois.....9-1-12
- 38:27 vs. Michigan.....10-26-02
- 38:18 vs. Missouri State.....9-7-13
- 38:07 at Indiana.....10-11-08
- 38:03 at Iowa State.....9-14-13
- 37:56 vs. Arizona.....9-19-09
- 37:38 vs. Rutgers.....9-7-19**
- 37:37 at Minnesota.....11-22-08
- 37:36 vs. Nebraska.....11-28-14

Bold denotes 2019





IOWA FOOTBALL

#20/#19 IOWA HAWKEYES (1-0) VS. MIAMI REDHAWKS (0-1)

SATURDAY, AUG. 31, 2019 -- KINNICK STADIUM

	1	2	3	4	FINAL
MIAMI, OHIO	0	7	0	7	14
IOWA	3	7	14	14	38

ATTENDANCE: 69,250

TEMPERATURE: 70 DEGREES

TIME OF GAME: 3 HOURS, 5 MINUTES

UP NEXT: IOWA vs. RUTGERS | SEPT. 7 | 11 A.M. | FS1

IOWA NOTES

POSTGAME NOTES

Iowa (1-0) defeated Miami, Ohio (0-1), 38-14 on Saturday at Kinnick Stadium

INDIVIDUAL NOTES

QB Nate Stanley threw 3 touchdowns to raise his career total to 55, 1 behind Ricky Stanzi (56) for third all-time in program history. He has 15 career multi-touchdown games.

QB Nate Stanley had 252 yards passing, raising his career total to 5,603 and passing C.J. Beathard for eighth all-time in school history.

LG Landan Paulsen and RG Levi Paulsen became the first set of twin brothers to start for the Hawkeyes since SS Kent Ellis and CB Kevin Ellis in 1980. The last brothers to start in the same game for the Hawkeyes were James and LeShun Daniels. James was Iowa's starting center in the 2016 season opener against Miami (Ohio), and LeShun was Iowa's starting running back.

K Keith Duncan scored 8 points (1 FG, 5 PAT). Duncan had not played in game since January 1, 2017 at the Outback Bowl.

WR Oliver Martin made his Hawkeye debut and caught a 9-yard touchdown. Martin had one receiving touchdown for Michigan in 2018.

MISCELLANEOUS

Iowa is 97-32-2 (.740) in season-opening games, including a 18-3 mark under coach Kirk Ferentz. The Hawkeyes have won six straight season openers and are 18-1 since 2001. Iowa has won nine straight nonconference games over the last two seasons.

Iowa opened the season under the lights at Kinnick Stadium for the first time in program history. Iowa has hosted 19 night games in Kinnick Stadium's history, holding a 13-6 record in those contests.

Miami won the toss and elected to defer. The Hawkeyes have played 254 games under head coach Kirk Ferentz. Iowa has opened the game on offense 190 times (117-73). The Hawkeyes have opened the game on defense 64 times (36-28).

Ten different Hawkeyes had at least one reception. Including career firsts from TE Sean Beyer, WR Oliver Martin (first as a Hawkeye), and RB Tyler Goodson.

Instant replay:

1) Miami player made the line to gain for a first down (reversed)

UP NEXT

The Hawkeyes host Rutgers on Sept. 7 at 11 a.m. (CT) at Kinnick Stadium.

SCORING SUMMARY

First Quarter

IA -- Keith Duncan, 21-yard field goal

Second Quarter

MU -- Jack Sorensen, 11-yard pass from Gabbert (Sloman kick)

IA -- Brandon Smith, 9-yard pass from Stanley (Duncan kick)

Third Quarter

IA -- Oliver Martin, 9-yard pass from Stanley (Duncan kick)

IA -- Mekhi Sargent, 2-yard rush (Duncan kick)

Fourth Quarter

MU -- Andrew Homer, 20-yard pass from Gabbert (Sloman kick)

IA -- Toren Young, 2-yard rush (Duncan kick)

IA -- Smith-Marsette, 6-yard pass from Stanley (Duncan kick)

TEAM STATS

MU	TEAM STATS	IOWA
11	First Downs	26
25-59	Rushes-Yards	41-213
189	Passing Yards	252
17-27-1	Com-Att-Int	21-30-0
52-245	Total Offense	71-465
7-42.9	Punts-Avg.	1-31
0-0	Fumbles-Lost	1-1
10-77	Penalties-Yards	5-32
24:03	Possession Time	35:57

INDIVIDUAL LEADERS

RUSHING:

MU: Johnson 6-22; Thomas 5-18; Bester 5-16

IOWA: Sargent 14-91; Young 9-48

PASSING:

MU: Gabbert 17-27-186, 2 TD, 1 INT

IOWA: Stanley 21-30-252, 3 TD, 0 INT

RECEIVING:

MU: Sorenson 5-44; Johnson 5-23; Mayock 3-65

IOWA: Sargent 4-65; Smith-Marsette 4-35-1; Beyer 3-30

TACKLES:

MU: Weatherford 10; McWood 10; Brown 7

IOWA: Colbert 8; Welch 8; Merriweather 5





IOWA FOOTBALL

#20/19 IOWA HAWKEYES (2-0, 1-0) VS. RUTGERS (1-1, 0-1)

SATURDAY, SEPT. 7, 2019 -- KINNICK STADIUM

	1	2	3	4	FINAL
RUTGERS	0	0	0	0	0
IOWA	7	13	7	3	30

ATTENDANCE: 61,808

TEMPERATURE: 72 DEGREES

TIME OF GAME: 3 HOURS, 6 MINUTES

UP NEXT: IOWA at IOWA STATE | SEPT. 13 | 3 P.M. | FS1

IOWA NOTES

INDIVIDUAL NOTES

QB Nate Stanley threw three touchdowns today (58, 7) to raise his career total to 58 and pass Ricky Stanzi (56) for third in program history. Only Chuck Long (74) and Drew Tate (61) have more career passing touchdowns than Stanley.

QB Nate Stanley has thrown at least one touchdown in seven straight games, the longest streak of his career. He threw three touchdowns today and has 16 career multi-touchdown games. He has 10 career games with at least three passing touchdowns. Only Chuck Long has more in program history (11).

QB Nate Stanley passed for 236 yards today, raising his career total to 5,839 and passing James Vandenberg (5,786) for seventh on Iowa's all-time list.

WR Ihmir Smith-Marsette recorded his first career 100-yard receiving game. He had a career-high 113 yards receiving, and tied career highs in receptions (4) and receiving touchdowns (2).

WR Tyrone Tracy scored his first career touchdown, a 7-yard reception from QB Nate Stanley.

RB Ivory Kelly-Martin tied a career-long with a 25-yard reception to set up Iowa's second touchdown.

PK Keith Duncan connected on a career-long 46-yard field goal in the second quarter.

LB Djimon Colbert recorded his first career interception (6-yard return). The turnover set up a 19-yard field goal before halftime.

DB Michael Ojemudia recorded an interception, his second of the season and fifth of his career.

MISCELLANEOUS

Iowa's defense allowed five first downs, tied for the lowest in the Ferentz era, and 125 yards total offense, the fourth lowest total in the Ferentz era.

Iowa allowed 41 yards passing, the second lowest in the Ferentz era (Georgia Tech, Jan. 5, 2010). The Hawkeyes registered eight quarterback hurries, four by DE A.J. Epenesa.

Iowa recorded its first shutout since blanking Illinois 63-0 on Nov. 17, 2018.

Rutgers gained zero total yards on nine offensive plays in the second quarter.

The Hawkeyes have scored in every quarter this season.

SCORING SUMMARY

First Quarter

IA -- Ihmir Smith-Marsette, 58-yard pass from Stanley (Duncan kick)

Second Quarter

IA -- Tyrone Tracy, 7-yard pass from Stanley (Duncan kick)

IA -- Keith Duncan, 46-yard field goal

IA -- Keith Duncan, 19-yard field goal

Third Quarter

IA -- Ihmir Smith-Marsette, 23-yard pass from Stanley (Duncan kick)

Fourth Quarter

IA -- Keith Duncan, 43-yard field goal

TEAM STATS

RU	TEAM STATS	IOWA
5	First Downs	23
23-84	Rushes-Yards	39-194
189	Passing Yards	244
9-26-2	Com-Att-Int	19-34-0
49-125	Total Offense	73-438
10-47.6	Punts-Avg.	6-48.3
1-1	Fumbles-Lost	0-0
7-61	Penalties-Yards	4-37
22:22	Possession Time	37:38

INDIVIDUAL LEADERS

RUSHING:

RU: Pacheco 10-42; Blackshear 6-30

IOWA: Sargent 13-59; Young 9-59; Goodson 10-53

PASSING:

RU: Carter 5-15-22, 0 TD, 1 INT

IOWA: Stanley 16-28-236, 3 TD, 0 INT

RECEIVING:

RU: Blackshear 4-(-1); Pacheco 3-25; Melton 1-17

IOWA: Smith-Marsette 4-113-2; Tracy 3-42; Ragaini 3-21

TACKLES:

RU: Fogg 7; Singleton 7; Young 4

IOWA: Welch 8; Colbert 5; Stone 4





IOWA FOOTBALL

2019 Numerical Roster

No.	Name	Pos.	No.	Name	Pos.	No.	Name	Pos.
1	* Wes Dvorak	DB	22	Michael Sleep-Dalton	P	59	Nathan Nelson	DE
1	Nolan Donald	WR	23	Shadrick Byrd	RB	60	Noah Fenske	OL
2	Peyton Mansell	QB	26	* Kaevon Merriweather ^	DB	61	** Cole Banwart	OL
2	Ryan Gersonde	P	27	Jermari Harris	DB	63	Justin Britt	OL
3	Tyrone Tracy, Jr.	WR	28	** Toren Young	RB	64	Kyler Schott	OL
3	* Keith Duncan	PK	28	* Jack Koerner	DB	65	Tyler Linderbaum	OL
4	** Nate Stanley ^	QB	29	Sebastian Castro	DB	66	*** Levi Paulsen	OL
4	Dane Belton	DB	29	Jackson Ritter	WR	66	Dalles Jacobus	DL
5	Jestin Jacobs	LB	30	Quinn Schulte	DB	68	* Landan Paulsen	OL
5	Oliver Martin	WR	31	Jack Campbell	LB	69	Tyler Endres	OL
6	** Ihmir Smith-Marsette ^	WR	32	* Djimon Colbert	LB	70	Kyle Sorensen	OL
7	** Colten Rastetter	P	33	* Riley Moss ^	DB	71	* Mark Kallenberger	OL
7	Spencer Petras	QB	34	*** Kristian Welch ^	LB	72	Coy Kirkpatrick	OL
8	** Matt Hankins ^	DB	35	* Barrington Wade	LB	73	Cody Ince	OL
8	Alex Padilla	QB	36	*** Brady Ross	FB	74	** Tristan Wirfs ^	OL
9	** Geno Stone ^	DB	37	Kyler Fisher	DB	74	Austin Schulte	DL
9	Jack Combs	WR	38	Monte Pottebaum	LB	75	Jeff Jenkins	OL
10	* Mekhi Sargent	RB	39	*** Nate Wieting	TE	76	Ezra Miller	OL
10	Caleb Shudak	PK	40	Turner Pallissard	FB	77	** Alaric Jackson	OL
11	*** Michael Ojemudia	DB	41	Colton Dinsdale	LB	79	Jack Plumb	OL
11	Connor Kapisak	QB	41	Johnny Plewa	FB	80	Josiah Miamen	TE
12	* Brandon Smith ^	WR	42	** Shaun Beyer	TE	81	Desmond Hutson	WR
12	D.J. Johnson	DB	43	Dillon Doyle	LB	82	Calvin Lockett	WR
13	* Henry Marchese	WR	44	Seth Benson ^	LB	83	Alec Kritta	WR
13	Joe Evans	DE	45	* Joe Ludwig	FB	84	Sam LaPorta	TE
14	Daraun McKinney	DB	46	Logan Klemp	LB	84	Austin Spiewak	LS
15	Dallas Craddieth	DB	47	Nick Anderson	LB	85	Logan Lee	DE/TE
15	Tyler Goodson	RB	48	Bryce Schulte	TE	85	* Nate Vejvoda	LS
16	Terry Roberts	DB	49	** Nick Niemann	LB	86	Tommy Kujawa	TE
16	Charlie Jones	WR	50	* Jackson Subbert	LS	88	Jackson Frericks	TE
17	*** Devonte Young ^	DB	50	Louie Stec	DT	89	Nico Ragaini	WR
17	Ryan Schmidt	QB	52	*** Amani Jones ^	LB	90	Taajhir McCall	DL
18	* Drew Cook	TE	53	Spencer Daufeldt	DL	91	** Brady Reiff	DL
18	* John Milani	DB	54	Daviyon Nixon	DT	92	John Waggoner	DL
19	* Max Cooper ^	WR	54	Matt Fagan	OL	93	Jake Karchinski	DL
19	Mike Timm	LB	55	Luke Empen	OL	94	** A.J. Epenesa ^	DE
20	* Julius Brents ^	DB	55	Yahweh Jeudy	LB	95	*** Cedrick Lattimore ^	DL
20	Keontae Lockett	RB	56	Nick DeJong	OL	96	Lucas Amaya	K
21	** Ivory Kelly-Martin ^	RB	57	* Chauncey Golston	DL	97	Zach VanValkenburg	DL
21	Thomas Hartlieb	DB	57	Clayton Thurm	OL	98	Chris Reames	DL
22	Samson Evans	RB	58	Taylor Fox	DL	99	Noah Shannon	DL

* - - indicates letters won

^ - - redshirt year still available



IOWA FOOTBALL

32 Bowl Games

11 Big Ten Championships

27 Consensus All-Americans

14 CFB Hall of Fame Inductees

Offense

Pos.No.	Name	Ht.	Wt.	Yr.	Hometown (Previous School)
WR..... 12	* Brandon Smith ^	6-2	218	Jr.	Lake Cormorant, Miss. (Lake Cormorant)
3	Tyrone Tracy, Jr.	5-11	200	#Fr.	Camby, Ind. (Decatur Central)
TE..... 39	*** Nate Wieting	6-4	250	Sr.	Rockford, Ill. (Lutheran)
42	** Shaun Beyer	6-5	244	Jr.	Shellsburg, Iowa (Cedar Rapids Kennedy)
LT 74	** Tristan Wirfs ^	6-5	322	Jr.	Mount Vernon, Iowa (Mount Vernon)
71	* Mark Kallenberger	6-5	291	So.	Bettendorf, Iowa (Bettendorf)
LG 68	* Landan Paulsen	6-5	305	Sr.	Moville, Iowa (Woodbury Central)
73	Cody Ince	6-4	287	#Fr.	Balsam Lake, Wis. (Unity)
C 65	Tyler Linderbaum	6-3	286	#Fr.	Solon, Iowa (Solon)
61	** Cole Banwart	6-4	300	Jr.	Ottosen, Iowa (Algona)
RG 64	Kyler Schott	6-2	290	So.	Coggon, Iowa (North Linn)
63	Justin Britt ^	6-5	290	Fr.	Indianapolis, Ind. (Warren Central)
RT..... 66	*** Levi Paulsen	6-5	305	Sr.	Moville, Iowa (Woodbury Central)
79	Jack Plumb	6-7	272	#Fr.	Green Bay, Wis. (Bay Port)
WR..... 6	** Ihmir Smith-Marsette ^	6-1	183	Jr.	Newark, N.J. (Weequahic)
89	Nico Ragaini	6-0	192	#Fr.	East Haven, Conn. (Avon Old Farms Prep)
QB..... 4	** Nate Stanley ^	6-4	243	Sr.	Menomonie, Wis. (Menomonie)
7	Spencer Petras	6-5	230	#Fr.	San Rafael, Calif. (Marin Catholic)
RB 10	* Mekhi Sargent	5-9	212	Jr.	Key West, Fla. (Key West/Iowa Western)
28	** Toren Young	5-11	223	Jr.	Madison, Wis. (Monona Grove)
21	** Ivory Kelly-Martin ^	5-10	203	Jr.	Plainfield, Ill. (Oswego East)
FB..... 36	*** Brady Ross	6-0	246	Sr.	Humboldt, Iowa (Humboldt)
40	Turner Pallissard	6-0	242	#Fr.	Frankfort, Ill. (Lincoln-Way East)
PK 10	Caleb Shudak	5-8	180	Jr.	Council Bluffs, Iowa (Lewis Central)
OR 3	* Keith Duncan	5-10	180	Jr.	Weddington, N.C. (Weddington)

Defense

Pos.No.	Name	Ht.	Wt.	Yr.	Hometown (Previous School)
LE 57	* Chauncey Golston	6-5	270	Jr.	Detroit, Mich. (East English Village)
92	John Waggoner	6-5	270	#Fr.	Des Moines, Iowa (Dowling)
LT 95	*** Cedrick Lattimore ^	6-3	295	Sr.	Redford, Mich. (East English Village)
54	Daviyon Nixon	6-3	309	So.	Kenosha, Wis. (Indian Trail/Iowa Western)
RT..... 91	** Brady Reiff	6-3	277	Sr.	Parkston, S.D. (Parkston)
74	Austin Schulte	6-4	287	Jr.	Pella, Iowa (Pella)
99	Noah Shannon	6-0	294	#Fr.	Aurora, Ill. (Oswego)
RE 94	** A.J. Epenesa ^	6-6	280	Jr.	Glen Carbon, Ill. (Edwardsville)
52	*** Amani Jones ^	5-11	244	Sr.	Chicago, Ill. (Phillips)
97	Zach VanValkenburg	6-4	270	Jr.	Zeeland, Mich. (Zeeland West)
Leo/Cash.... 49	** Nick Niemann	6-4	235	Jr.	Sycamore, Ill. (Sycamore)
OR 35	* Barrington Wade	6-1	236	Jr.	Skokie, Ill. (Niles North)
12	D.J. Johnson	5-11	183	#Fr.	Indianapolis, Ind. (North Central)
MLB 34	*** Kristian Welch ^	6-3	239	Sr.	Iola, Wis. (Iola-Scandinavia)
43	Dillon Doyle	6-3	235	#Fr.	Iowa City, Iowa (West)
WLB 32	* Djimon Colbert	6-1	235	So.	Shawnee Mission, Kan. (Bishop Miege)
49	** Nick Niemann	6-4	235	Jr.	Sycamore, Ill. (Sycamore)
LC..... 11	*** Michael Ojemudia	6-1	200	Sr.	Farmington Hills, Mich. (Harrison)
12	D.J. Johnson	5-11	183	#Fr.	Indianapolis, Ind. (North Central)
SS..... 9	** Geno Stone ^	5-10	210	Jr.	New Castle, Pa. (Senior)
1	* Wes Dvorak	6-0	200	Sr.	Parkston, SD (Parkston/Morningside)
FS..... 28	* Jack Koerner	6-0	204	So.	Des Moines, Iowa (Dowling)
9	** Geno Stone ^	5-10	210	Jr.	New Castle, Pa. (Senior)
RC 8	** Matt Hankins ^	6-0	185	Jr.	Lewisville, Tex. (Marcus)
16	Terry Roberts	5-10	176	#Fr.	Erie, Pa. (Cathedral Prep)
PT..... 22	Michael Sleep-Dalton	6-0	212	Sr.	Geelong, Australia (St. Joseph's College/ASU)
7	** Colten Rastetter	6-1	213	Sr.	Guttenberg, Iowa (Clayton Ridge)

Punt Returns: 89 Nico Ragaini
6 Ihmir Smith-Marsette

Kickoff Returns: 6 Ihmir Smith-Marsette
21 Ivory Kelly-Martin

Deep Snaps: 50 Jackson Subbert
85 Nate Vejvoda

Holder: 7 Colten Rastetter

* - Letters won ^ - Redshirt year still available

- Indicates redshirt freshman

