



IOWA HAWKEYES

BASEBALL

ESTABLISHED 1890 | 8 BIG TEN CHAMPIONSHIPS | 5 NCAA REGIONAL APPEARANCES | 1 COLLEGE WORLD SERIES APPEARANCE | 19 ALL-AMERICANS

2018 SCHEDULE

Date	Opponent	Time
Feb. 16	\$ vs. Toledo	W, 4-3
Feb. 17	\$ vs. Oakland	W, 8-6
Feb. 18	\$ vs. Old Dominion	W, 4-1
Feb. 23	! vs. Virginia Tech	W, 2-1 (10)
Feb. 24	! vs. Ball State	L, 6-14
Feb. 25	! at New Orleans	W, 8-2
Feb. 27	Cornell College	W, 15-1
March 2	at UAB	W, 4-1
March 3	at UAB	W, 11-3
March 4	at UAB	L, 0-4
March 6	Maryville (Mo.)	Cancelled
March 9	at #23 UNLV	L, 0-4
March 10	at #23 UNLV	L, 2-11
March 11	at #23 UNLV	L, 3-13
March 14	% vs. Missouri State	L, 3-8
March 17	Evansville (BTN Plus)	W, 10-3
March 17	Evansville (BTN Plus)	W, 8-3
March 18	Evansville (BTN Plus)	W, 4-3
March 20	Saint Louis (BTN Plus)	L, 6-7
March 22	Loras College	W, 6-4
March 23	* #11 Indiana (BTN Plus)	L, 2-4
March 23	* #11 Indiana (BTN Plus)	W, 5-1
March 25	* #11 Indiana (BTN Plus)	Cancelled
March 28	Bradley (BTN Plus)	W, 13-9
March 30	* at #22 Illinois (BTN Plus)	W, 8-5
March 31	* at #22 Illinois (BTN Plus)	L, 12-13
April 1	* at #22 Illinois (BTN)	W, 4-2
April 4	Grand View (BTN Plus)	W, 4-2
April 7	* Ohio State (BTN Plus)	L, 1-2
April 7	* Ohio State (BTN Plus)	W, 9-5
April 8	* Ohio State (BTN Plus)	W, 2-1
April 10	at Bradley	Cancelled
April 11	Coe	W, 16-1
April 13	* at Nebraska (BTN Plus)	2 p.m.
April 13	* at Nebraska (BTN Plus)	6 p.m.
April 15	* at Nebraska (ESPN)	2 p.m.
April 17	Northern Illinois	4:05 p.m.
April 20	* at Minnesota (BTN Plus)	6:30 p.m.
April 21	* at Minnesota (BTN Plus)	2 p.m.
April 22	* at Minnesota (BTN)	1 p.m.
April 25	Milwaukee (BTN Plus)	6 p.m.
April 27	* Michigan (BTN Plus)	6:05 p.m.
April 28	* Michigan (BTN Plus)	2:05 p.m.
April 29	* Michigan (BTN Plus)	1:05 p.m.
May 1	Western Illinois (BTN Plus)	6:05 p.m.
May 4	Oklahoma State (BTN Plus)	6:05 p.m.
May 5	Oklahoma State (BTN Plus)	2:05 p.m.
May 6	Oklahoma State (BTN Plus)	1:05 p.m.
May 11	* at Northwestern (BTN Plus)	3:30 p.m.
May 12	* at Northwestern (BTN Plus)	2 p.m.
May 13	* at Northwestern (BTN)	2 p.m.
May 15	at Western Illinois	4 p.m.
May 17	* Penn State (BTN Plus)	6:05 p.m.
May 18	* Penn State (BTN Plus)	6:05 p.m.
May 19	* Penn State (ESPN)	6:30 p.m.
May 22-27	@ at Big Ten Tournament	TBA

All times Central and subject to change | \$ Diamond 9 Sunshine State Classic Series (Kissimmee, Fla.) | ! Allstate Sugar Bowl Baseball Classic (New Orleans, La.) | * Big Ten Conference contest | @ Big Ten Tournament (Omaha, Neb.) | Big Ten Network (BTN) | BTN Plus on BTN2Go (BTN Plus) | Hawkeye All-Access (HAA)



IOWA HAWKEYES (20-10, 5-3)

HEAD COACH | RICK HELLER (5TH SEASON) | CAREER RECORD: 850-663-4



NEBRASKA CORNHUSKERS (15-16, 2-6)

HEAD COACH | DARIN ERSTAD (7TH SEASON) | CAREER RECORD: 226-155-1

LEADING OFF

- The Hawkeyes are 8-2 over their last 10 games and 12-4 over their past 16 games. Iowa has four straight series victories this season and the Hawkeyes have won six straight Big Ten series dating back to last season.
- Iowa is coming off a 16-1 victory over Coe College on April 11 -- a win that was Rick Heller's 850th of his career -- where it scored a season-high 16 runs on a season-high 17 hits. Sophomore Lorenzo Elion became the second Hawkeye in the last decade to hit for the cycle, finishing 5-for-6 with two home runs, six RBIs, and four runs. The five hits tie a single-game school record.
- Iowa is 3-5 against ranked opponents this season. The Hawkeyes won two of three games at No. 22 Illinois and also defeated 11th-ranked Indiana on March 23 in Iowa City. The road series win at Illinois was the team's first over a ranked opponent since taking two of three at No. 18 Maryland in 2015.
- Iowa is 11-3 at Duane Banks Field this season, running its record to 63-17 at home since the start of the 2015 season. The Hawkeyes have won eight of their last nine home series.
- Iowa has used the same starting weekend rotation in each of the first eight weeks of the season. The trio of Nick Allgeyer, Brady Schanuel, and Cole McDonald are a combined 10-7 with a 3.13 ERA with 123 strikeouts in 123 2/3 innings.
- The Hawkeyes rank in the top six in the Big Ten in 10 different offensive categories. Iowa is fourth in walks (145) and on-base percentage (.380), fifth in batting average (.274), slugging percentage (.398), and total bases (398), tied for fifth in triples (7), and sixth in hits (274), RBIs (161), home runs (20), and doubles (50).
- Iowa's pitching staff leads the Big Ten in strikeouts (278) and is second in strikeouts looking (80), while boasting the fourth-best opposing batting average (.247) and sixth-best ERA (3.87).
- Defensively, Iowa has turned a league-best 29 double plays and ranks fourth with a .970 team fielding percentage.
- How big is it to have Chris Whelan back in the Iowa lineup? In 15 games, the junior is tied for fourth on the team in runs, fifth in hits, and tied for seventh in total bases. He is hitting .344 with 17 runs and he has posted six multi-hit games.
- Over the team's last six games, Iowa's bullpen is 3-0 with a 1.01 ERA with two saves. The Hawkeye relievers have allowed three earned runs over 26 2/3 innings and have 30 strikeouts to seven walks.
- Nine different Hawkeyes have hit a home run this season and three players have 20 or more RBIs.
- Iowa has won 140 games over the past four seasons under head coach Rick Heller -- the best four-year stretch in school history. The Hawkeyes have advanced to NCAA Regional play in two of the last three seasons.

PITCHING PROBABLES

	Game 1	Game 2	Game 3
Iowa:	LHP Nick Allgeyer (3-3, 2.34 ERA)	RHP Brady Schanuel (5-3, 4.14 ERA)	RHP Cole McDonald (2-1, 3.19 ERA)
NEB:	RHP Luis Alvarado (2-3, 3.00 ERA)	RHP Matt Waldron (2-2, 3.94 ERA)	RHP Matt Warren (3-2, 5.60 ERA)

MULTIMEDIA GAME INFORMATION

LIVE STREAMING/TV	RADIO	LIVE STATISTICS
Friday - Game 1 (BTN Plus) Friday - Game 2 (TBA) Sunday - Game 3 (ESPN)	Hawkeye Radio Network: Zach Mackey (PBP) (KMJM-AM 1360, 107.5 FM WDBQ, AM-800 KXIC, Hawkeye All-Access)	hawkeyesports.com





HEAD COACH RICK HELLER
5TH SEASON | IOWA'S 3RD BASE COACH

OVERALL RECORD

- 850-664-4 (31st season)
- At Iowa: 160-99-0 (5th season)
- Signed a seven-year contract extension in 2017, keeping him in Iowa City through 2024
- Coaches third base on game days

COACHING EXPERIENCE

- University of Iowa | 2014-present
- Indiana State | 2010-13
- Northern Iowa | 2000-09
- Upper Iowa | 1988-1999

EDUCATION

Upper Iowa, 1986

IOWA COACHING HIGHLIGHTS

- Two NCAA Regional appearances in three seasons (2015, 2017)
- Led Iowa to first NCAA Tournament victory since 1972
- 2017 Big Ten Tournament champions -- first in school history
- Led USA Team to a silver medal at the 2017 World University Games -- USA's first medal in Universiade history
- Four straight 30-win seasons... 140 victories in four years, the best four-year stretch in school history
- Coached five All-Americans and 18 All-Big-Ten selections in four seasons
- Coached 15 Major League Baseball Draft picks in four seasons -- the most in a four-year stretch all-time

HELLER'S YEAR-BY-YEAR RECORD

Year	School	Record	Pct.	2004	No. Iowa	25-31	.446
1988	Upper IA	7-30	.189	2005	No. Iowa	26-28	.481
1989	Upper IA	10-23	.303	2006	No. Iowa	28-27	.509
1990	Upper IA	19-17	.527	2007	No. Iowa	23-28	.450
1991	Upper IA	22-13	.629	2008	No. Iowa	30-24	.556
1992	Upper IA	23-16	.590	2009	No. Iowa	23-26	.469
1993	Upper IA	21-15-1	.581	2010	Ind. State	35-19	.648
1994	Upper IA	21-18-1	.538	2011	Ind. State	29-28	.509
1995	Upper IA	31-13	.705	2012	Ind. State	41-19	.683
1996	Upper IA	37-14	.725	2013	Ind. State	26-25	.510
1997	Upper IA	30-14	.682	2014	Iowa	30-23	.566
1998	Upper IA	38-8	.826	2015	Iowa	41-18	.695
1999	Upper IA	30-15-1	.663	2016	Iowa	30-26	.536
2000	No. Iowa	23-33	.411	2017	Iowa	39-22	.639
2001	No. Iowa	35-28	.556	2018	Iowa	20-10	.667
2002	No. Iowa	30-25-1	.545	Totals			850-664-4
2003	No. Iowa	27-28	.491				

ABOUT HEAD COACH RICK HELLER

Rick Heller has turned the University of Iowa baseball program into a perennial Big Ten Conference and NCAA contender in his first four seasons as the Hawkeyes' head coach.

Heller has injected new life into the Iowa program, leading the Hawkeyes to the best four-year stretch in program history, winning 140 games, advancing to two NCAA Regionals, and claiming the first Big Ten Tournament title in program history. It was Iowa's first conference title since winning the regular season crown in 1990.

Under Heller's watch, Iowa has advanced to the postseason in four consecutive years for the first time in program history, he has coached five All-Americans and at least one first-team All-Big Ten selection each season, and Iowa has had 15 Major League Baseball Draft picks in four seasons -- the most in a four-year stretch all-time.

Heller has also given the Hawkeyes an international flavor, taking the team to the Dominican Republic in 2016 and Taipei, Taiwan, as the United States representative at the 2017 World University Games. Heller led USA to a silver medal, as the team became the first American squad to medal in Universiade history.

The Eldon, Iowa, native became the 20th head coach in program history in 2013 -- his fourth stop as a collegiate head coach. He has enjoyed stints at Iowa (2014-present), Indiana State (2009-13), Northern Iowa (1999-2009), and Upper Iowa (1987-99), leading all four schools to NCAA postseason play. He is one of nine coaches all-time and one of five active coaches to lead three different Division I programs to NCAA Regional play.

Heller guided Iowa to an at-large berth into NCAA Regional play in 2015 -- a first for the program since 1990 -- and the team posted the school's first NCAA Tournament win since 1972. It wasn't a fluke; in the two seasons since, Iowa was runner-up at the 2016




MARTY SUTHERLAND

- Associate Head Coach
- Recruiting Coordinator
- 5th Season
- Alma Mater: Northern Iowa, 2002



DESI DRUSCHEL

- Assistant Coach
- Pitching Coach
- 4th Season (1st as Pitching Coach)
- Alma Mater: Mount Mercy, 1998



SEAN MOORE

- Volunteer Assistant Coach
- Hitting Coach
- 2nd Season
- Alma Mater: University of Iowa, 2015
- Coaches first base on game days



NIC UNGS

- Director, Baseball Operations
- 1st Season
- Alma Mater: Northern Iowa, 2001

Big Ten Tournament before claiming the program's first tournament title in 2017 to lock up the school's second NCAA Regional appearance in three seasons.

Iowa made just three NCAA Tournament appearances in its history prior to Heller's arrival.

Heller led Indiana State to its first outright Missouri Valley Conference title in 2012, and Northern Iowa to the MVC title and into the NCAA Tournament in 2001, the first and only regional appearance for the Panthers as a Division I program.

On the recruiting trail, Heller has turned the Hawkeyes into a major player on the national recruiting scene by keeping the best in-state players at home. Iowa had the top-rated class in the Big Ten -- and 18th-best nationally -- in 2015, and the 2016 class was ranked third in the league.

In 30 seasons as a head coach, Heller owns a career record of 830-654-4. He is one of two Iowa head coaches to lead the program to the NCAA Tournament.



THIS WEEK

The University of Iowa baseball team travels to Lincoln for a second straight year for a three-game weekend series at Nebraska from April 13-15. The two teams will play a Friday doubleheader at Hawks Field at Haymarket Park beginning at 2:05 p.m. (CT). The game three day and start time is TBA dependent on the weather.

FOLLOW ALONG

- Games one and two will be streamed live on BTN Plus on BTN2Go. It is a paid subscription service.
- Sunday's game is slated to be televised on ESPN with Steve Lenox and Jay Walker on the call.
- All Iowa games will also be available via the Hawkeye Radio Network with Zach Mackey on the call. The games can be heard on Hawkeye All-Access and on select stations across the state.
- Both games of Friday's doubleheader will be on KMJM-AM 1360 in Cedar Rapids, WDBQ-FM 107.5 in Dubuque, KJAN-AM/FM 1220 and 101.1 in Atlantic, KDEC-FM 100.5 in Decorah, and KKFD-FM 95.9 in Fairfield. KXIC-AM 800 in Iowa City will join in progress.

QUICK HITTERS

- Iowa will be playing its fourth doubleheader of the season Friday against Nebraska. Iowa 4-2 in doubleheader games, sweeping its twin bill against Evansville on March 17 and splitting doubleheaders against No. 11 Indiana and Ohio State. Iowa lost game one against the Hoosiers and Buckeyes.
- The Hawkeyes put up eight runs in the first inning in their 16-1 victory over Coe College on April 11 in Iowa City. It was Iowa's biggest scoring inning of the season.
- Iowa had seven doubles, two home runs, and one triple against the Kohawks, finishing with 32 total bases. The seven doubles and 32 total bases are tied for the high water marks in the Big Ten this season.
- Sophomore Lorenzo Elion has 13 RBIs over Iowa's last six games, where he's hitting .400 (10-of-25) with four extra base hits. Elion is tied for second on the team with 21 RBIs.
- Iowa is 5-2 against left-handed starters this season and 15-8 against right-handers.
- The Hawkeyes are 18-5 when scoring three or more runs this season.
- Iowa's 5-1 victory over No. 11 Indiana was the highest ranked opponent the Hawkeyes have defeated since 2008 (No. 8 Vanderbilt).
- Iowa is 8-4 in games decided by two runs or less this season.
- The Hawkeyes have two returning All-Big Ten selections -- Robert Neustrom and Tyler Cropley -- and Collegiate Baseball Freshman All-Americans Kyle Shimp and Ben Norman.
- Iowa was ranked 44th in the College Sports Madness preseason rankings. The Hawkeyes were also receiving votes in the USBWA preseason rankings.

ABOUT NEBRASKA

- The Huskers are 3-7 over their last 10 games, dropping the team's record to 15-16 overall. Ne-

braska hit three home runs to defeat Kansas State, 11-9, on Tuesday in Manhattan.

- Nebraska is 2-6 in Big Ten play, dropping two of three games against Minnesota and at Ohio State and dropping two games at Michigan State.
- The Huskers are hitting .263 in the Big Ten with two players hitting over .300. First baseman Scott Schreiber has a .416 average with 11 home runs, 10 doubles, 36 runs, and 30 RBIs. Schreiber is second in the Big Ten in batting average and home runs.
- The Huskers have a 5.30 ERA, which ranks 11th in the Big Ten. Nebraska has given up 326 hits over 270 innings and is allowing opponents to hit .301.
- Nebraska will start RHP Luis Alvarado (2-3, 3.00 ERA) in game one, RHP Matt Waldron (2-2, 3.94 ERA) in game two, and RHP Matt Warren (3-2, 5.60) in game three.

SERIES RESULTS

- Iowa leads the all-time series against Nebraska, 19-18. The Hawkeyes have won the last three series over the Cornhuskers, winning two of three games in 2014, sweeping the series in 2015, and claiming two of three games last season in Lincoln.
- Iowa also shut out top-seeded Nebraska, 2-0, in the second round of the 2017 Big Ten Tournament in Bloomington, Indiana.
- Iowa head coach Rick Heller is 8-2 against Nebraska since becoming the Hawkeye head coach in 2014.

HAVE YOURSELF A DAY ZO

- Sophomore Lorenzo Elion became the second Hawkeye in the last decade to hit for the cycle when he finished 5-of-6 with two home runs, six RBIs, and four runs scored in a 16-1 win over Coe College on April 11. The two home runs were the first of his career.
- Elion tripled in the first, homered in the second, doubled in the fifth, singled in the sixth, and capped the night with a first-pitch, three-run home run in the eighth.
 - The five hits tied a school record that has happened now 18 times. It was last done by Joel Booker in 2016 at the Big Ten Tournament. The five hits are tied for the most in the Big Ten this season.
 - Mason McCoy was the last Hawkeye to hit for the cycle against Air Force in 2016.

#SCTOP10

Sophomore Lorenzo Elion appeared in SportsCenter's Top 10 plays on April 8 after making a spectacular defensive play, diving to his right and throwing a dart to first to rob Ohio State of extra bases. The play was No. 8.

RPI UPDATE

Iowa is 34th in the latest RPI report by D1Baseball.com. The Hawkeyes are the third-highest ranked team in the Big Ten behind Indiana (16) and Illinois (29). Iowa has five wins against top 50 RPI teams and seven against the top 100.

TEAM COMPARISON

Below is a look at how Iowa stacks up against this week's opponent in overall statistics.

	IOWA	NEB
Overall Record	20-10	15-16
Home/Away/Neutral	11-3/5-5/4-2	6-5/4-8/5-3
Conference Record	5-3	2-6
vs. Top 25	3-5	0-2
Last 10 games	8-2	3-7
<hr/>		
Batting Avg.	.274	.263
Runs	180	193
Hits	274	276
2B-3B-HR	50-7-20	39-6-22
RBIs	161	172
<hr/>		
ERA	3.87	5.30
Innings	265.0	270.0
Hits	247	326
Runs-Earned	137-114	194-159
BB-K	130-278	118-191
<hr/>		
Fielding Pct.	.970	.966
Errors	33	39
Double Plays	29	22

2018 B1G STANDINGS (As of 4/11)

Team	B1G	Pct.	Overall	Pct.
Michigan	6-0	1.000	19-11	.633
Minnesota	5-1	.833	21-10	.677
Illinois	6-3	.667	20-8	.714
Rutgers	4-2	.667	18-11	.621
Purdue	4-2	.667	15-13	.536
Iowa	5-3	.625	20-10	.667
Indiana	3-2	.600	23-6	.793
Ohio State	3-3	.500	21-10	.677
Maryland	3-3	.500	16-17	.485
Michigan State	3-5	.375	9-20	.310
Nebraska	2-6	.250	15-16	.484
Northwestern	1-8	.111	9-17	.346
Penn State	1-8	.111	7-19	.269

April 12-14

Valparaiso at Michigan State

April 13-15

Northwestern at Indiana
Maryland at Michigan
Ohio State at Penn State
Minnesota at Purdue
Iowa at Nebraska
Rutgers at Illinois

April 17

Rutgers at Monmouth
VCU at Maryland
Milwaukee at Northwestern

April 18

Purdue at Indiana State
Mt. St. Mary's at Penn State
Miami (Ohio) at Ohio State
Valparaiso at Illinois

Notre Dame at Indiana
South Dakota State at Minnesota
Northern Illinois at Iowa
Kansas State at Nebraska
Michigan State at Western Michigan

April 19

Indiana State at Purdue
Ball State at Indiana
Omaha at Nebraska

April 20-22

Nebraska at Rutgers
Penn State at Michigan
Michigan State at Northwestern
Purdue at Maryland
Indiana at Ohio State
Iowa at Minnesota
Grand Canyon at Illinois



UNIVERSITY QUICK FACTS

Location: _____ Iowa City, Iowa
Enrollment: _____ 33,564
Founded: _____ 1847
Nickname: _____ Hawkeyes
Colors _____ Black and Gold
Conference: _____ Big Ten
National Affiliation _____ NCAA, Division I
President: _____ Bruce Harrelld
Director of Athletics: _____ Gary A. Barta
Baseball Secretary: _____ Kendra Wieditz
Baseball Office _____ 232 Carver-Hawkeye Arena
_____ Iowa City, Iowa 52242
_____ (319) 335-9389

BASEBALL INFORMATION

Head Coach _____ Rick Heller/5th season
Alma Mater/Year _____ Upper Iowa/1986
Associate Head Coach/RC _____ Marty Sutherland/5th season
Alma Mater/Year _____ Northern Iowa/2002
Pitching Coach _____ Desi Druschel/1st season
Alma Mater/Year _____ Mount Mercy/1998
Volunteer Assistant Coach (Hitting Coach) _____ Sean Moore/2nd Season
Alma Mater/Year _____ University of Iowa/2015
Director of Baseball Operations _____ Nic Ungs
Alma Mater/Year _____ Northern Iowa/2001

2018 TEAM INFORMATION

2017 Record _____ 39-22
Home _____ 19-4
Away _____ 10-13
Neutral _____ 10-5
Big Ten Record/Finish _____ 15-9/t4th
Postseason _____ NCAA Regionals

2018 OUTLOOK

Letterwinners Returning/Lost _____ 17/12
Starters Returning/Lost _____ 6 + DH/2
Pitchers Returning/Lost _____ 7/8
Newcomers _____ 12

STADIUM INFORMATION

Home Facility _____ Duane Banks Field
Capacity _____ 3,000
Opened _____ 1974
Dimensions _____ 329-373-395-373-329
Surface _____ AstroTurf

MEDIA INFORMATION

Associate SID/Baseball Contact _____ James Allan
Email _____ james-allan@uiowa.edu
Cell Phone _____ (319) 530-5792
Secondary Contact _____ Alex Snyder
Email _____ alex-snyder@uiowa.edu
Cell Phone _____ (563) 554-0852
Athletic Communications Phone _____ (319) 335-9411
Athletic Communications Fax _____ (319) 335-9417
Press Box Phone _____ (319) 335-9520
Website _____ hawkeyesports.com
Twitter _____ @UIBaseball
Facebook: _____ facebook.com/iowabaseball
Instagram: _____ UIBaseball

BTG SUCCESS

Iowa has won 19 of 26 (73 percent) of its Big Ten Conference series dating back to the 2015 season. The Hawkeyes have won six straight league series heading into this weekend's road series at Nebraska.

PLUG AND PLAY

Redshirt junior Chris Whelan has been instant offense for the Hawkeyes since making his season debut on March 17 against Evansville. The Illinois native missed the first month (14 games) recovering from Tommy John surgery.

- Whelan has hit safely in 13-of-15 games since his return with six multi-hit contests. He is hitting .344 (22-of-64) with 17 runs, six walks, and a .417 on-base percentage as Iowa's leadoff hitter.
- Whelan had a career-high four hits, finishing 4-for-5 with a career-best four runs in Iowa's 13-9 come-from-behind victory over Bradley on March 28.
- In 15 games, Whelan is already tied for fourth on the team in runs, fifth in hits, and tied for seventh in total bases.

CROP SIZZLES

Senior Tyler Cropley is leading the team with a .364 average with team-highs in RBIs (27) and doubles (13). He had a career-best 12-game hitting streak and 16-game reached base streak this season.

- Over the past 10 games, Cropley is hitting .457 (17-of-38) with eight doubles and two home runs. He has 12 RBIs during the stretch and 13 runs scored.
- Cropley tied a school record in the 16-1 win over Coe College on April 11, finishing 3-for-5 with two RBIs and two runs. All three of his hits were doubles, as he became the ninth Hawkeye -- first since Nate Yoho in 2004 -- to hit three in a single game.
- Cropley hit a walk-off grand slam to give Iowa a 13-9 victory over Bradley on March 28. He finished with a career-high five RBIs in the game. The walk-off homer was the first of Cropley's baseball career and it was his second grand slam as a Hawkeye, ironically both coming against the Braves.
- Cropley is currently hitting .500 (18-of-36) with runners in scoring position.
- Cropley ranks in the top 11 in the Big Ten in eight different offensive categories, which includes being third in

BTG OVERALL STATS (As of 4/11)

Batting Average

1.	Minnesota	.301
2.	Ohio State	.300
3.	Indiana	.289
5.	IOWA	.274

ERA

1.	Indiana	2.47
2.	Michigan	3.29
3.	Minnesota	3.57
6.	IOWA	3.87

Fielding Percentage

1.	Illinois	.983
2.	Minnesota	.976
3.	Maryland	.974
4.	IOWA	.970

doubles (13), fifth in on-base percentage (.471) and sixth in batting average (.364).

- Cropley is tied for the team lead with 12 multi-hit games (nine 2-hit, three 3-hit) and he has a team-best seven multi-RBI games.
- Cropley is on the Johnny Bench Award Watch List. The honor is given to the top catcher in Division I baseball.

CROWL STEADY AT SHORT

Sophomore Kyle Crowl had a career-best 14-game reached base streak from March 11-April 4. He has reached safely in 25 games this season.

- The Council Bluffs, Iowa, native has committed just four errors in 122 chances. He has been a part of 21 doubles plays in helping Iowa be the Big Ten's top double play unit.
- Crowl has hit safely in 12 of the last 16 games, which includes hitting .500 and driving in six runs in the three-game sweep of Evansville.
- He went 2-for-4 with a two-run double and two-run triple en route to a career-high four RBIs in the game two victory before going 2-for-4 with a home run and two RBIs to complete the weekend sweep.
- Crowl is second on the team with four home runs this season and his 21 RBIs are tied for second on the team.

COMEBACK KIDS

The Hawkeyes have posted nine come-from-behind victories in 2018, which includes four walk-off victories.

- Iowa trailed 9-8 through 7 1/2 innings before rallying for a 13-9 win. Lorenzo Elion's pinch-hit RBI single tied the game in the eighth before Iowa posted its fourth walk-off win in the ninth courtesy of a Tyler Cropley grand slam.
- The Hawkeyes trailed 4-1 through 7 1/2 innings before Matt Hoeg tied the game with a two-out, three-run double in the eighth. Iowa then posted its third walk-off victory of the season when Austin Guzzo connected on a two-run home run to right field, giving the team a 6-4 win.
- Ben Norman had the game-winning RBI single in the ninth, sending the Hawkeyes to a 4-3 win over Toledo in the season opener. Norman also reached via error in the win over Virginia Tech, allowing the go-ahead run to score in the 2-1 walk-off victory.
- Iowa has overcome deficits to win 27 games since

BTG-ONLY OVERALL STATS (4/8)

Batting Average

1.	Ohio State	.316
2.	Minnesota	.290
3.	Michigan	.284
7.	IOWA	.259

ERA

1.	Michigan	1.00
2.	Indiana	2.25
3.	Minnesota	2.55
6.	IOWA	3.80

Fielding Percentage

1.	Maryland	.987
2.	Rutgers	.987
3.	Michigan	.986
6.	IOWA	.977



2018 WEEKEND IN STATS

SERIES	W-L	AVG	R	BATTING							PITCHING						FIELDING		
				H	2B	3B	HR	RBI	BB-SO	SB-A	ERA	IP	H	R-ER	BB-SO	BAA	PO-A	E	FLD%
at Diamond 9	3-0	.301	16	31	4	0	2	16	13-24	6-6	2.00	27.0	25	10-6	21-28	.253	81-28	4	.965
at Sugar Bowl Classic	2-1	.245	16	26	2	0	2	12	18-35	4-5	4.33	27.0	23	17-13	9-30	.223	81-27	5	.956
at UAB	2-1	.232	15	22	3	2	0	11	15-28	3-4	2.42	26.0	22	8-7	8-26	.234	78-29	2	.982
at UNLV	0-3	.189	5	18	3	0	0	5	7-19	0-0	8.62	24.0	36	28-23	13-20	.350	72-22	4	.959
Evansville	3-0	.340	22	33	7	1	3	21	13-20	1-1	2.33	27.0	18	9-7	13-24	.182	81-32	4	.966
Indiana	1-1	.234	7	15	3	1	3	7	7-15	0-0	2.50	18.0	13	5-5	10-20	.210	54-20	0	1.000
at Illinois	2-1	.305	24	32	5	1	2	23	18-17	4-7	6.23	26.0	32	20-18	15-25	.308	78-28	4	.964
Ohio State	2-1	.223	12	21	6	0	0	10	10-26	1-2	2.33	27.0	22	8-7	11-32	.222	81-31	3	.974
at Nebraska																			
at Minnesota																			
Michigan																			
Oklahoma State																			
at Northwestern																			
Penn State																			
Midweek	5-2	.315	63	76	17	2	8	56	44-55	3-7	4.00	63.0	56	32-28	30-73	.236	189-68	7	.973

the start of the 2017 season and posted eight walk-off victories.

- Seventeen of those victories have come with Iowa trailing or being tied entering or through seven innings and 13 have come in the final at-bat.

BANKS MAGIC

- The Hawkeyes are 11-3 at Duane Banks Field this season, running their record to 63-17 at home since the start of the 2015 season.
- Iowa went 19-4 at home last season, the most wins by the team since 1989 (19-2).
- Iowa has 12 walk-off victories at Duane Banks Field since the start of 2015.

ON THE OFFENSE

- The Hawkeyes have had 10 or more hits in 13 games this season. Iowa had a season-high 16 runs on 17 hits in its 16-1 victory over Coe College on April 11.
- Iowa has scored 10 or more runs in six games this season.

STARTING & FINISHING

The Hawkeyes are out-scoring opponents, 42-13, in the first inning and 77-46 over the first three innings. Iowa is also out scoring the opposition, 41-19, in the eighth and ninth innings.

- Iowa is 15-0 when leading after six innings, 14-0 after seven, and 16-0 after eight this season.

JUNIOR ROBERT NEUSTROM...

- has hit safely in 28-of-30 games this season and he has reached safely in 28-of-30 contests. Neustrom has had hitting streaks of nine games and 10 games this season.
- has started 93 consecutive games dating back to the 2016 season.
- is hitting .345 with a team-best 12 multi-hit games. Neustrom is leading the team with five home runs.
- ranks in the top 13 in the Big Ten in six categories, being eighth in batting average (.345) and tied for eighth in hits (41), home runs (5), and total bases (62).
- was the Preseason Big Ten Player of the Year by Baseball America and Perfect Game.

ON THE BUMP

- The Hawkeyes' starting pitchers are 11-8 with a 3.15 ERA in 30 games. Iowa starters have 141 strikeouts to 56 walks and opponents are hitting .234.
- Iowa's pitching staff has a pair of two-hitters in 2018. The Hawkeyes two-hit Evansville on March 17 and limited the 11th-ranked Hoosiers to two hits on March 23.
- Iowa's pitching staff is leading the Big Ten with 278 strikeouts, averaging 9.3 per game.
- Iowa has 14 games with 10 or more strikeouts this season.

IN RELIEF

- Over the team's last six games, Iowa's bullpen is 3-0 with a 1.01 ERA with two saves. The Hawkeye relievers have allowed three earned runs over 26 2/3 innings and have 30 strikeouts to seven walks.
- Junior Zach Daniels is 4-1 with a 1.57 ERA and two saves in 11 appearances, spanning 23 innings. He has 25 strikeouts and is limiting opposing hitters to a .169 average.
- Daniels hasn't allowed a run since March 23 against Bradley. He has given up three hits and has eight strikeouts over his last 7 2/3 innings (four appearances). He went 2 2/3 shutout innings in two appearances at Illinois and earned his fourth win, tossing three shutout innings against Ohio State (4/8). Opponents are hitting .169 against Daniels.
- Senior Nick Nelsen is 1-0 with a 0.00 ERA with two saves over his last eight innings, spanning seven appearances. He has allowed one hit since March 17 and he has 10 strikeouts to three walks.
- Redshirt sophomore Grant Leonard is third in the Big Ten with 15 appearances. The walk-on from Mokena, Illinois, is 1-0 with a 3.65 ERA with two saves in 12 1/3 innings.

REDSHIRT JUNIOR NICK ALLGEYER...

- is 3-3 with a 2.34 ERA in eight starts. Allgeyer has 49 strikeouts, which are third-most in the Big Ten.
- ranks among the top-eight in the Big Ten in four different pitching categories -- fifth in ERA (2.34), tied for fifth in innings (50.0), strikeouts, and strikeouts looking (14).
- has allowed six hits or fewer in six of his eight starts... has allowed one or fewer earned runs in 5-of-8 starts.
- has seven consecutive quality starts.
- suffered the tough luck loss against Ohio State (4/7) after allowing two runs (one earned) on five hits over six

2018 QUALITY STARTS LOG

Nick Allgeyer (6)

vs. Virginia Tech -- 7 IP, 5 H, 1 ER, 8 K, 0 BB
 at UAB - 6.2 IP, 4 H, 1 ER, 4K, 1 BB
 at UNLV - 6.0, 6 H, 3 ER, 5 K, 2 BB
 vs. Evansville - 6 IP, 4 H, 1 ER, 4 K, 2 BB
 vs. #11 Indiana - 7 IP, 10 H, 3 ER, 5K, 1 BB
 at #22 Illinois - 6.1 IP, 7 H, 5 R (3 ER), 8 K, 1 BB
 vs. Ohio State - 6 IP, 5 H, 2 R (1 ER), 8 K, 3 BB

Cole McDonald (3)

at New Orleans - 7 IP, 3 H, 2 R (0 ER), 4 K, 1 BB
 at #22 Illinois - 6.1 IP, 5 H, 2 ER, 6 K, 4 BB
 vs. Ohio State - 6 IP, 3 H, 1 ER, 8 K, 1 BB

Brady Schanuel (2)

vs. #11 Indiana - 7 IP, 1 H, 0 R, 11 K, 4 BB
 vs. Ohio State - 6 IP, 6 H, 3 ER, 7 K, 4 BB

IOWA IN-SEASON ACCOLADES

Brady Schanuel

Big Ten Co-Pitcher of the Week - March 26



innings in the 2-1 defeat... tied a career high with eight strikeouts.

- notched his third victory -- first Big Ten win -- allowing five runs (three earned) on seven hits over 6 1/3 innings at No. 22 Illinois... tied a career-high with eight strikeouts.
- recorded his first career win as a starter (third of his career), allowing one run on four hits at UAB (3/2)... had four strikeouts against one walk over 6 2/3 innings... went six innings, allowing one run on four hits in the win over Evansville (3/17).
- had a career-high eight strikeouts (to zero walks) in the no-decision against Virginia Tech, where he went a career-long seven innings.
- made his first career Friday start -- his second career start -- against Toledo (2/16) -- allowing three unearned runs over five innings and fanning seven.
- is 5-3 with a 2.88 ERA in 40 career appearances, including nine starts... has 87 strikeouts in 97 innings.
- missed the 2017 season recovering from Tommy John surgery suffered during the fall of 2016.

JUNIOR BRADY SCHANUEL...

- Iowa's Saturday starter... is 5-3 with a 4.14 ERA in eight starts with 44 strikeouts over 37 innings.
- is second in the Big Ten with a .207 opposing batting average and is tied for third with five wins.
- notched his fifth win, allowing three runs on six hits against Ohio State (4/7)... had seven strikeouts -- his fourth game with six or more strikeouts.
- was named the Big Ten Co-Pitcher of the Week after going a career-best seven innings, allowing one hit and fanning 11 in a 5-1 victory over No. 11 Indiana (3/23)... retired the final 10 batters he faced. The 11 strikeouts were the most by a Hawkeye pitcher since Nathan Johnson's 14 at Indiana in 2004.
- allowed a single hit over five shutout innings in a win against Evansville, where he fanned six... went a five innings in the road win at UAB -- his second win of the season... allowed one hit and fanned a career-high seven.
- earned his first career victory against Old Dominion (2/18), allowing two hits and fanning four in 3 2/3 innings... was on a predetermined 60-pitch pitch count.
- Two-time MLB Draft pick -- selected in 20th round by Philadelphia in 2017 and 36th round by Oakland in 2015.
- Two-time All-American at Parkland College in Illinois... went 20-4 with 161 strikeouts in 164 innings.

JUNIOR COLE MCDONALD...

- is 2-1 with a 3.19 ERA in seven starts -- six coming as the Sunday starter.
- recorded his second straight quality start in a no-decision against Ohio State (4/8)... allowed one run on three hits over six innings and had a career-high eight strikeouts.
- notched his first Big Ten victory -- second of the season -- allowing two runs on five hits over 6 1/3 innings at No. 22 Illinois... finished with six strikeouts... it was his second quality start of the season.
- recorded his first career quality start and first win of the season, scattering three hits and allowing two unearned runs in seven innings in a victory over New Orleans. McDonald had four strikeouts to one walk.
- is 8-6 with a 4.77 ERA in 30 appearances, including 26 starts.

30 X 4

Iowa posted its fourth straight 30-win season in 2017. The program hasn't enjoyed a better stretch since posting seven consecutive 30 win campaigns from 1979-85.

- Iowa won 39 games last season -- the fifth-most in a single season in program history. The Hawkeyes won 41 games in 2015, the second-most wins in program history.

STATISTICAL BREAKDOWN

It's tough to envision the Iowa lineup without All-America first baseman Jake Adams (.335, 29 HR, 55 R, 14 2B, 72 RBIs) and All-Big Ten shortstop Mason McCoy (.328, 83 H, 18 2B, 5 HR, 55 R, 34 RBIs), but offensively, the Hawkeyes have a lot returning in 2018.

- Iowa has six starters, including its designated hitter, back from an offense that ranked in the top three in the Big Ten in nine categories.
- The Hawkeyes have 70.9 percent (421 of 594) of their hits, 69.9 percent (79 of 113) of their doubles, 67.6 (234 of 346) of their RBIs, 66.4 percent (250 of 376) of their runs, and 50.1 percent (36 of 71) of their home runs back in 2018. Iowa also has 80 percent of its stolen bases back (52 of 65).
- On the mound, Iowa has seven pitchers returning, but it will be a new-look staff under first-year pitching coach Desi Druschel. The Hawkeyes bring back 43.6 percent (17 of 39) of their wins, 40 percent (6 of 15) of their saves, 39.8 percent (187 of 470) of their strikeouts, and 36.8 percent (200 of 543 2/3) of their innings pitched.

ROSTER BREAKDOWN

- Of Iowa's 32-man roster, nine are freshman, eight are sophomores, 11 are juniors, and four are seniors.
- Iowa has 19 Iowa natives on the roster -- the most of any state. Eight Hawkeyes hail from Illinois, two from Missouri, and one from Indiana, South Dakota, and Canada.
- The Hawkeyes have two sets of junior college teammates on the 2018 roster. Tyler Cropley and Matt Hoeg were teammates for two seasons at Iowa Western Community College, while Chris Whelan and Brady Schanuel were teammates in 2016 at Parkland Community College.
- Iowa has one set of high school teammates; Zach Daniels and Matt Berst (Cedar Rapids Kennedy High School).

TEAM CAPTAINS

Iowa's team captains for the 2018 season are senior Tyler Cropley, redshirt junior Nick Allgeyer, junior Robert Neustrom, and redshirt sophomore Kyle Shimp.

SILVER MEDALISTS IN TAIWAN

Iowa made history when it represented the United States at the 2017 World University Games in Taiwan. Competing as the USA Team, Iowa claimed the silver medal, becoming the first American team to medal in Universiade history. Iowa went 5-2 during the two-week stretch before falling to Japan in the gold medal game.

DEFENDING BIG TOURNEY CHAMPS

- Iowa went 4-1 during a four-day stretch to claim the program's first Big Ten Tournament title in school history in 2017. It was the second straight year the team advanced to the title game.
- The Hawkeyes won three games over higher seeded teams -- fourth-seeded Maryland, top-seeded Nebraska,

and third-seeded Minnesota -- to reach the title game. Iowa defeated eighth-seeded Northwestern, 13-4, to claim the title.

IOWA'S BACKBONE

The Hawkeyes have been built on pitching and defense under UI head coach Rick Heller.

- Iowa has ranked in the top 24 nationally in the nation in team fielding percentage in each of the past three seasons. The Hawkeyes have been in the top four in the Big Ten throughout Heller's tenure.
- Iowa has posted team ERA records in 2015 and 2016 (2.95 in 2015, 3.56 in 2016), ranking in the top four in the conference in both seasons. The Hawkeyes set school strikeout records in 2016 and 2017.

COACHING STAFF CHANGES

- Marty Sutherland was promoted to associate head coach in the offseason. He also serves as recruiting coordinator.
- Desi Druschel was promoted to an assistant coach after serving as the director of baseball operations for three seasons.
- Nic Ungs joins the coaching staff as the director of baseball operations. Ungs played for Rick Heller at Northern Iowa and played professional baseball for 11 seasons.

#HELLERBALL

- UI head coach Rick Heller is one of nine coaches all-time to lead three different NCAA Division I teams to regional play.
- Heller recorded his 800th career win against Lehigh on March 12 at the Snowbird Classic in Florida.
- The Hawkeyes have won 30 or more games in each of Heller's four seasons as the helm of the program. It's a first for the team since winning 30 or more in seven straight seasons from 1979-85.
- Heller has led the Hawkeyes to two NCAA Regional appearances in three seasons; the program had three regional appearances in its history prior to his arrival.
- Heller is fourth in school history in career wins with 140 in his four seasons at Iowa, including the second (41) and fifth-most (39) in school history.
- Heller led Iowa to its first Big Ten Tournament title in 2017 -- the first conference title since 1990 -- and he guided the Hawkeyes to the Big Ten Tournament title game in consecutive seasons. Iowa has advanced to the league tournament in four straight years for the first time in program history.
- Heller has coached at least one first-team All-Big Ten selection each season, and has 15 Major League Baseball Draft picks in four seasons -- the most in a four-year stretch in school history.
- Iowa had a school-record six All-Big Ten selections in 2015 and five in 2017. The Hawkeyes have had 18 All-Big Ten honorees in four seasons under Heller.
- Iowa has posted winning streaks of nine games (in 2015) and eight games (in 2017) -- the longest streaks for the program since 2012.


FOLLOW THE HAWKEYES

Iowa baseball fans can follow the Hawkeyes on Facebook/iowabaseball, Twitter: @UIBaseball, and Instagram/UI-Baseball in addition to coverage on hawkeyesports.com.



1 LORENZO ELION

So. • IF • 6-2 • 185
Chicago, Ill. • Kirkwood CC • Simeon Academy



2018 GAME-BY-GAME STATS

#1 Elion, Lorenzo - 25 games (All games)

Date	Opponent	Pos	AB	R	H	RBI	2B	3B	HR	BB	SB	CS	HBP	SAC	SF	GDP	K	PO	A	E	Avg	
Feb 16	vs Toledo	*3b	4	1	3	0	0	0	0	0	0	0	0	0	0	0	1	1	1	0	.750	
Feb 17	vs Oakland	*3b	3	0	1	0	0	0	0	0	0	2	0	1	0	0	0	3	3	0	.571	
Feb 18	vs Old Dominion	*3b	5	1	2	0	0	0	0	0	0	0	0	0	0	0	0	0	1	2	.500	
Feb 23	vs Virginia Tech	*3b	4	0	0	0	0	0	0	0	0	0	0	0	0	0	2	0	2	0	.375	
Feb 24	vs Ball St.	*3b	3	0	1	0	0	0	0	0	0	0	1	0	0	0	2	0	0	1	.368	
Feb 27	CORNELL COLLEGE	*3b	3	1	1	3	0	0	0	0	0	0	0	0	2	0	0	1	1	0	.364	
Mar 02	at UAB	*3b	4	0	0	0	0	0	0	0	0	0	0	0	0	0	1	0	3	0	.308	
Mar 03	at UAB	*3b	6	0	2	1	0	0	0	0	1	1	0	0	0	0	1	0	2	1	.312	
Mar 04	at UAB	*3b	3	0	1	0	0	0	0	0	0	0	0	0	0	0	2	1	1	0	.314	
Mar 09	at UNLV	*3b	4	0	1	0	0	0	0	0	0	0	0	0	0	1	2	0	0	0	.308	
Mar 10	at UNLV	*3b	3	0	1	1	1	0	0	0	0	0	0	0	0	0	1	4	1	1	.310	
Mar 10	at UNLV	*3b	2	1	0	0	0	0	0	1	0	0	1	0	0	0	0	0	1	3	.295	
Mar 14	vs Missouri State	*dh	3	0	1	1	0	0	0	0	0	0	0	0	0	0	2	0	0	0	.298	
Mar 17	EVANSVILLE-1	*3b	1	0	0	0	0	0	0	0	0	0	0	0	0	0	0	0	1	0	.292	
Mar 17	EVANSVILLE-2	ph/3b	1	0	0	0	0	0	0	0	0	0	0	0	0	0	0	0	1	0	.286	
Mar 18	EVANSVILLE	*3b	0	0	0	0	0	0	0	0	0	0	0	1	0	0	0	0	0	0	.286	
Mar 21	LORAS COLLEGE	*3b	3	0	0	0	0	0	0	0	0	0	0	0	0	0	2	1	1	0	.269	
Mar 28	BRADLEY	ph/3b	1	0	1	1	0	0	0	0	0	0	0	0	0	0	0	0	0	0	.283	
Mar 31	at Illinois	*3b	4	0	1	1	0	0	0	1	0	0	0	0	0	0	1	1	0	0	.281	
Apr 01	at Illinois	*3b	4	0	2	2	0	0	0	0	0	0	0	0	0	0	0	0	3	1	.295	
Apr 04	GRAND VIEW	*3b	3	0	1	2	0	0	0	0	0	0	0	0	1	0	1	0	2	0	.297	
Apr 07	OHIO STATE-1	*3b	4	0	0	0	0	0	0	0	0	0	0	0	0	0	2	2	1	0	.279	
Apr 07	OHIO STATE-2	*3b	4	1	2	3	0	0	0	0	0	0	0	0	0	0	1	0	0	0	.292	
Apr 08	OHIO STATE	*3b	4	0	0	0	0	0	0	0	1	0	0	0	0	0	0	0	1	0	.276	
Apr 11	COE COLLEGE	*3b	6	4	5	6	1	1	2	0	0	0	0	0	0	0	0	1	2	0	.317	
Totals			21gs	82	9	26	21	2	1	2	2	4	1	3	1	3	1	20	17	28	9	.317

On base pct. .344 • Slugging pct. .439

CAREER HIGHS

AB: 6, 2X, LAST VS. COE COLLEGE, 4/11/18

H: 5 vs. COE COLLEGE, 4/11/18

R: 4 vs. COE COLLEGE, 4/11/18

2B: 1, 2X, LAST VS. COE COLLEGE, 4/11/18

3B: 1 vs. COE COLLEGE, 4/11/18

HR: 2 vs. COE COLLEGE, 4/11/18

RBI: 6 vs. COE COLLEGE, 4/11/18

BB: 1, 2X, LAST AT ILLINOIS, 3/31/18

SB: 2 vs. OAKLAND, 2/17/18

SEASON HIGHLIGHTS

- Has started 21 games... 20 at third base and one as the designated hitter... hitting .317 (26-of-82) with nine runs and 21 RBIs... has hit safely in 16 games and reached safely in 17 contests... has six multi-hit games (four 2-hit, one 3-hit, one 5-hit)... tied for second on the team with 21 RBIs... has 13 RBIs over Iowa's last six games where he's hitting .400 (10-of-25) with four extra base hits
- Became the second Hawkeye in the last decade to hit for the cycle, finishing 5-for-6 with two home runs, six RBIs, and four runs in the 16-1 win over Coe College (4/11)... the five hits tied a single-game school record... the two home runs were the first two of his career... the five hits are tied for a Big Ten high this season
- Was on SportsCenter's Top 10 plays on April 8 after making a spectacular defensive play to his right at third base against Ohio State... the play was No. 8 on the plays of the day... drove in three runs, finishing 2-for-4 with three RBIs in game two victory over Ohio State (4/7)
- Tallied his fourth multi-hit game in the series finale at No. 22 Illinois, finishing 2-for-4 with two RBIs... had the game-tying two-run single in the sixth inning... had a game-tying, eighth-inning, pinch-hit RBI single against Bradley (3/28)... had a career-high three RBIs in Iowa's midweek win over Cornell (2/27), finishing 1-for-3 in the contest
- Had a pair of multi-hit games at the Diamond 9 Sunshine State Classic... went 3-for-4 with a run scored vs. Toledo (2/16) in his first game as a Hawkeye, including singling and scoring the game-winning run in the bottom of the ninth inning... went 2-for-5 with a run scored against Old Dominion (2/18)... had two steals vs. Oakland (2/17)
- Hit .364 (8-of-22) during Iowa's silver medal run at World University Games in Taiwan with hits in five of six games
- Junior college transfer from Kirkwood Community College, where he was an all-region selection as a freshman... hit .347 with 21 extra base hits and 45 RBIs

CAREER STATS

YEAR	AVG.	G-GS	AB	R	H	2B	3B	HR	RBIS	BB	HBP	SO	SB-A
2018	.317	25-21	82	9	26	2	1	2	21	2	3	20	4-5
TOTALS	.317	25-21	82	9	26	2	1	2	21	2	3	20	4-5

Instagram: [UIBaseball](#)



Twitter: [@UIBaseball](#)



Facebook: [iowabaseball](#)

2 ZACH DANIELS

Jr. • RHP • 5-11 • 160
Robins, Iowa • Cedar Rapids Kennedy HS



2018 GAME-BY-GAME STATS

#2 Daniels, Zach - 11 appearances (All games)

Date	Opponent	GS	IP	H	R	ER	BB	SO	2B	3B	HR	WP	BK	HBP	IBB	Score	W-L	Sv	ERA	NP
Feb 16	vs Toledo		2.0	1	0	0	3	3	0	0	0	0	0	0	0	4-3	0-0	0	0.00	44
Feb 18	vs Old Dominion		2.0	0	0	0	0	1	0	0	0	0	0	0	0	4-1	0-0	1	0.00	15
Feb 23	vs Virginia Tech		3.0	1	0	0	1	4	0	0	0	0	0	0	0	2-1	1-0	1	0.00	39
Mar 02	at UAB		1.2	1	0	0	0	1	0	0	0	0	0	0	0	4-1	1-0	2	0.00	14
Mar 11	at UNLV		1.1	4	5	2	0	2	0	0	1	1	1	0	0	3-13	1-1	2	1.80	32
Mar 18	EVANSVILLE		3.1	2	1	1	1	5	0	1	0	0	0	1	0	4-3	2-1	2	2.03	48
Mar 23	INDIANA-2		2.0	1	1	1	1	1	0	0	0	0	0	1	0	5-1	2-1	2	2.35	31
Mar 28	BRADLEY		2.0	0	0	0	1	3	0	0	0	1	0	1	0	13-9	3-1	2	2.08	35
Mar 30	at Illinois		1.2	0	0	0	2	2	0	0	0	0	0	0	0	8-5	3-1	2	1.89	-
Apr 01	at Illinois		1.0	2	0	0	2	0	0	0	0	0	0	0	0	4-2	3-1	2	1.80	31
Apr 08	OHIO STATE		3.0	1	0	0	1	3	0	0	0	2	0	0	0	2-1	4-1	2	1.57	43
Totals		0	23.0	13	7	4	12	25	0	1	1	4	1	3	0	53-40	4-1	2	1.57	-

CAREER-HIGHS

AB: 4, 9X, LAST VS. MINNESOTA, 5/25/16
H: 3 vs. SAVANNAH STATE, 5/13/16
R: 2, 4X, vs. MARYLAND, 5/28/16
2B: 1, 2X, LAST AT MINNESOTA, 4/1/16
3B: N/A
HR: N/A
RBIs: 4 vs. NORTHWESTERN COLLEGE, 3/8/16
BB: 3 vs. MARYLAND, 5/28/16
SB: 1, 6X, LAST vs. AT WESTERN ILLINOIS, 5/17/16

PITCHING

IP: 4.2 vs. OHIO STATE, 5/14/17
H: 5, 2X, LAST AT ILLINOIS, 5/19/17
R: 5 at UNLV, 3/11/18
ER: 4 at SOUTH FLORIDA, 2/17/17
SO: 8 vs. OHIO STATE, 5/14/17
BB: 3, 2X, LAST vs. TOLEDO, 2/16/18

SEASON HIGHLIGHTS

- Is 4-1 with a 1.57 ERA in 11 appearances with two saves... has 25 strikeouts over 23 innings... has allowed one or fewer hits in eight of his 11 appearances and zero runs in eight of 11 appearances
- Four victories are tied for eighth in the Big Ten
- Earned his fourth victory, allowing one hit over three shutout innings against Ohio State (4/8), fanning three... got the final out just before a winter snow storm hit Iowa City
- Tossed 2 2/3 shutout innings in games one and three in the road series win at No. 22 Illinois... recorded his third win, tossing two shutout inning against Bradley (3/28)...notched his second win, pitching a season-high 3.1 innings against Evansville (3/18)... allowed one run on two hits and fanned a season-high five batters... got the final five outs to record his second save at UAB (3/2)... notched his first save of the season in the 4-1 win over Old Dominion (2/18)... recorded his first win against Virginia Tech (2/23), logging a season-high three innings, surrendering one hit and fanning four
- Named to Big Ten Preseason Honors List... named the 47th-best reliever in college baseball by D1Baseball.com
- Expected to serve as Iowa's closer... went 7-3 with a 3.22 ERA in 24 appearances as a sophomore with 55 strikeouts in 50 1/3 innings
- D1Baseball.com says Daniels is a candidate to be a top-10 round selection in 2018 MLB Draft.

CAREER STATS

YEAR	ERA	W-L	APP	GS	CG	SHO	SV	IP	H	R	ER	BB	SO
2016	1.50	1-1	16	0	0	0/1	5	18.0	14	3	3	4	15
2017	3.22	7-3	24	0	0	0/1	1	50.1	55	23	18	25	55
2018	1.57	4-1	11	0	0	0/0	2	23.0	13	7	4	12	25
TOTALS	2.46	12-5	51	0	0	0/2	8	91.1	82	33	25	41	95



3 MATT HOEG

Sr. • IF • 6-1 • 200
Waukee, Iowa • Iowa Western CC • Waukee HS



2018 GAME-BY-GAME STATS

#3 Hoeg, Matt - 30 games (All games)

Date	Opponent	Pos	AB	R	H	RBI	2B	3B	HR	BB	SB	CS	HBP	SAC	SF	GDP	K	PO	A	E	Avg	
Feb 16	vs Toledo	*1b	3	1	2	0	0	0	0	1	0	0	0	0	0	0	0	8	0	0	.667	
Feb 17	vs Oakland	*of	2	1	1	0	0	0	0	1	1	0	1	0	0	0	1	4	0	0	.600	
Feb 18	vs Old Dominion	*1b	3	1	2	1	0	0	0	0	0	0	0	0	1	0	0	5	1	0	.625	
Feb 23	vs Virginia Tech	*1b	4	0	0	0	0	0	0	0	0	0	0	0	0	0	2	6	1	0	.417	
Feb 24	vs Ball St.	*1b	4	0	1	0	0	0	0	0	0	0	0	0	0	0	3	3	1	0	.375	
Feb 25	at New Orleans	*3b	4	0	0	0	0	0	0	1	0	0	0	0	0	0	1	4	1	0	.300	
Feb 27	CORNELL COLLEGE	*1b	1	1	0	0	0	0	0	1	0	0	0	0	0	0	0	7	0	0	.286	
Mar 02	at UAB	*1b	3	0	1	0	0	0	0	1	0	0	0	0	0	0	1	11	0	0	.292	
Mar 03	at UAB	*1b	2	2	1	0	0	0	3	1	0	0	0	0	0	0	0	7	0	0	.308	
Mar 04	at UAB	*1b	3	0	0	0	0	0	0	0	0	0	0	0	0	0	2	10	0	0	.276	
Mar 09	at UNLV	*1b	4	0	1	0	0	0	0	0	0	0	0	0	0	0	1	4	0	0	.273	
Mar 10	at UNLV	*1b	3	0	0	0	0	0	0	0	0	0	0	0	0	0	0	4	1	0	.250	
Mar 11	at UNLV	*1b	4	0	2	0	0	0	0	0	0	0	0	0	0	0	1	9	2	0	.275	
Mar 14	vs Missouri State	*3b	5	1	1	1	0	0	1	0	0	0	0	0	0	0	2	0	1	0	.267	
Mar 17	EVANSVILLE-1	*3b/1b	3	1	1	2	0	0	0	0	0	0	0	0	1	0	0	3	2	0	.271	
Mar 17	EVANSVILLE-2	*3b/1b	4	0	2	1	0	0	0	0	0	0	0	0	0	0	1	2	1	1	.288	
Mar 18	EVANSVILLE	*3b/1b	4	0	1	0	0	0	0	0	0	0	0	0	0	0	1	3	2	0	.286	
Mar 20	SAINT LOUIS	*3b	5	1	2	1	0	0	0	0	0	0	0	0	0	0	1	0	0	0	.295	
Mar 21	LORAS COLLEGE	*1b/3b	3	0	1	3	1	0	0	1	0	0	0	0	0	0	0	8	0	0	.297	
Mar 23	INDIANA-1	*3b	4	0	0	0	0	0	0	0	0	0	0	0	0	0	2	0	4	0	.279	
Mar 23	INDIANA-2	*3b	4	0	1	1	0	0	0	0	0	0	0	0	0	1	1	1	1	0	.278	
Mar 28	BRADLEY	*3b	4	0	0	0	0	0	0	0	0	1	0	0	0	0	4	0	3	0	.263	
Mar 30	at Illinois	*3b	5	0	0	1	0	0	0	0	0	0	0	0	0	0	0	1	1	0	.247	
Mar 31	at Illinois	*1b	3	0	1	1	0	0	0	0	0	0	0	0	0	0	0	3	1	0	.250	
Apr 01	at Illinois	3b	0	0	0	0	0	0	0	0	0	0	0	0	0	0	0	0	0	0	.250	
Apr 04	GRAND VIEW	1b	0	0	0	0	0	0	0	0	0	0	0	0	0	0	0	1	0	0	.250	
Apr 07	OHIO STATE-1	*1b	3	0	0	0	0	0	0	0	0	0	0	0	0	0	2	8	1	0	.241	
Apr 07	OHIO STATE-2	1b	0	0	0	0	0	0	0	0	0	0	0	0	0	0	0	2	0	0	.241	
Apr 08	OHIO STATE	1b	1	0	0	0	0	0	0	0	0	0	0	0	0	0	0	5	0	0	.239	
Apr 11	COE COLLEGE	1b	2	2	1	1	1	0	0	1	0	0	0	0	0	0	0	6	0	0	.244	
Totals			25gs	90	11	22	13	2	0	1	10	2	1	1	0	2	1	26	122	27	2	.244

On base pct. .320 • Slugging pct. .300

CAREER HIGHS

AB: 5, 7X, LAST AT ILLINOIS, 3/30/18

H: 4 AT ILLINOIS, 5/19/17

R: 4 AT ILLINOIS, 5/19/17

2B: 2, 3X, LAST AT ILLINOIS, 5/19/17

3B: 1 VS. LORAS COLLEGE, 2/22/17

HR: 1, 6X, LAST VS. MISSOURI STATE, 3/14/18

RBI: 4 VS. RUTGERS, 4/21/17

BB: 3 AT UAB, 3/3/18

SB: 1, 5X, LAST AT UAB, 3/3/18

SEASON HIGHLIGHTS

- Iowa's utility player... has started 25 games -- 14 games at first base, 10 at third base, and one in left field... hitting .244 with 11 runs and 13 RBIs... has hit safely in 17 games and reached safely in 19 contests... has five multi-hit contests -- all two-hit games... had a season-high seven game hitting streak from March 11-21
- Had a bases-clearing, game-tying three-run double in the eighth inning in Iowa's 6-4 come-from-behind victory over Loras College (3/21)... hit his first home run of the season, connecting on a leadoff blast against Missouri State (3/14)... was 1-for-2 with two runs and a career-high three walks in a game two win at UAB (3/3)... had a pair of two-hit games at the Diamond 9 Sunshine State Classic... scored the game-tying run in the walk-off victory over Toledo
- Hit .277 with 38 RBIs and 32 runs as a junior... had 16 doubles, one triple, and five home runs... tied for third in the Big Ten in doubles (16)... finished tied for 11th in Big Ten play with 22 RBIs... started 56 games... 55 at third base and one as designated hitter... hit safely in 36 games with 15 multi-hit contests -- 14 two-hit, one four-hit games (5/27), and 1-for-2 with a two-run double in the title game against Northwestern (5/28).
- Junior-college All-American at Iowa Western Community College

CAREER STATS

YEAR	AVG.	G-GS	AB	R	H	2B	3B	HR	RBIS	BB	HBP	SO	SB-A
2017	.277	60-56	195	32	54	16	1	5	38	24	3	54	3-7
2018	.244	30-25	90	11	22	2	0	1	13	10	1	26	2-3
TOTALS	.267	90-81	285	43	76	18	1	6	51	34	4	80	5-10

Instagram: [UIBaseball](#)



Twitter: [@UIBaseball](#)



Facebook: [iowabaseball](#)

4 MITCHELL BOE

Jr. • IF • 5-10 • 175
Naperville, Ill. • Joilet Catholic HS



2018 GAME-BY-GAME STATS

#4 Boe, Mitchell - 28 games (All games)

Date	Opponent	Pos	AB	R	H	RBI	2B	3B	HR	BB	SB	CS	HBP	SAC	SF	GDP	K	PO	A	E	Avg	
Feb 16	vs Toledo	*2b	4	0	1	0	0	0	0	0	0	0	0	0	0	0	1	1	2	0	.250	
Feb 17	vs Oakland	*2b	4	0	1	2	1	0	0	0	0	0	0	0	0	0	0	1	1	3	0	.250
Feb 18	vs Old Dominion	*2b	4	0	1	2	1	0	0	0	0	0	0	0	0	0	0	1	3	1	0	.250
Feb 23	vs Virginia Tech	*2b	3	0	0	0	0	0	0	0	0	0	0	0	0	0	1	1	2	0	.200	
Feb 25	at New Orleans	*2b	4	2	2	0	0	0	1	1	0	0	0	0	0	0	0	1	5	0	.263	
Feb 27	CORNELL COLLEGE	*2b	1	1	0	0	0	0	0	1	0	0	0	0	0	0	1	0	0	0	.250	
Mar 02	at UAB	*2b	2	1	0	0	0	0	0	1	0	0	0	1	0	0	2	1	5	0	.227	
Mar 03	at UAB	*2b	3	2	2	0	0	0	0	1	0	0	0	1	0	0	1	2	1	0	.280	
Mar 04	at UAB	*2b	2	0	0	0	0	0	0	0	0	0	0	0	0	0	1	1	3	0	.259	
Mar 09	at UNLV	*2b	2	0	0	0	0	0	0	1	0	0	0	0	0	0	0	0	2	0	.241	
Mar 11	at UNLV	*2b	3	1	2	0	1	0	0	0	0	0	0	0	0	1	0	4	3	0	.281	
Mar 14	vs Missouri State	*2b	4	0	1	0	0	0	0	0	0	0	0	0	0	0	0	0	3	0	.278	
Mar 17	EVANSVILLE-1	*2b	4	0	1	0	0	0	0	0	0	0	0	0	0	0	0	2	3	0	.275	
Mar 17	EVANSVILLE-2	*2b	4	0	1	0	1	0	0	0	0	0	0	0	0	1	1	1	2	0	.273	
Mar 18	EVANSVILLE	*2b	4	0	0	0	0	0	0	0	0	0	0	0	0	0	2	4	1	0	.250	
Mar 20	SAINT LOUIS	*2b	3	0	0	0	0	0	0	0	0	0	0	0	0	0	0	4	2	0	.235	
Mar 21	LORAS COLLEGE	*2b	0	0	0	0	0	0	0	0	0	0	0	0	0	0	0	0	0	0	.235	
Mar 23	INDIANA-1	*2b	1	0	0	1	0	0	0	0	0	0	0	1	0	0	0	3	4	0	.231	
Mar 23	INDIANA-2	*2b	3	0	0	0	0	0	0	1	0	0	0	0	0	0	2	1	2	0	.218	
Mar 28	BRADLEY	*2b	3	2	2	1	1	0	0	1	0	0	0	1	0	0	0	3	2	0	.241	
Mar 30	at Illinois	*2b	4	1	1	0	0	0	0	0	0	0	0	0	0	0	1	2	2	1	.242	
Mar 31	at Illinois	*2b	1	0	0	0	0	0	0	0	0	0	0	0	0	0	1	0	0	0	.238	
Apr 01	at Illinois	*2b	4	0	2	0	0	0	0	0	1	0	0	0	0	1	1	1	3	0	.254	
Apr 04	GRAND VIEW	*2b	2	0	0	0	0	0	0	1	0	0	0	0	0	0	1	3	1	0	.246	
Apr 07	OHIO STATE-1	*2b	4	0	2	0	0	0	0	0	0	0	0	0	0	0	0	0	1	0	.260	
Apr 07	OHIO STATE-2	*2b	3	1	1	1	1	0	0	1	0	0	0	0	0	0	1	2	3	1	.263	
Apr 08	OHIO STATE	*2b	4	0	0	0	0	0	0	0	0	0	0	0	0	0	0	2	4	0	.250	
Apr 11	COE COLLEGE	*2b	2	1	1	2	1	0	0	0	0	0	0	0	0	1	0	0	0	1	.256	
Totals			27gs	82	12	21	9	7	0	9	2	0	0	3	1	4	18	43	60	3	.256	

On base pct. .326 • Slugging pct. .341

CAREER-HIGHS

AB: 5, 4X, LAST VS. NORTHWESTERN, 5/28/17

H: 3 AT OHIO STATE, 5/7/16

R: 3, 2X, LAST AT OHIO STATE, 5/7/16

2B: 1, 18X, LAST VS. COE COLLEGE, 4/11/18

3B: 1, 2X, LAST VS. PENN STATE, 4/28/17

HR: --

RBI: 3, 2X, LAST VS. PENN STATE, 4/28/17

BB: 4 VS. AIR FORCE, 4/13/16

SB: 1, 9X, LAST AT ILLINOIS, 4/1/18

SEASON HIGHLIGHTS

- Iowa's starting second baseman... started 27 games at second base... hitting .256 with nine RBIs, seven doubles, and 12 runs scored... has hit safely in 15 games and reached safely in 20 contests... has six multi-hit games -- all two-hit contests
- Went 2-for-4 in the series opener against Ohio State (4/7)... went 2-for-3 with two runs and an RBI in come-from-behind victory over Bradley (3/28)
- Two-year starter at second base... was part of Iowa's most potent double-play combination in school history with Mason McCoy... ranked second nationally and broke the Iowa school record.
- Started 59 games -- all at second base... hit .244 with 29 runs and 26 RBIs... had 23 walks.

CAREER STATS


YEAR	AVG.	G-GS	AB	R	H	2B	3B	HR	RBIS	BB	HBP	SO	SB-A
2016	.190	33-18	58	12	11	1	0	0	4	13	0	13	2-2
2017	.244	61-59	197	29	48	10	2	0	26	23	1	28	5-7
2018	.256	28-27	82	12	21	7	0	0	9	9	0	18	2-2
TOTALS	.237	122-104	337	53	80	18	2	0	39	45	1	59	9-11



5 TYLER CROPLEY

Sr. • C • 5-11 • 185

McCook Lake, S.D. • Iowa Western CC • Bishop Heelan HS



2018 GAME-BY-GAME STATS

#5 Cropley, Tyler - 30 games (All games)

Date	Opponent	Pos	AB	R	H	RBI	2B	3B	HR	BB	SB	CS	HBP	SAC	SF	GDP	K	PO	A	E	Avg	
Feb 16	vs Toledo	*c	3	0	1	1	0	0	0	1	0	0	0	0	0	0	1	12	1	0	.333	
Feb 17	vs Oakland	*c	5	1	2	2	0	0	1	0	1	0	0	0	0	0	2	7	1	0	.375	
Feb 18	vs Old Dominion	*c	4	0	1	0	0	0	0	1	0	0	0	0	0	0	0	10	0	0	.333	
Feb 23	vs Virginia Tech	*c	3	0	0	0	0	0	0	1	0	0	0	0	0	1	2	11	1	0	.267	
Feb 24	vs Ball St.	*c	4	0	1	1	0	0	0	0	0	0	0	0	0	0	1	11	0	0	.263	
Feb 25	at New Orleans	*c	4	0	2	3	1	0	0	2	0	1	0	0	0	0	0	7	0	1	.304	
Feb 27	CORNELL COLLEGE	*dh	3	1	1	2	1	0	0	0	0	0	0	0	0	0	1	0	0	0	.308	
Mar 02	at UAB	*c	4	0	0	0	0	0	0	0	0	0	0	0	0	0	0	7	0	0	.267	
Mar 03	at UAB	*c	4	1	2	3	1	0	0	1	0	0	1	0	0	0	0	13	0	0	.294	
Mar 04	at UAB	*c	3	0	2	0	0	0	0	0	0	0	1	0	0	0	0	6	1	0	.324	
Mar 09	at UNLV	*c	2	0	1	0	0	0	0	2	0	0	0	0	0	0	0	8	0	0	.333	
Mar 10	at UNLV	*c	3	1	0	0	0	0	0	0	0	0	0	0	0	0	1	5	0	0	.310	
Mar 11	at UNLV	*of	4	0	1	1	0	0	0	0	0	0	0	0	0	0	1	0	4	0	.304	
Mar 14	vs Missouri State	*c	4	1	1	0	0	0	0	0	0	0	0	0	0	0	0	1	13	0	.300	
Mar 17	EVANSVILLE-1	*c/of	5	1	1	0	0	0	0	0	0	0	0	0	0	0	1	5	0	0	.291	
Mar 17	EVANSVILLE-2	*c/of	2	1	0	1	0	0	0	1	0	0	1	0	1	0	0	6	0	0	.281	
Mar 18	EVANSVILLE	*of/c	3	0	2	1	1	0	0	1	0	0	0	0	0	0	0	1	1	0	.300	
Mar 20	SAINT LOUIS	*of/c	5	1	2	0	1	0	0	0	0	0	0	0	0	0	0	2	1	0	.308	
Mar 21	LORAIN COLLEGE	*of/c	3	1	1	0	0	0	0	0	0	1	1	0	0	0	0	1	0	0	.309	
Mar 23	INDIANA-1	*c	4	0	2	0	0	0	0	0	0	0	0	0	0	0	2	9	1	0	.319	
Mar 23	INDIANA-2	*c	4	2	3	2	1	0	1	1	0	0	0	0	0	0	0	12	0	0	.342	
Mar 28	BRADLEY	*c/of	5	2	3	5	2	0	1	0	0	0	1	0	0	1	0	4	3	0	.358	
Mar 30	at Illinois	*c	2	1	1	0	1	0	0	2	0	1	1	0	0	0	0	11	1	0	.361	
Mar 31	at Illinois	*c	2	3	1	1	1	0	0	3	0	0	0	0	1	0	0	6	1	0	.365	
Apr 01	at Illinois	*c	5	1	1	1	0	0	0	0	1	0	0	0	0	0	2	7	1	0	.356	
Apr 04	GRAND VIEW	*of/c	4	0	1	0	0	0	0	0	0	0	0	0	0	0	0	5	0	0	.351	
Apr 07	OHIO STATE-1	*c	4	0	2	1	0	0	0	0	0	0	0	0	0	1	1	10	2	0	.357	
Apr 07	OHIO STATE-2	*c	3	2	2	0	0	0	0	0	0	0	1	0	0	0	1	10	0	0	.366	
Apr 08	OHIO STATE	*c	4	0	0	0	0	0	0	0	0	0	0	0	0	0	1	11	1	0	.352	
Apr 11	COE COLLEGE	*of	5	2	3	2	3	0	0	0	0	0	1	0	0	0	0	2	0	0	.364	
Totals			30gs	110	22	40	27	13	0	3	16	2	3	8	0	2	4	17	216	16	1	.364

On base pct. .471 • Slugging pct. .564

CAREER HIGHS

AB: 6 vs. MINNESOTA, 5/27/17

H: 3, 5X, LAST vs. COE COLLEGE, 4/11/18

R: 3, 2X, LAST at ILLINOIS, 3/31/18

2B: 3 vs. COE COLLEGE, 4/11/18

3B: 1, 2X, LAST at HOUSTON, 6/4/17

HR: 2 vs. MINNESOTA, 5/27/17

RBI: 5 vs. BRADLEY, 3/28/18

BB: 3, 2X, LAST at ILLINOIS, 3/31/18

SB: 2 vs. UNLV, 4/1/17

SEASON HIGHLIGHTS

- Named to the Johnny Bench Award Watch List, an award given to the top catcher in Division I baseball... named to the Big Ten Preseason Honors List... Iowa's starting catcher... has started all 30 games -- 23 behind the plate, two in center field, four in left field, and once as the designated hitter... hitting a team-best .364 with 27 RBIs and 22 runs scored... has hit safely in 25 games and reached safely in 27 contests... has at least one RBI in 15 games and seven games with two or more RBIs
- Ranks in top 11 in Big Ten in eight categories -- third in doubles (13), tied for fourth in HBP (8), fifth in on-base percentage (.471), sixth in batting average (.364), seventh in slugging (.564), tied for eighth in total bases (62), tied for ninth in RBIs (27), and tied for 11th in hits (40)... ranks in top six in six categories in Big Ten play
- Had a career-long 12-game hitting streak from March 18-April 7 and a career-best 16-game reachd base streak from March 11-April 8
- Tied a school record with three doubles against Coe College (4/11), finishing 3-for-5 with two RBIs and two runs... it was the first time since 2004 a Hawkeye has had three doubles
- Hit a walk-off grand slam -- the first walk-off blast of his baseball career -- finishing 3-for-5 with two doubles and a career-high five RBIs in Iowa's 13-9 victory over Bradley (3/28)... went 3-for-4 with a double, home run, and two RBIs in Iowa's 5-1 win over No. 11 Indiana (3/23)
- Went 2-for-4 with three RBIs in Iowa's 8-2 victory at New Orleans (2/25)... hit a two-run home run in Iowa's 8-6 victory over Oakland (2/17)... finished 2-for-5 with two RBIs
- Second-team All-Big Ten selection at catcher as a junior... started 59 games -- 56 behind the plate and three in left field... had 15 multi-hit games (13 two-hit, two three-hit)... had 13 of his multi-hit games since March 31
- Named to the Big Ten All-Tournament team after hitting a team-best .412 (7-of-17) with three home runs, seven runs, and five RBIs... hit the go-ahead solo home run in the top of the 13th in the semifinal elimination game against Minnesota (5/27)... finished game 2-for-6 with two home runs, two runs, and two RBIs
- Strong defensive catcher... gunned down 19 would-be base stealers in 2017 -- tops in the Big Ten
- Ranked as the 20th best draft prospect in the Big Ten by D1Baseball.com
- One of four team captains for the 2018 season.
- First-team all-region selection at Iowa Western Community College in 2016

CAREER STATS

YEAR	AVG.	G-GS	AB	R	H	2B	3B	HR	RBIS	BB	HBP	SO	SB-A
2017	.268	61-59	205	41	55	8	2	9	36	28	6	41	6-10
2018	.364	30-30	110	22	40	13	0	3	27	16	8	17	2-5
TOTALS	.302	91-89	315	63	95	21	2	12	63	44	14	58	8-15

Instagram: [UIBaseball](#)



Twitter: [@UIBaseball](#)



Facebook: [iowabaseball](#)

6 JUSTIN JENKINS

So. • OF • 5-10 • 185
Terre Haute, Ind. • Terre Haute South HS



2018 GAME-BY-GAME STATS

#6 Jenkins, Justin - 27 games (All games)

Date	Opponent	Pos	AB	R	H	RBI	2B	3B	HR	BB	SB	CS	HBP	SAC	SF	GDP	K	PO	A	E	Avg
Feb 18	vs Old Dominion	*of	4	0	1	0	0	0	0	0	1	0	0	0	0	0	1	2	0	0	.250
Feb 23	vs Virginia Tech	*of	2	0	0	0	0	0	0	2	0	0	0	0	0	0	2	2	0	0	.167
Feb 24	vs Ball St.	*of	2	1	1	0	0	0	0	2	0	0	0	0	0	0	1	2	0	0	.250
Feb 25	at New Orleans	*of	5	1	2	2	0	0	0	0	0	0	1	0	0	0	1	1	0	0	.308
Feb 27	CORNELL COLLEGE	*of	5	0	1	3	0	0	0	0	0	0	0	1	0	0	1	1	0	0	.278
Mar 02	at UAB	*of	4	2	1	0	0	0	0	1	0	0	0	0	0	0	1	1	0	0	.273
Mar 03	at UAB	*of	2	2	0	0	0	0	0	2	0	0	0	1	0	0	1	1	0	0	.250
Mar 04	at UAB	*of	3	0	0	0	0	0	0	0	0	0	0	0	0	1	1	3	0	0	.222
Mar 09	at UNLV	*of	2	0	0	0	0	0	0	0	0	0	0	0	0	0	2	4	0	0	.207
Mar 11	at UNLV	ph	1	0	0	0	0	0	0	0	0	0	0	0	0	0	1	0	0	0	.200
Mar 14	vs Missouri State	of	1	0	1	0	0	0	0	0	0	0	0	0	0	0	0	2	0	0	.226
Mar 17	EVANSVILLE-1	*of	3	0	2	2	0	0	0	1	0	0	0	0	0	0	0	1	0	0	.265
Mar 17	EVANSVILLE-2	*of	2	0	0	0	0	0	0	0	0	0	0	1	0	0	2	2	0	0	.250
Mar 18	EVANSVILLE	of	0	0	0	0	0	0	0	0	0	0	0	0	0	0	0	1	0	0	.250
Mar 20	SAINT LOUIS	*of	5	0	2	0	0	0	0	0	0	0	0	0	0	0	2	7	0	0	.268
Mar 21	LORAS COLLEGE	of	1	1	1	0	1	0	0	0	0	0	0	0	0	0	0	0	0	0	.286
Mar 23	INDIANA-1	*of	2	1	1	1	0	0	1	1	0	0	0	0	0	0	1	2	0	0	.295
Mar 23	INDIANA-2	*of	3	0	0	1	0	0	0	1	0	0	0	0	0	0	0	1	0	0	.277
Mar 28	BRADLEY	*of	3	1	0	0	0	0	0	2	0	0	0	0	0	0	1	0	0	0	.260
Mar 30	at Illinois	*of	3	0	1	1	1	0	0	0	0	0	0	0	1	0	0	2	0	0	.264
Mar 31	at Illinois	*of	1	0	0	1	0	0	0	0	0	0	1	0	0	0	0	2	0	1	.259
Apr 01	at Illinois	*of	2	0	1	0	0	0	0	2	0	1	0	0	0	0	0	2	0	0	.268
Apr 04	GRAND VIEW	*of	4	0	0	0	0	0	0	0	1	0	0	0	0	0	1	0	0	0	.250
Apr 07	OHIO STATE-1	*of	3	0	2	0	0	0	0	1	0	1	0	0	0	0	0	2	1	1	.270
Apr 07	OHIO STATE-2	*of	3	1	0	1	0	0	0	1	0	0	0	0	0	0	1	4	0	0	.258
Apr 08	OHIO STATE	*of	4	0	1	0	0	0	0	0	0	0	0	0	0	0	0	1	1	0	.257
Apr 11	COE COLLEGE	*of	1	2	1	1	1	0	0	3	0	0	0	0	0	0	0	0	0	0	.268
Totals			71	12	19	13	3	0	1	19	2	2	2	3	1	1	22	45	1	2	.268

On base pct. .430 • Slugging pct. .352

CAREER-HIGHS

AB: 5, 3X, LAST VS. SAINT LOUIS, 3/20/18

H: 2, 4X, LAST VS. OHIO STATE, 4/7/18

R: 2, 4X, LAST VS. COE COLLEGE, 4/11/18

2B: 1, 5X, LAST VS. COE COLLEGE, 4/11/18

3B: N/A

HR: 1 vs. INDIANA, 3/23/18

RBI: 3 vs. CORNELL COLLEGE, 2/27/18

BB: 3 vs. COE COLLEGE, 4/11/18

SB: 1, 4X, LAST VS. GRAND VIEW, 4/4/18

SEASON HIGHLIGHTS

- Has started 23 games -- all in center field... hitting .268 (19-of-71) with 13 RBIs and 12 runs... has drawn 19 walks -- seventh-most in the Big Ten... has hit safely in 16 games and reached safely in 22 contests... has four multi-hit games -- all two-hit contests
- Went 1-for-2 with a solo home run -- the first of his career -- against No. 11 Indiana (3/23)... scored two runs in back-to-back games at UAB (3/2-4)... went 2-for-5 with two RBIs in win at New Orleans (2/25) and had a career-high three RBIs in the win over Cornell College (2/27)
- Strong defensive outfielder... appeared in 41 games as a freshman, primarily as a defensive replacement

CAREER STATS

YEAR	AVG.	G-GS	AB	R	H	2B	3B	HR	RBIS	BB	HBP	SO	SB-A
2017	.148	41-6	27	7	4	2	0	0	3	5	3	10	2-2
2018	.268	27-23	71	12	19	3	0	1	13	19	2	22	2-4
TOTALS	.235	68-29	98	19	23	5	0	1	16	24	5	32	4-6



7 GRANT JUDKINS

So. • RHP/IF • 6-3 • 190
Pella, Iowa • Pella HS



2018 GAME-BY-GAME STATS

#7 Judkins, Grant - 12 games (All games)

Date	Opponent	Pos	AB	R	H	RBI	2B	3B	HR	BB	SB	CS	HBP	SAC	SF	GDP	K	PO	A	E	Avg	
Feb 16	vs Toledo	ph	0	0	0	0	0	0	0	1	0	0	0	0	0	0	0	0	0	0	0	.000
Feb 17	vs Oakland	*1b	3	1	1	1	0	0	0	1	1	0	0	0	0	0	2	9	0	0	0	.333
Feb 18	vs Old Dominion	*dh	3	0	0	1	0	0	0	2	0	0	0	0	0	0	0	1	0	0	0	.167
Feb 23	vs Virginia Tech	*dh	2	0	0	0	0	0	0	0	0	0	0	0	0	0	0	1	0	0	0	.125
Feb 25	at New Orleans	*1b	3	0	0	0	0	0	0	2	0	0	0	0	0	0	0	14	1	0	0	.091
Mar 14	vs Missouri State	ph	1	0	1	0	1	0	0	0	0	0	0	0	0	0	0	0	0	0	0	.167
Mar 20	SAINT LOUIS	ph	0	0	0	0	0	0	0	1	0	0	0	0	0	0	0	0	0	0	0	.167
Mar 23	INDIANA-1	ph	1	0	0	0	0	0	0	0	0	0	0	0	0	0	0	1	0	0	0	.154
Mar 30	at Illinois	1b	0	0	0	0	0	0	0	0	0	0	0	0	0	0	0	1	0	0	0	.154
Mar 31	at Illinois	p	0	0	0	0	0	0	0	0	0	0	0	0	0	0	0	0	1	0	0	.154
Apr 08	OHIO STATE	ph/of	3	0	1	1	1	0	0	0	0	0	0	0	0	0	0	2	0	0	0	.188
Apr 11	COE COLLEGE	*dh	1	1	0	0	0	0	0	1	0	0	1	0	0	0	1	0	0	0	0	.176
Totals		5gs	17	2	3	3	2	0	0	8	1	0	1	0	0	0	6	27	1	0	0	.176

On base pct. .462 • Slugging pct. .294

#7 Judkins, Grant - 5 appearances (All games)

Date	Opponent	GS	IP	H	R	ER	BB	SO	2B	3B	HR	WP	BK	HBP	IBB	Score	W-L	Sv	ERA	NP
Feb 24	vs Ball St.		2.0	1	1	0	0	2	0	0	0	0	1	0	0	6-14	0-0	0	0.00	30
Mar 21	LORAS COLLEGE	*	4.0	1	0	0	1	3	0	0	0	0	0	0	0	6-4	0-0	0	0.00	55
Mar 28	BRADLEY		0.2	3	3	2	1	1	2	0	0	1	0	0	0	13-9	0-0	0	2.70	25
Mar 31	at Illinois		4.1	4	2	2	2	4	0	1	1	0	0	0	0	12-13	0-0	0	3.27	77
Apr 07	OHIO STATE-1		3.0	3	0	0	1	3	1	1	0	0	0	0	1	1-2	0-0	0	2.57	45
Totals		1	14.0	12	6	4	5	13	3	2	1	1	1	0	1	38-42	0-0	0	2.57	-

CAREER-HIGHS

AB: 6 vs. MINNESOTA, 5/27/17

H: 2, 7X, LAST vs. MINNESOTA, 5/27/17

R: 2 vs. NORTHWESTERN, 5/28/17

2B: 1, 3X, LAST vs. OHIO STATE, 4/8/18

3B: N/A

HR: 1, 2X, LAST at WESTERN ILLINOIS, 5/2/17

RBI: 3 vs. NORTHERN ILLINOIS, 3/7/17

BB: 3 vs. BUCKNELL, 3/11/17

SB: 1, 2X, LAST vs. OAKLAND, 2/17/18

PITCHING

IP: 4.1 at ILLINOIS, 3/31/18

H: 5, 2X, LAST at KANSAS STATE, 3/19/17

R: 5 vs. NORTHERN ILLINOIS, 3/7/17

ER: 5 vs. NORTHERN ILLINOIS, 3/7/17

SO: 5, 2X, LAST vs. LEHIGH, 3/12/17

BB: 2, 3X, LAST at ILLINOIS, 3/31/18

SEASON HIGHLIGHTS

- Has started five games -- two at first base and three at designated hitter... hitting .176 with three RBIs and eight walks... is 0-0 with a 2.57 ERA in five appearances, including one start
- Had the game-winning RBI double in the eighth inning in Iowa's 2-1 series-clinching victory over Ohio State (4/8)... also tossed three shutout innings in relief, scattering three hits and striking out three in game one against OSU (4/7)
- Tossed a career-high 4 1/3 innings in game two at Illinois, allowing two runs on four hits and punching out four... made his first start of the season against Loras College (3/21), allowing one hit and striking out three over four shutout innings
- Hit .270 with 11 runs and 16 RBIs... went 1-0 with a 7.59 ERA in 10 appearances (five starts) as a freshman.

CAREER STATS

YEAR	AVG.	G-GS	AB	R	H	2B	3B	HR	RBIS	BB	HBP	SO	SB-A
2017	.270	37-31	111	11	30	1	0	2	16	19	4	27	1-3
2018	.176	11-5	17	2	3	2	0	0	3	8	1	6	1-1
TOTALS	.258	48-36	128	13	33	3	0	2	19	27	5	33	2-4

YEAR	ERA	W-L	APP	GS	CG	SHO	SV	IP	H	R	ER	BB	SO
2017	7.59	1-0	10	5	0	0/0	0	21.1	28	20	18	10	23
2018	2.57	0-0	5	1	0	0/0	0	14.0	12	6	4	5	13
TOTALS	5.60	1-0	15	6	0	0/0	0	35.1	40	26	22	15	36

Instagram: [UIBaseball](#)



Twitter: [@UIBaseball](#)



Facebook: [iowabaseball](#)

8 LUKE FARLEY

Jr. • OF • 6-0 • 215
Denver, Iowa • Waterloo Columbus HS



2018 GAME-BY-GAME STATS

#8 Farley, Luke - 13 games (All games)

Date	Opponent	Pos	AB	R	H	RBI	2B	3B	HR	BB	SB	CS	HBP	SAC	SF	GDP	K	PO	A	E	Avg
Feb 17	vs Oakland	ph	1	0	0	0	0	0	0	0	0	0	0	0	0	0	1	0	0	0	.000
Feb 24	vs Ball St.	ph/of	1	1	1	1	0	0	0	1	0	0	0	0	0	0	0	0	0	0	.500
Feb 27	CORNELL COLLEGE	of	1	1	0	0	0	0	0	0	0	0	1	0	0	0	0	2	0	0	.333
Mar 04	at UAB	ph/of	1	0	0	0	0	0	0	0	0	0	0	0	0	0	1	0	0	0	.250
Mar 10	at UNLV	*of	3	1	0	0	0	0	0	0	0	0	0	0	0	0	0	1	0	0	.143
Mar 14	vs Missouri State	ph	1	0	0	0	0	0	0	0	0	0	0	0	0	0	0	0	0	0	.125
Mar 18	EVANSVILLE	ph	1	0	0	0	0	0	0	0	0	0	0	0	0	0	0	0	0	0	.111
Mar 21	LORAS COLLEGE	ph	1	0	0	0	0	0	0	0	0	0	0	0	0	0	1	0	0	0	.100
Mar 31	at Illinois	ph/of	3	1	2	0	1	1	0	0	0	0	0	0	0	0	0	0	0	0	.231
Apr 04	GRAND VIEW	ph	1	0	0	0	0	0	0	0	0	0	0	0	0	0	0	0	0	0	.214
Apr 07	OHIO STATE-1	ph	1	0	0	0	0	0	0	0	0	0	0	0	0	0	0	0	0	0	.200
Apr 08	OHIO STATE	ph	1	0	0	0	0	0	0	0	0	0	0	0	0	0	1	0	0	0	.188
Apr 11	COE COLLEGE	of	3	0	0	0	0	0	0	0	0	0	0	0	0	0	1	1	0	1	.158
Totals		1gs	19	4	3	1	1	1	0	1	0	0	1	0	0	0	6	3	0	1	.158

On base pct. .238 • Slugging pct. .316

CAREER-HIGHS

- AB: 4 vs. UNLV, 3/31/17
- H: 2, 3X, LAST AT ILLINOIS, 3/31/18
- R: 2, 3X, LAST vs. SAVANNAH STATE, 3/13/16
- 2B: 1, 5X, LAST AT ILLINOIS, 3/31/18
- 3B: 1 AT ILLINOIS, 3/31/18
- HR: 1 vs. MICHIGAN, 4/23/16
- RBI: 4 vs. NORTHWESTERN COLLEGE, 3/8/16
- BB: 2, 2X, vs. MICHIGAN, 4/24/16
- SB: 1 vs. UNLV, 3/31/17

SEASON HIGHLIGHTS

- Has appeared in 13 games, including one start in left field... hitting .158 (3-for-19) with four runs and an RBI
- Finished 2-for-3 with a double, triple, and run scored in game two at No. 22 Illinois (3/31)
- Hit .235 with three runs and one RBI as a sophomore... one of Iowa's top pinch hitter

CAREER STATS

YEAR	AVG.	G-GS	AB	R	H	2B	3B	HR	RBIS	BB	HBP	SO	SB-A
2016	.239	29-14	46	10	11	3	0	1	12	13	2	16	1-1
2017	.235	22-7	34	3	8	1	0	0	1	7	1	18	1-2
2018	.158	13-1	19	4	3	1	1	0	1	1	1	6	0-0
TOTALS	.222	64-22	99	17	22	5	1	1	14	21	4	40	2-3



9 BEN NORMAN

So. • OF • 6-2 • 190
Des Moines, Iowa • Roosevelt HS



2018 GAME-BY-GAME STATS

#9 Norman, Ben - 28 games (All games)

Date	Opponent	Pos	AB	R	H	RBI	2B	3B	HR	BB	SB	CS	HBP	SAC	SF	GDP	K	PO	A	E	Avg
Feb 16	vs Toledo	*of	4	0	1	2	0	0	0	1	0	0	0	0	0	0	1	1	0	0	.250
Feb 17	vs Oakland	*of	5	2	2	0	0	0	0	0	0	0	0	0	0	0	2	3	0	0	.333
Feb 18	vs Old Dominion	*of	4	0	0	0	0	0	0	1	0	0	0	0	0	0	4	4	0	0	.231
Feb 23	vs Virginia Tech	*of	5	0	1	0	0	0	0	0	0	0	0	0	0	0	0	2	0	0	.222
Feb 24	vs Ball St.	*of	3	0	1	1	0	0	0	0	0	0	0	0	0	0	2	3	0	0	.238
Feb 25	at New Orleans	*of	3	1	0	0	0	0	1	0	0	0	0	1	0	0	1	0	0	0	.208
Feb 27	CORNELL COLLEGE	ph/of	1	0	0	1	0	0	0	1	0	0	0	0	0	0	0	0	0	0	.200
Mar 02	at UAB	*of	4	1	1	0	0	1	0	0	0	0	0	0	0	0	1	1	0	0	.207
Mar 03	at UAB	*of	5	0	1	1	0	1	0	0	1	0	1	0	0	1	2	0	0	0	.206
Mar 04	at UAB	*of/of	2	0	0	0	0	0	0	0	0	0	1	0	0	0	0	1	0	0	.194
Mar 09	at UNLV	*of/of	4	0	0	0	0	0	0	0	0	0	0	0	0	1	1	1	0	0	.175
Mar 10	at UNLV	*of	2	0	0	0	0	0	0	0	0	0	0	1	0	0	0	5	0	0	.167
Mar 14	vs Missouri State	*of	2	0	0	0	0	0	0	0	0	0	0	0	0	0	2	0	0	0	.159
Mar 17	EVANSVILLE-1	ph/of	1	0	0	0	0	0	0	0	0	0	0	0	0	0	0	0	0	0	.156
Mar 17	EVANSVILLE-2	of/of	1	0	0	0	0	0	0	0	0	0	0	0	0	0	0	3	0	0	.152
Mar 18	EVANSVILLE	of	0	0	0	0	0	0	0	0	0	0	1	0	0	0	0	0	0	0	.152
Mar 20	SAINT LOUIS	pr/of	1	0	1	2	1	0	0	0	0	0	0	0	0	0	0	0	0	0	.170
Mar 21	LORAS COLLEGE	*of	2	0	0	0	0	0	0	0	0	0	0	0	0	0	1	2	0	0	.163
Mar 23	INDIANA-1	*of	3	1	1	0	0	1	0	0	0	0	0	0	0	1	1	1	0	0	.173
Mar 23	INDIANA-2	*of	4	0	1	0	0	0	0	0	0	0	0	0	0	0	1	1	0	0	.179
Mar 28	BRADLEY	*of	1	0	0	0	0	0	0	1	0	1	0	0	0	0	0	1	0	0	.175
Mar 30	at Illinois	*of	4	0	0	0	0	0	0	0	0	0	0	0	0	0	0	1	2	0	.164
Apr 01	at Illinois	of	0	0	0	0	0	0	0	0	0	0	0	0	0	0	0	0	0	0	.164
Apr 04	GRAND VIEW	of	1	0	0	0	0	0	0	0	0	0	0	0	0	0	0	0	0	0	.161
Apr 07	OHIO STATE-1	of	1	0	0	0	0	0	0	0	0	0	0	0	0	0	0	1	0	0	.159
Apr 07	OHIO STATE-2	*of	3	0	0	1	0	0	0	0	0	0	0	0	1	0	1	2	0	0	.152
Apr 08	OHIO STATE	*of	0	0	0	0	0	0	0	0	0	0	1	0	0	0	0	1	0	0	.152
Apr 11	COE COLLEGE	ph/of	0	0	0	0	0	0	2	0	0	0	0	0	0	0	0	0	0	0	.152
Totals			199s	66	5	10	8	1	3	0	7	1	1	4	2	1	3	21	35	0	.152

On base pct. .269 • Slugging pct. .258

CAREER HIGHS

AB: 6 at KANSAS STATE, 3/19/17

H: 4 at KANSAS STATE, 3/19/17

R: 3 vs. NORTHERN ILLINOIS, 3/7/17

2B: 2 at KANSAS STATE, 3/19/17

3B: 1, 4X, LAST vs. INDIANA, 3/23/18

HR: 1 vs. ORAL ROBERTS, 3/4/17

RBI: 3, 2X, LAST vs. NORTHWESTERN, 5/28/17

BB: 2, 5X, LAST vs. COE COLLEGE, 4/11/18

SB: 2 vs. HAWAII, 3/3/17

SEASON HIGHLIGHTS

- Has started 19 games -- 14 in left field and five in center field... has hit safely in nine games and reached base safely in 16 contests... hitting .152 with eight RBIs and five runs scored... has three triples on the season, which are tied for the Big Ten lead
- Became the first Hawkeye since 2014 to triple in consecutive games (at UAB)
- Had the a walk-off, two-run single in Iowa's 4-3 victory over Toledo (2/16) in the season opener... reached on an E5, allowing the game-winning run to score in the walk-off victory against Virginia Tech (2/23)
- Collegiate Baseball Freshman All-American... hit .296 with 34 runs and 20 RBIs... had 12 doubles, one triple, and one home run... Iowa's top base stealer with 14 swipes in 19 chances, which tied for 11th in the Big Ten... hit safely in 35 games with 18 multi-hit games (11 two-hit, six three-hit, and one four-hit)... started 56 games -- 55 in center field and one in left field
- Will play in the summer of 2018 in the Cape Cod League for the Harwich Mariners

CAREER STATS

YEAR	AVG.	G-GS	AB	R	H	2B	3B	HR	RBIS	BB	HBP	SO	SB-A
2017	.296	59-56	206	34	61	12	1	1	20	29	6	33	14-19
2018	.152	28-19	66	5	10	1	3	0	8	7	4	21	1-2
TOTALS	.261	87-75	272	39	71	13	4	1	28	36	10	54	15-21



10 DEREK LIEURANCE

RS So. • RHP • 6-0 • 200
 Cascade, Iowa • NIACC • Cascade HS



2018 GAME-BY-GAME STATS

#10 Lieurance, Derek - 4 appearances (All games)

Date	Opponent	GS	IP	H	R	ER	BB	SO	2B	3B	HR	WP	BK	HBP	IBB	Score	W-L	Sv	ERA	NP
Feb 27	CORNELL COLLEGE		1.0	0	0	0	0	1	0	0	0	0	0	0	0	15-1	0-0	0	0.00	-
Mar 10	at UNLV		0.1	0	2	2	1	0	0	0	0	1	0	1	0	2-11	0-0	0	13.50	10
Apr 04	GRAND VIEW		1.0	0	0	0	0	1	0	0	0	0	0	0	0	4-2	0-0	0	7.71	11
Apr 11	COE COLLEGE		2.0	1	0	0	0	2	0	0	0	1	0	0	0	16-1	1-0	0	4.15	37
Totals		0	4.1	1	2	2	1	4	0	0	0	2	0	1	0	37-15	1-0	0	4.15	-

CAREER-HIGHS

IP: 2.0 vs. COE COLLEGE, 4/11/18
 H: 1 vs. COE COLLEGE, 4/11/18
 R: 2 at UNLV, 3/10/18
 ER: 2 at UNLV, 3/10/18
 SO: 2 vs. COE COLLEGE, 4/11/18
 BB: 1 at UNLV, 3/10/18

SEASON HIGHLIGHTS

- Is 1-0 with a 4.15 ERA in four appearances
- Earned his first career victory, tossing two shutout innings against Coe College (4/11)... allowed one hit and fanned two
- Made his Hawkeye debut against Cornell College (2/27), tossing a perfect inning, fanning one
- Missed the 2017 season because of injury

CAREER STATS

YEAR	ERA	W-L	APP	GS	CG	SHO	SV	IP	H	R	ER	BB	SO
2018	4.15	1-0	4	0	0	0/0	0	4.1	1	2	2	1	4
TOTALS	4.15	1-0	4	0	0	0/0	0	4.1	1	2	2	1	4



11 COLE MCDONALD

Jr. • RHP • 6-1 • 205
New Hampton, Iowa • New Hampton HS



2018 GAME-BY-GAME STATS

#11 McDonald, Cole - 7 appearances (All games)

Date	Opponent	GS	IP	H	R	ER	BB	SO	2B	3B	HR	WP	BK	HBP	IBB	Score	W-L	Sv	ERA	NP
Feb 17	vs Oakland	*	3.0	7	5	5	1	1	0	0	1	0	0	0	0	8-6	0-0	0	15.00	51
Feb 25	at New Orleans	*	7.0	3	2	0	1	4	0	0	0	0	0	1	0	8-2	1-0	0	4.50	88
Mar 04	at UAB	*	5.0	5	1	1	1	4	0	0	0	0	0	0	0	0-4	1-1	0	3.60	82
Mar 11	at UNLV	*	4.1	6	3	3	1	3	1	0	2	0	0	0	0	3-13	1-1	0	4.19	88
Mar 18	EVANSVILLE	*	5.0	5	2	1	3	4	1	0	0	0	0	0	0	4-3	1-1	0	3.70	85
Apr 01	at Illinois	*	6.1	5	2	2	4	6	0	0	0	0	0	0	1	4-2	2-1	0	3.52	113
Apr 08	OHIO STATE	*	6.0	3	1	1	1	8	0	0	1	0	0	0	0	2-1	2-1	0	3.19	95
Totals			7	36.2	34	16	13	30	2	0	4	0	0	1	1	29-31	2-1	0	3.19	-

CAREER-HIGHS

IP: 7.0 AT NEW ORLEANS, 2/25/18

H: 7, 2X, LAST VS. OAKLAND, 2/17/18

R: 5 VS. OAKLAND, 2/17/18

ER: 5 VS. OAKLAND, 2/17/18

SO: 8 VS. OHIO STATE, 4/8/18

BB: 4, 2X, LAST AT ILLINOIS, 4/1/18

SEASON HIGHLIGHTS

- Is 2-1 with a 3.19 ERA in seven starts... has 30 strikeouts in 36 2/3 innings... has allowed two earned runs or fewer in five of his seven starts... is 1-0 with a 2.19 ERA in Big Ten play... ERA is tied for 10th in the league
- Notched his second straight quality start (third of the season), allowing one run on three hits over six innings in a no-decision against Ohio State (4/8)... had a career-high eight strikeouts... earned his first Big Ten victory, allowing two runs on five hits over 6 1/3 innings in the series-clinching win at No. 22 Illinois (4/1)... had a season-high six strikeouts, which tied a career-high... allowed one run on five hits over five innings and had four strikeouts to one walk in a loss at UAB (3/4)... notched his first career quality start and first victory of the season against New Orleans (2/25)... allowed two unearned runs over seven innings and scattered three hits... had four strikeouts to one walk... started game two of the season against Oakland (2/16)
- Went 2-4 with a 6.96 ERA as a sophomore
- Tossed a nine-inning no-hitter during Iowa's victory over the Czech Republic at the World University Games in Taiwan... finished with seven strikeouts to three walks and faced two batters over the minimum... needed just 97 pitches... it was Iowa's first nine-inning no-hitter since 1965

CAREER STATS

YEAR	ERA	W-L	APP	GS	CG	SHO	SV	IP	H	R	ER	BB	SO
2016	3.33	4-1	10	8	0	0/2	0	24.1	23	9	9	6	29
2017	6.96	2-4	13	11	0	0/0	0	42.2	52	34	33	22	39
2018	3.19	2-1	7	7	0	0/0	0	36.2	34	16	13	12	30
TOTALS	4.77	8-6	30	26	0	0/2	0	103.2	109	59	55	40	98

Instagram: [UIBaseball](#)



Twitter: [@UIBaseball](#)



Facebook: [iowabaseball](#)

12 NICK NELSEN

Sr. • RHP • 6-2 • 180
West Des Moines, Iowa • Johnson County CC • Valley HS



2018 GAME-BY-GAME STATS

#12 Nelsen, Nick - 12 appearances (All games)

Date	Opponent	GS	IP	H	R	ER	BB	SO	2B	3B	HR	WP	BK	HBP	IBB	Score	W-L	Sv	ERA	NP
Feb 17	vs Oakland		2.2	1	0	0	1	4	0	0	0	0	1	0	0	8-5	1-0	0	0.00	43
Feb 24	vs Ball St.		0.2	3	2	2	0	2	0	0	1	0	0	1	0	6-14	1-0	0	5.40	29
Mar 03	at UAB		0.1	0	0	0	0	1	0	0	0	0	0	0	0	11-3	1-0	0	4.91	5
Mar 10	at UNLV		0.1	2	1	1	0	0	1	0	0	0	0	1	0	2-11	1-0	0	6.75	9
Mar 17	EVANSVILLE-1		1.0	3	2	1	0	1	1	0	0	0	0	0	0	10-3	1-0	0	7.20	9
Mar 20	SAINT LOUIS		0.2	0	0	0	1	0	0	0	0	0	0	0	0	6-7	1-0	0	6.35	8
Mar 21	LORAS COLLEGE		1.0	0	0	0	0	1	0	0	0	0	0	0	0	6-4	2-0	0	5.40	20
Mar 23	INDIANA-1		1.2	0	0	0	2	3	0	0	0	0	1	0	1	2-4	2-0	0	4.32	28
Mar 31	at Illinois		0.2	0	0	0	0	0	0	0	0	0	0	0	0	12-13	2-0	0	4.00	5
Apr 01	at Illinois		0.1	0	0	0	0	1	0	0	0	0	0	0	0	4-2	2-0	1	3.86	7
Apr 04	GRAND VIEW		1.2	0	0	0	0	4	0	0	0	0	0	0	0	4-2	2-0	2	3.27	19
Apr 07	OHIO STATE-2		2.0	1	0	0	0	1	0	0	0	0	0	0	0	9-5	2-0	2	2.77	23
Totals		0	13.0	10	5	4	4	18	2	0	1	0	2	2	1	80-74	2-0	2	2.77	-

CAREER-HIGHS

IP: 4.0 vs. ALABAMA STATE, 2/25/17
H: 5 at NORTHWESTERN, 4/7/17
R: 5 vs. RUTGERS, 4/23/17
ER: 5 vs. RUTGERS, 4/23/17
SO: 4, 3X, LAST vs. GRAND VIEW, 4/4/18
BB: 2 vs. INDIANA, 3/23/18

SEASON HIGHLIGHTS

- Is 2-0 with a 2.77 ERA in 12 appearances... has allowed 10 hits and five runs over 13 innings... has 18 strikeouts against just four walks with two saves
- is 1-0 with a 0.00 ERA with two saves over his last eight innings, spanning seven appearances... has allowed one hit since March 17 where he has 10 strikeouts to three walks
- Recorded his first save at No. 22 Illinois, striking out the game's final batter with runners on second and third with two outs in the ninth to clinch a road series win... got the final five outs -- four by strikeout -- to earn save No. 2 in a victory over Grand View (4/4)
- Notched his second win, tossing a perfect ninth inning in the walk-off win over Loras College (3/21)... earned his first career victory in the win over Oakland (2/17)... allowed one hit over 2 2/3 innings and tied a career-high with four strikeouts
- Submarine style pitcher... went 0-3 with a 6.35 ERA in 26 appearances as a junior... had 20 strikeouts in 28 1/3 innings

CAREER STATS

YEAR	ERA	W-L	APP	GS	CG	SHO	SV	IP	H	R	ER	BB	SO
2017	6.35	0-3	26	0	0	0/0	0	28.1	36	24	20	10	20
2018	2.77	2-0	12	0	0	0/0	0	13.0	10	5	4	4	18
TOTALS	5.23	2-3	38	0	0	0/0	0	41.1	46	29	24	14	38

Instagram: [UIBaseball](#)



Twitter: [@UIBaseball](#)




Facebook: [iowabaseball](#)

13 MATT BERST

Fr. • C • 6-0 • 200

Cedar Rapids, Iowa • Cedar Rapids Kennedy HS



2018 GAME-BY-GAME STATS

#13 Berst, Matt - 4 games (All games)

Date	Opponent	Pos	AB	R	H	RBI	2B	3B	HR	BB	SB	CS	HBP	SAC	SF	GDP	K	PO	A	E	Avg
Mar 18	EVANSVILLE	*c	2	0	0	0	0	0	0	0	0	0	0	0	0	0	2	8	0	0	.000
Mar 20	SAINT LOUIS	pr	0	1	0	0	0	0	0	0	0	0	0	0	0	0	0	0	0	0	.000
Mar 21	LORAS COLLEGE	*c	2	0	0	0	0	0	0	0	0	0	0	0	0	0	1	9	1	0	.000
Apr 11	COE COLLEGE	ph/c	3	0	2	0	0	0	0	0	0	0	0	0	0	0	1	4	0	0	.286
Totals		2gs	7	1	2	0	0	0	0	0	0	0	0	0	0	0	4	21	1	0	.286

On base pct. .286 • Slugging pct. .286

CAREER-HIGHS

AB: 3 vs. COE COLLEGE, 4/11/18

H: 2 vs. COE COLLEGE, 4/11/18

R: 1 vs. SAINT LOUIS, 3/20/18

2B: --

3B: --

HR: --

RBI: --

BB: --

SB: --

SEASON HIGHLIGHTS

- Reserve catcher... has started two games behind the plate... hitting .286 in four games
- Had his first career hit in the 16-1 victory over Coe College (4/11)... finished 2-for-3 in the game to tally his first career multi-hit game
- Made his first career start against Evansville (3/18)
- Prepped at Cedar Rapids Kennedy High School where he was a teammate of closer Zach Daniels.


CAREER STATS

YEAR	AVG.	G-GS	AB	R	H	2B	3B	HR	RBI	BB	HBP	SO	SB-A
2018	.286	4-2	7	1	2	0	0	0	0	0	0	4	0-0
TOTALS	.286	4-2	7	1	2	0	0	0	0	0	0	4	0-0



14 ZION PETTIGREW

Fr. • IF • 6-1 • 170
Chicago, Ill. • Mount Carmel HS



2018 GAME-BY-GAME STATS

#14 Pettigrew, Zion - 10 games (All games)

Date	Opponent	Pos	AB	R	H	RBI	2B	3B	HR	BB	SB	CS	HBP	SAC	SF	GDP	K	PO	A	E	Avg
Feb 27	CORNELL COLLEGE	ph/2b	3	1	1	1	0	0	0	0	0	0	0	0	0	0	1	1	0	0	.333
Mar 04	at UAB	2b	0	0	0	0	0	0	0	0	0	0	0	0	0	0	0	0	0	0	.333
Mar 10	at UNLV	2b	1	0	0	0	0	0	0	0	0	0	0	0	0	0	0	0	1	0	.250
Mar 14	vs Missouri State	pr	0	0	0	0	0	0	0	0	0	0	0	0	0	0	0	0	0	0	.250
Mar 18	EVANSVILLE	ph	1	0	1	1	0	0	0	0	0	0	0	0	0	0	0	0	0	0	.400
Mar 20	SAINT LOUIS	ph/2b	2	0	0	0	0	0	0	0	0	0	0	0	0	0	1	1	1	0	.286
Mar 21	LORAS COLLEGE	2b	1	0	0	0	0	0	0	0	0	0	0	0	0	0	1	0	1	0	.250
Mar 23	INDIANA-1	2b	0	0	0	0	0	0	0	0	0	0	0	0	0	0	0	1	1	0	.250
Mar 31	at Illinois	ph/2b	3	1	1	1	0	0	0	1	0	0	0	0	0	1	0	2	2	0	.273
Apr 11	COE COLLEGE	2b	1	0	0	0	0	0	2	0	0	0	0	0	0	0	0	1	1	0	.250
Totals		Ogs	12	2	3	3	0	0	0	3	0	0	0	0	0	1	3	6	7	0	.250

On base pct. .400 • Slugging pct. .250

CAREER-HIGHS

AB: 3, 2X, LAST AT ILLINOIS, 3/31/18

H: 1, 3X, LAST AT ILLINOIS, 3/31/18

R: 1, 2X, LAST AT ILLINOIS, 3/31/18

2B: --

3B: --

HR: --

RBI: 1, 3X, LAST AT ILLINOIS, 3/31/18

BB: 2 vs. COE COLLEGE, 4/11/18

SB: --

SEASON HIGHLIGHTS

- Reserve infielder... hitting .250 with two runs and three RBIs
- Went 1-for-3 with a run and RBI in game two at No. 22 Illinois (3/31)... had a pinch-hit, game-tying RBI single against Evansville (3/18)... made his Iowa debut against Cornell College (2/27), finishing 1-for-3 with a run and RBI

CAREER STATS

YEAR	AVG.	G-GS	AB	R	H	2B	3B	HR	RBIS	BB	HBP	SO	SB-A
2018	.250	10-0	12	2	3	0	0	0	3	3	0	3	0-0
TOTALS	.250	10-0	12	2	3	0	0	0	3	3	0	3	0-0



16 TANNER WETRICH

Jr. • IF • 6-0 • 180
Moberly, Mo. • Mineral Area CC • Moberly



2018 GAME-BY-GAME STATS

#16 Wetrich, Tanner - 21 games (All games)

Date	Opponent	Pos	AB	R	H	RBI	2B	3B	HR	BB	SB	CS	HBP	SAC	SF	GDP	K	PO	A	E	Avg	
Feb 16	vs Toledo	*of	3	0	0	0	0	0	0	0	0	0	0	0	0	0	0	1	0	0	1	.000
Feb 23	vs Virginia Tech	ph/dh	2	0	0	0	0	0	0	0	0	0	0	0	0	0	1	0	0	0	0	.000
Feb 24	vs Ball St.	*ss	4	2	2	0	0	0	0	0	1	0	0	0	0	0	2	1	2	1	2	.222
Feb 25	at New Orleans	ph/dh	2	0	2	0	1	0	0	0	0	0	0	0	0	0	0	0	0	0	0	.364
Feb 27	CORNELL COLLEGE	*of	2	2	1	0	0	1	0	1	0	0	0	0	0	0	1	2	0	0	0	.385
Mar 02	at UAB	*dh	3	0	0	0	0	0	0	0	0	0	0	0	0	0	1	1	0	0	0	.312
Mar 04	at UAB	ph	2	0	0	0	0	0	0	0	0	0	0	0	0	0	0	0	0	0	0	.278
Mar 09	at UNLV	ph/of	2	0	0	0	0	0	0	0	0	0	0	0	0	0	0	1	1	0	0	.250
Mar 10	at UNLV	*2b	2	0	0	0	0	0	0	0	0	0	1	0	0	0	0	0	0	1	0	.227
Mar 11	at UNLV	ph	1	0	0	0	0	0	0	0	0	0	0	0	0	0	0	1	0	0	0	.217
Mar 17	EVANSVILLE-1	ph/of	3	1	3	3	2	0	0	1	0	0	0	0	0	0	0	2	3	2	2	.308
Mar 17	EVANSVILLE-2	*of	2	0	0	0	0	0	0	0	0	0	0	0	0	0	2	1	0	0	0	.286
Mar 18	EVANSVILLE	*of	1	1	0	0	0	0	0	1	0	0	1	0	0	0	0	2	0	1	1	.276
Mar 21	LORAS COLLEGE	*2b	1	0	0	0	0	0	0	1	0	0	0	0	0	0	0	0	0	2	1	.267
Mar 28	BRADLEY	ph	0	1	0	0	0	0	0	1	1	0	0	0	0	0	0	0	0	0	0	.267
Mar 30	at Illinois	ph	0	0	0	0	0	0	0	1	0	0	0	0	0	0	0	0	0	0	0	.267
Mar 31	at Illinois	*of	3	1	1	4	0	0	1	1	0	0	0	0	1	0	0	2	0	0	0	.273
Apr 01	at Illinois	*of	3	1	1	0	0	0	1	1	1	1	0	0	0	0	1	2	0	0	0	.278
Apr 07	OHIO STATE-1	*of	2	0	0	0	0	0	0	0	0	0	0	0	0	0	2	1	0	0	0	.263
Apr 07	OHIO STATE-2	pr	0	1	0	0	0	0	0	0	0	0	0	0	0	0	0	0	0	0	0	.263
Apr 11	COE COLLEGE	ph/ss	3	0	0	0	0	0	0	0	0	0	0	0	0	0	0	0	0	1	0	.244
Totals			41	10	10	7	3	1	1	8	3	1	2	0	1	1	13	14	9	6	244	

On base pct. .385 • Slugging pct. .439

CAREER-HIGHS

- AB: 4 vs. BALL STATE, 2/24/18
- H: 3 vs. EVANSVILLE, 3/17/18
- R: 2, 2X, LAST vs. CORNELL COLLEGE, 2/27/18
- 2B: 2 vs. EVANSVILLE, 3/17/18
- 3B: 1 vs. CORNELL COLLEGE, 2/27/18
- HR: 1 at ILLINOIS, 3/31/18
- RBI: 4 at ILLINOIS, 3/31/18
- BB: 1, 8X, LAST at ILLINOIS, 4/1/18
- SB: 1, 3X, LAST at ILLINOIS, 4/1/18

SEASON HIGHLIGHTS

- Has started 11 games -- seven in left field, two at second base, one at designated hitter, and one at shortstop... hitting .244 (10-of-41) with 10 runs runs and seven RBIs... has hit safely in six games with three multi-hit contests -- two 2-hit, one 3-hit
- Finished 1-for-4 with a home run -- a three-run shot -- and a career-high four RBIs against No. 22 Illinois (3/31)... went 3-for-3 with two doubles and three RBIs in the game one win over Evansville (3/17)... went 2-for-4 with two runs against Ball State (2/24) for his first career hit... had a triple and scored twice against Cornell College (2/27)
- Was in the starting lineup in left field during the regular season opener against Toledo (2/16)
- Junior-college transfer from Mineral Area Community College, where he was a first-team all-region and all-conference selection

CAREER STATS

YEAR	AVG.	G-GS	AB	R	H	2B	3B	HR	RBIs	BB	HBP	SO	SB-A
2018	.244	21-11	41	10	10	3	1	1	7	8	2	13	3-4
TOTALS	.244	21-11	41	10	10	3	1	1	7	8	2	13	3-4



18 SHANE RITTER

Jr. • RHP • 6-4 • 205
Plainfield, Ill. • Plainfield South HS



2018 GAME-BY-GAME STATS

#18 Ritter, Shane - 12 appearances (All games)

Date	Opponent	GS	IP	H	R	ER	BB	SO	2B	3B	HR	WP	BK	HBP	IBB	Score	W-L	Sv	ERA	NP
Feb 16	vs Toledo		1.1	2	0	0	2	1	0	0	0	0	0	1	0	4-3	0-0	0	0.00	36
Feb 27	CORNELL COLLEGE		1.0	1	1	1	0	0	0	0	0	2	0	1	0	15-1	0-0	0	3.86	16
Mar 04	at UAB		1.0	1	0	0	0	0	1	0	0	0	0	0	0	0-4	0-0	0	2.70	11
Mar 09	at UNLV		1.0	2	1	1	2	1	1	0	0	0	0	0	1	0-4	0-0	0	4.15	23
Mar 11	at UNLV		0.1	1	0	0	0	0	0	0	0	1	0	0	0	3-13	0-0	0	3.86	6
Mar 14	vs Missouri State		1.2	0	0	0	1	3	0	0	0	1	0	0	0	3-8	0-0	0	2.84	23
Mar 17	EVANSVILLE-2		1.2	1	3	3	2	0	0	0	1	0	0	0	0	8-3	0-0	0	5.62	34
Mar 20	SAINT LOUIS		0.2	2	1	1	2	1	1	0	0	0	0	0	0	6-7	0-0	0	6.23	28
Mar 23	INDIANA-1		0.1	1	1	1	1	0	0	0	0	0	0	0	0	2-4	0-0	0	7.00	14
Mar 28	BRADLEY		0.0	0	0	0	2	0	0	0	0	0	0	0	0	13-9	0-0	0	7.00	11
Apr 04	GRAND VIEW		1.0	0	0	0	0	2	0	0	0	0	0	0	0	4-2	0-0	0	6.30	12
Apr 11	COE COLLEGE		1.0	0	0	0	0	0	0	0	0	0	0	0	0	16-1	0-0	0	5.73	5
Totals		0	11.0	11	7	7	12	8	3	0	1	4	0	2	1	74-59	0-0	0	5.73	-

CAREER-HIGHS

IP: 4.0 vs. AIR FORCE, 4/12/16

H: 6 vs. AIR FORCE, 4/12/16

R: 4 vs. AIR FORCE, 4/12/16

ER: 4, 2X, LAST vs. MICHIGAN, 4/23/16

SO: 6 vs. AIR FORCE, 4/12/16

BB: 3, 2X, LAST vs. PENN STATE, 4/28/17

SEASON HIGHLIGHTS

- One of Iowa's right-handed reliever options... is 0-0 with a 5.73 ERA in 12 appearances
- Tossed a season-high 1 2/3 shutout innings against Missouri State (3/14), fanning a season-high three strikeouts
- Went 2-2 with a 5.33 ERA in 22 appearances (one start) as a junior... had five saves, which tied for 13th in Big Ten

CAREER STATS

YEAR	ERA	W-L	APP	GS	CG	SHO	SV	IP	H	R	ER	BB	SO
2016	3.00	2-1	13	2	0	0/2	0	27.0	26	10	9	14	19
2017	5.33	2-2	22	1	0	0/0	5	27.0	30	16	16	22	24
2018	5.73	0-0	12	0	0	0/0	0	11.0	11	7	7	12	8
TOTALS	4.43	4-3	47	3	0	0	5	65.0	67	33	32	48	51

Instagram: [UIBaseball](#)




Twitter: [@UIBaseball](#)



Facebook: [iowabaseball](#)

19 BEN PROBST

Fr. • RHP • 6-1 • 185
 Urbandale, Iowa • Dowling Catholic HS



2018 GAME-BY-GAME STATS

#19 Probst, Ben - 10 appearances (All games)

Date	Opponent	GS	IP	H	R	ER	BB	SO	2B	3B	HR	WP	BK	HBP	IBB	Score	W-L	Sv	ERA	NP
Feb 24	vs Ball St.		1.0	4	3	3	0	3	1	0	1	0	0	0	0	6-14	0-0	0	27.00	33
Feb 27	CORNELL COLLEGE		0.1	0	0	0	0	1	0	0	0	0	0	0	0	15-1	0-0	0	20.25	5
Mar 03	at UAB		1.0	3	2	1	0	1	0	0	0	0	0	0	0	11-3	0-0	0	15.43	24
Mar 11	at UNLV		1.0	1	2	0	0	0	0	0	0	0	0	1	0	3-13	0-0	0	10.80	15
Mar 17	EVANSVILLE-1		2.0	1	0	0	0	0	0	0	0	0	0	0	0	10-3	0-0	0	6.75	23
Mar 20	SAINT LOUIS		1.1	1	1	1	2	1	1	0	0	0	0	1	0	6-7	0-0	0	6.75	27
Mar 28	BRADLEY		1.0	1	0	0	0	0	0	0	0	1	0	0	0	13-9	0-0	0	5.87	17
Mar 31	at Illinois		0.2	0	0	0	0	0	0	0	0	0	0	0	0	12-13	0-0	0	5.40	2
Apr 04	GRAND VIEW		0.1	2	0	0	0	0	0	0	0	0	0	0	0	4-2	0-0	0	5.19	12
Apr 11	COE COLLEGE		1.0	0	0	0	0	1	0	0	0	0	0	0	0	16-1	0-0	0	4.66	12
Totals		0	9.2	13	8	5	2	7	2	0	1	1	0	2	0	96-66	0-0	0	4.66	-

CAREER-HIGHS

- IP: 2.0 vs. EVANSVILLE, 3/17/18
- H: 4 vs. BALL STATE, 2/24/18
- R: 3 vs. BALL STATE, 2/24/18
- ER: 3 vs. BALL STATE, 2/24/18
- SO: 3 vs. BALL STATE, 2/24/18
- BB: 2 vs. SAINT LOUIS, 3/20/18

SEASON HIGHLIGHTS

- Is 0-0 with a 4.66 ERA in 10 appearances... has seven strikeouts in 9 2/3 innings... right-handed reliever... sits in the mid-90s
- Tossed two shutout innings -- a career-high -- against Evansville (3/17), allowing one hit... made his Iowa debut against Ball State (2/24)
- 2017 Rawlings-Perfect Game honorable-mention All-American.

CAREER STATS

YEAR	ERA	W-L	APP	GS	CG	SHO	SV	IP	H	R	ER	BB	SO
2018	4.66	0-0	10	0	0	0/0	0	9.2	13	8	5	2	7
TOTALS	4.66	0-0	10	0	0	0/0	0	9.2	13	8	5	2	7



20 AUSTIN GUZZO

Sr. • C/3B • 6-2 • 200
 Brooklin, Ontario • All Saints Catholic HS



2018 GAME-BY-GAME STATS

#20 Guzzo, Austin - 26 games (All games)

Date	Opponent	Pos	AB	R	H	RBI	2B	3B	HR	BB	SB	CS	HBP	SAC	SF	GDP	K	PO	A	E	Avg
Feb 23	vs Virginia Tech	ph	0	0	0	0	0	0	0	0	0	0	1	0	0	0	0	0	0	0	.000
Feb 24	vs Ball St.	*dh	5	0	1	0	0	0	0	0	0	0	0	0	0	0	0	0	0	0	.200
Feb 25	at New Orleans	*dh	3	0	1	1	0	0	0	0	0	0	0	0	0	0	1	0	0	0	.250
Feb 27	CORNELL COLLEGE	ph/1b	3	1	1	0	0	0	0	0	0	0	0	0	0	0	1	1	0	0	.273
Mar 03	at UAB	ph	2	1	1	1	1	0	0	0	0	0	0	0	0	0	0	0	0	0	.308
Mar 04	at UAB	*dh	2	0	0	0	0	0	0	0	0	0	0	0	0	0	2	0	0	0	.267
Mar 09	at UNLV	*dh	3	0	2	0	0	0	0	1	0	0	0	0	0	0	0	0	0	0	.333
Mar 10	at UNLV	*dh	4	0	1	1	0	0	0	0	0	0	0	0	0	0	1	0	0	0	.318
Mar 11	at UNLV	*dh	3	0	0	0	0	0	0	1	0	0	0	0	0	0	1	0	0	0	.280
Mar 14	vs Missouri State	*1b	2	0	1	0	0	0	2	0	0	0	0	0	0	0	0	7	1	0	.296
Mar 17	EVANSVILLE-1	*1b	3	1	1	0	0	0	1	1	0	0	0	0	0	0	2	8	0	0	.300
Mar 17	EVANSVILLE-2	*1b	3	1	1	1	1	0	0	0	0	0	0	0	0	0	0	7	2	0	.303
Mar 18	EVANSVILLE	*1b	2	0	0	0	0	0	0	0	0	0	0	0	0	0	1	3	0	0	.286
Mar 20	SAINT LOUIS	*1b	3	2	1	0	0	0	1	0	0	0	0	0	0	0	2	4	1	1	.289
Mar 21	LORAS COLLEGE	ph/1b	2	1	1	2	0	0	1	0	0	0	0	0	0	0	1	1	0	0	.300
Mar 23	INDIANA-1	*1b	4	0	0	0	0	0	0	0	0	0	0	0	0	0	1	11	0	0	.273
Mar 23	INDIANA-2	*1b	3	1	1	0	0	0	2	0	0	0	0	0	0	0	1	6	1	0	.277
Mar 28	BRADLEY	*1b	5	1	1	2	0	0	1	0	0	0	0	0	0	0	2	9	1	1	.269
Mar 30	at Illinois	*1b	4	1	1	1	1	0	0	0	0	0	0	0	0	0	2	5	1	0	.268
Mar 31	at Illinois	ph/1b	1	1	0	0	0	0	1	0	0	0	0	0	0	0	0	1	0	0	.263
Apr 01	at Illinois	*1b	4	1	1	0	0	0	0	0	0	0	0	0	0	0	1	12	0	0	.262
Apr 04	GRAND VIEW	*1b	2	2	1	0	1	0	0	1	0	0	0	0	0	0	1	6	0	0	.270
Apr 07	OHIO STATE-1	ph	1	0	0	0	0	0	0	0	0	0	0	0	0	0	1	0	0	0	.266
Apr 07	OHIO STATE-2	*1b	1	1	1	1	0	0	0	3	0	0	0	0	0	0	0	6	0	0	.277
Apr 08	OHIO STATE	*1b	1	1	0	0	0	0	0	0	0	0	1	0	0	0	0	5	0	0	.273
Apr 11	COE COLLEGE	*1b	2	1	0	0	0	0	1	0	0	0	0	0	0	0	1	4	0	1	.265
Totals		20gs	68	17	18	10	4	0	2	14	1	0	2	0	0	0	22	96	7	3	.265

On base pct. .405 • Slugging pct. .412

CAREER-HIGHS

- AB: 5, 9X, LAST VS. BRADLEY, 3/28/18
- H: 3, 4X, LAST VS. RUTGERS, 4/21/17
- R: 5 vs. NORTHWESTERN COLLEGE, 3/8/16
- 2B: 2 vs. MARYLAND, 3/25/16
- 3B: 1 vs. AIB, 3/11/15
- HR: 1, 7X, LAST VS. BRADLEY, 3/28/18
- RBI: 3, 2X, LAST VS. ALABAMA STATE, 2/24/17
- BB: 3 vs. OHIO STATE, 4/7/18
- SB: 1, 5X, LAST VS. EVANSVILLE, 3/17/18

SEASON HIGHLIGHTS

- Has started 20 games -- 14 at first base and six as the designated hitter... hitting .265 (18-for-68) with 17 runs and 10 RBIs... has hit safely in 17 games and reached safely in 22 contests... has scored at least one run in nine of the last 10 games
- Connected on his second home run of the season -- a two-run shot -- in Iowa's 13-9 victory over Bradley (3/28)... hit a walk-off, two-run home run in Iowa's 6-4 victory over Loras College (3/21)... it was his first career walk-off home run... had a pinch-hit RBI double in the game two victory at UAB (3/3)
- One of four seniors on the 2018 roster... hit .225 with 14 runs and 10 RBIs as a junior... had two home runs... started 22 games -- 18 at DH and four as catcher
- Big Ten All-Tournament team honoree as a sophomore

CAREER STATS

YEAR	AVG.	G-GS	AB	R	H	2B	3B	HR	RBIS	BB	HBP	SO	SB-A
2015	.217	26-15	60	7	13	3	1	0	7	5	1	15	1-1
2016	.264	43-30	106	18	28	4	0	3	25	20	1	36	0-2
2017	.225	32-22	71	14	16	1	0	2	10	15	1	21	3-4
2018	.265	26-20	68	17	18	4	0	2	10	14	2	22	1-1
TOTALS	.246	127-87	305	56	75	12	1	7	52	54	5	94	5-8

Instagram: [UIBaseball](#)



Twitter: [@UIBaseball](#)



Facebook: [iowabaseball](#)

22 KOLE KAMPEN

RS Fr. • LHP • 6-1 • 230
Fort Dodge, Iowa • Fort Dodge HS



2018 GAME-BY-GAME STATS

#22 Kampen, Kole - 6 appearances (All games)

Date	Opponent	GS	IP	H	R	ER	BB	SO	2B	3B	HR	WP	BK	HBP	IBB	Score	W-L	Sv	ERA	NP
Feb 27	CORNELL COLLEGE		1.0	0	0	0	0	1	0	0	0	0	0	0	0	15-1	0-0	0	0.00	15
Mar 10	at UNLV		2.0	1	0	0	0	2	1	0	0	0	0	0	0	2-11	0-0	0	0.00	26
Mar 14	vs Missouri State		1.0	0	0	0	1	1	0	0	0	1	0	0	0	3-8	0-0	0	0.00	17
Mar 20	SAINT LOUIS		2.1	2	1	1	2	2	0	0	1	0	0	0	0	6-7	0-0	0	1.42	41
Mar 28	BRADLEY		0.1	3	4	3	1	0	0	0	1	0	0	0	0	13-9	0-0	0	5.40	14
Mar 31	at Illinois		0.1	3	2	2	2	1	1	0	1	0	0	0	0	12-13	0-0	0	7.71	23
Totals		0	7.0	9	7	6	6	7	2	0	3	1	0	0	0	51-49	0-0	0	7.71	-

CAREER-HIGHS

IP: 2.1 vs. SAINT LOUIS, 3/20/18
H: 3, 2X, LAST AT ILLINOIS, 3/31/18
R: 4 vs. BRADLEY, 3/28/18
ER: 3 vs. BRADLEY, 3/28/18
SO: 2, 2X, LAST vs. SAINT LOUIS, 3/20/18
BB: 2, 2X, LAST AT ILLINOIS, 3/31/18

SEASON HIGHLIGHTS

- Is 0-0 with a 7.71 ERA in six appearances... has seven strikeouts to six walks over seven innings
- Made his Iowa debut against Cornell College (2/27), striking out one in a perfect inning of relief


CAREER STATS

YEAR	ERA	W-L	APP	GS	CG	SHO	SV	IP	H	R	ER	BB	SO
2018	7.71	0-0	6	0	0	0/0	0	7.0	9	7	6	6	7
TOTALS	7.71	0-0	6	0	0	0/0	0	7.0	9	7	6	6	7



23 KYLE CROWL

So. • IF • 6-2 • 200
Council Bluffs, Iowa • Abraham Lincoln HS



2018 GAME-BY-GAME STATS

#23 Crowl, Kyle - 30 games (All games)

Date	Opponent	Pos	AB	R	H	RBI	2B	3B	HR	BB	SB	CS	HBP	SAC	SF	GDP	K	PO	A	E	Avg	
Feb 16	vs Toledo	*ss	4	0	0	0	0	0	0	0	0	0	0	0	0	0	1	1	3	0	.000	
Feb 17	vs Oakland	*ss	4	2	1	1	1	0	0	1	0	0	0	0	0	0	0	0	3	0	.125	
Feb 18	vs Old Dominion	*ss	5	1	2	0	0	0	0	0	0	0	0	0	0	1	1	3	3	0	.231	
Feb 23	vs Virginia Tech	*ss	4	1	1	1	0	0	1	0	0	0	0	0	0	0	3	4	3	1	.235	
Feb 24	vs Ball St.	*2b	3	2	0	0	0	0	2	0	0	0	0	0	0	0	1	1	0	0	.200	
Feb 25	at New Orleans	*ss	4	3	1	2	0	0	1	1	0	0	1	0	0	0	2	0	2	0	.208	
Feb 27	CORNELL COLLEGE	*ss	3	2	1	1	0	0	0	1	0	0	1	0	0	0	0	0	4	0	.222	
Mar 02	at UAB	*ss	4	0	2	2	0	0	0	1	0	0	0	0	0	0	1	2	2	0	.258	
Mar 03	at UAB	*ss	4	1	0	1	0	0	0	0	0	0	1	0	1	0	2	1	2	1	.229	
Mar 04	at UAB	*ss	4	0	2	0	1	0	0	0	0	0	0	0	0	0	0	1	2	0	.256	
Mar 09	at UNLV	*ss	4	0	0	0	0	0	0	0	0	0	0	0	0	0	0	2	0	0	.233	
Mar 10	at UNLV	*ss	4	0	0	0	0	0	0	0	0	0	0	0	0	0	1	2	2	0	.213	
Mar 11	at UNLV	*ss	4	0	1	0	0	0	0	0	0	0	0	0	0	0	0	1	4	0	.216	
Mar 14	vs Missouri State	*ss	3	0	1	0	0	0	0	1	0	0	0	0	0	0	0	1	1	1	.222	
Mar 17	EVANSVILLE-1	*ss	3	2	1	0	0	0	2	0	0	0	0	0	0	0	1	1	3	0	.228	
Mar 17	EVANSVILLE-2	*ss	3	1	2	4	1	1	0	1	0	0	0	0	0	0	1	1	2	0	.250	
Mar 18	EVANSVILLE	*ss	4	1	2	2	0	0	1	0	0	0	0	0	0	0	1	0	4	0	.266	
Mar 20	SAINT LOUIS	*ss	4	0	1	1	0	0	0	1	0	0	0	0	0	0	1	1	6	0	.265	
Mar 21	LORAS COLLEGE	*ss	4	0	1	0	0	0	0	0	0	0	0	0	0	0	1	1	2	0	.264	
Mar 23	INDIANA-1	*ss	4	0	1	0	0	0	0	0	0	0	0	0	0	0	0	0	4	0	.263	
Mar 23	INDIANA-2	*ss	2	0	0	0	0	0	0	1	0	0	1	0	0	0	1	3	1	0	.256	
Mar 28	BRADLEY	*ss	4	1	1	1	0	0	1	1	0	0	0	0	0	0	1	5	3	0	.256	
Mar 30	at Illinois	*ss	5	0	2	1	0	0	0	0	0	0	0	0	0	0	1	2	1	0	.264	
Mar 31	at Illinois	*ss	3	2	1	1	0	0	0	1	0	0	1	0	1	0	2	2	4	0	.267	
Apr 01	at Illinois	*ss	4	0	2	1	0	0	0	0	0	0	0	0	0	0	0	2	3	0	.277	
Apr 04	GRAND VIEW	*ss	3	2	0	0	0	0	0	0	0	0	1	0	0	0	1	1	3	0	.268	
Apr 07	OHIO STATE-1	*ss	4	0	0	0	0	0	0	0	0	0	0	0	0	0	1	0	2	0	.257	
Apr 07	OHIO STATE-2	*ss	3	0	0	0	0	0	0	0	0	0	0	1	0	0	1	1	3	0	.250	
Apr 08	OHIO STATE	*ss	1	1	1	1	0	0	2	0	0	0	0	0	1	0	0	0	4	1	.257	
Apr 11	COE COLLEGE	*ss	2	1	1	1	0	0	0	0	0	0	1	0	0	0	0	1	2	0	.262	
Totals			30gs	107	23	28	21	4	1	4	16	0	0	7	1	3	1	25	40	78	4	.262

On base pct. .383 • Slugging pct. .430

CAREER HIGHS

AB: 5, 2X, LAST AT ILLINOIS, 3/30/18

H: 2, 7X, LAST AT ILLINOIS, 4/1/18

R: 3 AT NEW ORLEANS, 2/25/18

2B: 1, 5X, LAST VS. OHIO STATE, 4/8/18

3B: 1 VS. EVANSVILLE, 3/17/18

HR: 1, 5X, LAST VS. BRADLEY, 3/28/18

RBI: 4 VS. EVANSVILLE, 3/17/18

BB: 2, 3X, LAST VS. OHIO STATE, 4/8/18

SB: N/A

SEASON HIGHLIGHTS

- Iowa's starting shortstop... started all 30 games -- 29 at shortstop... is the first underclassman to start at the position since 2013 (Jake Yacinich)... hitting .262 (28-of-107) with 23 runs and 21 RBIs... has scored at least one run in 15 games... has hit safely in 21 games and reached safely in 25 contests... reached safely in a career-best 14 straight contests from March 11-April 7
- Connected on his fourth home run -- a solo shot -- against Bradley (3/28)... hit .500 (5-for-10) in the series sweep of Evansville (3/17-18) with six RBIs and four runs... went 2-for-3 with a double, triple and a career-high four RBIs in a game two win and 2-for-4 with two RBIs and a solo home run -- his third of the season -- in game three
- Had a pair of multi-hit games and drove in three runs in the three-game series at UAB (3/2-4)... hit two home runs at the All-State Sugar Bowl Baseball Classic, connecting on a solo shot against Virginia Tech (2/23) and a two-run shot against New Orleans (2/25)... tallied his first career multi-hit game against Old Dominion, finishing 2-for-5 with a run scored
- Started seven games at the World University Games in Taiwan... hit .333 (7-of-21) with five runs and an RBI... played 20 games as a freshman with six starts (one at shortstop)
- Three-sport athlete at Abraham Lincoln High School -- tennis, basketball, and baseball

CAREER STATS

YEAR	AVG.	G-GS	AB	R	H	2B	3B	HR	RBIS	BB	HBP	SO	SB-A
2017	.061	20-6	33	1	2	1	0	1	4	3	2	12	1-2
2018	.262	30-30	107	23	28	4	1	4	21	16	7	25	0-0
TOTALS	.214	50-36	140	24	30	5	1	5	25	19	9	37	1-2

Instagram: [UIBaseball](#)



Twitter: [@UIBaseball](#)



Facebook: [iowabaseball](#)

24 NICK ALLGEYER

RS Jr. • LHP • 6-3 • 225
St. Louis, Mo. • St. John Vianney HS



2018 GAME-BY-GAME STATS

#24 Allgeyer, Nick - 8 appearances (All games)

Date	Opponent	GS	IP	H	R	ER	BB	SO	2B	3B	HR	WP	BK	HBP	IBB	Score	W-L	Sv	ERA	NP
Feb 16	vs Toledo	*	5.0	4	3	0	3	7	0	0	0	0	0	0	0	4-3	0-0	0	0.00	90
Feb 23	vs Virginia Tech	*	7.0	5	1	1	0	8	0	0	1	0	0	0	0	2-1	0-0	0	0.75	91
Mar 02	at UAB	*	6.2	4	1	1	1	4	1	0	0	0	1	1	0	4-1	1-0	0	0.96	90
Mar 09	at UNLV	*	6.0	6	3	3	2	5	2	0	0	1	0	1	0	0-4	1-1	0	1.82	92
Mar 17	EVANSVILLE-1	*	6.0	4	1	1	2	4	2	0	0	0	0	0	0	10-3	2-1	0	1.76	81
Mar 23	INDIANA-1	*	7.0	10	3	3	1	5	1	0	2	0	0	0	0	2-4	2-2	0	2.15	86
Mar 30	at Illinois	*	6.1	7	5	3	1	8	2	0	2	0	0	2	0	8-5	3-2	0	2.45	77
Apr 07	OHIO STATE-1	*	6.0	5	2	1	3	8	2	0	0	0	0	0	1	1-2	3-3	0	2.34	122
Totals		8	50.0	45	19	13	13	49	10	0	5	1	1	4	1	31-23	3-3	0	2.34	-

CAREER-HIGHS

IP: 7.0, 2X, LAST VS. INDIANA, 3/23/18
H: 10 vs. INDIANA, 3/23/18
R: 5 at ILLINOIS, 3/30/18
ER: 3, 4X, LAST AT ILLINOIS, 3/30/18
SO: 8, 3X, LAST VS. OHIO STATE, 4/7/18
BB: 3, 2X, LAST VS. TOLEDO, 2/16/18

SEASON HIGHLIGHTS

- Iowa's Friday night starter... missed the 2017 season recovering from Tommy John surgery... is 3-3 with a 2.34 ERA in eight starts with 49 strikeouts in 50 innings... has 21 strikeouts in three Big Ten starts, which are second-most in the league
- Has gone at least five innings in all eight starts and allowed one earned run or fewer in 5-of-8 starts... has seven straight quality starts dating back to Week 2
- Ranks in the top-eight in the Big Ten in four different pitching categories... third in the league in strikeouts (49), fifth in ERA (2.34), tied for fifth in innings (50.0), and tied for eighth in strikeouts looking (12)
- Tied a career-high with eight strikeouts against Ohio State (4/7) where he was the tough-luck loser... allowed two runs (one earned) over six innings in a 2-1 loss... notched his first Big Ten victory (third overall win), allowing five runs (three earned) over 6 1/3 innings in the series opener at No. 22 Illinois... tied a season and career-high with eight strikeouts against one walk... recorded win No. 2, allowing one run on four hits over six innings in a victory over Evansville (3/17)... had four strikeouts against two walks... it was his fourth straight quality start
- Notched his first victory as a starter, allowing one run on four hits over 6 2/3 innings at UAB (3/2)... had four strikeouts to one walk... tallied his first career quality start, allowing one run on five hits over seven innings against Virginia Tech (2/23)... the seven innings were a career long... had a career-best eight strikeouts without issuing a walk.
- Went five innings, allowing three unearned runs on four hits in his first Friday start against Toledo (2/16)... had seven strikeouts to three walks
- One of four team captains for 2018 season.
- Father, Ken, played football at Iowa from 1986-90.

CAREER STATS

YEAR	ERA	W-L	APP	GS	CG	SHO	SV	IP	H	R	ER	BB	SO
2015	3.48	2-0	10	0	0	0/0	2	10.1	8	4	4	6	6
2016	3.44	0-0	22	1	0	0/1	1	36.2	28	16	14	11	32
2017	--	--	--	--	--	--	--	--	--	--	--	--	--
2018	2.34	3-3	8	8	0	0/0	0	50.0	45	19	13	13	49
TOTALS	2.88	5-3	40	9	0	0/1	3	97.0	81	39	31	30	87

Instagram: [UIBaseball](#)



Twitter: [@UIBaseball](#)



Facebook: [iowabaseball](#)

27 BRADY SCHANUEL

Jr. • RHP • 6-3 • 210

Swansea, Ill. • Parkland College • Belleville East HS



2018 GAME-BY-GAME STATS

#27 Schanuel, Brady - 8 appearances (All games)

Date	Opponent	GS	IP	H	R	ER	BB	SO	2B	3B	HR	WP	BK	HBP	IBB	Score	W-L	Sv	ERA	NP
Feb 18	vs Old Dominion	*	3.2	2	0	0	2	4	1	0	0	0	0	2	0	4-1	1-0	0	0.00	61
Feb 24	vs Ball St.	*	3.1	5	7	6	4	4	0	0	1	1	0	0	0	6-14	1-1	0	7.71	82
Mar 03	at UAB	*	5.0	1	0	0	4	7	1	0	0	0	0	0	0	11-3	2-1	0	4.50	82
Mar 10	at UNLV	*	5.0	5	2	2	4	4	3	0	0	2	0	1	0	2-11	2-2	0	4.24	94
Mar 17	EVANSVILLE-2	*	5.0	1	0	0	4	6	0	0	0	0	0	0	0	8-3	3-2	0	3.27	108
Mar 23	INDIANA-2	*	7.0	1	0	0	4	11	0	0	0	0	0	0	0	5-1	4-2	0	2.48	110
Mar 31	at Illinois	*	2.0	7	6	6	2	1	3	0	1	0	0	1	0	12-13	4-3	0	4.06	53
Apr 07	OHIO STATE-2	*	6.0	6	3	3	4	7	3	0	0	0	0	0	0	9-5	5-3	0	4.14	100
Totals		8	37.0	28	18	17	28	44	11	0	2	3	0	4	0	57-51	5-3	0	4.14	-

CAREER-HIGHS

IP: 7.0 vs. INDIANA, 3/23/18

H: 7 at ILLINOIS, 3/31/18

R: 7 vs. BALL STATE, 2/24/18

ER: 6, 2X, LAST AT ILLINOIS, 3/31/18

SO: 11 vs. INDIANA, 3/23/18

BB: 4, 6X, LAST vs. OHIO STATE, 4/7/18

SEASON HIGHLIGHTS

- Iowa's Saturday starter... has a mid-90s fastball with a swing-and-miss slider
- Is 5-3 with a 4.14 ERA in eight starts... has 44 strikeouts against 28 walks over 37 innings... has allowed two or fewer hits in four of his eight starts.. has 19 strikeouts in three Big Ten starts to rank third in the league
- Tied for third in the Big Ten in wins (5), fifth in opposing batting average (.207) and tied for eighth in strikeouts (44)... has six or more strikeouts in four games this season
- Picked up his fifth win, posting a quality start in the victory over Ohio State (4/7)... allowed three runs on six hits over six innings, finishing with seven strikeouts... notched his fourth win, allowing one hit over seven shutout innings against No. 11 Indiana... had 11 strikeouts -- the most by a Hawkeye since 2004... retired the final 10 batters he faced
- Earned his third victory, allowing one hit over five innings against Evansville (3/17)... had six strikeouts in the game... allowed one hit over five innings and struck out seven in a road win at UAB (3/3) -- his second of the season... earned his first career victory, allowing no runs on two hits over 3 2/3 innings against Old Dominion (2/18)... had four strikeouts to two walks before leaving because of a predetermined pitch count
- Preseason All-Big Ten selection by Perfect Game... rated as the 51st-best starting pitcher in college baseball by D1Baseball.com
- Has twice been drafted in the Major League Baseball First-Year Player Draft... selected in 36th round in 2015 by Oakland and 20th round in 2016 by Philadelphia
- Was a two-time All-American at Parkland College, going 10-1 with a 2.13 ERA and 130 strikeouts over 80 1/3 innings in 2017 and 10-3 with a 1.83 ERA as a freshman with 131 strikeouts over 83 2/3 innings... transferred to Ole Miss following his freshman season before electing to return to Parkland
- Tabbed as the 90th-best prospect in D1Baseball's top-100 college prospects... also is the third-best draft prospect in the Big Ten by D1Baseball.com.

CAREER STATS

YEAR	ERA	W-L	APP	GS	CG	SHO	SV	IP	H	R	ER	BB	SO
2018	4.14	5-3	8	8	0	0/0	0	37.0	28	18	17	28	44
TOTALS	4.14	5-3	8	8	0	0/0	0	37.0	28	18	17	28	44



28 CHRIS WHELAN

RS Jr. • IF/OF • 6-1 • 190
Naperville, Ill. • Parkland College • Benet



2018 GAME-BY-GAME STATS

#28 Whelan, Chris - 15 games (All games)

Date	Opponent	Pos	AB	R	H	RBI	2B	3B	HR	BB	SB	CS	HBP	SAC	SF	GDP	K	PO	A	E	Avg	
Mar 17	EVANSVILLE-1	*dh	5	2	2	0	0	0	0	0	0	0	0	0	0	0	0	0	0	0	0	.400
Mar 17	EVANSVILLE-2	*dh	3	2	2	0	0	0	0	2	0	0	0	0	0	0	0	0	0	0	0	.500
Mar 18	EVANSVILLE	*dh	4	0	1	0	0	0	0	0	0	0	0	0	0	0	0	0	0	0	0	.417
Mar 20	SAINT LOUIS	*dh	5	1	3	0	0	0	0	0	0	0	0	0	0	0	0	0	0	0	0	.471
Mar 21	LORAS COLLEGE	*dh	3	1	1	0	0	0	1	0	0	0	0	0	0	0	0	0	0	0	0	.450
Mar 23	INDIANA-1	*dh	4	0	0	0	0	0	0	0	0	0	0	0	0	0	0	0	0	0	0	.375
Mar 23	INDIANA-2	*dh	5	1	1	1	0	0	1	0	0	0	0	0	0	0	0	0	0	0	0	.345
Mar 28	BRADLEY	*dh	5	4	4	0	0	0	0	1	0	1	0	0	0	0	0	1	0	0	0	.412
Mar 30	at Illinois	*dh	4	1	1	0	0	0	1	0	0	0	0	0	0	0	0	1	0	0	0	.395
Mar 31	at Illinois	*dh	4	2	2	0	0	0	2	0	0	0	0	0	0	0	0	0	0	0	0	.405
Apr 01	at Illinois	*dh	5	1	1	0	0	0	0	1	0	0	0	0	0	0	0	0	0	0	0	.383
Apr 04	GRAND VIEW	*dh	4	0	1	0	0	0	0	0	0	0	0	0	0	0	0	0	0	0	0	.373
Apr 07	OHIO STATE-1	*dh	4	1	2	0	2	0	0	0	0	0	1	0	0	0	0	1	0	0	0	.382
Apr 07	OHIO STATE-2	*dh	5	1	0	0	0	0	0	0	0	0	0	0	0	0	0	2	0	0	0	.350
Apr 08	OHIO STATE	*dh	4	0	1	0	0	0	0	0	0	0	0	0	0	0	0	1	0	0	0	.344
Totals			15gs	64	17	22	1	2	0	1	6	2	0	2	0	0	0	6	0	0	0	.344

On base pct. .417 • Slugging pct. .422

CAREER-HIGHS

AB: 6 vs. NORTHERN ILLINOIS, 3/17/17

H: 4 vs. BRADLEY, 3/28/18

R: 4 vs. BRADLEY, 3/28/18

2B: 2 vs. OHIO STATE, 4/7/18

3B: N/A

HR: 2 vs. RUTGERS, 4/22/17

RBI: 3 vs. RUTGERS, 4/22/17

BB: 2, 9X, LAST AT ILLINOIS, 3/31/18

SB: 1, 8X, LAST AT ILLINOIS, 4/1/18

SEASON HIGHLIGHTS

- Returned to the lineup March 17 after missing the first month of the season, recovering from Tommy John surgery... suffered the injury during Scout Day in the fall
- Has started 15 games since his return as Iowa's leadoff hitter and designated hitter... hitting .344 (22-of-64) with 17 runs... has hit safely in all 13-of-15 games with six multi-hit games (four 2-hit, one 4-hit)... has scored at least one run in 11 of 15 contests
- Went 2-for-4 with a career-high two doubles in game one against Ohio State (4/7)... had a career-high four hits, finishing 4-for-5 with four runs scored against Bradley (3/28)... went 1-for-5 with a solo home run in Iowa's 5-1 victory over No. 11 Indiana (3/23)... hit .417 in the three game sweep of Evansville (3/17-18) with four runs... had a base hit in his first at-bat of the season... went 3-for-5, tying a career-high in hits, against Saint Louis (3/20)
- 2017 Big Ten Tournament Most Outstanding Player and Big Ten All-Tournament team selection... hit .333 (6-of-18) with two doubles, two home runs, four runs, and three RBIs in five games ... went 3-for-4 with a double and home run against Maryland (5/25) and 2-for-3 with a solo home run against Nebraska (5/26)... had 17 putouts in left field at the tourney
- Hit .309 with 37 runs and 25 RBIs as a sophomore... had 11 doubles and seven home runs... started 57 games -- 54 in left field, two at second base, and one as the DH
- Started his career at Bradley (2015) before playing at Parkland College in 2016

CAREER STATS

YEAR	AVG.	G-GS	AB	R	H	2B	3B	HR	RBIS	BB	HBP	SO	SB-A
2017	.309	57-57	207	37	64	11	0	7	25	32	15	40	6-9
2018	.344	15-15	64	17	22	2	0	1	1	6	2	6	2-2
TOTALS	.317	72-72	271	54	86	13	0	8	26	38	17	46	8-11

Instagram: [UIBaseball](#)



Twitter: [@UIBaseball](#)



Facebook: [iowabaseball](#)

30 CONNOR MCCAFFERY

Fr. • OF/1B • 6-6 • 205
North Liberty, Iowa • Iowa City West HS



2018 GAME-BY-GAME STATS

CAREER-HIGHS

AB:
H:
R:
2B:
3B:
HR:
RBIs:
BB:
SB:

SEASON HIGHLIGHTS

- Two-sport athlete at the University of Iowa, also competing on the men's basketball team
- Son of Iowa head men's basketball coach Fran McCaffery

CAREER STATS

YEAR	AVG.	G-GS	AB	R	H	2B	3B	HR	RBIS	BB	HBP	SO	SB-A
2018	--	--	--	--	--	--	--	--	--	--	--	--	--
TOTALS	--	--	--	--	--	--	--	--	--	--	--	--	--

Instagram: [UIBaseball](#)



Twitter: [@UIBaseball](#)



Facebook: [iowabaseball](#)

32 BRETT MCCLEARY

Fr. • C • 6-2 • 215
Iowa City, Iowa • City HS



2018 GAME-BY-GAME STATS

#32 McCleary, Brett - 15 games (All games)

Date	Opponent	Pos	AB	R	H	RBI	2B	3B	HR	BB	SB	CS	HBP	SAC	SF	GDP	K	PO	A	E	Avg	
Feb 16	vs Toledo	*dh	4	0	0	0	0	0	0	0	0	0	0	0	0	0	0	0	0	0	0	.000
Feb 17	vs Oakland	*dh	2	0	1	0	0	0	0	1	0	0	0	0	0	0	1	0	0	0	0	.167
Feb 24	vs Ball St.	ph	0	0	0	0	0	0	0	1	0	0	0	0	0	0	0	0	0	0	0	.167
Feb 27	CORNELL COLLEGE	*c	3	2	2	2	0	0	0	2	0	1	0	0	0	0	0	11	1	0	0	.333
Mar 02	at UAB	ph	1	0	0	0	0	0	0	0	0	0	0	0	0	0	1	0	0	0	0	.300
Mar 03	at UAB	*dh	1	0	0	1	0	0	0	1	0	0	1	0	1	0	0	0	0	0	0	.273
Mar 04	at UAB	ph	1	0	0	0	0	0	0	0	0	0	0	0	0	0	1	0	0	0	0	.250
Mar 10	at UNLV	ph/c	1	0	0	0	0	0	0	0	0	0	0	0	0	0	1	1	0	0	0	.231
Mar 11	at UNLV	*c	4	0	0	0	0	0	0	0	0	0	0	0	0	0	0	5	1	0	0	.176
Mar 17	EVANSVILLE-1	c	1	0	0	0	0	0	0	0	0	0	0	0	0	0	0	1	0	0	0	.167
Mar 17	EVANSVILLE-2	c	1	0	0	0	0	0	0	0	0	0	0	0	0	0	1	3	0	0	0	.158
Mar 20	SAINT LOUIS	*c	1	0	0	1	0	0	0	2	0	0	0	0	1	0	0	6	0	0	0	.150
Mar 28	BRADLEY	c	1	0	0	0	0	0	0	1	0	0	0	0	0	0	0	3	0	0	0	.143
Apr 04	GRAND VIEW	*c	3	0	1	1	0	0	0	0	0	0	0	0	0	0	1	9	0	0	0	.167
Apr 11	COE COLLEGE	*c	3	1	1	0	0	0	0	0	0	0	0	0	0	0	1	6	2	0	0	.185
Totals		8gs	27	3	5	5	0	0	0	8	0	1	1	0	2	0	7	45	4	0	0	.185

On base pct. .368 • Slugging pct. .185

CAREER-HIGHS

AB: 4, 2X, LAST AT UNLV, 3/11/18
 H: 2 vs. CORNELL COLLEGE, 2/27/18
 R: 2 vs. CORNELL COLLEGE, 2/27/18
 2B: --
 3B: --
 HR: --
 RBIs: 2 vs. CORNELL COLLEGE, 2/27/18
 BB: 2, 2X, LAST vs. SAINT LOUIS, 3/20/18
 SB: --

SEASON HIGHLIGHTS

- Has started eight games -- three at designated hitter and five behind the plate... hitting .185 (5-of-27) with three runs and five RBIs
- One of two Iowa City natives on the Hawkeye roster
- Went 2-for-3 with two runs and two RBIs against Cornell College (2/27) for his first career multi-hit game... had his first career hit against Oakland (2/17)
- Started six games at the World University Games, four at DH and two at catcher... hit .292 (7-of-24) with three doubles, two runs, and two RBIs


CAREER STATS

YEAR	AVG.	G-GS	AB	R	H	2B	3B	HR	RBIS	BB	HBP	SO	SB-A
2018	.185	15-8	27	3	5	0	0	0	5	8	1	7	0-1
TOTALS	.185	15-8	27	3	5	0	0	0	5	8	1	7	0-1



33 JACK DREYER

Fr. • LHP • 6-2 • 200
Johnston, Iowa • Johnston HS



2018 GAME-BY-GAME STATS

On base pct.: .000 Slugging pct.: .000

#33 Dreyer, Jack - 9 appearances (All games)

Date	Opponent	GS	IP	H	R	ER	BB	SO	2B	3B	HR	WP	BK	HBP	IBB	Score	W-L	Sv	ERA	NP
Feb 17	vs Oakland		1.1	3	1	0	2	1	1	0	0	0	0	0	0	8-6	0-0	0	0.00	36
Feb 27	CORNELL COLLEGE		2.0	1	0	0	1	3	1	0	0	0	0	0	0	15-1	0-0	0	0.00	14
Mar 04	at UAB		1.0	0	0	0	0	2	0	0	0	0	0	0	0	0-4	0-0	0	0.00	16
Mar 10	at UNLV		0.0	1	3	3	1	0	1	0	0	0	0	1	0	2-11	0-0	0	6.23	15
Mar 14	vs Missouri State	*	2.1	4	4	3	1	6	0	0	1	1	0	2	0	3-8	0-1	0	8.10	59
Mar 20	SAINT LOUIS		1.0	2	2	2	1	2	0	0	0	1	0	1	0	6-7	0-2	0	9.39	34
Mar 28	BRADLEY		1.0	1	1	1	2	1	1	0	0	0	0	0	0	13-9	0-2	0	9.35	22
Apr 04	GRAND VIEW		1.0	0	0	0	0	1	0	0	0	0	0	0	0	4-2	0-2	0	8.38	12
Apr 11	COE COLLEGE		2.0	4	1	1	0	3	0	0	0	0	0	0	0	16-1	0-2	0	7.71	42
Totals		1	11.2	16	12	10	8	19	4	0	1	2	0	4	0	67-49	0-2	0	7.71	-

CAREER-HIGHS

IP: 2.1 vs. MISSOURI STATE, 3/14/18
 H: 4, 2X, LAST vs. COE COLLEGE, 4/11/18
 R: 4 vs. MISSOURI STATE, 3/14/18
 ER: 3, 2X, LAST vs. MISSOURI STATE, 3/14/18
 SO: 6 vs. MISSOURI STATE, 3/14/18
 BB: 2, 2X, LAST vs. BRADLEY, 3/28/18

SEASON HIGHLIGHTS

- Left-handed reliever... is 0-2 with a 7.71 ERA in nine appearances, spanning 11 2/3 innings... has 19 strikeouts to eight walks
- Made his first career start against Missouri State (3/14), where he fanned six batters in 2 1/3 innings... made his Hawkeye debut against Oakland, allowing one unearned run on three hits in 1 1/3 innings... tossed two innings of relief against Cornell (2/27), allowing one hit and fanning three
- Tabbed as the 11th-best freshman in the Big Ten by D1Baseball.com.
- Will pitch in the summer of 2018 in the Cape Cod League for the Harwich Mariners.
- Father, Steve, played Major League Baseball for the Texas Rangers.

CAREER STATS

YEAR	ERA	W-L	APP	GS	CG	SHO	SV	IP	H	R	ER	BB	SO
2018	7.71	0-2	9	1	0	0/0	0	11.2	16	12	10	8	19
TOTALS	7.71	0-2	9	1	0	0/0	0	11.2	16	12	10	8	19



35 CAM BAUMANN

Fr. • LHP • 6-2 • 190
Fairfield, Iowa • Fairfield HS



2018 GAME-BY-GAME STATS

On base pct.: .000 Slugging pct.: .000

#35 Baumann, Cam - 11 appearances (All games)

Date	Opponent	GS	IP	H	R	ER	BB	SO	2B	3B	HR	WP	BK	HBP	IBB	Score	W-L	Sv	ERA	NP	
Feb 18	vs Old Dominion		0.1	2	0	0	1	1	0	0	0	0	0	0	0	0	4-1	0-0	0	0.00	10
Feb 24	vs Ball St.		1.0	1	1	1	2	0	0	0	0	0	0	0	0	0	6-14	0-0	0	6.75	25
Mar 09	at UNLV		1.0	0	0	0	1	2	0	0	0	0	0	0	0	0	0-4	0-0	0	3.86	20
Mar 14	vs Missouri State		1.0	1	0	0	0	0	1	0	0	0	0	0	0	0	3-8	0-0	0	2.70	12
Mar 17	EVANSVILLE-2		1.1	0	0	0	1	3	0	0	0	0	0	0	0	0	8-3	0-0	0	1.93	24
Mar 21	LORAS COLLEGE		0.1	2	2	2	0	1	0	0	0	1	0	0	0	0	6-4	0-0	0	5.40	9
Mar 23	INDIANA-1		0.0	0	0	0	1	0	0	0	0	1	0	1	1	2-4	0-0	0	5.40	5	
Mar 28	BRADLEY		1.0	1	0	0	0	2	0	0	0	0	0	0	0	0	13-9	0-0	0	4.50	17
Apr 04	GRAND VIEW		1.0	0	0	0	0	1	0	0	0	0	0	0	0	0	4-2	1-0	0	3.86	14
Apr 07	OHIO STATE-2		1.0	3	2	2	1	2	0	0	0	0	0	0	0	0	9-5	1-0	0	5.62	29
Apr 11	COE COLLEGE		1.0	1	0	0	1	2	0	0	0	0	0	0	0	0	16-1	1-0	0	5.00	25
Totals		0	9.0	11	5	5	8	14	1	0	0	2	0	1	1	71-55	1-0	0	5.00	-	

CAREER-HIGHS

IP: 1.1 vs. EVANSVILLE, 3/17/18

H: 3 vs. OHIO STATE, 4/7/18

R: 2, 2X, LAST vs. OHIO STATE, 4/7/18

ER: 2, 2X, LAST vs. OHIO STATE, 4/7/18

SO: 3 vs. EVANSVILLE, 3/17/18

BB: 2 vs. BALL STATE, 2/24/18

SEASON HIGHLIGHTS

- Left-handed reliever option... is 1-0 with a 5.00 ERA in 11 appearances, spanning nine innings
- Earned his first career victory, tossing one perfect inning in relief in a midweek victory over Grand View (4/4)... made his Iowa debut against Old Dominion (2/18), allowing two hits in 1/3 of an inning
- Four-time all-state selection at Fairfield High School

CAREER STATS

YEAR	ERA	W-L	APP	GS	CG	SHO	SV	IP	H	R	ER	BB	SO
2018	5.00	1-0	11	0	0	0/0	0	9.0	11	5	5	8	14
TOTALS	5.00	1-0	11	0	0	0/0	0	9.0	11	5	5	8	14

Instagram: [UIBaseball](#)



Twitter: [@UIBaseball](#)



Facebook: [iowabaseball](#)

37 KACE MASSNER

RS Fr. • OF • 6-6 • 230
Burlington, Iowa • Burlington HS



2018 GAME-BY-GAME STATS

#37 Massner, Kace - 10 games (All games)

Date	Opponent	Pos	AB	R	H	RBI	2B	3B	HR	BB	SB	CS	HBP	SAC	SF	GDP	K	PO	A	E	Avg	
Feb 23	vs Virginia Tech	pr	0	1	0	0	0	0	0	0	1	0	0	0	0	0	0	0	0	0	0	.000
Feb 24	vs Ball St.	ph	1	0	0	0	0	0	0	0	0	0	0	0	0	0	1	0	0	0	0	.000
Feb 27	CORNELL COLLEGE	ph	1	1	0	1	0	0	0	1	0	0	0	0	0	0	0	0	0	0	0	.000
Mar 11	at UNLV	*of	4	0	1	1	0	0	0	0	0	0	0	0	0	0	1	0	0	0	0	.167
Mar 14	vs Missouri State	*of	4	0	0	0	0	0	0	0	0	0	0	0	0	0	2	1	0	0	0	.100
Mar 17	EVANSVILLE-1	*of	0	0	0	0	0	0	0	1	0	0	0	0	0	0	0	0	0	0	0	.100
Mar 17	EVANSVILLE-2	ph	1	0	0	0	0	0	0	0	0	0	0	0	0	0	0	0	0	0	0	.091
Mar 18	EVANSVILLE	pr	0	1	0	0	0	0	0	0	0	0	0	0	0	0	0	0	0	0	0	.091
Mar 21	LORAS COLLEGE	ph	1	0	0	0	0	0	0	0	0	0	0	0	0	0	1	0	0	0	0	.083
Apr 11	COE COLLEGE	ph/dh	2	0	0	0	0	0	0	1	0	0	0	0	0	0	1	0	0	0	0	.071
Totals		3gs	14	3	1	2	0	0	0	3	1	0	0	0	0	0	6	1	0	0	0	.071

On base pct. .235 • Slugging pct. .071

CAREER-HIGHS

AB: 4, 2X, LAST VS. MISSOURI STATE, 3/14/18

H: 1 at UNLV, 3/11/18

R: 1, 3X, LAST VS. EVANSVILLE, 3/18/18

2B: --

3B: --

HR: --

RBI: 1, 2X, LAST AT UNLV, 3/11/18

BB: 1, 3X, LAST VS. COE COLLEGE, 4/11/18

SB: 1 vs. VIRGINIA TECH, 2/23/18

SEASON HIGHLIGHTS

- Has appeared in 10 games with three starts -- all in left field... hitting .071 (1-of-14) with three runs and two RBIs
- Made his first career start at UNLV (3/11), finishing 1-for-4 with an RBI single... made his Iowa debut against Virginia Tech (2/23)... scored the game-winning run via walk-off in the bottom of the 10th after entering as a pinch runner
- Redshirted in 2017

CAREER STATS

YEAR	AVG.	G-GS	AB	R	H	2B	3B	HR	RBIS	BB	HBP	SO	SB-A
2018	.071	10-3	14	3	1	0	0	0	2	3	0	6	1-1
TOTALS	.071	10-3	14	3	1	0	0	0	2	3	0	6	1-1

Instagram: [UIBaseball](#)



Twitter: [@UIBaseball](#)



Facebook: [iowabaseball](#)

38 TRENTON WALLACE

Fr. • LHP/OF • 6-1 • 200
Rock Island, Ill. • Davenport Assumption HS



2018 GAME-BY-GAME STATS

#38 Wallace, Trenton - 8 games (All games)

Date	Opponent	Pos	AB	R	H	RBI	2B	3B	HR	BB	SB	CS	HBP	SAC	SF	GDP	K	PO	A	E	Avg	
Feb 16	vs Toledo	pr	0	0	0	0	0	0	0	0	0	0	0	0	0	0	0	0	0	0	0	.000
Feb 18	vs Old Dominion	p	0	0	0	0	0	0	0	0	0	0	0	0	0	0	0	0	0	1	0	.000
Feb 24	vs Ball St.	1b/ph	1	0	0	0	0	0	0	0	0	0	0	0	0	0	0	0	0	0	0	.000
Feb 27	CORNELL COLLEGE	*p	0	0	0	0	0	0	0	0	0	0	0	0	0	0	0	0	1	1	0	.000
Mar 10	at UNLV	ph/1b	1	0	0	0	0	0	0	0	0	0	0	0	0	0	0	0	2	0	0	.000
Mar 14	vs Missouri State	p	0	0	0	0	0	0	0	0	0	0	0	0	0	0	0	0	1	1	0	.000
Mar 17	EVANSVILLE-1	ph/1b	1	0	0	0	0	0	0	0	0	0	0	0	0	0	0	1	1	0	0	.000
Mar 21	LORAS COLLEGE	ph/of	0	0	0	0	0	0	1	0	0	0	0	0	0	0	0	0	1	0	0	.000
Totals		1gs	3	0	0	0	0	0	1	0	0	0	0	0	0	0	0	1	6	3	0	.000

On base pct. .250 • Slugging pct. .000

#38 Wallace, Trenton - 9 appearances (All games)

Date	Opponent	GS	IP	H	R	ER	BB	SO	2B	3B	HR	WP	BK	HBP	IBB	Score	W-L	Sv	ERA	NP
Feb 18	vs Old Dominion		1.2	1	1	1	3	2	0	0	0	0	0	0	0	4-1	0-0	0	5.40	41
Feb 27	CORNELL COLLEGE	*	3.0	4	0	0	0	4	0	0	0	0	0	0	0	15-1	1-0	0	1.93	15
Mar 03	at UAB		2.2	2	1	1	1	4	1	0	0	0	0	2	0	11-3	1-0	0	2.45	47
Mar 11	at UNLV		0.1	0	0	0	1	0	0	0	0	0	0	0	0	3-13	1-0	0	2.35	7
Mar 14	vs Missouri State		2.0	3	3	3	1	2	1	0	1	1	1	0	0	3-8	1-0	0	4.66	46
Mar 20	SAINT LOUIS	*	3.0	2	2	1	1	1	0	0	1	1	0	0	0	6-7	1-0	0	4.26	47
Mar 28	BRADLEY	*	1.0	1	0	0	0	1	0	0	0	0	0	0	0	13-9	1-0	0	3.95	21
Apr 04	GRAND VIEW	*	2.0	2	2	2	0	3	0	0	1	0	0	0	0	4-2	1-0	0	4.60	28
Apr 11	COE COLLEGE	*	1.0	1	0	0	0	0	0	0	0	0	0	0	0	16-1	1-0	0	4.32	19
Totals		5	16.2	16	9	8	6	18	2	0	3	1	1	3	0	75-45	1-0	0	4.32	-

CAREER-HIGHS

AB: 1, 3X, LAST VS. EVANSVILLE, 3/17/18

H:

R:

2B:

3B:

HR:

RBI:

BB: 1 vs. LORAS COLLEGE, 3/21/18

SB:

PITCHING

IP: 3.0, 2X, LAST VS. SAINT LOUIS, 3/20/18

H: 4 vs. CORNELL COLLEGE, 2/27/18

R: 3 vs. MISSOURI STATE, 3/14/18

ER: 3 vs. MISSOURI STATE, 3/14/18

SO: 4, 2X, LAST AT UAB, 3/3/18

BB: 3 vs. OLD DOMINION, 2/18/18

SEASON HIGHLIGHTS

- Is a two-way player as a left-handed pitcher and outfielder... is 1-0 with a 4.32 ERA in nine appearances (five starts)... has 18 strikeouts against six walks over 16 2/3 innings
- Earned his first career win in his first career start, scattering four hits and not allowing a run in three innings against Cornell College (2/27)... had four strikeouts to zero walks
- Made his Iowa debut against Old Dominion (2/18), allowing one run on one hit... fanned two, but issued three walks
- Named the 29th-best freshman in the Big Ten by D1Baseball.com

CAREER STATS

YEAR	AVG.	G-GS	AB	R	H	2B	3B	HR	RBIS	BB	HBP	SO	SB-A
2018	.000	5-0	3	0	0	0	0	0	0	1	0	1	0-0
TOTALS	.000	5-0	3	0	0	0	0	0	0	1	0	1	0-0

YEAR	ERA	W-L	APP	GS	CG	SHO	SV	IP	H	R	ER	BB	SO
2018	4.32	1-0	9	5	0	0/0	0	16.2	16	9	8	6	18
TOTALS	4.32	1-0	9	6	0	0/0	0	16.2	16	9	8	6	18

Instagram: [UIBaseball](#)



Twitter: [@UIBaseball](#)



Facebook: [iowabaseball](#)

43 GRANT LEONARD

So. • RHP • 5-11 • 170
Mokena, Ill • Lincoln Way HS



2018 GAME-BY-GAME STATS

#43 Leonard, Grant - 15 appearances (All games)

Date	Opponent	GS	IP	H	R	ER	BB	SO	2B	3B	HR	WP	BK	HBP	IBB	Score	W-L	Sv	ERA	NP
Feb 16	vs Toledo		0.2	0	0	0	0	1	0	0	0	0	0	0	0	4-3	1-0	0	0.00	8
Feb 18	vs Old Dominion		1.1	1	0	0	0	1	0	0	0	0	0	0	0	4-1	1-0	0	0.00	25
Feb 27	CORNELL COLLEGE		0.2	0	0	0	0	2	0	0	0	0	0	0	0	15-1	1-0	0	0.00	7
Mar 02	at UAB		0.2	1	0	0	1	2	0	0	0	0	0	0	0	4-1	1-0	0	0.00	17
Mar 04	at UAB		0.2	1	0	0	0	0	0	0	0	0	0	0	0	0-4	1-0	0	0.00	3
Mar 10	at UNLV		0.1	3	3	3	0	0	0	0	0	0	0	0	0	2-11	1-0	0	6.23	11
Mar 11	at UNLV		0.1	2	0	0	0	0	0	0	0	1	0	0	0	3-13	1-0	0	5.79	15
Mar 14	vs Missouri State		0.2	1	0	0	0	1	0	0	0	0	0	0	0	3-8	1-0	0	5.06	14
Mar 17	EVANSVILLE-2		1.0	0	0	0	0	0	0	0	0	0	0	0	0	8-3	1-0	0	4.26	13
Mar 18	EVANSVILLE		0.2	1	0	0	0	1	0	0	0	0	0	0	0	4-3	1-0	1	3.86	11
Mar 21	LORAS COLLEGE		1.0	2	1	1	1	1	0	0	0	0	0	0	1	6-4	1-0	1	4.50	21
Mar 28	BRADLEY		1.0	2	1	1	1	0	0	0	0	0	0	0	0	13-9	1-0	1	5.00	32
Mar 30	at Illinois		1.0	0	0	0	0	1	0	0	0	0	0	0	0	8-5	1-0	2	4.50	-
Apr 01	at Illinois		1.1	1	0	0	0	1	0	0	0	0	0	0	0	4-2	1-0	2	3.97	27
Apr 11	COE COLLEGE		1.0	2	0	0	0	1	0	0	0	0	0	0	0	16-1	1-0	2	3.65	14
Totals		0	12.1	17	5	5	3	12	0	0	0	1	0	0	1	94-69	1-0	2	3.65	-

CAREER-HIGHS

IP: 1.1, 2X, LAST AT ILLINOIS, 4/1/18

H:3 AT UNLV, 3/10/18

R: 3 AT UNLV, 3/10/18

ER: 3 AT UNLV, 3/10/18

SO: 2, 2X, LAST AT UAB, 3/2/18

BB: 1, 4X, LAST VS. BRADLEY, 3/28/18

SEASON HIGHLIGHTS

- Is 1-0 with a 3.65 ERA in a team-high 15 appearances, which are tied for the third-most in the Big Ten... has 12 strikeouts in 12 1/3 innings of relief
- Was sidelined for two of the three games against Ohio State (4/7-8) after suffering a broken nose and subsequent concussion on a comebacker at Illinois (4/1).
- Recorded his first career save, tossing a perfect ninth in the road win at No. 22 Illinois... got four outs in the game three win before exiting the contest after taking a one-hopper off his face (still fielded his position and backed up first base with a broken nose)
- Picked up his first career win against Toledo (2/16), getting two outs with the bases loaded in the top of the ninth inning in an eventual walk-off Hawkeye victory
- Made two appearances in 2017...joined team as a walk-on

CAREER STATS

YEAR	ERA	W-L	APP	GS	CG	SHO	SV	IP	H	R	ER	BB	SO
2017	4.50	0-0	2	0	0	0/0	0	2.0	3	1	1	1	0
2018	3.65	1-0	15	0	0	0/0	2	12.1	17	5	5	3	12
TOTALS	3.77	1-0	17	0	0	0/0	2	14.1	20	6	6	4	12



44 ROBERT NEUSTROM

Jr. • OF • 6-3 • 210
Sioux City, Iowa • Sioux City North HS



2018 GAME-BY-GAME STATS

#44 Neustrom, Robert - 30 games (All games)

Date	Opponent	Pos	AB	R	H	RBI	2B	3B	HR	BB	SB	CS	HBP	SAC	SF	GDP	K	PO	A	E	Avg	
Feb 16	vs Toledo	*of	4	2	2	1	0	0	1	0	0	0	0	0	0	0	1	3	0	1	.500	
Feb 17	vs Oakland	*of	4	1	1	2	1	0	0	0	0	0	0	0	1	0	0	0	0	0	.375	
Feb 18	vs Old Dominion	*of	4	1	1	0	0	0	1	0	0	0	0	0	0	0	0	0	0	0	.333	
Feb 23	vs Virginia Tech	*of	4	0	2	0	0	0	0	0	0	0	0	0	0	0	1	4	0	0	.375	
Feb 24	vs Ball St.	*of	5	0	1	0	0	0	0	0	0	0	0	0	0	0	1	2	0	0	.333	
Feb 25	at New Orleans	*of	5	1	2	0	0	0	1	1	0	0	0	0	0	0	0	2	0	0	.346	
Feb 27	CORNELL COLLEGE	*of	2	1	1	0	0	0	1	0	0	0	0	0	0	0	0	0	0	0	.357	
Mar 02	at UAB	*of	3	0	1	0	0	0	1	0	0	0	0	0	0	0	1	3	0	0	.355	
Mar 03	at UAB	*of	4	2	2	1	0	0	2	0	0	0	0	0	0	0	1	3	0	0	.371	
Mar 04	at UAB	*of	4	0	0	0	0	0	0	0	0	0	0	0	0	1	0	1	0	0	.333	
Mar 09	at UNLV	*of	3	0	1	0	0	0	1	0	0	0	0	0	0	0	1	2	0	0	.333	
Mar 10	at UNLV	*of	4	0	1	0	0	0	0	0	0	0	0	0	0	0	0	0	0	0	.326	
Mar 11	at UNLV	*of	4	1	2	1	1	0	0	0	0	0	0	0	0	0	1	0	0	0	.340	
Mar 14	vs Missouri State	*of	3	1	0	0	0	0	1	0	0	0	0	0	0	0	0	2	0	0	.321	
Mar 17	EVANSVILLE-1	*of	4	2	2	2	0	0	1	0	0	0	1	0	0	0	0	3	0	0	.333	
Mar 17	EVANSVILLE-2	*of	4	3	3	1	1	0	1	0	0	0	0	0	0	1	0	0	0	0	.361	
Mar 18	EVANSVILLE	*of	3	1	1	0	0	0	1	0	0	0	0	0	0	0	0	3	0	0	.359	
Mar 20	SAINT LOUIS	*of	5	0	1	0	0	0	0	0	0	0	0	0	0	0	1	2	0	0	.348	
Mar 21	LORAS COLLEGE	*of	3	2	1	1	0	0	1	1	0	0	0	0	0	0	0	3	0	0	.347	
Mar 23	INDIANA-1	*of	4	0	1	0	0	0	0	0	0	0	0	0	0	0	0	0	0	0	.342	
Mar 23	INDIANA-2	*of	5	1	2	0	2	0	0	0	0	0	0	0	0	0	0	3	0	0	.346	
Mar 28	BRADLEY	*of	5	1	3	2	0	0	1	0	0	0	0	0	0	0	1	1	0	0	.360	
Mar 30	at Illinois	*of	4	4	3	3	0	0	1	1	0	0	0	0	0	0	0	1	0	0	.378	
Mar 31	at Illinois	*of/of	6	1	1	2	0	0	0	0	0	0	0	0	0	1	1	4	0	0	.365	
Apr 01	at Illinois	*of	5	0	0	0	0	0	0	0	0	0	0	0	0	0	1	1	0	0	.347	
Apr 04	GRAND VIEW	*of	4	0	1	0	0	0	0	0	0	0	0	0	0	0	1	1	0	0	.343	
Apr 07	OHIO STATE-1	*of	3	0	0	0	0	0	1	0	0	0	0	0	0	0	2	2	0	0	.333	
Apr 07	OHIO STATE-2	*of	5	1	2	0	1	0	0	0	0	0	0	0	0	0	2	0	0	0	.336	
Apr 08	OHIO STATE	*of	3	0	1	0	0	0	1	0	0	0	0	0	0	0	0	0	0	0	.336	
Apr 11	COE COLLEGE	*of	3	1	2	1	0	0	0	0	0	0	0	0	0	0	0	0	0	0	.345	
Totals			30gs	119	27	41	17	6	0	5	14	1	0	1	0	1	3	16	46	0	1	.345

On base pct. .415 • Slugging pct. .521

CAREER-HIGHS

AB: 6, 3X, LAST AT ILLINOIS, 3/31/18

H: 4 vs. LEHIGH, 3/12/17

R: 4 AT ILLINOIS, 3/30/18

2B: 2, 3X, LAST vs. INDIANA, 3/23/18

3B: 1, 4X, LAST vs. PURDUE, 3/26/17

HR: 2 AT ILLINOIS, 5/18/17

RBI: 5 vs. LEHIGH, 3/12/17

BB: 2, 3X, LAST AT UAB, 3/3/18

SB: 2, 2X, LAST vs. PENN STATE, 4/29/17

SEASON HIGHLIGHTS

- Iowa's starting right fielder... hitting .345 (41-of-119) with 27 runs and 17 RBIs... has hit safely in 26-of-30 games and reached safely in 28-of-30 contests... has a team-best 12 multi-hit games (nine 2-hit, three 3-hit contests)... has started 93 straight games dating back to the 2016 season... has started 129 of 143 possible games in his Iowa career... had a season-best 10-game hitting streak from March 17-31... also had a career-best 14-game reached base streak.
- Ranks in the top 13 in the Big Ten in six categories -- eighth in batting average (.345), tied for eighth in hits (41), home runs (5), total bases (62), tied for ninth in runs (27), and 13th in slugging (.521)
- Finished 3-for-4 with a home run, three RBIs and a career-high four runs scored in the series opener at No. 22 Illinois... went 3-for-5 with two RBIs in come-from-behind win against Bradley (3/28)... went 2-for-5 with two doubles in game two against No. 11 Indiana (3/23)... hit .545 (6-of-11) with six runs scored in sweep of Evansville (3/17-18)... went 5-for-8 with five runs and three RBIs in the doubleheader, hitting home runs in both games... hit his fourth home run of the season against Loras College (3/21), finishing 1-for-3 with two runs and an RBI... had a pair of hits, including a solo home run in the 4-3 victory over Toledo (2/16)
- Preseason Big Ten Player of the Year by Baseball America and Perfect Game... preseason All-Big Ten selection by Perfect Game and named to the Big Ten Preseason Honors List... named the 26th-best outfielder in college baseball by D1Baseball.com.
- Second-team All-Big Ten as an outfielder as a junior... started all 61 games where he hit .310 with 79 hits, 41 runs, and 55 RBIs... had 16 doubles, one triple, and nine home runs
- Ranked third in the Big Ten in hits (79), third in total bases (124), fourth in RBIs (55), tied for eighth in doubles (16), tied for 10th in home runs (9), and 14th in slugging percentage (.486)
- One of Iowa's four team captains.
- Rated as the second-best MLB Draft prospect in the Big Ten and 74th-best nationally... ranked as the 26th-best outfielder in the nation by D1Baseball.com... was a Cape Cod League All-Star in 2017... was one of top players in the field at the World University Games, hitting .387 (12-of-31) with six runs, six RBIs, and seven extra base hits.

CAREER STATS

YEAR	AVG.	G-GS	AB	R	H	2B	3B	HR	RBIS	BB	HBP	SO	SB-A
2016	.307	52-38	153	24	47	6	3	1	21	17	4	34	4-6
2017	.310	61-61	255	41	79	16	1	9	55	19	2	36	10-14
2018	.345	30-30	119	27	41	6	0	5	17	14	1	16	1-1
TOTALS	.317	143-129	527	92	167	28	4	15	93	50	7	86	15-21

Instagram: [UIBaseball](#)




Twitter: [@UIBaseball](#)



Facebook: [iowabaseball](#)

45 KYLE SHIMP

RS So. • LHP • 6-7 • 225
Yorkville, Ill • Yorkville HS



2018 GAME-BY-GAME STATS

#45 Shimp, Kyle - 9 appearances (All games)

Date	Opponent	GS	IP	H	R	ER	BB	SO	2B	3B	HR	WP	BK	HBP	IBB	Score	W-L	Sv	ERA	NP
Feb 17	vs Oakland		2.0	1	0	0	3	1	0	0	0	0	0	0	0	8-6	0-0	1	0.00	48
Feb 25	at New Orleans		2.0	0	0	0	1	3	0	0	0	0	0	0	0	8-2	0-0	1	0.00	29
Mar 04	at UAB		0.1	3	3	3	0	0	1	0	0	0	0	0	0	0-4	0-0	1	6.23	12
Mar 11	at UNLV		0.1	2	3	3	1	0	0	0	0	0	0	0	0	3-13	0-0	1	11.57	11
Mar 14	vs Missouri State		0.1	1	1	1	1	0	0	0	0	0	0	0	0	3-8	0-0	1	12.60	13
Mar 21	LORAS COLLEGE		2.2	1	1	1	1	4	0	0	0	0	0	0	0	6-4	0-0	1	9.39	31
Mar 28	BRADLEY		1.0	0	0	0	2	1	0	0	0	0	0	0	0	13-9	0-0	1	8.31	22
Mar 31	at Illinois		0.0	3	3	3	0	0	0	0	0	1	0	0	0	12-13	0-0	1	11.42	18
Apr 04	GRAND VIEW		1.0	0	0	0	1	1	0	0	0	0	0	1	0	4-2	0-0	1	10.24	16
Totals		0	9.2	11	11	11	10	10	1	0	0	1	0	1	0	57-61	0-0	1	10.24	-

CAREER-HIGHS

IP: 3.0 vs. MINNESOTA, 5/27/17

H: 3, 3X, LAST AT ILLINOIS, 3/31/18

R: 4 AT ILLINOIS, 5/19/17

ER: 3, 4X, LAST AT ILLINOIS, 3/31/18

SO: 4 vs. LORAS COLLEGE, 3/21/18

BB: 3, 2X, LAST vs. OAKLAND, 2/17/18

SEASON HIGHLIGHTS

- Has a low 90s fastball... is 0-0 with a 10.24 ERA in nine appearances with one save
- Earned his first career save, allowing one hit in two shutout innings against Oakland (2/17)
- Collegiate Baseball Freshman All-American... went 5-1 with a 3.18 ERA over 18 appearances in 2017... allowed just 18 hits over 28 1/3 innings and had 26 strikeouts, but 23 walks... holding opponents to a .186 batting average
- One of four team captains for 2018 season
- Rated as the 30th-best MLB Draft prospect in the Big Ten by D1Baseball.com

CAREER STATS

YEAR	ERA	W-L	APP	GS	CG	SHO	SV	IP	H	R	ER	BB	SO
2017	3.18	5-1	18	0	0	0/0	0	28.1	18	15	10	23	26
2018	10.24	0-0	9	0	0	0/0	1	9.2	11	11	11	10	10
TOTALS	4.97	5-1	27	0	0	0/0	1	38.0	29	26	21	33	36



STARTING LINEUPS BY GAME

Date	Opp.	C	1B	2B	3B	SS	LF	CF	RF	DH/P
2/16	Toledo	Cropley	Hoeg	Boe	Elion	Crowl	Wetrich	Norman	Neustrom	McCleary
2/17	Oakland	Cropley	Judkins	Boe	Elion	Crowl	Hoeg	Norman	Neustrom	McCleary
2/18	Old Dom.	Cropley	Hoeg	Boe	Elion	Crowl	Norman	Jenkins	Neustrom	Judkins
2/23	Va. Tech	Cropley	Hoeg	Boe	Elion	Crowl	Norman	Jenkins	Neustrom	Judkins
2/24	Ball State	Cropley	Hoeg	Crowl	Elion	Wetrich	Norman	Jenkins	Neustrom	Guzzo
2/25	UNO	Cropley	Judkins	Boe	Hoeg	Crowl	Norman	Jenkins	Neustrom	Guzzo
2/27	Cornell	McCleary	Hoeg	Boe	Elion	Crowl	Wetrich	Jenkins	Neustrom	Cropley
3/2	at UAB	Cropley	Hoeg	Boe	Elion	Crowl	Norman	Jenkins	Neustrom	Wetrich
3/3	at UAB	Cropley	Hoeg	Boe	Elion	Crowl	Norman	Jenkins	Neustrom	McCleary
3/4	at UAB	Cropley	Hoeg	Boe	Elion	Crowl	Norman	Jenkins	Neustrom	Guzzo
3/9	at UNLV	Cropley	Hoeg	Boe	Elion	Crowl	Norman	Jenkins	Neustrom	Guzzo
3/10	at UNLV	Cropley	Hoeg	Wetrich	Elion	Crowl	Farley	Norman	Neustrom	Guzzo
3/11	at UNLV	McCleary	Hoeg	Boe	Elion	Crowl	Massner	Cropley	Neustrom	Guzzo
3/14	vs. Mo. St.	Cropley	Guzzo	Boe	Hoeg	Crowl	Massner	Norman	Neustrom	Elion
3/17-1	Evansville	Cropley	Guzzo	Boe	Hoeg	Crowl	Massner	Jenkins	Neustrom	Whelan
3/17-2	Evansville	Cropley	Guzzo	Boe	Hoeg	Crowl	Wetrich	Jenkins	Neustrom	Whelan
3/18	Evansville	Berst	Guzzo	Boe	Hoeg	Crowl	Wetrich	Cropley	Neustrom	Whelan
3/20	Saint Louis	McCleary	Guzzo	Boe	Hoeg	Crowl	Cropley	Jenkins	Neustrom	Whelan
3/21	Loras College	Berst	Hoeg	Wetrich	Elion	Crowl	Cropley	Norman	Neustrom	Whelan
3/23-1	Indiana	Cropley	Guzzo	Boe	Hoeg	Crowl	Norman	Jenkins	Neustrom	Whelan
3/23-2	Indiana	Cropley	Guzzo	Boe	Hoeg	Crowl	Norman	Jenkins	Neustrom	Whelan
3/28	Bradley	Cropley	Guzzo	Boe	Hoeg	Crowl	Norman	Jenkins	Neustrom	Whelan
3/30	at Illinois	Cropley	Guzzo	Boe	Hoeg	Crowl	Norman	Jenkins	Neustrom	Whelan
3/31	at Illinois	Cropley	Hoeg	Boe	Elion	Crowl	Wetrich	Jenkins	Neustrom	Whelan
4/1	at Illinois	Cropley	Guzzo	Boe	Elion	Crowl	Wetrich	Jenkins	Neustrom	Whelan
4/4	G. View	McCleary	Guzzo	Boe	Elion	Crowl	Cropley	Jenkins	Neustrom	Whelan
4/7-1	Ohio St.	Cropley	Hoeg	Boe	Elion	Crowl	Wetrich	Jenkins	Neustrom	Whelan
4/7-2	Ohio St.	Cropley	Guzzo	Boe	Elion	Crowl	Norman	Jenkins	Neustrom	Whelan
4/8	Ohio St.	Cropley	Guzzo	Boe	Elion	Crowl	Norman	Jenkins	Neustrom	Whelan
4/11	Coe College	McCleary	Guzzo	Boe	Elion	Crowl	Cropley	Jenkins	Neustrom	Judkins

PINCH-HITTING BREAKDOWN

Player	Avg.	AB-H-RBI	2B-3B-HR	BB-HBP-50
Matt Berst	1.000	1-1-0	0-0-0	0-0-0
Lorenzo Elion	.500	2-1-1	0-0-0	0-0-0
Luke Farley	.000	9-0-0	0-0-0	1-0-4
Austin Guzzo	.200	5-1-1	1-0-0	0-1-2
Justin Jenkins	.000	1-0-0	0-0-0	0-0-1
Grant Judkins	.333	3-1-0	1-0-0	2-0-1
Kace Massner	.000	4-0-0	0-0-0	1-0-2
Brett McCleary	.000	3-0-0	0-0-0	1-0-3
Ben Norman	.000	2-0-0	0-0-0	1-0-0
Zion Pettigrew	.250	4-1-1	0-0-0	0-0-0
Trenton Wallace	.000	3-0-0	0-0-0	1-0-1
Tanner Wetrich	.286	7-2-0	2-0-0	2-0-3

STARTING LINEUPS - BATTING ORDER

- Whelan (15), Jenkins (7), Norman (5), Hoeg (3)
- Neustrom (19), Crowl (9), Elion (2)
- Cropley (19), Neustrom (11)
- Guzzo (16), Cropley (11), Crowl (3)
- Crowl (11), Guzzo (5), Elion (5), Wetrich (4), Judkins (3), McCleary (2), Hoeg (1)
- Hoeg (9), Elion (8), Wetrich (5), Crowl (5), Massner (2), McCleary (1)
- Jenkins (10), Hoeg (5), Norman (4), Elion (3), McCleary (2), Judkins (2), Boe (1), Farley (1), Crowl (1), Wetrich (1)
- Norman (9), Hoeg (7), Boe (3), Elion (3), McCleary (3), Jenkins (2), Crowl (1), Wetrich (1), Massner (1)
- Boe (23), Jenkins (4), Berst (2), Norman (1)

CAREER MULTI-HIT GAMES

Player	2015	2016	2017	2018	Total
Matt Berst	--	--	--	1	1
Mitchell Boe	--	2	12	6	20
Tyler Cropley	--	--	15	12	27
Kyle Crowl	--	--	--	7	7
Zach Daniels	--	4	--	--	4
Lorenzo Elion	--	--	--	6	6
Luke Farley	--	2	--	1	3
Austin Guzzo	2	6	4	1	13
Matt Hoeg	--	--	15	5	20
Justin Jenkins	--	--	--	4	4
Grant Judkins	--	--	7	--	7
Brett McCleary	--	--	--	1	1
Robert Neustrom	--	12	25	12	49
Ben Norman	--	--	18	1	19
Tanner Wetrich	--	--	--	3	3
Chris Whelan	--	--	22	6	28

CAREER MULTI-RBI GAMES

Player	2015	2016	2017	2018	Total
Mitchell Boe	--	--	6	3	9
Tyler Cropley	--	--	9	7	16
Kyle Crowl	--	--	1	4	5
Zach Daniels	--	1	--	--	1
Lorenzo Elion	--	--	--	5	5
Luke Farley	--	3	--	--	3
Austin Guzzo	1	6	1	2	10
Matt Hoeg	--	--	12	2	14
Justin Jenkins	--	--	1	3	4
Grant Judkins	--	--	4	1	5
Brett McCleary	--	--	--	1	1
Robert Neustrom	11	5	12	5	22
Ben Norman	--	--	7	2	9
Tanner Wetrich	--	--	--	2	2
Chris Whelan	--	--	6	--	6

HITTING/ON-BASE STREAKS

Player	Hitting	Career	On-Base	Career
Matt Berst	1	1	1	1
Mitchell Boe	1	8	1	14
Tyler Cropley	1	12	1	16
Kyle Crowl	2	8	2	14
Zach Daniels	--	5	--	5
Lorenzo Elion	1	4	1	6
Luke Farley	--	3	--	6
Matt Hoeg	1	8	1	12
Austin Guzzo	--	5	3	11
Justin Jenkins	2	4	4	8
Grant Judkins	--	6	2	15
Kace Massner	--	1	1	2
Brett McCleary	2	2	4	4
Robert Neustrom	3	14	5	16
Ben Norman	--	5	2	14
Zion Pettigrew	1	1	2	2
Trenton Wallace	--	--	1	1
Tanner Wetrich	--	3	--	6
Chris Whelan	1	7	1	14



STARTING PITCHERS

Pitcher	Date	Opp.	Dec.	IP	H	R	ER	BB	SO	NP	Score	Final
Allgeyer	2/16	vs. Toledo	ND	5.0	4	3	0	3	7	90	1-3	4-3
McDonald	2/17	vs. Oakland	ND	3.0	7	5	5	1	1	51	5-5	8-6
Schanuel	2/18	vs. Old Dom.	W	3.2	2	0	0	2	4	61	3-0	4-1
Allgeyer	2/23	vs. Virginia Tech	ND	7.0	5	1	1	0	8	91	1-1	2-1
Schanuel	2/24	vs. Ball State	L	3.1	5	7	6	4	4	82	2-7	6-14
McDonald	2/25	at New Orleans	W	7.0	3	2	0	1	4	88	6-2	8-2
Wallace	2/27	Cornell College	W	3.0	4	0	0	0	4	42	8-0	15-1
Allgeyer	3/2	at UAB	W	6.2	4	1	1	1	4	90	3-1	4-1
Schanuel	3/3	at UAB	W	5.0	1	0	0	4	7	82	3-0	11-3
McDonald	3/4	at UAB	L	5.0	5	1	1	1	4	82	0-1	0-4
Allgeyer	3/9	at UNLV	L	6.0	6	3	3	2	5	92	0-3	0-4
Schanuel	3/10	at UNLV	L	5.0	5	2	2	4	4	94	2-1	2-11
McDonald	3/11	at UNLV	ND	4.1	6	3	3	1	3	88	2-3	3-13
Dreyer	3/14	vs. Missouri St.	L	2.1	4	4	3	1	6	59	2-4	3-8
Allgeyer	3/17	Evansville-1	W	6.0	4	1	1	2	4	81	10-1	10-3
Schanuel	3/17	Evansville-2	W	5.0	1	0	0	4	6	108	7-0	8-3
McDonald	3/18	Evansville	ND	5.0	5	2	1	3	4	85	1-1	4-3
Wallace	3/20	Saint Louis	ND	3.0	2	2	1	1	1	47	2-2	6-7
Judkins	3/21	Loras College	ND	4.0	1	0	0	1	3	55	1-0	6-4
Allgeyer	3/23	Indiana-1	L	7.0	10	3	3	1	5	86	1-3	2-4
Schanuel	3/23	Indiana-2	W	7.0	1	0	0	4	11	110	4-0	5-1
Wallace	3/28	Bradley	ND	1.0	1	0	0	0	1	21	2-0	13-9
Allgeyer	3/30	at Illinois	W	6.1	7	5	3	1	8	--	7-5	8-5
Schanuel	3/31	at Illinois	L	2.0	7	6	6	2	1	53	0-6	12-13
McDonald	4/1	at Illinois	W	6.1	5	2	2	4	6	113	4-2	4-2
Wallace	4/4	Grand View	ND	2.0	2	2	2	0	3	28	1-2	4-2
Allgeyer	4/7	Ohio State-1	L	6.0	5	2	1	3	8	122	1-1	1-2
Schanuel	4/7	Ohio State-2	W	6.0	6	3	3	4	7	100	7-3	9-5
McDonald	4/8	Ohio State	ND	6.0	3	1	1	1	8	95	1-1	2-1
Wallace	4/11	Coe College	ND	1.0	1	0	0	0	0	19	8-0	16-1

STARTING PITCHER RECORDS

Pitcher	2018	Career
Nick Allgeyer	3-3	3-3
Jack Dreyer	0-1	0-1
Grant Judkins	0-0	1-0
Cole McDonald	2-1	8-5
Shane Ritter	--	0-1
Brady Schanuel	5-3	5-3
Trenton Wallace	1-0	1-0

STARTING PITCHER STATS

Pitcher	Starts	IP	W-L	R-ER	BB-K	ERA	B/AVG.
Nick Allgeyer	8	50.0	3-3	19-13	13-49	2.34	.243
Jack Dreyer	1	2.1	0-1	4-3	1-6	11.57	.364
Grant Judkins	1	4.0	0-0	0-0	1-3	0.00	.071
Cole McDonald	7	36.2	2-1	16-13	12-30	3.19	.248
Brady Schanuel	8	37.0	5-3	18-17	28-44	4.14	.207
Trenton Wallace	5	10.0	1-0	4-3	1-9	2.70	.256
TOTALS	30	140.0	11-8	80-56	56-141	3.15	.234

RUN SUPPORT

	Starts	Total Runs	Avg.
Nick Allgeyer	8	32	4.0
High: 10 vs. Evansville, 3/17			
Low: 0 at UNLV, 3/9			
Jack Dreyer	1	3	3.0
High: 3 vs. Missouri State, 3/14			
Low: 3 vs. Missouri State, 3/14			
Grant Judkins	1	6	6.0
High: 6 vs. Loras, 3/21			
High: 6 vs. Loras, 3/21			
Cole McDonald	7	29	4.1
High: 8, 2X, last vs. New Orleans, 2/25			
Low: 0 at UAB, 3/4			
Brady Schanuel	8	57	7.1
High: 12 vs. Illinois, 3/31			
Low: 2 at UNLV, 3/10			
Trenton Wallace	5	54	10.8
High: 16 vs. Coe College, 4/11			
Low: 4 vs. Grand View, 4/4			



BULLPEN STATISTICS

Pitcher	W-L-S	App.	ERA	IP	H	R	ER	BB	K	B/Avg.
Cam Baumann	1-0-0	11	5.00	9.0	11	5	5	8	14	.282
Zach Daniels	4-1-2	11	1.57	23.0	13	7	4	12	25	.169
Jack Dreyer	0-1-0	8	6.75	9.1	12	8	7	7	13	.324
Grant Judkins	0-0-0	4	3.60	10.0	11	6	4	4	10	.275
Kole Kampen	0-0-0	6	7.71	7.0	9	7	6	6	7	.321
Grant Leonard	1-0-2	15	3.65	12.1	17	5	5	3	12	.340
Derek Lieurance	1-0-0	4	4.15	4.1	1	2	2	1	4	.067
Nick Nelsen	2-0-2	12	2.77	13.0	10	5	4	4	18	.213
Ben Probst	0-0-0	10	4.66	9.2	13	8	5	2	7	.317
Shane Ritter	0-0-0	12	5.73	11.0	11	7	7	12	8	.256
Kyle Shimp	0-0-1	9	10.24	9.2	11	11	11	10	10	.297
Trenton Wallace	0-0-0	4	6.75	6.2	6	5	5	5	9	.240
TOTALS	9-2-7	--	4.68	125.0	125	76	65	74	137	.261

BULLPEN STATISTICS

Opponent	Date	W-L-S	Pitchers	Inn.	H	R-ER	BB-SO
vs. Toledo	2/16	1-0-0	Ritter, Daniels, Leonard	4.0	3	0-0	5-5
vs. Oakland	2/17	1-0-1	Dreyer, Nelsen, Shimp	6.0	5	1-0	6-6
vs. Old Dom.	2/18	0-0-1	Wallace, Leonard, Baumann, Daniels	5.1	4	1-1	4-5
vs. Virginia Tech	2/23	1-0-0	Daniels	3.0	1	0-0	1-4
vs. Ball State	2/24	0-0-0	Nelsen, Baumann, Judkins, Probst	5.2	9	7-6	2-7
at New Orleans	2/25	0-0-0	Shimp	2.0	0	0-0	1-3
Cornell College	2/27	0-0-0	Ritter, Dreyer, Lieurance, Kampen, Leonard, Probst	6.0	2	1-1	1-8
at UAB	3/2	0-0-1	Leonard, Daniels	2.1	2	0-0	1-3
at UAB	3/3	0-0-0	Wallace, Nelsen, Probst	4.0	5	3-3	1-6
at UAB	3/4	0-0-0	Shimp, Leonard, Ritter, Dreyer	4.0	5	3-3	0-2
at UNLV	3/9	0-0-0	Ritter, Baumann	2.0	2	1-1	3-3
at UNLV	3/10	0-0-0	Leonard, Dreyer, Nelsen, Lieurance, Kampen	3.0	7	9-9	2-2
at UNLV	3/11	0-1-0	Daniels, Ritter, Shimp, Leonard, Wallace, Probst	3.2	10	10-5	1-3
vs. Missouri St.	3/14	0-0-0	Wallace, Ritter, Shimp, Leonard, Baumann, Kampen	6.2	6	4-4	4-7
Evansville-1	3/17	0-0-0	Nelsen, Probst	3.0	4	2-1	0-1
Evansville-2	3/17	0-0-0	Ritter, Baumann, Leonard	4.0	1	3-3	3-3
Evansville	3/18	1-0-1	Daniels, Leonard	4.0	3	1-1	1-6
Saint Louis	3/20	0-1-0	Probst, Nelsen, Dreyer, Ritter, Kampen	6.0	7	5-5	8-6
Loras College	3/21	1-0-0	Shimp, Baumann, Leonard, Nelsen	5.0	5	4-4	2-7
Indiana-1	3/23	0-0-0	Ritter, Baumann, Nelsen	2.0	1	1-1	4-3
Indiana-2	3/23	0-0-0	Daniels	2.0	1	1-1	1-1
Bradley	3/28	1-0-0	Probst, Shimp, Dreyer, Baumann, Kampen, Judkins, Leonard, Ritter, Daniels	8.0	11	9-7	10-8
at Illinois	3/30	0-0-1	Daniels, Leonard	2.2	0	0-0	2-3
at Illinois	3/31	0-0-0	Shimp, Judkins, Nelsen, Kampen, Probst	6.0	10	7-7	4-5
at Illinois	4/1	0-0-1	Daniels, Leonard, Nelsen	2.2	3	0-0	2-2
Grand View	4/4	1-0-1	Lieurance, Dreyer, Shimp, Baumann, Ritter, Probst, Nelsen	7.0	2	0-0	1-10
Ohio State-1	4/7	0-0-0	Judkins	3.0	3	0-0	1-3
Ohio State-2	4/7	0-0-0	Nelsen, Baumann	3.0	4	2-2	1-3
Ohio State	4/8	1-0-0	Daniels	3.0	1	0-0	1-3
Coe College	4/11	1-0-0	Probst, Dreyer, Lieurance, Ritter, Baumann, Leonard	8.0	8	1-1	1-9

SAVE OPPORTUNITIES

Pitcher	2018	Career
Nick Allgeyer	--	3/3
Zach Daniels	2/2	8/10
Grant Leonard	2/2	2/2
Nick Nelsen	2/2	2/2
Shane Ritter	--	5/5
Kyle Shimp	1/1	1/1

INHERITED RUNNERS

Pitcher	2018	Career
Nick Allgeyer	--	14/3
Cam Baumann	6/1	6/1
Zach Daniels	13/1	59/16
Jack Dreyer	2/2	2/2
Grant Judkins	6/4	8/4
Kole Kampen	5/2	5/2
Grant Leonard	21/9	21/9
Derek Lieurance	2/0	2/0
Cole McDonald	--	0/0
Nick Nelsen	21/6	48/16
Ben Probst	3/0	3/0
Shane Ritter	2/1	23/13
Kyle Shimp	1/1	13/2
Trenton Wallace	6/1	6/1



2018 IOWA BASEBALL OVERALL STATISTICS

Record: 20-10 Home: 11-3 Away: 5-5 Neutral: 4-2 B1G: 5-3

Player	avg	gp-gs	ab	r	h	2b	3b	hr	rbi	tb	slg%	bb	hp	so	gdp	ob%	sf	sh	sb-att	po	a	e	fld%	
5 Cropley, Tyler	.364	30-30	110	22	40	13	0	3	27	62	.564	16	8	17	4	.471	2	0	2-5	216	16	1	.996	
44 Neustrom, Robert	.345	30-30	119	27	41	6	0	5	17	62	.521	14	1	16	3	.415	1	0	1-1	46	0	1	.979	
23 Crowl, Kyle	.262	30-30	107	23	28	4	1	4	21	46	.430	16	7	25	1	.383	3	1	0-0	40	78	4	.967	
3 Hoeg, Matt	.244	30-25	90	11	22	2	0	1	13	27	.300	10	1	26	1	.320	2	0	2-3	122	27	2	.987	

28 Whelan, Chris	.344	15-15	64	17	22	2	0	1	1	27	.422	6	2	6	0	.417	0	0	2-2	0	0	0	.000	
1 Elion, Lorenzo	.317	25-21	82	9	26	2	1	2	21	36	.439	2	3	20	1	.344	3	1	4-5	17	28	9	.833	
13 Berst, Matt	.286	4-2	7	1	2	0	0	0	0	2	.286	0	0	4	0	.286	0	0	0-0	21	1	0	1.000	
6 Jenkins, Justin	.268	27-23	71	12	19	3	0	1	13	25	.352	19	2	22	1	.430	1	3	2-4	45	1	2	.958	
20 Guzzo, Austin	.265	26-20	68	17	18	4	0	2	10	28	.412	14	2	22	0	.405	0	0	1-1	96	7	3	.972	
4 Boe, Mitchell	.256	28-27	82	12	21	7	0	0	9	28	.341	9	0	18	4	.326	1	3	2-2	43	60	3	.972	
14 Pettigrew, Zion	.250	10-0	12	2	3	0	0	0	3	3	.250	3	0	3	1	.400	0	0	0-0	6	7	0	1.000	
16 Wetrich, Tanner	.244	21-11	41	10	10	3	1	1	7	18	.439	8	2	13	1	.385	1	0	3-4	14	9	6	.793	
32 McCleary, Brett	.185	15-8	27	3	5	0	0	0	5	5	.185	8	1	7	0	.368	2	0	0-1	45	4	0	1.000	
7 Judkins, Grant	.176	11-5	17	2	3	2	0	0	3	5	.294	8	1	6	0	.462	0	0	1-1	27	1	0	1.000	
8 Farley, Luke	.158	13-1	19	4	3	1	1	0	1	6	.316	1	1	6	0	.238	0	0	0-0	3	0	1	.750	
9 Norman, Ben	.152	28-19	66	5	10	1	3	0	8	17	.258	7	4	21	3	.269	1	2	1-2	35	0	0	1.000	
37 Massner, Kace	.071	10-3	14	3	1	0	0	0	2	1	.071	3	0	6	0	.235	0	0	1-1	1	0	0	1.000	
38 Wallace, Trenton	.000	5-0	3	0	0	0	0	0	0	0	.000	1	0	1	0	.250	0	0	0-0	6	3	0	1.000	
Totals	.274	30	999	180	274	50	7	20	161	398	.398	145	35	239	20	.380	17	10	22-32	795	285	33	.970	
Opponents	.247	30	1000	137	247	43	3	23	125	365	.365	130	28	278	23	.347	8	18	13-21	775	253	36	.966	

LOB - Team (253), Opp (252). DPs turned - Team (29), Opp (26). CI - Team (0), Opp (2). IBB - Team (1), Wetrich 1, Opp (7).
 Picked off - Elion 2, Neustrom 2, Berst 1, Crowl 1, Boe 1, Cropley 1, McCleary 1.

(All games Sorted by Earned run avg)

Player	era	w-l	app	gs	cg	sho	sv	ip	h	r	er	bb	so	2b	3b	hr	b/avg	wp	hp	bks	sfa	sha
24 Allgeyer, Nick	2.34	3-3	8	8	0	0/0	0	50.0	45	19	13	13	49	10	0	5	.243	1	4	1	0	6
11 McDonald, Cole	3.19	2-1	7	7	0	0/0	0	36.2	34	16	13	12	30	2	0	4	.248	0	1	0	0	1
27 Schanuel, Brady	4.14	5-3	8	8	0	0/0	0	37.0	28	18	17	28	44	11	0	2	.207	3	4	0	1	2

2 Daniels, Zach	1.57	4-1	11	0	0	0/0	2	23.0	13	7	4	12	25	0	1	1	.169	4	3	1	1	2
7 Judkins, Grant	2.57	0-0	5	1	0	0/0	0	14.0	12	6	4	5	13	3	2	1	.222	1	0	1	2	0
12 Nelsen, Nick	2.77	2-0	12	0	0	0/0	2	13.0	10	5	4	4	18	2	0	1	.213	0	2	2	0	0
43 Leonard, Grant	3.65	1-0	15	0	0	0/0	2	12.1	17	5	5	3	12	0	0	0	.340	1	0	0	1	1
10 Lieurance, Derek	4.15	1-0	4	0	0	0/0	0	4.1	1	2	2	1	4	0	0	0	.067	2	1	0	0	0
38 Wallace, Trenton	4.32	1-0	9	5	0	0/0	0	16.2	16	9	8	6	18	2	0	3	.250	1	3	1	1	2
19 Probst, Ben	4.66	0-0	10	0	0	0/0	0	9.2	13	8	5	2	7	2	0	1	.317	1	2	0	0	1
35 Baumann, Cam	5.00	1-0	11	0	0	0/0	0	9.0	11	5	5	8	14	1	0	0	.282	2	1	0	0	0
18 Ritter, Shane	5.73	0-0	12	0	0	0/0	0	11.0	11	7	7	12	8	3	0	1	.256	4	2	0	0	0
33 Dreyer, Jack	7.71	0-2	9	1	0	0/0	0	11.2	16	12	10	8	19	4	0	1	.333	2	4	0	0	0
22 Kampen, Kole	7.71	0-0	6	0	0	0/0	0	7.0	9	7	6	6	7	2	0	3	.321	1	0	0	1	0
45 Shimp, Kyle	10.24	0-0	9	0	0	0/0	1	9.2	11	11	11	10	10	1	0	0	.297	1	1	0	1	3
Totals	3.87	20-10	30	30	0	0/0	7	265.0	247	137	114	130	278	43	3	23	.247	24	28	6	8	18
Opponents	5.16	10-20	30	30	0	2/2	5	258.1	274	180	148	145	239	50	7	20	.274	39	35	2	17	10

PB - Team (6), Cropley 4, McCleary 1, Berst 1, Opp (10). Pickoffs - Team (3), Nelsen 1, Cropley 1, Dreyer 1, Opp (9). SBA/ATT
 - Cropley (10-16), McDonald (4-5), McCleary (2-3), Nelsen (1-3), Dreyer (2-2), Allgeyer (0-2), Ritter (1-2), Daniels (1-2),
 Wallace (0-1), Shimp (1-1), Schanuel (1-1), Berst (1-1), Kampen (1-1), Judkins (1-1).



2018 IOWA BASEBALL OVERALL STATISTICS - BIG TEN ONLY

Record: 5-3 Home: 3-2 Away: 2-1 B1G: 5-3

Player	avg	gp-gs	ab	r	h	2b	3b	hr	rbi	tb	slg%	bb	hp	so	gdp	ob%	sf	sh	sb-att	po	a	e	fld%	
5 Cropley, Tyler	.429	8-8	28	9	12	3	0	1	5	18	.643	6	2	7	1	.541	1	0	1-2	76	7	0	1.000	
44 Neustrom, Robert	.286	8-8	35	7	10	3	0	1	5	16	.457	3	0	6	1	.342	0	0	0-0	11	0	0	1.000	
23 Crowl, Kyle	.269	8-8	26	3	7	1	0	0	4	8	.308	4	2	6	0	.382	2	1	0-0	10	22	1	.970	
4 Boe, Mitchell	.250	8-8	24	2	6	1	0	0	2	7	.292	2	0	6	1	.296	1	0	1-1	11	19	2	.938	
28 Whelan, Chris	.229	8-8	35	7	8	2	0	1	1	13	.371	3	1	5	0	.308	0	0	1-1	0	0	0	.000	

8 Farley, Luke	.400	3-0	5	1	2	1	1	0	0	5	1.000	0	0	1	0	.400	0	0	0-0	0	0	0	.000	
14 Pettigrew, Zion	.333	2-0	3	1	1	0	0	0	1	1	.333	1	0	0	1	.500	0	0	0-0	3	3	0	1.000	
6 Jenkins, Justin	.286	8-8	21	2	6	1	0	1	5	10	.476	6	1	4	0	.448	1	0	0-2	15	1	2	.889	
1 Elion, Lorenzo	.250	5-5	20	1	5	0	0	0	6	5	.250	1	0	4	0	.286	0	0	1-1	3	5	1	.889	
16 Wetrich, Tanner	.250	5-3	8	3	2	0	0	1	4	5	.625	3	0	3	0	.417	1	0	1-2	5	0	0	1.000	
7 Judkins, Grant	.250	3-0	4	0	1	1	0	0	1	2	.500	0	0	1	0	.250	0	0	0-0	4	0	0	1.000	
20 Guzzo, Austin	.211	8-6	19	6	4	1	0	0	2	5	.263	6	1	6	0	.423	0	0	0-0	46	2	0	1.000	
9 Norman, Ben	.133	7-5	15	1	2	0	1	0	1	4	.267	0	1	4	1	.176	1	0	0-0	8	0	0	1.000	
3 Hoeg, Matt	.100	8-5	20	0	2	0	0	0	3	2	.100	0	0	5	1	.100	0	0	0-0	20	8	0	1.000	
Totals	.259	8	263	43	68	14	2	5	40	101	.384	35	8	58	6	.355	7	1	5-9	213	79	7	.977	
Opponents	.253	8	265	33	67	13	2	8	31	108	.408	36	5	77	10	.350	3	2	2-7	207	74	9	.969	

LOB - Team (64), Opp (65). DPs turned - Team (11), Opp (7). IBB - Team (1), Wetrich 1, Opp (5). Picked off - Elion 1.

(B1G games only Sorted by Earned run avg)

Player	era	w-l	app	gs	cg	sho	sv	ip	h	r	er	bb	so	2b	3b	hr	b/avg	wp	hp	bk	sfa	sha
11 McDonald, Cole	2.19	1-0	2	2	0	0/0	0	12.1	8	3	3	5	14	0	0	1	.182	0	0	0	0	0
24 Allgeyer, Nick	3.26	1-2	3	3	0	0/0	0	19.1	22	10	7	5	21	5	0	4	.293	0	2	0	0	1
27 Schanuel, Brady	5.40	2-1	3	3	0	0/0	0	15.0	14	9	9	10	19	6	0	1	.250	0	1	0	1	1

12 Nelsen, Nick	0.00	0-0	4	0	0	0/0	1	4.2	1	0	0	2	5	0	0	0	.077	0	0	1	0	0
43 Leonard, Grant	0.00	0-0	2	0	0	0/0	1	2.1	1	0	0	0	2	0	0	0	.125	0	0	0	0	0
19 Probst, Ben	0.00	0-0	1	0	0	0/0	0	0.2	0	0	0	0	0	0	0	0	.000	0	0	0	0	0
2 Daniels, Zach	1.17	1-0	4	0	0	0/0	0	7.2	4	1	1	6	6	0	0	0	.154	2	1	0	1	0
7 Judkins, Grant	2.45	0-0	2	0	0	0/0	0	7.1	7	2	2	3	7	1	2	1	.259	0	0	0	1	0
35 Baumann, Cam	18.00	0-0	2	0	0	0/0	0	1.0	3	2	2	2	2	0	0	0	.500	1	1	0	0	0
18 Ritter, Shane	27.00	0-0	1	0	0	0/0	0	0.1	1	1	1	1	0	0	0	0	.500	0	0	0	0	0
22 Kampen, Kole	54.00	0-0	1	0	0	0/0	0	0.1	3	2	2	2	1	1	0	1	.750	0	0	0	0	0
45 Shimp, Kyle	99.00	0-0	1	0	0	0/0	0	0.0	3	3	3	0	0	0	0	0	1.000	1	0	0	0	0
Totals	3.80	5-3	8	8	0	0/0	2	71.0	67	33	30	36	77	13	2	8	.253	4	5	1	3	2
Opponents	4.43	3-5	8	8	0	0/0	3	69.0	68	43	34	35	58	14	2	5	.259	8	8	0	7	1

PB - Team (1), Cropley 1, Opp (4). Pickoffs - Team (1), Nelsen 1, Opp (1). SBA/ATT - Cropley (2-6), Nelsen (1-3), Allgeyer (0-2), McDonald (1-1), Daniels (0-1).



2018 IOWA BASEBALL GAME SUMMARY

Score by innings	1	2	3	4	5	6	7	8	9	EX	Total
Iowa	42	12	23	18	14	14	15	17	24	1	180
Opponents	13	7	26	17	6	30	19	14	5	0	137

Record when ...

Overall	20-10	After 6 leading	15-0
Conference	5-3 trailing	2-10
Non-Conference	15-7 tied	3-0
Home games	11-3	After 7 leading	14-0
Away games	5-5 trailing	2-10
Neutral site	4-2 tied	4-0
Day games	17-9	After 8 leading	16-0
Night games	3-1 trailing	1-10
vs Left starter	5-2 tied	3-0
vs Right starter	15-8		
1-Run games	4-3	Hit 0 home runs	8-7
2-Run games	4-1	... 1 home run	8-3
5+Run games	6-4	... 2+ home runs	4-0
Extra innings	1-0		
Shutouts	0-2	Opponent 0 home runs	13-4
	 1 home run	6-0
	 2+ HRs	1-6
Scoring 0-2 runs	2-5		
..... 3-5 runs	7-2		
..... 6-9 runs	6-2	Made 0 errors	5-3
..... 10+ runs	5-1 1 error	8-5
	 2+ errors	7-2
Opponent 0-2 runs	10-1		
..... 3-5 runs	8-3	Opp. made 0 errors	7-3
..... 6-9 runs	2-2 1 error	4-6
..... 10+ runs	0-4 2+ errors	9-1
Scored in 1st inning	10-2	Out-hit opponent	15-1
Opp. scored in 1st	5-4	Out-hit by opponent	3-8
Scores first	14-2	Hits are tied	2-1
Opp. scores first	6-8		

Record when team scores:

Runs	0	1	2	3	4	5	6	7	8	9	10+
W-L	0-2	0-1	2-2	0-2	6-0	1-0	1-2	0-0	4-0	1-0	5-1

Record when opponent scores:

Runs	0	1	2	3	4	5	6	7	8	9	10+
W-L	0-0	7-0	3-1	5-0	1-3	2-0	1-0	0-1	0-1	1-0	0-4

Record when leading after:

Inn.	1	2	3	4	5	6	7	8
W-L	9-1	11-1	14-1	12-0	13-2	15-0	14-0	16-0

Record when trailing after:

Inn.	1	2	3	4	5	6	7	8
W-L	2-4	3-5	3-5	3-6	3-6	2-10	2-10	1-10

Record when tied after:

Inn.	1	2	3	4	5	6	7	8
W-L	9-5	6-4	3-4	5-4	4-2	3-0	4-0	3-0

Current winning streak: 3

Longest winning streak: 4

Longest losing streak: 5

Home attendance : 5597 (11 dates avg = 508)

Away attendance : 8031 (16 dates avg = 501)

Total attendance: 13628 (27 dates avg = 504)

DEFICITS OVERCOME

*Trailed 3-1 through 7 and 3-2 through 8 vs. Toledo (2/16)	W, 4-3
Trailed 6-5 through 5 vs. Oakland (2/17)	W, 8-6
Trailed 1-0 through 3 at UNLV (3/10)	L, 2-11
Trailed 1-0 through 1 at UNLV (3/11)	L, 3-13
Trailed 2-1 through 6.5 vs. Evansville (3/18)	W, 4-3
Trailed 2-0 through 2.5 and 3-2 through 4.5 vs. Saint Louis (3/20)	L, 6-7
*Trailed 4-1 through 7.5 vs. Loras College (3/21)	W, 6-4
*Trailed 9-8 through 7.5 vs. Bradley (3/28)	W, 13-9
Trailed 2-1 through 1.5 at Illinois (3/30)	W, 8-5
Trailed 2-0 through 5 at Illinois (4/1)	W, 4-2
Trailed 2-0 through 1.5 vs. Grand View (4/4)	W, 4-2
Trailed 1-0 through .5 vs. Ohio State (4/7)	W, 9-5

* Walkoff wins



2018 IOWA BASEBALL HITTING STATS

Date	Opponent	ab	r	h	rbi	2b	3b	hr	tb	bb	ibb	sb	cs	hbp	sac	sf	gdp	k	po	a	e	lob	avg
Feb 16	vs Toledo	33	4	10	4	0	0	1	13	4	0	0	0	0	0	0	0	7	27	10	2	8	.303
Feb 17	vs Oakland	33	8	11	8	3	0	1	17	4	0	5	0	2	0	1	0	9	27	10	0	8	.318
Feb 18	vs Old Dominion	36	4	10	4	1	0	0	11	5	0	1	0	0	0	1	1	8	27	8	2	11	.304
Feb 23	vs Virginia Tech	33	2	4	1	0	0	1	7	3	0	1	0	1	0	0	1	15	30	11	1	6	.259
Feb 24	vs Ball St.	36	6	10	3	0	0	0	10	6	0	1	0	1	0	0	0	14	24	3	2	10	.263
Feb 25	at New Orleans	37	8	12	8	2	0	1	17	9	0	2	1	2	1	0	0	6	27	13	2	14	.274
Feb 27	CORNELL COLLEGE	32	15	10	14	1	1	0	13	9	0	0	1	2	1	2	0	6	27	7	0	7	.279
Mar 02	at UAB	32	4	6	2	0	1	0	8	5	0	0	0	0	1	0	1	10	27	12	0	7	.268
Mar 03	at UAB	33	11	11	9	2	1	0	15	10	0	3	1	4	2	2	1	8	27	6	2	14	.275
Mar 04	at UAB	30	0	5	0	1	0	0	6	0	0	0	0	2	0	0	2	10	24	11	0	5	.266
Mar 09	at UNLV	30	0	6	0	0	0	0	6	5	0	0	0	0	0	0	2	7	24	3	0	8	.260
Mar 10	at UNLV	31	2	3	2	1	0	0	4	0	0	0	0	1	1	0	0	6	24	7	1	4	.247
Mar 11	at UNLV	34	3	9	3	2	0	0	11	2	0	0	0	1	0	0	2	6	24	12	3	7	.249
Mar 14	vs Missouri State	33	3	8	2	1	0	1	12	4	0	0	0	0	0	0	0	9	27	8	1	7	.248
Mar 17	EVANSVILLE	37	10	14	9	2	0	1	19	6	0	1	0	1	0	1	0	5	27	14	2	11	.258
Mar 17	EVANSVILLE	31	8	11	8	4	1	1	20	4	0	0	0	1	1	1	2	8	27	10	1	7	.264
Mar 18	EVANSVILLE	29	4	8	4	1	0	1	12	3	0	0	0	2	1	0	0	7	27	8	1	7	.264
Mar 20	SAINT LOUIS	39	6	13	5	2	0	0	15	5	0	0	0	0	0	1	0	8	27	14	1	12	.269
Mar 21	LORAS COLLEGE	30	6	7	6	2	0	2	15	5	0	0	1	1	0	0	0	9	27	8	1	6	.267
*Mar 23	INDIANA	31	2	6	2	0	1	1	11	1	0	0	0	0	0	1	1	8	27	15	0	4	.264
*Mar 23	INDIANA	33	5	9	5	3	0	2	18	6	0	0	0	1	0	0	1	7	27	5	0	11	.264
Mar 28	BRADLEY	37	13	15	12	3	0	3	27	8	0	2	2	2	1	0	1	10	27	14	1	10	.271
*Mar 30	at Illinois	35	8	10	7	3	0	1	16	5	1	0	1	1	0	1	0	6	27	8	1	7	.272
*Mar 31	at Illinois	34	12	11	12	2	1	1	18	10	0	0	0	2	0	3	2	5	24	8	1	10	.274
*Apr 01	at Illinois	36	4	11	4	0	0	0	11	3	0	4	2	0	0	0	1	6	27	12	2	8	.275
Apr 04	GRAND VIEW	31	4	6	3	1	0	0	7	2	0	1	0	1	0	1	0	7	27	6	0	7	.273
*Apr 07	OHIO STATE	34	1	8	1	2	0	0	10	2	0	0	1	1	0	0	1	12	27	11	1	9	.271
*Apr 07	OHIO STATE	30	9	8	7	2	0	0	10	5	0	0	0	1	1	1	0	10	27	9	1	5	.271
*Apr 08	OHIO STATE	30	2	5	2	2	0	0	7	3	0	1	0	2	0	1	0	4	27	11	1	10	.268
Apr 11	COE COLLEGE	39	16	17	14	7	1	2	32	11	0	0	0	3	0	0	1	6	27	11	3	13	.274
Totals		999	180	274	161	50	7	20	398	145	1	22	10	35	10	17	20	239	795	285	33	253	.274



2018 IOWA BASEBALL PITCHING SUMMARY

Date	Opponent	ip	h	r	er	bb	so	2b	3b	hr	wp	bk	hbp	dp	ibb	score	w-l	sv	era
Feb 16	vs Toledo	9.0	7	3	0	8	12	0	0	0	0	0	1	1	0	4-3	1-0	0	0.00
Feb 17	vs Oakland	9.0	12	6	5	7	7	1	0	1	0	1	0	1	0	8-6	2-0	1	2.50
Feb 18	vs Old Dominion	9.0	6	1	1	6	9	1	0	0	0	0	2	2	0	4-1	3-0	2	2.00
Feb 23	vs Virginia Tech	10.0	6	1	1	1	12	0	0	1	0	0	0	2	0	2-1	4-0	2	1.70
Feb 24	vs Ball St.	8.0	14	14	12	6	11	1	0	3	1	1	1	0	0	6-14	4-1	2	3.80
Feb 25	at New Orleans	9.0	3	2	0	2	7	0	0	0	0	0	1	1	0	8-2	5-1	2	3.17
Feb 27	CORNELL COLLEGE	9.0	6	1	1	1	12	1	0	0	2	0	1	0	0	15-1	6-1	2	2.86
Mar 02	at UAB	9.0	6	1	1	2	7	1	0	0	0	1	1	2	0	4-1	7-1	3	2.62
Mar 03	at UAB	9.0	6	3	2	5	13	2	0	0	0	0	2	0	0	11-3	8-1	3	2.56
Mar 04	at UAB	8.0	10	4	4	1	6	2	0	0	0	0	0	0	0	0-4	8-2	3	2.73
Mar 09	at UNLV	8.0	8	4	4	5	8	3	0	0	1	0	1	0	1	0-4	8-3	3	2.88
Mar 10	at UNLV	8.0	12	11	11	6	6	6	0	0	3	0	4	1	0	2-11	8-4	3	3.60
Mar 11	at UNLV	8.0	16	13	8	2	6	1	0	3	3	1	1	1	0	3-13	8-5	3	3.98
Mar 14	vs Missouri State	9.0	10	8	7	5	13	2	0	2	3	1	3	0	0	3-8	8-6	3	4.20
Mar 17	EVANSVILLE	9.0	8	3	2	2	5	3	0	0	0	0	0	1	0	10-3	9-6	3	4.05
Mar 17	EVANSVILLE	9.0	2	3	3	7	9	0	0	1	0	0	0	0	0	8-3	10-6	3	3.99
Mar 18	EVANSVILLE	9.0	8	3	2	4	10	1	1	0	0	0	1	0	0	4-3	11-6	4	3.87
Mar 20	SAINT LOUIS	9.0	9	7	6	9	7	2	0	2	2	0	2	2	0	6-7	11-7	4	3.99
Mar 21	LORAS COLLEGE	9.0	6	4	4	3	10	0	0	0	1	0	0	0	1	6-4	12-7	4	3.99
*Mar 23	INDIANA	9.0	11	4	4	5	8	1	0	2	1	1	1	4	2	2-4	12-8	4	3.99
*Mar 23	INDIANA	9.0	2	1	1	5	12	0	0	0	0	0	1	0	0	5-1	13-8	4	3.84
Mar 28	BRADLEY	9.0	12	9	7	10	9	3	0	1	3	0	1	2	0	13-9	14-8	4	3.99
*Mar 30	at Illinois	9.0	7	5	3	3	11	2	0	2	0	0	2	1	0	8-5	15-8	5	3.95
*Mar 31	at Illinois	8.0	17	13	13	6	6	4	1	3	1	0	1	2	0	12-13	15-9	5	4.35
*Apr 01	at Illinois	9.0	8	2	2	6	8	0	0	0	0	0	0	2	1	4-2	16-9	6	4.25
Apr 04	GRAND VIEW	9.0	4	2	2	1	13	0	0	1	0	0	1	0	0	4-2	17-9	7	4.17
*Apr 07	OHIO STATE	9.0	8	2	1	4	11	3	1	0	0	0	0	0	2	1-2	17-10	7	4.05
*Apr 07	OHIO STATE	9.0	10	5	5	5	10	3	0	0	0	0	0	1	0	9-5	18-10	7	4.08
*Apr 08	OHIO STATE	9.0	4	1	1	2	11	0	0	1	2	0	0	1	0	2-1	19-10	7	3.97
Apr 11	COE COLLEGE	9.0	9	1	1	1	9	0	0	0	1	0	0	2	0	16-1	20-10	7	3.87
Totals		265.0	247	137	114	130	278	43	3	23	24	6	28	29	7	180-137	20-10	7	3.87



2018 IOWA BASEBALL MISCELLANEOUS STATS

Multiple Hit Games	2	3	4	5+	Total
44 Neustrom, Robert	9	3	-	-	12
5 Copley, Tyler	9	3	-	-	12
23 Crowl, Kyle	7	-	-	-	7
4 Boe, Mitchell	6	-	-	-	6
28 Whelan, Chris	4	1	1	-	6
1 Elion, Lorenzo	4	1	-	1	6
3 Hoeg, Matt	5	-	-	-	5
6 Jenkins, Justin	4	-	-	-	4
16 Wetrich, Tanner	2	1	-	-	3
20 Guzzo, Austin	1	-	-	-	1
8 Farley, Luke	1	-	-	-	1
9 Norman, Ben	1	-	-	-	1
13 Berst, Matt	1	-	-	-	1
32 McCleary, Brett	1	-	-	-	1
TEAM	55	9	1	1	66

Multiple RBI Games	2	3	4	5+	Total
5 Copley, Tyler	4	2	-	1	7
44 Neustrom, Robert	4	1	-	-	5
1 Elion, Lorenzo	2	2	-	1	5
23 Crowl, Kyle	3	-	1	-	4
4 Boe, Mitchell	3	-	-	-	3
6 Jenkins, Justin	2	1	-	-	3
9 Norman, Ben	2	-	-	-	2
3 Hoeg, Matt	1	1	-	-	2
20 Guzzo, Austin	2	-	-	-	2
16 Wetrich, Tanner	-	1	1	-	2
32 McCleary, Brett	1	-	-	-	1
TEAM	24	8	2	2	36

Hitting Streaks	Longest	Current
5 Copley, Tyler	12	1
44 Neustrom, Robert	10	3
23 Crowl, Kyle	8	2
3 Hoeg, Matt	7	1
28 Whelan, Chris	7	1
20 Guzzo, Austin	4	-
6 Jenkins, Justin	4	2
1 Elion, Lorenzo	4	1
4 Boe, Mitchell	4	1
16 Wetrich, Tanner	3	-
32 McCleary, Brett	2	2
9 Norman, Ben	2	-
7 Judkins, Grant	1	-
13 Berst, Matt	1	1
8 Farley, Luke	1	-
37 Massner, Kace	1	-
14 Pettigrew, Zion	1	-

Reached Base Streaks	Longest	Current
5 Copley, Tyler	16	1
44 Neustrom, Robert	14	5
23 Crowl, Kyle	14	2
9 Norman, Ben	10	2
6 Jenkins, Justin	8	4
28 Whelan, Chris	7	1
3 Hoeg, Matt	7	1
1 Elion, Lorenzo	6	1
16 Wetrich, Tanner	6	-
20 Guzzo, Austin	6	3
4 Boe, Mitchell	5	1
32 McCleary, Brett	4	4
7 Judkins, Grant	3	2
14 Pettigrew, Zion	2	2
37 Massner, Kace	2	1
8 Farley, Luke	2	-
38 Wallace, Trenton	1	1
13 Berst, Matt	1	1



THE LAST TIME...

Hitting Categories:

A Hawkeye hit a walk-off home run	Tyler Cropley, March 28, 2018 vs. Bradley (W, 13-9) (grand slam)
A Hawkeye hit a lead-off home run	Matt Hoeg, March 14, 2018, vs. Missouri State (L, 3-8)
A Hawkeye hit a grand slam	Tyler Cropley, March 28, 2018 vs. Bradley (W, 13-9)
A Hawkeye hit for the cycle	Lorenzo Elion (5-for-6, 2 HR, 6 RBIs, 4 R) vs. Coe College, 4/11/18
A Hawkeye had 8 or more at-bats	^Eric Toole (3-for-8), Jake Manger (3-for-8), Joel Booker (2-for-8) vs. Sacramento State, 4/28/15
A Hawkeye hit four home runs in a game.....	Bill Heinz, April 20, 1988 at Minnesota (W, 17-3)
A Hawkeye hit three home runs in a game.....	Jake Adams, May 19, 2017, at Kansas State (3-for-4, 7 RBIs), 12-11 win (10 innings)
A Hawkeye hit two home runs in a game	Lorenzo Elion vs. Coe College, 4/11/18 (5-for-6, 2 HR, 6 RBIs, 4 R), W, 16-1
A Hawkeye had five hits in a game	^Lorenzo Elion vs. Coe College, 4/11/18 (5-for-6, 2 HR, 6 RBIs, 4 R), W, 16-1
A Hawkeye had three doubles in a game	Tyler Cropley vs. Coe College, 4/11/18 (3-for-5, 2 R, 2 RBIs), W, 16-1
A Hawkeye hit two triples in a game.....	Zach McCool, April 20, 2010 vs Western Illinois (W, 6-5)
A Hawkeye had six RBIs in a game	6, Lorenzo Elion vs. Coe College, 4/11/18 (5-for-6, 2 HR, 6 RBIs, 4 R) W, 16-1
A Hawkeye stole five bases in a game	Lance Platz at Purdue in 1979
A Hawkeye stole home	Tyler Peyton, March 15, 2014 vs. Georgetown (W, 13-1)
A Hawkeye walked four times in a game.....	^Mitchell Boe, April 13, 2016 vs. Air Force (W, 22-2)
A Hawkeye had three sacrifice hits in a game.....	Travis Sweet, March 23, 2007 at North Dakota State (W, 6-5)
A Hawkeye scored five runs in a game.....	^Austin Guzzo, March 8, 2016, vs. Northwestern College (W, 28-0)
A Hawkeye was hit by three pitches in a game.....	Nick Day, April 25, 2014 vs. South Dakota State
A Hawkeye hit a home run in five consecutive games	Jake Adams (May 12-18, 2017, vs. Ohio State, vs. Omaha, at Illinois)
A Hawkeye hit triples in consecutive games	Ben Norman at UAB (March 2-3, 2018)
The Hawkeyes hit back-to-back triples in a game	T.J. Cataldo & Matt Mossey, April 20, 2008 vs. Northwestern (L, 9-6)
The Hawkeyes hit five or more home runs in a game.....	5, March 18, 2009 at UT-Martin (W, 25-6) (Cataldo, Durant, Freie, McQuillan, Toole)
The Hawkeyes hit four home runs in a game.....	4, May 18, 2017, at Illinois, (W, 6-5) (Neustrom, McCoy, Adams, Neustrom)
The Hawkeyes hit two grand slams in the same game.....	Robert Neustrom, Tyler Cropley vs. Bradley (W, 12-1), 3/22/17
The Hawkeyes hit back-to-back-to-back home runs in same game.....	May 18, 2017, at Illinois (McCoy, Adams, Neustrom)
The Hawkeyes left 15 or more people on base.....	16 vs. Bucknell, 2/17/17
The Hawkeyes hit into five double plays.....	May 23, 2007 vs. Illinois (L, 12-3 in Big Ten Tournament)

Pitching Categories:

A Hawkeye pitcher threw a no-hitter (7 innings)	Bill Drabbel, 1979 vs. Kansas State
A Hawkeye pitcher threw a no-hitter (9 innings)	Cole McDonald, 8/25/17 vs. Czech Republic (World University Games) (W, 8-0)
A Hawkeye pitcher threw a perfect game (7 innings).....	Chad Blackwell, April 29, 2000 vs. Northwestern (W, 4-0)
A Hawkeye pitcher threw a one-hitter (9 innings)	Jarred Hippen, April 29, 2011 at Minnesota (L, 1-0)
A Hawkeye pitcher threw a two-hitter (7 innings)	Steve Turnbull, March 23, 2007 vs. North Dakota State (W, 8-0)
Iowa was one hit	Apr. 2, 2006 vs. Ohio State (L, 15-1)
Iowa was no-hit	Apr. 21, 2012 vs. Penn State (L, 2-0)
A Hawkeye pitcher threw a complete game (7 innings)	Steve Turnbull, May 3, 2008 vs. Minnesota (W, 6-1)
A Hawkeye pitcher threw a complete game (9 innings).....	C.J. Eldred, March 25, 2016 vs. Maryland (W, 8-1), April 1, 2016, at Minnesota (L, 1-4)
A Hawkeye pitcher threw a complete game shutout (9 innings).....	Tyler Peyton, May 20, 2016, at Penn State (W, 8-0)
The Hawkeyes were shut out	March 9, 2018 at UNLV (0-4)
A Hawkeye pitcher recorded nine or more wins in a season	9, Blake Hickman, 2015
A Hawkeye closer recorded 10 or more saves in a season	13, Kevin Lee, 2010
A Hawkeye pitcher recorded 10 or more strikeouts	11, Brady Schanuel vs. #11 Indiana, 3/23/18 (W, 5-1)

Fielding Categories:

The Hawkeyes committed five errors or more in a game	April 28, 2013 vs. Minnesota (L, 9-5) — committed five.
A Hawkeye had 20 or more putouts	20, Steve Stumpff, 1975 vs. Tulsa
A Hawkeye had 15 or more putouts	16, Jake Adams, vs. Morehead State, 2/26/17
A Hawkeye had eight or more assists in a game.....	10, Zach Daniels at Minnesota, 4/3/16
The Hawkeyes turned five double plays in a game	2003 vs. Ohio State^

Scoring and Misc. Categories:

The Hawkeyes recorded 20 or more hits	20 at Ohio State, 5/7/16 (W, 12-0)
The Hawkeyes scored 20 or more runs	22 vs. Air Force, 4/13/16 (W, 22-2); 28, vs. Northwestern College, 3/8/16 (W, 28-0)
Iowa swept a four-game Big Ten series	at Northwestern, April 27-29, 2007 (W, 16-6, 15-10, 13-8, 14-10)
Iowa swept a three-game Big Ten series.....	vs. Penn State, April 28-29, 2017 (W, 4-2, 8-2, 9-1)
Iowa swept consecutive three-game Big Ten series.....	vs. No. 19 Indiana (March 27-29, 2015); at Purdue (April 3-5, 2015)
Iowa was swept in a Big Ten three-game series	vs. Illinois, May 9-11, 2014 (L, 1-4, L, 1-5, L, 2-4)
Iowa defeated a ranked team	March 30-April 1, 2018, at No. 22 Illinois (W, 8-5, L, 12-13, W, 4-2)
Iowa swept a series over a ranked opponent	March 27-29, 2015 vs. No. 19 Indiana (W, 2-0, 5-1, 10-6), April 25-26, 2015 vs. No. 25 Nebraska (W, 4-3, 3-2 (10), 5-1)
Iowa won a road series over a ranked opponent	March 30-April 1, 2018, at No. 22 Illinois (W, 8-5, L, 12-13, W, 4-2)
Iowa defeated a top-10 team.....	vs. No. 7 Vanderbilt, Mar. 1, 2008 (W, 6-3)
The Hawkeyes played 14 or more innings	vs. Sacramento State, 4/28/15 (W, 4-3, 18 innings)
Iowa played a game over four and a half hours	4:57 vs. Minnesota, 5/27/17 (W, 7-5, 13 innings)
Longest game in school history.....	5:40 vs. Sacramento State, 4/28/15 (W, 4-3, 18 innings)

* Bolded items are from the 2018 season ^Tied school record



2018 IOWA BASEBALL ROSTER

No.	Name	Pos.	Ht.	Wt	Yr.	B/T	Hometown/High School (Last School)
1	Lorenzo Elion	IF	6-2	185	So.	R/R	Chicago, Ill./Simeon Academy (Kirkwood CC)
2	Zach Daniels	RHP	5-11	160	Jr.	L/R	Robins, Iowa/Cedar Rapids Kennedy
3	Matt Hoeg	IF	6-1	200	Sr.	R/R	Waukee, Iowa/Waukee (Iowa Western CC)
4	Mitchell Boe	IF	5-10	175	Jr.	L/R	Naperville, Ill./Joilet Catholic
5	Tyler Cropley	C/OF	5-11	185	Sr.	R/R	McCook Lake, S.D./Bishop Heelan (Iowa Western CC)
6	Justin Jenkins	OF	5-10	185	So.	L/L	Terre Haute, Ind./Terre Haute South
7	Grant Judkins	IF/RHP	6-3	190	So.	L/R	Pella, Iowa/Pella
8	Luke Farley	OF	6-0	215	Jr.	R/R	Denver, Iowa/Waterloo Columbus
9	Ben Norman	OF	6-2	190	So.	L/R	Des Moines, Iowa/Roosevelt
10	Derek Lieurance	RHP	6-0	200	RS So.	R/R	Cascade, Iowa/NIACC
11	Cole McDonald	RHP	6-1	205	Jr.	L/R	New Hampton, Iowa/New Hampton
12	Nick Nelsen	RHP	6-2	185	Sr.	S/R	West Des Moines, Iowa/Valley (Johnson County CC)
13	Matt Berst	C	6-0	200	Fr.	R/R	Cedar Rapids, Iowa/Cedar Rapids Kennedy
14	Zion Pettigrew	IF	6-1	170	Fr.	R/R	Chicago, Ill./Mount Carmel
16	Tanner Wetrich	SS	6-0	180	Jr.	R/R	Moberly, Mo./Moberly (Mineral Area CC)
18	Shane Ritter	RHP	6-4	205	Jr.	R/R	Plainfield, Ill./Plainfield South
19	Ben Probst	RHP	6-1	185	Fr.	R/R	Urbandale, Iowa/Dowling Catholic
20	Austin Guzzo	C/3B	6-2	200	Sr.	L/R	Brooklin, Ontario, Canada/All Saints Catholic
22	Kole Kampen	LHP	6-1	230	RS Fr.	S/L	Fort Dodge, Iowa/Fort Dodge
23	Kyle Crowl	IF	6-2	200	So.	R/R	Council Bluffs, Iowa/Abraham Lincoln
24	Nick Allgeyer	LHP	6-3	225	RS Jr.	L/L	St. Louis, Mo./St. John Vianney
27	Brady Schanuel	RHP	6-3	210	Jr.	R/R	Swansea, Ill./Belleville East (Parkland College)
28	Chris Whelan	IF/OF	6-1	190	RS Jr.	R/R	Naperville, Ill./Benet (Parkland College)
30	Connor McCaffery	OF/1B	6-6	205	Fr.	L/L	North Liberty, Iowa/Iowa City West
32	Brett McCleary	C	6-2	215	Fr.	R/R	Iowa City, Iowa/City High
33	Jack Dreyer	LHP	6-2	200	Fr.	R/L	Johnston, Iowa/Johnston
35	Cam Baumann	LHP	6-2	190	Fr.	L/L	Fairfield, Iowa/Fairfield
37	Kace Massner	OF	6-5	230	RS Fr.	L/R	Burlington, Iowa/Burlington
38	Trenton Wallace	LHP/OF	6-1	200	Fr.	L/L	Rock Island, Ill./Davenport Assumption
41	Grant Walker	C	6-0	200	Jr.	R/R	Centerville, Iowa/Centerville (Indian Hills CC)
43	Grant Leonard	RHP	5-11	170	So.	R/R	Mokena, Ill./Lincoln Way
44	Robert Neustrom	OF	6-3	210	Jr.	L/L	Sioux City, Iowa/Sioux City North
45	Kyle Shimp	LHP	6-7	225	RS So.	R/L	Yorkville, Ill./Yorkville

COACHING STAFF

Head Coach: #21 Rick Heller (Upper Iowa, '86, 5th year at Iowa)
Associate Head Coach/Recruiting Coordinator: #15 Marty Sutherland (Northern Iowa, '02, 5th Year at Iowa)
Assistant Coach (Pitching): #42 Desi Druschel (Mount Mercy, '98, 3rd year at Iowa)
Volunteer Assistant Coach (Hitting): #40 Sean Moore (Iowa, '15, 2nd year at Iowa)
Graduate Assistant: #38 Shane Schmidt (Truman State, '16, 2nd year at Iowa)
Director of Baseball Operations: Nic Ungs (Northern Iowa, '01, 1st year at Iowa)

SUPPORT STAFF

Strength & Conditioning Coach: Zach Walrod
Equipment Manager: Kevin Foor
Academic Advisor: Troy Wulf
Baseball Communication Contact: James Allan
Baseball Communication Secondary Contact: Alex Snyder
Nutritionist: Nicole White
Baseball Secretary: Kendra Wieditz
Student Managers: Jake Stone, Sam Bornstein, T.J. Feldman, Walker Gentz, Ryan Gorman, Zachary Parle, Cooper Rettinger, Adam Schuck, Adam Strang

SQUAD ANALYSIS

Position Starters Returning/Lost: 6+DH/2
Letterwinners Returning/Lost: 17/12
Total Players/Newcomers: 33/12
Total Pitchers Returning/Lost: 7/8
Class Breakdown: 33 (10 - Freshman, 8 - Sophomores, 11 - Juniors, 4 - Seniors)
Newcomer Breakdown: 12 (8 Freshman, 4 Transfers)
States: Iowa - 19, Illinois - 9, Missouri - 2, Indiana - 1, South Dakota - 1, Canada - 1
How they hit: Right - 17, Left - 13, Switch - 2
How they throw: Right - 24, Left - 9
How they pitch: Right - 9, Left - 6

ALPHABETICAL ROSTER

24	ALLGEYER, Nick
35	BAUMANN, Cam
13	BERST, Matt
4	BOE, Mitchell
5	CROPLEY, Tyler
23	CROWL, Kyle
2	DANIELS, Zach
33	DREYER, Jack
1	ELION, Lorenzo
8	FARLEY, Luke
20	GUZZO, Austin
3	HOEG, Matt
6	JENKINS, Justin
7	JUDKINS, Grant
22	KAMPEN, Kole
43	LEONARD, Grant
10	LIEURANCE, Derek
37	MASSNER, Kace
30	MCCAFFERY, Connor
32	MCCLEARY, Brett
11	MCDONALD, Cole
12	NELSEN, Nick
44	NEUSTROM, Robert
9	NORMAN, Ben
14	PETTIGREW, Zion
19	PROBST, Ben
18	RITTER, Shane
27	SCHANUEL, Brady
45	SHIMP, Kyle
41	WALKER, Grant
38	WALLACE, Trenton
16	WETRICH, Tanner
28	WHELAN, Chris

PRONUNCIATION GUIDE

Nick Allgeyer: All-guy-ur
Cam Baumann: Bow-man
Kyle Crowl: (Rhymes with Growl)
Desi Druschel: Drew-shull
Lorenzo Elion: E-Lon
Austin Guzzo: Goo-zoh
Matt Hoeg: Hoy-g
Derek Lieurance: La -rah-n-ce
Kace Massner: Mazzner
Zion Pettigrew: Zy-on
Brady Schanuel: Shan-you-EL
Chris Whelan: Way-lin
Tanner Wetrich: We-trich

