



# IOWA HAWKEYES

## BASEBALL

ESTABLISHED 1890 | 7 BIG TEN CHAMPIONSHIPS | 5 NCAA REGIONAL APPEARANCES | 1 COLLEGE WORLD SERIES APPEARANCE | 19 ALL-AMERICANS

### 2017 SCHEDULE

Date	Opponent	Time
Feb. 17	at South Florida	L, 4-9
Feb. 18	at South Florida	W, 4-2
Feb. 19	at South Florida	L, 0-6
Feb. 22	Loras College	W, 8-1
Feb. 24	^ vs. Alabama State	W, 9-2
Feb. 25	^ vs. Alabama State	L, 3-4
Feb. 26	^ vs. Morehead State	W, 14-7
March 3	% vs. Hawai'i	W, 7-6
March 4	% vs. Oral Roberts	W, 7-5
March 5	% at Minnesota (BTN Plus)	L, 3-6
March 7	Northern Illinois (BTN Plus)	W, 12-8
March 10	! vs. Villanova	L, 1-10
March 11	! vs. Bucknell	L, 1-7
March 12	! vs. Lehigh	W, 15-7
March 12	! vs. Lehigh	W, 8-3
March 17	at Kansas State	L, 0-3
March 18	at Kansas State	L, 4-5 (10)
March 19	at Kansas State	W, 12-11 (10)
March 22	Bradley (BTN Plus)	W, 12-1
March 24	* Purdue (BTN Plus)	L, 0-2
March 25	* Purdue (HAA)	W, 5-1
March 26	* Purdue (HAA)	W, 7-2
March 28	Grand View (BTN Plus)	W, 6-5
March 31	UNLV (BTN Plus)	W, 3-0
April 1	UNLV (BTN Plus)	W, 6-5
April 1	UNLV (BTN Plus)	W, 7-6
April 4	South Dakota State (BTN Plus)	W, 4-3
April 7	* at Northwestern	W, 14-2
April 8	* at Northwestern	L, 5-7
April 9	* at Northwestern	L, 5-6
April 11	Western Illinois (BTN Plus)	W, 4-1
April 14	* at Nebraska	W, 7-6 (10)
April 15	* at Nebraska	W, 5-3
April 16	* at Nebraska (BTN)	L, 6-8
April 19	at Bradley (ESPN3)	L, 4-6
April 21	* Rutgers (BTN Plus)	W, 8-3
April 22	* Rutgers (BTN)	L, 3-5
April 23	* Rutgers (BTN Plus)	L, 5-13
April 25	Milwaukee (BTN Plus)	W, 4-3
April 28	* Penn State (BTN Plus)	W, 4-2
April 28	* Penn State (BTN Plus)	W, 8-2
April 29	* Penn State (BTN Plus)	W, 9-1
May 2	at Western Illinois	L, 5-7
May 5	* at Michigan State (BTN Plus)	W, 3-2
May 6	* at Michigan State (BTN Plus)	L, 1-2
May 7	* at Michigan State (BTN Plus)	W, 9-4
May 12	* Ohio State (BTN Plus)	W, 9-5
May 13	* Ohio State (BTN Plus)	L, 7-12
May 14	* Ohio State (BTN Plus)	W, 11-10
May 16	Nebraska Omaha (BTN Plus)	W, 9-8
May 18	* at Illinois (FightingIllini.com)	W, 6-5
May 19	* at Illinois (FightingIllini.com)	L, 8-12
May 19	* at Illinois (FightingIllini.com)	W, 8-3
May 25	@ vs. Maryland (BTN)	W, 9-8
May 26	@ vs. Nebraska (BTN)	W, 2-0
May 27	@ vs. Minnesota (BTN)	L, 3-9
May 27	@ vs. Minnesota (BTN)	W, 7-5 (13)
May 28	@ vs. Northwestern (BTN)	W, 13-4
June 2	+ at #15 Houston (ESPN3)	W, 6-3
June 3	+ vs. Texas A&M (ESPN3)	L, 2-3
June 4	+ at #15 Houston (ESPN2)	L, 5-7

All times Central and subject to change | ^ Hoover Classic at Hoover, Ala. | ! Snowbird Baseball Classic (Port Charlotte, Fla.) | % DQ Classic (Minneapolis) | \* Big Ten Conference contest | @ Big Ten Tournament (Bloomington, Ind.) | + NCAA Regionals (Houston, Texas) | Big Ten Network (BTN) | BTN Plus on BTN2Go (BTN Plus) | Hawkeye All-Access (HAA)



## IOWA HAWKEYES (39-22)

HEAD COACH | RICK HELLER (4TH SEASON) | CAREER RECORD: 830-654-4

### LEADING OFF

- Iowa finished the 2017 season with a 39-22 overall record -- the fifth most victories in a single season in program history. The Hawkeyes won the first Big Ten Tournament title in school history to claim the program's second NCAA Regional appearance in three seasons.
- The Hawkeyes won their final four Big Ten Conference series to finish 15-9 overall and tie for fourth in the regular season. The 15 wins are the second-most since 2008 and the program's fourth top-four finish since 2000. Iowa has advanced to the Big Ten Tournament in a record four straight seasons.
- Junior Jake Adams earned seven All-America distinctions and was the first Hawkeye all-time to be named a semifinalist for USA Baseball's Golden Spikes Award. Adams was also the unanimous Big Ten Player of the Year -- the second player in school history to earn the distinction.
- Ben Norman and Kyle Shimp were tabbed as freshmen All-Americans by Collegiate Baseball. Adams, Norman, and Shimp are the 17th, 18th, and 19th All-Americans in program history and the third, fourth, and fifth Iowa All-Americans under Rick Heller.
- The Hawkeyes had five players earn All-Big Ten honors. Adams was the lone unanimous first-team selection, while Tyler Cromptley, Nick Gallagher, Mason McCoy, and Robert Neustrom were second-team honorees. Adams and McCoy were also ABCA/Rawlings Mideast first-team all-region selections.
- UI head coach Rick Heller has guided the Hawkeyes to the best four-year stretch in program history. Iowa has won 140 games over the past four seasons, which includes two of the top-five win totals during the stretch.
- The Hawkeyes have won 30 or more games in four straight seasons for the first time since winning 30 or more games in seven consecutive seasons from 1979-85.

### HAWKEYES HOIST THE TROPHY

- Iowa went 4-1 during a four-day stretch to claim the program's first Big Ten Tournament title in school history. It was the second straight year the team advanced to the title game.
- The Hawkeyes won three games over higher seeded teams -- fourth-seeded Maryland, top-seeded Nebraska, and third-seeded Minnesota -- to reach the title game. Iowa defeated eighth-seeded Northwestern, 13-4, to claim the title.
- Sophomore Chris Whelan was voted as the Big Ten Tournament's Most Outstanding Player and a member of the Big Ten All-Tournament team. He was joined on the All-Tournament team by Josh Martsching, Tyler Cromptley, and Ryan Erickson.

### IOWA COMPETES IN NCAA REGIONAL

- The Hawkeyes went 1-2 at the NCAA Houston Regional. Iowa won its opener, 6-3, over top-seeded and 15th-ranked Houston in the opener before falling to Texas A&M and Houston in back-to-back games. The two losses were by a combined three runs (3-2, 7-5).
- Iowa has made two NCAA Regional appearances in three seasons under Rick Heller. The Hawkeyes made three regional appearances in their history prior to his arrival. Iowa was one win away from making it three straight; Iowa lost the Big Ten Tournament title game to Ohio State in 2016.

### ALL-AMERICA ADAMS

- Junior Jake Adams had the most prolific season in school history and for his efforts he was recognized across the board. The South Dakota native earned All-America honors from seven different outlets in 2017, while being a semifinalist for USA Baseball's Golden Spikes Award -- an honor presented to the top amateur baseball player in the United States.
- Adams earned second-team All-America honors from D1Baseball.com, ABCA/Rawlings, Perfect Game, National Collegiate Baseball Writer's Association, Collegiate Baseball, and College Sports Madness. He was a third-team All-American by Baseball America.
  - The second-team honors are the highest by a Hawkeye since Brad Carlson earned second-team All-America honors by Baseball America in 1999.





Iowa native Rick Heller is in his fourth season as head coach of the University of Iowa baseball program. Heller was tabbed as the 20th head coach in program history on July 12, 2013.

Heller, an Eldon, Iowa, native, has been head coach at four institutions -- Iowa (2014-present), Indiana State (2009-13), Northern Iowa (1999-2009), and Upper Iowa (1987-99) -- leading all four schools to NCAA postseason play. He is one of nine coaches all-time and one of five active coaches to lead three different Division I programs to NCAA Regional play.

Heller has guided the Hawkeyes to two NCAA Regional appearances in his four seasons; Iowa made three in its history prior to his arrival. In 2015, Heller's Hawkeyes received an at-large berth into NCAA Regional play and posted the school's first NCAA Tournament win since 1972. He led Indiana State to its first outright Missouri Valley Conference title in 2012, and Northern Iowa to the MVC title and into the NCAA Tournament in 2001, the first and only regional appearance for the Panthers as a Division I program.

Heller has rejuvenated the Iowa program, going 140-89, making him the fourth-winningest coach in school history. Heller led the team to the first Big Ten Tournament title in school history in 2017 (it's the first league title since 1990) and he is the only coach to lead the program to the postseason in four consecutive years. Heller has coached at least one first-team All-Big Ten selection each season, and has 11 Major League Baseball Draft picks in three seasons -- the most in a three-year stretch since 1991-93.

The success has translated on the recruiting trail, where Heller has turned the Hawkeyes into a major player on the national recruiting scene. Iowa had the top-rated class in the Big Ten -- and 18th-best nationally -- in 2015, and the 2016 class was ranked third in the league.

In 30 seasons as a head coach, Heller owns a career record of 830-654-4. He is one of two Iowa head coaches to lead the program to the NCAA Tournament.

#### HELLER YEAR-BY-YEAR

Year	School	Record	Pct.
1988	Upper IA	7-30	.189
1989	Upper IA	10-23	.303
1990	Upper IA	19-17	.527
1991	Upper IA	22-13	.629
1992	Upper IA	23-16	.590
1993	Upper IA	21-15-1	.581
1994	Upper IA	21-18-1	.538
1995	Upper IA	31-13	.705
1996	Upper IA	37-14	.725
1997	Upper IA	30-14	.682
1998	Upper IA	38-8	.826
1999	Upper IA	30-15-1	.663
2000	No. Iowa	23-33	.411
2001	No. Iowa	35-28	.556
2002	No. Iowa	30-25-1	.545
2003	No. Iowa	27-28	.491
2004	No. Iowa	25-31	.446
2005	No. Iowa	26-28	.481
2006	No. Iowa	28-27	.509
2007	No. Iowa	23-28	.450
2008	No. Iowa	30-24	.556
2009	No. Iowa	23-26	.469
2010	Ind. State	35-19	.648
2011	Ind. State	29-28	.509
2012	Ind. State	41-19	.683
2013	Ind. State	26-25	.510
2014	Iowa	30-23	.566
2015	Iowa	41-18	.695
2016	Iowa	30-26	.536
2017	Iowa	39-22	.639
<b>Totals</b>		<b>830-654-4</b>	

#### 5 HAWKEYES EARN ALL-BIG TEN HONORS

- Junior Jake Adams was named first-team All-Big Ten at first base after leading the conference in home runs (24), RBIs (65), hits (73), slugging percentage (.750), and total bases (159) during the regular season. Adams was the first Hawkeye first baseman to earn first-team honors since 1980.
- Juniors Tyler Cropley (C) and Nick Gallagher (SP), senior Mason McCoy (SS), and sophomore Robert Neustrom (OF) were all named second-team All-Big Ten.
- Cropley earned his first career All-Big Ten honor after hitting .302 in Big Ten play and by throwing out a league-best 17 would-be base stealers. He was the first Hawkeye catcher since 2011 to earn All-Big Ten honors.
- Gallagher earned his first career accolade after tying for the league lead in wins (8) during the regular season. He was the third starting pitcher under Heller to earn all-league honors.
- McCoy continued Iowa's All-Big Ten run at shortstop after tying for third in the league in hits and leading the league in runs. Iowa has had a shortstop earn all-conference honors in four straight seasons.
- Neustrom garnered his first career honor after ranking third in the Big Ten in RBIs and tying for the league lead in hits. The Hawkeyes have had an outfielder earn All-Big Ten honors in three straight seasons.

#### 4 HAWKEYES SELECTED IN 2017 MLB DRAFT

- Iowa had four players selected in the 2017 Major League Baseball First-Year Player Draft, running its four-year total to 15 selections -- the most in school history.
- Jake Adams was selected in the sixth round (181st pick) by the Houston Astros. He was Iowa's highest draft pick since 1999 and the highest position player selected since 1992.
  - Mason McCoy was taken in the sixth round (188th pick) by the Baltimore Orioles.
  - Nick Gallagher was selected with the 492nd pick in the 16th round by the Cleveland Indians.
  - Ryan Erickson was drafted with the 897th pick in the 30th round by the Chicago White Sox.

#### IOWA TIDBITS

- Iowa was ranked 28th by Collegiate Baseball and was receiving votes in the USBWA and USA Today Coaches Poll on May 29.
- The Hawkeyes were one of a record-tying five Big Ten NCAA Regional qualifiers. Five teams were also selected in 2015. Michigan, Indiana, Nebraska, and Maryland are also in the field.
- Iowa went 2-1 against ranked opponents in 2017, downing No. 21 Nebraska and No. 15 Houston.
- Iowa won eight of its last 10 Big Ten series dating back to the 2016 season. The Hawkeyes won four straight league series to close out the regular season and six of eight series in 2017.
- The Hawkeyes hit at least one home run in 12 straight games and in 14 of 15 contests to close out the year. The team hit 29 home runs during the 15-game

stretch.

- Iowa had four players have multi-home run games in 2017. Jake Adams had a three home run and three two home run games, while Tyler Cropley, Robert Neustrom, and Chris Whelan each had had a two home run contest.
- The Hawkeyes posted Big Ten series victories against Purdue, at Nebraska, Penn State, at Michigan State, Ohio State, and at Illinois. The road series win in Lincoln was the first in program history.
- Dating back to the 2015 season, Iowa has won 20 of its last 22 midweek games. Iowa went 8-2 in midweek contests in 2017.
- The Hawkeyes had 10 or more hits in 33 games in 2017 and scored 10 or more runs in eight contests. Iowa scored seven or more runs in 26 games.
- Iowa won its first 13 games when finishing with 10 or more hits. The team was 26-7 when reaching the 10-hit mark.

#### 2017 TEAM RECORDS

At-bats - 2,089 - 1st  
 Putouts - 1,631 - 1st  
 Assists - 683 - 1st  
 Double Plays - 67 - 1st  
 Innings - 543 2/3 - 1st  
 Strikeouts - 470 - 1st

#### INDIVIDUAL SINGLE SEASON TOP-15s

Jake Adams -- Home Runs -- 29 -- 1st  
 Nick Gallagher - Strikeouts - 87 - 4th  
 Mason McCoy - Hits - 83 - t5th  
 Mason McCoy - 2B - 18 - t5th  
 Jake Adams - RBIs - 72 - 6th  
 Chris Whelan - HBP - 15 - t6th  
 Nick Gallagher - Wins - 8 - t6th  
 Nick Gallagher - Innings - 95 2/3 - 8th  
 Robert Neustrom - Hits - 79 - t10th  
 Robert Neustrom - 2B - 16 - t15th  
 Matt Hoeg - 2B - 16 - t15th

#### INDIVIDUAL CAREER TOP-15s

Jake Adams - Slugging Percentage - .747 - 1st  
 Josh Martsching - Appearances - 74 - 4th  
 Josh Martsching - Saves - 13 - 6th  
 Jake Adams - Home Runs - 29 - 11th  
 Nick Gallagher - Strikeouts - 163 - t11th  
 Ryan Erickson - Appearances - 50 - 14th

#### OFFENSIVE PROWESS

- Iowa's big three finished 1-2-3 in the Big Ten in hits. Mason McCoy led the league with 83 hits, Jake Adams was second with 82, and Robert Neustrom was third with 79.
- The Hawkeyes finished the season ranked in the top three in the Big Ten in nine offensive categories. Iowa led the league in slugging percentage (.449), hits (594), RBIs (346), and total bases (938), while being second in runs (376), doubles (113), and home runs (71), and third in batting average (.284) and on-base percentage (.377).
- Iowa finished in the top 50 nationally in double plays (t2nd), fielding percentage (24th), home runs (25th), home runs per game (28th), slugging percentage



(40th), doubles (44th), walks (45th), hits (48th), and winning percentage (48th).

- In Big Ten play, Iowa was second in team batting average (.297), third in team fielding percentage (.979), and seventh in ERA (4.25). Mason McCoy led the league in runs (26), Jake Adams paced the conference in home runs (10) and doubles (10), and Nick Gallagher tied for the lead in wins (5).

#### ADAMS -- UNANIMOUS PLAYER OF YEAR

Junior Jake Adams was voted as the unanimous Big Ten Player of the Year. Adams was the first Hawkeye since 1992 and just the second player in school history to be named the league's top player. Brett Backlund, an infielder/pitcher, shared the honor with Mike Smith of Indiana in 1992.

- Adams is head coach Rick Heller's fifth league Player of the Year. He had three MVPs at Northern Iowa and one at Indiana State.

#### 30 X 4

Iowa secured its fourth straight 30-win season with its 9-5 series-opening victory over Ohio State on May 12 in Iowa City. The program hasn't enjoyed a better stretch since posting seven consecutive 30 win campaigns from 1979-85.

- The 39 victories are the fifth-most in a single season in program history. Two of those win totals have come under UI head coach Rick Heller's watch.

- The Hawkeyes won 30 games in Heller's first season, 41 in 2015 en route to the program's first NCAA Regional appearance since 1990 before winning 30 games last season in a run to the Big Ten Tournament title game.

#### INSIDE THE NUMBERS

- Iowa out-scored its opponents, 48-33, in the first inning this season. The Hawkeyes were 22-7 when scoring first.

- Over the first three innings, Iowa out-scored its opposition, 139-99.

- The Hawkeyes went 29-3 when scoring six or more runs this season. Iowa was 10-19 when scoring five runs or less.

- Iowa went 26-13 when hitting a home run this season. The team went 17-4 when hitting two or more long balls.

- The Hawkeyes went 29-4 when leading after six innings, 29-2 after seven innings, and 29-1 after eight innings this season.

- Thirty-one games were been decided by two runs or less this season; Iowa was 19-12.

#### GOING, GOING...

Junior Jake Adams led NCAA with 29 home runs during the 2017 season. The 29 blasts are a Big Ten Conference and Iowa single-season record.

- The South Dakota native was the Big Ten home run champion, connecting on 10 long balls during league action. He is the first Hawkeye since Jason White in 2008 (eight home runs) to win the home run crown.

- Adams hit eight home runs in a seven-game stretch from May 12-20. He hit a home run in five straight contests (believed to be the first in school history to

accomplish the feat), including two two-home run games.

- Adams set the new standard in the Big Ten in the BBCOR era (since 2011) and the third-most home runs in that span. Kris Bryant hit 31 home runs in 2013 and Victor Roache hit 30 in 2011.

- Adams broke the Iowa school record when he hit two home runs in the regular season finale at Illinois to take down John Knapp's school record of 22, which had stood since 1986.

- Iowa was 19-5 when Adams hit a home run in 2017.

- Adams had four multi-homer games. He hit three home runs (and had seven RBIs) in Iowa's 12-11, 10-inning victory at Kansas State on March 19, becoming the first Hawkeye since Jason White in 2007 to hit three home runs in the same game. Adams hit two solo home runs in Iowa's 9-8 victory over Omaha on May 16, two solo blasts in the regular season finale at Illinois (5/19), and two home runs in the Big Ten Tournament title game against Northwestern.

- In his three collegiate seasons, Adams hit 71 home runs. He hit a school-record 25 home runs last year during his All-America season at DMACC and 42 in his two-year junior college career -- a school record.

#### MORE THAN A HOME RUN HITTER

Sure, Jake Adams hit a Big Ten and NCAA-best 29 home runs in 2017, but he was more than a home run hitter. Adams hit safely in 46 games, reached safely in 53 contests, and posted 27 multi-hit games. He finished sixth in the Big Ten with a .335 batting average.

- Adams also led the Big Ten in RBIs (72), runs (55), slugging percentage (.747), and total bases (183), while ranking second in hits (82), 13th in on-base percentage (.417), and 15th in doubles (14).

- In the NCAA, Adams was first in home runs and home runs per game, third in total bases, fourth in slugging percentage, eighth in RBIs, and 16th in RBIs per game.

#### BANKS MAGIC

- Iowa finished 19-4 at home during the 2017 season, running its record to 52-14 at Banks Field since the start of the 2015 season. The 19 wins were the most by the team since winning 1989 (19-2).

- The Hawkeyes went 17-3 in 2015 and followed it up with 16 home wins in 2016. Iowa has 10 walk-off victories at Duane Banks Field since the start of 2015.

#### COMEBACK KIDS

The Hawkeyes overcame deficits in 21 of their 39 victories this season. Iowa posted walk-off victories in four games.

- The Hawkeyes had 13 wins when either trailing or being tied entering or through seven innings, while nine wins came in their final at-bat.

- Chris Whelan had the game-winning RBI single in the bottom of the ninth inning in Iowa's 6-5 victory over UNLV on April 1.

- Mason McCoy had the game-winning RBI single in the Hawkeyes' 4-3 victory over Milwaukee on April 25.

- Robert Neustrom had a walk-off two-run home run

#### TEAM COMPARISON

Below is a look at how Iowa stacks up against this week's opponent in overall statistics.

	IOWA
<b>Overall Record</b>	39-22
<b>Home/Away/Neutral</b>	19-4/10-13/10-5
<b>Conference Record</b>	15-9
<b>vs. Top 25</b>	2-1
<b>Last 10 games</b>	6-4

<b>Batting Avg.</b>	.284
<b>Runs</b>	376
<b>Hits</b>	594
<b>2B-3B-HR</b>	113-9-71
<b>RBIs</b>	346

<b>ERA</b>	4.39
<b>Innings</b>	543.2
<b>Hits</b>	596
<b>Runs-Earned</b>	304-265
<b>BB-K</b>	227-470

<b>Fielding Pct.</b>	.978
<b>Errors</b>	51
<b>Double Plays</b>	67

#### 2017 FINAL B1G STANDINGS

Team	B1G	Pct.	Overall	Pct.
Nebraska	16-7-1	.688	35-22-1	.612
Michigan	16-8	.667	42-17	.712
Minnesota	15-8	.652	36-20	.643
Iowa	15-9	.625	39-22	.639
Maryland	15-9	.625	37-22	.627
Indiana	14-9-1	.604	34-24-2	.583
Northwestern	13-11	.542	25-29	.463
Purdue	12-12	.500	29-27	.518
Michigan State	10-14	.417	29-23	.558
Illinois	9-15	.375	23-28	.451
Ohio State	8-16	.333	22-34	.393
Rutgers	7-16	.304	19-34	.358
Penn State	4-20	.167	18-37	.327





## UNIVERSITY QUICK FACTS

Location: \_\_\_\_\_ Iowa City, Iowa  
Enrollment: \_\_\_\_\_ 33,334  
Founded: \_\_\_\_\_ 1847  
Nickname: \_\_\_\_\_ Hawkeyes  
Colors \_\_\_\_\_ Black and Gold  
Conference: \_\_\_\_\_ Big Ten  
National Affiliation \_\_\_\_\_ NCAA, Division I  
President: \_\_\_\_\_ Bruce Harreld  
Director of Athletics: \_\_\_\_\_ Gary A. Barta  
Baseball Secretary: \_\_\_\_\_ Kendra Wieditz  
Baseball Office \_\_\_\_\_ 232 Carver-Hawkeye Arena  
\_\_\_\_\_ Iowa City, Iowa 52242  
\_\_\_\_\_ (319) 335-9389

## BASEBALL INFORMATION

Head Coach \_\_\_\_\_ Rick Heller/4th season  
Alma Mater/Year \_\_\_\_\_ Upper Iowa/1986  
Recruiting Coordinator \_\_\_\_\_ Marty Sutherland/4th season  
Alma Mater/Year \_\_\_\_\_ Northern Iowa/2002  
Pitching Coach \_\_\_\_\_ Scott Brickman/4th season  
Alma Mater/Year \_\_\_\_\_ Northern Iowa/1998  
Volunteer Assistant Coach (Hitting Coach) \_\_\_\_\_ Sean Moore/1st season  
Alma Mater/Year \_\_\_\_\_ University of Iowa/2015  
Director of Baseball Operations \_\_\_\_\_ Desi Druschel/3rd season  
Alma Mater/Year \_\_\_\_\_ Mount Mercy/1998

## 2017 TEAM INFORMATION

2016 Record \_\_\_\_\_ 30-26  
Home \_\_\_\_\_ 16-7  
Away \_\_\_\_\_ 7-15  
Neutral \_\_\_\_\_ 7-4  
Big Ten Record/Finish \_\_\_\_\_ 12/12/t8th  
Postseason \_\_\_\_\_ N/A

## 2017 OUTLOOK

Letterwinners Returning/Lost \_\_\_\_\_ 17/17  
Starters Returning/Lost \_\_\_\_\_ 3+DH/5  
Pitchers Returning/Lost \_\_\_\_\_ 10/8  
Newcomers \_\_\_\_\_ 18

## STADIUM INFORMATION

Home Facility \_\_\_\_\_ Duane Banks Field  
Capacity \_\_\_\_\_ 3,000  
Opened \_\_\_\_\_ 1974  
Dimensions \_\_\_\_\_ 329-373-395-373-329  
Surface \_\_\_\_\_ AstroTurf

## MEDIA INFORMATION

Associate SID/Baseball Contact \_\_\_\_\_ James Allan  
Email \_\_\_\_\_ james-allan@uiowa.edu  
Cell Phone \_\_\_\_\_ (319) 530-5792  
Student Assistant/Secondary Contact \_\_\_\_\_ Austin Bramley  
Email \_\_\_\_\_ austin-bramley@uiowa.edu  
Cell Phone \_\_\_\_\_ (712) 298-1705  
Athletic Communications Phone \_\_\_\_\_ (319) 335-9411  
Athletic Communications Fax \_\_\_\_\_ (319) 335-9417  
Press Box Phone \_\_\_\_\_ (319) 335-9520  
Website \_\_\_\_\_ hawkeyesports.com  
Twitter \_\_\_\_\_ @UIBaseball  
Facebook: \_\_\_\_\_ facebook.com/iowabaseball  
Instagram: \_\_\_\_\_ UIBaseball

-- a ball that traveled 446-feet over the batter's eye in center field at Banks Field -- to give Iowa an 11-10 win over Ohio State on May 14.

• McCoy hit a laser at the Maverick shortstop in the ninth inning May 16, allowing Corbin Woods to score the game-winning run in a 9-8 victory in the home finale.

## NO DEFICIT IS TOO BIG

Iowa rallied from a 9-2, sixth-inning deficit in the 11-10 come-from-behind win over Ohio State on May 14. It was the largest deficit the Hawkeyes have overcome since rallying from an 8-1 hole to defeat second-seeded Michigan, 11-8, in the semifinals of the 2010 Big Ten Tournament.

• The Hawkeyes rallied from an 8-3, sixth-inning deficit in their 9-8 victory over Omaha on May 16.

## DEFENSE DOES IT

• Freshman Justin Jenkins entered in the ninth inning as a defensive replacement May 18 at Illinois. With two outs and the game-tying run at third, Jenkins made a diving catch in the right center field gap to save the Hawkeyes' victory.

• Sophomore Robert Neustrom made a home run-saving catch in Iowa's Big Ten Tournament semifinal victory over Minnesota. He robbed Eduardo Estrada of a three-run home run in the fifth inning; Iowa won 7-5 in 13 innings.

• Iowa finished in a tie for second nationally with 67 double plays -- an Iowa school record -- in 2017 and the team ranked 24th with a .978 team fielding percentage.

## IOWA SETS SINGLE-SEASON K RECORD

The Iowa pitching staff set the single-season strikeout record for a second straight season in 2017. Iowa finished with 470 strikeouts in 61 games, averaging 7.7 punch outs per contest. The squad shattered the previous record of 382 strikeouts set in 2016.

## BIG BLAST BOB

Sophomore Robert Neustrom hit a walk-off 446-foot, two-run home run over the batter's eye in center field in Iowa's 11-10 victory over Ohio State on May 14. It was Neustrom's first career walk-off home run and the first by a Hawkeye since Nick Day's blast in the opening round of the 2015 Big Ten Tournament in Minneapolis (which also downed Ohio State). It was Iowa's first walk-off home run at Banks Field since Jason White in 2007 (against Illinois).

## B1G OVERALL STATS (FINAL)

### Batting Average

1.	Minnesota	.297
2.	Michigan State	.290
3.	<b>IOWA</b>	<b>.284</b>

### ERA

1.	Michigan	3.38
2.	Nebraska	3.73
3.	Michigan State	3.79
6.	<b>IOWA</b>	<b>4.39</b>

### Fielding Percentage

1.	Michigan	.983
2.	Indiana	.979
3.	Minnesota	.979
4.	<b>IOWA</b>	<b>.978</b>

## #SWINGFASTER

The Hawkeyes finished second in the Big Ten with 71 home runs this season. Eleven different players hit at least one home run.

• The 71 home runs are the most for the team in the Rick Heller era and the most for the Hawkeyes since 1999 when the team had 73 blasts.

• Iowa had 26 home runs in 56 games during the 2016 season.

• Iowa went back-to-back-to-back in the second inning at Illinois on May 18 with Mason McCoy, Jake Adams, and Robert Neustrom hitting blasts.

## RBI KINGS

Junior Jake Adams and sophomore Robert Neustrom finished first and fourth in the Big Ten in RBIs. Adams led the league with 72 RBIs -- the most by a Hawkeye since 1999. Adams drove in at least one run in 38 games. Neustrom was fourth with 55 RBIs.

• Adams drove in seven runs (on three home runs) in Iowa's 12-11 victory over Kansas State on March 19. It was Adams' second game with six or more RBIs this season. He finished eighth nationally in RBIs.

• Iowa went 31-8 when Adams had at least one RBI.

• Neustrom had a career-best four hits and five RBIs to complete Iowa's doubleheader sweep of Lehigh on March 12. Neustrom had seven games with three or more RBIs.

## CONSISTENT SOPHOMORE

Sophomore Robert Neustrom hit safely in 49 games in 2017 and the outfielder had a career-best 14-game hitting streak from April 4-28. He has two 10-plus game hitting streaks, as he opened the year with an 11-game hitting streak.

• Neustrom's 79 hits were third in the Big Ten and he tied for third in the conference with 16 doubles. Neustrom had 25 multi-hit games. He had 12 games this season with two or more RBIs and drove in at least one run in 35 games. Iowa went 26-9 when Neustrom had at least one RBI.

• He tallied his first career four-hit game against Lehigh, finishing 4-for-5 with a career-best five RBIs.

• The Sioux City, Iowa native, had a career-best nine home runs; he hit home runs in three straight contests from May 19-25.

## B1G-ONLY OVERALL STATS (FINAL)

### Batting Average

1.	Minnesota	.313
2.	<b>IOWA</b>	<b>.297</b>
3.	Nebraska	.295

### ERA

1.	Maryland	3.61
2.	Michigan	3.76
3.	Nebraska	3.86
7.	<b>IOWA</b>	<b>4.25</b>

### Fielding Percentage

1.	Michigan	.986
2.	Indiana	.979
3.	<b>IOWA</b>	<b>.979</b>



## 2017 WEEKEND IN STATS

SERIES	W-L	AVG	R	BATTING							PITCHING						FIELDING		
				H	2B	3B	HR	RBI	BB-SO	SB-A	ERA	IP	H	R-ER	BB-SO	BAA	PO-A	E	FLD
at South Florida	1-2	.179	8	17	2	1	3	8	11-39	3-4	4.68	25.0	26	17-13	11-21	.271	75-32	4	.964
at Hoover Classic	2-1	.307	26	31	10	0	3	23	22-12	5-5	4.00	27.0	29	13-12	11-21	.279	81-37	1	.992
at DQ Classic	2-1	.304	17	31	5	0	6	16	9-17	5-7	5.88	26.0	27	17-17	11-23	.281	78-40	1	.992
at Snowbird Classic	2-2	.321	25	44	9	0	1	23	23-28	3-8	6.00	36.0	45	27-24	13-40	.310	108-39	2	.987
at Kansas State	1-2	.226	16	24	2	0	4	15	12-17	0-0	5.86	27.2	36	19-18	13-21	.321	83-41	2	.984
Purdue	2-1	.351	12	33	6	2	0	12	8-13	3-7	1.67	27.0	22	5-5	10-30	.250	81-36	1	.992
UNLV	3-0	.263	16	26	11	1	1	13	10-13	4-4	2.00	27.0	24	11-6	10-20	.242	81-31	5	.957
at Northwestern	1-2	.312	24	34	7	0	5	23	20-21	5-8	4.68	25.0	27	15-13	8-20	.287	75-37	1	.991
at Nebraska	2-1	.296	18	34	8	0	3	18	9-13	1-2	4.33	27.0	31	17-13	15-20	.284	81-36	4	.967
Rutgers	1-2	.277	16	28	4	1	5	15	8-17	1-5	6.00	27.0	35	21-18	14-17	.330	81-41	4	.968
Penn State	3-0	.290	21	29	6	1	3	17	15-27	10-11	1.33	27.0	20	5-4	10-22	.211	81-32	3	.974
at Michigan State	2-1	.235	13	23	3	0	1	11	12-30	4-7	2.42	26.0	26	8-7	7-15	.280	78-39	2	.983
Ohio State	2-1	.333	27	36	6	0	6	24	10-16	2-2	9.00	27.0	47	27-27	13-30	.392	81-30	3	.974
at Illinois	2-1	.279	22	29	5	0	7	21	26-18	1-2	4.50	26.0	37	20-13	11-16	.333	78-31	2	.982
at Big Ten Tourney	4-1	.266	34	46	7	0	11	30	21-36	3-7	4.41	49.0	64	26-24	18-37	.328	147-59	3	.986
at NCAA Regionals	1-2	.301	13	31	5	1	2	13	10-26	3-7	4.15	26.0	24	13-12	12-17	.258	78-34	3	.974
Midweek	8-2	.285	68	97	17	2	10	63	42-78	12-13	3.99	88.0	76	43-39	40-100	.233	264-88	10	.972

### MCCOY: THE SHORTSTOP

After being Iowa's primary third baseman as a junior, Mason McCoy moved back at his natural position at shortstop in 2017. The Illinois native led the Big Ten in runs (55), hits (83), and was second in doubles (18), while ranking 15th in the league with a .328 batting average.

- McCoy tied a career-high with a 15-game hitting streak from April 4-28. He reached base safely in a career-best 26 straight games -- the longest streak by a Hawkeye since Eric Toole's 31-game reached base streak in 2015 -- from April 4-May 19.
- McCoy had 26 multi-hit games this season and hit safely in 50 contests. He has scored at least one run in 36 games. He tied a career-high, scoring four runs in Iowa's 9-4 series-clinching victory at Michigan State and he had a solo home run -- his third of the year -- in game two.
- The Illinois native had two three-hit games at the Big Ten Tournament, going 3-for-4 against No. 21 Nebraska and 3-for-5 with three runs in the title game against Northwestern. He hit a two-run home run in the semifinal loss to Minnesota -- his fifth of the year.
- McCoy went 2-for-5 with two RBIs in the series opener at Illinois, which included his fourth home run, leading off Iowa's back-to-back-to-back jack performance.
- McCoy was one of the top all-around shortstops in the Big Ten. He had just nine errors in a Big Ten-leading 340 chances this season.

### WAY TO GO WHELAN

- Sophomore Chris Whelan hit .309 with 41 runs and 25 RBIs. He also had seven home runs and 11 doubles. He was fifth in the Big Ten with a .435 on-base percentage.
- The Naperville, Illinois, native was named the Big Ten Tournament Most Outstanding Player after hitting .333 with two home runs, two doubles, four runs, and three RBIs. He also had 17 putouts in left field.
  - Whelan went 3-for-4 with a double and home run in the 9-8 win over Maryland and he went 2-for-4 with a home run and scored both runs in the 2-0 win over No. 21 Nebraska.
  - Whelan connected on a leadoff home run in Iowa's 9-8 victory over Omaha on May 16. It was the Hawkeyes' first leadoff home run since Eric Toole at the 2015 Big Ten Tournament.
  - Whelan had two two-home run games, connecting on a pair April 22 against Rutgers and two against Maryland at the Big Ten Tournament.

• Whelan had 22 multi-hit games and he reached base safely in a career-best 14 straight games from April 1-23.

### IMPRESSIVE FRESHMAN

As Iowa's every day center fielder, Ben Norman earned Collegiate Baseball Freshman All-America honors after hitting .296 with 18 multi-hit games. He scored 34 runs and had 20 RBIs and 12 doubles, one triple, and one home run.

- The Des Moines, Iowa, native hit a team-best .600 (6-for-10) at the NCAA Regionals and went 2-for-4 with a career-high three RBIs in the Big Ten Tournament title game against Northwestern.
- Norman was Iowa's top base-stealing threat, swiping 14 bags in 19 chances this season. He tied for 13th in the Big Ten.
- Norman went 4-for-6 with two runs and two RBIs at Kansas State, which included a game-winning RBI double in the 10th inning of Iowa's 12-11 extra-inning win at Kansas State.

### CROP HEATED UP

Junior Tyler Cropley was hitting as low as .105 midway through March before clawing himself out of his early-season hole. Cropley started April with a .203 average.

- Cropley hit .308 with four home runs and four doubles in April, while driving in 12 runs and scoring 15 times. Since the UNLV series (March 31-April-1), Cropley hit .311 with eight doubles, one triple, and seven home runs. He had 13 multi-hit games during the stretch and has 27 RBIs.
- The McCook Lake, South Dakota, native was named to the Big Ten All-Tournament team after hitting a team-best .412 (7-of-17) with three home runs, seven runs, and five RBIs. He hit safely in all five games. Cropley hit two home runs in the elimination semifinal game against Minnesota, including the go-ahead solo home run in the top of the 13th inning.
- Cropley had the game-winning RBI single in the top of the ninth in the series opener at Michigan State before tying a career-high with four RBIs in the series-clinching victory in East Lansing.
- Defensively, Cropley gunned out 19 base runners to lead the Big Ten. He started 56 games behind the plate.

### AROUND, AROUND THE MULBERRY BUSH

Iowa batted around the lineup eight times during the 2017 season. The Hawkeyes batted around twice in an April 7, 14-2 victory at Northwestern. Iowa is 6-1 in such games.

### 2017 QUALITY STARTS LOG

#### C.J. Eldred (1)

at South Florida - 6 IP, 3 H, 1 ER, 4 K, 0 BB

#### Ryan Erickson (4)

at Nebraska - 6 IP, 3 R (2 ER), 5 K, 2 BB  
vs. Penn State - 7.1 IP, 4 H, 1 R, 5 K, 3 BB  
at Michigan State - 7 IP, 5 H, 1 R, 3 K, 3 BB  
vs. Nebraska - 7.2 IP, 10 H, 0 R, 6 K, 2 BB

#### Nick Gallagher (9)

at South Florida - 7 IP, 5 H, 1 ER, 4 K, 1 BB  
vs. Alabama State - 7 IP, 7 H, 2 R, 7 K, 2 BB  
vs. Hawai'i - 7 IP, 7 H, 3 ER, 8 K, 0 BB  
vs. UNLV - 7 IP, 3 H, 0 R, 6 K, 0 BB  
at Northwestern - 7 IP, 3 H, 0 R, 5 K, 2 BB  
vs. Rutgers - 6 IP, 5 H, 2 R, 4 K, 4 BB  
vs. Penn State - 8 IP, 3 H, 2 R, 1 ER, 10 K, 0 BB  
at Michigan State - 7 IP, 9 H, 1 R, 6 K, 1 BB  
vs. Ohio State - 7 IP, 10 H, 2 ER, 9 K, 1 BB

#### Cole McDonald (1)

vs. Bucknell - 6.1 IP, 3 ER, 5 H, 5 K, 2 BB

#### Drake Robison (1)

vs. N'western - 7 IP, 4 H, 1 R, 6K, 3 BB

#### Elijah Wood (1)

at Illinois - 7.1 IP, 10 H, 3 ER, 3 K, 0 BB

### IOWA IN-SEASON ACCOLADES

#### Jake Adams

Big Ten Player of the Week - March 6, May 15, May 22  
Collegiate Baseball National Player of the Week - May 22  
College Sports Madness Big Ten Player of the Week - May 15, May 22  
DQ Classic All-Tournament Team

#### Tyler Cropley

Big Ten All-Tournament Team

#### Zach Daniels

Big Ten Pitcher of the Week - March 27

#### Ryan Erickson

Big Ten All-Tournament Team

#### Nick Gallagher

Big Ten Pitcher of the Week - May 1

#### Matt Hoeg

DQ Classic All-Tournament Team

#### Josh Martsching

Big Ten All-Tournament Team

#### Mason McCoy

Big Ten Player of the Week - Feb. 27

#### Robert Neustrom

DQ Classic All-Tournament Team

#### Chris Whelan

Big Ten Tournament Most Outstanding Player  
Big Ten All-Tournament Team



- Feb. 24 - vs. Alabama St. - 9 batters - 3rd - 3 runs
- Feb. 26 - vs. Morehead St. - 10 batters - 2nd - 6 runs
- March 7 - N. Illinois - 10 batters - 1st - 5 runs
- April 7 - at N'western - 9 batters - 2nd - 5 runs
- April 7 - at N'western - 13 batters - 8th - 7 runs
- April 9 - at N'western - 9 batters - 4th - 3 runs
- April 29 - Penn State - 10 batters - 8th - 5 runs
- May 7 - at Michigan St. - 9 batters - 9th - 4 runs

#### OFFENSIVE TIDBITS

- Senior Corbin Woods hit a game-tying, three-run home run in the eighth inning of Iowa's 11-10 victory over Ohio State on Senior Day on May 14. It was Woods' third hit and first three RBIs of the season. It was his second career home run. The Cedar Rapids, Iowa, native also scored the game-winning run in Iowa's walk-off win over Omaha on May 16.
- Junior Matt Hoeg had a career-high four hits, finishing 4-for-5 with two doubles and four runs in game two at Illinois. Hoeg had 15 multi-hit games this season. Hoeg hit .277 with 38 RBIs and 32 runs scored. His 16 doubles were second-most on the team and tied for third in the Big Ten.
- Hoeg hit .375 with a team-best six RBIs in the Big Ten Tournament with two doubles and a home run. His home run was a two-run, fourth-inning blast in the elimination semifinal against Minnesota.
- Sophomore Mitchell Boe hit .500 (5-of-10) with a double and a team-best four RBIs in three NCAA Regional contests. Boe hit safely in all three games and had two multi-hit contests. He was 2-for-3 with two RBIs in the game one win over No. 15 Houston and went 2-for-4 with an RBI against Texas A&M.

#### MARTSCHING ON

- Senior Josh Martsching was named to the Big Ten All-Tournament team after going 2-0 with a 0.00 ERA and posting a save in three appearances. Martsching allowed two hits over 7 2/3 innings, including a career-long 5 2/3 innings in the extra-inning win over Minnesota. Martsching got out of three bases loaded jams unscathed in the tournament.
- The fifth-year senior went 5-1 with a 2.54 ERA with eight saves in a career-high 29 appearances in 2017. He had 46 strikeouts to 10 walks over 46 innings.
- Martsching made two weekend appearances eight times during the 2017 season, and he pitched in three consecutive days at the Big Ten Tournament.
- Martsching's 74 career appearances are fourth-most all-time and his 13 career saves are sixth.

#### BALLS & STRIKES

- The Hawkeyes finished sixth in the Big Ten with a 4.39 team ERA. Iowa's staff ranked third in the league with 470 strikeouts, averaging 7.7 per game.
- Iowa's pitching staff had 10 or more strikeouts in a game 16 times in 2017.
- Sophomore Zach Daniels tied for seventh in the Big Ten with seven victories. He went 7-3 with a 3.22 ERA in 24 relief appearances. Daniels went a career long 4 2/3 innings against Ohio State on May 16. He finished with a career-best eight strikeouts. The Robins, Iowa, native didn't allow a run in two Big Ten Tournament appearances, spanning 2 1/3 innings.
- Redshirt freshman Kyle Shimp made his return May 2 at Western Illinois after missing three weeks with mono. Shimp didn't allow a run in 10 of his 18 appearances, where

he went 5-1 with a 3.18 ERA. Opponents are hitting .186 against the southpaw in 2017 this season and he surrendered more than one hit just four times in 18 appearances.

- Junior Elijah Wood had his best appearance as a Hawkeye, notching a quality start in a May 19 win at Illinois. After surrendering three first-inning runs, Wood tossed 6 1/3 scoreless innings to earn his first career win. He allowed three runs on 10 hits and had three strikeouts without issuing a walk. Wood went 1-1 with a 5.26 ERA in 15 appearances, including seven starts.

- Senior Drake Robison came through in the clutch, tossing seven innings of four-hit, one-run ball in a Big Ten Tournament-clinching victory over Northwestern. It was Robison's fourth victory of the season -- first since April 25. The Illinois native went 4-2 with a 6.10 ERA this season.

#### JUNIOR NICK GALLAGHER...

- went 16-5 with a 3.01 ERA in 39 career appearances, including 24 starts. He had 163 strikeouts against 54 walks in 179 1/3 innings.
- went 8-2 with a 3.48 ERA in 2017 -- the win total tied for the league lead, while the ERA tied for 11th. He had 87 strikeouts to rank fifth and his 95 2/3 innings were second despite missing his March 17 start at Kansas State.
- The eight wins tied for the sixth-most in a single-season in program history. Gallagher also had eight victories in 2016.
- In Big Ten play, Gallagher tied for the Big Ten wins lead, going 5-0 with a 2.37 ERA -- fifth-best in the league. He had 45 strikeouts over 49 1/3 innings and limited batters to a .249 average. He had a quality start in five of his eight Big Ten starts.
- had nine quality starts in 2017 and logged at least seven innings in eight of his 15 starts. Gallagher had five games with seven or more strikeouts this season.
- was the Big Ten Pitcher of the Week on May 1 after scattering three hits over eight innings and fanning a career-high 10 batters (without issuing a walk) against Penn State on April 28. It was his sixth win. He struck out eight of the first 10 batters he faced. He is the first Hawkeye since 2014 to strike out 10 in a game.
- punched out nine batters (to one walk) in his seventh win -- a 9-5 victory over Ohio State -- on May 12.
- went eight innings in Iowa's 7-6 victory over Hawai'i at the DQ Classic where he had eight strikeouts (without walking a batter) in the game.

#### SENIOR RYAN ERICKSON...

- went 4-3 with a 2.78 ERA after joining the starting rotation March 17 at Kansas State. He went 4-3 with a 3.00 ERA this season; ERA was seventh in the Big Ten. In league games, Erickson went 2-2 with a 3.32 ERA -- tied for the 11th-best ERA in the conference.
- allowed 78 hits over 75 innings and fanned 48. He is 10-5 in his career with a 3.28 ERA, fanning 100 batters over 164 2/3 innings.
- earned the opening game start against No. 15 Houston at the NCAA Regionals... notched the win, allowing three runs (two earned) on four hits over five innings.
- named to the Big Ten All-Tournament team after tossing a career-high 7 2/3 shutout innings in the win over No. 21 Nebraska... scattered 10 hits and had a career-high six strikeouts to two walks.
- Had four quality starts, including two in back-to-back games against Penn State and Michigan State.

- earned his first career victory as a starter at Nebraska on April 15, allowing three runs (two earned) on six hits over six innings. It was his first career quality start.

#### MISSING HAWKEYES

The Hawkeyes dealt with adversity on the mound for much of the 2017 season. Left-handed pitchers Kole Kampen and Nick Allgeyer missed the entire season following Tommy John surgery, and junior C.J. Eldred had season-ending surgery for a partial repair of the UCL on March 15 after making just one start in 2017.

- Sophomore Derek Lieurance didn't log an inning because of a season-ending injury. Freshman Kyle Shimp missed three weeks in April with mono.

#### IOWA'S BACKBONE

The Hawkeyes have been built on pitching and defense under UI head coach Rick Heller.

- Iowa has ranked in the top 24 nationally in the nation in team fielding percentage in each of the past three seasons. The Hawkeyes have been in the top four in the Big Ten throughout Heller's tenure.
- Iowa has posted team ERA records in 2015 and 2016 (2.95 in 2015, 3.56 in 2016), ranking in the top four in the conference in both seasons. The Hawkeyes set school strikeout records in 2016 and 2017.

#### TEAM CAPTAINS

Iowa's team captains for the 2017 season were seniors Josh Martsching, Mason McCoy, and Corbin Woods, and junior C.J. Eldred.

#### #HELLERBALL

- UI head coach Rick Heller is one of nine coaches all-time to lead three different NCAA Division I teams to regional play.
- Heller recorded his 800th career win against Lehigh on March 12 at the Snowbird Classic in Florida.
- The Hawkeyes have won 30 or more games in each of Heller's four seasons as the helm of the program. It's a first for the team since winning 30 or more in seven straight seasons from 1979-85.
- Heller has led the Hawkeyes to two NCAA Regional appearances in three seasons; the program had three regional appearances in its history prior to his arrival.
- Heller is fourth in school history in career wins with 140 in his four seasons at Iowa, including the second (41) and fifth-most (39) in school history.
- Heller led Iowa to its first Big Ten Tournament title in 2017 -- the first conference title since 1990 -- and he guided the Hawkeyes to the Big Ten Tournament title game in consecutive seasons. Iowa has advanced to the league tournament in four straight years for the first time in program history.
- Heller has coached at least one first-team All-Big Ten selection each season, and has 15 Major League Baseball Draft picks in four seasons -- the most in a four-year stretch in school history.
- Iowa had a school-record six All-Big Ten selections in 2015 and five in 2017. The Hawkeyes have had 18 All-Big Ten honorees in four seasons under Heller.
- Iowa has posted winning streaks of nine games (in 2015) and eight games (in 2017) -- the longest streaks for the program since 2012.







# 2 ZACH DANIELS

So. • RHP • 5-11 • 166

Robins, Iowa • Cedar Rapids Kennedy HS



## 2017 GAME-BY-GAME STATS

#2 Daniels, Zach - 24 appearances (All games)

Date	Opponent	GS	IP	H	R	ER	BB	SO	2B	3B	HR	WP	BK	HBP	IBB	Score	W-L	Sv	ERA	NP
Feb 17	at South Florida		0.2	3	4	4	2	0	0	1	0	0	0	0	0	4-9	0-1	0	54.00	30
Feb 22	LORAS COLLEGE		1.0	0	0	0	1	3	0	0	0	0	0	0	0	8-1	0-1	0	21.60	21
Feb 26	vs Morehead State		3.0	2	0	0	0	1	0	0	0	0	0	0	0	14-7	1-1	0	7.71	37
Mar 03	vs Hawaii		1.0	4	3	3	1	1	0	0	0	0	0	0	0	7-6	1-1	0	11.12	33
Mar 05	at Minnesota		2.1	2	0	0	1	2	0	0	0	1	0	0	0	3-6	1-1	0	7.88	31
Mar 12	vs Lehigh-2		3.0	1	0	0	1	4	0	0	0	0	0	0	0	8-3	2-1	0	5.73	43
Mar 18	at Kansas State		1.1	2	1	1	2	0	0	0	0	0	0	0	0	4-5	2-1	0	5.84	38
Mar 22	BRADLEY		2.0	1	0	0	1	5	0	0	0	0	0	0	0	12-1	3-1	0	5.02	39
Mar 25	PURDUE		3.2	2	0	0	2	4	1	0	0	0	0	0	0	5-1	4-1	0	4.00	49
Mar 28	GRAND VIEW		2.2	0	0	0	0	3	0	0	0	0	0	0	0	6-5	5-1	0	3.48	27
Apr 01	UNLV-1		2.1	3	2	2	0	2	0	0	2	0	0	0	0	6-5	6-1	0	3.91	29
Apr 04	SOUTH DAKOTA STA		3.0	1	1	1	0	3	0	0	1	0	0	0	0	4-3	6-1	0	3.81	35
Apr 08	at Northwestern		2.2	4	2	2	0	3	0	0	0	0	0	2	0	5-7	6-2	0	4.08	39
Apr 14	at Nebraska		2.1	4	1	1	2	1	1	0	0	0	0	1	0	7-6	6-2	0	4.06	48
Apr 16	at Nebraska		0.1	1	0	0	0	1	0	0	0	0	0	0	0	6-8	6-2	0	4.02	7
Apr 21	RUTGERS		3.0	4	1	1	1	3	0	0	0	1	0	0	0	8-3	6-2	1	3.93	53
Apr 25	MILWAUKEE		1.0	2	1	1	1	1	1	0	0	1	0	0	0	4-3	6-2	1	4.08	26
Apr 29	PENN STATE		2.1	1	0	0	1	3	0	0	0	0	0	0	0	9-1	7-2	1	3.82	42
May 06	at Michigan State		1.0	1	1	0	1	1	0	0	0	0	0	0	1	1-2	7-3	1	3.72	25
May 14	OHIO STATE		4.2	5	2	2	2	8	3	0	0	2	0	0	0	11-10	7-3	1	3.74	82
May 19	at Illinois-1		2.0	5	4	0	3	2	1	0	0	0	0	0	1	8-12	7-3	1	3.57	55
May 26	vs Nebraska		1.0	2	0	0	1	0	0	0	0	0	0	1	0	2-0	7-3	1	3.50	23
May 27	vs Minnesota		1.1	4	0	0	1	1	0	0	0	0	0	0	0	7-5	7-3	1	3.40	51
June 3	vs Texas A&M		2.2	1	0	0	1	3	0	0	0	0	0	0	0	2-3	7-3	1	3.22	38
Totals		0	50.1	55	23	18	25	55	7	1	3	5	0	4	2	151-112	7-3	1	3.22	-

### CAREER-HIGHS

- AB: 4, 9X, LAST VS. MINNESOTA, 5/25/16
- H: 3 vs. SAVANNAH STATE, 5/13/16
- R: 2, 4X, vs. MARYLAND, 5/28/16
- 2B: 1, 2X, LAST AT MINNESOTA, 4/1/16
- 3B: N/A
- HR: N/A
- RBI: 4 vs. NORTHWESTERN COLLEGE, 3/8/16
- BB: 3 vs. MARYLAND, 5/28/16
- SB: 1, 6X, LAST vs. AT WESTERN ILLINOIS, 5/17/16

### PITCHING

- IP: 4.2 vs. OHIO STATE, 5/14/17
- H: 5, 2X, LAST AT ILLINOIS, 5/19/17
- R: 4, 2X, LAST AT ILLINOIS, 5/19/17
- ER: 4 AT SOUTH FLORIDA, 2/17/17
- SO: 8 vs. OHIO STATE, 5/14/17
- BB: 3 AT ILLINOIS, 5/19/17

### SEASON HIGHLIGHTS

- Focused solely on pitching after being a two-way player as a freshman
- Went 7-3 with a 3.22 ERA in 24 appearances... had 55 strikeouts over 50 1/3 innings
- Tied for seventh in the Big Ten with seven victories
- Big Ten Pitcher of the Week March 27
- Pitched 2 2/3 shutout innings against Texas A&M, allowing one hit and fanning three
- Logged a career-best 4 2/3 innings against Ohio State... registered a career-high eight strikeouts
- Notched his first save of the season, allowing one run on four hits over three innings against Rutgers (4/21)
- Won his seventh game, going 2 1/3 innings against Penn State (4/29)... tallied his sixth win, going 2 1/3 innings against UNLV (4/1)... recorded his fifth win, tossing 2 2/3 perfect innings, fanning three, against Grand View (3/28)... picked up his fourth win, going a career-long 3 2/3 shutout innings against Purdue (3/25)... allowed just two hits and fanned four... tallied his third win of the season against Bradley (3/22), tossing two shutout innings, allowing one hit and fanning a career-high five... earned the win against Lehigh (3/12), pitching three shutout innings, allowing one hit and fanning four... tallied his first win, scattering two hits over three shutout innings against Morehead State (2/26).

### CAREER STATS

YEAR	ERA	W-L	APP	GS	CG	SHO	SV	IP	H	R	ER	BB	SO
2016	1.50	1-1	16	0	0	0	5	18.0	14	3	3	4	15
2017	3.22	7-3	24	0	0	0	1	50.1	55	23	18	25	55
TOTALS	2.77	8-4	40	0	0	0	6	68.1	69	26	21	29	70











# 6 JUSTIN JENKINS

Fr. • OF • 5-10 • 196  
Terre Haute, Ind. • Terre Haute South HS



## 2017 GAME-BY-GAME STATS

#6 Jenkins, Justin - 41 games (All games)

Date	Opponent	Pos	AB	R	H	RBI	2B	3B	HR	BB	SB	CS	HBP	SAC	SF	GDP	K	PO	A	E	Avg
Feb 17	at South Florida	*of	2	0	0	0	0	0	0	1	0	0	0	0	0	0	1	4	1	0	.000
Feb 18	at South Florida	of	0	0	0	0	0	0	0	0	0	0	0	0	0	0	0	0	0	0	.000
Feb 19	at South Florida	*of	1	0	0	0	0	0	0	1	0	0	0	0	0	0	0	1	0	0	.000
Feb 22	LORAS COLLEGE	of	0	0	0	0	0	0	0	0	0	0	0	0	0	0	0	0	0	0	.000
Feb 24	vs Alabama State	*of	2	0	0	0	0	0	0	0	0	0	0	0	0	0	0	0	0	0	.000
Feb 26	vs Morehead State	of	1	0	0	0	0	0	0	0	0	0	0	0	0	0	0	1	0	0	.000
Mar 07	NORTHERN ILLINOIS	of	0	0	0	0	0	0	0	0	0	0	0	0	0	0	0	0	0	0	.000
Mar 10	vs Villanova	ph	1	0	1	0	0	0	0	0	0	0	0	0	0	0	0	0	0	0	.143
Mar 12	vs Lehigh-1	of	2	2	0	0	0	0	0	0	0	0	1	0	0	0	0	1	0	0	.111
Mar 12	vs Lehigh-2	pr/of	1	1	1	1	1	0	0	1	0	0	0	0	0	0	0	1	0	0	.200
Mar 18	at Kansas State	of	1	0	0	0	0	0	0	0	0	0	0	0	0	0	0	0	0	0	.182
Mar 19	at Kansas State	of	0	0	0	0	0	0	0	0	0	0	1	0	0	0	0	1	1	0	.182
Mar 25	PURDUE	of	1	1	1	2	0	0	0	0	0	0	0	0	1	0	0	2	0	0	.250
Mar 26	PURDUE	*of	2	0	0	0	0	0	0	0	0	0	0	0	0	0	2	2	0	0	.214
Mar 28	GRAND VIEW	of	1	0	0	0	0	0	0	0	0	0	0	0	0	0	1	1	0	0	.200
Mar 31	UNLV	of	0	0	0	0	0	0	0	0	0	0	0	0	0	0	0	1	0	0	.200
Apr 04	SOUTH DAKOTA STA	of	0	0	0	0	0	0	0	0	0	0	0	0	0	0	0	0	0	0	.200
Apr 07	at Northwestern	of	1	0	0	0	0	0	0	0	0	0	0	0	0	0	1	1	0	0	.188
Apr 08	at Northwestern	pr	0	0	0	0	0	0	0	0	0	0	0	0	0	0	0	0	0	0	.188
Apr 09	at Northwestern	pr	0	0	0	0	0	0	0	0	1	0	0	0	0	0	0	0	0	0	.188
Apr 11	WESTERN ILLINOIS	of	0	0	0	0	0	0	0	0	0	0	0	0	0	0	0	0	0	0	.188
Apr 14	at Nebraska	of	0	0	0	0	0	0	0	0	0	0	0	0	0	0	0	1	0	0	.188
Apr 15	at Nebraska	pr/of	0	0	0	0	0	0	0	0	0	0	0	0	0	0	0	0	0	0	.188
Apr 21	RUTGERS	of	0	0	0	0	0	0	0	0	0	0	0	0	0	0	0	0	0	0	.188
Apr 25	MILWAUKEE	*of	3	0	1	0	1	0	0	0	0	0	1	0	0	0	1	1	0	0	.211
Apr 28	PENN STATE-1	of	1	0	0	0	0	0	0	1	0	0	0	0	0	0	0	2	0	0	.200
Apr 28	PENN STATE-2	*of	3	0	0	0	0	0	0	0	0	0	1	0	0	0	3	4	0	0	.174
Apr 29	PENN STATE	of	2	0	0	0	0	0	0	0	0	0	0	0	0	0	1	2	0	0	.160
May 05	at Michigan State	of	0	0	0	0	0	0	0	0	0	0	0	0	0	0	0	1	0	0	.160
May 07	at Michigan State	pr/of	0	1	0	0	0	0	0	0	0	0	0	0	0	0	0	0	0	0	.160
May 12	OHIO STATE	pr/of	0	1	0	0	0	0	0	0	0	0	0	0	0	0	0	1	0	0	.160
May 16	OMAHA	pr	0	1	0	0	0	0	0	0	0	0	0	0	0	0	0	0	0	0	.160
May 18	at Illinois	of	0	0	0	0	0	0	0	0	0	0	0	0	0	0	0	1	0	0	.160
May 19	at Illinois-1	pr/of	1	0	0	0	0	0	0	0	0	0	0	0	0	0	0	0	0	0	.154
May 19	at Illinois-2	pr/of	0	0	0	0	0	0	0	1	0	0	0	0	0	0	0	1	0	0	.154
May 25	vs Maryland	of	0	0	0	0	0	0	0	0	0	0	0	0	0	0	0	0	1	0	.154
May 26	vs Nebraska	of	0	0	0	0	0	0	0	0	0	0	0	0	0	0	0	0	0	0	.154
May 27	vs Minnesota	of	1	0	0	0	0	0	0	0	1	0	0	0	0	0	0	1	0	0	.148
May 28	vs Northwestern	of	0	0	0	0	0	0	0	0	0	0	0	0	0	0	0	2	0	0	.148
June 2	at Houston	pr/of	0	0	0	0	0	0	0	0	0	0	0	0	0	0	0	1	0	0	.148
June 3	vs Texas A&M	pr	0	0	0	0	0	0	0	0	0	0	0	0	0	0	0	0	0	0	.148
Totals		6gs	27	7	4	3	2	0	0	5	2	0	3	1	1	0	10	35	2	0	.148

On base pct. .333 • Slugging pct. .222

### CAREER-HIGHS

AB: 3, 2X, LAST VS. PENN STATE, 4/28/17

H: 1, 4X, LAST VS. MILWAUKEE, 4/25/17

R: 2 vs. LEHIGH, 3/12/17

2B: 1, 2X, LAST VS. MILWAUKEE, 4/25/17

3B: N/A

HR: N/A

RBI: 2 vs. PURDUE, 3/25/17

BB: 1, 5X, LAST AT ILLINOIS, 5/19/17

SB: 1, 2X, LAST VS. MARYLAND, 5/27/17

### SEASON HIGHLIGHTS

- Appeared in 41 games, primarily as a defensive replacement
- Started six games, all in center field
- Made the game-saving catch in the series opener at Illinois (5/18) after entering game as defensive replacement... made a diving catch in the right center field gap with two outs in bottom of the ninth inning with game-tying run at third base
- Scored the game-tying run in Iowa's 9-8 come-from-behind victory over Omaha (5/16)... went 1-for-1 with two RBIs and a run scored in game two win over Purdue (3/25)... had game-tying sacrifice fly and had an RBI single in Iowa's eighth-inning rally

### CAREER STATS

YEAR	AVG.	G-GS	AB	R	H	2B	3B	HR	RBIS	BB	HBP	SO	SB-A
2017	.148	41-6	27	7	4	2	0	0	3	5	3	10	2-2
TOTALS	.148	41-6	27	7	4	2	0	0	3	5	3	10	2-2







# 8 LUKE FARLEY

So. • OF • 6-0 • 212  
Denver, Iowa • Waterloo Columbus HS



## 2017 GAME-BY-GAME STATS

#8 Farley, Luke - 22 games (All games)

Date	Opponent	Pos	AB	R	H	RBI	2B	3B	HR	BB	SB	CS	HBP	SAC	SF	GDP	K	PO	A	E	Avg
Feb 19	at South Florida	*dh	2	0	0	0	0	0	0	0	0	0	0	0	0	0	2	0	0	0	.000
Feb 22	LORAS COLLEGE	ph	0	0	0	0	0	0	1	0	1	0	0	0	0	0	0	0	0	0	.000
Feb 24	vs Alabama State	ph	1	0	1	0	0	0	0	0	0	0	0	0	0	0	0	0	0	0	.333
Feb 25	vs Alabama State	ph	1	0	0	0	0	0	0	0	0	0	0	0	0	0	1	0	0	0	.250
Mar 10	vs Villanova	ph	1	0	1	0	0	0	0	0	0	0	0	0	0	0	0	0	0	0	.400
Mar 11	vs Bucknell	*ph	1	0	0	0	0	0	0	0	0	0	0	0	0	0	0	0	0	0	.333
Mar 12	vs Lehigh-1	*dh	3	1	0	0	0	0	1	0	0	1	0	0	0	0	2	0	0	0	.222
Mar 22	BRADLEY	ph/dh	1	0	1	0	0	0	1	0	0	0	0	0	0	0	0	0	0	0	.300
Mar 25	PURDUE	ph	1	0	1	1	1	0	0	0	0	0	0	0	0	0	0	0	0	0	.364
Mar 26	PURDUE	*ph	0	0	0	0	0	0	1	0	0	0	0	0	0	0	0	0	0	0	.364
Mar 28	GRAND VIEW	*of	3	0	1	0	0	0	0	0	0	0	0	0	0	0	1	0	0	0	.357
Mar 31	UNLV	*dh	4	0	0	0	0	0	0	0	0	0	0	0	0	0	2	0	0	0	.278
Apr 01	UNLV-1	ph	1	0	1	0	0	0	0	0	0	0	0	0	0	0	0	0	0	0	.316
Apr 01	UNLV-2	*dh	3	1	1	0	0	0	1	1	0	0	0	0	0	0	1	0	0	0	.318
Apr 04	SOUTH DAKOTA STA	*dh	3	0	0	0	0	0	1	0	0	0	0	0	0	0	2	0	0	0	.280
Apr 08	at Northwestern	ph	2	0	0	0	0	0	0	0	0	0	0	0	0	0	1	0	0	0	.259
Apr 22	RUTGERS	ph	1	0	0	0	0	0	0	0	0	0	0	0	0	0	1	0	0	0	.250
Apr 23	RUTGERS	of	1	0	0	0	0	0	0	0	0	0	0	0	0	0	1	0	0	0	.241
Apr 25	MILWAUKEE	*dh	2	0	0	0	0	0	0	0	0	0	0	0	0	0	2	0	0	0	.226
Apr 29	PENN STATE	ph/dh	1	1	0	0	0	0	1	0	0	0	0	0	0	0	1	0	0	0	.219
May 02	at Western Illinois	ph	1	0	0	0	0	0	0	0	0	0	0	0	0	0	1	0	0	0	.212
May 28	vs Northwestern	ph	1	0	1	0	0	0	0	0	0	0	0	0	0	0	0	0	0	0	.235
Totals		7gs	34	3	8	1	1	0	7	1	1	1	1	0	0	0	18	0	0	0	.235

On base pct. .381 • Slugging pct. .265

### CAREER-HIGHS

- AB: 4 vs. UNLV, 3/31/17
- H: 2, 2X, LAST vs. NORTHWESTERN COLLEGE, 3/8/16
- R: 2, 3X, LAST vs. SAVANNAH STATE, 3/13/16
- 2B: 1 4X, LAST vs. PURDUE, 3/25/17
- 3B: N/A
- HR: 1 vs. MICHIGAN, 4/23/16
- RBI: 4 vs. NORTHWESTERN COLLEGE, 3/8/16
- BB: 2, 2X, vs. MICHIGAN, 4/24/16
- SB: 1 vs. UNLV, 3/31/17

### SEASON HIGHLIGHTS

- Hit .235 with three runs and one RBI... Iowa's top pinch hitter
- Started seven games -- six at DH, one in left field.
- Hit .500 (6-of-12) as a pinch hitter, including a pinch-hit double on March 25 against Purdue

### CAREER STATS

YEAR	AVG.	G-GS	AB	R	H	2B	3B	HR	RBIS	BB	HBP	SO	SB-A
2016	.239	29-14	46	10	11	3	0	1	12	13	2	16	1-1
2017	.235	22-7	34	3	8	1	0	0	1	7	1	18	1-2
TOTALS	.238	51-21	80	13	19	4	0	1	13	20	3	34	2-3





# 11 COLE MCDONALD

So. • RHP • 6-1 • 195  
New Hampton, Iowa • New Hampton HS



## 2017 GAME-BY-GAME STATS

#11 McDonald, Cole - 13 appearances (All games)

Date	Opponent	GS	IP	H	R	ER	BB	SO	2B	3B	HR	WP	BK	HBP	IBB	Score	W-L	Sv	ERA	NP
Feb 18	at South Florida		3.0	2	1	1	0	4	0	0	1	0	0	1	0	4-2	1-0	0	3.00	44
Feb 25	vs Alabama State	*	3.0	7	4	4	2	4	0	0	1	1	0	0	0	3-4	1-1	0	7.50	76
Mar 04	vs Oral Roberts	*	5.0	4	3	3	3	4	1	0	0	0	0	0	0	7-5	2-1	0	6.55	85
Mar 11	vs Bucknell	*	6.1	5	3	3	2	5	1	1	0	1	0	0	0	1-7	2-2	0	5.71	-
Mar 18	at Kansas State	*	5.0	4	1	1	2	4	2	0	0	0	0	0	0	4-5	2-2	0	4.84	83
Mar 26	PURDUE	*	2.2	1	1	1	2	2	0	0	0	0	0	2	0	7-2	2-2	0	4.68	51
Apr 01	UNLV-2	*	4.0	6	2	2	1	4	0	0	0	0	0	0	0	7-6	2-2	0	4.66	65
Apr 09	at Northwestern	*	3.0	6	4	4	1	4	1	0	0	0	0	1	0	5-6	2-2	0	5.34	56
Apr 16	at Nebraska	*	3.0	5	3	2	2	1	0	0	0	0	0	0	0	6-8	2-2	0	5.40	62
Apr 23	RUTGERS	*	2.0	2	4	4	4	2	1	0	0	1	0	0	0	5-13	2-3	0	6.08	42
May 02	at Western Illinois	*	0.2	1	2	2	2	0	0	1	0	1	0	0	0	5-7	2-4	0	6.45	14
May 16	OMAHA	*	3.0	4	2	2	0	3	0	0	1	1	0	0	0	9-8	2-4	0	6.42	36
May 27	vs Minnesota	*	2.0	5	4	4	1	2	0	0	0	0	0	0	0	7-5	2-4	0	6.96	37
Totals		11	42.2	52	34	33	22	39	6	2	3	5	0	4	0	70-78	2-4	0	6.96	-

### CAREER-HIGHS

IP: 6.1 vs. BUCKNELL, 3/11/17  
 H: 7 vs. ALABAMA STATE, 2/25/17  
 R: 4, 4X, LAST vs. MINNESOTA, 5/27/17  
 ER: 4, 4X, LAST vs. MINNESOTA, 5/27/17  
 SO: 6 vs. WESTERN ILLINOIS, 5/17/16  
 BB: 4 vs. RUTGERS, 4/23/17

## SEASON HIGHLIGHTS

- Went 2-4 with a 6.96 ERA in 13 appearances, including 11 starts
- Started the second semifinal game at the Big Ten Tournament against Minnesota, allowed four runs on five hits over two innings
- Tossed a career-high 6 1/3 innings in a loss to Bucknell, allowing three runs on five hits with five strikeouts
- Notched a victory against Oral Roberts (3/4), allowing three runs on four hits over five innings... had four strikeouts
- Made his first career weekend start against Alabama State (2/25)
- Earned his first win of the season, allowing one run on two hits over three innings at South Florida (2/18)... struck out four without issuing a walk

## CAREER STATS

YEAR	ERA	W-L	APP	GS	CG	SHO	SV	IP	H	R	ER	BB	SO
2016	3.33	4-1	10	8	0	0	0	24.1	23	9	9	6	29
2017	6.96	2-4	13	11	0	0	0	42.2	52	34	33	22	39
TOTALS	5.64	6-5	23	19	0	0	0	67.0	75	43	42	28	68





# 12 NICK NELSEN

Jr. • RHP • 6-0 • 180

West Des Moines, Iowa • Johnson County CC • Valley HS



## 2017 GAME-BY-GAME STATS

#12 Nelsen, Nick - 26 appearances (All games)

Date	Opponent	GS	IP	H	R	ER	BB	SO	2B	3B	HR	WP	BK	HBP	IBB	Score	W-L	Sv	ERA	NP
Feb 17	at South Florida		0.1	0	0	0	1	0	0	0	0	0	0	0	0	4-9	0-0	0	0.00	7
Feb 22	LORAS COLLEGE		1.0	0	0	0	0	2	0	0	0	0	0	0	0	8-1	0-0	0	0.00	12
Feb 25	vs Alabama State		4.0	0	0	0	0	2	0	0	0	0	0	1	0	3-4	0-0	0	0.00	32
Mar 05	at Minnesota		1.0	2	1	1	0	1	0	0	0	0	0	0	0	3-6	0-0	0	1.42	20
Mar 10	vs Villanova		0.1	0	0	0	0	0	0	0	0	0	0	0	0	1-10	0-0	0	1.35	4
Mar 11	vs Bucknell		0.0	2	1	1	1	0	0	1	0	0	0	0	0	1-7	0-0	0	2.70	-
Mar 17	at Kansas State		0.0	2	1	1	1	0	0	0	0	0	0	0	0	0-3	0-0	0	4.05	11
Mar 18	at Kansas State		0.2	0	1	1	1	0	0	0	0	0	0	0	0	4-5	0-1	0	4.91	12
Mar 22	BRADLEY		0.2	0	0	0	0	1	0	0	0	0	0	0	0	12-1	0-1	0	4.50	11
Mar 24	PURDUE		1.0	0	0	0	1	1	0	0	0	0	0	0	0	0-2	0-1	0	4.00	12
Mar 28	GRAND VIEW		1.1	1	2	1	1	1	0	0	0	1	0	0	0	6-5	0-1	0	4.35	29
Apr 07	at Northwestern		2.0	5	2	2	0	1	0	0	0	0	0	0	0	14-2	0-1	0	5.11	1
Apr 14	at Nebraska		2.0	2	0	0	0	4	0	0	0	1	0	0	0	7-6	0-1	0	4.40	26
Apr 16	at Nebraska		1.1	2	2	2	0	0	0	0	0	0	0	0	0	6-8	0-2	0	5.17	18
Apr 19	at Bradley		1.0	2	3	2	0	1	0	0	0	0	0	1	0	4-6	0-3	0	5.94	28
Apr 23	RUTGERS		1.0	4	5	5	1	1	1	1	0	0	0	1	0	5-13	0-3	0	8.15	27
May 02	at Western Illinois		2.0	0	0	0	1	0	0	0	0	0	0	0	0	5-7	0-3	0	7.32	23
May 07	at Michigan State		1.1	4	2	2	0	1	2	0	0	0	0	0	0	9-4	0-3	0	7.71	24
May 12	OHIO STATE		0.1	0	0	0	0	1	0	0	0	0	0	0	0	9-5	0-3	0	7.59	3
May 13	OHIO STATE		0.2	1	0	0	1	1	1	0	0	0	0	0	0	7-12	0-3	0	7.36	17
May 16	OMAHA		1.0	1	0	0	0	1	1	0	0	0	0	0	0	9-8	0-3	0	7.04	12
May 18	at Illinois		1.1	2	0	0	0	1	1	0	0	0	0	0	0	6-5	0-3	0	6.66	22
May 19	at Illinois-2		0.2	0	0	0	0	0	0	0	0	0	0	0	0	8-3	0-3	0	6.48	8
May 27	vs Minnesota		2.2	4	4	2	1	1	1	0	0	0	0	0	0	3-9	0-3	0	6.51	42
May 28	vs Northwestern		0.1	1	0	0	0	0	1	0	0	0	0	0	0	13-4	0-3	0	6.43	7
Jun 4	at Houston		0.1	1	0	0	0	0	0	0	0	0	0	1	0	5-7	0-3	0	6.35	9
Totals		0	28.1	36	24	20	10	20	8	2	0	2	0	4	0	152-152	0-3	0	6.35	-

### CAREER-HIGHS

IP: 4.0 vs. ALABAMA STATE, 2/25/17

H: 5 at NORTHWESTERN, 4/7/17

R: 5 vs. RUTGERS, 4/23/17

ER: 5 vs. RUTGERS, 4/23/17

SO: 4 at NEBRASKA, 4/14/17

BB: 1, 10X, LAST vs. NORTHWESTERN, 5/28/17

### SEASON HIGHLIGHTS

- Submarine style pitcher... went 0-3 with a 6.35 ERA in 26 appearances... had 20 strikeouts in 28 1/3 innings
- Tossed two shutout innings at Western Illinois (5/2)... pitched two shutout innings, scattering two hits and fanning four in a 7-6, series-opening win at Nebraska (4/14)
- Tossed four perfect innings, striking out a pair, against Alabama State (2/25)
- Was an honorable mention all-conference selection at Johnson County (Kansas) Community College after going 5-1 with a 2.36 ERA in 22 appearances... struck out 44 over 26 2/3 innings


### CAREER STATS

YEAR	ERA	W-L	APP	GS	CG	SHO	SV	IP	H	R	ER	BB	SO
2017	6.35	0-3	26	0	0	0	0	28.1	36	24	20	10	20
TOTALS	6.35	0-3	26	0	0	0	0	28.1	36	24	20	10	20



# 14 CORBIN WOODS

Sr. • IF • 6-2 • 203  
Cedar Rapids, Iowa • Heartland CC • Xavier



## 2017 GAME-BY-GAME STATS

#14 Woods, Corbin - 25 games (All games)

Date	Opponent	Pos	AB	R	H	RBI	2B	3B	HR	BB	SB	CS	HBP	SAC	SF	GDP	K	PO	A	E	Avg	
Feb 17	at South Florida	pr	0	1	0	0	0	0	0	0	0	0	0	0	0	0	0	0	0	0	0	.000
Feb 19	at South Florida	ph	1	0	1	0	0	0	0	0	0	0	0	0	0	0	0	0	0	0	0	1.000
Feb 22	LORAS COLLEGE	ph/of	1	1	0	0	0	0	0	0	0	0	0	0	0	0	0	0	0	0	0	.500
Feb 26	vs Morehead State	*of	3	1	0	0	0	0	0	1	0	0	0	0	0	0	1	1	0	0	0	.200
Mar 10	vs Villanova	ph	1	0	0	0	0	0	0	0	0	0	0	0	0	0	0	1	0	0	0	.167
Mar 12	vs Lehigh-1	ph/of	1	0	0	0	0	0	0	0	0	0	0	0	0	0	0	0	0	0	0	.143
Mar 22	BRADLEY	of	1	0	0	0	0	0	0	0	0	0	0	0	0	0	0	0	0	0	0	.125
Mar 24	PURDUE	pr	0	0	0	0	0	0	0	0	0	0	0	0	0	0	0	0	0	0	0	.125
Mar 25	PURDUE	pr	0	0	0	0	0	0	0	0	0	0	0	0	0	0	0	0	0	0	0	.125
Mar 26	PURDUE	pr	0	1	0	0	0	0	0	0	0	0	0	0	0	0	0	0	0	0	0	.125
Apr 01	UNLV-1	pr	0	1	0	0	0	0	0	0	0	0	0	0	0	0	0	0	0	0	0	.125
Apr 09	at Northwestern	*3b	3	1	1	0	0	0	0	0	0	0	0	0	0	0	0	0	2	0	0	.182
Apr 23	RUTGERS	of	1	0	0	0	0	0	0	0	0	0	0	0	0	0	1	0	0	0	0	.167
Apr 25	MILWAUKEE	pr	0	1	0	0	0	0	0	0	0	0	0	0	0	0	0	0	0	0	0	.167
Apr 29	PENN STATE	pr	0	0	0	0	0	0	0	1	0	0	0	0	0	0	0	0	0	0	0	.167
May 02	at Western Illinois	pr/of	1	1	0	0	0	0	0	0	0	0	0	0	0	0	1	1	0	0	0	.154
May 07	at Michigan State	pr	0	0	0	0	0	0	0	0	0	0	0	0	0	0	0	0	0	0	0	.154
May 13	OHIO STATE	pr	0	0	0	0	0	0	0	0	0	0	0	0	0	0	0	0	0	0	0	.154
May 14	OHIO STATE	ph/3b	1	2	1	3	0	0	1	0	0	1	0	0	0	0	0	0	0	0	0	.214
May 16	OMAHA	*of	4	2	1	0	0	0	1	0	0	0	0	0	0	0	0	0	0	0	0	.222
May 19	at Illinois-1	ph	0	0	0	0	0	0	1	0	0	0	0	0	0	0	0	0	0	0	0	.222
May 25	vs Maryland	pr/dh	0	0	0	0	0	0	0	0	0	0	0	0	0	0	0	0	0	0	0	.222
May 27	vs Minnesota	ph/3b	1	0	0	0	0	0	1	0	0	0	0	0	0	0	0	0	2	0	0	.211
May 27	vs Minnesota	ph/3b	1	0	0	0	0	0	0	0	0	0	0	0	0	0	1	0	0	0	0	.200
June 2	at Houston	pr	1	1	0	0	0	0	0	0	0	0	0	0	0	0	1	0	0	0	0	.190
Totals		3gs	21	13	4	3	0	0	1	4	1	0	1	0	0	0	6	2	4	0	0	.190

On base pct. .346 • Slugging pct. .333

### CAREER-HIGHS

AB: 4, 5X, LAST VS. OMAHA, 5/16/17

H: 2, 2X, LAST VS. MICHIGAN, 4/24/16

R: 2, 3X, LAST VS. OMAHA, 5/16/17

2B: N/A

3B: N/A

HR: 1, 2X, LAST VS. OHIO STATE, 5/14/17

RBI: 3 vs. OHIO STATE, 5/14/17

BB: 2, 3X, LAST VS. MICHIGAN STATE, 5/15/16

SB: 2 vs. WESTERN ILLINOIS, 5/3/16

### SEASON HIGHLIGHTS

- Iowa's Big Ten Sportsmanship Award recipient... appeared in 25 games, primarily a pinch-runner... started three games -- two in left field and one at third base
- Scored 13 runs on the season and has three RBIs
- Scored the game-winning run in the bottom of the ninth inning in Iowa's 9-8 come-from-behind victory over Omaha (5/16)
- Hit a game-tying, three-run home run on Senior Day in Iowa's 11-10 come-from-behind victory over Ohio State (5/14)... it was his second career home run and first RBIs of 2017
- Scored the game-winning run in Iowa's walk-off 4-3 victory over Milwaukee on April 25
- Earned his first start of the season at third base in series finale at Northwestern... finished 1-for-3 with a run scored
- One of four team captains

### CAREER STATS

YEAR	AVG.	G-GS	AB	R	H	2B	3B	HR	RBIs	BB	HBP	SO	SB-A
2015	.167	15-1	6	5	1	0	0	0	0	1	1	0	1-2
2016	.164	39-21	61	11	10	0	0	1	5	14	2	13	4-6
2017	.190	25-3	21	13	4	0	0	1	3	4	1	6	1-1
<b>TOTALS</b>	<b>.170</b>	<b>79-25</b>	<b>88</b>	<b>29</b>	<b>15</b>	<b>0</b>	<b>0</b>	<b>2</b>	<b>8</b>	<b>19</b>	<b>4</b>	<b>19</b>	<b>6-9</b>

Instagram: [UIBaseball](#)



Twitter: [@UIBaseball](#)




Facebook: [iowabaseball](#)

# 16 ZACH FRICKE

RS Jr. • C • 6-0 • 202

Dike, Iowa • NIACC • Dike-New Hartford HS



## 2017 GAME-BY-GAME STATS

#16 Fricke, Zach - 16 games (All games)

Date	Opponent	Pos	AB	R	H	RBI	2B	3B	HR	BB	SB	CS	HBP	SAC	SF	GDP	K	PO	A	E	Avg
Feb 17	at South Florida	ph	1	0	0	0	0	0	0	0	0	0	0	0	0	0	1	0	0	0	.000
Feb 19	at South Florida	ph/c	1	0	0	0	0	0	0	0	0	0	0	0	0	0	1	0	0	0	.000
Feb 22	LORAS COLLEGE	ph	1	0	0	0	0	0	0	0	0	0	0	0	0	0	1	0	0	0	.000
Feb 26	vs Morehead State	*dh	2	2	1	1	1	0	0	2	0	0	0	0	0	0	0	0	0	0	.200
Mar 03	vs Hawaii	*dh	4	1	2	0	1	0	0	0	0	0	0	0	0	0	0	0	0	0	.333
Mar 04	vs Oral Roberts	*dh	4	0	0	0	0	0	0	0	0	0	0	0	0	0	3	0	0	0	.231
Mar 05	at Minnesota	ph	1	0	0	0	0	0	0	0	0	0	0	0	0	0	0	0	0	0	.214
Mar 10	vs Villanova	c	0	0	0	1	0	0	0	0	0	0	0	0	1	0	0	2	0	0	.214
Mar 11	vs Bucknell	ph/c	1	0	0	0	0	0	0	0	0	0	0	0	0	0	0	1	0	0	.200
Mar 19	at Kansas State	*dh	4	0	1	1	0	0	0	1	0	0	0	0	0	0	1	0	0	0	.211
Mar 22	BRADLEY	ph/c	2	0	0	0	0	0	0	0	0	0	0	0	0	0	1	2	0	0	.190
Mar 24	PURDUE	ph	1	0	0	0	0	0	0	0	0	0	0	0	0	0	1	0	0	0	.182
Apr 23	RUTGERS	ph/c	2	0	0	0	0	0	0	0	0	0	0	0	0	0	1	3	0	0	.167
Apr 25	MILWAUKEE	ph/dh	1	0	0	0	0	0	0	1	0	0	0	0	0	0	1	0	0	0	.160
May 02	at Western Illinois	*c	4	0	0	0	0	0	0	0	0	0	0	0	0	0	3	4	1	0	.138
May 27	vs Minnesota	c	0	0	0	0	0	0	0	0	0	0	0	0	0	0	0	0	0	0	.138
Totals		5gs	29	3	4	3	2	0	0	4	0	0	0	0	1	0	13	13	1	0	.138

On base pct. .235 • Slugging pct. .207

### CAREER-HIGHS

AB: 4, 4X, LAST AT WESTERN ILLINOIS, 5/2/17

H: 2 vs. HAWAII, 3/3/17

R: 2 vs. MOREHEAD STATE, 2/26/17

2B: 1 vs. MOREHEAD STATE, 2/26/17

3B: N/A

HR: N/A

RBI: 1, 3X, LAST vs. KANSAS STATE, 3/19/17

BB: 2 vs. MOREHEAD STATE, 2/26/17

SB: N/A

### SEASON HIGHLIGHTS

- Iowa's No. 2 catcher... started five games -- four as designated hitter and one behind the plate... appeared in 16 games
- Collected his first multi-hit game, going 2-for-4 with a double and run scored against Hawai'i (3/3)

### CAREER STATS

YEAR	AVG.	G-GS	AB	R	H	2B	3B	HR	RBIS	BB	HBP	SO	SB-A
2017	.138	16-5	29	3	4	2	0	0	3	4	0	13	0-0
TOTALS	.138	16-5	29	3	4	2	0	0	3	4	0	13	0-0



# 17 JOSH MARTSCHING

Sr. • RHP • 6-2 • 210  
Bloomfield, Iowa • Davis County HS



## 2017 GAME-BY-GAME STATS

#17 Martsching, Josh - 29 appearances (All games)

Date	Opponent	GS	IP	H	R	ER	BB	SO	2B	3B	HR	WP	BK	HBP	IBB	Score	W-L	Sv	ERA	NP
Feb 17	at South Florida		0.0	3	4	0	0	0	2	0	0	0	0	1	0	4-9	0-0	0	0.00	10
Feb 25	vs Alabama State		2.0	1	0	0	2	2	0	0	0	0	0	0	0	3-4	0-0	0	0.00	33
Mar 04	vs Oral Roberts		1.0	2	1	1	0	1	0	0	0	0	0	0	0	7-5	0-0	0	3.00	19
Mar 07	NORTHERN ILLINOIS		1.2	0	0	0	0	2	0	0	0	0	0	0	0	12-8	0-0	1	1.93	17
Mar 11	vs Bucknell		0.2	0	1	1	1	0	0	0	0	0	0	1	0	1-7	0-0	1	3.38	-
Mar 17	at Kansas State		2.0	0	0	0	0	3	0	0	0	0	0	0	0	0-3	0-0	1	2.45	26
Mar 19	at Kansas State		1.2	4	1	1	0	1	2	0	0	0	0	0	0	12-11	0-0	1	3.00	20
Mar 24	PURDUE		2.0	0	0	0	0	5	0	0	0	0	0	0	0	0-2	0-0	1	2.45	31
Mar 26	PURDUE		1.0	0	0	0	0	2	0	0	0	0	0	0	0	7-2	0-0	1	2.25	9
Mar 31	UNLV		2.0	0	0	0	1	1	0	0	0	0	0	0	0	3-0	0-0	2	1.93	28
Apr 04	SOUTH DAKOTA STA		1.0	0	0	0	0	1	0	0	0	0	0	0	0	4-3	0-0	3	1.80	16
Apr 09	at Northwestern		1.0	2	1	1	1	1	1	0	0	0	0	1	0	5-6	0-0	3	2.25	19
Apr 14	at Nebraska		2.1	0	0	0	1	3	0	0	0	0	0	0	0	7-6	1-0	3	1.96	38
Apr 16	at Nebraska		0.1	1	1	1	0	1	0	1	0	0	0	1	0	6-8	1-0	3	2.41	8
Apr 22	RUTGERS		3.0	4	1	1	1	2	0	0	0	0	0	0	0	3-5	1-0	3	2.49	45
Apr 25	MILWAUKEE		2.0	1	0	0	0	5	0	0	0	0	0	0	0	4-3	1-0	3	2.28	29
Apr 28	PENN STATE-1		1.0	1	0	0	0	1	0	0	0	0	0	0	0	4-2	1-0	4	2.19	17
Apr 28	PENN STATE-2		1.0	0	0	0	0	1	0	0	0	0	0	0	0	8-2	1-0	4	2.10	10
May 05	at Michigan State		2.0	1	1	1	0	1	1	0	0	1	0	0	0	3-2	2-0	4	2.28	27
May 07	at Michigan State		2.0	1	0	0	0	1	1	0	0	0	0	0	0	9-4	2-0	5	2.12	24
May 13	OHIO STATE		1.1	5	4	4	0	2	2	0	2	0	0	0	0	7-12	2-0	5	3.19	29
May 14	OHIO STATE		0.2	0	0	0	0	0	0	0	0	0	0	0	0	11-10	3-0	5	3.13	7
May 18	at Illinois		1.2	2	0	0	1	0	0	0	0	0	0	0	0	6-5	3-0	6	2.97	28
May 19	at Illinois-2		1.0	0	0	0	0	2	0	0	0	0	0	0	0	8-3	3-0	6	2.88	12
May 25	vs Maryland		1.2	0	0	0	1	3	0	0	0	0	0	0	0	9-8	4-0	6	2.75	25
May 26	vs Nebraska		0.1	0	0	0	0	1	0	0	0	0	0	0	0	2-0	4-0	7	2.72	4
May 27	vs Minnesota		5.2	2	0	0	1	0	0	0	0	0	0	0	0	7-5	5-0	7	2.36	64
June 2	at Houston		2.2	2	0	0	0	4	1	0	0	1	0	0	0	6-3	5-0	8	2.22	39
Jun 4	at Houston		1.1	3	2	2	0	0	1	0	1	0	0	0	0	5-7	5-1	8	2.54	22
Totals			0	46.0	35	17	13	10	46	11	1	3	2	0	4	0 163-145	5-1	8	2.54	-

### CAREER-HIGHS

- IP: 5 2/3 vs. MINNESOTA, 5/27/17
- H: 7 vs. WICHITA STATE, 3/3/13
- R: 5, 2X, LAST vs. OMAHA, 5/7/13
- ER: 4, 3X, LAST vs. OHIO STATE, 5/13/17
- SO: 5, 2X, LAST vs. MILWAUKEE, 4/25/17
- BB: 2, 5X, LAST vs. ALABAMA STATE, 2/25/17

### SEASON HIGHLIGHTS

- Named to the Big Ten All-Tournament team after going 2-0 with a 0.00 ERA and one save in three appearances... earned his fourth win, tossing 1 2/3 scoreless innings against Maryland (5/25)... tallied his seventh save in the win over Nebraska, and logged a career-best 5 2/3 innings, allowing just two hits to lead team to Big Ten Tourney title game... got out of three bases loaded jams during the weekend.
- Went 5-1 with a 2.54 ERA in 29 appearances -- tied for fourth-most in Big Ten... had 46 strikeouts in 46 innings... converted 8-of-10 save opportunities this season... the eight saves are tied for eighth in the Big Ten this season
- His 74 career appearances are fourth-most in school history, while his 13 saves are seventh in the record books
- made multiple weekend appearances in eight series this season... appeared in three games in three consecutive days at the Big Ten Tournament
- Earned his eighth save in NCAA Regional win over No. 15 Houston, allowing two hits in 2 2/3 innings and fanning four
- Picked up his sixth save, tossing 1 2/3 innings in series opener at Illinois (5/18... earned his third victory on Senior Day in an 11-10 come-from-behind victory over Ohio State (5/14)
- Earned his second win, tossing two innings against Michigan State (5/5) in the series opener... allowed one run in two innings... picked up his fifth save, tossing two shutout innings in the series finale... tied a career-high by striking out five batters in two innings against Milwaukee (4/25)
- Notched his first win of the season, tossing 2 1/3 shutout innings and fanning three at Nebraska (4/14)
- Over four appearances and six innings from March 24-April 4, didn't allow a hit or run and had nine strikeouts to one walk
- Tallied his third save, tossing a perfect ninth in the win over South Dakota State (4/4)... went two innings without allowing a hit against UNLV (3/31) to earn his second save... notched his first save, striking out a pair in 1 2/3 shutout innings against Northern Illinois (3/7)

### CAREER STATS

YEAR	ERA	W-L	APP	GS	CG	SHO	SV	IP	H	R	ER	BB	SO
2013	4.98	0-2	18	2	0	0	1	34.1	43	25	19	14	23
2015	3.44	0-1	11	2	0	0	0	18.1	11	7	7	10	11
2016	1.50	1-1	16	0	0	0	5	18.0	14	3	3	4	15
2017	2.54	5-1	29	0	0	0	8	46.0	35	17	13	10	46
TOTALS	3.38	7-5	74	4	0	0	13	117.1	107	54	44	43	96

Instagram: [UIBaseball](#)



Twitter: [@UIBaseball](#)



Facebook: [iowabaseball](#)



# 18 SHANE RITTER

So. • RHP • 6-4 • 196  
Plainfield, Ill. • Plainfield South HS



## 2017 GAME-BY-GAME STATS

#18 Ritter, Shane - 22 appearances (All games)

Date	Opponent	GS*	IP	H	R	ER	BB	SO	2B	3B	HR	WP	BK	HBP	IBB	Score	W-L	Sv	ERA	NP
Feb 19	at South Florida	1.0	2	3	3	2	1	1	0	0	0	0	0	0	0	0-6	0-1	0	27.00	23
Feb 22	LORAS COLLEGE	1.0	0	0	0	0	2	2	0	0	0	0	0	0	0	8-1	0-1	0	13.50	16
Feb 26	vs Morehead State	1.0	2	2	2	1	0	1	0	0	0	0	1	0	0	14-7	0-1	0	15.00	31
Mar 07	NORTHERN ILLINOIS	2.1	1	2	2	2	4	0	0	1	0	0	0	0	0	12-8	1-1	0	11.81	43
Mar 12	vs Lehigh-2	2.0	4	2	2	2	1	1	0	0	0	0	0	0	0	8-3	1-1	0	11.05	28
Mar 18	at Kansas State	0.2	1	0	0	0	1	0	1	0	0	0	0	0	0	4-5	1-1	0	10.12	15
Mar 19	at Kansas State	0.1	0	0	0	0	1	0	0	0	0	0	0	0	0	12-11	1-1	1	9.72	6
Mar 22	BRADLEY	1.0	0	0	0	1	3	0	0	0	0	0	0	0	0	12-1	1-1	1	8.68	17
Mar 25	PURDUE	0.2	0	0	0	0	1	0	0	0	0	0	0	0	0	5-1	1-1	2	8.10	9
Mar 26	PURDUE	1.0	1	0	0	0	2	0	0	0	1	0	0	0	0	7-2	1-1	2	7.36	22
Apr 01	UNLV-2	2.0	2	0	0	1	1	0	0	0	0	0	0	0	1	7-6	2-1	2	6.23	28
Apr 09	at Northwestern	3.0	2	1	1	1	2	0	0	0	0	2	0	0	0	5-6	2-2	2	5.62	40
Apr 11	WESTERN ILLINOIS	1.0	0	0	0	1	1	0	0	0	0	0	0	0	0	4-1	2-2	3	5.29	20
Apr 15	at Nebraska	3.0	3	0	0	2	1	1	0	0	0	0	0	0	0	5-3	2-2	4	4.50	47
Apr 19	at Bradley	0.2	1	0	0	1	2	1	0	0	0	0	0	0	0	4-6	2-2	4	4.35	12
Apr 23	RUTGERS	2.0	3	0	0	0	1	0	1	0	0	0	0	0	0	5-13	2-2	4	3.97	27
Apr 28	PENN STATE-2	0.2	1	1	1	3	0	0	0	0	2	0	0	0	0	8-2	2-2	4	4.24	22
May 02	at Western Illinois	0.1	0	0	0	2	0	0	0	0	1	0	0	0	0	5-7	2-2	4	4.18	13
May 14	OHIO STATE	1.2	4	2	2	1	0	0	0	0	0	1	0	1	0	11-10	2-2	4	4.62	41
May 16	OMAHA	0.0	1	2	2	1	0	0	0	0	1	0	0	0	0	9-8	2-2	4	5.33	10
May 27	vs Minnesota	1.0	1	0	0	0	0	0	0	0	0	0	0	0	0	7-5	2-2	5	5.13	10
May 28	vs Northwestern	0.2	1	1	1	1	0	0	0	0	0	0	0	0	0	13-4	2-2	5	5.33	14
Totals		1	27.0	30	16	16	22	24	5	2	1	5	0	4	1	165-116	2-2	5	5.33	-

### CAREER HIGHS

IP: 4.0 vs. AIR FORCE, 4/12/16

H: 6 vs. AIR FORCE, 4/12/16

R: 4 vs. AIR FORCE, 4/12/16

ER: 4, 2X, LAST vs. MICHIGAN, 4/23/16

SO: 6 vs. AIR FORCE, 4/12/16

BB: 3, 2X, LAST vs. PENN STATE, 4/28/17

### SEASON HIGHLIGHTS

- Went 2-2 with a 5.33 ERA in 22 appearances (one start)... had five saves -- tied for 13th in Big Ten
- Notched his fifth save of the season, getting the final three outs in Iowa's semifinal winner-take-all Big Ten Tournament victory over Minnesota (5/27)
- Notched his first career three-inning save, scattering three hits over three shutout innings at Nebraska (4/15)... earned his third save against Western Illinois (4/11)
- Earned his second win, tossing two shutout innings, scattering two hits and fanning one against UNLV (4/1)
- Recorded his second save in a game two victory over Purdue... notched his first career save, striking out the only batter he faced in series finale at Kansas State (3/19)
- Recorded his first win of the season, allowing two runs on one hit and fanning four over 2 1/3 innings against Northern Illinois (3/7)
- Made his first career weekend start at South Florida (2/19)


### CAREER STATS

YEAR	ERA	W-L	APP	GS	CG	SHO	SV	IP	H	R	ER	BB	SO
2016	3.00	2-1	13	2	0	0	0	27.0	26	10	9	14	19
2017	5.33	2-2	22	1	0	0	5	27.0	30	16	16	22	24
TOTALS	4.17	4-3	35	3	0	0	5	54.0	56	26	25	36	43



# 20 AUSTIN GUZZO

Jr. • C/IF • 6-2 • 203  
Brooklin, Ontario • All Saints Catholic HS



## 2017 GAME-BY-GAME STATS

#20 Guzzo, Austin - 32 games (All games)

Date	Opponent	Pos	AB	R	H	RBI	2B	3B	HR	BB	SB	CS	HBP	SAC	SF	GDP	K	PO	A	E	Avg	
Feb 17	at South Florida	*dh	2	0	0	0	0	0	0	1	0	0	0	0	0	0	0	0	0	0	.000	
Feb 18	at South Florida	*dh	4	0	0	0	0	0	0	0	0	0	0	0	0	0	3	0	0	0	.000	
Feb 19	at South Florida	ph	1	0	0	0	0	0	0	0	0	0	0	0	0	0	1	0	0	0	.000	
Feb 22	LORAS COLLEGE	*dh	2	1	1	1	0	0	0	1	0	0	0	0	0	0	1	0	0	0	.111	
Feb 24	vs Alabama State	*dh	5	1	1	3	0	0	1	0	0	0	0	0	0	0	2	0	0	0	.143	
Feb 25	vs Alabama State	*dh	2	0	0	0	0	0	0	1	1	0	0	0	0	0	1	0	0	0	.125	
Feb 26	vs Morehead State	*c	1	1	0	0	0	0	2	0	0	0	0	0	0	0	0	0	0	0	.118	
Mar 05	at Minnesota	*c	2	0	0	0	0	0	0	1	0	0	0	0	0	1	1	6	0	0	.105	
Mar 10	vs Villanova	ph	0	1	0	0	0	0	0	1	0	0	0	0	0	0	0	0	0	0	.105	
Mar 11	vs Bucknell	*c	1	0	0	0	0	0	0	0	0	0	0	0	0	0	0	0	0	0	.100	
Mar 18	at Kansas State	ph	1	0	0	0	0	0	0	0	0	0	0	0	0	0	0	0	0	0	.095	
Mar 22	BRADLEY	*dh	1	2	0	0	0	0	2	0	0	0	0	0	0	0	1	0	0	0	.091	
Mar 28	GRAND VIEW	*c	2	2	2	1	0	0	1	1	0	0	0	0	0	0	0	7	1	0	.167	
Apr 01	UNLV-1	ph	0	1	0	0	0	0	0	1	1	0	0	0	0	0	0	0	0	0	.167	
Apr 07	at Northwestern	*dh	3	1	1	0	0	0	0	1	0	0	1	0	0	0	1	0	0	0	.185	
Apr 08	at Northwestern	*dh	1	0	0	0	0	0	0	1	1	0	0	0	0	0	1	0	0	0	.179	
Apr 09	at Northwestern	ph	2	0	0	0	0	0	0	0	0	0	0	0	0	0	0	0	0	0	.167	
Apr 11	WESTERN ILLINOIS	*dh	3	1	2	1	0	0	0	0	0	0	0	0	0	0	0	0	0	0	.212	
Apr 14	at Nebraska	*dh	4	0	0	0	0	0	0	0	0	0	1	0	0	0	1	0	0	0	.189	
Apr 15	at Nebraska	*dh	5	0	1	1	0	0	0	0	0	0	0	0	0	0	1	0	0	0	.190	
Apr 16	at Nebraska	*dh	4	0	1	1	0	0	0	0	0	0	0	0	0	0	1	0	0	0	.196	
Apr 19	at Bradley	*dh	3	0	0	0	0	0	0	0	0	0	1	0	0	0	1	0	0	0	.184	
Apr 21	RUTGERS	*dh	4	2	3	0	0	0	0	0	0	1	0	0	0	0	0	0	0	0	.226	
Apr 22	RUTGERS	*dh	2	0	0	0	0	0	0	1	0	0	0	0	0	0	1	0	0	0	.218	
Apr 23	RUTGERS	*dh	1	0	0	0	0	0	0	0	0	0	0	0	0	0	0	0	0	0	.214	
Apr 25	MILWAUKEE	*c	3	0	1	0	0	0	0	1	0	0	0	0	0	0	0	12	0	0	.220	
Apr 28	PENN STATE-1	*dh	4	0	2	1	0	0	0	0	0	0	0	0	0	0	0	0	0	0	.238	
Apr 28	PENN STATE-2	*dh	3	1	1	1	0	0	0	0	0	0	0	0	0	0	1	0	0	0	.242	
Apr 29	PENN STATE	*c	3	0	0	0	0	0	0	0	0	0	0	0	0	0	2	3	1	0	.232	
May 06	at Michigan State	ph	1	0	0	0	0	0	0	0	0	0	0	0	0	0	1	0	0	0	.229	
May 27	vs Minnesota	ph	1	0	0	0	0	0	0	0	0	0	0	0	0	0	0	0	0	0	.225	
May 27	vs Minnesota	pr	0	0	0	0	0	0	0	0	0	0	0	0	0	0	0	0	0	0	.225	
Totals			22gs	71	14	16	10	1	0	2	15	3	1	1	2	0	1	21	30	2	0	.225

On base pct. .368 • Slugging pct. .324

### CAREER-HIGHS

AB: 5, 7X, LAST AT NEBRASKA, 4/15/17

H: 3, 4X, LAST VS. RUTGERS, 4/21/17

R: 5 vs. NORTHWESTERN COLLEGE, 3/8/16

2B: 2 vs. MARYLAND, 3/25/16

3B: 1 vs. AIB, 3/11/15

HR: 1, 5X, LAST VS. GRAND VIEW, 3/28/17

RBI: 3, 2X, LAST VS. ALABAMA STATE, 2/24/17

BB: 2, 7X, LAST VS. BRADLEY, 3/22/17

SB: 1, 4X, LAST AT NORTHWESTERN, 4/8/17

### SEASON HIGHLIGHTS

- Hit .225 with 14 runs and 10 RBIs... had two home runs... started 22 games -- 18 at DH and four as catcher
- Tied a career-high with three hits in game one against Rutgers (4/21), finishing 3-for-4 with two runs scored
- Finished 2-for-3 with a run and RBI in 4-1 win over Western Illinois (4/11)
- Posted his first multi-hit game of the season against Grand View, finishing 2-for-2 with two runs and an RBI... hit a solo home run in the game -- his second of the season
- Big Ten All-Tournament team honoree as a sophomore

### CAREER STATS

YEAR	AVG.	G-GS	AB	R	H	2B	3B	HR	RBIS	BB	HBP	SO	SB-A
2015	.217	26-15	60	7	13	3	1	0	7	5	1	15	1-1
2016	.264	43-30	106	18	28	4	0	3	25	20	1	36	0-2
2017	.225	32-22	71	14	16	1	0	2	10	15	1	21	3-4
TOTALS	.241	101-67	237	39	57	8	1	5	42	40	3	72	4-7

Instagram: [UIBaseball](#)




Twitter: [@UIBaseball](#)



Facebook: [iowabaseball](#)

# 23 KYLE CROWL

Fr. • IF • 6-2 • 195  
Council Bluffs, Iowa • Abraham Lincoln HS



## 2017 GAME-BY-GAME STATS

#23 Crowl, Kyle - 20 games (All games)

Date	Opponent	Pos	AB	R	H	RBI	2B	3B	HR	BB	SB	CS	HBP	SAC	SF	GDP	K	PO	A	E	Avg
Feb 17	at South Florida	ph	1	0	0	0	0	0	0	0	0	0	0	0	0	0	1	0	0	0	.000
Feb 18	at South Florida	*3b	4	1	1	2	0	0	1	0	0	0	0	0	0	0	1	0	1	0	.200
Feb 19	at South Florida	*3b	2	0	0	0	0	0	0	0	0	0	0	0	0	0	2	0	3	0	.143
Feb 22	LORAS COLLEGE	ph/3b	1	0	0	0	0	0	0	0	0	0	0	0	0	0	1	0	0	0	.125
Feb 25	vs Alabama State	*3b	3	0	0	0	0	0	0	0	0	0	0	0	0	0	1	0	2	0	.091
Mar 10	vs Villanova	ph/3b	2	0	0	0	0	0	0	0	0	0	0	0	0	0	1	0	0	0	.077
Mar 12	vs Lehigh-1	3b	1	0	0	1	0	0	0	1	0	0	0	0	0	0	0	0	0	0	.071
Mar 12	vs Lehigh-2	ph/3b	1	0	0	0	0	0	0	0	0	0	0	0	0	0	0	0	0	0	.067
Mar 17	at Kansas State	ph	1	0	0	0	0	0	0	0	0	0	0	0	0	0	0	0	0	0	.062
Mar 18	at Kansas State	*3b	3	0	0	0	0	0	0	0	0	0	0	0	0	0	0	0	1	0	.053
Mar 19	at Kansas State	*ss	4	0	0	0	0	0	0	0	0	0	1	0	0	0	2	4	3	1	.043
Mar 22	BRADLEY	ph/3b	2	0	0	0	0	0	0	0	0	0	0	0	0	0	1	0	0	0	.040
Mar 26	PURDUE	pr	0	0	0	0	0	0	0	0	0	0	0	0	0	0	0	0	0	0	.040
Apr 01	UNLV-2	*3b	2	0	0	0	0	0	0	0	0	0	0	0	0	0	1	0	1	0	.037
Apr 09	at Northwestern	3b	0	0	0	0	0	0	0	0	0	0	0	0	0	0	0	0	0	0	.037
Apr 23	RUTGERS	ph/3b	2	0	0	0	0	0	0	0	0	0	0	0	0	0	1	0	1	0	.034
Apr 25	MILWAUKEE	3b	1	0	0	0	0	0	0	0	0	0	0	0	0	0	1	0	1	0	.033
May 16	OMAHA	3b	2	0	1	1	1	0	0	0	0	0	1	0	0	0	0	0	0	1	.062
May 27	vs Minnesota	ph	0	0	0	0	0	0	1	1	0	0	0	0	0	0	0	0	0	0	.062
May 27	vs Minnesota	3b	1	0	0	0	0	0	1	0	1	0	0	0	0	0	0	0	1	0	.061
Totals		6gs	33	1	2	4	1	0	1	3	1	1	2	0	0	1	12	4	14	2	.061

On base pct. .184 • Slugging pct. .182

### CAREER-HIGHS

AB: 4, 2X, LAST AT KANSAS STATE, 3/19/17

H: 1, 2X, LAST VS. OMAHA, 5/16/17

R: 1 AT SOUTH FLORIDA, 2/18/17

2B: 1 VS. OMAHA, 5/16/17

3B: N/A

HR: 1 AT SOUTH FLORIDA, 2/18/17

RBI: 2 AT SOUTH FLORIDA, 2/18/17

BB: 1, 3X, LAST VS. MINNESOTA, 5/27/17

SB: N/A

### SEASON HIGHLIGHTS

- Played in 20 games with six starts (five at third base, one at shortstop)
- Hit a two-run home run for his first collegiate hit at South Florida (2/18)... had an RBI double against Omaha (5/16)

### CAREER STATS

YEAR	AVG.	G-GS	AB	R	H	2B	3B	HR	RBIS	BB	HBP	SO	SB-A
2017	.061	20-6	33	1	2	1	0	1	4	3	2	12	1-2
TOTALS	.061	20-6	33	1	2	1	0	1	4	3	2	12	1-2



# 26 ELIJAH WOOD

Jr. • LHP • 6-3 • 213

Washington, Iowa • Marshalltown CC • Washington HS



## 2017 GAME-BY-GAME STATS

#26 Wood, Elijah - 15 appearances (All games)

Date	Opponent	GS	IP	H	R	ER	BB	SO	2B	3B	HR	WP	BK	HBP	IBB	Score	W-L	Sv	ERA	NP
Mar 07	NORTHERN ILLINOIS		2.0	2	1	1	0	3	0	0	0	3	0	0	0	12-8	0-0	0	4.50	31
Mar 11	vs Bucknell		2.0	3	0	0	0	0	0	0	0	0	0	1	0	1-7	0-0	0	2.25	-
Mar 18	at Kansas State		2.0	2	2	1	1	0	1	0	0	0	0	1	0	4-5	0-0	0	3.00	36
Mar 22	BRADLEY		1.0	0	0	0	0	0	0	0	0	0	0	0	0	12-1	0-0	0	2.57	11
Mar 28	GRAND VIEW		3.0	3	0	0	0	3	1	0	0	0	0	0	0	6-5	0-0	0	1.80	45
Apr 01	UNLV-2		1.2	2	1	1	1	0	1	0	0	0	0	0	0	7-6	0-0	0	2.31	28
Apr 04	SOUTH DAKOTA STA		1.0	3	1	1	1	0	0	0	0	0	1	0	0	4-3	0-0	0	2.84	29
Apr 11	WESTERN ILLINOIS	*	3.0	2	0	0	1	2	0	1	0	0	0	0	0	4-1	0-0	0	2.30	48
Apr 16	at Nebraska		3.0	3	2	2	1	1	0	0	0	0	0	0	0	6-8	0-0	0	2.89	37
Apr 25	MILWAUKEE	*	2.0	4	2	2	0	2	1	0	1	0	0	0	0	4-3	0-0	0	3.48	31
Apr 29	PENN STATE	*	3.1	7	0	0	1	0	0	0	0	0	0	0	0	9-1	0-0	0	3.00	66
May 07	at Michigan State	*	3.2	4	1	1	1	1	1	0	0	0	0	0	0	9-4	0-0	0	2.93	62
May 14	OHIO STATE	*	2.0	7	6	6	2	2	1	0	1	0	0	0	0	11-10	0-0	0	4.55	57
May 19	at Illinois-2	*	7.1	10	3	3	0	3	1	0	1	0	1	0	0	8-3	1-0	0	4.38	111
May 27	vs Minnesota	*	2.1	7	5	5	1	3	1	0	0	0	0	0	0	3-9	1-1	0	5.26	66
Totals		7	39.1	59	24	23	10	20	8	1	3	3	2	2	0	100-74	1-1	0	5.26	-

### CAREER-HIGHS

IP: 7.1 at ILLINOIS, 5/19/17

H: 10 at ILLINOIS, 5/19/17

R: 6 vs. OHIO STATE, 5/14/17

ER: 6 vs. OHIO STATE, 5/14/17

SO: 3, 4X, LAST vs. MINNESOTA, 5/27/17

BB: 2 vs. OHIO STATE, 5/14/17

## SEASON HIGHLIGHTS

- Went 1-1 with a 5.26 ERA in 15 appearances (seven starts)... had 20 strikeouts over 39 1/3 innings
- Started game three at the Big Ten Tournament, allowed five runs on seven hits over 2 1/3 innings
- Notched his first career win, logging a career-long 7 1/3 innings, while allowing three runs on 10 hits at Illinois (5/19)... it was his first career quality start... had three strikeouts without issuing a walk... gave up three first inning runs, then didn't allow a run over the next 6 1/3 innings
- Went 3 2/3 innings at Michigan State, allowing one run on four hits... made his first career weekend start against Penn State (4/29)... went 3 1/3 innings, allowing seven hits, but zero runs
- Made his first career start against Western Illinois on April 11, scattering two hits over three shutout innings
- Junior-college transfer after playing two seasons at Marshalltown Community College

## CAREER STATS

YEAR	ERA	W-L	APP	GS	CG	SHO	SV	IP	H	R	ER	BB	SO
2017	5.26	1-1	15	7	0	0	0	39.1	59	24	23	10	20
TOTALS	5.26	1-1	15	7	0	0	0	39.1	59	24	23	10	20





# 28 CHRIS WHELAN

RS So. • IF/OF • 6-1 • 196  
Naperville, Ill. • Parkland College • Benet



## 2017 GAME-BY-GAME STATS

#28 Whelan, Chris - 57 games (All games)

Date	Opponent	Pos	AB	R	H	RBI	2B	3B	HR	BB	SB	CS	HBP	SAC	SF	GDP	K	PO	A	E	Avg
Feb 17	at South Florida	*of	4	1	1	0	1	0	0	0	0	0	0	0	0	0	2	2	0	0	.250
Feb 18	at South Florida	*of	3	1	1	0	1	0	0	1	1	0	0	0	0	0	2	2	0	0	.286
Feb 19	at South Florida	*of	3	0	0	0	0	0	0	0	0	0	0	0	0	1	1	2	1	0	.200
Feb 22	LORAS COLLEGE	*of	1	0	0	0	0	0	0	1	0	0	1	0	0	0	0	0	0	0	.182
Feb 24	vs Alabama State	*of	2	1	1	0	1	0	2	0	0	0	0	0	0	0	0	0	0	0	.231
Feb 25	vs Alabama State	*of	4	0	0	0	0	0	0	0	0	0	0	0	0	0	1	1	0	0	.176
Feb 26	vs Morehead State	*of	4	1	3	2	0	0	1	1	0	0	0	0	0	0	0	2	0	0	.286
Mar 03	vs Hawaii	*of	5	2	3	2	0	0	1	0	1	0	0	0	0	0	1	1	0	1	.346
Mar 04	vs Oral Roberts	*of	4	1	2	0	0	0	0	1	0	0	0	0	0	0	1	0	0	0	.367
Mar 05	at Minnesota	*of	3	1	1	0	0	0	1	0	0	0	0	0	0	0	1	5	0	0	.364
Mar 07	NORTHERN ILLINOIS	*of	6	2	3	2	0	0	0	0	0	0	0	0	0	0	1	1	0	0	.385
Mar 10	vs Villanova	*of/2b	2	0	0	0	0	0	2	0	0	0	0	0	0	0	0	0	1	0	.366
Mar 11	vs Bucknell	*of	4	0	1	0	0	0	0	0	0	0	1	0	0	0	1	2	0	0	.356
Mar 12	vs Lehigh-1	*of	2	0	1	1	0	0	0	0	0	0	0	0	1	0	0	0	0	0	.362
Mar 12	vs Lehigh-2	*of	4	1	2	0	0	0	0	0	0	0	0	0	0	0	0	0	0	0	.373
Mar 17	at Kansas State	*of	4	0	0	0	0	0	0	0	0	0	0	0	0	0	2	0	0	0	.345
Mar 18	at Kansas State	*of	2	1	0	0	0	0	2	0	0	0	0	0	0	0	0	3	0	0	.333
Mar 19	at Kansas State	*of	3	2	0	0	0	0	0	0	0	0	1	0	0	0	0	0	0	0	.317
Mar 22	BRADLEY	*of/2b	3	2	2	0	0	0	0	1	0	0	1	0	0	0	0	1	0	1	.333
Mar 24	PURDUE	*of	3	0	0	0	0	0	1	1	0	0	0	0	0	0	1	0	0	0	.318
Mar 25	PURDUE	*of	4	0	2	0	1	0	0	0	0	0	0	0	0	0	0	0	0	0	.329
Mar 26	PURDUE	*2b/of	3	1	2	0	1	0	0	0	0	1	0	1	0	0	1	2	0	0	.342
Mar 28	GRAND VIEW	*2b	4	0	1	0	0	0	0	0	0	0	0	0	0	0	0	3	3	1	.338
Mar 31	UNLV	*of	4	0	0	1	0	0	0	0	0	0	0	0	0	0	1	1	0	0	.321
Apr 01	UNLV-1	*of	4	0	1	1	0	0	0	1	0	0	0	0	0	0	0	3	0	0	.318
Apr 01	UNLV-2	*of	4	1	2	0	1	0	0	1	0	0	0	0	0	1	0	2	0	0	.326
Apr 04	SOUTH DAKOTA STA	*of	2	1	0	0	0	0	2	0	0	0	0	0	0	0	1	1	0	0	.319
Apr 07	at Northwestern	*of	3	1	0	1	0	0	0	1	0	0	0	0	0	0	3	1	0	0	.309
Apr 08	at Northwestern	*of	5	0	2	0	1	0	0	0	0	0	0	0	0	0	0	1	0	0	.313
Apr 09	at Northwestern	*of	4	0	1	1	0	0	0	1	0	0	0	0	0	0	0	0	0	0	.311
Apr 11	WESTERN ILLINOIS	*of	2	0	0	0	0	0	0	1	0	2	0	0	0	0	1	0	0	0	.305
Apr 14	at Nebraska	*of	5	1	2	2	0	0	1	0	0	0	0	0	0	0	1	3	0	0	.309
Apr 15	at Nebraska	*of	4	1	2	0	0	0	0	1	0	0	0	0	0	0	0	0	0	0	.316
Apr 16	at Nebraska	*of	5	1	1	1	0	0	0	0	0	0	0	0	0	0	2	1	0	0	.311
Apr 19	at Bradley	*of	4	0	1	0	0	0	0	1	0	0	0	0	0	0	1	0	0	0	.309
Apr 21	RUTGERS	*of	4	0	2	0	0	0	0	0	0	1	0	0	0	0	1	1	0	0	.315
Apr 22	RUTGERS	*of	4	2	2	3	0	0	2	1	0	0	0	0	0	0	0	2	0	0	.321
Apr 23	RUTGERS	*of	4	1	2	0	0	0	0	0	0	0	0	0	0	0	0	1	0	0	.326
Apr 28	PENN STATE-1	*of	3	0	0	0	0	0	0	0	0	0	0	0	0	0	0	0	1	1	.319
May 05	at Michigan State	*of/of	3	0	0	0	0	0	0	1	0	0	0	0	0	0	1	3	0	0	.312
May 06	at Michigan State	*of	4	0	0	0	0	0	0	0	0	0	0	0	0	0	1	1	0	0	.303
May 07	at Michigan State	*of	4	1	2	0	0	0	0	0	0	1	1	0	0	0	1	2	0	0	.309
May 12	OHIO STATE	*of	5	0	3	0	0	0	0	0	0	0	0	0	0	0	0	1	0	0	.318
May 13	OHIO STATE	*of	5	1	1	0	0	0	0	0	0	0	0	0	0	0	1	2	0	0	.314
May 14	OHIO STATE	*of	5	2	3	0	1	0	0	0	0	0	0	0	0	0	1	1	0	0	.323
May 16	OMAHA	*dh	5	2	3	2	1	0	1	0	0	0	1	0	0	0	1	0	0	0	.331
May 18	at Illinois	*of	4	0	0	0	0	0	0	1	0	0	0	0	0	0	1	1	0	0	.324
May 19	at Illinois-1	*of	1	0	0	0	0	0	0	2	0	0	1	0	0	0	1	0	0	0	.322
May 19	at Illinois-2	*of	2	1	0	1	0	0	0	2	0	0	1	0	0	0	1	1	0	0	.318
May 25	vs Maryland	*of	4	1	3	1	1	0	1	0	0	0	1	0	0	0	0	2	0	0	.328
May 26	vs Nebraska	*of	3	2	2	1	0	0	1	1	0	0	0	0	0	0	1	4	0	0	.333
May 27	vs Minnesota	*of	3	1	0	0	0	0	0	0	0	0	2	0	0	0	3	2	0	0	.328
May 27	vs Minnesota	*of	3	0	1	1	1	0	0	2	0	0	1	1	0	0	1	8	0	0	.328
May 28	vs Northwestern	*of	5	0	0	0	0	0	0	0	0	0	0	0	0	0	1	1	0	0	.320
June 2	at Houston	*of	5	0	2	1	0	0	0	0	1	0	0	0	0	0	0	2	0	0	.322
June 3	vs Texas A&M	*of	5	0	0	0	0	0	0	0	0	0	0	0	0	0	2	1	1	0	.314
Jun 4	at Houston	*of	3	0	0	1	0	0	0	1	0	0	1	0	0	0	0	1	0	0	.309
Totals			57gs	207	37	64	25	11	0	7	32	6	3	15	3	1	3	40	78	9	.309

On base pct. .435 • Slugging pct. .464

**CAREER HIGHS**

AB: 6 vs. NORTHERN ILLINOIS, 3/17/17  
 H: 3, 7X, LAST vs. MARYLAND, 5/25/17  
 R: 2, 8X, LAST vs. NEBRASKA, 5/26/17  
 2B: 1, 11X, LAST vs. MINNESOTA, 5/27/17  
 3B: N/A  
 HR: 2 vs. RUTGERS, 4/22/17  
 RBIs: 3 vs. RUTGERS, 4/22/17  
 BB: 2, 7X, LAST vs. MINNESOTA, 5/27/17  
 SB: 1, 6X, LAST AT HOUSTON, 6/2/17

## SEASON HIGHLIGHTS

- Big Ten Tournament Most Outstanding Player and Big Ten All-Tournament team selection... hit .333 (6-of-18) with two doubles, two home runs, four runs, and three RBIs in five games... went 3-for-4 with a double and home run against Maryland (5/25) and 2-for-3 with a solo home run against Nebraska (5/26)... had 17 putouts in left field at the tourney
- Hit .309 with 37 runs and 25 RBIs... had 11 doubles and seven home runs... started 57 games -- 54 in left field, two at second base, and one as the DH
- Second in the Big Ten with a .435 on-base percentage, tied for fifth in hit by pitches (15), and tied for eighth in walks (32)
- Has 22 multi-hit (15 two-hit, seven three-hit) contests... is 6-for-9 in steal attempts
- Missed four games from April 23-May 2 after suffering a wrist/elbow injury after making a diving catch in series finale against Rutgers
- Went 3-for-5 with two RBIs and two runs scored against Omaha (5/16) with a double and home run -- a lead off solo shot... it was his fifth blast of the year... had the game-tying RBI single in the bottom of the ninth inning... posted two three-hit games during Ohio State series... went 3-for-5 with two runs scored and a double in series finale
- Had three straight multi-hit games against Rutgers... went 2-for-4 with two runs and three RBIs in game two... hit two home runs -- a solo home run and a two-run shot in the bottom of the ninth... had two multi-hit games at Nebraska... finished 2-for-5 with a two-run home run in the 7-6 series-opening victory
- Had the game-winning RBI single in the bottom of the ninth inning to give Iowa a 7-6 walk-off victory over UNLV (3/31)
- Shared the DQ Classic batting title after hitting .500 (6-of-12) in three games... went 3-for-5 with two RBIs and two runs against Hawai'i (3/3) and 2-for-4 against Oral Roberts (3/4)
- Started his career at Bradley (2015) before playing at Parkland College in 2016

## CAREER STATS

YEAR	AVG.	G-GS	AB	R	H	2B	3B	HR	RBIS	BB	HBP	SO	SB-A
2017	.309	57-57	207	37	64	11	0	7	25	32	15	40	6-7
TOTALS	.309	57-57	207	37	64	11	0	7	25	32	15	40	6-7



# 29 SAMMY LIZARRAGA

So. • RHP • 6-6 • 248  
Cedar Rapids, Iowa • Cedar Rapids Kennedy HS



## 2017 GAME-BY-GAME STATS

#29 Lizarraga, Sammy - 11 appearances (All games)

Date	Opponent	GS	IP	H	R	ER	BB	SO	2B	3B	HR	WP	BK	HBP	IBB	Score	W-L	Sv	ERA	NP
Feb 22	LORAS COLLEGE		1.0	2	1	1	1	1	1	0	0	0	0	0	0	8-1	0-0	0	9.00	24
Feb 26	vs Morehead State		1.0	2	2	1	1	1	1	0	0	1	0	0	0	14-7	0-0	0	9.00	26
Mar 12	vs Lehigh-1		3.0	5	2	2	0	5	0	0	0	1	0	0	0	15-7	0-0	0	7.20	48
Mar 19	at Kansas State		0.1	1	2	2	2	1	0	0	1	0	0	0	0	12-11	0-0	0	10.12	18
Apr 19	at Bradley		2.0	2	0	0	0	2	0	0	0	0	0	0	0	4-6	0-0	0	7.36	34
Apr 23	RUTGERS		3.0	3	0	0	0	1	1	0	0	0	0	0	0	5-13	0-0	0	5.23	27
Apr 25	MILWAUKEE		1.0	1	0	0	1	0	0	0	0	0	0	0	0	4-3	0-0	0	4.76	21
May 02	at Western Illinois		1.0	2	1	1	0	0	0	0	0	0	0	2	0	5-7	0-0	0	5.11	22
May 13	OHIO STATE		2.0	3	1	1	0	0	1	0	0	0	0	0	0	7-12	0-0	0	5.02	25
May 19	at Illinois-1		0.2	3	2	2	1	1	2	0	0	0	0	0	0	8-12	0-0	0	6.00	17
May 27	vs Minnesota		4.0	5	0	0	0	4	0	0	0	0	0	0	0	3-9	0-0	0	4.74	62
Totals		0	19.0	29	11	10	6	16	6	0	1	2	0	2	0	85-88	0-0	0	4.74	-

### CAREER-HIGHS

IP: 4.0 vs. MINNESOTA, 5/27/17  
H: 5, 2X, LAST vs. MINNESOTA, 5/27/17  
R: 2, 4X, LAST AT ILLINOIS, 5/19/17  
ER: 2, 3X, LAST AT ILLINOIS, 5/19/17  
SO: 5 vs. LEHIGH, 3/12/17  
BB: 2, 2X, LAST AT KANSAS STATE, 3/19/17

### SEASON HIGHLIGHTS

- Went 0-0 with a 4.74 ERA in 11 appearances... had 16 strikeouts in 19 innings
- Logged a career-best four innings in the Big Ten Tournament against Minnesota... scattered five hits, fanned four, and didn't allow a run
- Scattered three hits in three shutout innings against Rutgers
- Tossed a career-high three innings, allowing two runs on five hits against Lehigh (3/12)... had a career-high five strikeouts without issuing a walk
- Went 1-0 with a 0.79 ERA as a freshman before missing the final month because of injury.

### CAREER STATS

YEAR	ERA	W-L	APP	GS	CG	SHO	SV	IP	H	R	ER	BB	SO
2016	0.79	1-0	8	0	0	0	0	11.1	6	1	1	3	12
2017	4.74	0-0	11	0	0	0	0	19.0	29	11	10	6	16
TOTALS	3.26	1-0	19	0	0	0	0	30.1	35	12	11	9	28



# 30 NICK GALLAGHER

Jr. • RHP • 6-3 • 205  
Iowa City, Iowa • Iowa City West HS



## 2017 GAME-BY-GAME STATS

#30 Gallagher, Nick - 16 appearances (All games)

Date	Opponent	GS	IP	H	R	ER	BB	SO	2B	3B	HR	WP	BK	HBP	IBB	Score	W-L	Sv	ERA	NP
Feb 17	at South Florida	*	7.0	5	1	1	1	4	0	0	0	0	0	0	0	4-9	0-0	0	1.29	82
Feb 24	vs Alabama State	*	7.0	7	2	2	2	7	1	0	0	0	0	0	0	9-2	1-0	0	1.93	103
Mar 03	vs Hawaii	*	8.0	7	3	3	0	8	0	0	1	0	0	0	0	7-6	2-0	0	2.45	107
Mar 10	vs Villanova	*	5.0	8	5	5	1	7	1	0	2	0	0	1	0	1-10	2-1	0	3.67	83
Mar 24	PURDUE	*	5.0	5	0	0	2	4	1	0	0	0	0	0	0	0-2	2-1	0	3.09	75
Mar 31	UNLV	*	7.0	3	0	0	0	6	0	0	0	0	0	0	0	3-0	3-1	0	2.54	97
Apr 07	at Northwestern	*	7.0	3	0	0	2	5	1	0	0	0	0	0	0	14-2	4-1	0	2.15	101
Apr 14	at Nebraska	*	3.1	4	5	3	5	2	1	0	0	2	0	0	0	7-6	4-1	0	2.55	79
Apr 21	RUTGERS	*	6.0	5	2	2	4	4	0	0	0	0	0	0	0	8-3	5-1	0	2.60	113
Apr 28	PENN STATE-1	*	8.0	3	2	1	0	10	0	1	0	1	0	0	0	4-2	6-1	0	2.42	108
May 05	at Michigan State	*	7.0	9	1	1	1	6	3	0	0	0	0	0	0	3-2	6-1	0	2.30	118
May 12	OHIO STATE	*	7.0	10	2	2	1	9	0	0	1	0	0	1	0	9-5	7-1	0	2.33	111
May 18	at Illinois	*	6.0	7	5	4	2	5	2	0	4	0	0	0	0	6-5	8-1	0	2.59	99
May 25	vs Maryland	*	6.0	14	8	8	0	5	2	0	3	0	0	0	0	9-8	8-1	0	3.22	97
May 28	vs Northwestern	*	1.0	0	2	2	2	1	0	0	0	0	0	0	0	13-4	8-1	0	3.39	18
June 3	vs Texas A&M	*	5.1	6	3	3	2	4	0	0	1	1	0	0	0	2-3	8-2	0	3.48	92
Totals			15	95.2	96	41	37	25	87	12	1	12	4	0	2	99-69	8-2	0	3.48	-

### CAREER HIGHS

IP: 8.0, 2X LAST VS. PENN STATE, 4/28/17

H: 14 vs. MARYLAND, 5/25/17

R: 8 vs. MARYLAND, 5/25/17

ER: 8 vs. MARYLAND, 5/25/17

SO: 10 vs. PENN STATE, 4/21/17

BB: 5 AT NEBRASKA, 4/14/17

## SEASON HIGHLIGHTS

- Selected in the 16th round of the Major League Baseball First-Year Player Draft by the Cleveland Indians... was the 492nd pick overall
- Second-team All-Big Ten selection as a starting pitcher... Iowa's Friday night starter... 90-93 fastball... excellent slider and change-up
- Went 8-2 with a 3.48 ERA... eight wins were tied for the Big Ten lead... tied for second in innings (95.2), tied for fifth in strikeouts (87), eighth in strikeouts looking (25), and 12th in ERA (3.48)... went 5-0 with a 2.37 ERA in Big Ten play... recorded a quality start in five of eight league starts
- Had nine quality starts and pitched at least seven innings in eight starts
- Was named the Big Ten Pitcher of the Week on May 1 after tossing eight innings in a 4-2 victory over Penn State (4/28)... scattered three hits and allowed one earned run to win his sixth game... struck out eight of the first 10 batters and finished with a career-high 10 strikeouts... first Hawkeye since 2014 to strike out 10 or more batters in a game
- Recorded his eighth win at Illinois (5/18), allowing five runs (four earned) on six hits over six innings with the wind blowing out at Illinois Field... notched his seventh win, allowing two runs on 10 hits over seven innings against Ohio State (5/12)... had nine strikeouts to one walk -- his fifth game with seven or more strikeouts... had his eighth quality start in a no-decision at Michigan State... allowed nine hits and one run over seven innings... fanned six, while issuing one walk
- Won his fifth game, allowing two runs on five hits over six innings against Rutgers (4/21)... posted his second straight and fourth victory overall, scattering three hits and fanning five over seven innings at Northwestern (4/7)... earned his third victory, throwing seven shutout innings, scattering three hits and fanning six against UNLV (3/31)... retired 15 straight batters from the second to the seventh inning
- Missed start at Kansas State (3/18) with arm discomfort
- Logged a career-high eight innings, allowing three runs on seven hits in a win over Hawai'i... struck out eight without issuing a walk... went seven innings, allowing two runs on seven hits and fanned seven in a win over Alabama State (2/24)... notched a quality start in his first career Friday start at South Florida (2/17).
- Named to the Big Ten preseason honors list
- Voted to have the best breaking ball in the Big Ten by Baseball America... rated as the 13th-best draft prospect in the Big Ten by Perfect Game and 15th-best by Baseball America

## CAREER STATS

YEAR	ERA	W-L	APP	GS	CG	SHO	SV	IP	H	R	ER	BB	SO
2015	2.18	0-0	9	5	0	0	0	20.2	15	5	5	7	17
2016	2.57	8-3	14	4	0	0	0	63.0	49	20	18	22	59
2017	3.48	8-2	16	15	0	0	0	95.2	96	41	37	25	87
TOTALS	3.01	16-5	39	24	0	0	0	179.1	160	66	60	54	163

Instagram: [UIBaseball](#)



Twitter: [@UIBaseball](#)



Facebook: [iowabaseball](#)

# 32 SAM NORMAN

Sr. • LHP • 6-5 • 223  
Des Moines, Iowa • Creighton • Roosevelt HS



## 2017 GAME-BY-GAME STATS

#32 Norman, Sam - 4 appearances (All games)

Date	Opponent	GS	IP	H	R	ER	BB	SO	2B	3B	HR	WP	BK	HBP	IBB	Score	W-L	Sv	ERA	NP
Mar 10	vs Villanova		2.0	2	3	0	0	3	1	0	0	0	0	0	0	1-10	0-0	0	0.00	40
Mar 17	at Kansas State		0.1	0	0	0	1	0	0	0	0	1	0	0	0	0-3	0-0	0	0.00	5
Mar 22	BRADLEY		0.1	1	0	0	0	0	0	0	0	0	0	0	0	12-1	0-0	0	0.00	12
May 16	OMAHA		1.0	0	0	0	1	1	0	0	0	1	0	1	0	9-8	0-0	0	0.00	13
Totals		0	3.2	3	3	0	2	4	1	0	0	2	0	1	0	22-22	0-0	0	0.00	-

### CAREER-HIGHS

IP: 2.0 vs. VILLANOVA, 3/10/17

H: 2 vs. VILLANOVA, 3/10/17

R: 3 vs. VILLANOVA, 3/10/17

ER: N/A

SO: 3 vs. VILLANOVA

BB: 1, 2X, LAST vs. OMAHA, 5/16/17

## SEASON HIGHLIGHTS

- Graduate transfer from Creighton University... went 2-0 with a 2.25 ERA in 23 career appearances
- Older brother of freshman Ben Norman

## CAREER STATS

YEAR	ERA	W-L	APP	GS	CG	SHO	SV	IP	H	R	ER	BB	SO
2017	0.00	0-0	4	0	0	0	0	3.2	3	3	0	2	4
TOTALS	0.00	0-0	4	0	0	0	0	3.2	3	3	0	2	4








# 41 RYAN ERICKSON

Sr. • LHP • 6-3 • 200

Mason City, Iowa • Johnson County CC • Mason City HS



## 2017 GAME-BY-GAME STATS

#41 Erickson, Ryan - 16 appearances (All games)

Date	Opponent	GS	IP	H	R	ER	BB	SO	2B	3B	HR	WP	BK	HBP	IBB	Score	W-L	Sv	ERA	NP
Feb 19	at South Florida		2.0	4	1	1	3	3	0	0	1	0	1	0	0	0-6	0-0	0	4.50	55
Feb 24	vs Alabama State		2.0	1	0	0	1	1	0	0	0	0	0	0	0	9-2	0-0	0	2.25	27
Mar 04	vs Oral Roberts		3.0	1	1	1	0	3	0	0	1	0	0	0	0	7-5	0-0	1	2.57	31
Mar 11	vs Bucknell		0.0	3	2	2	0	0	1	1	0	0	0	0	0	1-7	0-0	1	5.14	-
Mar 17	at Kansas State	*	5.2	7	2	2	1	4	1	0	0	4	0	0	0	0-3	0-1	1	4.26	86
Mar 25	PURDUE	*	4.2	6	1	1	0	3	2	0	0	0	0	1	0	5-1	0-1	1	3.63	77
Apr 01	UNLV-1	*	6.2	5	3	1	4	4	1	0	1	0	0	0	0	6-5	0-1	1	3.00	91
Apr 08	at Northwestern	*	3.0	3	5	3	2	1	1	0	0	0	0	0	0	5-7	0-1	1	3.67	56
Apr 15	at Nebraska	*	6.0	6	3	2	5	0	0	0	0	0	1	0	1	5-3	1-1	1	3.55	100
Apr 22	RUTGERS	*	6.0	6	4	1	2	3	3	0	0	0	0	0	0	3-5	1-2	1	3.23	97
Apr 28	PENN STATE-2	*	7.1	4	1	1	3	5	0	0	0	0	0	0	0	8-2	2-2	1	2.91	108
May 06	at Michigan State	*	7.0	5	1	1	3	3	0	1	0	0	0	0	0	1-2	2-2	1	2.70	84
May 13	OHIO STATE	*	4.0	7	5	5	2	3	2	0	0	1	0	1	0	7-12	2-3	1	3.30	90
May 19	at Illinois-1	*	5.0	6	2	2	3	3	0	0	0	0	0	0	0	8-12	2-3	1	3.32	87
May 26	vs Nebraska	*	7.2	10	0	0	2	6	0	0	0	0	0	0	0	2-0	3-3	1	2.96	117
June 2	at Houston	*	5.0	4	3	2	4	1	1	0	0	1	0	1	0	6-3	4-3	1	3.00	90
Totals		12	75.0	78	34	25	32	48	12	2	3	6	2	3	1	73-75	4-3	1	3.00	-

### CAREER-HIGHS

IP: 7.2 vs. NEBRASKA, 5/26/17

H: 10 vs. NEBRASKA, 5/26/17

R: 7 vs. MICHIGAN STATE, 4/23/16

ER: 5, 2X, LAST vs. OHIO STATE, 5/13/17

SO: 6 vs. NEBRASKA, 5/26/17

BB: 4, 3X, LAST AT HOUSTON, 6/2/17

## SEASON HIGHLIGHTS

- Selected in the 30th round of the Major League Baseball First-Year Player Draft by the Chicago White Sox... was the 897th pick overall
- Named to Big Ten All-Tournament team... tossed 7 1/3 shutout innings, allowing 10 hits and fanning a career-high six in a quarterfinal victory over Nebraska (5/26)... it was his third victory of the season
- Iowa's Saturday starter... went 4-3 with a 3.00 ERA over 75 innings... had 48 strikeouts to 32 walks and one save... had four quality starts
- Ranked sixth in the Big Ten in ERA (3.00)... went 2-2 with a 3.33 ERA in Big Ten action... ERA was 11th-best in league games
- Went 4-3 with a 2.78 ERA over 12 starts... allowed 30 runs (21 earned) over 68 innings with 41 strikeouts
- Earned the start in the NCAA Regional opener against No. 15 Houston (6/2)... logged his fourth win, allowing three runs (two earned) on four hits over five innings
- Recorded his second straight and third quality start of the season at Michigan State, allowing one run on five hits over seven innings... notched his second win of the season, going a career-long 7 1/3 innings against Penn State (4/28)... allowed one run on four hits and tied a career-high with five strikeouts
- Earned his first career victory as a starter at Nebraska... notched a quality start, going six innings, allowing three runs (two earned) on six hits... fanned five
- Went a career-long 6 2/3 innings against UNLV (4/1), allowing three runs (one earned) on five hits in a no-decision

## CAREER STATS

YEAR	ERA	W-L	APP	GS	CG	SHO	SV	IP	H	R	ER	BB	SO
2015	2.79	4-1	18	0	0	0	1	42.0	47	18	13	20	27
2016	3.00	0-1	7	3	0	0	1	24.0	27	10	8	9	18
2017	3.00	4-3	16	12	0	0	1	75.0	78	34	25	32	48
TOTALS	3.28	10-5	50	15	0	0	2	164.2	172	85	60	76	100

Instagram: [UIBaseball](#)



Twitter: [@UIBaseball](#)



Facebook: [iowabaseball](#)

# 42 DRAKE ROBISON

Sr. • RHP • 6-1 • 165  
Machesney Park, Ill. • Ole Miss • Harlem HS



## 2017 GAME-BY-GAME STATS

#42 Robison, Drake - 20 appearances (All games)

Date	Opponent	GS	IP	H	R	ER	BB	SO	2B	3B	HR	WP	BK	HBP	IBB	Score	W-L	Sv	ERA	NP	
Feb 19	at South Florida		4.0	2	1	1	1	5	0	0	0	0	0	0	0	0-6	0-0	0	2.25	58	
Feb 26	vs Morehead State	*	4.0	7	3	3	2	3	2	1	0	0	0	1	0	14-7	0-0	0	4.50	86	
Mar 05	at Minnesota	*	3.2	5	4	4	4	3	1	0	1	1	0	0	0	3-6	0-1	0	6.17	75	
Mar 12	vs Lehigh-1	*	6.0	6	5	5	0	9	1	0	1	1	0	0	0	15-7	1-1	0	6.62	94	
Mar 19	at Kansas State	*	5.0	8	4	4	0	5	2	0	1	0	0	0	0	12-11	1-1	0	6.75	64	
Mar 24	PURDUE		1.0	2	2	2	1	2	1	1	0	0	0	0	0	0-2	1-2	0	7.23	21	
Mar 26	PURDUE		2.1	4	1	1	1	1	1	0	0	0	0	0	0	7-2	1-2	0	6.92	40	
Apr 01	UNLV-2		0.2	2	0	0	1	1	1	0	0	0	0	0	0	7-6	1-2	0	6.75	26	
Apr 04	SOUTH DAKOTA STA	*	2.0	0	1	1	3	1	0	0	0	1	0	1	0	4-3	1-2	0	6.59	33	
Apr 09	at Northwestern		1.0	1	0	0	0	0	0	0	0	0	0	0	0	5-6	1-2	0	6.37	7	
Apr 11	WESTERN ILLINOIS		3.0	4	0	0	0	3	0	0	0	0	0	0	0	4-1	2-2	0	5.79	43	
Apr 19	at Bradley	*	4.0	4	1	1	2	3	2	0	0	1	0	0	0	4-6	2-2	0	5.40	66	
Apr 23	RUTGERS		1.0	4	4	4	1	0	1	0	1	0	0	0	0	5-13	2-2	0	6.21	32	
Apr 25	MILWAUKEE		2.0	0	0	0	0	4	0	0	0	0	0	0	0	4-3	3-2	0	5.90	30	
Apr 29	PENN STATE		3.1	3	1	1	2	2	0	0	0	1	0	0	0	9-1	3-2	0	5.65	55	
May 02	at Western Illinois		2.0	3	4	4	3	2	0	0	0	1	0	0	0	5-7	3-2	0	6.20	44	
May 13	OHIO STATE		1.0	3	2	2	2	2	0	0	0	0	0	0	0	7-12	3-2	0	6.46	37	
May 16	OMAHA	*	1.0	3	2	2	2	2	0	0	0	0	0	0	0	9-8	3-2	0	6.70	35	
May 28	vs Northwestern	*	7.0	4	1	1	3	6	2	0	0	1	0	0	0	13-4	4-2	0	6.00	100	
Jun 4	at Houston	*	5.0	6	4	4	1	4	3	0	0	0	0	0	0	5-7	4-2	0	6.10	85	
Totals			9	59.0	71	40	40	29	58	17	2	4	7	0	2	0	132-118	4-2	0	6.10	-

### CAREER HIGHS

- IP: 7.0 vs. NORTHWESTERN, 5/28/17
- H: 8 at KANSAS STATE, 3/19/17
- R: 5 vs. LEHIGH, 3/12/17
- ER: 5 vs. LEHIGH, 3/12/17
- SO: 9 vs. LEHIGH, 3/12/17
- BB: 4 at MINNESOTA, 3/5/17

### SEASON HIGHLIGHTS

- Went 4-2 with a 6.10 ERA in 20 appearances, including nine starts... had 58 strikeouts in 59 innings
- Earned his fourth victory of the season in the biggest start of his career... logged seven innings, allowing one run on four hits in the Big Ten Tournament title game against Northwestern (5/28)... had six strikeouts to three walks in the outing
- Picked up his third win, tossing two perfect innings against Milwaukee (4/25)... struck out four batters
- Earned his second win, allowing four hits over three shutout innings against Western Illinois... struck out three
- Notched his first career victory against Lehigh (3/12), allowing five runs on six hits and fanning a career-high nine without issuing a walk
- Made his first career weekend start against Morehead State (2/26), allowing three runs on seven hits in four innings in a no-decision
- First season back after sitting out due to NCAA transfer regulations... spent 2015 season at Ole Miss following a two-year stint at Iowa Western CC.

### CAREER STATS

YEAR	ERA	W-L	APP	GS	CG	SHO	SV	IP	H	R	ER	BB	SO
2017	6.10	4-2	20	9	0	0	0	59.0	71	40	40	29	58
TOTALS	6.10	4-2	20	9	0	0	0	59.0	71	40	40	29	58



# 43 GRANT LEONARD

Fr. • RHP • 5-11 • 166  
Mokena, Ill • Lincoln Way HS



## 2017 GAME-BY-GAME STATS

#43 Leonard, Grant - 2 appearances (All games)

Date	Opponent	GS	IP	H	R	ER	BB	SO	2B	3B	HR	WP	BK	HBP	IBB	Score	W-L	Sv	ERA	NP
Mar 10	vs Villanova		1.0	2	1	1	1	0	0	1	0	0	0	0	0	1-10	0-0	0	9.00	21
Apr 25	MILWAUKEE		1.0	1	0	0	0	0	1	0	0	0	0	0	0	4-3	0-0	0	4.50	11
Totals		0	2.0	3	1	1	1	0	1	1	0	0	0	0	0	5-13	0-0	0	4.50	-

### CAREER-HIGHS

IP: 1.0, 2X, LAST vs. MILWAUKEE, 4/25/17  
 H: 2 vs. VILLANOVA, 3/10/17  
 R: 1 vs. VILLANOVA, 3/10/17  
 ER: 1 vs. VILLANOVA, 3/10/17  
 SO: N/A  
 BB: 1 vs. VILLANOVA, 3/10/17

## SEASON HIGHLIGHTS

- Made two appearances in 2017
- Joined team as a walk-on

## CAREER STATS

YEAR	ERA	W-L	APP	GS	CG	SHO	SV	IP	H	R	ER	BB	SO
2017	4.50	0-0	2	0	0	0	0	2.0	3	1	1	1	0
TOTALS	4.50	0-0	2	0	0	0	0	2.0	3	1	1	1	0








# 45 KYLE SHIMP

RS Fr. • LHP • 6-7 • 220  
Yorkville, Ill • Yorkville HS



## 2017 GAME-BY-GAME STATS

#45 Shimp, Kyle - 18 appearances (All games)

Date	Opponent	GS	IP	H	R	ER	BB	SO	2B	3B	HR	WP	BK	HBP	IBB	Score	W-L	Sv	ERA	NP
Feb 22	LORAS COLLEGE		2.0	0	0	0	2	3	0	0	0	1	0	0	0	8-1	0-0	0	0.00	39
Mar 05	at Minnesota		1.0	0	1	1	2	0	0	0	0	0	0	0	0	3-6	0-0	0	3.00	19
Mar 10	vs Villanova		0.2	1	1	1	3	1	0	0	0	0	0	0	0	1-10	0-0	0	4.91	29
Mar 19	at Kansas State		1.2	0	0	0	2	1	0	0	0	0	0	0	0	12-11	1-0	0	3.38	23
Mar 22	BRADLEY		1.0	1	0	0	0	1	0	0	0	0	0	0	0	12-1	1-0	0	2.84	21
Mar 26	PURDUE		2.0	1	0	0	1	3	0	0	0	0	0	0	0	7-2	2-0	0	2.16	35
Apr 01	UNLV-2		0.2	1	3	0	1	1	0	0	0	0	0	0	0	7-6	2-0	0	2.00	18
Apr 04	SOUTH DAKOTA STA		2.0	1	0	0	0	0	0	0	0	0	0	0	0	4-3	3-0	0	1.64	27
Apr 08	at Northwestern		2.1	1	0	0	1	3	0	0	0	0	0	0	0	5-7	3-0	0	1.35	39
May 02	at Western Illinois		2.0	2	0	0	0	3	0	0	0	1	0	0	0	5-7	3-0	0	1.17	34
May 07	at Michigan State		2.0	1	1	1	1	1	1	0	0	1	2	0	0	9-4	4-0	0	1.56	33
May 12	OHIO STATE		1.2	2	3	3	2	2	0	0	1	0	0	0	0	9-5	4-0	0	2.84	41
May 16	OMAHA		1.0	0	0	0	0	2	0	0	0	0	0	0	0	9-8	5-0	0	2.70	11
May 19	at Illinois-1		0.1	2	4	2	1	0	0	0	0	1	0	0	0	8-12	5-1	0	3.54	11
May 25	vs Maryland		1.1	1	0	0	1	3	0	0	0	0	0	1	0	9-8	5-1	0	3.32	29
May 27	vs Minnesota		3.0	3	1	1	2	1	0	0	0	1	0	0	0	7-5	5-1	0	3.28	49
June 2	at Houston		1.1	0	0	0	2	0	0	0	0	0	0	0	0	6-3	5-1	0	3.12	29
Jun 4	at Houston		2.1	1	1	1	2	1	0	0	0	1	0	0	0	5-7	5-1	0	3.18	39
Totals		0	28.1	18	15	10	23	26	1	0	1	6	2	1	0	126-106	5-1	0	3.18	-

### CAREER-HIGHS

IP: 3.0 vs. MINNESOTA, 5/27/17  
 H: 3 vs. MINNESOTA, 5/27/17  
 R: 4 at ILLINOIS, 5/19/17  
 ER: 3 vs. OHIO STATE, 5/12/17  
 SO: 3, 3X, LAST AT WESTERN ILLINOIS, 5/2/17  
 BB: 3 vs. VILLANOVA, 3/10/17

### SEASON HIGHLIGHTS

- Collegiate Baseball Freshman All-American... went 5-1 with a 3.18 ERA over 18 appearances... allowed just 18 hits over 28 1/3 innings and had 26 strikeouts, but 23 walks... holding opponents to a .186 batting average
- Went 0-0 with a 2.08 ERA in two Big Ten Tournament appearances... logged a career-high three innings against Minnesota, allowing one run on three hits
- Allowed one run on one hit and had a 2.45 ERA over two appearances spanning 3 2/3 innings in NCAA Regional play
- Picked up his fifth win, tossing one perfect inning and striking out a pair against Omaha (5/16)... tallied his fourth win, allowing one run on one hit over two innings of relief at Michigan State (5/7)
- Missed three weeks from April 11-May 1 after being diagnosed with mono... returned to the mound for his first appearance in nearly a month... tossed two shutout innings, fanning three at Western Illinois (5/2)
- Tallied his third win, tossing two shutout innings, allowing one hit against South Dakota State (4/4)
- Notched his second win, allowing one hit and fanning three in two shutout innings in series-clinching victory over Purdue (3/26)
- Earned his first career victory, tossing 1 2/3 shutout innings at Kansas State (3/19)

### CAREER STATS

YEAR	ERA	W-L	APP	GS	CG	SHO	SV	IP	H	R	ER	BB	SO
2017	3.18	5-1	18	0	0	0	0	28.1	18	15	10	23	26
TOTALS	3.18	5-1	18	0	0	0	0	28.1	18	15	10	23	26



## STARTING LINEUPS BY GAME

Date	Opp.	C	1B	2B	3B	SS	LF	CF	RF	DH/P
2/17	at USF	Cropley	Adams	Boe	Hoeg	McCoy	Whelan	Jenkins	Neustrom	Guzzo
2/18	at USF	Cropley	Adams	Boe	Crowl	McCoy	Whelan	Norman	Neustrom	Guzzo
2/19	at USF	Cropley	Adams	Boe	Crowl	McCoy	Whelan	Jenkins	Neustrom	Farley
2/22	Loras	Cropley	Adams	Boe	Hoeg	McCoy	Whelan	Norman	Neustrom	Guzzo
2/24	vs. Ala. St.	Cropley	Adams	Boe	Hoeg	McCoy	Whelan	Jenkins	Neustrom	Guzzo
2/25	vs. Ala. St.	Cropley	Adams	Boe	Crowl	McCoy	Whelan	Norman	Neustrom	Guzzo
2/26	vs. More. St.	Cropley	Adams	Boe	Hoeg	McCoy	Whelan	Neustrom	Woods	Fricke
3/3	vs. Hawai'i	Cropley	Adams	Boe	Hoeg	McCoy	Whelan	Norman	Neustrom	Fricke
3/4	vs. ORU	Cropley	Adams	Boe	Hoeg	McCoy	Whelan	Norman	Neustrom	Fricke
3/5	at Minn.	Guzzo	Adams	Boe	Hoeg	McCoy	Whelan	Norman	Neustrom	Judkins
3/7	N. Illinois	Cropley	Adams	Boe	Hoeg	McCoy	Whelan	Norman	Neustrom	Judkins
3/10	vs. Villanova	Cropley	Adams	Boe	Hoeg	McCoy	Whelan	Norman	Neustrom	Judkins
3/11	vs. Bucknell	Cropley	Adams	Boe	Hoeg	McCoy	Whelan	Norman	Neustrom	Judkins
3/12	vs. Lehigh-1	Cropley	Adams	Boe	Hoeg	McCoy	Whelan	Norman	Neustrom	Farley
3/13	vs. Lehigh-2	Cropley	Adams	Boe	Hoeg	McCoy	Whelan	Norman	Neustrom	Judkins
3/17	at K-State	Cropley	Adams	Boe	Hoeg	McCoy	Whelan	Norman	Neustrom	Judkins
3/18	at K-State	Cropley	Adams	Boe	Crowl	McCoy	Whelan	Norman	Neustrom	Judkins
3/19	at K-State	Cropley	Adams	Boe	Hoeg	Crowl	Whelan	Norman	Neustrom	Fricke
3/22	Bradley	Cropley	Adams	Boe	Hoeg	McCoy	Whelan	Norman	Neustrom	Guzzo
3/24	Purdue	Cropley	Adams	Boe	Hoeg	McCoy	Whelan	Norman	Neustrom	Judkins
3/25	Purdue	Cropley	Adams	Boe	Hoeg	McCoy	Whelan	Norman	Neustrom	Judkins
3/26	Purdue	Cropley	Adams	Whelan	Hoeg	McCoy	Norman	Jenkins	Neustrom	Judkins
3/28	Grand View	Guzzo	Adams	Whelan	Hoeg	McCoy	Farley	Norman	Neustrom	Judkins
3/31	UNLV	Cropley	Adams	Boe	Hoeg	McCoy	Whelan	Norman	Neustrom	Farley
4/1	UNLV	Cropley	Adams	Boe	Hoeg	McCoy	Whelan	Norman	Neustrom	Judkins
4/1	UNLV	Cropley	Adams	Boe	Crowl	McCoy	Whelan	Norman	Neustrom	Farley
4/4	SD State	Cropley	Adams	Boe	Hoeg	McCoy	Whelan	Norman	Neustrom	Farley
4/7	at NW	Cropley	Adams	Boe	Hoeg	McCoy	Whelan	Norman	Neustrom	Guzzo
4/8	at NW	Cropley	Adams	Boe	Hoeg	McCoy	Whelan	Norman	Neustrom	Guzzo
4/9	at NW	Cropley	Adams	Boe	Woods	McCoy	Whelan	Norman	Neustrom	Hoeg
4/11	W. Illinois	Cropley	Adams	Boe	Hoeg	McCoy	Whelan	Norman	Neustrom	Guzzo
4/14	at Nebraska	Cropley	Adams	Boe	Hoeg	McCoy	Whelan	Norman	Neustrom	Guzzo
4/15	at Nebraska	Cropley	Adams	Boe	Hoeg	McCoy	Whelan	Norman	Neustrom	Guzzo
4/16	at Nebraska	Cropley	Adams	Boe	Hoeg	McCoy	Whelan	Norman	Neustrom	Guzzo
4/19	at Bradley	Cropley	Adams	Boe	Hoeg	McCoy	Whelan	Norman	Neustrom	Guzzo
4/21	Rutgers	Cropley	Adams	Boe	Hoeg	McCoy	Whelan	Norman	Neustrom	Guzzo
4/22	Rutgers	Cropley	Adams	Boe	Hoeg	McCoy	Whelan	Norman	Neustrom	Guzzo
4/23	Rutgers	Cropley	Adams	Boe	Hoeg	McCoy	Whelan	Norman	Neustrom	Guzzo
4/25	Milwaukeee	Guzzo	Adams	Boe	Hoeg	McCoy	Cropley	Jenkins	Neustrom	Farley
4/28	Penn St.	Cropley	Adams	Boe	Hoeg	McCoy	Whelan	Norman	Neustrom	Guzzo
4/28	Penn St.	Cropley	Adams	Boe	Hoeg	McCoy	Norman	Jenkins	Neustrom	Guzzo
4/29	Penn St.	Guzzo	Adams	Boe	Hoeg	McCoy	Cropley	Norman	Neustrom	Judkins
5/2	at W. Illinois	Fricke	Adams	Boe	Hoeg	McCoy	Cropley	Norman	Neustrom	Judkins
5/5	at Michigan St.	Cropley	Adams	Boe	Hoeg	McCoy	Whelan	Norman	Neustrom	Judkins
5/6	at Michigan St.	Cropley	Adams	Boe	Hoeg	McCoy	Whelan	Norman	Neustrom	Judkins
5/7	at Michigan St.	Cropley	Adams	Boe	Hoeg	McCoy	Whelan	Norman	Neustrom	Judkins
5/12	Ohio St.	Cropley	Adams	Boe	Hoeg	McCoy	Whelan	Norman	Neustrom	Judkins
5/13	Ohio St.	Cropley	Adams	Boe	Hoeg	McCoy	Whelan	Norman	Neustrom	Judkins
5/14	Ohio St.	Cropley	Adams	Boe	Hoeg	McCoy	Whelan	Norman	Neustrom	Judkins
5/16	Omaha	Cropley	Adams	Boe	Hoeg	McCoy	Woods	Norman	Neustrom	Whelan
5/18	at Illinois	Cropley	Adams	Boe	Hoeg	McCoy	Whelan	Norman	Neustrom	Judkins
5/19	at Illinois	Cropley	Adams	Boe	Hoeg	McCoy	Whelan	Norman	Neustrom	Judkins
5/19	at Illinois	Cropley	Adams	Boe	Hoeg	McCoy	Whelan	Norman	Neustrom	Judkins
5/25	vs. Mary.	Cropley	Adams	Boe	Hoeg	McCoy	Whelan	Norman	Neustrom	Judkins
5/26	vs. Neb.	Cropley	Adams	Boe	Hoeg	McCoy	Whelan	Norman	Neustrom	Judkins
5/27	vs. Minn.	Cropley	Adams	Boe	Hoeg	McCoy	Whelan	Norman	Neustrom	Judkins
5/27	vs. Minn.	Cropley	Adams	Boe	Hoeg	McCoy	Whelan	Norman	Neustrom	Judkins
5/28	vs. NW	Cropley	Adams	Boe	Hoeg	McCoy	Whelan	Norman	Neustrom	Judkins
6/2	at Houston	Cropley	Adams	Boe	Hoeg	McCoy	Whelan	Norman	Neustrom	Judkins
6/3	vs. TAMU	Cropley	Adams	Boe	Hoeg	McCoy	Whelan	Norman	Neustrom	Judkins
6/4	at Houston	Cropley	Adams	Boe	Hoeg	McCoy	Whelan	Norman	Neustrom	Judkins

## PINCH-HITTING BREAKDOWN

Player	Avg.	AB-H-RBI	2B-3B-HR	BB-HBP-SO
Kyle Crowl	.000	7-0-0	0-0-0	1-0-1
Luke Farley	.500	12-6-1	1-0-0	3-0-4
Zach Fricke	.000	9-0-0	0-0-0	0-0-4
Austin Guzzo	.000	5-0-0	0-0-0	2-0-2
Matt Hoeg	.500	2-1-1	0-0-0	0-0-0
Justin Jenkins	1.000	1-1-0	0-0-0	0-0-0
Grant Judkins	.667	3-2-1	0-0-1	1-1-0
Mason McCoy	.000	1-0-0	0-0-0	0-0-1
Corbin Woods	.200	5-1-0	0-0-0	2-1-2

## STARTING LINEUPS - BATTING ORDER

- Whelan (48), Cropley (6), Norman (6), McCoy (1)
- McCoy (59), Whelan (1), Adams (1)
- Adams (40), Neustrom (21)
- Neustrom (39), Adams (20), Hoeg (1)
- Cropley (22), Norman (19), Judkins (5), Whelan (5), Guzzo (3), Fricke (3), Hoeg (3), Farley (1)
- Cropley (17), Judkins (17), Hoeg (11), Guzzo (6), Norman (5), Farley (2), Whelan (1), Fricke (1), Crowl (1)
- Hoeg (25), Guzzo (10), Norman (7), Judkins (6), Crowl (4), Farley (4), Cropley (3), Whelan (2)
- Norman (16), Hoeg (15), Cropley (11), Boe (7), Guzzo (3), Judkins (3), Woods (2), Jenkins (2), Crowl (1), Fricke (1)
- Boe (52), Jenkins (4), B. Norman (3), Woods (1), Hoeg (1)

## CAREER MULTI-HIT GAMES

Player	2015	2016	2017	Total
Jake Adams	--	--	27	27
Mitchell Boe	--	2	12	14
Tyler Cropley	--	--	15	15
Zach Daniels	--	4	--	4
Luke Farley	--	2	--	2
Zach Fricke	--	--	1	1
Austin Guzzo	2	6	4	12
Matt Hoeg	--	--	15	15
Grant Judkins	--	--	7	7
Mason McCoy	--	17	26	43
Robert Neustrom	--	12	25	37
Ben Norman	--	--	18	18
Chris Whelan	--	--	22	22
Corbin Woods	--	2	--	2

## CAREER MULTI-RBI GAMES

Player	2015	2016	2017	Total
Jake Adams	--	--	17	17
Mitchell Boe	--	--	6	6
Tyler Cropley	--	--	9	9
Kyle Crowl	--	--	1	1
Zach Daniels	--	1	--	1
Luke Farley	--	3	--	3
Austin Guzzo	1	6	1	8
Matt Hoeg	--	--	12	12
Justin Jenkins	--	--	1	1
Grant Judkins	--	--	4	4
Mason McCoy	--	7	7	14
Robert Neustrom	--	5	12	17
Ben Norman	--	--	7	7
Chris Whelan	--	--	6	6
Corbin Woods	--	--	1	1

## HITTING/ON-BASE STREAKS

Player	Hitting	Career	On-Base	Career
Jake Adams	2	10	5	13
Mitchell Boe	3	8	3	14
Tyler Cropley	1	7	1	9
Kyle Crowl	--	1	3	3
Zach Daniels	--	5	--	5
Luke Farley	1	3	1	6
Zach Fricke	--	2	--	2
Matt Hoeg	2	8	6	12
Austin Guzzo	--	5	--	11
Justin Jenkins	--	1	--	3
Grant Judkins	6	6	6	15
Mason McCoy	4	15	7	26
Robert Neustrom	1	14	6	16
Ben Norman	4	5	5	11
Corbin Woods	--	2	--	3
Chris Whelan	--	7	1	14



## STARTING PITCHERS

Pitcher	Date	Opp.	Dec.	IP	H	R	ER	BB	SO	NP	Score	Final
Nick Gallagher	2/17	at USF	ND	7.0	5	1	1	1	4	82	4-0	4-9
C.J. Eldred	2/18	at USF	ND	6.0	3	1	1	0	4	70	2-1	4-2
Shane Ritter	2/19	at USF	L	1.0	2	3	3	2	1	23	0-3	0-6
Grant Judkins	2/22	Loras College	W	3.0	1	0	0	1	4	46	5-0	8-1
Nick Gallagher	2/24	vs. Alabama St.	W	7.0	7	2	2	2	7	103	6-2	9-2
Cole McDonald	2/25	vs. Alabama St.	L	3.0	7	4	4	2	4	76	4-0	3-4
Drake Robison	2/26	vs. Morehead St.	ND	4.0	7	3	3	2	3	75	6-3	14-7
Nick Gallagher	3/3	vs. Hawai'i	W	8.0	7	3	3	0	8	107	6-3	7-6
Cole McDonald	3/4	vs. Oral Roberts	W	5.0	4	3	3	3	4	85	4-2	7-5
Drake Robison	3/5	at Minnesota	L	3.2	5	4	4	4	3	75	3-4	3-6
Grant Judkins	3/7	N. Illinois	ND	3.0	5	5	5	2	5	62	5-2	12-8
Nick Gallagher	3/10	vs. Villanova	L	5.0	8	5	5	1	7	83	0-5	1-10
Cole McDonald	3/11	vs. Bucknell	L	6.1	5	3	3	2	5	--	1-1	1-7
Drake Robison	3/12-1	vs. Lehigh	W	6.0	6	5	5	0	9	94	13-5	15-7
Grant Judkins	3/12-2	vs. Lehigh	ND	4.0	3	1	1	1	5	69	1-1	8-3
Ryan Erickson	3/17	at K-State	L	5.2	7	2	2	1	4	86	0-2	0-3
Cole McDonald	3/18	at K-State	ND	5.0	4	1	1	2	4	83	2-1	4-5
Drake Robison	3/19	at K-State	ND	5.0	8	4	4	0	5	64	7-4	12-11
Grant Judkins	3/22	Bradley	ND	3.0	1	1	1	1	3	46	12-1	12-1
Nick Gallagher	3/24	Purdue	ND	5.0	5	0	0	2	4	75	0-0	0-2
Ryan Erickson	3/25	Purdue	ND	4.2	6	1	1	0	3	77	0-1	5-1
Cole McDonald	3/26	Purdue	ND	2.2	1	1	1	2	2	51	1-1	7-2
Grant Judkins	3/28	Grand View	ND	2.0	3	3	2	1	3	45	0-3	6-5
Nick Gallagher	3/31	UNLV	W	7.0	3	0	0	0	6	97	1-0	3-0
Ryan Erickson	4/1-1	UNLV	ND	6.2	5	3	1	4	4	91	2-3	6-5
Cole McDonald	4/1-2	UNLV	ND	4.0	6	2	2	1	4	65	3-2	7-6
Drake Robison	4/4	SD State	ND	2.0	0	1	1	3	1	33	0-1	4-3
Nick Gallagher	4/7	at N'western	W	7.0	3	0	0	2	5	101	5-0	14-2
Ryan Erickson	4/8	at N'western	ND	3.0	3	5	3	2	1	56	2-5	5-7
Cole McDonald	4/9	at N'western	ND	3.0	6	4	4	1	4	56	5-4	5-7
Elijah Wood	4/11	W. Illinois	ND	3.0	2	0	0	1	2	48	1-0	4-1
Nick Gallagher	4/14	at Nebraska	ND	3.1	4	5	3	5	2	79	3-5	7-6
Ryan Erickson	4/15	at Nebraska	W	6.0	6	3	2	2	5	100	5-3	5-3
Cole McDonald	4/16	at Nebraska	ND	3.0	5	3	2	2	1	62	0-3	6-8
Drake Robison	4/19	at Bradley	ND	4.0	4	1	1	2	3	66	0-1	4-6
Nick Gallagher	4/21	Rutgers	W	6.0	5	2	2	4	4	113	8-2	8-3
Ryan Erickson	4/22	Rutgers	L	6.0	6	4	1	2	3	97	1-4	3-5
Cole McDonald	4/23	Rutgers	L	2.0	2	4	4	4	2	42	0-3	5-13
Elijah Wood	4/25	Milwaukee	ND	2.0	4	2	2	0	2	31	2-2	4-3
Nick Gallagher	4/28-1	Penn State	W	8.0	3	2	1	0	10	108	4-2	4-2
Ryan Erickson	4/28-2	Penn State	W	7.1	4	1	1	1	3	108	8-1	8-2
Elijah Wood	4/29	Penn State	ND	3.1	7	0	0	1	0	66	0-0	9-1
Cole McDonald	5/2	at W. Illinois	L	0.2	1	2	2	2	0	14	0-2	5-7
Nick Gallagher	5/5	at Michigan St.	ND	7.0	9	1	1	1	6	118	2-1	3-2
Ryan Erickson	5/6	at Michigan St.	ND	7.0	5	1	1	3	3	84	1-1	1-2
Elijah Wood	5/7	at Michigan St.	ND	3.2	4	1	1	1	1	62	4-1	9-4
Nick Gallagher	5/12	Ohio State	W	7.0	10	2	2	1	9	111	7-2	9-5
Ryan Erickson	5/13	Ohio State	L	4.0	7	5	5	2	3	90	1-5	7-12
Elijah Wood	5/14	Ohio State	ND	2.0	7	6	6	2	2	57	2-6	11-10
Drake Robison	5/16	Omaha	ND	1.0	3	2	2	2	2	35	1-2	9-8
Nick Gallagher	5/18	at Illinois	W	6.0	7	5	4	2	5	99	6-5	6-5
Ryan Erickson	5/19	at Illinois	ND	5.0	6	2	2	3	3	87	6-2	8-12
Elijah Wood	5/19	at Illinois	W	7.1	10	3	3	0	3	111	7-3	8-3
Nick Gallagher	5/25	vs. Maryland	ND	6.0	14	8	8	0	5	97	8-7	9-8
Ryan Erickson	5/26	vs. Nebraska	W	7.2	10	0	0	2	6	117	2-0	2-0
Elijah Wood	5/27	vs. Minnesota	L	2.1	7	5	5	1	3	66	1-5	3-9
Cole McDonald	5/27	vs. Minnesota	ND	2.0	5	4	4	1	2	37	1-4	7-5
Drake Robison	5/28	vs. N'western	W	7.0	4	1	1	3	6	100	10-1	13-4
Ryan Erickson	6/2	at Houston	W	5.0	4	3	2	4	1	90	4-3	6-3
Nick Gallagher	6/3	vs. Texas A&M	L	5.1	6	3	3	2	4	92	2-3	2-3
Drake Robison	6/4	at Houston	ND	5.0	6	4	4	1	4	85	4-4	5-7

## STARTING PITCHER RECORDS

Pitcher	2017	Career
Nick Allgeyer	--	0-0
C.J. Eldred	--	3-8
Ryan Erickson	4-3	4-4
Nick Gallagher	8-2	9-4
Grant Judkins	1-0	1-0
Cole McDonald	2-4	6-4
Shane Ritter	0-1	0-1
Drake Robison	2-1	2-1
Elijah Wood	1-1	1-1

## STARTING PITCHER STATS

Pitcher	Starts	IP	W-L	R-ER	BB-K	ERA	B/AVG.
C.J. Eldred	1	6.0	0-0	1-1	0-4	1.50	.150
Ryan Erickson	12	68.0	4-3	30-21	28-41	2.78	.277
Nick Gallagher	15	94.2	8-2	39-35	23-86	3.33	.268
Grant Judkins	5	15.0	1-0	10-9	6-20	5.40	.220
Cole McDonald	11	36.2	1-4	31-30	22-32	7.36	.326
Shane Ritter	1	1.0	0-1	3-3	2-1	27.00	.500
Drake Robison	9	37.2	2-1	25-17	17-36	5.97	.295
Elijah Wood	7	23.2	1-1	17-17	6-13	6.46	.390
<b>TOTALS</b>	<b>61</b>	<b>282.2</b>	<b>17-12</b>	<b>156-141</b>	<b>104-233</b>	<b>4.49</b>	<b>.289</b>

## RUN SUPPORT

	Starts	Total Runs	Avg.
<b>C.J. Eldred</b>	<b>1</b>	<b>4</b>	<b>4.0</b>
High: 4, at South Florida, 2/18/17			
Low: 4, at South Florida, 2/18/17			
<b>Ryan Erickson</b>	<b>12</b>	<b>56</b>	<b>4.7</b>
High: 8, 2X, last at Illinois, 5/19/17			
Low: 0, at K-State, 3/17/17			
<b>Nick Gallagher</b>	<b>15</b>	<b>86</b>	<b>5.7</b>
High: 14 at Northwestern, 4/7/17			
Low: 0, vs. Purdue, 3/24/17			
<b>Grant Judkins</b>	<b>5</b>	<b>46</b>	<b>9.2</b>
High: 12, 2X, last vs. Bradley, 3/22/17			
Low: 6 vs. Grand View, 3/28/17			
<b>Cole McDonald</b>	<b>11</b>	<b>57</b>	<b>5.2</b>
High: 7, 4X, last vs. Minnesota, 5/27/17			
Low: 1, vs. Bucknell, 3/11/17			
<b>Shane Ritter</b>	<b>1</b>	<b>0</b>	<b>0.0</b>
High: 0, at South Florida, 2/19			
Low: 0, at South Florida, 2/19			
<b>Drake Robison</b>	<b>9</b>	<b>79</b>	<b>8.8</b>
High: 15 vs. Lehigh, 3/12/17			
Low: 3 vs. Minnesota, 3/5/17			
<b>Elijah Wood</b>	<b>7</b>	<b>48</b>	<b>6.9</b>
High: 11 vs. Ohio State, 5/14/17			
Low: 3 vs. Minnesota, 5/27/17			



## BULLPEN STATISTICS

Pitcher	W-L-S	App.	ERA	IP	H	R	ER	BB	K	B/Avg.
Zach Daniels										
Ryan Erickson	0-0-1	4	5.14	7.0	9	4	4	4	7	.310
Grant Judkins	0-0-0	5	12.79	6.1	15	10	9	4	3	.484
Grant Leonard	0-0-0	2	4.50	2.0	3	1	1	1	0	.375
Sammy Lizarraga	0-0-0	11	4.74	19.0	29	11	10	6	16	.345
Josh Martsching										
Cole McDonald	1-0-0	2	4.50	6.0	6	3	3	0	7	.273
Nick Nelsen										
Sam Norman	0-0-0	4	0.00	3.2	3	3	0	2	4	.250
Shane Ritter	2-1-5	21	4.50	26.0	28	13	13	20	23	.286
Drake Robison	2-1-0	11	6.33	21.1	28	15	15	12	22	.322
Kyle Shimp										
Elijah Wood	0-0-0	8	3.45	15.2	18	7	6	4	7	.290

### TOTALS

## BULLPEN STATISTICS

Opponent	Date	W-L-S	Pitchers	Inn.	H	R-ER	BB-50
at South Florida	2/17	0-1-0	Daniels, Martsching, Nelsen	1.0	6	8-4	3-0
at South Florida	2/18	1-0-0	McDonald	3.0	2	1-1	0-4
at South Florida	2/19	0-0-0	Erickson, Robison, Judkins	7.0	8	3-3	5-8
Loras College	2/22	0-0-0	Shimp, Nelsen, Lizarraga, Ritter, Daniels	6.0	2	1-1	4-11
vs. Alabama St.	2/24	0-0-0	Erickson	2.0	1	0-0	1-1
vs. Alabama St.	2/25	0-0-0	Martsching, Nelson	6.0	1	0-0	2-4
vs. Morehead St.	2/26	1-0-0	Ritter, Lizarraga, Daniels	5.0	6	4-3	2-2
vs. Hawai'i	3/3	0-0-0	Daniels	1.0	4	3-3	1-1
vs. Oral Roberts	3/4	0-0-1	Martsching, Erickson	4.0	3	2-2	0-4
at Minnesota	3/5	0-0-0	Daniels, Shimp, Nelsen	4.0	4	2-2	3-3
Northern Illinois	3/7	1-0-1	Wood, Ritter, Martsching	6.0	3	3-3	2-9
vs. Villanova	3/10	0-0-0	Shimp, Nelsen, Norman, Leonard	4.0	5	5-2	4-4
vs. Bucknell	3/11	0-0-0	Erickson, Martsching, Nelsen, Wood	2.2	8	4-4	2-0
vs. Lehigh-1	3/12	0-0-0	Lizarraga	3.0	5	2-2	0-5
vs. Lehigh-2	3/12	1-0-0	Ritter, Daniels	5.0	5	2-2	3-5
at K-State	3/17	0-0-0	Nelsen, Norman, Martsching	2.1	2	1-1	2-3
at K-State	3/18	0-1-0	Wood, Daniels, Nelsen, Ritter	4.2	5	4-3	4-1
at K-State	3/19	1-0-1	Judkins, Lizarraga, Martsching, Shimp, Ritter	5.0	10	7-7	4-4
Bradley	3/22	1-0-0	Wood, Daniels, Ritter, Nelsen, Norman, Shimp	6.0	3	0-0	2-10
Purdue	3/24	0-1-0	Martsching, Robison, Nelsen	4.0	2	2-2	2-8
Purdue	3/25	1-0-1	Daniels, Ritter	4.1	2	0-0	2-4
Purdue	3/26	1-0-0	Robison, Martsching, Shimp, Ritter	6.1	6	1-1	2-8
Grand View	3/28	1-0-0	Wood, Nelsen, Daniels	7.0	4	2-1	0-3
UNLV	3/31	0-0-1	Martsching	2.0	0	0-0	1-1
UNLV-1	4/1	1-0-0	Daniels	2.1	3	2-2	0-2
UNLV-2	4/1	1-0-0	Wood, Robison, Shimp, Ritter	5.0	7	4-1	4-3
South Dakota St.	4/4	1-0-1	Wood, Daniels, Shimp, Martsching	7.0	5	2-2	1-3
at N'western	4/7	0-0-0	Nelsen	2.0	5	2-2	0-1
at N'western	4/8	0-1-0	Daniels, Shimp	5.0	5	2-2	1-3
at N'western	4/9	0-1-0	Martsching, Ritter, Robison	5.0	5	2-2	2-3
W. Illinois	4/11	1-0-1	Judkins, Robison, Ritter	6.0	8	1-1	2-5
at Nebraska	4/14	1-0-0	Daniels, Nelsen, Martsching	6.2	6	1-1	3-8
at Nebraska	4/15	0-0-1	Ritter	3.0	3	0-0	2-1
at Nebraska	4/16	0-1-0	Wood, Nelsen, Martsching, Daniels	5.0	7	5-5	1-3
at Bradley	4/19	0-1-0	Lizarraga, Judkins, Nelsen, Ritter	4.0	8	5-4	1-5
Rutgers	4/21	0-0-1	Daniels	3.0	4	1-1	1-3
Rutgers	4/22	0-0-0	Martsching	3.0	4	1-1	1-2
Rutgers	4/23	0-0-0	Robison, Nelsen, Lizarraga, Ritter	7.0	14	9-9	2-3
Milwaukee	4/25	1-0-0	Lizarraga, Martsching, Leonard, Daniels, Robison	7.0	5	1-1	2-10
Penn State-1	4/28	0-0-1	Martsching	1.0	1	0-0	0-1
Penn State-2	4/28	0-0-0	Ritter, Martsching	1.2	1	1-1	3-0
Penn State	4/29	1-0-0	Robison, Daniels	5.2	4	1-1	3-5
at W. Illinois	5/2	0-0-0	Robison, Ritter, Shimp, Lizarraga, Nelsen	7.1	7	5-5	6-5
at Michigan St.	5/5	1-0-0	Martsching	2.0	1	1-1	0-1
at Michigan St.	5/6	0-1-0	Daniels	1.0	1	1-0	1-1
at Michigan St.	5/7	1-0-1	Nelsen, Shimp, Martsching	5.1	6	3-3	1-3
Ohio State	5/12	0-0-0	Shimp, Nelsen	2.0	2	3-3	2-3
Ohio State	5/13	0-0-0	Robison, Lizarraga, Nelsen, Martsching	5.0	12	7-7	3-5
Ohio State	5/14	1-0-0	Ritter, Daniels, Martsching	7.0	9	4-4	3-8
Omaha	5/16	1-0-0	McDonald, Ritter, Nelsen, Judkins, Norman, Shimp	8.0	7	6-5	4-9
at Illinois	5/18	0-0-1	Nelsen, Martsching	3.0	4	0-0	1-0
at Illinois	5/19	0-1-0	Lizarraga, Shimp, Daniels	3.0	10	10-4	5-3
at Illinois	5/19	0-0-0	Nelsen, Martsching	1.2	0	0-0	0-2
vs. Maryland	5/25	1-0-0	Shimp, Martsching	3.0	1	0-0	2-6
vs. Nebraska	5/26	0-0-1	Daniels, Martsching	1.1	2	0-0	1-1
vs. Minnesota	5/27	0-0-0	Nelsen, Lizarraga	6.2	9	4-2	1-5
vs. Minnesota	5/27	1-0-1	Shimp, Daniels, Martsching, Ritter	11.0	10	1-1	4-2
vs. N'western	5/28	0-0-0	Gallagher, Ritter, Nelsen	2.0	2	3-3	3-1
at Houston	6/2	0-0-1	Shimp, Martsching	4.0	2	0-0	2-4
vs. Texas A&M	6/3	0-0-0	Daniels	2.2	1	0-0	1-3
at Houston	6/4	0-1-0	Nelsen, Shimp, Martsching	4.0	5	3-3	2-1

## SAVE OPPORTUNITIES

Pitcher	2017	Career
Nick Allgeyer	--	3/3
Zach Daniels	1/2	6/8
Ryan Erickson	1/1	2/2
Josh Martsching	8/10	12/14
Shane Ritter	5/5	5/5

## INHERITED RUNNERS

Pitcher	2017	Career
Nick Allgeyer	--	14/3
Zach Daniels	31/12	46/15
C.J. Eldred	--	2/1
Ryan Erickson	2/2	39/17
Nick Gallagher	--	11/1
Grant Judkins	2/0	2/0
Grant Leonard	0/0	0/0
Sammy Lizarraga	5/5	8/6
Josh Martsching	35/9	61/21
Cole McDonald	0/0	0/0
Nick Nelsen	27/10	27/10
Sam Norman	3/1	3/1
Shane Ritter	19/10	21/12
Drake Robison	9/1	9/1
Kyle Shimp	12/1	12/1
Elijah Wood	5/3	5/3





# 2017 IOWA BASEBALL OVERALL STATISTICS

Record: 39-22 Home: 19-4 Away: 10-13 Neutral: 10-5 B1G: 15-9

Player	avg	gp-gs	ab	r	h	2b	3b	hr	rbi	tb	slg%	bb	hp	so	gdp	ob%	sf	sh	sb-att	po	a	e	fld%		
35 Adams, Jake	.335	61-61	245	55	82	14	0	29	72	183	.747	29	7	57	6	.417	2	0	5-6	542	40	5	.991		
1 McCoy, Mason	.328	61-60	253	55	83	18	2	5	34	120	.474	27	3	25	7	.394	4	1	7-13	119	212	9	.974		
44 Neustrom, Robert	.310	61-61	255	41	79	16	1	9	55	124	.486	19	2	36	8	.358	3	0	10-14	112	5	0	1.000		
28 Whelan, Chris	.309	57-57	207	37	64	11	0	7	25	96	.464	32	15	40	3	.435	1	3	6-9	78	9	4	.956		
9 Norman, Ben	.296	59-56	206	34	61	12	1	1	20	78	.379	29	6	33	2	.397	1	1	14-19	111	6	6	.951		
3 Hoeg, Matt	.277	60-56	195	32	54	16	1	5	38	87	.446	24	3	54	4	.357	5	1	3-7	28	97	5	.962		
5 Cropley, Tyler	.268	61-59	205	41	55	8	2	9	36	94	.459	28	6	41	1	.371	1	8	6-10	436	45	5	.990		
4 Boe, Mitchell	.244	61-59	197	29	48	10	2	0	26	62	.315	23	1	28	0	.323	2	4	5-7	91	162	5	.981		
-----																									
7 Judkins, Grant	.270	37-31	111	11	30	1	0	2	16	37	.333	19	4	27	3	.396	0	1	1-3	1	0	0	1.000		
8 Farley, Luke	.235	22-7	34	3	8	1	0	0	1	9	.265	7	1	18	0	.381	0	0	1-2	0	0	0	.000		
20 Guzzo, Austin	.225	32-22	71	14	16	1	0	2	10	23	.324	15	1	21	1	.368	0	2	3-4	30	2	0	1.000		
14 Woods, Corbin	.190	25-3	21	13	4	0	0	1	3	7	.333	4	1	6	0	.346	0	0	1-1	2	4	0	1.000		
6 Jenkins, Justin	.148	41-6	27	7	4	2	0	0	3	6	.222	5	3	10	0	.333	1	1	2-2	35	2	0	1.000		
16 Fricke, Zach	.138	16-5	29	3	4	2	0	0	3	6	.207	4	0	13	0	.235	1	0	0-0	13	1	0	1.000		
23 Crowl, Kyle	.061	20-6	33	1	2	1	0	1	4	6	.182	3	2	12	1	.184	0	0	1-2	4	14	2	.900		
2 Daniels, Zach	.000	1-0	0	0	0	0	0	0	0	0	.000	0	0	0	0	.000	0	0	0-0	5	6	0	1.000		
Totals	.284	61	2089	376	594	113	9	71	346	938	.449	268	55	421	36	.377	21	22	65-99	1631	683	51	.978		
Opponents	.286	61	2082	304	596	99	17	38	280	843	.405	227	38	470	53	.364	18	42	40-64	1596	584	67	.970		

LOB - Team (485), Opp (473). DPs turned - Team (67), Opp (52). CI - Team (1), Cropley 1, Opp (2). IBB - Team (7), Adams 4, Cropley 1, Neustrom 1, B. Norman 1, Opp (4). Picked off - B. Norman 4, McCoy 3, Whelan 2, Boe 1, Judkins 1, Fricke 1, Cropley 1.

## (All games Sorted by Earned run avg)

Player	era	w-l	app	gs	cg	sho	sv	ip	h	r	er	bb	so	2b	3b	hr	b/avg	wp	hp	bks	sfa	sha	
41 Erickson, Ryan	3.00	4-3	16	12	0	0/1	1	75.0	78	34	25	32	48	12	2	3	.281	6	3	2	3	7	
30 Gallagher, Nick	3.48	8-2	16	15	0	0/1	0	95.2	96	41	37	25	87	12	1	12	.264	4	2	0	0	6	
-----																							
32 Norman, Sam	0.00	0-0	4	0	0	0/0	0	3.2	3	3	0	2	4	1	0	0	.250	2	1	0	1	2	
33 Eldred, CJ.	1.50	0-0	1	1	0	0/0	0	6.0	3	1	1	0	4	0	1	0	.150	0	0	0	0	0	
17 Martsching, Josh	2.54	5-1	29	0	0	0/2	8	46.0	35	17	13	10	46	11	1	3	.215	2	4	0	2	2	
45 Shimp, Kyle	3.18	5-1	18	0	0	0/0	0	28.1	18	15	10	23	26	1	0	1	.186	6	1	2	1	5	
2 Daniels, Zach	3.22	7-3	24	0	0	0/1	1	50.1	55	23	18	25	55	7	1	3	.293	5	4	0	2	5	
43 Leonard, Grant	4.50	0-0	2	0	0	0/0	0	2.0	3	1	1	1	0	1	1	0	.375	0	0	0	0	0	
29 Lizarraga, Sammy	4.74	0-0	11	0	0	0/0	0	19.0	29	11	10	6	16	6	0	1	.345	2	2	0	0	1	
26 Wood, Elijah	5.26	1-1	15	7	0	0/0	0	39.1	59	24	23	10	20	8	1	3	.353	3	2	2	0	3	
18 Ritter, Shane	5.33	2-2	22	1	0	0/0	5	27.0	30	16	16	22	24	5	2	1	.294	5	4	0	1	1	
42 Robison, Drake	6.10	4-2	20	9	0	0/0	0	59.0	71	40	40	29	58	17	2	4	.305	7	2	0	4	2	
12 Nelsen, Nick	6.35	0-3	26	0	0	0/0	0	28.1	36	24	20	10	20	8	2	0	.316	2	4	0	2	4	
11 McDonald, Cole	6.96	2-4	13	11	0	0/0	0	42.2	52	34	33	22	39	6	2	3	.319	5	4	0	2	4	
7 Judkins, Grant	7.59	1-0	10	5	0	0/0	0	21.1	28	20	18	10	23	4	1	4	.311	3	5	1	0	0	
Totals	4.39	39-22	61	61	0	2/2	15	543.2	596	304	265	227	470	99	17	38	.286	52	38	7	18	42	
Opponents	5.68	22-39	61	61	0	3/3	11	532.0	594	376	336	268	421	113	9	71	.284	49	55	8	21	22	

PB - Team (13), Cropley 9, Guzzo 2, Fricke 2, Opp (12). Pickoffs - Team (7), Cropley 2, Robison 2, Daniels 1, Martsching 1, Erickson 1, Opp (13). SBA/ATT - Cropley (34-53), Erickson (7-11), Gallagher (4-9), Nelsen (6-8), Daniels (5-8), McDonald (3-7), Shimp (3-5), Guzzo (3-4), Ritter (2-3), Wood (1-3), Judkins (3-3), Lizarraga (3-3), Fricke (3-3), Robison (1-2), Martsching (2-2).



## 2017 IOWA BASEBALL B1G-ONLY STATISTICS

Record: 15-9 Home: 8-4 Away: 7-5 B1G: 15-9

Player	avg	gp-gs	ab	r	h	2b	3b	hr	rbi	tb	slg%	bb	hp	so	gdp	ob%	sf	sh	sb-att	po	a	e	fld%	
35 Adams, Jake	.375	24-24	96	24	36	10	0	10	26	76	.792	17	0	18	2	.461	2	0	3-4	217	16	0	1.000	
1 McCoy, Mason	.350	24-24	103	26	36	6	1	3	13	53	.515	9	2	12	3	.405	2	0	4-6	51	86	5	.965	
28 Whelan, Chris	.321	22-22	84	13	27	4	0	3	9	40	.476	11	4	16	1	.424	0	1	1-4	23	3	1	.963	
44 Neustrom, Robert	.316	24-24	98	20	31	8	1	5	24	56	.571	9	0	16	5	.367	2	0	5-5	46	1	0	1.000	
5 Cropley, Tyler	.302	24-24	86	17	26	2	1	4	17	42	.488	12	3	11	1	.406	0	3	2-4	168	24	2	.990	
3 Hoeg, Matt	.291	24-24	86	14	25	8	0	3	22	42	.488	11	0	20	2	.364	2	0	2-5	11	40	4	.927	
9 Norman, Ben	.226	24-24	84	14	19	2	0	0	5	21	.250	15	4	15	1	.369	0	1	4-8	46	4	2	.962	
4 Boe, Mitchell	.225	24-23	80	9	18	2	1	0	7	22	.275	7	1	11	0	.295	0	0	2-3	38	66	2	.981	
-----																								
14 Woods, Corbin	.400	10-1	5	4	2	0	0	1	3	5	1.000	1	1	1	0	.571	0	0	1-1	0	2	0	1.000	
7 Judkins, Grant	.313	16-13	48	4	15	1	0	1	8	19	.396	9	1	11	0	.431	0	1	1-1	0	0	0	.000	
20 Guzzo, Austin	.243	13-11	37	4	9	1	0	0	4	10	.270	3	0	10	0	.300	0	2	1-2	3	1	0	1.000	
8 Farley, Luke	.167	6-0	6	1	1	1	0	0	1	2	.333	2	0	4	0	.375	0	0	0-0	0	0	0	.000	
6 Jenkins, Justin	.091	17-2	11	3	1	0	0	0	2	1	.091	2	0	7	0	.214	1	1	1-1	18	0	0	1.000	
16 Fricke, Zach	.000	2-0	3	0	0	0	0	0	0	0	.000	0	0	2	0	.000	0	0	0-0	3	0	0	1.000	
23 Crowl, Kyle	.000	3-0	2	0	0	0	0	0	0	0	.000	0	0	1	0	.000	0	0	0-0	0	1	0	1.000	
2 Daniels, Zach	.000	1-0	0	0	0	0	0	0	0	0	.000	0	0	0	0	.000	0	0	0-0	2	1	0	1.000	
Totals	.297	24	829	153	246	45	4	30	141	389	.469	108	16	155	15	.385	9	9	27-44	636	282	20	.979	
Opponents	.300	24	816	118	245	46	6	11	106	336	.412	88	15	170	22	.376	7	20	16-29	627	243	37	.959	

LOB - Team (192), Opp (192). DPs turned - Team (27), Opp (23). CI - Team (0), Opp (1). IBB - Team (2), Adams 1, Neustrom 1, Opp (3). Picked off - B. Norman 3, Whelan 1.

### (B1G games only Sorted by Earned run avg)

Player	era	w-l	app	gs	cg	sho	sv	ip	h	r	er	bb	so	2b	3b	hr	b/avg	wp	hp	bks	sfa	sha
30 Gallagher, Nick	2.37	5-0	8	8	0	0/0	0	49.1	46	17	13	17	45	8	1	5	.249	3	1	0	0	3
41 Erickson, Ryan	3.35	2-2	8	8	0	0/0	0	43.0	43	22	16	17	26	8	1	0	.272	1	2	1	1	6
-----																						
2 Daniels, Zach	2.45	2-2	9	0	0	0/0	1	22.0	27	11	6	12	26	6	0	0	.310	3	3	0	1	2
18 Ritter, Shane	3.00	0-1	7	0	0	0/0	2	12.0	14	4	4	7	7	1	1	0	.318	3	3	0	0	0
17 Martsching, Josh	3.54	3-0	14	0	0	0/0	3	20.1	17	8	8	4	22	5	1	2	.243	1	2	0	2	2
29 Lizarraga, Sammy	4.76	0-0	3	0	0	0/0	0	5.2	9	3	3	1	2	4	0	0	.375	0	0	0	0	1
26 Wood, Elijah	5.59	1-0	5	4	0	0/0	0	19.1	31	12	12	5	7	3	0	2	.369	0	0	1	0	2
45 Shimp, Kyle	6.48	2-1	5	0	0	0/0	0	8.1	7	8	6	6	9	1	0	1	.241	2	0	2	1	1
12 Nelsen, Nick	8.49	0-1	10	0	0	0/0	0	11.2	20	11	11	3	10	5	1	0	.377	1	1	0	1	0
11 McDonald, Cole	9.28	0-1	4	4	0	0/0	0	10.2	14	12	11	9	9	2	0	0	.350	1	3	0	0	2
42 Robison, Drake	9.31	0-1	6	0	0	0/0	0	9.2	17	10	10	7	7	3	1	1	.405	1	0	0	1	1
Totals	4.25	15-9	24	24	0	0/0	6	212.0	245	118	100	88	170	46	6	11	.300	16	15	4	7	20
Opponents	5.86	9-15	24	24	0	1/1	5	209.0	246	153	136	108	155	45	4	30	.297	20	16	3	9	9

PB - Team (5), Cropley 5, Opp (2). Pickoffs - Team (2), Cropley 1, Martsching 1, Opp (4). SBA/ATT - Cropley (15-25), Erickson (4-8), Gallagher (2-5), Ritter (2-3), Nelsen (2-3), Robison (1-2), Shimp (1-2), McDonald (1-2), Wood (1-2), Daniels (2-2), Guzzo (1-1).



## 2017 IOWA BASEBALL GAME SUMMARY

Score by innings	1	2	3	4	5	6	7	8	9	EX	Total
IOWA	48	44	47	25	44	36	44	63	21	4	376
Opponents	33	26	40	42	30	36	35	39	22	1	304

### Record when ...

Overall	39-22	After 6 leading	29-4
Conference	15-9	..... trailing	4-14
Non-Conference	24-13	..... tied	6-4
Home games	19-4	After 7 leading	29-2
Away games	10-13	..... trailing	3-16
Neutral site	10-5	..... tied	7-4
Day games	24-18	After 8 leading	29-1
Night games	15-4	..... trailing	2-20
vs Left starter	10-7	..... tied	8-1
vs Right starter	29-15		
1-Run games	13-5	Hit 0 home runs	13-9
2-Run games	6-7	... 1 home run	9-9
5+Run games	14-7	... 2+ home runs	17-4
Extra innings	3-1		
Shutouts	2-3	Opponent 0 home runs	24-13
		..... 1 home run	9-7
		..... 2+ HRs	6-2
Scoring 0-2 runs	1-7		
..... 3-5 runs	9-12		
..... 6-9 runs	21-3	Made 0 errors	17-9
..... 10+ runs	8-0	.... 1 error	14-9
		.... 2+ errors	8-4
Opponent 0-2 runs	14-2		
..... 3-5 runs	15-5	Opp. made 0 errors	14-10
..... 6-9 runs	8-11	..... 1 error	14-7
..... 10+ runs	2-4	..... 2+ errors	11-5
Scored in 1st inning	16-4	Out-hit opponent	26-4
Opp. scored in 1st	13-6	Out-hit by opponent	11-16
Scores first	22-7	Hits are tied	2-2
Opp. scores first	17-15		

### Record when team scores:

Runs	0	1	2	3	4	5	6	7	8	9	10+
W-L	0-3	0-3	1-1	2-4	5-3	2-5	4-1	6-1	5-1	6-0	8-0

### Record when opponent scores:

Runs	0	1	2	3	4	5	6	7	8	9	10+
W-L	2-0	5-0	7-2	7-2	2-1	6-2	3-4	2-4	3-1	0-2	2-4

### Record when leading after:

Inn.	1	2	3	4	5	6	7	8
W-L	13-4	19-7	28-5	25-3	26-5	29-4	29-2	29-1

### Record when trailing after:

Inn.	1	2	3	4	5	6	7	8
W-L	8-5	8-9	5-12	6-16	9-12	4-14	3-16	2-20

### Record when tied after:

Inn.	1	2	3	4	5	6	7	8
W-L	18-13	12-6	6-5	8-3	4-5	6-4	7-4	8-1

Current losing streak: 2  
 Longest winning streak: 8  
 Longest losing streak: 2

Home attendance : 14779 ( 21 dates avg = 703 )  
 Away attendance : 55748 ( 38 dates avg = 1467 )  
 Total attendance: 70527 ( 59 dates avg = 1195 )

### DEFICITS OVERCOME

Trailed 1-0 after 1 inning at South Florida (2/18)	Won, 4-2
Trailed 2-0 after 2.5 innings vs. Alabama State (2/24)	Won, 9-2
Trailed 3-0 after 1.5 innings vs. Morehead State (2/26)	Won, 14-7
Trailed 1-0 after .5 inning vs. Hawai'i (3/3)	Won, 7-6
Trailed 6-5 after 4.5 innings vs. Northern Illinois (3/7)	Won, 12-8
Trailed 2-1 after 2.5 innings vs. Bucknell (3/11)	Lost, 7-1
Trailed 1-0 through 4 innings at Kansas State (3/18)	Lost, 5-4 (10)
Trailed 1-0 through 5.5 innings vs. Purdue (3/25)	Won, 5-1
Trailed 3-0 through 2.5 innings vs. Grand View (3/28)	Won, 6-5
*Trailed 5-3 through 8.5 innings vs. UNLV (4/1)	Won, 6-5
Trailed 6-4 through 7.5 innings vs. UNLV (4/1)	Won, 7-6
Trailed 3-2 through 6.5 innings vs. South Dakota State (4/4)	Won, 4-3
Trailed 5-2 through 3, 5-3 through 4 innings vs. Northwestern (4/8)	Lost, 5-7
Trailed 6-3 through 5 innings at Nebraska (4/14)	Won, 7-6 (10)
Trailed 1-0 through 3 innings at Nebraska (4/15)	Won, 5-3
Trailed 5-4 through 7 innings at Nebraska (4/16)	Lost, 6-8
Trailed 1-0 through 4 innings at Bradley (4/19)	Lost, 4-6
Trailed 1-0 through 1.5 innings vs. Rutgers (4/21)	Won, 8-3
* Trailed 1-0 through .5 innings vs. Milwaukee (4/25)	Won, 4-3
Trailed 1-0 through 6.5 innings vs. Penn State (4/29)	Won, 9-1
Trailed 1-0 through 5.0 innings at Michigan State (5/6)	Lost, 1-2
*Trailed 9-2 through 6.5 innings vs. Ohio State (5/14)	Won, 11-10
*Trailed 8-3 through 6.5 innings vs. Omaha (5/16)	Won, 9-8
Trailed 3-1 through 2 innings at Illinois (5/18)	Won, 6-5
Trailed 3-1 through 1 innings at Illinois (5/19)	Won, 8-3
Trailed 7-6 through 4 innings vs. Maryland (5/25)	Won, 9-8
Trailed 4-3 through 3 innings vs. Minnesota (5/27)	Won, 7-5 (13)
Trailed 1-0 through 4.5 innings, 5-4 through 7.5 innings at Houston (6/5)	Lost, 5-7

\* Walkoff wins



## 2017 IOWA BASEBALL HITTING STATS

Date	Opponent	ab	r	h	rbi	2b	3b	hr	tb	bb	ibb	sb	cs	hbp	sac	sf	gdp	k	po	a	e	lob	avg
Feb 17	at South Florida	31	4	7	4	1	1	0	10	5	0	1	1	0	0	0	2	13	24	12	3	5	.226
Feb 18	at South Florida	34	4	6	4	1	0	3	16	2	0	2	0	0	0	0	0	16	27	11	0	5	.200
Feb 19	at South Florida	30	0	4	0	0	0	0	4	4	0	0	0	0	0	0	1	10	24	9	1	7	.179
Feb 22	LORAS COLLEGE	33	8	8	8	0	1	0	10	6	0	1	1	1	0	0	1	6	27	4	2	8	.195
Feb 24	vs Alabama State	37	9	15	9	4	0	2	25	7	0	0	0	0	0	0	0	5	27	13	0	11	.242
Feb 25	vs Alabama State	32	3	6	3	1	0	1	10	6	0	2	0	0	0	0	0	6	27	8	0	8	.234
Feb 26	vs Morehead State	32	14	10	11	5	0	0	15	9	0	3	0	2	1	1	1	1	27	16	1	7	.245
Mar 03	vs Hawaii	38	7	17	6	4	0	2	27	0	0	3	1	0	0	0	0	5	27	13	1	7	.273
Mar 04	vs Oral Roberts	35	7	10	7	1	0	3	20	4	0	0	1	1	0	0	1	7	27	15	0	6	.275
Mar 05	at Minnesota	29	3	4	3	0	0	1	7	5	0	2	0	0	0	0	1	5	24	12	0	4	.263
Mar 07	NORTHERN ILLINOIS	38	12	15	11	2	0	0	17	6	0	0	0	2	1	0	0	8	27	3	1	11	.276
Mar 10	vs Villanova	31	1	5	1	1	0	0	6	3	0	0	0	1	0	1	0	10	27	9	2	8	.268
Mar 11	vs Bucknell	31	1	9	1	1	0	0	10	7	0	0	2	4	1	1	0	6	27	13	0	16	.269
Mar 12	vs Lehigh	35	15	12	14	4	0	1	19	9	0	1	1	3	0	1	1	3	27	7	0	9	.275
Mar 12	vs Lehigh	40	8	18	7	3	0	0	21	4	0	2	2	0	3	1	1	9	27	10	0	13	.289
Mar 17	at Kansas State	33	0	8	0	0	0	0	8	2	0	0	0	0	0	0	3	5	24	11	0	8	.286
Mar 18	at Kansas State	33	4	4	3	0	0	1	7	4	0	0	0	0	1	0	0	4	29	14	1	4	.276
Mar 19	at Kansas State	40	12	12	12	2	0	3	23	6	1	0	0	2	1	0	0	8	30	16	1	8	.278
Mar 22	BRADLEY	35	12	10	12	1	0	2	17	7	0	1	0	2	0	0	0	7	27	6	1	8	.278
*Mar 24	PURDUE	33	0	8	0	0	1	0	10	4	0	1	2	0	0	0	0	6	27	11	0	10	.276
*Mar 25	PURDUE	31	5	15	5	3	0	0	18	0	0	2	0	2	1	2	0	2	27	10	0	7	.286
*Mar 26	PURDUE	30	7	10	7	3	1	0	15	4	0	0	2	0	1	0	0	5	27	15	1	4	.287
Mar 28	GRAND VIEW	32	6	8	6	1	0	2	15	3	1	1	0	0	0	0	0	4	27	12	2	5	.286
Mar 31	UNLV	29	3	6	3	3	1	0	11	4	1	0	0	0	1	0	0	7	27	10	1	7	.283
Apr 01	UNLV	34	6	8	6	3	0	1	14	3	0	1	0	0	0	0	0	3	27	11	1	5	.281
Apr 01	UNLV	36	7	12	5	5	0	0	17	3	0	3	0	0	1	0	2	3	27	10	3	9	.283
Apr 04	SOUTH DAKOTA STAT	32	4	8	4	2	0	1	13	4	0	2	0	0	0	0	0	10	27	12	0	8	.282
*Apr 07	at Northwestern	36	14	13	13	5	0	1	21	12	0	1	2	1	1	0	1	10	27	13	0	9	.285
*Apr 08	at Northwestern	36	5	10	5	1	0	2	17	4	1	2	0	0	0	0	1	6	24	12	1	8	.285
*Apr 09	at Northwestern	37	5	11	5	1	0	2	18	4	0	2	1	1	0	0	0	5	24	12	0	10	.285
Apr 11	WESTERN ILLINOIS	27	4	7	4	2	0	0	9	2	0	2	0	2	0	2	1	4	27	12	0	5	.285
*Apr 14	at Nebraska	40	7	13	7	0	0	3	22	2	0	1	1	2	1	0	1	5	30	10	2	8	.286
*Apr 15	at Nebraska	37	5	10	5	5	0	0	15	5	0	0	0	1	0	0	0	4	27	14	1	11	.286
*Apr 16	at Nebraska	38	6	11	6	3	0	0	14	2	0	0	0	0	0	0	1	4	24	12	1	7	.286
Apr 19	at Bradley	38	4	10	2	1	0	0	11	2	0	4	0	1	0	0	0	6	24	9	1	10	.285
*Apr 21	RUTGERS	31	8	12	7	2	1	2	22	2	0	1	2	1	0	1	1	3	27	11	0	3	.288
*Apr 22	RUTGERS	36	3	10	3	1	0	2	17	3	0	0	1	0	0	0	2	8	27	15	3	9	.287
*Apr 23	RUTGERS	34	5	6	5	1	0	1	10	3	0	0	1	1	0	0	0	6	27	15	1	6	.284
Apr 25	MILWAUKEE	31	4	7	4	2	0	1	12	3	0	0	0	3	0	0	0	10	27	10	2	9	.283
*Apr 28	PENN STATE	32	4	8	3	0	0	0	8	5	0	1	0	0	0	2	0	7	27	7	1	11	.282
*Apr 28	PENN STATE	32	8	9	7	4	1	1	18	3	0	3	1	0	1	0	0	9	27	12	0	4	.282
*Apr 29	PENN STATE	36	9	12	7	2	0	2	20	7	0	6	0	1	1	0	0	11	27	13	2	12	.284
May 02	at Western Illinois	38	5	11	4	2	0	1	16	1	0	1	0	1	0	0	0	12	24	13	0	8	.284
*May 05	at Michigan State	28	3	5	3	1	0	1	9	6	0	2	1	0	1	0	2	9	27	14	0	5	.282
*May 06	at Michigan State	32	1	5	1	0	0	0	5	1	0	2	0	0	0	1	0	12	24	14	1	6	.279
*May 07	at Michigan State	38	9	13	7	2	0	0	15	5	1	0	2	1	0	0	2	9	27	11	1	8	.281
*May 12	OHIO STATE	37	9	15	6	2	0	1	20	5	0	0	0	0	0	0	3	3	27	8	0	9	.283
*May 13	OHIO STATE	36	7	9	7	2	0	2	17	2	0	2	0	1	1	0	0	7	27	10	0	6	.283
*May 14	OHIO STATE	35	11	12	11	2	0	3	23	3	0	0	0	1	0	1	0	6	27	12	3	5	.284
May 16	OMAHA	36	9	13	8	4	1	3	28	8	0	0	0	3	0	0	0	11	27	7	1	13	.286
*May 18	at Illinois	33	6	7	6	0	0	4	19	7	0	0	1	0	0	1	1	4	27	11	1	8	.284
*May 19	at Illinois	35	8	12	8	3	0	1	18	8	0	0	0	2	1	1	0	4	24	10	1	13	.285
*May 19	at Illinois	36	8	10	7	2	0	2	18	11	0	1	0	1	0	0	0	10	27	10	0	13	.285
May 25	vs Maryland	37	9	12	9	3	0	3	24	2	0	0	0	2	0	3	0	7	27	11	2	8	.286
May 26	vs Nebraska	28	2	7	2	0	0	1	10	2	0	0	2	1	0	0	1	8	27	11	0	5	.285
May 27	vs Minnesota	31	3	4	3	0	0	1	7	4	0	1	0	2	0	0	1	9	27	7	1	7	.283
May 27	vs Minnesota	46	7	10	6	2	0	4	24	7	1	2	1	2	1	0	1	11	39	18	0	10	.281
May 28	vs Northwestern	35	13	14	10	2	0	2	22	6	1	0	1	2	0	2	0	1	27	12	0	8	.283
June 2	at Houston	36	6	13	6	3	0	0	16	5	0	2	2	1	1	0	1	6	27	15	1	10	.285
June 3	vs Texas A&M	33	2	9	2	1	0	1	13	3	0	1	1	0	1	0	1	12	24	10	0	8	.285
Jun 4	at Houston	34	5	9	5	1	1	1	15	2	0	0	1	1	0	0	1	8	27	9	2	5	.284
Totals		2089	376	594	346	113	9	71	938	268	7	65	34	55	22	21	36	421	1631	683	51	485	.284



## 2017 IOWA BASEBALL PITCHING SUMMARY

Date	Opponent	ip	h	r	er	bb	so	2b	3b	hr	wp	bk	hbp	dp	ibb	score	w-l	sv	era
Feb 17	at South Florida	8.0	11	9	5	4	4	2	1	0	0	0	1	2	0	4-9	0-1	0	5.62
Feb 18	at South Florida	9.0	5	2	2	0	8	0	1	1	0	0	1	2	0	4-2	1-1	0	3.71
Feb 19	at South Florida	8.0	10	6	6	7	9	1	0	1	0	1	0	1	0	0-6	1-2	0	4.68
Feb 22	LORAS COLLEGE	9.0	3	1	1	5	15	2	0	0	1	0	0	0	0	8-1	2-2	0	3.71
Feb 24	vs Alabama State	9.0	8	2	2	3	8	1	0	0	0	0	0	2	0	9-2	3-2	0	3.35
Feb 25	vs Alabama State	9.0	8	4	4	4	8	0	0	1	1	0	1	1	0	3-4	3-3	0	3.46
Feb 26	vs Morehead State	9.0	13	7	6	4	5	4	1	0	1	0	2	1	0	14-7	4-3	0	3.84
Mar 03	vs Hawaii	9.0	11	6	6	1	9	0	0	1	0	0	0	1	0	7-6	5-3	0	4.11
Mar 04	vs Oral Roberts	9.0	7	5	5	3	8	1	0	1	0	0	0	0	0	7-5	6-3	1	4.22
Mar 05	at Minnesota	8.0	9	6	6	7	6	1	0	1	2	0	0	1	0	3-6	6-4	1	4.45
Mar 07	NORTHERN ILLINOIS	9.0	8	8	8	4	14	0	0	1	3	0	0	0	0	12-8	7-4	2	4.78
Mar 10	vs Villanova	9.0	13	10	7	5	11	2	1	2	0	0	1	0	0	1-10	7-5	2	4.97
Mar 11	vs Bucknell	9.0	13	7	7	4	5	2	3	0	1	0	2	3	0	1-7	7-6	2	5.13
Mar 12	vs Lehigh	9.0	11	7	7	0	14	1	0	1	2	0	0	0	0	15-7	8-6	2	5.27
Mar 12	vs Lehigh	9.0	8	3	3	4	10	2	0	0	1	0	2	0	0	8-3	9-6	2	5.11
Mar 17	at Kansas State	8.0	9	3	3	3	7	1	0	0	5	0	0	0	0	0-3	9-7	2	5.01
Mar 18	at Kansas State	9.2	9	5	4	6	5	3	1	0	0	0	1	3	0	4-5	9-8	2	4.93
Mar 19	at Kansas State	10.0	18	11	11	4	9	4	1	4	0	0	0	1	0	12-11	10-8	3	5.24
Mar 22	BRADLEY	9.0	4	1	1	3	13	1	0	0	1	0	1	0	0	12-1	11-8	3	5.02
*Mar 24	PURDUE	9.0	7	2	2	4	12	2	1	0	0	0	0	1	0	0-2	11-9	3	4.86
*Mar 25	PURDUE	9.0	8	1	1	2	8	3	0	0	0	0	1	1	0	5-1	12-9	4	4.68
*Mar 26	PURDUE	9.0	7	2	2	4	10	1	0	0	1	0	2	1	0	7-2	13-9	4	4.55
Mar 28	GRAND VIEW	9.0	7	5	3	2	10	1	0	0	1	1	2	0	0	6-5	14-9	4	4.49
Mar 31	UNLV	9.0	3	0	0	1	7	0	0	0	0	0	0	0	0	3-0	15-9	5	4.30
Apr 01	UNLV	9.0	8	5	3	4	6	1	0	3	0	0	0	3	0	6-5	16-9	5	4.24
Apr 01	UNLV	9.0	13	6	3	5	7	2	0	0	0	0	0	1	1	7-6	17-9	5	4.20
Apr 04	SOUTH DAKOTA STAT	9.0	5	3	3	4	5	0	0	1	1	1	1	1	0	4-3	18-9	6	4.15
*Apr 07	at Northwestern	9.0	8	2	2	2	6	1	0	0	0	0	0	1	0	14-2	19-9	6	4.07
*Apr 08	at Northwestern	8.0	8	7	5	3	7	1	0	0	0	0	2	1	0	5-7	19-10	6	4.12
*Apr 09	at Northwestern	8.0	11	6	6	3	7	2	0	0	0	0	4	2	0	5-6	19-11	6	4.20
Apr 11	WESTERN ILLINOIS	9.0	10	1	1	3	7	0	1	0	1	0	0	2	0	4-1	20-11	7	4.10
*Apr 14	at Nebraska	10.0	10	6	4	8	10	2	0	0	3	0	1	1	0	7-6	21-11	7	4.08
*Apr 15	at Nebraska	9.0	9	3	2	4	6	1	0	0	0	1	0	1	1	5-3	22-11	8	4.01
*Apr 16	at Nebraska	8.0	12	8	7	3	4	0	1	0	0	0	1	2	0	6-8	22-12	8	4.12
Apr 19	at Bradley	8.0	12	6	5	3	8	4	0	1	1	0	1	0	0	4-6	22-13	8	4.16
*Apr 21	RUTGERS	9.0	9	3	3	5	7	0	0	0	1	0	0	2	0	8-3	23-13	9	4.12
*Apr 22	RUTGERS	9.0	10	5	2	3	5	3	0	0	0	0	0	2	0	3-5	23-14	9	4.07
*Apr 23	RUTGERS	9.0	16	13	13	6	5	4	2	1	1	0	1	2	0	5-13	23-15	9	4.30
Apr 25	MILWAUKEE	9.0	9	3	3	2	12	3	0	1	1	0	0	3	0	4-3	24-15	9	4.27
*Apr 28	PENN STATE	9.0	4	2	1	0	11	0	1	0	1	0	0	0	0	4-2	25-15	10	4.19
*Apr 28	PENN STATE	9.0	5	2	2	6	6	0	0	0	2	0	0	3	0	8-2	26-15	10	4.13
*Apr 29	PENN STATE	9.0	11	1	1	4	5	0	0	0	1	0	0	1	0	9-1	27-15	10	4.06
May 02	at Western Illinois	8.0	8	7	7	8	5	0	1	0	4	0	2	1	0	5-7	27-16	10	4.14
*May 05	at Michigan State	9.0	10	2	2	1	7	4	0	0	1	0	0	1	0	3-2	28-16	10	4.09
*May 06	at Michigan State	8.0	6	2	1	4	4	0	1	0	0	0	0	1	1	1-2	28-17	10	4.03
*May 07	at Michigan State	9.0	10	4	4	2	4	5	0	0	1	2	0	1	0	9-4	29-17	11	4.03
*May 12	OHIO STATE	9.0	12	5	5	3	12	0	0	2	0	0	1	1	0	9-5	30-17	11	4.05
*May 13	OHIO STATE	9.0	19	12	12	5	8	6	0	2	1	0	1	0	0	7-12	30-18	11	4.22
*May 14	OHIO STATE	9.0	16	10	10	5	10	4	0	1	2	0	1	0	0	11-10	31-18	11	4.34
May 16	OMAHA	9.0	10	8	7	6	11	1	0	2	3	0	1	0	0	9-8	32-18	11	4.39
*May 18	at Illinois	9.0	11	5	4	3	5	3	0	4	0	0	0	1	0	6-5	33-18	12	4.38
*May 19	at Illinois	8.0	16	12	6	8	6	3	0	0	1	0	0	0	1	8-12	33-19	12	4.42
*May 19	at Illinois	9.0	10	3	3	0	5	1	0	1	0	1	0	1	0	8-3	34-19	12	4.40
May 25	vs Maryland	9.0	15	8	8	2	11	2	0	3	0	0	1	2	0	9-8	35-19	12	4.47
May 26	vs Nebraska	9.0	12	0	0	3	7	0	0	0	0	0	1	2	0	2-0	36-19	13	4.38
May 27	vs Minnesota	9.0	16	9	7	2	8	2	0	0	0	0	0	0	0	3-9	36-20	13	4.43
May 27	vs Minnesota	13.0	15	5	5	5	4	0	0	0	1	0	0	2	0	7-5	37-20	14	4.41
May 28	vs Northwestern	9.0	6	4	4	6	7	3	0	0	1	0	0	2	0	13-4	38-20	14	4.40
June 2	at Houston	9.0	6	3	2	6	5	2	0	0	2	0	0	1	1	6-3	39-20	15	4.36
June 3	vs Texas A&M	8.0	7	3	3	3	7	0	0	1	1	0	0	2	0	2-3	39-21	15	4.34
Jun 4	at Houston	9.0	11	7	7	3	5	4	0	1	1	0	1	0	0	5-7	39-22	15	4.39
Totals		543.2	596	304	265	227	470	99	17	38	52	7	38	67	4	376-304	39-22	15	4.39





## 2017 IOWA BASEBALL MISCELLANEOUS STATS

<b>Multiple Hit Games</b>	<b>2</b>	<b>3</b>	<b>4</b>	<b>5+</b>	<b>Total</b>
35 Adams, Jake	19	7	1	-	27
1 McCoy, Mason	19	7	-	-	26
44 Neustrom, Robert	21	3	1	-	25
28 Whelan, Chris	15	7	-	-	22
9 Norman, Ben	11	6	1	-	18
5 Cromptley, Tyler	13	2	-	-	15
3 Hoeg, Matt	14	-	1	-	15
4 Boe, Mitchell	12	-	-	-	12
7 Judkins, Grant	7	-	-	-	7
20 Guzzo, Austin	3	1	-	-	4
16 Fricke, Zach	1	-	-	-	1
<b>TEAM</b>	<b>135</b>	<b>33</b>	<b>4</b>	<b>0</b>	<b>172</b>

<b>Multiple RBI Games</b>	<b>2</b>	<b>3</b>	<b>4</b>	<b>5+</b>	<b>Total</b>
35 Adams, Jake	8	6	1	2	17
44 Neustrom, Robert	5	5	1	1	12
3 Hoeg, Matt	9	2	1	-	12
5 Cromptley, Tyler	6	1	2	-	9
9 Norman, Ben	5	2	-	-	7
1 McCoy, Mason	5	-	2	-	7
28 Whelan, Chris	5	1	-	-	6
4 Boe, Mitchell	4	2	-	-	6
7 Judkins, Grant	3	1	-	-	4
6 Jenkins, Justin	1	-	-	-	1
20 Guzzo, Austin	-	1	-	-	1
23 Crawl, Kyle	1	-	-	-	1
14 Woods, Corbin	-	1	-	-	1
<b>TEAM</b>	<b>52</b>	<b>22</b>	<b>7</b>	<b>3</b>	<b>84</b>

<b>Hitting Streaks</b>	<b>Longest</b>	<b>Current</b>
1 McCoy, Mason	15	4
44 Neustrom, Robert	14	1
35 Adams, Jake	10	2
4 Boe, Mitchell	8	3
3 Hoeg, Matt	8	2
28 Whelan, Chris	7	-
5 Cromptley, Tyler	7	1
7 Judkins, Grant	6	6
9 Norman, Ben	5	4
20 Guzzo, Austin	3	-
8 Farley, Luke	3	1
16 Fricke, Zach	2	-
14 Woods, Corbin	2	-
23 Crawl, Kyle	1	-
6 Jenkins, Justin	1	-

<b>Reached Base Streaks</b>	<b>Longest</b>	<b>Current</b>
1 McCoy, Mason	26	7
44 Neustrom, Robert	16	6
7 Judkins, Grant	15	6
28 Whelan, Chris	14	1
4 Boe, Mitchell	14	3
35 Adams, Jake	13	5
3 Hoeg, Matt	12	6
9 Norman, Ben	11	5
5 Cromptley, Tyler	9	1
20 Guzzo, Austin	6	-
8 Farley, Luke	5	1
14 Woods, Corbin	4	-
6 Jenkins, Justin	3	-
23 Crawl, Kyle	3	3
16 Fricke, Zach	2	-



## THE LAST TIME...

### Hitting Categories:

<b>A Hawkeye hit a walk-off home run</b> .....	<b>Robert Neustrom, May 14, 2017, vs. Ohio State (W, 11-10)</b>
<b>A Hawkeye hit a lead-off home run</b> .....	<b>Chris Whelan, May 16, 2017, vs. Omaha (W, 9-8)</b>
<b>A Hawkeye hit a grand slam</b> .....	<b>Robert Neustrom, Tyler Cropley vs. Bradley (W, 12-1), 3/22/17</b>
A Hawkeye hit for the cycle.....	Mason McCoy, April 13, 2016 vs. Air Force (W, 22-2) (5-for-7, 6 RBIs)
A Hawkeye had 8 or more at-bats.....	^Eric Toole (3-for-8), Jake Manger (3-for-8), Joel Booker (2-for-8) vs. Sacramento State, 4/28/15
A Hawkeye hit four home runs in a game.....	Bill Heinz, April 20, 1988 at Minnesota (W, 17-3)
<b>A Hawkeye hit three home runs in a game</b> .....	<b>Jake Adams, May 19, 2017, at Kansas State (3-for-4, 7 RBIs), 12-11 win (10 innings)</b>
<b>A Hawkeye hit two home runs in a game</b> .....	<b>Tyler Cropley, 5/27/17, vs. Minnesota (2-for-6, 2 RBIs), 7-5 win (13 innings)</b>
A Hawkeye had five hits in a game.....	^Mason McCoy, April 13, 2016 vs. Air Force (W, 22-2), (5-for-7, 6 RBIs)
A Hawkeye had three doubles in a game.....	Nate Yoho, April 23, 2004 vs. Penn State
A Hawkeye hit two triples in a game.....	Zach McCool, April 20, 2010 vs. Western Illinois (W, 6-5)
A Hawkeye had six RBIs in a game.....	<b>7, Jake Adams, March 12, 2017 vs. Lehigh (W, 15-7)</b>
A Hawkeye stole five bases in a game.....	Lance Platz at Purdue in 1979
A Hawkeye stole home.....	Tyler Peyton, March 15, 2014 vs. Georgetown (W, 13-1)
A Hawkeye walked four times in a game.....	^Mitchell Boe, April 13, 2016 vs. Air Force (W, 22-2)
A Hawkeye had three sacrifice hits in a game.....	Travis Sweet, March 23, 2007 at North Dakota State (W, 6-5)
A Hawkeye scored five runs in a game.....	^Austin Guzzo, March 8, 2016, vs. Northwestern College (W, 28-0)
A Hawkeye was hit by three pitches in a game.....	Nick Day, April 25, 2014 vs. South Dakota State
<b>A Hawkeye hit a home run in five consecutive games</b> .....	<b>Jake Adams (May 12-18, 2017, vs. Ohio State, vs. Omaha, at Illinois)</b>
A Hawkeye hit triples in consecutive games.....	Jake Yacinich (April 11-12, 2014 -- at Northwestern)
The Hawkeyes hit back-to-back triples in a game.....	T.J. Cataldo & Matt Mossey, April 20, 2008 vs. Northwestern (L, 9-6)
The Hawkeyes hit five or more home runs in a game.....	5, March 18, 2009 at UT-Martin (W, 25-6) (Cataldo, Durant, Freie, McQuillan, Toole)
<b>The Hawkeyes hit four home runs in a game</b> .....	<b>4, May 18, 2017, at Illinois, (W, 6-5) (Neustrom, McCoy, Adams, Neustrom)</b>
<b>The Hawkeyes hit two grand slams in the same game</b> .....	<b>Robert Neustrom, Tyler Cropley vs. Bradley (W, 12-1), 3/22/17</b>
<b>The Hawkeyes hit back-to-back home runs in same game</b> .....	<b>May 18, 2017, at Illinois (McCoy, Adams, Neustrom)</b>
<b>The Hawkeyes left 15 or more people on base</b> .....	<b>16 vs. Bucknell, 2/17/17</b>
The Hawkeyes hit into five double plays.....	May 23, 2007 vs. Illinois (L, 12-3 in Big Ten Tournament)

### Pitching Categories:

A Hawkeye pitcher threw a no-hitter (7 innings).....	Bill Drambel, 1979 vs. Kansas State
A Hawkeye pitcher threw a perfect game (7 innings).....	Chad Blackwell, April 29, 2000 vs. Northwestern (W, 4-0)
A Hawkeye pitcher threw a one-hitter (9 innings).....	Jarred Hippen, April 29, 2011 at Minnesota (L, 1-0)
A Hawkeye pitcher threw a two-hitter (7 innings).....	Steve Turnbull, March 23, 2007 vs. North Dakota State (W, 8-0)
Iowa was one hit.....	Apr. 2, 2006 vs. Ohio State (L, 15-1)
Iowa was no-hit.....	Apr. 21, 2012 vs. Penn State (L, 2-0)
A Hawkeye pitcher threw a complete game (7 innings).....	Steve Turnbull, May 3, 2008 vs. Minnesota (W, 6-1)
A Hawkeye pitcher threw a complete game (9 innings).....	C.J. Eldred, March 25, 2016 vs. Maryland (W, 8-1), April 1, 2016, at Minnesota (L, 1-4)
A Hawkeye pitcher threw a complete game shutout (9 innings).....	Tyler Peyton, May 20, 2016, at Penn State (W, 8-0)
<b>The Hawkeyes were shut out</b> .....	<b>March 24, 2017, vs. Purdue (L, 0-2)</b>
A Hawkeye pitcher recorded nine or more wins in a season.....	9, Blake Hickman, 2015
A Hawkeye closer recorded 10 or more saves in a season.....	13, Kevin Lee, 2010
<b>A Hawkeye pitcher recorded 10 or more strikeouts</b> .....	<b>10, Nick Gallagher, Penn State, 4/28/17 (W, 4-2)</b>

### Fielding Categories:

The Hawkeyes committed five errors or more in a game.....	April 28, 2013 vs. Minnesota (L, 9-5) -- committed five.
A Hawkeye had 20 or more putouts.....	20, Steve Stumpff, 1975 vs. Tulsa
A Hawkeye had 15 or more putouts.....	<b>16, Jake Adams, vs. Morehead State, 2/26/17</b>
A Hawkeye had eight or more assists in a game.....	10, Zach Daniels at Minnesota, 4/3/16
The Hawkeyes turned five double plays in a game.....	2003 vs. Ohio State^

### Scoring and Misc. Categories:

The Hawkeyes recorded 20 or more hits.....	20 at Ohio State, 5/7/16 (W, 12-0)
The Hawkeyes scored 20 or more runs.....	22 vs. Air Force, 4/13/16 (W, 22-2); 28, vs. Northwestern College, 3/8/16 (W, 28-0)
Iowa swept a four-game Big Ten series.....	at Northwestern, April 27-29, 2007 (W, 16-6, 15-10, 13-8, 14-10)
<b>Iowa swept a three-game Big Ten series</b> .....	<b>vs. Penn State, April 28-29, 2017 (W, 4-2, 8-2, 9-1)</b>
Iowa swept consecutive three-game Big Ten series.....	vs. No. 19 Indiana (March 27-29, 2015); at Purdue (April 3-5, 2015)
Iowa was swept in a Big Ten three-game series.....	vs. Illinois, May 9-11, 2014 (L, 1-4, L, 1-5, L, 2-4)
<b>Iowa defeated a ranked team</b> .....	<b>May 26 vs. No. 21 Nebraska (W, 2-0)</b>
Iowa swept a series over a ranked opponent.....	March 27-29, 2015 vs. No. 19 Indiana (W, 2-0, 5-1, 10-6), April 25-26, 2015 vs. No. 25 Nebraska (W, 4-3, 3-2 (10), 5-1)
Iowa defeated a top-10 team.....	vs. No. 7 Vanderbilt, Mar. 1, 2008 (W, 6-3)
The Hawkeyes played 14 or more innings.....	vs. Sacramento State, 4/28/15 (W, 4-3, 18 innings)
<b>Iowa played a game over four and a half hours</b> .....	<b>4:57 vs. Minnesota, 5/27/17 (W, 7-5, 13 innings)</b>
Longest game in school history.....	5:40 vs. Sacramento State, 4/28/15 (W, 4-3, 18 innings)

\* Bolded items are from the 2017 season      ^Tied school record

Instagram: [UIBaseball](#)



Twitter: [@UIBaseball](#)



Facebook: [iowabaseball](#)

## 2017 IOWA BASEBALL ROSTER

No.	Name	Pos.	B/T	Ht./Wt.	Yr.	Hometown/Last School
1	Mason McCoy	IF	R/R	6-0/182	Sr.	Washington, Ill./Illinois Central College
2	Zach Daniels	RHP	L/R	5-11/166	So.	Robins, Iowa/Cedar Rapids Kennedy
3	Matt Hoeg	IF	R/R	6-1/196	Jr.	Waukee, Iowa/Iowa Western CC
4	Mitchell Boe	IF	L/R	5-10/175	So.	Naperville, Ill./Joilet Catholic
5	Tyler Cropley	C/OF	R/R	5-11/185	Jr.	McCook Lake, S.D./Iowa Western CC
6	Justin Jenkins	OF	L/L	5-10/196	Fr.	Terre Haute, Ind./Terre Haute South
7	Grant Judkins	3B/RHP	L/R	6-3/207	Fr.	Pella, Iowa/Pella
8	Luke Farley	OF	R/R	6-0/212	So.	Denver, Iowa/Waterloo Columbus
9	Ben Norman	OF	L/R	6-2/189	Fr.	Des Moines, Iowa/Roosevelt
10	Derek Lieurance	RHP	R/R	6-0/207	So.	Cascade, Iowa/NIACC
11	Cole McDonald	RHP	L/R	6-1/195	So.	New Hampton, Iowa/New Hampton
12	Nick Nelsen	RHP	S/R	6-2/180	Jr.	West Des Moines, Iowa/Johnson County CC
14	Corbin Woods	IF	R/R	6-2/203	Sr.	Cedar Rapids, Iowa/Heartland CC
16	Zach Fricke	C	L/R	6-0/202	RS Jr.	Waterloo, Iowa/NIACC
17	Josh Martsching	RHP	L/R	6-2/210	RS Sr.	Bloomfield, Iowa/Davis County
18	Shane Ritter	RHP	R/R	6-4/196	So.	Plainfield, Ill./Plainfield South
19	Adam LaRock	IF/OF	S/R	6-1/180	Fr.	Eau Claire, Wis./Eau Claire North
20	Austin Guzzo	C/3B	L/R	6-2/203	Jr.	Brooklin, Ontario/All Saints Catholic
22	Kole Kampen	LHP	S/L	6-1/200	Fr.	Fort Dodge, Iowa/Fort Dodge
23	Kyle Crowl	IF	R/R	6-2/195	Fr.	Council Bluffs, Iowa/Abraham Lincoln
24	Nick Allgeyer	LHP	L/L	6-3/210	Jr.	St. Louis, Mo./Vianney
26	Elijah Wood	LHP	R/L	6-3/213	Jr.	Washington, Iowa/Marshalltown CC
28	Chris Whelan	IF/OF	R/R	6-1/196	RS So.	Naperville, Ill./Parkland College
29	Sammy Lizarraga	RHP	R/R	6-6/248	So.	Cedar Rapids, Iowa/Kennedy
30	Nick Gallagher	RHP	R/R	6-3/205	Jr.	Iowa City, Iowa/West High
32	Sam Norman	LHP	L/L	6-5/223	Sr.	Des Moines, Iowa/Creighton
33	C.J. Eldred	RHP	R/R	6-1/231	RS Jr.	Mount Vernon, Iowa/Indiana University
34	Cole Pennock	LHP	R/L	6-8/247	Fr.	Clinton, Iowa/Clinton
35	Jake Adams	1B	R/R	6-2/250	Jr.	Brandon, S.D./DMACC
36	Connor Lindaman	1B	R/R	6-5/235	Fr.	Davenport, Iowa/Davenport Assumption
37	Kace Massner	OF	L/R	6-5/225	Fr.	Burlington, Iowa/Burlington
41	Ryan Erickson	LHP	L/L	6-3/200	RS Sr.	Mason City, Iowa/Johnson County CC
42	Drake Robison	RHP	R/R	6-1/165	Sr.	Machesney Park, Ill./Ole Miss
43	Grant Leonard	RHP	R/R	5-11/166	Fr.	Mokena, Ill./Lincoln Way
44	Robert Neustrom	OF	L/L	6-3/209	So.	Sioux City, Iowa/Sioux City North
45	Kyle Shimp	LHP	R/L	6-7/220	RS Fr.	Yorkville, Ill./Yorkville

### COACHING STAFF

21	Rick Heller - Head Coach
25	Scott Brickman - Pitching Coach
15	Marty Sutherland - Recruiting Coordinator
40	Sean Moore - Volunteer Assistant Coach/Hitting Coach
38	Shane Schmidt - Graduate Assistant
	Desi Druschel - Director of Baseball Operations

### PRONUNCIATION GUIDE

Nick Allgeyer	All-Guy-ur
Kyle Crowl	Rhymes with Growl
Zach Fricke	Frickie
Austin Guzzo	Goo - zoe
Matt Hoeg	Hoy-g
Derek Lieurance	La-rance
Sammy Lizarraga	Liz-uh-rah-guh
Josh Martsching	Mart-shing
Kace Massner	Case Mazzner
Robert Neustrom	New-strom
Cole Pennock	Pen-knock
Drake Robison	Rob-i-son
Chris Whelan	Way-lin

