



IOWA BASKETBALL

@IOWAWBB GAME NOTES

24 NCAA Tournaments • 6 Sweet Sixteens • 3 Elite Eights • 1993 NCAA Final Four • 11 Big Ten Titles

2016-17 Schedule/Results (13-7; 4-3)

11/11	Oral Roberts	W, 96-76
11/13	Hampton	W, 84-51
11/16	at North Dakota	W, 75-60
11/19	Massachusetts ^	W, 71-30
11/20	South Dakota State ^	L, 64-66
11/24	vs. UCLA *	L, 65-78
11/25	vs. James Madison *	W, 90-75
11/30	Notre Dame &	L, 73-58
12/4	Northern Iowa	W, 88-39
12/7	Iowa State %	W, 88-76
12/9	Robert Morris	W, 81-60
12/18	at Drake	L, 76-81
12/20	Kent State	W, 83-48
12/28	at Illinois	L, 65-70
12/31	Nebraska	W, 75-72
1/3	at Penn State	L, 58-71
1/11	Illinois	W, 78-58
1/14	Maryland	L, 82-98
1/17	at Rutgers	W, 71-59
1/21	Minnesota	W, 80-65
1/29	at Maryland	1 p.m.
2/2	Rutgers	7 p.m.
2/5	at Michigan	1 p.m.
2/9	Michigan State	6 p.m.
2/12	at Ohio State	11 a.m.
2/16	Northwestern	7 p.m.
2/19	at Purdue	11 a.m.
2/22	at Indiana	6 p.m.
2/26	Wisconsin	TBA

^ -- Hawkeye Challenge
 * -- Cancun Challenge
 & -- ACC/Big Ten Challenge
 % -- Iowa Corn Cy-Hawk Series

All times listed as Central

Stay Connected



Pronunciation Guide

Lisa Bluder.....BLUE-dir
 Christina ButtenhamBUTT-in-HAM
 Bre CeraSARA
 Tania DavisTun-EYE-uh
 Ally Disterhoft.....DIST-ir-hoft
 Megan GustafsonGUS-toff-son
 Alexa Kastanekuh-LEX-uh kuh-STON-ik
 Carly MohnsMOANS
 Amanda OllingerAAH-ling-gir
 Hailey Schneden.....SCHNAY-din
 Alexis Sevillian.....Suh-VILL-an

Communications Contact: Brandee Britt
 E-Mail: brandee-britt@uiowa.edu

Office: 319-355-9411
 Cell: 630-333-2521

GAME 21



13-7; 4-3

Iowa at #3/3 Maryland
 XFINITY Center
 January 29, 2017
 Series: Maryland leads, 4-1









20-1; 8-0

Watch: ESPN2 | Talent: Bob Picozzi, Rebecca Lobo | Live Stats/Audio: hawkeyesports.com |
 Radio: Hawkeye Radio Network | Radio Talent: Rob Brooks, Jamie Cavey Lang |
 Twitter Updates: @IowaWBB

QUICK HITS

- Iowa made its ninth consecutive postseason appearance (8 NCAA, 1 WNIT), earning an at-large bid to the WNIT last season.
- The Hawkeyes have made a postseason tournament appearance in 15 of head coach Lisa Bluder's 16 seasons at the helm of the program, receiving 12 NCAA Tournament and three WNIT (2003, 2005, 2016) opportunities.
- Bluder is one of 14 Division I head coaches to win 675 or more in her career. She has been a head coach for 32 seasons, including 16 at Iowa.
- Iowa returns four of its five starters from last season in senior Ally Disterhoft, junior Chase Coley, and sophomores Tania Davis and Megan Gustafson.
- Iowa's freshmen class of Bre Cera (2016 Journal Sentinel Player of the Year), Kathleen Doyle (Illinois Miss Basketball), Makenzie Meyer (Iowa Miss Basketball), Amanda Ollinger, (Gazette Female Athlete of the Year) and Alexis Sevillian (Finalist for Michigan Miss Basketball) was ranked No. 7 nationally by Blue Star -- the highest ranked recruiting class for head coach Lisa Bluder and her staff.
- Senior Ally Disterhoft was named Preseason All-Big Ten by the coaches and media, the Big Ten Conference announced Oct. 24. She led the Hawkeyes in scoring last season, averaging 17.1 points per game. The guard/forward netted double figures in every game last season and became the highest scoring junior in program history with 565 points.
- Disterhoft ranks third on Iowa's all-time career scoring list with 1,860 career points. Former Hawkeye Cindy Haugejorde holds the scoring record with 2,059 points.
- Disterhoft earned Academic All-America of the Year and first team Academic All-America accolades last season. She owned the highest GPA (4.03) of any Academic All-American last season and was the only junior to be named to the first team.
- Bluder owns a 336-195 (.633) overall record and a 164-109 conference mark at Iowa. In her 32 seasons as a head coach, Bluder is 692-337 (.672).

Probable Starters (Based on last contest)

 G/F • 2 • Ally Disterhoft 6-0 • Sr. • Iowa City, Iowa	 G • 11 • Tania Davis 5-4 • So. • Grand Blanc, Mich.
PTS 15.9 REB 5.2 FG% .521 3-PT% .350	PTS 10.8 FT% .868 FG% .419 3-PT% .321
 G • 22 • Kathleen Doyle 5-9 • Fr. • LaGrange Park, Ill.	 C • 10 • Megan Gustafson 6-3 • So. • Port Wing, Wis.
PTS 8.4 AST 3.95 REB 2.3 FG% .405	PTS 17.6 REB 9.8 FG% .671 FT% .773
 G • 3 • Makenzie Meyer 5-9 • Fr. • Mason City, Iowa	 Head Coach Lisa Bluder 17th season at Iowa (336-195) 33rd season overall (692-337) • 1-of-14 active Division I coaches with 675 or more wins
PTS 5.4 REB 1.6 3-PT% .373 FG% .396	



Inside the Numbers

	IOWA	UMD
Scoring Average	76.4	90.0
Scoring Defense	65.3	61.6
Scoring Margin	+11.1	+28.5
FG%	.477	.505
FG% Defense	.370	.345
FT%	.719	.691
3-PT FG%	.319	.345
3-PT FG% Defense	.288	.317
Rebound Margin	+4.0	+16.7
Assists Per Game	18.4	20.5
Turnovers Per Game	16.9	14.5
Turnover Margin	-1.9	+4.6
Steals Per Game	7.3	11.7
Blocks Per Game	3.6	5.1

Iowa Athletic Communications

S300 Carver-Hawkeye Arena
Iowa City, Iowa 52242
Phone: 319-335-9411
Fax: 319-335-9417

hawkeyesports.com
iowawbb.com

WBB Contact: Brandee Britt
Cell: 630-333-2521
Office: 319-353-5977
Email: brandee-britt@uiowa.edu

How Many Times a Hawkeye Player...

Scored 20 or More Points

Megan Gustafson	9
Ally Disterhoft	4
Tania Davis	2

Scored 15 or More Points

Ally Disterhoft	14
Megan Gustafson	13
Tania Davis	3
Kathleen Doyle	2

Grabbed 10 or More Rebounds

Megan Gustafson	10
Chase Coley	1
Ally Disterhoft	1

Grabbed 7 or More Rebounds

Megan Gustafson	17
Ally Disterhoft	5
Chase Coley	1
Hannah Stewart	1

Dished Out 5 or More Assists

Kathleen Doyle	8
Tania Davis	7
Ally Disterhoft	2

Posted a Double-Double

Megan Gustafson	10
Ally Disterhoft	1

Recorded 3 or More Steals

Kathleen Doyle	8
Tania Davis	3
Ally Disterhoft	1
Alexa Kastanek	1

Blocked 2 or More Shots

Megan Gustafson	8
Hannah Stewart	3
Ally Disterhoft	2
Kathleen Doyle	2
Chase Coley	1

2016-17 Margin of Victory/Defeat

Points	1	2	3	4	5	6	7	8	9	10-14	15-19	20+
Wins	0	0	1	0	0	0	0	0	0	2	3	7
Losses	0	1	0	0	2	0	0	0	0	2	2	0

THE SETTING

The University of Iowa women's basketball team hits the road this weekend, traveling to College Park, Maryland, for a Sunday contest against the Terrapins. Tipoff is set for 1 p.m. (CT).

WATCH/LISTEN

- Sunday's contest will air live on ESPN2. Bob Picozzi and Rebecca Lobo will have the call from the XFINITY Center.
- The game will also be available on WatchESPN. Links can be found on the Iowa women's basketball schedule page on hawkeyesports.com.
- Rob Brooks and Jamie Cavey Lang will have the call on the Hawkeye Radio Network. Links to the broadcast are available on the women's basketball schedule page at hawkeyesports.com.

SCOUTING MARYLAND

- Maryland enters the week with a 20-1 overall record and a 8-0 mark in league play.
- The Terrapins are ranked No. 3 in both the AP Poll and the *USA Today* Coaches Poll.
- Maryland's only loss on the season came to top-ranked Connecticut (81-87) on Dec. 29 in College Park, Maryland.
- Senior center Brionna Jones leads the team in both scoring (19.0) and rebounding (10.3). Senior guard Shatori Walker-Kimbrough (16.8) and freshman guard Destiny Slocum (11.2) are also averaging double figures in scoring for the Terps.
- Maryland ranks second in the NCAA in field goal percentage (.509), rebounding margin (16.2), and scoring offense (89.9), third in scoring margin (27.7) and win-loss percentage (.950), fourth in rebounds (923), and fifth in rebounds per game (46.15), assists (409), and assists per game (20.5).
- Jones ranks third in double-doubles (14) and field goal percentage (.687), sixth in field goals made (160), ninth in rebounds (211), and 10th in offensive rebounds per game (5).

THE SERIES

- Maryland leads the all-time series, 4-1.
- The Hawkeyes fell to No. 3 Maryland, 98-82, on Jan. 14 in Carver-Hawkeye Arena.
- Maryland defeated Iowa twice last season. The Terps topped the Hawkeyes, 76-56, in Iowa City, Iowa, on Jan. 10 before winning, 75-55, at the Big Ten Tournament in Indianapolis on March 4.
- Iowa's lone win in the series came in the 1992-93 season. The Hawkeyes defeated fourth-ranked Maryland, 53-50, in College Park on Dec. 6, 1992.

FLASHBACK

- Maryland and Iowa last met on Jan. 14 in Carver-Hawkeye Arena. The Terrapins defeated the Hawkeyes, 98-82.
- After trailing by 14 points in the first quarter, the Hawkeyes went on a 25-9 run over a span of 8:09 in the second quarter to take a 47-43 lead into the break. It marked just the second time this season the nationally-ranked Terrapins have trailed at the half (36-31, UCONN).
- Iowa scored a season-high 31 points in the second quarter on .632 (12-of-19) shooting from the field.
- Sophomore Tania Davis registered a career-high 25 points against the Terrapins. It marked the second time this season the sophomore has scored 20 or more points (Iowa State, 23). Senior Ally Disterhoft (18), sophomore Megan Gustafson (14), and junior Christina Buttenham (10) also scored in double figures for the Hawkeyes.
- Freshman Kathleen Doyle registered a career-high seven assists in the contest.

2016-17 Roster

No.	Name	Yr.	Ht.	Pos.	Hometown (High School)
1	Alexa Kastanek	Sr.	5-10	G	Lincoln, Neb. (Southeast)
2	Ally Disterhoft	Sr.	6-0	G	Iowa City, Iowa (West)
3	Makenzie Meyer	Fr.	5-10	G	Mason City, Iowa (Mason City)
4	Chase Coley	Jr.	6-3	F/C	Minneapolis, Minn. (Washburn)
5	Alexis Sevillian	Fr.	5-6	G	Goodrich, Mich. (Goodrich)
10	Megan Gustafson	So.	6-3	F/C	Port Wing, Wis. (South Shore)
11	Tania Davis	So.	5-4	G	Flint, Mich. (Goodrich)
21	Hannah Stewart	So.	6-2	F	Minot, N.D. (Bishop Ryan Catholic)
22	Kathleen Doyle	Fr.	5-9	G	LaGrange Park, Ill. (Benet Academy)
23	Christina Buttenham	Jr.	6-0	F	Hamilton, Ontario, Canada (St. Mary Catholic Secondary)
34	Carly Mohns	RS-So.	6-1	F	Brodhead, Wis. (Brodhead)
35	Bre Cera	Fr.	5-10	G	Mukwonago, Wis. (Mukwonago)
40	Hailey Schneden	Sr.	6-2	F	Davenport, Iowa (Assumption)
43	Amanda Ollinger	Fr.	6-1	F	Cedar Rapids, Iowa (Linn-Mar)

Head Coach: Lisa Bluder (17th year -- Northern Iowa, 1983)

Associate Head Coach: Jan Jensen (17th year -- Drake, 1991)

Assistant Coach: Jenni Fitzgerald (17th year -- Drake, 1990)

Assistant Coach: Lacey Goldwire (4th year -- Oklahoma State, 2010)

Director of Basketball Operations: Abby (Emmert) Stamp (8th year -- Iowa, 2008)



BACK-TO-BACK

- The Hawkeyes registered their second straight Big Ten Conference win with an 80-65 victory over Minnesota on Jan. 21.
- After trailing by seven points in the first half and 36-35 at the break, the Hawkeyes used a 45-29 second half run to grab the lead for good against the Golden Gophers.
- Sophomore Megan Gustafson led the team with 19 points and 12 rebounds. It marked her 10th double-double of the season and the 19th of her career. Senior Ally Disterhoft added 17 points, while freshman Kathleen Doyle and sophomore Tania Davis netted 11 and 10, respectively.
- Iowa recorded 24 assists on 31 made field goals. Davis' eight assists led the team, while Doyle added five and Disterhoft dished out four.
- The Hawkeyes committed a season-low 11 turnovers.

GUSTAFSON NAMED TO B1G HONOR ROLL... AGAIN

- Sophomore Megan Gustafson was named to the Big Ten Women's Basketball Player of the Week Honor Roll by the league office on Monday.
- It marked the fifth weekly honor of Gustafson's career and her fourth of the season.
- Gustafson shot .750 (15-of-20) from the field to help Iowa to a pair of Big Ten Conference wins against Rutgers and Minnesota last week. She averaged 19.0 points and 7.5 rebounds in 62 minutes of action.
- The Port Wing, Wisconsin, native scored a team-high 19 points on a perfect 7-of-7 shooting performance to lead Iowa to its first Big Ten Conference road win of the season at Rutgers on Jan. 17. Four days later, Gustafson registered a team-leading 19 points and 12 rebounds against the Golden Gophers. It marked her 10th double-double of the season and the 19th of her career.
- Gustafson earned Big Ten Player of the Week accolades on Nov. 14 before being named to the Honor Roll on Dec. 26 and Jan. 2. She garnered Big Ten Freshman of the Week honors on Feb. 22, 2016.

HOT HAWKEYES ROLL TO 1ST B1G ROAD WIN

- The Hawkeyes notched their first Big Ten road win of the season with a, 71-59, victory over Rutgers on Jan. 17.
- Iowa shot a season-high .625 (25-of-40) from the field in the contest.
- The Hawkeyes did not miss a field goal in the third quarter (7-for-7).
- Junior Megan Gustafson (7-for-7) and freshman Makenzie Meyer (4-for-4) were perfect from the field in the contest., while junior Chase Coley went 4-for-5 on the evening.
- Gustafson (19 points), sophomore Tania Davis (15 points), and Meyer (10 points) each scored in double figures for the Hawkeyes, while Coley and sophomore Hannah Stewart scored eight points apiece.

COLEY STEPS UP

- Junior Chase Coley has scored six or more points in each of her last three games.
- During that span, Coley is shooting .555 (10-of-18) from the field.
- In back-to-back games against Maryland and Rutgers, Coley netted 15 points on 7-of-9 shooting.
- Iowa is 6-1 this season when Coley scores six or more points.

HAVE A DAY, TANIA

- Tania Davis netted a career-high 25 points against No. 3 Maryland on Jan. 14.
- It marked the second time this season the sophomore has registered 20 or more points.
- Davis also matched her career high with seven field goals made.

BENCH PRODUCTION

- Junior Chase Coley and sophomore Hannah Stewart notched quality minutes off the bench in Iowa's win over Rutgers on Jan. 17.
- The duo combined to score 16 points on 8-of-12 shooting from the field in Iowa's first Big Ten road win of the season.
- Coley and Stewart combined for 16 of Iowa's 18 total bench points.

UNSELFISH BASKETBALL

- The Hawkeyes rank second in the Big Ten and 11th nationally in assists (367).
- Iowa also ranks second in the conference and 12th in the NCAA in assists per game (18.4).
- Seven Hawkeyes have dished out 20 or more assists on the season. Sophomore Tania Davis leads the team with 84. She is joined by freshman Kathleen Doyle (79), senior Ally Disterhoft (54), freshmen Makenzie Meyer (32) and Bre Cera (25), junior Chase Coley (23) and senior Alexa Kastanek (22).
- Davis dished out a season-high eight assists in Iowa's win over Minnesota on Jan. 21.
- Doyle registered a career-high seven assists against No. 3 Maryland on Jan. 14. She also led the team with five against Rutgers on Jan. 17.

I'LL TAKE THAT, PLEASE

- Freshman Kathleen Doyle leads the team with 40 steals on the season.
- The LaGrange Park, Illinois, native is tied for sixth in the Big Ten Conference, averaging 2.0 steals per game.
- Doyle's 2.0 steals per game average is the highest among all Big Ten freshmen.
- In seven conference games this season, Doyle is averaging 2.1 steals -- tied for the eighth-highest total in the Big Ten.

Head Coach Lisa Bluder

Lisa Bluder (pronounced BLUE-dir), the all-time winningest coach in program history, completed her 16th season as head coach at the University of Iowa and her 32nd season as a college head coach in 2015-16.

Under her direction, the Hawkeyes have advanced to 15 postseason appearances (12 NCAA and three WNIT) in 16 seasons, including NCAA Tournament berths in eight of the last nine seasons.

Bluder, the 2015 Carol Eckman Award winner, has posted a 336-195 (.633) record at Iowa and her career record stands at 692-337 (.672). Bluder surpassed Hall of Famer C. Vivian Stringer (269 wins) as the all-time winningest coach in program history on Feb. 10, 2014, as the Hawkeyes defeated Northwestern, 90-84.

Bluder, 1-of-14 active Division I coaches with 675 or more wins, is a three-time Big Ten Coach of the Year (2001, 2008 and 2010) and two-time WBCA Regional Coach of the Year (2001 and 2008). She has guided Iowa to a winning record in 15 of her 16 years at Iowa, including 11 upper-division finishes in the challenging Big Ten Conference. Bluder, who ranks third among Big Ten coaches all-time in league victories (162), has led Iowa to nine 20-win seasons in her 16 years, including seven of the last nine years.

Bluder has coached numerous players to different awards in her 16 years in Iowa City. She has mentored 19 players to 47 All-Big Ten honors, including 12 first team picks, 16 second, 11 third and eight honorable mention selections. She has also had two Big Ten Freshman of the Year award winners, two Big Ten Sixth Player of the Year recipients, eight members of the Big Ten All-Freshman team and three players named to the Big Ten All-Defensive team, with Kachine Alexander earning the honor twice.

Five players during Bluder's tenure have earned a total of seven Women's Basketball Coaches Association (WBCA) all-region team accolades and six players have earned a total of 11 honorable mention All-America honors. Bluder coached her first consensus All-American in Samantha Logic, who earned the honor after being named a WBCA Division I Coaches All-American, USBWA All-American, ESPN Second Team All-American, and Third Team Associated Press All-American.

With Bluder on the Iowa sidelines, student-athletes have been named Academic All-Big Ten 75 times, including a program-best eight honorees in 2011 and 2012. The 75 honorees is the highest total mentored by any of the Big Ten coaches. Bluder has also mentored three Academic All-Americans in Ally Disterhoft (2015, 2016), Logic (2015), and Lindsey Meder (2001, 2002). Disterhoft was also named Academic All-America of the Year in 2015.

In her 10 years at Drake, Bluder brought great success and tradition to the Bulldog program and established herself as one of the top coaches in the country. She led Drake to five 20-plus win seasons in her last six years, including five postseason appearances. She guided the Bulldogs to eight Missouri Valley Conference Tournament appearances, reaching the semifinals six times and winning the tournament four times. Bluder was also named the Conference Coach of the Year three times at Drake.

Bluder began her coaching career at St. Ambrose, where she coached six successful seasons, building the Bees into a NAIA powerhouse. During her tenure at St. Ambrose, Bluder guided the Bees to four straight national tournaments, including two consecutive Final Four appearances. The 1990 St. Ambrose team was ranked No. 1 and Bluder was named the NAIA Converse Coach of the Year.

A graduate of Linn-Mar High School in Marion, Iowa, Bluder was a three-year starter at Northern Iowa. She graduated from UNI in 1983 with a bachelor's degree in marketing.



Career Coaching Record: 692-337 (.672)

Record at St. Ambrose: 169-36 (.824)

Record at Drake: 187-106 (.638)

Conference record at Drake: 116-60 (.659)

Record at Iowa: 336-195 (.633)

Conference record at Iowa: 164-109 (.601)



2016-17 Big Ten Standings

Team	Big Ten	Pct.	Overall	Pct.
Maryland	8-0	1.000	20-1	.952
Ohio State	8-1	.889	18-5	.783
Michigan	6-2	.750	17-5	.773
Purdue	5-3	.625	14-8	.636
Northwestern	4-3	.571	15-5	.750
Indiana	4-3	.571	14-6	.700
IOWA	4-3	.571	13-7	.650
Michigan State	4-4	.500	14-7	.667
Penn State	3-5	.375	13-7	.650
Illinois	3-5	.375	8-13	.381
Rutgers	3-5	.375	6-15	.286
Minnesota	2-6	.250	11-10	.524
Nebraska	1-8	.111	5-16	.238
Wisconsin	0-7	.000	5-15	.250

Around the League

January 29, 2017

Nebraska at Ohio State - 11 a.m. - BTN
 Illinois at Penn State - 1 p.m. - BTN Plus
IOWA at Maryland - 1 p.m. - ESPN2
 Northwestern at Rutgers - 1 p.m. - BTN Plus
 Indiana at Wisconsin - 2 p.m. - BTN Plus

January 30, 2017

Michigan State at Minnesota - 7 p.m. - BTN



National Rankings

Associated Press Poll Jan. 23 - Week 12

1. UConn (33)
2. Baylor
3. Maryland
4. Mississippi State
5. South Carolina
6. Florida State
7. Washington
8. Notre Dame
9. Louisville
10. Stanford
11. Oregon State
12. Texas
13. UCLA
14. Duke
15. Ohio State
16. Arizona State
17. Miami
18. NC State
19. Virginia Tech
20. Oklahoma
21. DePaul
22. West Virginia
23. South Florida
24. Green Bay
25. Kansas State

USA TODAY Coaches Poll Jan. 24 - Week 12

1. UConn (32)
2. Baylor
3. Maryland
4. South Carolina
5. Mississippi State
6. Florida State
7. Washington
8. Louisville
9. Notre Dame
10. Stanford
11. Oregon State
12. UCLA
13. Texas
14. Ohio State
15. Duke
16. Arizona State
17. Miami
18. NC State
19. DePaul
20. Oklahoma
21. Virginia Tech
22. West Virginia
23. South Florida
24. Syracuse
25. Green Bay

DYNAMIC DUO

- Sophomore Megan Gustafson has scored in double figures in every game this season, while senior Ally Disterhoft has netted double digits in 18-of-20 games.
- Gustafson has netted 20 or more points nine times this year, while Disterhoft has accomplished the feat four times. Both Hawkeyes have scored 20 or more points in games against Oral Roberts, James Madison, and Drake.
- Together, the pair averages 33.5 points per game.

DOUBLE-DOUBLE MACHINE

- Sophomore Megan Gustafson registered the 19th double-double of her career against Minnesota on Jan. 21. It was her 10th double-double of the season.
- Gustafson is one of 27 NCAA student-athletes to record nine or more double-doubles this season.
- Gustafson has led Iowa in boards in 18-of-20 games this season.
- Gustafson has netted 20 or more points nine times this year.
- The Port Wing, Wisconsin, native ranks sixth nationally in field goal percentage (.671), 12th in field goals made (147), 19th in double-doubles (10), 20th in rebounds (196), 33rd in rebounds per game (9.8), and 40th in final points (352).

MOVIN' ON UP

- Senior Ally Disterhoft now ranks third on Iowa's all-time career scoring list.
- Disterhoft has 1,860 career points and is 199 points from tying Iowa's all-time scoring record of 2,059 set by Cindy Haugejorde (1976-80).
- Disterhoft also ranks ninth all-time in 3-point field goals (144), 13th in career blocks (64), and 13th in rebounds (713).

FAST FACTS

- The Hawkeyes are 12-1 when leading at the half.
- Iowa is 13-1 when scoring 70 points or more.
- Iowa is ranked ninth nationally in field goal percentage, shooting .477 on the season.
- Sophomore Megan Gustafson is one of 26 student-athletes to record 10 or more double-doubles on the season.
- The Hawkeyes rank 12th nationally in total attendance (59,850). Iowa's largest crowd of the season (7,191) came against Minnesota on Jan. 21.

IN THE POLLS

- Two Big Ten teams are included in the week 12 (Jan. 23) Associated Press Top 25. They include: No. 3 Maryland and No. 15 Ohio State. Michigan (10) and Northwestern (7) are both receiving votes.
- Maryland (No. 3) and Ohio State (No. 14) are also included in the week 12 USA TODAY Coaches Poll (Jan. 24). Michigan (27) and Northwestern (18) are receiving votes.

CALL ON ME

- Senior Ally Disterhoft has netted double figures in 96 of her 104 career starts, including 51 of her last 53 games.
- The Iowa City, Iowa, native has started 104 consecutive games and appeared in every game of her Hawkeye career (122).
- Disterhoft has 1,860 career points and is 199 points from tying Iowa's all-time scoring record of 2,059 set by Cindy Haugejorde (1976-80).
- Disterhoft has registered 20 or more points in four games this season.
- Last season, Disterhoft became the program's highest scoring junior, netting 565 points to break Michelle Edwards' record of 564 points in 1986-87.

AROUND THE NATION

- Iowa is ranked eighth nationally in field goal percentage, shooting .477 on the season.
- The Hawkeyes rank 11th nationally with 367 assists on the year.
- Iowa's 18.4 assists per game rank 12th nationally.
- The Hawkeyes also rank 18th in defensive rebounds per game (29) and 25th in scoring offense (76.4).
- Sophomore Megan Gustafson ranks sixth nationally in field goal percentage (.671), 12th in field goals made (147), 19th in double-doubles (10), 20th in rebounds (196), 33rd in rebounds per game (9.8), and 40th in final points (352).
- Sophomore Tania Davis is 32nd nationally in free throw percentage (.868).

AROUND THE LEAGUE

- Iowa leads the Big Ten Conference in field goal percentage defense (.370) and 3-point field goal percentage defense (.288).
- The Hawkeyes also rank second in assists (18.4), and third in field goal percentage (.477) and defensive rebounds (29.4).
- Two Hawkeyes rank within the top-10 in field goal percentage. They include: Megan Gustafson (.671; 2nd) and Ally Disterhoft (.521; 10th).
- Gustafson ranks second in the league in field goal percentage (.671) and double-doubles (10), third in offensive (3.3) and defensive rebounds (6.5), fifth in rebounding (9.8), ninth in blocked shots (1.4), and 10th in scoring (17.6).
- Sophomore Tania Davis is shooting .868 from the free throw line -- the fourth-highest total in the conference. She also ranks 12th in assists, averaging 4.2 per game.
- Freshman Kathleen Doyle is tied for sixth in the conference in steals (2.0) and 14th in assists (4.0).
- Disterhoft ranks 10th in field goal percentage (.521) and 13th in scoring (15.9).

HISTORICALLY GOOD DEFENSE

- Iowa currently leads the Big Ten Conference in field goal percentage defense (.370) and 3-point field goal percentage defense (.288).
- The Hawkeyes held Massachusetts to just 30 points in the first game of the Hawkeye Challenge on Nov. 19, tying a Carver-Hawkeye Arena record for fewest points allowed. It also marked the second-fewest points allowed in the Big Ten this season (27, Purdue vs. North Carolina Central).
- Iowa held the Minutewomen to just 10 first half points, breaking a program record for fewest points allowed in a first half.
- The Hawkeyes allowed just 39 points against UNI on Dec. 4. It marked the second time this season Iowa has held an opponent to under 40 points.



GUSTAFSON EARNS 2ND STRAIGHT B1G HONOR ROLL PLAUDIT

- For the second straight week, sophomore Megan Gustafson was named to the Big Ten Women's Basketball Player of the Week Honor Roll, the conference office announced Jan. 2. It marked the fourth weekly honor of Gustafson's career and her third of the season.
- Gustafson averaged 21.5 points and 11.0 rebounds in a pair of Big Ten Conference games against Illinois and Nebraska last week.
- She led all scorers with 21 points, shooting 7-of-12 (.583) from the field at Illinois. Gustafson pulled down 13 boards (6 offensive) to register her eighth double-double of the season. She also dished out three assists and went 7-for-8 from the free throw line against the Illini.
- The Port Wing, Wisconsin, native recorded a team-high 22 points and a team-leading nine rebounds to lead Iowa to its first Big Ten victory of the season. She shot an impressive .750 from the field (9-for-12) and added two blocks and a pair of steals.
- Gustafson was also named Big Ten Player of the Week on Nov. 14. The Port Wing, Wisconsin, native posted back-to-back double-doubles to lead Iowa to wins overall Oral Roberts and Hampton on Nov. 11 and 13. The sophomore tied a career high in points (25) and recorded 12 rebounds, an assist and a block in 26 minutes of action against Oral Roberts on Nov. 11. Two days later, Gustafson netted 14 points and pulled down 11 boards to lead the Hawkeyes past Hampton. She also went a combined 7-for-8 from the free throw line.

DAVIS NAMED MADNESS B1G PLAYER OF THE WEEK

- Sophomore Tania Davis was named the Madness Big Ten Women's Basketball Player of the Week, College Sports Madness announced Dec. 12.
- Davis averaged a team-high 18.5 points, shot .526 from the field (10-of-19), .600 from 3-point range (6-for-10) and a perfect 1.000 (11-for-11) from the free throw line to lead Iowa to a pair of wins over Iowa State and Robert Morris.
- The Flint, Michigan, native registered career highs in points (23), 3-pointers made (5) and field goals made (7) to guide the Hawkeyes past in-state rival Iowa State (88-76) on Wednesday.
- Two days later, Davis netted 14 points and was a perfect 7-for-7 from the charity stripe to help the Hawkeyes to an 81-60 win over Robert Morris.

HAWKEYES CONTINUE POSTSEASON STREAK

- Iowa made its ninth straight postseason appearance (8 NCAA, 1 WNIT) with an at-large bid to the WNIT in 2016.
- Iowa was one of six Big Ten Conference teams (Minnesota, Michigan, Nebraska, Northwestern, Rutgers) and one of three teams from Iowa (Drake, UNI) to be included in the WNIT field of 64.

RETURNING EXPERIENCE

- Iowa returns four of its five starters from last season in senior Ally Disterhoft, junior Chase Coley, and sophomores Tania Davis, and Megan Gustafson.
- Senior Ally Disterhoft garnered second team All-Big Ten accolades by coaches and media for the second consecutive season and received Iowa's Sportsmanship Award. The preseason All-Big Ten pick by coaches and media scored in double figures in every game last season and in 78 of her 84 consecutive starts.
- Tania Davis and Megan Gustafson were named to the 2016 Big Ten All-Freshman Team.
- Davis was one of two Big Ten freshmen to lead her team in assists per game (3.4) and average at least one steal per game (1.2) last season. She has dished out 111 assists in 33 games played, the second-highest total recorded by a freshman at Iowa (Samantha Logic; 136).
- Gustafson was the only freshman and one of three players in the conference overall to lead her team in field goal percentage (.554), rebounds (225), and blocks (58) last season.
- Chase Coley averaged 11.1 points per game last season -- the second highest mark on the team. The junior compiled 365 points, 194 rebounds, 53 assists, 37 blocks, and 24 steals in her sophomore campaign to receive Iowa's Most Improved Award.

QUALITY YOUTH

- Iowa's freshman class was ranked No. 7 nationally by Blue Star -- the highest ranked recruiting class for head coach Lisa Bluder and her staff.
- Iowa's freshmen class consists of Bre Cera (2016 Journal Sentinel Player of the Year), Kathleen Doyle (Illinois Miss Basketball), Makenzie Meyer (Iowa Miss Basketball), Amanda Ollinger (2016 Gazette Female Athlete of the Year), and Alexis Sevellian (finalist for Michigan Miss Basketball).

THE BLUDER FILE

- Head coach Lisa Bluder begins her 17th season at the helm of the Iowa women's basketball program this season. She owns a 336-195 (.633) overall record and a 164-109 Big Ten record at Iowa. In her 32 seasons as a head coach, Bluder is 692-337 (.673).
- Bluder is one of 14 active Division I coaches to collect 675 or more career wins.
- The head Hawkeye is second in career Big Ten wins (164) and in total wins among Big Ten coaches. She trails only C. Vivian Stringer who has compiled 189 Big Ten wins and 971 career wins.
- Bluder ranks third all-time among all Big Ten coaches with 164 conference victories.

UP NEXT

The Hawkeyes return to Carver-Hawkeye Arena when they host Rutgers on Thursday, Feb. 2. Tipoff is set for 7 p.m. (CT).

Career Scoring in Iowa History

Rank	No.	Player	Years
1	2059	Cindy Haugejorde	76-80
2	1906	Lindsey Meder	98-02
3	1860	Ally Disterhoft	14-present
4	1841	Jaime Printy	10-13
5	1821	Michelle Edwards	84-88
6	1762	Jennie Lillis	00-04
7	1742	Franthea Price	89-90
8	1606	Toni Foster	89-93
9	1598	Tangela Smith	94-98
10	1582	Morgan Johnson	10-13
11	1546	Samantha Logic	12-15
12	1483	Kamille Wahlin	09-12
13	1480	Melissa Dixon	12-15
14	1455	Kristi Smith	05-09
15	1439	Megan Skouby	05-09

Career Rebounding in Iowa History

Rank	No.	Player	Years
10	789	Amy Herrig	95-99
11	745	Randi Petersen	97-01
12	726	Franthea Price	86-90
13	713	Ally Disterhoft	14-present
14	691	Lisa Becker	83-87
15	653	Shanda Berry	86-89
16	650	Bethany Doolittle	12-15
17	615	Kachine Alexander	08-11
18	614	Lynn Kennedy	83-87

Career 3-Pointers Made in Iowa History

Rank	No.	Player	Years
6	185	Kristi Smith	05-09
7	162	Kelly Krei	09-12
8	156	Leah Magner	98-02
9	144	Ally Disterhoft	14-present
10	138	Kristi Faulkner	01-04
11	125	Johanna Solverson	02-05, 08
12	118	Nadine Domond	94-98





IOWA BASKETBALL

2016-17 PHOTO ROSTER



#1
Alexa Kastanek
Senior
Guard



#2
Ally Disterhoft
Senior
Guard



#3
Makenzie Meyer
Freshman
Guard



#4
Chase Coley
Junior
Forward



#5
Alexis Sevillian
Freshman
Guard



#10
Megan Gustafson
Sophomore
Forward



#11
Tania Davis
Sophomore
Guard



#21
Hannah Stewart
Sophomore
Forward



#22
Kathleen Doyle
Freshman
Guard



#23
Christina Buttenham
Junior
Forward



#34
Carly Mohns
Sophomore
Forward



#35
Bre Cera
Freshman
Guard



#40
Hailey Schneden
Senior
Forward



#43
Amanda Ollinger
Freshman
Center



Lisa Bluder
Head Coach



Jan Jensen
Associate
Head Coach



Jenni Fitzgerald
Assistant Coach



Lacey Goldwire
Assistant Coach



Abby (Emmert) Stamp
Director of
Basketball Ops



Sean Sullivan
Video
Coordinator





IOWA BASKETBALL

@IOWAWBB GAME NOTES

Combined Statistics

Iowa Women's Basketball Iowa Combined Team Statistics (as of Jan 21, 2017) All games

RECORD:	OVERALL	HOME	AWAY	NEUTRAL
ALL GAMES	13-7	10-3	2-3	1-1
CONFERENCE	4-3	3-1	1-2	0-0
NON-CONFERENCE	9-4	7-2	1-1	1-1

#	Player	gp-gs	min	avg	Total		3-Point		F-Throw		Rebounds					pf	dq	a	to	blk	stl	pts	avg
					fg-fga	fg%	3fg-fga	3fg%	ft-fa	ft%	off	def	tot	avg									
10	Megan Gustafson	20-20	549	27.5	147-219	.671	0-0	.000	58-75	.773	66	130	196	9.8	42	0	15	27	28	10	352	17.6	
02	Ally Disterhoft	20-20	609	30.5	113-217	.521	28-80	.350	64-93	.688	26	78	104	5.2	25	0	54	47	11	18	318	15.9	
11	Tania Davis	20-20	597	29.9	65-155	.419	26-81	.321	59-68	.868	8	64	72	3.6	24	0	84	53	0	21	215	10.8	
22	Kathleen Doyle	20-15	514	25.7	60-148	.405	12-47	.255	35-56	.625	3	43	46	2.3	49	0	79	45	9	40	167	8.4	
21	Hannah Stewart	20-0	210	10.5	50-91	.549	0-1	.000	8-13	.615	20	38	58	2.9	30	0	10	18	11	6	108	5.4	
03	Makenzie Meyer	20-9	365	18.3	36-91	.396	22-59	.373	13-18	.722	3	28	31	1.6	30	0	32	24	1	8	107	5.4	
23	Christina Buttenham	20-4	310	15.5	27-71	.380	12-36	.333	14-16	.875	22	42	64	3.2	28	1	16	36	1	12	80	4.0	
04	Chase Coley	20-0	277	13.9	32-74	.432	1-2	.500	8-19	.421	14	62	76	3.8	22	0	23	28	7	7	73	3.7	
01	Alexa Kastanek	20-0	169	8.5	19-64	.297	15-57	.263	4-4	1.000	5	18	23	1.2	21	0	22	20	0	11	57	2.9	
35	Bre Cera	19-12	299	15.7	12-42	.286	3-8	.375	4-8	.500	16	25	41	2.2	34	0	25	23	1	10	31	1.6	
43	Amanda Ollinger	15-0	78	5.2	6-14	.429	2-8	.250	1-2	.500	6	16	22	1.5	7	0	6	8	3	2	15	1.0	
40	Hailey Schmeden	8-0	16	2.0	2-4	.500	0-0	.000	0-0	.000	1	1	2	0.3	3	0	0	0	0	1	4	0.5	
34	Carly Mohns	3-0	7	2.3	0-2	.000	0-0	.000	1-2	.500	1	1	2	0.7	0	0	1	0	0	0	1	0.3	
Team											36	41	77				8						
Total.....		20	4000		569-1192	.477	121-379	.319	269-374	.719	227	587	814	40.7	315	1	367	337	72	146	1528	76.4	
Opponents.....		20	4000		489-1322	.370	107-372	.288	221-313	.706	286	448	734	36.7	388	6	213	299	47	180	1306	65.3	

TEAM STATISTICS	IOWA	OPP	Date	Opponent	Score	Att.
SCORING	1528	1306	11/11/16	ORAL ROBERTS	w 96-76	4254
Points per game	76.4	65.3	11/13/16	HAMPTON	w 84-51	3522
Scoring margin	+11.1	-	11/16/16	at North Dakota	w 75-60	2261
FIELD GOALS-ATT	569-1192	489-1322	11/19/16	MASSACHUSETTS	w 71-30	3435
Field goal pct	.477	.370	11/20/16	SOUTH DAKOTA STATE	L 64-66	3826
3 POINT FG-ATT	121-379	107-372	11/24/16	vs UCLA	L 65-78	1610
3-point FG pct	.319	.288	11/25/16	vs James Madison	w 90-75	1610
3-pt FG made per game	6.1	5.4	11/30/16	NOTRE DAME	L 58-73	3809
FREE THROWS-ATT	269-374	221-313	12/4/16	NORTHERN IOWA	w 88-39	4666
Free throw pct	.719	.706	12/7/16	IOWA STATE	w 88-76	4579
F-Throws made per game	13.5	11.1	12/9/16	ROBERT MORRIS	w 81-60	3378
REBOUNDS	814	734	12-18-16	at Drake	L 76-81	3307
Rebounds per game	40.7	36.7	12/20/16	KENT STATE	w 83-48	3563
Rebounding margin	+4.0	-	* 12/28/16	at Illinois	L 65-70	1584
ASSISTS	367	213	* 12/31/16	NEBRASKA	w 75-72	6750
Assists per game	18.4	10.7	* 01/03/16	at Penn State	L 58-71	2258
TURNOVERS	337	299	* 1/11/17	ILLINOIS	w 78-58	3834
Turnovers per game	16.9	15.0	* 1/14/17	MARYLAND	L 82-98	7043
Turnover margin	-1.9	-	* 1/17/17	at Rutgers	w 71-59	1517
Assist/turnover ratio	1.1	0.7	* 1/21/17	MINNESOTA	w 80-65	7191
STEALS	146	180				
Steals per game	7.3	9.0				
BLOCKS	72	47				
Blocks per game	3.6	2.4				
ATTENDANCE	59850	14147				
Home games-Avg/Game	13-4604	5-2185				
Neutral site-Avg/Game	-	2-1610				

* - Conference game

Score by Periods	1st	2nd	3rd	4th	Totals
Iowa	378	382	373	395	1528
Opponents	331	297	350	328	1306





IOWA BASKETBALL

@IOWAWBB GAME NOTES

Iowa Women's Basketball Iowa Combined Team Statistics (as of Jan 21, 2017) Conference games

RECORD:	OVERALL	HOME	AWAY	NEUTRAL
ALL GAMES	4-3	3-1	1-2	0-0
CONFERENCE	4-3	3-1	1-2	0-0
NON-CONFERENCE	0-0	0-0	0-0	0-0

#	Player	gp-gs	min	avg	Total		3-Point		F-Throw		Rebounds				pf	dq	a	to	blk	stl	pts	avg	
					fg-fga	fg%	3fg-fga	3fg%	ft-fa	ft%	off	def	tot	avg									
10	Megan Gustafson	7-7	217	31.0	53-80	.663	0-0	.000	30-38	.789	23	40	63	9.0	14	0	7	6	9	4	136	19.4	
02	Ally Disterhoft	7-7	242	34.6	30-79	.380	8-39	.205	18-21	.857	12	27	39	5.6	7	0	17	12	5	4	86	12.3	
11	Tania Davis	7-7	232	33.1	25-62	.403	7-32	.219	25-31	.806	5	24	29	4.1	8	0	38	23	0	11	82	11.7	
22	Kathleen Doyle	7-7	213	30.4	25-63	.397	6-19	.316	14-23	.609	2	18	20	2.9	19	0	34	22	4	15	70	10.0	
03	Makenzie Meyer	7-4	134	19.1	14-28	.500	9-22	.409	3-4	.750	1	10	11	1.6	14	0	12	11	0	3	40	5.7	
04	Chase Coley	7-0	109	15.6	16-32	.500	0-0	.000	1-3	.333	3	16	19	2.7	8	0	5	8	1	3	33	4.7	
23	Christina Buttenham	7-3	111	15.9	9-24	.375	6-17	.353	4-4	1.000	8	17	25	3.6	10	1	5	17	0	1	28	4.0	
21	Hannah Stewart	7-0	55	7.9	8-19	.421	0-0	.000	2-3	.667	4	10	14	2.0	12	0	3	6	3	2	18	2.6	
35	Bre Cera	6-0	43	7.2	3-7	.429	1-2	.500	0-0	.000	2	1	3	0.5	5	0	4	5	0	1	7	1.2	
43	Amanda Ollinger	3-0	5	1.7	1-1	1.000	1-1	1.000	0-0	.000	0	2	2	0.7	1	0	0	0	0	0	3	1.0	
01	Alexa Kastanek	7-0	33	4.7	2-10	.200	2-10	.200	0-0	.000	2	2	4	0.6	4	0	2	4	0	1	6	0.9	
34	Carly Mohns	2-0	4	2.0	0-1	.000	0-0	.000	0-0	.000	0	1	1	0.5	0	0	1	0	0	0	0	0.0	
40	Hailey Schneden	2-0	2	1.0	0-1	.000	0-0	.000	0-0	.000	0	0	0	0.0	1	0	0	0	0	0	0	0.0	
Team											12	15	27										
Total.....		7	1400		186-407	.457	40-142	.282	97-127	.764	74	183	257	36.7	103	1	128	117	22	45	509	72.7	
Opponents.....		7	1400		191-456	.419	41-114	.360	70-104	.673	98	162	260	37.1	130	2	92	102	14	57	493	70.4	

TEAM STATISTICS

	IOWA	OPP
SCORING	509	493
Points per game	72.7	70.4
Scoring margin	+2.3	-
FIELD GOALS-ATT	186-407	191-456
Field goal pct	.457	.419
3 POINT FG-ATT	40-142	41-114
3-point FG pct	.282	.360
3-pt FG made per game	5.7	5.9
FREE THROWS-ATT	97-127	70-104
Free throw pct	.764	.673
F-Throws made per game	13.9	10.0
REBOUNDS	257	260
Rebounds per game	36.7	37.1
Rebounding margin	-0.4	-
ASSISTS	128	92
Assists per game	18.3	13.1
TURNOVERS	117	102
Turnovers per game	16.7	14.6
Turnover margin	-2.1	-
Assist/turnover ratio	1.1	0.9
STEALS	45	57
Steals per game	6.4	8.1
BLOCKS	22	14
Blocks per game	3.1	2.0
ATTENDANCE	24818	5359
Home games-Avg/Game	4-6204	3-1786
Neutral site-Avg/Game	-	0-0

Date	Opponent	Score	Att.
* 12/28/16	at Illinois	L 65-70	1584
* 12/31/16	NEBRASKA	w 75-72	6750
* 01/03/16	at Penn State	L 58-71	2258
* 1/11/17	ILLINOIS	w 78-58	3834
* 1/14/17	MARYLAND	L 82-98	7043
* 1/17/17	at Rutgers	w 71-59	1517
* 1/21/17	MINNESOTA	w 80-65	7191

* - Conference game

Score by Periods	1st	2nd	3rd	4th	Totals
Iowa	128	124	120	137	509
Opponents	121	114	123	135	493





IOWA BASKETBALL

@IOWAWBB GAME NOTES

Game-by-Game Results

Iowa Women's Basketball Iowa Season Schedule/Results & Leaders (as of Jan 26, 2017) All games

RECORD:	OVERALL	HOME	AWAY	NEUTRAL
ALL GAMES	13-7	10-3	2-3	1-1
CONFERENCE	4-3	3-1	1-2	0-0
NON-CONFERENCE	9-4	7-2	1-1	1-1

Date	Opponent	Score	Att. High Points	High Rebounds
11/11/16	ORAL ROBERTS	W 96-76	4254 (29)Ally Disterhoft	(12)Megan Gustafson
11/13/16	HAMPTON	W 84-51	3522 (16)Ally Disterhoft	(11)Megan Gustafson
11/16/16	at North Dakota	W 75-60	2261 (20)Ally Disterhoft	(6)Megan Gustafson
11/19/16	MASSACHUSETTS	W 71-30	3435 (17)Alexa Kastanek	(8)Megan Gustafson
11/20/16	SOUTH DAKOTA STATE	64-66 L	3826 (21)Megan Gustafson	(13)Megan Gustafson
11/24/16	vs UCLA	65-78 L	1610 (16)Ally Disterhoft	(7)Megan Gustafson
11/25/16	vs James Madison	W 90-75	1610 (23)Megan Gustafson	(8)Megan Gustafson
11/30/16	NOTRE DAME	58-73 L	3809 (18)Ally Disterhoft	(11)Megan Gustafson
12/4/16	NORTHERN IOWA	W 88-39	4666 (17)Ally Disterhoft	(17)Megan Gustafson
12/7/16	IOWA STATE	W 88-76	4579 (23)Tania Davis	(13)Megan Gustafson
12/9/16	ROBERT MORRIS	W 81-60	3378 (15)Megan Gustafson	(9)Megan Gustafson
12-18-16	at Drake	76-81 L	3307 (24)Ally Disterhoft	(11)Megan Gustafson
12/20/16	KENT STATE	W 83-48	3563 (20)Megan Gustafson	(7)Megan Gustafson
12/28/16	*at Illinois	65-70 L	1584 (21)Megan Gustafson	(13)Megan Gustafson
12/31/16	*NEBRASKA	W 75-72	6750 (22)Megan Gustafson	(9)Megan Gustafson
01/03/16	*at Penn State	58-71 L	2258 (21)Megan Gustafson	(6)Christina Buttenham
1/11/17	*ILLINOIS	W 78-58	3834 (20)Megan Gustafson	(15)Megan Gustafson
1/14/17	*MARYLAND	82-98 L	7043 (25)Tania Davis	(7)Megan Gustafson
1/17/17	*at Rutgers	W 71-59	1517 (19)Megan Gustafson	(5)Tania Davis
1/21/17	*MINNESOTA	W 80-65	7191 (19)Megan Gustafson	(12)Megan Gustafson

* - Conference game

Attendance Summary	Games	Attend	Avg/Game
Home	13	59850	4604
Away	5	10927	2185
Neutral	2	3220	1610
Total	20	73997	3700





IOWA BASKETBALL

@IOWAWBB GAME NOTES

Game-by-Game Statistics

Iowa Women's Basketball Iowa Team Game-by-Game (as of Jan 26, 2017) All games

TEAM STATISTICS

Opponent	Date	Score		Total		3-Pointers		Free throws		Rebounds				pf	a	t/o	blk	stl	pts	avg
				fg-fga	pct	3fg-fga	pct	ft-fa	pct	off	def	tot	avg							
ORAL ROBERTS	11/11/16	96-76	W	34-68	.500	3-8	.375	25-38	.658	18	37	55	55.0	20	16	13	3	6	96	96.0
HAMPTON	11/13/16	84-51	W	35-62	.565	4-13	.308	10-13	.769	13	41	54	54.5	16	25	19	4	5	84	90.0
at North Dakota	11/16/16	75-60	W	25-53	.472	1-6	.167	24-31	.774	7	32	39	49.3	18	16	22	6	10	75	85.0
MASSACHUSETTS	11/19/16	71-30	W	29-62	.468	9-29	.310	4-5	.800	13	35	48	49.0	13	24	16	4	12	71	81.5
SOUTH DAKOTA STATE	11/20/16	64-66	L	28-68	.412	3-15	.200	5-6	.833	13	30	43	47.8	11	18	17	5	8	64	78.0
vs UCLA	11/24/16	65-78	L	24-61	.393	6-25	.240	11-17	.647	13	25	38	46.2	14	14	18	0	7	65	75.8
vs James Madison	11/25/16	90-75	W	32-60	.533	8-20	.400	18-25	.720	11	20	31	44.0	18	17	19	3	10	90	77.9
NOTRE DAME	11/30/16	58-73	L	24-53	.453	4-19	.211	6-16	.375	10	30	40	43.5	14	17	23	1	6	58	75.4
NORTHERN IOWA	12/4/16	88-39	W	34-56	.607	11-16	.688	9-11	.818	10	37	47	43.9	17	21	21	9	9	88	76.8
IOWA STATE	12/7/16	88-76	W	29-51	.569	13-21	.619	17-22	.773	5	26	31	42.6	20	18	14	3	6	88	77.9
ROBERT MORRIS	12/9/16	81-60	W	28-59	.475	5-19	.263	20-28	.714	14	30	44	42.7	15	15	12	1	5	81	78.2
at Drake	12-18-16	76-81	L	28-65	.431	7-23	.304	13-16	.813	14	23	37	42.2	19	17	12	7	7	76	78.0
KENT STATE	12/20/16	83-48	W	33-67	.493	7-23	.304	10-19	.526	12	38	50	42.8	17	21	14	4	10	83	78.4
at Illinois	12/28/16	65-70	L	23-61	.377	7-28	.250	12-14	.857	19	27	46	43.1	19	20	23	2	2	65	77.4
NEBRASKA	12/31/16	75-72	W	29-65	.446	6-21	.286	11-21	.524	11	27	38	42.7	11	19	15	3	12	75	77.3
at Penn State	01/03/16	58-71	L	21-55	.382	2-19	.105	14-16	.875	8	22	30	41.9	15	14	18	4	8	58	76.1
ILLINOIS	1/11/17	78-58	W	28-61	.459	7-22	.318	15-21	.714	14	31	45	42.1	16	17	16	2	6	78	76.2
MARYLAND	1/14/17	82-98	L	29-61	.475	8-20	.400	16-19	.842	10	20	30	41.4	18	17	16	5	4	82	76.5
at Rutgers	1/17/17	71-59	W	25-40	.625	2-10	.200	19-24	.792	4	24	28	40.7	11	17	18	2	7	71	76.2
MINNESOTA	1/21/17	80-65	W	31-64	.484	8-22	.364	10-12	.833	8	32	40	40.7	13	24	11	4	6	80	76.4
Iowa		1528		569-1192	.477	121-379	.319	269-374	.719	227	587	814	40.7	315	367	337	72	146	1528	76.4
Opponents		1306		489-1322	.370	107-372	.288	221-313	.706	286	448	734	36.7	388	213	299	47	180	1306	65.3

Games played: 20
Points/game: 76.4
FG Pct: 47.7
3FG Pct: 31.9
FT Pct: 71.9

Rebounds/game: 40.7
Assists/game: 18.4
Turnovers/game: 16.9
Assist/turnover ratio: 1.1
Steals/game: 7.3
Blocks/game: 3.6





IOWA BASKETBALL

@IOWAWBB GAME NOTES

Season & Career Bests

Season Bests

Player	Points	3-Pointers	Rebounds	Assists	Blocks	Steals
#1 Alexa Kastanek	17 vs. Massachusetts	5 vs. Massachusetts	4 vs. Hampton	4 vs. Massachusetts	---	3 vs. UNI
#2 Ally Disterhoft	29 vs. Oral Roberts	4, 3x	12 vs. Illinois	5, 2x	2, 2x	4 vs. South Dakota St.
#3 Makenzie Meyer	12, 2x	4, 2x	6 vs. UNI	4 vs. Illinois	1 vs. Drake	2, 2x
#4 Chase Coley	8 vs. Oral Roberts	1 vs. UNI	10 vs. Hampton	4 vs. Robert Morris	3 vs. Massachusetts	2 vs. Oral Roberts
#5 Alexis Sevillian	---	---	---	---	---	---
#10 Megan Gustafson	25 vs. Oral Roberts	---	17 vs. UNI	3 vs. Illinois	4 vs. UNI	2, 2x
#11 Tania Davis	25 vs. Maryland	5 vs. Iowa State	6 vs. Notre Dame	8, 2x	---	4, 2x
#21 Hannah Stewart	11 vs. James Madison	---	8 vs. Robert Morris	2, 2x	2, 3x	2 vs. Nebraska
#22 Kathleen Doyle	18 vs. Illinois	2, 3x	5, 2x	7 vs. Maryland	2, 2x	4, 2x
#23 Christina Buttenham	12 vs. Illinois	4 vs. Illinois	6, 3x	3 vs. UNI	1 vs. Hampton	3 vs. Massachusetts
#34 Carly Mohns	1 vs. Kent State	---	1, 2x	1 vs. Illinois	---	---
#35 Bre Cera	7 vs. UNI	1, 3x	5, 3x	4 vs. Hampton	1 vs. Drake	2 vs. Drake
#40 Hailey Schneden	4 vs. UNI	---	2 vs. Kent State	---	---	1 vs. UNI
#43 Amanda Ollinger	4 vs. Kent State	1, 3x	5 vs. Massachusetts	2 vs. Robert Morris	1, 3x	1, 2x

Career Bests

Player	Points	3-Pointers	Rebounds	Assists	Blocks	Steals
#1 Alexa Kastanek	22, 2x	6 vs. Wright State	7, 2x	7, 2x	1, 7x	5 vs. Western Illinois
#2 Ally Disterhoft	29 vs. Oral Roberts	4, 5x	13 vs. Nebraska	8 vs. Penn State	3, 2x	4, 2x
#3 Makenzie Meyer	12, 2x	4, 2x	6 vs. UNI	4 vs. Illinois	1 vs. Drake	2, 2x
#4 Chase Coley	22, 2x	1, 2x	14 at UNI	6 vs. Michigan	6 vs. Michigan	4 vs. Michigan State
#5 Alexis Sevillian	---	---	---	---	---	---
#10 Megan Gustafson	25, 2x	---	19 at Minnesota	3, 2x	5 at Virginia	2, 2x
#11 Tania Davis	25 vs. Maryland	5 vs. Iowa State	6, 5x	10 vs. Michigan	1, 3x	4, 6x
#21 Hannah Stewart	11 vs. James Madison	---	8 vs. Robert Morris	2, 2x	2, 3x	2 vs. Nebraska
#22 Kathleen Doyle	18 vs. Illinois	2, 3x	5, 2x	7 vs. Maryland	2, 2x	4, 2x
#23 Christina Buttenham	14 at Purdue	4 vs. Illinois	6, 7x	4 vs. Bradley	1, 4x	3 vs. Massachusetts
#34 Carly Mohns	11 vs. Houston	1, 2x	6 vs. Robert Morris	3 vs. Robert Morris	1, 2x	1, 4x
#35 Bre Cera	7 vs. UNI	1, 3x	5, 3x	4 vs. Hampton	1 vs. Drake	2 vs. Drake
#40 Hailey Schneden	4 vs. UNI	---	2, 2x	2 vs. Pepperdine	1, 2x	1, 2x
#43 Amanda Ollinger	4 vs. Kent State	1, 3x	5 vs. Massachusetts	2 vs. Robert Morris	1, 3x	1, 2x

BOLD - set career best during current season

* - - tied school single-game record

^ - - set school single-game record





IOWA BASKETBALL

@IOWAWBB GAME NOTES

The Last Time...

The Last Time a Player . . .

Had 30 or more points

Iowa -- 30, Samantha Logic, at Wisconsin, 2/8/15
Opponent -- 35, Rachel Banham, Minnesota, 2/15/16

Made at least 80% of her FGA (10 att.)

Iowa -- .900 (9-10), Ally Disterhoft vs. Oral Roberts, 11/11/16
Opponent -- .800 (8-10), Martina Ellerbe, Ohio State, 1/19/14

Made 100% of her FTA (10 att.)

Iowa -- 1.000 (12-12), Ally Disterhoft, at Ohio State, 1/19/14
Opponent -- 1.000 (11-11), Courtney Vandersloot, Gonzaga, 3/19/11

Had 15 or more rebounds

Iowa -- 15, Megan Gustafson, vs. Illinois, 1/11/17
Opponent -- 21, Amanda Zahui, Minnesota, 3/1/15

Had 10 or more assists

Iowa -- 10, Tania Davis, vs. Michigan, 3/3/16
Opponent -- 16, Niya Johnson, #5 Baylor, 3/27/15

Had 5 or more blocks

Iowa -- 6, Chase Coley, vs. Michigan, 3/3/16
Opponent -- 5, Alexa Hart, Ohio State, 3/7/15

Had 5 or more steals

Iowa -- 6, Whitney Jennings, vs. Michigan, 3/3/16
Opponent -- 5, Khadaizha Sanders, Rutgers, 1/17/17

The Last Time A Team . . .

Scored 100 or more points

Iowa -- 102 at Northwestern, 1/29/15
Opponent -- 100, Ohio State, 2/23/15

Scored 40 or fewer points

Iowa -- 40, vs. Illinois, 2/10/77
Opponent -- 39, UNI, 12/4/16

Won an overtime game

Iowa -- 96-81 vs. Western Illinois, 11/19/15
Opponent -- 81-77, George Washington, 11/27/15

Made at least 60% of its FGA (20 att.)

Iowa -- .625 (25-40), at Rutgers, 1/17/17
Opponent -- .654 (34-52), Ohio State, 2/12/06

Made at least 50% of its 3-pt. FGA (8 att.)

Iowa -- .619 (13-21), vs. Iowa State, 12/7/16
Opponent -- .556 (10-18), Wisconsin, 2/26/15

Made at least 90% of its FTA (10 att.)

Iowa -- 1.000 (16-16), vs. Minnesota, 2/15/16
Opponents -- .923 (12-13), UCLA, 11/24/16

* - Carver-Hawkeye Arena record ^ - school record

IOWA RECORD WHEN...

Playing at home:..... 10-3
Playing on the road: 2-3
Playing on a neutral floor: 1-1

Leading at the half:..... 12-1
Trailing at the half:..... 1-6
Tied at the half: 0-0

Wearing white: 9-3
Wearing black: 3-3
Wearing gold: 0-1
Wearing pink: 0-0

Scoring 80+ points:..... 8-1
Scoring 70-79 points:..... 5-0
Scoring 60-69 points:..... 0-3
Scoring 59 or fewer points: 0-2

Allowing 80+ points:..... 0-2
Allowing 70-79 points:..... 4-4
Allowing 60-69 points:..... 3-1
Allowing 59 or fewer points: 6-0

Shooting at least 50% FG:..... 6-0
Shooting less than 50% FG: 7-7

Shooting at least 80% FT:..... 3-5
Shooting less than 80% FT: 9-2

Shooting at least 40% 3-pt. FG: 4-2
Shooting less than 40% 3-pt. FG: 7-4

Most 1st half points:..... 53 vs. Oral Roberts (Nov. 11)
Most 2nd half points: 48 vs. UNI (Dec. 4)

Fewest opponent 1st half points:..... 17, UNI (Dec. 4)
Fewest opponent 2nd half points:..... 22, UNI (Dec. 4)

Iowa has more rebounds:..... 8-3
Opponent has more rebounds: 4-4
Rebounds are equal:..... 1-0

Iowa has more assists:..... 13-3
Opponent has more assists: 0-3
Assists are equal: 0-1

Iowa has fewer turnovers:..... 5-1
Opponent has fewer turnovers: 7-6
Turnovers are equal: 1-0

Iowa has more steals:..... 4-2
Opponent has more steals: 7-5
Steals are equal: 2-0

Playing on Sunday: 2-2
Playing on Monday:..... 0-0
Playing on Tuesday: 2-1
Playing on Wednesday: 3-3
Playing on Thursday: 0-1
Playing on Friday: 3-0
Playing on Saturday: 3-1

Playing on BTN:..... 0-4
Playing on CBS Sports Network: 0-0
Playing on ESPN 0-0
Playing on ESPN2:..... 0-0
Playing on Mediacom: 0-1

Largest Iowa lead:..... 49 vs. UNI (Dec. 4)
Largest Iowa deficit: 16 vs. Maryland (Jan. 14)
Largest halftime lead:23, 3x, last vs. Kent State (Dec. 22)





IOWA BASKETBALL

@IOWAWBB GAME NOTES

Points-Rebounds-Assists

Opponent	Date	Score		01	02	03	04	10	11	21
				KASTANEK,A	DISTERHOFT	MEYER,MAKE	COLEY,CHAS	GUSTAFSON,	DAVIS,TANI	STEWART,HA
ORAL ROBERTS	11/11/16	96-76	w	3-1-0	29-7-1	6-1-3	8-5-3	25-12-1	13-5-4	3-3-0
HAMPTON	11/13/16	84-51	w	6-4-3	16-6-3	7-2-2	7-10-0	14-11-0	15-1-5	10-2-1
at North Dakota	11/16/16	75-60	w	2-1-2	20-5-3	0-0-1	3-5-3	12-6-1	9-5-1	8-4-0
MASSACHUSETTS	11/19/16	71-30	w	17-3-4	10-7-5	6-1-1	4-6-2	13-8-1	3-1-4	10-2-0
SOUTH DAKOTA STATE	11/20/16	64-66	L	4-2-2	16-9-1	2-0-2	2-2-0	21-13-2	6-1-5	4-3-1
vs UCLA	11/24/16	65-78	L	3-2-1	16-6-2	0-3-0	0-2-1	15-7-1	13-5-4	10-6-0
vs James Madison	11/25/16	90-75	w	0-0-2	20-6-4	2-2-3	0-1-0	23-8-0	15-2-3	11-2-1
NOTRE DAME	11/30/16	58-73	L	0-0-1	18-3-5	2-3-1	4-4-1	16-11-1	5-6-2	2-2-0
NORTHERN IOWA	12/4/16	88-39	w	5-1-3	17-3-2	9-6-1	7-5-0	12-17-0	6-2-4	7-6-2
IOWA STATE	12/7/16	88-76	w	2-1-0	14-3-4	6-1-1	0-3-2	10-13-1	23-2-3	4-0-0
ROBERT MORRIS	12/9/16	81-60	w	3-1-0	14-2-1	8-1-1	5-6-4	15-9-0	14-5-3	8-8-1
at Drake	12-18-16	76-81	L	0-0-0	24-2-4	7-0-3	0-2-1	20-11-0	9-5-3	7-4-0
KENT STATE	12/20/16	83-48	w	6-3-2	18-6-2	12-0-1	0-6-1	20-7-0	2-3-5	6-2-1
at Illinois	12/28/16	65-70	L	3-0-0	11-12-2	0-1-1	4-2-0	21-13-3	0-5-5	2-0-1
NEBRASKA	12/31/16	75-72	w	0-0-0	16-5-1	6-2-1	6-2-2	22-9-0	11-5-8	2-3-0
at Penn State	01/03/16	58-71	L	0-0-0	4-4-2	4-2-2	2-1-0	21-4-0	14-4-7	0-1-0
ILLINOIS	1/11/17	78-58	w	0-3-0	14-7-3	12-2-4	0-2-1	20-15-0	7-2-4	4-2-0
MARYLAND	1/14/17	82-98	L	0-1-1	18-4-3	3-0-1	7-2-0	14-7-1	25-3-2	0-3-2
at Rutgers	1/17/17	71-59	w	0-0-0	6-4-2	10-2-1	8-4-0	19-3-2	15-5-4	8-1-0
MINNESOTA	1/21/17	80-65	w	3-0-1	17-3-4	5-2-2	6-6-2	19-12-1	10-5-8	2-4-0

Opponent	Date	Score		22	23	34	35	40	43
				DOYLE,KATH	BUTTENHAM,	MOHNS,CARL	CERA,BRE	SCHNEDEN,H	OLLINGER,A
ORAL ROBERTS	11/11/16	96-76	w	5-1-4	4-4-0	DNP	0-5-0	0-0-0	0-3-0
HAMPTON	11/13/16	84-51	w	5-4-5	2-3-1	DNP	0-2-4	0-0-0	2-4-1
at North Dakota	11/16/16	75-60	w	11-2-2	6-5-1	DNP	4-2-2	DNP	0-2-0
MASSACHUSETTS	11/19/16	71-30	w	6-0-4	0-4-2	DNP	2-5-0	0-0-0	0-5-1
SOUTH DAKOTA STATE	11/20/16	64-66	L	4-3-3	5-2-1	DNP	0-3-0	DNP	0-0-1
vs UCLA	11/24/16	65-78	L	4-1-4	3-0-0	DNP	1-2-1	DNP	0-0-0
vs James Madison	11/25/16	90-75	w	11-1-2	7-2-0	DNP	1-4-2	DNP	DNP
NOTRE DAME	11/30/16	58-73	L	6-2-3	3-4-1	DNP	1-3-2	DNP	1-0-0
NORTHERN IOWA	12/4/16	88-39	w	7-0-3	5-1-3	DNP	7-2-3	4-0-0	2-2-0
IOWA STATE	12/7/16	88-76	w	17-4-5	10-3-0	DNP	2-0-1	DNP	0-0-1
ROBERT MORRIS	12/9/16	81-60	w	11-3-2	0-1-1	DNP	0-2-0	0-0-0	3-1-2
at Drake	12-18-16	76-81	L	5-0-2	2-4-1	DNP	2-3-3	DNP	0-1-0
KENT STATE	12/20/16	83-48	w	5-5-6	5-6-0	1-1-0	4-5-3	0-2-0	4-2-0
at Illinois	12/28/16	65-70	L	12-2-6	12-5-2	DNP	0-0-0	DNP	0-0-0
NEBRASKA	12/31/16	75-72	w	10-3-6	2-6-1	DNP	DNP	DNP	DNP
at Penn State	01/03/16	58-71	L	11-5-1	2-6-1	DNP	0-0-1	DNP	DNP
ILLINOIS	1/11/17	78-58	w	18-2-4	0-3-0	0-1-1	0-1-0	0-0-0	3-1-0
MARYLAND	1/14/17	82-98	L	5-3-7	10-2-0	DNP	0-0-0	DNP	DNP
at Rutgers	1/17/17	71-59	w	3-2-5	0-2-0	DNP	2-1-3	DNP	DNP
MINNESOTA	1/21/17	80-65	w	11-3-5	2-1-1	0-0-0	5-1-0	0-0-0	0-1-0





IOWA BASKETBALL

@IOWAWBB GAME NOTES

Season Highs And Lows/Specialty Statistics

CATEGORY		IOWA	OPPONENTS
Points	High Low	96 vs. Oral Roberts 58, 2x, last vs. Penn State	98, Maryland 30 vs. Massachusetts
FG Made	High Low	35 vs. Hampton 21 vs. Penn State	37, Maryland 11, Massachusetts
FG Att.	High Low	68, 2x, last vs. SDSU 40 at Rutgers	77, Kent State 57, 2x, last by Robert Morris
FG%	High Low	.625 at Rutgers .377 vs. Illinois	.514, Maryland .193, Massachusetts
3FG Made	High Low	13 vs. Iowa State 1 vs. North Dakota	8, 2x, last by Drake 1, Massachusetts
3FG Att.	High Low	29 vs. Massachusetts 6 vs. North Dakota	28, 2x, last by Kent State 7, Massachusetts
3FG%	High Low	.688 vs. UNI .105 vs. Penn State	.438, Maryland .143, Massachusetts
ETM	High Low	25 vs. Oral Roberts 4 vs. Massachusetts	18, Iowa State 4, Rutgers
ETA	High Low	38 vs. Oral Roberts 11 vs. UNI	25, Maryland 7, Rutgers
FT% (min. 10)	High Low	.875 vs. Penn State .524 vs. Nebraska	.923, SDSU .500, 2x, last by Illinois
Off. Reb.	High Low	19 vs. Illinois 4 at Rutgers	25, James Madison 6, 2x, last by Illinois
Def. Reb.	High Low	41 vs. Hampton 20, 2x, last vs. Maryland	29, Nebraska 13, UNI
Total Reb.	High Low	55 vs. Oral Roberts 28 at Rutgers	48, Kent State 27, 2x, last by Robert Morris
Assists	High Low	25 vs. Hampton 14, 2x, last vs. Penn State	20, Maryland 2, Massachusetts
Steals	High Low	12, 2x, last vs. Nebraska 2 vs. Illinois	15, 2x, last by Illinois 4 vs. Penn State
Blocks	High Low	9 vs. UNI 0 vs. UCLA	5, UCLA 1, 3x, last by Rutgers
Turnovers	High Low	23, 2x, last vs. Illinois 11 vs. Minnesota	22, 2x, last by Nebraska 9 by UCLA
Fouls	High Low	20, 2x, last vs. Iowa State 11, 3x, last at Rutgers	27 by Oral Roberts 8 by Massachusetts

GAME-BY-GAME SPECIALTY STATS

Date	Opponent	Pts. Off TO's	Pts. in Paint	2nd Chance	Fast Break
11/11	Oral Roberts	12-14	50-18	18-10	12-4
11/13	Hampton	12-11	60-18	13-9	12-0
11/16	North Dakota	21-19	44-26	7-10	6-4
11/19	Massachusetts	19-7	32-12	10-10	10-0
11/20	South Dakota State	23-14	34-30	11-8	10-0
11/24	UCLA	9-22	36-44	14-18	6-16
11/25	James Madison	24-23	44-32	14-20	4-6
11/30	Notre Dame	12-21	26-42	14-9	4-10
12/4	UNI	15-6	36-14	17-6	15-0
12/7	Iowa State	9-22	30-28	7-14	6-2
12/9	Robert Morris	16-13	38-32	15-2	8-0
12/18	Drake	16-15	34-36	10-13	4-5
12/20	Kent State	17-5	42-10	9-15	19-2
12/28	Illinois	6-24	30-20	14-10	9-2
12/31	Nebraska	17-19	40-26	10-14	9-11
1/3	Penn State	12-22	32-32	6-13	12-12
1/11	Illinois	13-14	34-28	14-8	6-4
1/14	Maryland	9-27	38-54	6-21	4-8
1/17	Rutgers	16-12	42-32	6-19	14-6
1/21	Minnesota	10-7	38-18	11-2	10-2

IOWA AND OPPONENT INDIVIDUAL HIGH PERFORMANCES

CATEGORY	IOWA	OPPONENTS
Points	29 Ally Disterhoft vs. Oral Roberts	28 Jessica Shepard, Nebraska
Field Goals Made	11 Megan Gustafson vs. James Madison	11 Jessica Shepard, Nebraska
Field Goals Attempted	16 Megan Gustafson vs. James Madison	28 2 times
3-Point Field Goals Made	5 2 times	5 J. Travascio-Green, Penn State
3-Point Field Goals Attempted	10 2 times	11 Larissa Lurken
Free Throws Made	11 Ally Disterhoft vs. Oral Roberts	10 Bridget Carleton, Iowa State
Free Throws Attempted	13 Ally Disterhoft vs. Oral Roberts	10 Bridget Carleton, Iowa State
Offensive Rebounds	6 Megan Gustafson, 2x, last vs. Illinois	7 Desiree Keeling, Rutgers
Defensive Rebounds	11 Megan Gustafson, 3x, last vs. Illinois	10 Becca Hittner, Drake
Total Rebounds	17 Megan Gustafson vs. UNI	14 Jessie Edwards, Minnesota
Assists	8 Tania Davis, 2x, last vs. Minnesota	8 Lindsay Allen, Notre Dame
Steals	4 5 times	6 Alex Wittinger, Illinois
Blocks	4 Megan Gustafson vs. UNI	3 Alex Wittinger, Illinois





IOWA BASKETBALL

@IOWAWBB GAME NOTES

Season Box Scores

Official Basketball Box Score -- Game Totals -- Final Statistics
Northern Iowa vs Iowa
12/4/16 2 p.m. at Carver-Hawkeye Arena

Game 9

Northern Iowa 39 • 4-4

Box score for Game 9: Northern Iowa vs Iowa. Northern Iowa: 39 (13-62 FG, 4-27 3-PT, 14-32 Rebounds). Iowa: 44 (19-43 FG, 10-22 3-PT, 27-41 Rebounds). Game: 13-62 60.7%, 4-27 27.3%, 14-32 43.8%. Rebounds 14-37-47.

Iowa 88 • 6-3

Box score for Game 9: Iowa 88 vs Northern Iowa 39. Iowa: 88 (34-56 FG, 11-16 3-PT, 10-37 Rebounds). Northern Iowa: 39 (13-62 FG, 4-27 3-PT, 14-32 Rebounds). Game: 34-56 60.7%, 11-16 68.8%, 10-37 31.1%. Rebounds 10-37-47.

Score by periods and technical fouls for Game 9. Score by periods: Northern Iowa (10, 7, 10, 12, 39), Iowa (25, 15, 28, 20, 88). Technical fouls: Northern Iowa-None, Iowa-None.

Additional statistics for Game 9 including FG%, 3FG%, FT%, Rebounds, Points, In, Off, 2nd, Fast, and Bench. Iowa led for 00:00-02:00. Iowa led for 39:33. Game was tied for 00:27.

Official Basketball Box Score -- Game Totals -- Final Statistics
Iowa State vs Iowa
12/7/16 7:05 p.m. at Carver-Hawkeye Arena

Game 10

Iowa State 76 • 6-2

Box score for Game 10: Iowa State vs Iowa. Iowa State: 76 (29-51 FG, 13-21 3-PT, 17-22 Rebounds). Iowa: 62 (26-68 FG, 6-28 3-PT, 18-21 Rebounds). Game: 29-51 56.9%, 13-21 61.9%, 17-22 77.3%. Rebounds 17-22-39.

Iowa 88 • 7-3

Box score for Game 10: Iowa 88 vs Iowa State 76. Iowa: 88 (34-56 FG, 11-16 3-PT, 10-37 Rebounds). Iowa State: 76 (29-51 FG, 13-21 3-PT, 17-22 Rebounds). Game: 34-56 60.7%, 11-16 68.8%, 10-37 31.1%. Rebounds 10-37-47.

Score by periods and technical fouls for Game 10. Score by periods: Iowa State (12, 16, 23, 25, 76), Iowa (15, 28, 24, 21, 88). Technical fouls: Iowa State-None, Iowa-None.

Additional statistics for Game 10 including FG%, 3FG%, FT%, Rebounds, Points, In, Off, 2nd, Fast, and Bench. Iowa led for 03:27-07:44.

Official Basketball Box Score -- Game Totals -- Final Statistics
Robert Morris vs Iowa
12/9/16 7:05 p.m. at Carver-Hawkeye Arena

Game 11

Robert Morris 60 • 4-6

Box score for Game 11: Robert Morris vs Iowa. Robert Morris: 60 (23-57 FG, 8-19 3-PT, 14-30 Rebounds). Iowa: 44 (19-43 FG, 10-22 3-PT, 27-41 Rebounds). Game: 23-57 42.7%, 8-19 42.1%, 14-30 46.7%. Rebounds 14-30-44.

Iowa 81 • 8-3

Box score for Game 11: Iowa 81 vs Robert Morris 60. Iowa: 81 (28-59 FG, 5-19 3-PT, 20-28 Rebounds). Robert Morris: 60 (23-57 FG, 8-19 3-PT, 14-30 Rebounds). Game: 28-59 47.5%, 5-19 26.3%, 20-28 71.4%. Rebounds 20-28-48.

Score by periods and technical fouls for Game 11. Score by periods: Robert Morris (16, 15, 15, 14, 60), Iowa (20, 20, 19, 22, 81). Technical fouls: Tina Napier, Amy Bonner, Katie Lakanich. Fouled out: #33 RM 1:00 4th.

Additional statistics for Game 11 including FG%, 3FG%, FT%, Rebounds, Points, In, Off, 2nd, Fast, and Bench. Iowa led for 01:15. Iowa led for 36:21. Game was tied for 02:24.

Official Basketball Box Score -- Game Totals -- Final Statistics
Iowa vs Drake
12-18-16 2:07 p.m. at Knapp Center (Des Moines, Iowa)

Game 12

Iowa 76 • 8-4

Box score for Game 12: Iowa vs Drake. Iowa: 76 (28-65 FG, 7-23 3-PT, 13-16 Rebounds). Drake: 81 (24-41 FG, 11-17 3-PT, 22-31 Rebounds). Game: 28-65 43.1%, 7-23 40.8%, 13-16 81.3%. Rebounds 13-16-29.

Drake 81 • 6-3

Box score for Game 12: Drake 81 vs Iowa 76. Drake: 81 (24-41 FG, 11-17 3-PT, 22-31 Rebounds). Iowa: 76 (28-65 FG, 7-23 3-PT, 13-16 Rebounds). Game: 24-41 58.5%, 11-17 64.7%, 22-31 71.0%. Rebounds 22-31-53.

Score by periods and technical fouls for Game 12. Score by periods: Iowa (17, 16, 19, 24, 76), Drake (24, 14, 21, 22, 81). Technical fouls: John Whitson, Jeff Cross, Erika Herriman-Camarota.

Additional statistics for Game 12 including FG%, 3FG%, FT%, Rebounds, Points, In, Off, 2nd, Fast, and Bench. Iowa led for 02:40. Drake led for 35:14. Game was tied for 02:05.

Additional statistics for Game 12 including FG%, 3FG%, FT%, Rebounds, Points, In, Off, 2nd, Fast, and Bench. Iowa led for 02:40. Drake led for 35:14. Game was tied for 02:05.





IOWA BASKETBALL

PLAYER BIOS

24 NCAA Tournaments • 6 Sweet Sixteens • 3 Elite Eights • 1993 NCAA Final Four • 11 Big Ten Titles

Alexa Kastanek



Guard • 5-10 • Senior
Lincoln, Neb.
Southeast

2016-17... Has appeared in all 20 contests this season... scored six points and dished out two assists in Iowa's win over Kent State... recorded five points, three assists and three steals in Iowa's win over UNI... scored a team-high 17 on 5-10 shooting from three-point range in Iowa's win over UMass... registered two points, two assists, and two steals in Iowa's win at North Dakota... went 2-for-4 from 3-point range in Iowa's win over Hampton on Nov. 13.

2016-17 Game-by-Game

Opponent	Date	gs	min	Total		3-Pointers		Free throws		Rebounds				pts	avg					
				fg-fga	pct	3fg-fga	pct	ft-fga	pct	off	def	tot	avg							
ORAL ROBERTS	11/11/16	8	1-3	.333	1-2	.500	0-0	.000	0	1	1	1.0	2	0	0	2	3	3.0		
HAMPTON	11/13/16	14	2-4	.500	2-4	.500	0-0	.000	0	4	4	2.5	1	3	2	0	0	6	4.5	
at North Dakota	11/16/16	10	0-2	.000	0-1	.000	2-2	1.000	0	1	1	2.0	2	2	1	0	2	2	3.7	
MASSACHUSETTS	11/19/16	17	6-11	.545	5-10	.500	0-0	.000	0	3	3	2.3	0	4	1	0	1	17	7.0	
SOUTH DAKOTA STATE	11/20/16	13	1-4	.250	0-3	.000	2-2	1.000	1	1	2	2.2	1	2	2	0	0	4	6.4	
vs UCLA	11/24/16	12	1-10	.100	1-10	.100	0-0	.000	2	0	2	2.2	1	1	3	0	1	3	5.8	
vs James Madison	11/25/16	10	0-2	.000	0-2	.000	0-0	.000	0	0	0	1.9	1	2	0	0	0	0	5.0	
NOTRE DAME	11/30/16	8	0-1	.000	0-1	.000	0-0	.000	0	0	0	1.6	1	1	1	0	0	0	4.4	
NORTHERN IOWA	12/4/16	15	2-3	.667	1-2	.500	0-0	.000	0	1	1	1.6	2	3	3	0	3	5	4.4	
IOWA STATE	12/7/16	6	1-2	.500	0-1	.000	0-0	.000	0	1	1	1.5	1	0	0	0	0	2	4.2	
ROBERT MORRIS	12/9/16	9	1-3	.333	1-3	.333	0-0	.000	0	1	1	1.5	2	0	1	0	0	3	4.1	
at Drake	12-18-16	2	0-3	.000	0-2	.000	0-0	.000	0	0	0	1.3	2	0	0	0	0	0	3.8	
KENT STATE	12/20/16	12	2-6	.333	2-6	.333	0-0	.000	0	3	3	1.5	1	2	2	0	1	6	3.9	
at Illinois	12/28/16	7	1-4	.250	1-4	.250	0-0	.000	0	0	0	1.4	1	0	2	0	0	3	3.9	
NEBRASKA	12/31/16	1	0-0	.000	0-0	.000	0-0	.000	0	0	0	1.3	1	0	0	0	0	0	3.6	
at Penn State	01/03/16	2	0-1	.000	0-1	.000	0-0	.000	0	0	0	1.2	1	0	0	0	0	0	3.4	
ILLINOIS	1/11/17	9	0-1	.000	0-1	.000	0-0	.000	1	2	3	1.3	1	0	1	0	0	0	3.2	
MARYLAND	1/14/17	5	0-2	.000	0-2	.000	0-0	.000	1	0	1	1.3	0	1	0	0	0	0	3.0	
at Rutgers	1/17/17	4	0-0	.000	0-0	.000	0-0	.000	0	0	0	1.2	0	0	1	0	0	0	2.8	
MINNESOTA	1/21/17	5	1-2	.500	1-2	.500	0-0	.000	0	0	0	1.2	0	1	0	0	1	3	2.9	
Totals		0	169	19-64	.297	15-57	.263	4-4	1.000	5	18	23	1.2	21	22	20	0	11	57	2.9

Games played: 20
 Minutes/game: 8.5
 Points/game: 2.9
 FG Pct: 29.7
 3FG Pct: 26.3
 FT Pct: 100.0

Rebounds/game: 1.2
 Assists/game: 1.1
 Turnovers/game: 1.0
 Assist/turnover ratio: 1.1
 Steals/game: 0.6

Personal Bests

Points: 22, 2x, last at Virginia (12/2/15)
Rebounds: 7, 2x, last at Michigan (1/7/16)
FGM: 8, 2x, last at Virginia (12/2/15)
FGA: 14 vs. Drake (12/22/15)
3-pt FGM: 6 vs. Wright State (11/26/15)
3-pt FGA: 12 vs. Drake (12/22/15)
FTM: 5 vs. Rutgers (1/4/16)
FTA: 8 vs. Rutgers (1/4/16)
Assists: 7, 2x, last vs. Illinois (2/27/16)
Steals: 5 vs. Western Illinois (11/19/15)
Blocks: 1, 8x, last vs. Minnesota (1/21/16)
Minutes: 39 vs. George Washington (11/27/15)

Season	gp-gs	min/avg	fg-fga	pct	fg-fga	pct	ft-fga	pct	off	def	tot	avg	pf	fo	ast	to	blk	stl	pts	avg
2013-14	34-0	433/12.7	50-136	.368	20-71	.282	20-34	.588	5	32	37	1.1	50	0	48	40	2	26	140	4.1
2014-15	32-0	263/8.2	25-73	.342	10-28	.357	17-24	.708	7	28	35	1.1	30	0	27	20	2	13	77	2.4
2015-16	33-20	679/20.6	86-216	.398	56-156	.359	35-47	.745	7	57	64	1.9	60	1	74	77	3	30	263	8.0
2016-17	20-0	169/8.5	19-64	.297	15-57	.263	4-4	1.000	5	18	23	1.2	21	0	22	20	0	11	57	2.9
TOTAL	119-20	1544/13.0	180-489	.368	101-312	.324	76-109	.697	24	135	159	1.3	161	1	171	157	7	80	537	4.5





IOWA BASKETBALL

PLAYER BIOS

24 NCAA Tournaments • 6 Sweet Sixteens • 3 Elite Eights • 1993 NCAA Final Four • 11 Big Ten Titles

Ally Disterhoft

2016-17 Game-by-Game



Guard • 6-0 • Senior
Iowa City, Iowa
West

2016-17... Has started all 20 contests this season... scored 17 points and dished out four assists in Iowa's win over Minnesota on Jan. 21... netted 18 points against No. 3 Maryland... registered 14 points, seven rebounds, and three assists in Iowa's win over Illinois on Jan. 11... netted 16 points and pulled down five rebounds in Iowa's win over Nebraska on Dec. 31... recorded her first double-double of the season and the seventh of her career with 11 points and 12 boards against Illinois on Dec. 28... scored 18 points and pulled down six boards in Iowa's win over Kent State... led the team with 24 points against Drake... scored 14 points in Iowa's win over Robert Morris... netted 14 points and went 3-for-5 from 3-point range in Iowa's win over Iowa State... paced the team with 17 points on 6-of-7 shooting from the field and a 4-for-4 effort from 3-point range... led the team with 18 points against No. 1 Notre Dame on Nov. 30... netted 20 points on 7-of-10 shooting from the field to help Iowa to a win over James Madison on Nov. 25... named to the 2016 Hawkeye Challenge All-Tournament Team... scored 16 points, grabbed nine rebounds, and registered four steals against South Dakota State... netted 10 points, dished out five assists, and pulled down seven boards in Iowa's win over UMass... led all scorers with 20 points against North Dakota, adding five boards, three assists, and one steal in 30 minutes of action... netted a team-high 16 points and pulled down six boards against Hampton

Opponent	Date	gs	min	Total		3-Pointers		Free throws		Rebounds			pf	a	t/o	blk	stl	pts	avg		
				fg-fga	pct	3fg-fga	pct	ft-fa	pct	off	def	tot								avg	
ORAL ROBERTS	11/11/16	*	27	9-10	.900	0-1	.000	11-13	.846	0	7	7	7.0	2	1	2	2	1	29	29.0	
HAMPTON	11/13/16	*	23	7-11	.636	0-2	.000	2-3	.667	2	4	6	6.5	3	3	1	0	1	16	22.5	
at North Dakota	11/16/16	*	30	6-11	.545	0-1	.000	8-12	.667	1	4	5	6.0	1	3	3	0	1	20	21.7	
MASSACHUSETTS	11/19/16	*	23	4-6	.667	1-3	.333	1-2	.500	2	5	7	6.3	0	5	1	0	2	10	18.8	
SOUTH DAKOTA STATE	11/20/16	*	30	7-15	.467	0-2	.000	2-3	.667	3	6	9	6.8	2	1	5	1	4	16	18.2	
vs UCLA	11/24/16	*	36	6-12	.500	1-2	.500	3-6	.500	2	4	6	6.7	2	2	7	0	1	16	17.8	
vs James Madison	11/25/16	*	29	7-10	.700	3-4	.750	3-7	.429	1	5	6	6.6	1	4	4	0	2	20	18.1	
NOTRE DAME	11/30/16	*	33	7-12	.583	3-5	.600	1-2	.500	0	3	3	6.1	3	5	3	0	1	18	18.1	
NORTHERN IOWA	12/4/16	*	22	6-7	.857	4-4	1.000	1-2	.500	0	3	3	5.8	0	2	3	1	0	17	18.0	
IOWA STATE	12/7/16	*	30	4-9	.444	3-5	.600	3-4	.750	0	3	3	5.5	1	4	1	1	0	14	17.6	
ROBERT MORRIS	12/9/16	*	26	4-8	.500	1-3	.333	5-8	.625	1	1	2	5.2	0	1	3	0	0	14	17.3	
at Drake	12-18-16	*	34	8-15	.533	4-7	.571	4-6	.667	1	1	2	4.9	2	4	1	1	24	17.8		
KENT STATE	12/20/16	*	24	8-12	.667	0-2	.000	2-4	.500	1	5	6	5.0	1	2	1	0	0	18	17.8	
at Illinois	12/28/16	*	36	4-13	.308	0-8	.000	3-4	.750	4	8	12	5.5	2	2	3	0	0	11	17.4	
NEBRASKA	12/31/16	*	35	6-15	.400	4-9	.444	0-0	.000	2	3	5	5.5	0	1	2	1	0	16	17.3	
at Penn State	01/03/16	*	36	2-9	.222	0-3	.000	0-0	.000	2	2	4	5.4	3	2	3	2	1	4	16.4	
ILLINOIS	1/11/17	*	32	5-10	.500	0-4	.000	4-5	.800	3	4	7	5.5	0	3	0	0	0	14	16.3	
MARYLAND	1/14/17	*	34	5-13	.385	1-4	.250	7-8	.875	0	4	4	5.4	1	3	2	1	2	18	16.4	
at Rutgers	1/17/17	*	34	2-7	.286	0-4	.000	2-2	1.000	1	3	4	5.3	0	2	2	0	0	6	15.8	
MINNESOTA	1/21/17	*	35	6-12	.500	3-7	.429	2-2	1.000	0	3	3	5.2	1	4	0	1	1	17	15.9	
Totals			20	609	113-217	.521	28-80	.350	64-93	.688	26	78	104	5.2	25	54	47	11	18	318	15.9

Games played: 20
 Minutes/game: 30.5
 Points/game: 15.9
 FG Pct: 52.1
 3FG Pct: 35.0
 FT Pct: 68.8

Rebounds/game: 5.2
 Assists/game: 2.7
 Turnovers/game: 2.4
 Assist/turnover ratio: 1.1
 Steals/game: 0.9
 Blocks/game: 0.6

on Nov. 13... registered a career-high 29 points, shooting 9of-10 from the field to lead Iowa past Oral Roberts on Nov. 11.

Personal Bests

Points: 29 vs. Oral Roberts (11/11/16)
Rebounds: 13 vs. Nebraska (1/26/15)
FGM: 11 vs. Arkansas (11/28/14)
FGA: 19 vs. Western Illinois (11/19/15)
3-pt FGM: 4, 5x, last vs. Nebraska (12/31/16)
3-pt FGA: 9 vs. vs. Nebraska (12/31/16)
FTM: 12 at Ohio State (1/19/14)
FTA: 13 vs. Oral Roberts (11/11/16)
Assists: 8 vs. Penn State (12/28/14)
Steals: 4, 2x last vs South Dakota St (11/20/16)
Blocks: 3, 2x, last vs. Michigan (3/3/16)
Minutes: 47 vs. George Washington (11/27/15)

Season	gp-gs	min/avg	fg-fga	pct	fg-fga	pct	ft-fa	pct	off	def	tot	avg	pf	fo	ast	to	blk	stl	pts	avg
2013-14	36-17	1035/28.8	155-317	.489	33-97	.340	131-176	.744	71	158	229	6.4	72	2	49	77	12	24	474	13.2
2014-15	34-34	1104/32.5	163-380	.429	40-109	.367	137-175	.783	73	127	200	5.9	59	0	83	60	13	29	503	14.8
2015-16	33-33	1207/36.6	197-368	.535	43-104	.413	128-176	.727	58	122	180	5.5	57	0	92	83	28	30	565	17.1
2016-17	20-20	609/30.5	113-217	.521	28-80	.350	64-93	.688	26	78	104	5.2	25	0	54	47	11	18	318	15.9
TOTAL	123-104	3955/32.2	628-1282	.490	144-390	.369	460-620	.742	228	485	713	5.8	213	2	278	267	64	101	1860	15.1





IOWA BASKETBALL

PLAYER BIOS

24 NCAA Tournaments • 6 Sweet Sixteens • 3 Elite Eights • 1993 NCAA Final Four • 11 Big Ten Titles

Makenzie Meyer

2016-17 Game-by-Game



Guard • 5-9 • Freshman
Mason City, Iowa
Mason City

2016-17... Has appeared in all 20 contests with nine starts... scored five points in Iowa's win over Minnesota on Jan. 21... was a perfect 4-for-4 from the field and 2-for-2 from behind the arc in Iowa's win at Rutgers on Jan. 17... tied career highs in points (12) and 3-pointers made (4) in Iowa's win over Illinois on Jan. 11... scored six points in Iowa's win over Nebraska on Dec. 31... set career-highs in points (12) and 3-pointers made (4) in Iowa's win over Kent State... registered seven points, three assists, two steals, and a block against Drake... netted eight points in Iowa's win over Robert Morris... was 2-for-2 from 3-point range in Iowa's win over Iowa State... netted a career-high nine points and six rebounds in Iowa's win over UNI... scored six points in Iowa's win over UMass... registered seven points, two boards, and two assists in Iowa's win over Hampton on Nov. 13... scored six points and tallied three assists in her Hawkeye debut against Oral Roberts on Nov. 11.

Opponent	Date	gs	min	Total		3-Pointers		Free throws		Rebounds				pts	avg						
				fg-fga	pct	3fg-fga	pct	ft-fa	pct	off	def	tot	avg			pf	a	t/o	blk	stl	
ORAL ROBERTS	11/11/16	*	19	1-3	.333	1-1	1.000	3-4	.750	0	1	1	1.0	1	3	0	0	0	6	6.0	
HAMPTON	11/13/16	*	21	3-7	.429	0-2	.000	1-2	.500	1	1	2	1.5	0	2	1	0	0	7	6.5	
at North Dakota	11/16/16	*	11	0-1	.000	0-1	.000	0-0	.000	0	0	0	1.0	3	1	1	0	0	0	4.3	
MASSACHUSETTS	11/19/16	*	20	2-6	.333	2-6	.333	0-0	.000	0	1	1	1.0	1	1	2	0	0	6	4.8	
SOUTH DAKOTA STATE	11/20/16	*	18	1-3	.333	0-1	.000	0-0	.000	0	0	0	0.8	0	2	2	0	0	2	4.2	
vs UCLA	11/24/16		13	0-4	.000	0-3	.000	0-0	.000	0	3	3	1.2	0	0	1	0	0	0	3.5	
vs James Madison	11/25/16		20	1-4	.250	0-2	.000	0-0	.000	0	2	2	1.3	2	3	1	0	0	2	3.3	
NOTRE DAME	11/30/16		16	1-4	.250	0-2	.000	0-0	.000	0	3	3	1.5	1	1	3	0	1	2	3.1	
NORTHERN IOWA	12/4/16		18	2-5	.400	2-4	.500	3-4	.750	1	5	6	2.0	4	1	0	0	0	9	3.8	
IOWA STATE	12/7/16		12	2-4	.500	2-2	1.000	0-0	.000	0	1	1	1.9	1	1	1	0	0	6	4.0	
ROBERT MORRIS	12/9/16		14	2-5	.400	1-3	.333	3-4	.750	0	1	1	1.8	2	1	1	0	0	8	4.4	
at Drake	12-18-16		28	3-6	.500	1-3	.333	0-0	.000	0	0	0	1.7	1	3	0	1	2	7	4.6	
KENT STATE	12/20/16		21	4-11	.364	4-7	.571	0-0	.000	0	0	0	1.5	0	1	0	0	2	12	5.2	
at Illinois	12/28/16		18	0-4	.000	0-4	.000	0-0	.000	0	1	1	1.5	1	1	1	0	0	0	4.8	
NEBRASKA	12/31/16		13	1-3	.333	1-3	.333	3-4	.750	1	1	2	1.5	2	1	1	0	1	6	4.9	
at Penn State	01/03/17		20	2-5	.400	0-2	.000	0-0	.000	0	2	2	1.6	1	2	1	0	0	4	4.8	
ILLINOIS	1/11/17	*	23	4-5	.800	4-5	.800	0-0	.000	0	2	2	1.6	3	4	3	0	1	12	5.2	
MARYLAND	1/14/17	*	21	1-2	.500	1-2	.500	0-0	.000	0	0	0	1.5	2	1	1	0	1	3	5.1	
at Rutgers	1/17/17	*	26	4-4	1.000	2-2	1.000	0-0	.000	0	2	2	1.5	2	1	3	0	0	10	5.4	
MINNESOTA	1/21/17	*	13	2-5	.400	1-4	.250	0-0	.000	0	2	2	1.6	3	2	1	0	0	5	5.4	
Totals			9	365	36-91	.396	22-59	.373	13-18	.722	3	28	31	1.6	30	32	24	1	8	107	5.4

Games played: 20
 Minutes/game: 18.3
 Points/game: 5.4
 FG Pct: 39.6
 3FG Pct: 37.3
 FT Pct: 72.2

Rebounds/game: 1.6
 Assists/game: 1.6
 Turnovers/game: 1.2
 Assist/turnover ratio: 1.3
 Steals/game: 0.4
 Blocks/game: 0.1

Personal Bests

Points: 12, 2x, last vs. Illinois (1/11/17)
Rebounds: 6 vs. UNI (12/4/16)
FGM: 4, 3x, last at Rutgers (1/17/17)
FGA: 11 vs. Kent State (12/20/16)
3-pt FGM: 4, 2x, last vs. Illinois (1/11/17)
3-pt FGA: 7 vs. Kent State (12/20/16)
FTM: 3, 4x, last vs. Nebraska (12/31/16)
FTA: 4, 4x, last vs. Nebraska (12/31/16)
Assists: 4 vs. Illinois (1/11/17)
Steals: 2, 2x, last vs. Kent State (12/20/16)
Blocks: 1 vs. Drake (12/18/16)
Minutes: 28 vs. vs. Drake (12/18/16)

Season	gp-gs	min/avg	Total		3-Point		F-Throws		Rebounds				Scoring							
			fg-fga	pct	fg-fga	pct	ft-fa	pct	off	def	tot	avg	pf	fo	ast	to	blk	stl	pts	avg
2016-17	20-9	365/18.3	36-91	.396	22-59	.373	13-18	.722	3	28	31	1.6	30	0	32	24	1	8	107	5.4
TOTAL	20-9	365/18.3	36-91	.396	22-59	.373	13-18	.722	3	28	31	1.6	30	0	32	24	1	8	107	5.4





IOWA BASKETBALL

PLAYER BIOS

24 NCAA Tournaments • 6 Sweet Sixteens • 3 Elite Eights • 1993 NCAA Final Four • 11 Big Ten Titles

Chase Coley



Center • 6-3 • Junior
Minneapolis
Washburn

2016-17... Has appeared in all 20 contests this season... scored six points and pulled down six boards in Iowa's win over Minnesota on Jan. 21... registered eight points on 4-of-5 shooting from the field in Iowa's win at Rutgers on Jan. 17... scored seven points against No. 3 Maryland on Jan. 14... registered six points, three rebounds, and two assists in Iowa's win over Nebraska on Dec. 31... netted five points, pulled down six boards, and dished out four assists in Iowa's win over Robert Morris... scored seven points and registered five boards in Iowa's win over UNI... registered four points, two rebounds, three blocks, and a steal against Massachusetts... recorded five rebounds, three assists, and a block in Iowa's win at North Dakota... pulled down 10 boards and netted seven points in Iowa's win over Hampton on Nov. 13... recorded eight points, five rebounds, three assists, and two steals in Iowa's win over Oral Roberts on Nov. 11.

2016-17 Game-by-Game

Opponent	Date	gs	min	Total		3-Pointers		Free throws		Rebounds				pf	a	t/o	blk	stl	pts	avg
				fg-fga	pct	3fg-fga	pct	ft-fga	pct	off	def	tot	avg							
ORAL ROBERTS	11/11/16	13	3-7	.429	0-0	.000	2-4	.500	3	2	5	5.0	3	3	2	0	2	8	8.0	
HAMPTON	11/13/16	16	3-7	.429	0-0	.000	1-2	.500	3	7	10	7.5	1	0	1	1	0	7	7.5	
at North Dakota	11/16/16	15	1-3	.333	0-0	.000	1-2	.500	1	4	5	6.7	1	3	1	1	0	3	6.0	
MASSACHUSETTS	11/19/16	17	2-3	.667	0-0	.000	0-0	.000	1	5	6	6.5	0	2	4	3	1	4	5.5	
SOUTH DAKOTA STATE	11/20/16	17	1-4	.250	0-0	.000	0-0	.000	1	1	2	5.6	1	0	1	0	0	2	4.8	
vs UCLA	11/24/16	10	0-1	.000	0-0	.000	0-0	.000	0	2	2	5.0	0	1	1	0	0	0	4.0	
vs James Madison	11/25/16	11	0-1	.000	0-0	.000	0-0	.000	0	1	1	4.4	2	0	1	0	0	0	3.4	
NOTRE DAME	11/30/16	9	2-4	.500	0-0	.000	0-2	.000	0	4	4	4.4	1	1	2	0	0	4	3.5	
NORTHERN IOWA	12/4/16	12	3-4	.750	1-1	1.000	0-0	.000	0	5	5	4.4	1	0	2	1	0	7	3.9	
IOWA STATE	12/7/16	9	0-2	.000	0-0	.000	0-0	.000	0	3	3	4.3	1	2	2	0	0	0	3.5	
ROBERT MORRIS	12/9/16	17	1-3	.333	0-0	.000	3-6	.500	1	5	6	4.5	1	4	0	0	0	5	3.6	
at Drake	12-18-16	7	0-2	.000	0-1	.000	0-0	.000	1	1	2	4.3	2	1	2	0	0	0	3.3	
KENT STATE	12/20/16	15	0-1	.000	0-0	.000	0-0	.000	0	6	6	4.4	0	1	1	0	1	0	3.1	
at Illinois	12/28/16	9	2-3	.667	0-0	.000	0-0	.000	1	1	2	4.2	0	0	1	0	0	4	3.1	
NEBRASKA	12/31/16	24	3-7	.429	0-0	.000	0-2	.000	0	2	2	4.1	1	2	1	0	0	6	3.3	
at Penn State	01/03/16	9	1-1	1.000	0-0	.000	0-0	.000	0	1	1	3.9	1	0	2	0	1	2	3.3	
ILLINOIS	1/11/17	15	0-3	.000	0-0	.000	0-0	.000	0	2	2	3.8	2	1	1	0	1	0	3.1	
MARYLAND	1/14/17	15	3-4	.750	0-0	.000	1-1	1.000	0	2	2	3.7	2	0	1	0	1	7	3.3	
at Rutgers	1/17/17	17	4-5	.800	0-0	.000	0-0	.000	1	3	4	3.7	1	0	1	0	0	8	3.5	
MINNESOTA	1/21/17	20	3-9	.333	0-0	.000	0-0	.000	1	5	6	3.8	1	2	1	1	0	6	3.7	
Totals		0	277	32-74	.432	1-2	.500	8-19	.421	14	62	76	3.8	22	23	28	7	7	73	3.7

Games played: 20
 Minutes/game: 13.9
 Points/game: 3.7
 FG Pct: 43.2
 3FG Pct: 50.0
 FT Pct: 42.1

Rebounds/game: 3.8
 Assists/game: 1.2
 Turnovers/game: 1.4
 Assist/turnover ratio: 0.8
 Steals/game: 0.4
 Blocks/game: 0.4

Personal Bests

Points: 22, 2x, last vs. George Washington (11/27/15)
Rebounds: 14 at UNI (11/22/15)
FGM: 11 vs. Wright State (11/26/15)
FGA: 21 at Minnesota (2/15/16)
3-pt FGM: 1, 2x, last vs. UNI (12/4/16)
3-pt FGA: 1, 4x, last vs. Drake (12/18/16)
FTM: 7 vs. Michigan (1/28/16)
FTA: 8 vs. Michigan (1/28/16)
Assists: 6 vs. Michigan (3/3/16)
Steals: 4 vs. Michigan State (2/7/16)
Blocks: 6 vs. Michigan (3/3/16)
Minutes: 40 vs. George Washington (11/27/15)

Season	gp-gs	min/avg	Total		3-Point		F-Throws		Rebounds				Scoring							
			fg-fga	pct	fg-fga	pct	ft-fga	pct	off	def	tot	avg	pf	fo	ast	to	blk	stl	pts	avg
2014-15	29-0	201/6.9	37-57	.649	0-0	.000	9-17	.529	18	27	45	1.6	21	0	7	13	10	1	83	2.9
2015-16	33-31	832/25.2	152-291	.522	1-2	.500	60-74	.811	43	151	194	5.9	87	3	53	49	37	24	365	11.1
2016-17	20-0	277/13.9	32-74	.432	1-2	.500	8-19	.421	14	62	76	3.8	22	0	23	28	7	7	73	3.7
TOTAL	82-31	1310/16.0	221-422	.524	2-4	.500	77-110	.700	75	240	315	3.8	130	3	83	90	54	32	521	6.4





IOWA BASKETBALL

PLAYER BIOS

24 NCAA Tournaments • 6 Sweet Sixteens • 3 Elite Eights • 1993 NCAA Final Four • 11 Big Ten Titles

Alexis Sevillian

2016-17 Game-by-Game



Guard • 5-5 • Freshman
Goodrich, Mich.
Goodrich

2016-17... Has yet to appear this season.

Personal Bests

Points:	---
Rebounds:	---
FGM:	---
FGA:	---
3-pt FGM:	---
3-pt FGA:	---
FTM:	---
FTA:	---
Assists:	---
Steals:	---
Blocks:	---
Minutes:	---





IOWA BASKETBALL

PLAYER BIOS

24 NCAA Tournaments • 6 Sweet Sixteens • 3 Elite Eights • 1993 NCAA Final Four • 11 Big Ten Titles

Megan Gustafson

2016-17 Game-by-Game



Center • 6-3 • Sophomore
Port Wing, Wis.
South Shore

2016-17... Has started all 20 contests this season... paced the team with 19 points and 12 rebounds -- her 10th double-double of the season -- in Iowa's win over Minnesota on Jan. 21... led the team with 19 points on a perfect 7-for-7 performance from the field in Iowa's win at Rutgers on Jan. 17... scored 14 points and pulled down seven boards against No. 3 Maryland on Jan. 14... registered 20 points and 15 rebounds in Iowa's win over Illinois on Jan. 11... led all scorers with 21 points against Penn State on Jan. 3... led the team with 22 points and nine rebounds in Iowa's win over Nebraska on Dec. 31... registered her eighth double-double of the season and 17th of her career with 21 points and 13 rebounds against Illinois on Dec. 28... named to the Big Ten Player of the Week Honor Roll on Dec. 26... led the Hawkeyes in points (20) and rebounds (7) in their win over Kent State... registered her seventh double-double of the season with 20 points and 11 rebounds at Drake... recorded a team-high 15 points and nine rebounds in Iowa's win over Robert Morris... registered the sixth double-double of the season with 10 points and 13 boards in Iowa's win over Iowa State... recorded the fifth double-double of the season with 12 points and a season-high 17 rebounds in Iowa's win over UNI... registered her fourth double-double of the season with 16 points and a team-high 11 boards against No. 1 Notre Dame on Nov. 30... named to the 2016 Cancun Challenge All-Tournament Team... scored 23 points on a career-high 11 field goals to lead the Hawkeyes past James Madison on Nov. 25... scored 15 points and pulled down seven boards against UCLA... named to the 2016 Hawkeye Challenge All-Tournament Team... registered the 12th double-double of her career and third of the season with 21 points and 13 rebounds against South Dakota State... scored 13 points and pulled down eight boards in Iowa's win over UMass... recorded 12 points, six boards, two blocks, an assist and a steal and went 6-6 from the free throw line in Iowa's win at

Opponent	Date	gs	min	Total		3-Pointers		Free throws		Rebounds				pf	a	t/o	blk	stl	pts	avg	
				fg-fga	pct	3fg-fga	pct	ft-fga	pct	off	def	tot	avg								
ORAL ROBERTS	11/11/16	*	26	10-14	.714	0-0	.000	5-6	.833	4	8	12	12.0	3	1	3	1	0	25	25.0	
HAMPTON	11/13/16	*	24	6-10	.600	0-0	.000	2-2	1.000	1	10	11	11.5	2	0	2	0	0	14	19.5	
at North Dakota	11/16/16	*	22	3-6	.500	0-0	.000	6-6	1.000	3	3	6	9.7	3	1	4	2	1	12	17.0	
MASSACHUSETTS	11/19/16	*	19	6-8	.750	0-0	.000	1-1	1.000	2	6	8	9.3	2	1	0	1	0	13	16.0	
SOUTH DAKOTA STATE	11/20/16	*	31	10-14	.714	0-0	.000	1-1	1.000	4	9	13	10.0	0	2	1	3	1	21	17.0	
vs UCLA	11/24/16	*	23	7-9	.778	0-0	.000	1-1	1.000	3	4	7	9.5	3	1	0	0	0	15	16.7	
vs James Madison	11/25/16	*	28	11-16	.688	0-0	.000	1-2	.500	4	4	8	9.3	3	0	1	1	1	23	17.6	
NOTRE DAME	11/30/16	*	29	7-9	.778	0-0	.000	2-4	.500	4	7	11	9.5	0	1	3	1	1	16	17.4	
NORTHERN IOWA	12/4/16	*	22	5-11	.455	0-0	.000	2-2	1.000	6	11	17	10.3	1	0	2	4	0	12	16.8	
IOWA STATE	12/7/16	*	31	4-6	.667	0-0	.000	2-4	.500	2	11	13	10.6	3	1	1	1	0	10	16.1	
ROBERT MORRIS	12/9/16	*	26	7-11	.636	0-0	.000	1-1	1.000	3	6	9	10.5	2	0	2	1	0	15	16.0	
at Drake	12-18-16	*	26	10-14	.714	0-0	.000	0-0	.000	5	6	11	10.5	4	0	0	2	0	20	16.3	
KENT STATE	12/20/16	*	25	8-11	.727	0-0	.000	4-7	.571	2	5	7	10.2	2	0	2	2	2	20	16.6	
at Illinois	12/28/16	*	32	7-12	.583	0-0	.000	7-8	.875	6	7	13	10.4	0	3	1	2	0	21	16.9	
NEBRASKA	12/31/16	*	31	9-12	.750	0-0	.000	4-6	.667	5	4	9	10.3	3	0	1	2	2	22	17.3	
at Penn State	01/03/16	*	31	7-12	.583	0-0	.000	7-8	.875	2	2	4	9.9	3	0	1	1	1	21	17.5	
ILLINOIS	1/11/17	*	29	8-13	.615	0-0	.000	4-6	.667	4	11	15	10.2	2	0	0	1	1	20	17.6	
MARYLAND	1/14/17	*	32	7-11	.636	0-0	.000	0-1	.000	3	4	7	10.1	4	1	1	2	0	14	17.4	
at Rutgers	1/17/17	*	32	7-7	1.000	0-0	.000	5-6	.833	0	3	3	9.7	1	2	1	0	0	19	17.5	
MINNESOTA	1/21/17	*	30	8-13	.615	0-0	.000	3-3	1.000	3	9	12	9.8	1	1	1	1	0	19	17.6	
Totals			20	549	147-219	.671	0-0	.000	58-75	.773	66	130	196	9.8	42	15	27	28	10	352	17.6

Games played: 20
 Minutes/game: 27.5
 Points/game: 17.6
 FG Pct: 67.1
 FT Pct: 77.3

Rebounds/game: 9.8
 Assists/game: 0.8
 Turnovers/game: 1.4
 Assist/turnover ratio: 0.6
 Steals/game: 0.5
 Blocks/game: 1.4

North Dakota... was named Big Ten Player of the Week on Nov. 14 following back-to-back double-doubles against Hampton and Oral Roberts... registered her second double-double of the season with 14 points and 11 rebounds in Iowa's win over Hampton... tied career highs in points (25), field goals (10), and free throws made (5), and pulled down 12 boards in Iowa's win over Oral Roberts on Nov. 11.

Personal Bests

Points: 25, 2x, last vs. Oral Roberts (11/11/16)
Rebounds: 19 at Minnesota (2/15/16)
FGM: 11 vs. James Madison (11/25/16)
FGA: 17 vs. Ohio State (2/11/16)
3-pt FGM: ---
3-pt FGA: ---
FTM: 7, 2x, last at Penn State (1/3/17)
FTA: 11 at Northwestern (1/31/16)
Assists: 3, 2x, last at Illinois (2/28/16)
Steals: 2, 2x, last vs. Nebraska (12/31/16)
Blocks: 5 at Virginia (12/2/15)
Minutes: 34 vs. Indiana (2/21/16)

Season	gp-gs	min/avg	Total		3-Point		F-Throws		Rebounds				Scoring							
			fg-fga	pct	fg-fga	pct	ft-fga	pct	off	def	tot	avg	pf	fo	ast	to	blk	stl	pts	avg
2015-16	33-14	743/22.5	144-260	.554	0-0	.000	64-104	.615	85	140	225	6.8	70	2	26	56	58	10	352	10.7
2016-17	20-20	549/27.5	147-219	.671	0-0	.000	58-75	.773	66	130	196	9.8	42	0	15	27	28	10	352	17.6
TOTAL	53-34	1292/24.4	291-479	.608	0-0	.000	122-179	.682	151	270	421	7.9	112	2	41	83	86	20	704	13.3





IOWA BASKETBALL

PLAYER BIOS

24 NCAA Tournaments • 6 Sweet Sixteens • 3 Elite Eights • 1993 NCAA Final Four • 11 Big Ten Titles

Tania Davis



Guard • 5-4 • Sophomore
Grand Blanc, Mich.
Goodrich

2016-17... Has started all 20 contests this season... netted 10 points and dished out a season-high eight assists in Iowa's win over Minnesota on Jan. 21... scored 15 points and led the team with five rebounds in Iowa's win at Rutgers on Jan. 17... registered career highs in points (25) and field goals made against No. 3 Maryland on Jan. 17... scored seven points and dished out four assists in Iowa's win over Illinois on Jan. 11... netted 14 points and dished out seven assists against Penn State on Jan. 3... scored 11 points, dished out a season-high eight assists, and pulled down five rebounds in Iowa's win over Nebraska on Dec. 31... recorded five rebounds and five assists against Illinois on Dec. 28... dished out five assists in Iowa's win over Kent State... netted nine points, pulled down five boards, and dished out three assists against Drake... named College Sports Madness Big Ten Player of the Week on Dec. 12 following her performance against Iowa State and Robert Morris... netted 14 points and was a career-high 7-for-7 from the free throw line in Iowa's win over Robert Morris... set career highs in points (23), field goals made (7), and 3-pointers made (5) in Iowa's win over Iowa State... scored six points and dished out four assists in Iowa's win over UNI... tied her career-high with six rebounds against No. 1 Notre Dame on Nov. 30... was 3-of-5 from three point range against both UCLA and James Madison at the 2016 Cancun Challenge... scored six points and dished out five assists against South Dakota State... netted nine points and registered five rebounds, an assist, and a steal in Iowa's win at North Dakota... scored 15 points and tallied five assists in Iowa's win over Hampton... netted 13 points, pulled down five boards, and dished out four assists against Oral Roberts on Nov. 11.

2016-17 Game-by-Game

Opponent	Date	gs	min	Total		3-Pointers		Free throws		Rebounds				pf	a	t/o	blk	stl	pts	avg	
				fg-fga	pct	3fg-fga	pct	ft-fa	pct	off	def	tot	avg								
ORAL ROBERTS	11/11/16	*	27	6-10	.600	1-4	.250	0-1	.000	0	5	5	5.0	1	4	1	0	0	13	13.0	
HAMPTON	11/13/16	*	24	5-6	.833	1-2	.500	4-4	1.000	0	1	1	3.0	0	5	4	0	1	15	14.0	
at North Dakota	11/16/16	*	28	3-4	.750	1-2	.500	2-3	.667	0	5	5	3.7	0	1	4	0	1	9	12.3	
MASSACHUSETTS	11/19/16	*	19	1-5	.200	1-4	.250	0-0	.000	0	1	1	3.0	0	4	0	0	3	10.0		
SOUTH DAKOTA STATE	11/20/16	*	31	2-11	.182	2-5	.400	0-0	.000	0	1	1	2.6	4	5	1	0	1	6	9.2	
vs UCLA	11/24/16	*	36	3-8	.375	3-5	.600	4-4	1.000	0	5	5	3.0	1	4	3	0	1	13	9.8	
vs James Madison	11/25/16	*	30	3-6	.500	3-6	.500	6-6	1.000	0	2	2	2.9	3	3	4	0	3	15	10.6	
NOTRE DAME	11/30/16	*	35	2-8	.250	0-3	.000	1-2	.500	2	4	6	3.3	0	2	3	0	1	5	9.9	
NORTHERN IOWA	12/4/16	*	22	3-4	.750	0-1	.000	0-0	.000	0	2	2	3.1	0	4	2	0	0	6	9.4	
IOWA STATE	12/7/16	*	30	7-11	.636	5-6	.833	4-4	1.000	1	1	2	3.0	1	3	4	0	0	23	10.8	
ROBERT MORRIS	12/9/16	*	27	3-8	.375	1-4	.250	7-7	1.000	0	5	5	3.2	3	3	1	0	0	14	11.1	
at Drake	12-18-16	*	34	1-9	.111	1-5	.200	6-6	1.000	0	5	5	3.3	1	3	2	0	1	9	10.9	
KENT STATE	12/20/16	*	22	1-3	.333	0-2	.000	0-0	.000	0	3	3	3.3	2	5	1	0	1	2	10.2	
at Illinois	12/28/16	*	35	0-6	.000	0-3	.000	0-0	.000	2	3	5	3.4	4	5	4	0	0	0	9.5	
NEBRASKA	12/31/16	*	37	5-11	.455	1-4	.250	0-2	.000	1	4	5	3.5	0	8	4	0	4	11	9.6	
at Penn State	01/03/16	*	36	4-12	.333	1-6	.167	5-6	.833	1	3	4	3.6	0	7	2	0	0	14	9.9	
ILLINOIS	1/11/17	*	28	2-6	.333	0-4	.000	3-3	1.000	0	2	2	3.5	1	4	3	0	1	7	9.7	
MARYLAND	1/14/17	*	35	7-13	.538	4-8	.500	7-8	.875	1	2	3	3.4	1	2	3	0	0	25	10.6	
at Rutgers	1/17/17	*	29	3-5	.600	0-2	.000	9-11	.818	0	5	5	3.5	2	4	6	0	4	15	10.8	
MINNESOTA	1/21/17	*	32	4-9	.444	1-5	.200	1-1	1.000	0	5	5	3.6	0	8	1	0	2	10	10.8	
Totals			20	597	65-155	.419	26-81	.321	59-68	.868	8	64	72	3.6	24	84	53	0	21	215	10.8

Games played: 20
 Minutes/game: 29.9
 Points/game: 10.8
 FG Pct: 41.9
 3FG Pct: 32.1
 FT Pct: 86.8

Rebounds/game: 3.6
 Assists/game: 4.2
 Turnovers/game: 2.7
 Assist/turnover ratio: 1.6
 Steals/game: 1.1

Personal Bests

Points: 25 vs. Maryland (1/14/16)
Rebounds: 6, 5x, last vs. Notre Dame (11/30/16)
FGM: 7, 2x, last vs. Maryland (1/14/16)
FGA: 13 vs. Maryland (1/14/16)
3-pt FGM: 5 vs. Iowa State (12/4/16)
3-pt FGA: 8, 2x, last vs. Maryland (1/14/16)
FTM: 9 at Rutgers (1/17/17)
FTA: 11 at Rutgers (1/17/17)
Assists: 10 vs. Michigan (3/3/16)
Steals: 4, 6x, last at Rutgers (1/17/17)
Blocks: 1, 3x, last vs. Maryland (3/4/16)
Minutes: 38 vs. Indiana (2/21/16)

Season	gp-gs	min/avg	Total		3-Point		F-Throws		Rebounds				Scoring							
			fg-fga	pct	fg-fga	pct	ft-fa	pct	off	def	tot	avg	pf	fo	ast	to	blk	stl	pts	avg
2015-16	33-16	867/26.3	96-238	.403	21-80	.263	55-71	.775	13	76	89	2.7	37	0	111	72	3	37	268	8.1
2016-17	20-20	597/29.9	65-155	.419	26-81	.321	59-68	.868	8	64	72	3.6	24	0	84	53	0	21	215	10.8
TOTAL	53-36	1464/27.6	161-393	.410	47-161	.292	114-139	.820	21	140	161	3.0	61	0	195	125	3	58	483	9.1





IOWA BASKETBALL

PLAYER BIOS

24 NCAA Tournaments • 6 Sweet Sixteens • 3 Elite Eights • 1993 NCAA Final Four • 11 Big Ten Titles

Hannah Stewart



Forward • 6-2 • Sophomore
Minot, N.D.
Bishop Ryan Catholic

2016-17... Has appeared in all 20 contests this season... netted eight points in Iowa's win at Rutgers on Jan. 17... scored six points in Iowa's win over Kent State... registered seven points and four rebounds against Drake... pulled down a career-high eight boards and netted eight points in Iowa's win over Robert Morris... tied career highs in rebounds (6) and assists (2) in Iowa's win over UNI... scored a career-high 11 points against James Madison on Nov. 25... scored 10 points for the third time this season against UCLA... tied her then-career high with 10 points against UMass... recorded eight points, four rebounds, and two blocks in her home state of North Dakota on Nov. 16... scored a career-high 10 points in Iowa's win over Hampton on Nov. 13.

2016-17 Game-by-Game

Opponent	Date	gs	min	Total		3-Pointers		Free throws		Rebounds										
				fg-fga	pct	3fg-fga	pct	ft-fa	pct	off	def	tot	avg	pf	a	to	blk	stl	pts	avg
ORAL ROBERTS	11/11/16	13	1-6	.167	0-0	.000	1-4	.250	2	1	3	3.0	2	0	0	0	1	3	3.0	
HAMPTON	11/13/16	10	5-6	.833	0-0	.000	0-0	.000	1	1	2	2.5	4	1	2	0	0	10	6.5	
at North Dakota	11/16/16	17	4-8	.500	0-0	.000	0-0	.000	0	4	4	3.0	1	0	2	2	0	8	7.0	
MASSACHUSETTS	11/19/16	15	5-8	.625	0-1	.000	0-0	.000	1	1	2	2.8	3	0	0	0	0	10	7.8	
SOUTH DAKOTA STATE	11/20/16	9	2-6	.333	0-0	.000	0-0	.000	1	2	3	2.8	0	1	0	1	0	4	7.0	
vs UCLA	11/24/16	13	5-7	.714	0-0	.000	0-0	.000	3	3	6	3.3	0	0	0	0	1	10	7.5	
vs James Madison	11/25/16	12	5-9	.556	0-0	.000	1-1	1.000	1	1	2	3.1	0	1	0	1	0	11	8.0	
NOTRE DAME	11/30/16	9	1-1	1.000	0-0	.000	0-0	.000	1	1	2	3.0	0	0	1	0	0	2	7.3	
NORTHERN IOWA	12/4/16	14	3-6	.500	0-0	.000	1-1	1.000	1	5	6	3.3	0	2	3	1	1	7	7.2	
IOWA STATE	12/7/16	7	1-1	1.000	0-0	.000	2-2	1.000	0	0	0	3.0	4	0	1	0	0	4	6.9	
ROBERT MORRIS	12/9/16	13	4-4	1.000	0-0	.000	0-0	.000	3	5	8	3.5	0	1	1	0	1	8	7.0	
at Drake	12-18-16	10	3-5	.600	0-0	.000	1-2	.500	2	2	4	3.5	1	0	1	1	0	7	7.0	
KENT STATE	12/20/16	13	3-5	.600	0-0	.000	0-0	.000	0	2	2	3.4	3	1	1	2	0	6	6.9	
at Illinois	12/28/16	8	0-1	.000	0-0	.000	2-2	1.000	0	0	0	3.1	1	1	1	0	0	2	6.6	
NEBRASKA	12/31/16	9	1-4	.250	0-0	.000	0-0	.000	0	3	3	3.1	1	0	1	0	2	2	6.3	
at Penn State	01/03/16	9	0-1	.000	0-0	.000	0-0	.000	0	1	1	3.0	3	0	1	0	0	0	5.9	
ILLINOIS	1/11/17	6	2-2	1.000	0-0	.000	0-0	.000	1	1	2	2.9	4	0	1	0	0	4	5.8	
MARYLAND	1/14/17	6	0-3	.000	0-0	.000	0-0	.000	1	2	3	2.9	2	2	0	2	0	0	5.4	
at Rutgers	1/17/17	8	4-7	.571	0-0	.000	0-1	.000	1	0	1	2.8	1	0	1	0	0	8	5.6	
MINNESOTA	1/21/17	9	1-1	1.000	0-0	.000	0-0	.000	1	3	4	2.9	0	0	1	1	0	2	5.4	
Totals		0	210	50-91	.549	0-1	.000	8-13	.615	20	38	58	2.9	30	10	18	11	6	108	5.4

Games played: 20
 Minutes/game: 10.5
 Points/game: 5.4
 FG Pct: 54.9
 3FG Pct: 0.0
 FT Pct: 61.5

Rebounds/game: 2.9
 Assists/game: 0.5
 Turnovers/game: 0.9
 Assist/turnover ratio: 0.6
 Steals/game: 0.3
 Blocks/game: 0.6

Personal Bests

Points: 11 vs. James Madison (11/25/16)
Rebounds: 8 vs. Robert Morris (12/9/16)
FGM: 5, 4x last vs. James Madison (11/25/16)
FGA: 9 vs. James Madison (11/25/16)
3-pt FGM: ---
3-pt FGA: 1 vs. Massachusetts (11/19/16)
FTM: 5 vs. Hampton (11/13/16)
FTA: 6, 2x, last vs. Hampton (11/13/16)
Assists: 2, 2x, last vs. Maryland (1/14/16)
Steals: 2 vs. Nebraska (12/31/16)
Blocks: 2, 3x, last vs. Maryland (1/14/16)
Minutes: 17 vs. North Dakota (11/16/16)

Season	gp-gs	min/avg	Total		3-Point		F-Throws		Rebounds				Scoring							
			fg-fga	pct	fg-fga	pct	ft-fa	pct	off	def	tot	avg	pf	fo	ast	to	blk	stl	pts	avg
2015-16	12-0	27/2.3	2-6	.333	0-0	.000	1-4	.250	3	5	8	0.7	2	0	3	4	2	2	5	0.4
2016-17	20-0	210/10.5	50-91	.549	0-1	.000	8-13	.615	20	38	58	2.9	30	0	10	18	11	6	108	5.4
TOTAL	32-0	237/7.4	52-97	.536	0-1	.000	9-17	.529	23	43	66	2.1	32	0	13	22	13	8	113	3.5





IOWA BASKETBALL

PLAYER BIOS

24 NCAA Tournaments • 6 Sweet Sixteens • 3 Elite Eights • 1993 NCAA Final Four • 11 Big Ten Titles

Kathleen Doyle



Guard • 5-9 • Freshman
LaGrange Park, Ill.
Benet Academy

2016-17... Has appeared in all 20 contests this season with 15 starts... registered 11 points, five assists, and three rebounds in Iowa's win over Minnesota on Jan. 21... dished out a team-high five assists in Iowa's win at Rutgers on Jan. 17... netted a career-high 18 points in Iowa's win over Illinois on Jan. 11... scored 11 points, pulled down five rebounds, and registered four steals against Penn State on Jan. 3... netted 10 points, tied her career-high with six assists, and recorded three steals in Iowa's win over Nebraska on Dec. 31... scored 12 points and tied her career high with six assists against Illinois on Dec. 28... registered a career-high six assists, pulled down career-high five boards and scored five points in Iowa's win over Kent State... recorded 11 points, three steals, three rebounds, and two assists in Iowa's win over Robert Morris... set career highs in points (17), field goals made (6), field goals attempted (11), 3-point field goals made (2), 3-point field goals attempted (5), and assists (5) in Iowa's win over Iowa State... netted seven points and recorded three assists, a steal and a block in Iowa's win over UNI... scored six points, dished out three assists, and tallied two boards against No. 1 Notre Dame on Nov. 30... tied her career high with 11 points against James Madison on Nov. 25... scored six points and registered a career-high four steals against UMass... netted a career-high 11 points, and recorded two assists and three steals in Iowa's win at North Dakota... scored five points and registered five assists in Iowa's win over Hampton on Nov. 13... registered five points and four assists in her Hawkeye debut against Oral Roberts on Nov. 11.

2016-17 Game-by-Game

Opponent	Date	gs	min	Total		3-Pointers		Free throws		Rebounds				pf	a	t/o	blk	stl	pts	avg	
				fg-fga	pct	3fg-fga	pct	ft-fa	pct	off	def	tot	avg								
ORAL ROBERTS	11/11/16		19	2-7	.286	0-0	.000	1-4	.250	0	1	1	1.0	3	4	3	0	0	5	5.0	
HAMPTON	11/13/16		18	2-2	1.000	1-1	1.000	0-0	.000	0	4	4	2.5	1	5	2	2	1	5	5.0	
at North Dakota	11/16/16		24	3-7	.429	0-0	.000	5-6	.833	1	1	2	2.3	2	2	2	0	3	11	7.0	
MASSACHUSETTS	11/19/16		17	2-4	.500	0-0	.000	2-2	1.000	0	0	0	1.8	1	4	2	0	4	6	6.8	
SOUTH DAKOTA STATE	11/20/16		24	2-6	.333	0-2	.000	0-0	.000	0	3	3	2.0	3	3	1	0	2	4	6.2	
vs UCLA	11/24/16	*	28	1-6	.167	0-3	.000	2-4	.500	0	1	1	1.8	3	4	1	0	3	4	5.8	
vs James Madison	11/25/16	*	30	4-7	.571	1-4	.250	2-3	.667	0	1	1	1.7	2	2	2	1	3	11	6.6	
NOTRE DAME	11/30/16	*	26	3-7	.429	0-3	.000	0-2	.000	0	2	2	1.8	2	3	4	0	1	6	6.5	
NORTHERN IOWA	12/4/16	*	20	2-5	.400	1-1	1.000	2-2	1.000	0	0	0	1.6	4	3	1	1	1	7	6.6	
IOWA STATE	12/7/16	*	30	6-11	.545	2-5	.400	3-4	.750	0	4	4	1.8	3	5	1	0	3	17	7.6	
ROBERT MORRIS	12/9/16	*	28	5-10	.500	0-4	.000	1-2	.500	0	3	3	1.9	1	2	2	0	3	11	7.9	
at Drake	12-18-16	*	17	1-5	.200	1-3	.333	2-2	1.000	0	0	0	1.8	3	2	2	1	0	5	7.7	
KENT STATE	12/20/16	*	20	2-8	.250	0-2	.000	1-2	.500	0	5	5	2.0	2	6	0	0	1	5	7.5	
at Illinois	12/28/16	*	25	5-12	.417	2-4	.500	0-0	.000	1	1	2	2.0	4	6	4	0	2	12	7.8	
NEBRASKA	12/31/16	*	30	3-10	.300	0-4	.000	4-7	.571	0	3	3	2.1	3	6	4	0	3	10	7.9	
at Penn State	01/03/16	*	33	5-9	.556	1-2	.500	0-0	.000	0	5	5	2.3	2	1	4	1	4	11	8.1	
ILLINOIS	1/11/17	*	30	6-15	.400	2-4	.500	4-7	.571	0	2	2	2.2	2	4	5	1	2	18	8.7	
MARYLAND	1/14/17	*	31	2-7	.286	0-1	.000	1-1	1.000	1	2	3	2.3	3	7	2	0	0	5	8.5	
at Rutgers	1/17/17	*	34	0-3	.000	0-2	.000	3-4	.750	0	2	2	2.3	2	5	1	2	2	3	8.2	
MINNESOTA	1/21/17	*	30	4-7	.571	1-2	.500	2-4	.500	0	3	3	2.3	3	5	2	0	2	11	8.4	
Totals			15	514	60-148	.405	12-47	.255	35-56	.625	3	43	46	2.3	49	79	45	9	40	167	8.4

Games played: 20
 Minutes/game: 25.7
 Points/game: 8.4
 FG Pct: 40.5
 3FG Pct: 25.5
 FT Pct: 62.5

Rebounds/game: 2.3
 Assists/game: 4.0
 Turnovers/game: 2.3
 Assist/turnover ratio: 1.8
 Steals/game: 2.0
 Blocks/game: 0.5

Personal Bests

Points: 18 vs. Illinois (1/11/17)
Rebounds: 5, 2x, last at Penn State (1/3/17)
FGM: 6, 2x, last vs. Illinois (1/11/17)
FGA: 15 vs. Illinois (1/11/17)
3-pt FGM: 2, 3x, last vs. Illinois (1/11/17)
3-pt FGA: 5 vs. Iowa State (12/7/16)
FTM: 5 vs. North Dakota (11/16/16)
FTA: 7, 2x, last vs. Illinois (1/11/17)
Assists: 7 vs. Maryland (1/14/16)
Steals: 4, 2x, last at Penn State (1/3/17)
Blocks: 2, 3x, last at Rutgers (1/17/17)
Minutes: 34 at Rutgers (1/17/17)

Season	gp-gs	min/avg	Total		3-Point		F-Throws		Rebounds				pf	fo	ast	to	blk	stl	Scoring	
			fg-fga	pct	fg-fga	pct	ft-fa	pct	off	def	tot	avg							pts	avg
2016-17	20-15	514/25.7	60-148	.405	12-47	.255	35-56	.625	3	43	46	2.3	49	0	79	45	9	40	167	8.4
TOTAL	20-15	514/25.7	60-148	.405	12-47	.255	35-56	.625	3	43	46	2.3	49	0	79	45	9	40	167	8.4





IOWA BASKETBALL

PLAYER BIOS

24 NCAA Tournaments • 6 Sweet Sixteens • 3 Elite Eights • 1993 NCAA Final Four • 11 Big Ten Titles

Christina Buttenham



Forward • 6-0 • Junior
Hamilton, Ontario, Canada
St. Mary Catholic Secondary

2016-17... Has appeared in all 20 contests this season with four starts... scored 10 points against No. 3 Maryland on Jan. 14... tied her career high with six rebounds in Iowa's win over Nebraska on Dec. 31... scored 12 points on 4-of-5 shooting from 3-point range against Illinois on Dec. 28... the four 3-pointers made marked a new career high... made her first career start against Kent State, scoring five points and pulling down six boards in 18 minutes of game action... scored 10 points in 17 minutes off the bench in Iowa's win over Iowa State... netted seven points, including a 4-for-4 effort from the free throw line to help the Hawkeyes past James Madison... recorded six points, five boards, an assist and a steal in Iowa's win over North Dakota... netted four points and pulled down four boards in Iowa's win over Oral Roberts on Nov. 11.

2016-17 Game-by-Game

Opponent	Date	gs	min	Total		3-Pointers		Free throws		Rebounds				pf	a	t/o	blk	stl	pts	avg
				fg-fga	pct	3fg-fga	pct	ft-fa	pct	off	def	tot	avg							
ORAL ROBERTS	11/11/16	13	1-3	.333	0-0	.000	2-2	1.000	3	1	4	4.0	0	0	1	0	0	4	4.0	
HAMPTON	11/13/16	16	1-5	.200	0-1	.000	0-0	.000	2	1	3	3.5	1	1	1	1	1	2	3.0	
at North Dakota	11/16/16	16	3-7	.429	0-1	.000	0-0	.000	1	4	5	4.0	1	1	2	0	1	6	4.0	
MASSACHUSETTS	11/19/16	15	0-4	.000	0-1	.000	0-0	.000	0	4	4	4.0	2	2	2	0	3	0	3.0	
SOUTH DAKOTA STATE	11/20/16	12	2-3	.667	1-1	1.000	0-0	.000	0	2	2	3.6	0	1	1	0	0	5	3.4	
vs UCLA	11/24/16	9	1-2	.500	1-2	.500	0-0	.000	0	0	0	3.0	3	0	1	0	0	3	3.3	
vs James Madison	11/25/16	12	1-2	.500	1-2	.500	4-4	1.000	1	1	2	2.9	0	0	3	0	0	7	3.9	
NOTRE DAME	11/30/16	17	1-4	.250	1-3	.333	0-0	.000	2	2	4	3.0	3	1	1	0	0	3	3.8	
NORTHERN IOWA	12/4/16	14	2-3	.667	1-2	.500	0-0	.000	0	1	1	2.8	1	3	2	0	2	5	3.9	
IOWA STATE	12/7/16	17	3-3	1.000	1-1	1.000	3-4	.750	1	2	3	2.8	1	0	1	0	1	10	4.5	
ROBERT MORRIS	12/9/16	17	0-4	.000	0-1	.000	0-0	.000	1	0	1	2.6	1	1	1	0	1	0	4.1	
at Drake	12-18-16	23	1-3	.333	0-2	.000	0-0	.000	1	3	4	2.8	2	1	0	0	1	2	3.9	
KENT STATE	12/20/16 *	18	2-4	.500	0-2	.000	1-2	.500	2	4	6	3.0	3	0	3	0	1	5	4.0	
at Illinois	12/28/16 *	25	4-6	.667	4-5	.800	0-0	.000	2	3	5	3.1	5	2	5	0	0	12	4.6	
NEBRASKA	12/31/16 *	20	1-3	.333	0-1	.000	0-0	.000	1	5	6	3.3	0	1	1	0	0	2	4.4	
at Penn State	01/03/16 *	22	0-5	.000	0-5	.000	2-2	1.000	1	5	6	3.5	1	1	3	0	1	2	4.3	
ILLINOIS	1/11/17	12	0-4	.000	0-2	.000	0-0	.000	2	1	3	3.5	0	0	2	0	0	0	4.0	
MARYLAND	1/14/17	16	4-5	.800	2-3	.667	0-0	.000	0	2	2	3.4	2	0	3	0	0	10	4.3	
at Rutgers	1/17/17	5	0-0	.000	0-0	.000	0-0	.000	1	1	2	3.3	1	0	1	0	0	0	4.1	
MINNESOTA	1/21/17	11	0-1	.000	0-1	.000	2-2	1.000	1	0	1	3.2	1	1	2	0	0	2	4.0	
Totals		4	310	27-71	.380	12-36	.333	14-16	.875	22	42	64	3.2	28	16	36	1	12	80	4.0

Games played: 20
 Minutes/game: 15.5
 Points/game: 4.0
 FG Pct: 38.0
 3FG Pct: 33.3
 FT Pct: 87.5

Rebounds/game: 3.2
 Assists/game: 0.8
 Turnovers/game: 1.8
 Assist/turnover ratio: 0.4
 Steals/game: 0.6
 Blocks/game: 0.1

Personal Bests

Points: 14 at Purdue (1/24/16)
Rebounds: 6, 6x, last at Penn State (1/3/17)
FGM: 5, 2x, last at Purdue (1/24/16)
FGA: 8, 2x, last vs. Bradley (12/19/15)
3-pt FGM: 4 vs. Illinois (12/28/16)
3-pt FGA: 6 vs. Bradley (12/19/15)
FTM: 4 vs. James Madison (11/25/16)
FTA: 4, 3x last vs. Iowa State (12/7/16)
Assists: 4 vs. Bradley (12/19/15)
Steals: 3 vs. Massachusetts (11/19/16)
Blocks: 1, 4x, last vs. Hampton (11/13/16)
Minutes: 27 at Purdue (1/24/16)

Season	gp-gs	min/avg	Total		3-Point		F-Throws		Rebounds				Scoring							
			fg-fga	pct	fg-fga	pct	ft-fa	pct	off	def	tot	avg	pf	fo	ast	to	blk	stl	pts	avg
2014-15	27-0	161/6.0	27-59	.458	8-23	.348	4-10	.400	4	18	22	0.8	12	0	9	14	0	6	66	2.4
2015-16	31-0	479/15.5	35-93	.376	18-57	.316	6-10	.600	38	47	85	2.7	39	0	30	37	2	13	94	3.0
2016-17	20-4	310/15.5	27-71	.380	12-36	.333	14-16	.875	22	42	64	3.2	28	1	16	36	1	12	80	4.0
TOTAL	78-4	950/12.2	89-223	.399	38-116	.328	24-36	.667	64	107	171	2.2	79	1	55	87	3	31	240	3.1





IOWA BASKETBALL

PLAYER BIOS

24 NCAA Tournaments • 6 Sweet Sixteens • 3 Elite Eights • 1993 NCAA Final Four • 11 Big Ten Titles

Carly Mohns



**Forward • 6-1 • RS Sophomore
Brodhead, Wis.
Brodhead**

2016-17... Has appeared in three games this season... recorded a rebound and an assist in Iowa's win over Illinois on Jan. 11... Made her first appearance of the season after battling back from injury in Iowa's win over Kent State.

2016-17 Game-by-Game

Opponent	Date	gs	min	Total		3-Pointers		Free throws		Rebounds				pf	a	t/o	blk	stl	pts	avg
				fg-fga	pct	3fg-fga	pct	ft-fa	pct	off	def	tot	avg							
KENT STATE	12/20/16	3	0-1	.000	0-0	.000	1-2	.500	1	0	1	1.0	0	0	0	0	0	0	1	1.0
ILLINOIS	1/11/17	3	0-0	.000	0-0	.000	0-0	.000	0	1	1	1.0	0	1	0	0	0	0	0	0.5
MINNESOTA	1/21/17	1	0-1	.000	0-0	.000	0-0	.000	0	0	0	0.7	0	0	0	0	0	0	0	0.3
Totals		0	7	0-2	.000	0-0	.000	1-2	.500	1	1	2	0.7	0	1	0	0	0	1	0.3

Games played: 3
Minutes/game: 2.3
Points/game: 0.3
FG Pct: 0.0
FT Pct: 50.0

Rebounds/game: 0.7
Assists/game: 0.3
Assist/turnover ratio: 99.9

Personal Bests

- Points:** 11 vs. Houston (11/28/15)
- Rebounds:** 7 vs. USC Upstate (11/14/14)
- FGM:** 5 vs. Houston (11/28/15)
- FGA:** 7 vs. Houston (11/28/15)
- 3-pt FGM:** 1, 2x, last vs. Houston (11/28/15)
- 3-pt FGA:** 3 vs. Houston (11/28/15)
- FTM:** 1, 4x, last vs. Kent State (12/20/16)
- FTA:** 6 vs. USC Upstate (11/14/14)
- Assists:** 3 vs. Robert Morris (12/6/15)
- Steals:** 1, 4x, last at UNI (11/22/15)
- Blocks:** 1, 2x, last vs. Houston (11/28/15)
- Minutes:** 19 vs. Houston (11/28/15)

Season	gp-gs	min/avg	Total		3-Point		F-Throws			Rebounds				Scoring						
			fg-fga	pct	fg-fga	pct	ft-fa	pct	off	def	tot	avg	pf	fo	ast	to	blk	stl	pts	avg
2014-15	14-0	64/4.6	5-10	.500	0-1	.000	1-8	.125	6	13	19	1.4	11	0	3	5	1	3	11	0.8
2015-16	9-0	124/13.8	13-25	.520	2-9	.222	2-5	.400	10	19	29	3.2	10	0	10	7	2	1	30	3.3
2016-17	3-0	7/2.3	0-2	.000	0-0	.000	1-2	.500	1	1	2	0.7	0	0	1	0	0	0	1	0.3
TOTAL	26-0	195/7.5	18-37	.486	2-10	.200	4-15	.267	17	33	50	1.9	21	0	14	12	3	4	42	1.6





IOWA BASKETBALL

PLAYER BIOS

24 NCAA Tournaments • 6 Sweet Sixteens • 3 Elite Eights • 1993 NCAA Final Four • 11 Big Ten Titles

Bre Cera



Guard • 5-10 • Freshman
Mukwonago, Wis.
Mukwonago

2016-17... Has played in 19 contests this season with 12 starts... registered four points, five rebounds, and three assists in Iowa's win over Kent State... netted the first four points of her career in Iowa's win at North Dakota... dished out four assists in Iowa's win over Hampton on Nov. 13... pulled down five boards in Her Hawkeye debut against Oral Roberts on Nov. 11.

2016-17 Game-by-Game

Opponent	Date	gs	min	Total		3-Pointers		Free throws		Rebounds				pf	a	t/o	blk	stl	pts	avg	
				fg-fga	pct	3fg-fga	pct	ft-fa	pct	off	def	tot	avg								
ORAL ROBERTS	11/11/16	*	27	0-4	.000	0-0	.000	0-0	.000	2	3	5	5.0	2	0	0	0	0	0	0.0	
HAMPTON	11/13/16	*	22	0-1	.000	0-0	.000	0-0	.000	0	2	2	3.5	3	4	2	0	1	0	0.0	
at North Dakota	11/16/16	*	23	2-4	.500	0-0	.000	0-0	.000	0	2	2	3.0	3	2	0	0	1	4	1.3	
MASSACHUSETTS	11/19/16	*	24	1-4	.250	0-1	.000	0-0	.000	3	2	5	3.5	2	0	2	0	0	2	1.5	
SOUTH DAKOTA STATE	11/20/16	*	14	0-2	.000	0-1	.000	0-0	.000	2	1	3	3.4	0	0	2	0	0	0	1.2	
vs UCLA	11/24/16	*	18	0-2	.000	0-0	.000	1-2	.500	1	1	2	3.2	1	1	1	0	0	1	1.2	
vs James Madison	11/25/16	*	18	0-3	.000	0-0	.000	1-2	.500	2	2	4	3.3	4	2	3	0	1	1	1.1	
NOTRE DAME	11/30/16	*	16	0-2	.000	0-1	.000	1-2	.500	0	3	3	3.3	3	2	1	0	1	1	1.1	
NORTHERN IOWA	12/4/16	*	24	3-4	.750	1-1	1.000	0-0	.000	1	1	2	3.1	2	3	1	0	1	7	1.8	
IOWA STATE	12/7/16	*	23	1-2	.500	0-1	.000	0-0	.000	0	0	0	2.8	3	1	1	0	1	2	1.8	
ROBERT MORRIS	12/9/16	*	16	0-2	.000	0-0	.000	0-0	.000	1	1	2	2.7	3	0	0	0	0	0	1.6	
at Drake	12-18-16	*	18	1-3	.333	0-0	.000	0-0	.000	0	3	3	2.8	1	3	3	1	2	2	1.7	
KENT STATE	12/20/16		13	1-2	.500	1-1	1.000	1-2	.500	2	3	5	2.9	2	3	2	0	1	4	1.8	
at Illinois	12/28/16		4	0-0	.000	0-0	.000	0-0	.000	0	0	0	2.7	1	0	1	0	0	0	1.7	
at Penn State	01/03/16		2	0-0	.000	0-0	.000	0-0	.000	0	0	0	2.5	0	1	0	0	0	0	1.6	
ILLINOIS	1/11/17		9	0-1	.000	0-1	.000	0-0	.000	1	0	1	2.4	0	0	0	0	0	0	1.5	
MARYLAND	1/14/17		5	0-1	.000	0-0	.000	0-0	.000	0	0	0	2.3	1	0	2	0	0	0	1.4	
at Rutgers	1/17/17		11	1-2	.500	0-0	.000	0-0	.000	0	1	1	2.2	1	3	0	0	1	2	1.4	
MINNESOTA	1/21/17		12	2-3	.667	1-1	1.000	0-0	.000	1	0	1	2.2	2	0	2	0	0	5	1.6	
Totals			12	299	12-42	.286	3-8	.375	4-8	.500	16	25	41	2.2	34	25	23	1	10	31	1.6

Personal Bests

- Points:** 7 vs. UNI (12/4/16)
- Rebounds:** 5, 3x, last vs. Kent State (12/20/16)
- FGM:** 3 vs. UNI (12/4/16)
- FGA:** 4, 4x, last vs. UNI (12/4/16)
- 3-pt FGM:** 1, 2x, last vs. Kent State (12/20/16)
- 3-pt FGA:** 1, 6x, last vs. Illinois (1/11/17)
- FTM:** 1, 5x, last vs. Minnesota (1/21/17)
- FTA:** 2, 5x, last vs. Minnesota (1/21/17)
- Assists:** 4 vs. Hampton (11/13/16)
- Steals:** 2 vs. Drake (12/18/16)
- Blocks:** 1 vs. Drake (12/18/16)
- Minutes:** 27 vs. Oral Roberts (11/11/16)

Season	gp-gs	min/avg	Total		3-Point		F-Throws		Rebounds				Scoring							
			fg-fga	pct	fg-fga	pct	ft-fa	pct	off	def	tot	avg	pf	fo	ast	to	blk	stl	pts	avg
2016-17	19-12	299/15.7	12-42	.286	3-8	.375	4-8	.500	16	25	41	2.2	34	0	25	23	1	10	31	1.6
TOTAL	19-12	299/15.7	12-42	.286	3-8	.375	4-8	.500	16	25	41	2.2	34	0	25	23	1	10	31	1.6





IOWA BASKETBALL

PLAYER BIOS

24 NCAA Tournaments • 6 Sweet Sixteens • 3 Elite Eights • 1993 NCAA Final Four • 11 Big Ten Titles

Hailey Schneden



Forward • 6-2 • Senior
Davenport, Iowa
Assumption

2016-17... Has appeared in eight contests this season... pulled down two rebounds in Iowa's win over Kent State... scored four points and recorded a steal in Iowa's win over UNI.

2016-17 Game-by-Game

Opponent	Date	gs	min	Total		3-Pointers		Free throws		Rebounds				pf	a	t/o	blk	stl	pts	avg	
				fg-fga	pct	3fg-fga	pct	ft-fa	pct	off	def	tot	avg								
ORAL ROBERTS	11/11/16	1	0-0	.000	0-0	.000	0-0	.000	0-0	.000	0	0	0	0	0	0	0	0	0	0.0	
HAMPTON	11/13/16	3	0-0	.000	0-0	.000	0-0	.000	0-0	.000	0	0	0	0	0	0	0	0	0	0.0	
MASSACHUSETTS	11/19/16	3	0-0	.000	0-0	.000	0-0	.000	0-0	.000	0	0	0	0	0	0	0	0	0	0.0	
NORTHERN IOWA	12/4/16	4	2-3	.667	0-0	.000	0-0	.000	0-0	.000	0	0	0	0	0	0	0	1	4	1.0	
ROBERT MORRIS	12/9/16	1	0-0	.000	0-0	.000	0-0	.000	0-0	.000	0	0	0	0	0	0	0	0	0	0.8	
KENT STATE	12/20/16	2	0-0	.000	0-0	.000	0-0	.000	1-1	1.000	1	1	2	0.3	1	0	0	0	0	0.7	
ILLINOIS	1/11/17	1	0-0	.000	0-0	.000	0-0	.000	0-0	.000	0	0	0	0.3	0	0	0	0	0	0.6	
MINNESOTA	1/21/17	1	0-1	.000	0-0	.000	0-0	.000	0-0	.000	0	0	0	0.3	1	0	0	0	0	0.5	
Totals		0	16	2-4	.500	0-0	.000	0-0	.000	1-1	1	1	2	0.3	3	0	0	0	1	4	0.5

Games played: 8
 Minutes/game: 2.0
 Points/game: 0.5
 FG Pct: 50.0

Rebounds/game: 0.3
 Steals/game: 0.1

Personal Bests

- Points:** 4 vs. UNI (12/4/16)
- Rebounds:** 2, 2x, last vs. Kent State (12/20/16)
- FGM:** 2 vs. UNI (12/4/16)
- FGA:** 3 vs. UNI (12/4/16)
- 3-pt FGM:** ---
- 3-pt FGA:** ---
- FTM:** 2 vs. Ark-Pine Bluff (11/13/13)
- FTA:** 2, 2x, last vs. UNC-Wilmington (11/30/13)
- Assists:** 2 vs. Pepperdine (11/21/1)
- Steals:** 1, 3x, last vs. UNI (12/4/16)
- Blocks:** 1, 2x, last vs. Stony Brook (11/17/13)
- Minutes:** 10 vs. UNC-Wilmington (11/30/13)

Season	gp-gs	min/avg	Total		3-Point		F-Throws		Rebounds				Scoring							
			fg-fga	pct	fg-fga	pct	ft-fa	pct	off	def	tot	avg	pf	fo	ast	to	blk	stl	pts	avg
2013-14	11-0	35/3.2	3-5	.600	0-0	.000	2-4	.500	1	4	5	0.5	5	0	3	1	2	2	8	0.7
2014-15	3-0	5/1.7	0-0	.000	0-0	.000	0-0	.000	1	1	2	0.7	0	0	2	0	0	0	0	0.0
2015-16	2-0	1/0.5	0-0	.000	0-0	.000	0-0	.000	0	0	0	0.0	0	0	0	0	0	0	0	0.0
2016-17	8-0	16/2.0	2-4	.500	0-0	.000	0-0	.000	1	1	2	0.3	3	0	0	0	0	1	4	0.5
TOTAL	24-0	57/2.4	5-9	.556	0-0	.000	2-4	.500	3	6	9	0.4	8	0	5	1	2	3	12	0.5





IOWA BASKETBALL

PLAYER BIOS

24 NCAA Tournaments • 6 Sweet Sixteens • 3 Elite Eights • 1993 NCAA Final Four • 11 Big Ten Titles

Amanda Ollinger



Forward • 6-1 • Freshman
Cedar Rapids, Iowa
Linn-Mar

2016-17... Has appeared in 15 contests this season... scored her first career three pointer and recorded a career-high two assists in Iowa's win over Robert Morris... registered an assist, block and a steal in Iowa's win over Iowa State... pulled down a career-high five rebounds in Iowa's win over UMass... scored two points and registered four rebounds in Iowa's win over Hampton on Nov. 13... pulled down three boards in her Hawkeye debut against Oral Roberts on Nov. 11.

2016-17 Game-by-Game

Opponent	Date	gs	min	Total		3-Pointers		Free throws		Rebounds				pf	a	t/o	blk	stl	pts	avg
				fg-fga	pct	3fg-fga	pct	ft-fga	pct	off	def	tot	avg							
ORAL ROBERTS	11/11/16	7	0-1	.000	0-0	.000	0-0	.000	1	2	3	3.0	1	0	1	0	0	0	0	0.0
HAMPTON	11/13/16	9	1-3	.333	0-1	.000	0-0	.000	1	3	4	3.5	0	1	1	0	0	2	1.0	
at North Dakota	11/16/16	4	0-0	.000	0-0	.000	0-0	.000	0	2	2	3.0	1	0	2	1	0	0	0.7	
MASSACHUSETTS	11/19/16	11	0-3	.000	0-3	.000	0-0	.000	2	3	5	3.5	2	1	1	0	1	0	0.5	
SOUTH DAKOTA STATE	11/20/16	1	0-0	.000	0-0	.000	0-0	.000	0	0	0	2.8	0	1	0	0	0	0	0.4	
vs UCLA	11/24/16	2	0-0	.000	0-0	.000	0-0	.000	0	0	0	2.3	0	0	0	0	0	0	0.3	
NOTRE DAME	11/30/16	2	0-1	.000	0-1	.000	1-2	.500	0	0	0	2.0	0	0	1	0	0	1	0.4	
NORTHERN IOWA	12/4/16	13	1-1	1.000	0-0	.000	0-0	.000	0	2	2	2.0	1	0	2	1	0	2	0.6	
IOWA STATE	12/7/16	5	0-0	.000	0-0	.000	0-0	.000	0	0	0	1.8	1	1	0	1	1	0	0.6	
ROBERT MORRIS	12/9/16	6	1-1	1.000	1-1	1.000	0-0	.000	0	1	1	1.7	0	2	0	0	0	3	0.8	
at Drake	12-18-16	1	0-0	.000	0-0	.000	0-0	.000	1	0	1	1.6	0	0	0	0	0	0	0.7	
KENT STATE	12/20/16	12	2-3	.667	0-1	.000	0-0	.000	1	1	2	1.7	0	0	0	0	0	4	1.0	
at Illinois	12/28/16	1	0-0	.000	0-0	.000	0-0	.000	0	0	0	1.5	0	0	0	0	0	0	0.9	
ILLINOIS	1/11/17	3	1-1	1.000	1-1	1.000	0-0	.000	0	1	1	1.5	1	0	0	0	0	3	1.1	
MINNESOTA	1/21/17	1	0-0	.000	0-0	.000	0-0	.000	0	1	1	1.5	0	0	0	0	0	0	1.0	
Totals		0	78	6-14	.429	2-8	.250	1-2	.500	6	16	22	1.5	7	6	8	3	2	15	1.0

Games played: 15
 Minutes/game: 5.2
 Points/game: 1.0
 FG Pct: 42.9
 3FG Pct: 25.0
 FT Pct: 50.0

Rebounds/game: 1.5
 Assists/game: 0.4
 Turnovers/game: 0.5
 Assist/turnover ratio: 0.8
 Steals/game: 0.1
 Blocks/game: 0.2

Personal Bests

Points: 4 vs. Kent State (12/20/16)
Rebounds: 5 vs. Massachusetts (11/19/16)
FGM: 2 vs. Kent State (12/20/16)
FGA: 3, 3x, last vs. Kent State (12/20/16)
3-pt FGM: 1, 2x, last vs. Illinois (1/11/17)
3-pt FGA: 3 vs. Massachusetts (11/19/16)
FTM: 1 vs. Notre Dame (11/30/16)
FTA: 2 vs. Notre Dame (11/30/16)
Assists: 2 vs. Robert Morris (12/9/16)
Steals: 1, 2x, last vs. Iowa State (12/7/16)
Blocks: 1, 2x, last vs. Iowa State (12/7/16)
Minutes: 13 vs. UNI (12/4/16)

Season	gp-gs	min/avg	Total		3-Point		F-Throws		Rebounds				Scoring							
			fg-fga	pct	fg-fga	pct	ft-fga	pct	off	def	tot	avg	pf	fo	ast	to	blk	stl	pts	avg
2016-17	15-0	78/5.2	6-14	.429	2-8	.250	1-2	.500	6	16	22	1.5	7	0	6	8	3	2	15	1.0
TOTAL	15-0	78/5.2	6-14	.429	2-8	.250	1-2	.500	6	16	22	1.5	7	0	6	8	3	2	15	1.0

