



IOWA FOOTBALL

IOWA HAWKEYES

6-2, 3-2

8/31	Miami, Ohio	W, 38-14
9/7	Rutgers*	W, 30-0
9/14	at Iowa State	W, 18-17
9/28	Middle Tennessee	W, 48-3
10/5	at #19 Michigan*	L, 3-10
10/12	#10/8 Penn State*	L, 12-17
10/19	Purdue*	W, 26-20
10/26	at Northwestern*	W, 20-0
11/9	at #16 Wisconsin*	3:05 p.m./FOX
11/16	Minnesota*	TBD
11/23	Illinois*	TBD
11/29	at Nebraska*	1:30 p.m./BTN

* -- Big Ten Conference Game

WISCONSIN BADGERS

6-2, 3-2

8/30	South Florida	W, 49-0
9/7	Central Michigan	W, 61-0
9/21	#11 Michigan*	W, 35-14
9/28	Northwestern*	W, 24-15
10/5	Kent State	W, 48-0
10/12	Michigan State*	W, 38-0
10/19	at Illinois*	L, 23-24
10/26	at #3 Ohio State*	L, 7-38
11/9	#18 Iowa*	3:05 p.m./FOX
11/16	at Nebraska*	TBD
11/23	Purdue*	TBD
11/30	at Minnesota*	TBD

* -- Big Ten Conference Game

IOWA COACHES GAME DAY LOCATIONS

OFFENSE

Brian Ferentz (field)	Off. Coord./TE's
Ken O'Keefe (field)	Quarterbacks
Derrick Foster (field)	Running Backs
Kelton Copeland (booth)	Wide Receivers
Tim Polasek (field)	Offensive Line
Dylan Chmura (booth)	Grad. Assistant
Keeston Terry (field)	Grad. Assistant

DEFENSE

Phil Parker (field)	Def. Coord./DBs
Kelvin Bell (field)	Defensive Line
Jay Niemann (booth)	Asst. Defensive Line
Seth Wallace (field)	Asst. Def. Coord./LBs
Miles Taylor (field)	Grad. Asst.
Shane Viilo (booth)	Grad. Asst.

SPECIAL TEAMS

LeVar Woods (field)	ST Coordinator
---------------------	----------------

#18 IOWA vs. #16 WISCONSIN



IOWA HAWKEYES

Record: 6-2, 3-2
 AP Ranking: 18
 Coaches Ranking: 18
 Head Coach: Kirk Ferentz
 Alma Mater: Connecticut
 Overall Record: 170-124 (24 yrs)
 Record at Iowa: 158-103 (21 yrs)



WISCONSIN BADGERS

Record: 6-2, 3-2
 AP Ranking: 16
 Coaches Ranking: 16
 Head Coach: Paul Chryst
 Alma Mater: Wisconsin
 Overall Record: 67-33 (8 yrs)
 Record at School: 48-17 (5 yrs)

THE SETTING

Date: Saturday, Nov. 9
 Location: Madison, Wisconsin
 Stadium: Camp Randall Stadium (80,321)
 Surface: Field Turf
 Kickoff: 3:05 p.m. (CT)
 Series: Wisconsin leads, 47-43-2
 TV: FOX (Fox Sports app)
Tim Brando, play-by-play
Spencer Tillman, analyst
Coley Harvey, sideline
 Radio: Hawkeye Radio Network & KRUI Radio
Gary Dolphin, play-by-play
Ed Podolak, color analyst
Rob Brooks, sideline reporter
 National Radio: Westwood One
 Live Audio: hawkeyesports.com (Hawkeye All-Access)
 Live Stats: hawkeyesports.com
 Twitter: @TheIowaHawkeyes / @IowaFBLive
 Satellite Radio: Sirius Channel 111; XM Channel 202



1 DE A.J. Epenesa leads a defense that ranks third in the country in scoring defense (10.1 ppg), sixth in total defense (265.9 ypg), and eighth in rushing defense (87.8 ypg). (page 6)

2 Iowa is allowing 10.1 points per game, the lowest total of the Ferentz era (next best is 13.0 in 2008), and the lowest by any Hawkeye team since 1956 (8.4). Iowa's 265.9 ypg in total defense is the lowest by any Hawkeye team since 1984 (272.2). (page 6)

3 Iowa has allowed nine touchdowns in seven games. Among Big Ten schools, only Ohio State (6) has allowed fewer. Iowa is the only team in the country not to allow a rush over 20 yards this season. (page 6)

4 The Hawkeyes are playing in their second trophy game of the season. Iowa defended the Cy-Hawk Trophy with an 18-17 win at Iowa State on Sept. 14. The Hawkeyes are 14-3 in their

5 QB Nate Stanley has started the last 34 games at quarterback (23-11), and the Hawkeyes have averaged 28.4 points per game in those starts. That average ranks sixth in school history and 10th nationally among active quarterbacks. His streak of 34 consecutive starts at quarterback ranks second in school history to Long (47). (pages 4, 7)

6 K Keith Duncan is tied for first in the country with 19 field goals made. He is 19-of-22 on field goal attempts and 18-of-18 on PAT attempts. Duncan is two made field goals from tying the single-season school record. Rob Houghtlin (1987), Nate Kaeding (2002), and Kyle Schlicher (2004) share the record with 21 made field goals. (page 8)

7 Iowa has four shutouts in its last 11 Big Ten Conference games (Rutgers and Northwestern in 2019, Maryland and Illinois in 2018). No other Big Ten team has more than one shutout since the start of 2018. (page 6)


8 WR Ihmir Smith-Marsette averages 28.1 yards on 37 career kickoff returns, the best in school history among players with at least 30 returns. The Big Ten record of average kickoff return yardage (minimum 40 returns) is 28.8, set by Stan Brown of Purdue (1968-70). Smith-Marsette has 1,040 kickoff return yards, eighth all-time in program history. (page 7)

9 The Hawkeyes are bowl eligible for the 18th time in 19 seasons. Iowa's two losses are to Penn State (8-0) and Michigan (7-2), who have a combined record of 15-2. Both losses were one possession games.

10 Kirk Ferentz has 94 Big Ten Conference wins, one shy of tying Joe Paterno for No. 5 all-time in conference history. (pages 5, 13)



QB



4 NATE STANLEY | SR | 6-4 | 243
 Menomonie, Wisconsin (Menomonie)
 • 34 (consecutive) career starts/41 career games played
 • 62 career TDs, 2nd all-time (Tate 61, Long 74)
 • Iowa is 23-11, averaging 28.4 ppg in 34 starts
 • Big Ten leader in passing yards (243.8 ypg)
 • Maxwell, O'Brien, Unitas, Manning watch lists

RB



10 MEKHI SARGENT | JR | 5-9 | 212
 Key West, Florida (Key West)
 • 12 career starts/21 career games played
 • Leads team in carries (98) and rushing yards (443)
 • Team-high four rushing touchdowns
 • 1,188 career rushing yards ranks 34th all-time
 • Doak Walker Award preseason watch list

RB



28 TOREEN YOUNG | JR | 5-11 | 223
 Madison, Wisconsin (Monona Grove)
 • 4 career starts/28 career games played
 • Team-best 5.8 yards per carry, 10th in Big Ten
 • 1,187 career rushing yards ranks 35th all-time
 • Second on the team in rushing yards (357)
 • Career-high 131 yards rushing Week 4 vs. MTSU

LT




74 TRISTAN WIRFS | JR | 6-5 | 320
 Mount Vernon, Iowa (Mount Vernon)
 • 28 career starts/30 career games played
 • Outland Trophy preseason watch list
 • 2018 Honorable mention All-Big Ten
 • 24 career starts at RT, 4 career starts at LT
 • 1st true freshman in Ferentz era to start at o-tackle

LG



68 LANDAN PAULSEN | SR | 6-5 | 305
 Moville, Iowa (Woodbury Central)
 • 8 career starts/23 career games played
 • 2017 and 2018 Academic All-Big Ten
 • Twin brother Levi is Hawkeye O-lineman
 • 2019 Leadership Group
 • Earned Enterprise Leadership degree in Spring 2019

C



65 TYLER LINDERBAUM | R-FR | 6-3 | 286
 Solon, Iowa (Solon)
 • 8 career starts/10 career games played
 • Started Week 1-8 at center
 • First freshman to start at C since '06 (Raphael Eubanks)
 • Redshirted after appearing in two games in 2018
 • Moved from DL to OL following 2018 regular season

RG



71 MARK KALLENBERGER | SO | 6-6 | 282
 Bettendorf, Iowa (Bettendorf)
 • 3 career starts/11 career games played
 • First career starts Week 6-8
 • 2018 Academic All-Big Ten
 • Redshirted in 2017
 • Nominated for Army All-American Bowl in 2016

LT



77 ALARIC JACKSON | JR | 6-6 | 320
 Detroit, Michigan (Renaissance)
 • 29 career starts/29 career games played
 • 29 career starts, all at LT
 • Missed Weeks 2-4 with injury, returned to lineup Week 5
 • Outland Trophy preseason watch list
 • Preseason first-team All-American (CollegeFootballNews)

WR



12 BRANDON SMITH | JR | 6-2 | 218
 Lake Cormorant, Mississippi (Lake Cormorant)
 • 19 career starts/32 career games played
 • Leads team with 33 receptions
 • Left Purdue game with injury, DNP Week 8
 • Career-high 9 catches, 106 receiving yards vs. Purdue
 • State champion high jumper in Mississippi (6' 6")

WR



6 IHMIR SMITH-MARSETTE | JR | 6-1 | 177
 Newark, New Jersey (Weequahic)
 • 13 career starts/32 career games played
 • Leads team in receiving (443) and all-purpose yards (705)
 • Averages 28.1 yards on 37 career kickoff returns
 • Four touchdowns ties for the team lead
 • Horning Award preseason watch list

WR



89 NICO RAGAINI | R-FR | 6-0 | 192
 East Haven, Conn. (Notre Dame/Avon Old Fams Prep)
 • 2 career starts/11 career games played
 • Second on the team in receptions (31)
 • Leads Big Ten, averaging 10.7 yards per punt return
 • Career-high 7 catches and 55 yards Week 6 vs. PSU
 • Enrolled in 2018 spring and participated in spring practice

RB




15 TYLER GOODSON | FR | 5-10 | 190
 Suwanee, Georgia (North Gwinnett)
 • 0 career starts/8 career games played
 • 64 carries ranks second on the team
 • 316 rushing yards ranks third on the team
 • 83 combined touches rank second to Sargent (111)
 • 2018 Georgia High School Player of the Year

WR



3 TYRONE TRACY, JR. | R-FR | 5-11 | 200
 Camby, Indiana (Decatur Central)
 • 3 career starts/12 career games played
 • First career TD in Week 2 (7 yard reception)
 • Career-high 88 receiving yards at Northwestern
 • Career-long 50 yard TD reception at Northwestern
 • Redshirted in 2018 after seeing action in four games

TE



42 SHAUN BEYER | JR | 6-5 | 244
 Shellsburg, Iowa (Cedar Rapids Kennedy)
 • 4 career starts/22 career games played
 • 3 receptions (30 yards) Week 1, first receptions of his career
 • Missed final five games of 2018 with injury
 • Moved from WR to TE following 2016 regular season
 • Two-time Academic All-Big Ten

TE



39 NATE WIETING | SR | 6-4 | 250
 Rockford, Illinois (Lutheran)
 • 9 career starts/36 career games played
 • DNP at Northwestern (injury)
 • Career-high 4 catches and 54 yards Week 6 vs. PSU
 • Mackey Award preseason watch list
 • 3-time Academic All-Big Ten, graduated in Spring 2019

K



3 KEITH DUNCAN | JR | 5-10 | 180
 Weddington, North Carolina (Weddington)
 • 19-22 FG attempts, 10-12 FG 40-plus, 18-18 on PATs
 • 19 FG made ties for first in the country
 • Career-long 49-yard field goal Week 4
 • 39-yard FG with 4:51 left in 4Q was eventual game-winner at ISU
 • Game-winning 33-yd FG as time expired to defeat #3 Mich in '16

DL




94 A.J. EPENESA | JR | 6-6 | 280
Glen Carbon, Illinois (Edwardsville)
 • 8 career starts/34 career games played
 • Team-best 3.5 sacks and eight QBH
 • Preseason All-American by six publications
 • Nagurski, Bednarik, Lott, Hendricks watch lists
 • 10.5 sacks in 2018, most in the Big Ten, 9th in the country

DT



95 CEDRICK LATTIMORE | SR | 6-3 | 295
Redford, Michigan (East English Village)
 • 14 career starts/27 career games played
 • Career-high seven tackles Week 6 vs. Penn State
 • 24 tackles, 2.5 sacks, two QBH
 • Attended same high school as Chauncey Golston
 • Sports medicine major

DT




91 BRADY REIFF | SR | 6-3 | 277
Parkston, South Dakota (Parkston)
 • 5 career starts/25 career games played
 • Career-high six tackles Week 6 vs. Penn State
 • Did not play Weeks 3-5 (injury)
 • Moved from DE to DT following 2016 season
 • Graduated in Spring of 2019

DL




57 CHAUNCEY GOLSTON | JR | 6-5 | 265
Detroit, Michigan (East English Village Prep)
 • 8 career starts/33 career games played
 • 31 tackles most among Iowa d-linemen
 • Team-high 7.5 tackles-for-loss (21 yards)
 • 6 QBH ranks second on the team (Epenesa 8)
 • Career-high 8 tackles Week 5 (MICH) and Week 6 (PSU)

LB



49 NICK NIEMANN | JR | 6-4 | 235
Sycamore, Illinois (Sycamore)
 • 11 career starts/32 career games played
 • 24 tackles, two QB hurries in 2019
 • Career-high 10 tackles vs. Wisconsin in 2018
 • Son of Hawkeye assistant coach Jay Niemann
 • Brother of former Hawkeye LB Ben Niemann (Chiefs)

LB



34 KRISTIAN WELCH | SR | 6-3 | 239
Iola, Wisconsin (Iola-Scandinavia)
 • 12 career starts/42 career games played
 • Led team in tackles Week 1, 2, 4, and 5
 • DNP Weeks 7-8 (injury)
 • 47 tackles leads the team
 • 2019 Leadership Group

LB




32 DJIMON COLBERT | SO | 6-1 | 235
Shawnee Mission, Kansas (Bishop Miege)
 • 18 career starts/21 career games played
 • Team-high 8 tackles Week 1 and Week 3
 • 40 tackles ranks third on the team
 • First career interception Week 2
 • Moved from DB to LB prior to 2018 spring practice

DL



54 DAVIYON NIXON | SO | 6-3 | 309
Kenosha, Wisconsin (Indian Trail/Iowa Western)
 • 1 career start/8 career games played
 • Career-high 7 tackles, 2.5 TFL, 1st career sack Week 4
 • 21 tackles, 3.0 sacks, 5 QBH (ranks third on the team)
 • Redshirted in 2018
 • Second-team all-conference at Iowa Western CC in 2017

DB




8 MATT HANKINS | JR | 6-0 | 185
Lewisville, Texas (Marcus)
 • 14 career starts/25 career games played
 • Did not play Weeks 3-5 (injury)
 • Career-high 11 tackles Week 7 vs. Purdue
 • Seven tackles in return to starting lineup Week 6 vs. PSU
 • 25 tackles, 3 breakups in 2019

SS



9 GENO STONE | JR | 5-10 | 210
New Castle, Pennsylvania (Senior)
 • 16 career starts/34 career games played
 • 39 tackles ranks third on team
 • First career pick-six at Penn State in 2018
 • First INT of the season Week 5 (4 INT in 2018)
 • Honorable mention All-Big Ten in 2018

FS




28 JACK KOERNER | SO | 6-0 | 204
Des Moines, Iowa (Dowling)
 • 7 career starts/20 career games played
 • Started Weeks 2-8
 • Career-high 13 tackles vs. PSU, most by a Hawkeyes since Josey Jewell in 2017
 • 43 tackles, 4 PBU ranks second on the team

DB



11 MICHAEL OJEMUDIA | SR | 6-1 | 200
Farmington Hills, Michigan (Harrison)
 • 18 career starts/41 career games played
 • Team-high 2 interceptions
 • 28 tackles, 2 INT, 4 PBU (team high) in 2019
 • 39 tackles, 3 INT, 6 PBU in 2018
 • Mechanical engineering major

DB



33 RILEY MOSS | SO | 6-1 | 191
Ankeny, Iowa (Centennial)
 • 7 career starts/17 career games played
 • Third career INT in Week 6 vs. Purdue
 • 2 INTs at MINN in first career start (Oct. 6, 2018)
 • B1G Freshman of the Week following MINN game (2018)
 • Career-high six tackles Week 6 at IND (2018)

LB



43 DILLON DOYLE | R-FR | 6-3 | 235
Iowa City, Iowa (West)
 • 2 career start/12 career games played
 • Career-high five tackles vs. Penn State, at N'western
 • 16 tackles, 1 QBH, 1 FF
 • 1 of 12 true freshmen to see action in 2018
 • Redshirted in 2018 after seeing action in four games

DB



4 DANE BELTON | FR | 6-1 | 190
Tampa, Florida (Jesuit)
 • 1 career start/3 career games played
 • First career start at Northwestern (5 tackles)
 • 25th true freshman (8th DB) in the Ferentz era to start
 • 11 tackles combined the last two games
 • 1 of 12 true freshmen to see action in 2018

P



22 MICHAEL SLEEP-DALTON | SR | 6-1 | 212
Geelong, Australia (St. Joseph's College/Arizona St.)
 • Graduate transfer from Arizona State
 • Averaging 42.1 yards on 35 punts
 • Eight punts of 50-plus yards (season long 63 yards)
 • Can punt with either right or left foot (primarily right)
 • Career long 72-yard punt in 2018 for ASU

GENERAL INFORMATION

Location: Iowa City, Iowa
Founded: 1847
Enrollment: 32,948
President: Bruce Harreld
Director of Athletics: Gary Barta
Conference: Big Ten (West Division)
Nickname: Hawkeyes
Mascot: Herky
Colors: Black and Gold (PMS 116)
First Year of Football: 1889
All-Time Record: 656-559-39
All-Time Bowl Record: 16-15-1
National Champions: 1921, '22 '56, '58, '60

STADIUM INFORMATION

Stadium: Kinnick Stadium
Opened: 1929
Capacity: 69,250
Playing Surface: Field Turf
All-Time Record: 293-187-15

UI ATHLETIC COMMUNICATIONS

Basic Offense: Multiple
Basic Defense: 4-3
Lettermen Returning in 2019: 42 (18 offense, 20 defense, 4 specialist)
Letterman Lost: 21 (10 offense, 10 defense, 1 specialist)
Starters Returning/Lost: 12/13

UI ATHLETIC COMMUNICATIONS

Office: (319) 335-9411
Director (Contact): Steve Roe
E-Mail: steven-roe@uiowa.edu
Associate (Secondary Contact): Matt Weitzel
E-Mail: matthew-weitzel@uiowa.edu
Associate: Chris Brewer
E-Mail: christopher-brewer@uiowa.edu
Associate: James Allan
E-Mail: james-allan@uiowa.edu
Administrative Assistant: Rhonda Wetjen
E-Mail: rhonda-wetjen@uiowa.edu

Mailing Address:
S300 Carver-Hawkeye Arena
Iowa City, IA 52242-1020

FOLLOW THE #HAWKEYES

Hawkeye fans join the twitter conversation during each game by following @IowaFBLive and @TheIowaHawkeyes. Also, fans are encouraged to include #Hawkeyes in your tweets. Get insider information about the Iowa football team at @HawkeyeFootball.

THE SERIES

Saturday will be the 93rd meeting between Iowa and Wisconsin. The visiting team has won seven of the last eight meetings. The teams had met 16 consecutive years from 1995-2010 before the series was disrupted by conference realignment in 2011. Through 92 games, Wisconsin leads 47-43-2. Iowa is 19-27-1 all-time in games played in Madison. Iowa's last win in the series was a 10-6 victory in 2015. Here are the series results:

Table with 7 columns: Date, Result, Score, Date, Result, Score. Lists game results from 10/29/1894 to *9/23/18.

* - - at Iowa City



HEAD COACH KIRK FERENTZ

Kirk Ferentz (pronounced FAIR-rintz, rhymes with parents) is in his 21st season as head coach at Iowa. He is the dean of NCAA Division I football coaches and is Iowa's all-time winningest coach, surpassing Hayden Fry earlier this year. His contract runs through the 2025 season.



- Named Big Ten Coach of the Year for the fourth time in his career (2002, 2004, 2009, 2015). Only Michigan's Bo Schembechler (6) has more conference coach of the year awards.
- Guided Iowa to Big Ten titles in 2002 and 2004, and the Big Ten West Division title in 2015.
- Named Woody Hayes, Eddie Robinson, and Bobby Dodd Coach of the Year in 2015. Was a finalist for the Maxwell Football Club, Paul "Bear" Bryant Coach of the Year award.
- Ferentz is fifth all-time with 158 overall wins as a member of the Big Ten Conference. He has 94 Big Ten wins, which ranks sixth all-time.
- Named the 2002 Associated Press and Walter Camp National Coach of the Year and AFCA Regional Coach of the Year.
- Iowa has made two BCS bowl appearances, including a 24-14 win in the 2010 FedEx Orange Bowl, and one CFP Bowl (2016).
- Iowa has played in 11 January bowl games with five January bowl victories (2004 Outback Bowl, 2005 Capital One Bowl, 2009 Outback Bowl, 2010 FedEx Orange Bowl, 2019 Outback Bowl).
- Iowa has posted a 149-82 (.645) overall mark and an 90-60 (.600) Big Ten record since 2001. Ferentz has placed in the top one-half of the conference 13 times, including Big Ten titles in 2002 and 2004, a second-place finish in 2009, and a West Division title in 2015.
- At Iowa, Ferentz holds an overall record of 158-103 (.605) and a 94-74 (.559) mark in Big Ten games. He is Iowa's all-time winningest football coach with 158 wins. In 22 seasons as a college head coach, he holds a career mark of 170-124 (.578).
- The only Division I head coach to coach three sons at the same college. Brian, an assistant coach since 2012 and Iowa's offensive coordinator, was a Hawkeye letterman from 2003-05. James was a three-year starter on the Hawkeye offensive line before graduating in May, 2013. Steven was a senior offensive lineman in 2016.

FERENTZ COACHING RECORD AT IOWA (21 YEARS)

YEAR	OVERALL	(PCT)	BIG TEN	(PCT)	BOWL
2019	6-2	.750	3-2	.600	---
2018	9-4	.692	5-4	.556	Outback
2017	8-5	.615	4-5	.444	Pinstripe
2016	8-5	.615	6-3	.667	Outback
2015	12-2	.857	8-0	1.000	Rose
2014	7-6	.538	4-4	.500	TaxSlayer
2013	8-5	.615	5-3	.625	Outback
2012	4-8	.333	2-6	.250	---
2011	7-6	.538	4-4	.500	Insight
2010	8-5	.615	4-4	.500	Insight
2009	11-2	.846	6-2	.750	Orange
2008	9-4	.692	5-3	.625	Outback
2007	6-6	.500	4-4	.500	---
2006	6-7	.462	2-6	.250	Alamo
2005	7-5	.583	5-3	.625	Outback
2004	10-2	.833	7-1	.875	Capital One
2003	10-3	.769	5-3	.625	Outback
2002	11-2	.846	8-0	1.000	Orange
2001	7-5	.583	4-4	.500	Alamo
2000	3-9	.250	3-5	.375	---
1999	1-10	.091	0-8	.000	---
Overall	158-103	.605	94-74	.559	

FERENTZ MOVES UP BIG TEN CHARTS

Head coach Kirk Ferentz has 94 Big Ten wins as Iowa's head coach. The 94 conference wins rank sixth among the conference's all-time winningest coaches in Big Ten games. He is one win tying Joe Paterno for fifth place in all-time Big Ten Conference wins.

Ferentz's 158 wins in all games coached as a member of the Big Ten Conference rank fifth in league history. He is one of five coaches in Big Ten Conference history to win at least 150 games as a member of the Big Ten Conference. The top five includes Woody Hayes (202), Amos Alonza Stagg (199), Bo Schembechler (194), Joe Paterno (162), and Ferentz (158).

Ferentz (158-103) became Iowa's all-time winningest coach on Sept. 1, 2018. The Hawkeyes defeated Northern Illinois, 33-7. It was Ferentz's 144th win as Iowa's head coach, one more than his predecessor, Hayden Fry (143-89-6). Fry coached Iowa for 20 years (1979-98). Ferentz is in his 21st season in 2019.

Both Ferentz (158, 93) and Fry (143, 96) rank in the top six in overall wins and Big Ten wins. Only Iowa and Michigan have two coaches ranked in the top 10 of both win categories (Bo Schembechler 194, 143; and Lloyd Carr 122, 81).

Iowa is the only school in the country to have just two head football coaches since 1979.

FERENTZ TOPS IN LONGEVITY

Kirk Ferentz is in his 21st season as Iowa's head football coach. He is the longest tenured active head coach in college football. Ferentz was named Iowa head coach on Dec. 2, 1998. Gary Patterson of TCU is No. 2 in coaching tenure. Patterson's first year with the Horned Frogs was 2001. Among Big Ten coaches, only Pat Fitzgerald (2006) and Mark Dantonio (2007) have been at their current schools for 10 seasons or more. Iowa is the only school to have just two head football coaches since 1979.

Defensive coordinator Phil Parker and strength and conditioning coach Chris Doyle are also in their 21st seasons on Iowa's staff. Quarterbacks coach Ken O'Keefe was on Ferentz's original coaching staff before he left for the NFL following the 2011 season. He returned to Iowa in 2017 to coach Iowa's quarterbacks.

Ferentz is the only Division I coach to coach three sons. Brian Ferentz, a former Hawkeye letterman and captain (2003-05), enters his eighth season on Iowa's coaching staff. James Ferentz was a three-year starter on the Hawkeye offensive line and a team captain before graduating in 2013. Steven was an offensive lineman and letterwinner in 2015 and 2016.

WIN, GRADUATE, DO IT RIGHT

Ten Hawkeyes wear a decal on their helmets indicating they have received their undergraduate degrees from the University of Iowa. The graduates include Drew Cook, John Milani, Landan Paulsen, Levi Paulsen, Colton Rastetter, Brady Reiff, Brady Ross, Ryan Schmidt, Jackson Subbert, and Nate Wieting.



CAREER PASSING TOUCHDOWNS

	Name	Career	Years	Single-Season
1.	Chuck Long	74	1981-85	27-1985
2.	Nate Stanley	62	2016-pr.	26-2017
	Drew Tate	61	2003-06	22-2005
4.	Ricky Stanzi	56	2007-10	25-2010
5.	Matt Sherman	43	1994-97	14-1995

BIG TEN CAREER PASSING TDs

	Name	TDs	Years
1.	J.T. Barrett, OSU	104	2014-17
2.	Drew Brees, PUR	90	1997-00
3.	Chad Henne, MICH	87	2004-07
4.	Trace McSorley	77	2015-18
5.	Chuck Long, IOWA	74	1981-85
6.	Gary Nova, RU	73	2011-14
	John Navarre, MICH	72	2000-03
	Adam Weber, MINN	72	2007-10
8.	Mark Herrmann, PUR	71	1977-80
	Elvis Grbac, MICH	71	1989-92
	Connor Cook, MSU	71	2012-15
	Nate Stanley, IOWA	62	2017-Present

IOWA CAREER PASSING YARDS

	Name	Yards	Years
1.	Chuck Long	10,461	1981-85
2.	Drew Tate	8,292	2003-06
3.	Ricky Stanzi	7,377	2007-10
4.	Nate Stanley	7,301	2016-pr.
5.	Chuck Hartlieb	6,934	1986-88
6.	Matt Rodgers	6,725	1988-91
7.	Matt Sherman	6,399	1994-97
8.	James Vandenberg	5,786	2009-12
9.	C.J. Beathard	5,562	2013-16

CAREER TOTAL OFFENSE

	Name	Rush	Pass	Yards
1.	Chuck Long	(-207)	10,461	10,254
2.	Drew Tate	135	8,292	8,427
3.	Ricky Stanzi	(-4)	7,377	7,373
4.	Nate Stanley	(-129)	7,301	7,172
5.	Matt Rodgers	130	6,725	6,855
6.	Chuck Hartlieb	(-364)	6,934	6,570
7.	C.J. Beathard	429	5,562	5,991
8.	Matt Sherman	(-451)	6,399	5,948
9.	James Vandenberg	67	5,786	5,853
10.	Jake Rudock	394	4,819	5,213

CONSECUTIVE STARTS ACTIVE QUARTERBACKS

	Name	School	Starts
1.	Jake Fromm	Georgia	36
	Mason Fine	North Texas	36
3.	Nate Stanley	Iowa	34
	J'Mar Smith	Louisiana Tech	34
5.	Steven Montez	Colorado	33
	Nathan Rourke	Ohio	32
7.	Caleb Evans	UL-Monroe	30
8.	Jordan Love	Utah State	27

IN THE RANKINGS

Iowa is ranked No. 18 in the AP poll and No. 18 in the coaches poll. Iowa's schedule includes four opponents ranked in the AP top 25 (#5 Penn State, #13 Minnesota, #14 Michigan, #16 Wisconsin). Those four opponents have a combined 19-4 record.

Iowa is 0-2 when playing ranked teams this season, falling 10-3 at #19 Michigan on Oct. 5, and 17-12 at home to #10 Penn State. The Hawkeyes last win over a ranked opponent was against No. 18 Mississippi State, 27-22, on Jan. 1 at the 2019 Outback Bowl.

Iowa defeated Iowa State, 18-17, on Sept. 14. The Cyclones were the first team outside the AP Top 25 when the teams met.

These are Iowa's most recent wins versus nationally-ranked opponents:

- Home: 55-24 over #3 Ohio State, 11/4/17
- 40-10 over #15 Nebraska, 11/25/16
- 14-13 over #2 Michigan, 11/12/16
- Road: 40-10 over #20 Northwestern, 10/17/15
- 10-6 over #18 Wisconsin, 10/3/15
- 38-28 over #24 Michigan, 10/16/10
- Neutral: 27-22 over #18 Mississippi State, Outback Bowl, 1/1/19
- 27-24 over #12 Missouri, Insight Bowl, 12/28/10
- 24-14 over #9 Georgia Tech, Orange Bowl, 1/5/10

TROPHY COLLECTION

The Hawkeyes are playing in their second trophy game of the season. Iowa defended the Cy-Hawk Trophy with an 18-17 win at Iowa State on Sept. 14. The Hawkeyes are 14-3 in their last 17 rivalry trophy games (Iowa State, Minnesota, Nebraska, Wisconsin), with all three losses coming to Wisconsin. Iowa has also won its last two bowl games, claiming trophies at the 2017 Pinstripe Bowl and 2019 Outback Bowl.

Trophy	Opponent	Date	Result
Cy-Hawk	at Iowa State	9/14	W, 18-17
Heartland	at Wisconsin	11/9	
Floyd of Rosedale	Minnesota	11/16	
Heroes	at Nebraska	11/29	

STANLEY CLIMBS SCHOOL AND CONFERENCE CHARTS

QB Nate Stanley leads the Big Ten in passing yards (1,950) and passing yards per game (243.8). He has 10 touchdown passes this season and 62 in his career, second all-time in program history. He trails Chuck Long (74) on the all-time list.

Stanley is one of 10 finalists for the Johnny Unitas Golden Arm Award, which is presented annually to the top senior or fourth-year quarterback in the nation. He is the only Big Ten quarterback on the list. He has started the last 34 games at quarterback (23-11), and the Hawkeyes have averaged 28.4 points per game in those starts. That average ranks sixth in school history, and 10th nationally among active quarterbacks. His streak of 34 consecutive starts at quarterback ranks second in history to Long (47).

Stanley has 17 career multi-touchdown games, including three this season. He completed three touchdown passes in the season opener against Miami, Ohio, three more in Week 2 against Rutgers, and two against Middle Tennessee in Week 4. He has 10 career games with at least three passing touchdowns. Only Long has more in program history (11).

Stanley threw 26 touchdown passes in 2018, second most in the Big Ten, one shy of tying Chuck Long (1985) for the most in single season school history, and tied for second most all-time in single season history. Stanley also threw 26 touchdown passes in 2017. Stanley's 52 touchdown passes from 2017-18 are the most ever in school history over a two-year span. Long tossed 49 touchdown passes from 1984 (22) to 1985 (27).

Stanley threw for a career-high 2,852 yards in 2018, the seventh-highest single-season total in school history. He ranks fourth in career passing yards (7,122) and fourth in career total offense (6,989).



**ACTIVE FBS QBs' TEAM PPG
(minimum 15 career starts)**

Name	Starts	PPG
1. Tua Tagovailoa, Alabama	22	46.6
2. Trevor Lawrence	20	44.9
3. McKenzie Milton, UCF	33	40.6
4. Justin Herbert, Oregon	37	38.2
5. Jordan Love, Utah State	27	37.6
6. Nathan Rourke, Ohio	32	37.3
7. Jake Fromm, Georgia	36	36.3
8. Jon Wassink, Western Michigan	26	35.7
9. Mason Fine, North Texas	45	32.9
10. Ben Hicks, Arkansas	38	29.9
11. Nate Stanley, Iowa	34	28.4

**IOWA STARTING QBs
POINTS PER GAME**

Name	Starts	PPG
1. Mark Vlasic (1986)	8	37.3
2. Brad Banks (2001-02)	14	36.6
3. Matt Sherman (1994-97)	33	32.2
4. Chuck Long (1981-85)	44	30.7
5. Nate Stanley (2017-present)	34	28.4
Nathan Chandler (2003)	13	28.7
7. Gordy Bohannon (1979, 1981)	10	28.3
8. Ricky Stanzi (2007-10)	35	27.7
9. Matt Rodgers (1989-91)	35	27.6
10. Jake Rudock (2013-14)	24	27.5

**BIG TEN CAREER KICKOFF RETURN
AVERAGE (Minimum 40)**

Name (KOR-Yards)	Avg.	Years
1. Stan Brown, PUR (49-1,412)	28.8	1968-70
2. Desmond Howard, MICH (45-1,211)	26.9	1989-91
3. Jordan Hall, OSU (49-1,308)	26.7	2010-13
4. Anthony Carter, MICH (63-1,606)	26.3	1979-82
5. Curtis Duncan, NU (50-1,308)	26.2	1983-86
6. Ameer Abdullah, NEB (61-1,592)	26.1	2011-14
7. Kahlil Hill, IOWA (58-1,509)	26.0	1998-01
Raheem Mostert, PUR (88-2,289)	26.0	2011-14
Desmond King, IOWA (56-1,458)	26.0	2013-17
10. William Likely, MD (87-2,233)	25.7	2013-16
Ihmir Smith-Mareste, IOWA (37-1,040)	28.1	2018-Pr.

IOWA IN OVERTIME

Iowa holds a 7-5 record in overtime games. Iowa won its first overtime contest, defeating Penn State 26-23 on Nov. 4, 2000, in State College, Pa. The Hawkeyes are 3-4 in single overtime, 3-0 in double overtime and 1-1 in triple overtime. Iowa is 2-2 in overtime in Kinnick Stadium and 5-3 in overtime road games. Following are Iowa's overtime games:

Date	Result	OT's	Opponent
11/4/00	W, 26-23	Double	at Penn State
9/28/02	W, 42-35	Single	at Penn State
10/22/05	L, 23-20	Single	vs. Michigan
9/09/06	W, 20-13	Triple	at Syracuse
10/27/07	W, 34-27	Double	vs. Michigan St.
11/14/09	L, 27-24	Single	at Ohio State
9/10/11	L, 44-41	Triple	at Iowa State
10/13/12	W, 19-16	Double	at Michigan St.
10/26/13	W, 17-10	Single	vs. Northwestern
11/28/14	L, 37-34	Single	vs. Nebraska
9/9/17	W, 44-41	Single	at Iowa State
10/21/17	L, 17-10	Single	at Northwestern

Stanley was named to six preseason watch lists and listed on the preseason Big Ten third team by Phil Steele.

Nate Stanley Awards Watch

- Walter Camp Player of the Year Preseason Watch List
- Manning Award Preseason Watch List
- Johnny Unitas Golden Arm Award Finalist
- Maxwell Award Preseason Watch List
- O'Brien Award Preseason Watch List
- CFPA Player of the Year Award Preseason Watch List
- Preseason third-team All-Big Ten by Phil Steele
- Preseason fourth-team All-Big Ten by Athlon Sports

POCKET PRESSURE

DE A.J. Epenesa leads a defense that ranks third in the country in scoring defense (10.1 ppg), sixth in total defense (265.9 ypg), and eighth in rushing defense (87.8 ypg). Those marks rank third across the board in the Big Ten.

Iowa's scoring defense is the lowest total of the Ferentz era (next best is 13.0 in 2008), and the lowest by any Hawkeye team since 1956 (8.4). Iowa's total defense is the lowest by any Hawkeye team since 1984 (272.2).

The Hawkeyes have allowed just 111 first downs (13.9 per game), tied for second fewest in the country and second in the Big Ten. Iowa is the only team in the country not to allow a rush over 20 yards this season.

Iowa has allowed nine touchdowns in eight games. Among Big Ten schools, only Ohio State (6) has allowed fewer. Iowa is one of three schools in the country to allow just two rushing touchdowns or fewer (Georgia 0, Ohio State 2).

Iowa's defense allowed just five first downs against Rutgers in Week 2. That ties for the fewest allowed in the Kirk Ferentz era (Syracuse, 2007). Rutgers' 125 yards of total offense ranks as the fifth lowest total in the Ferentz era.

In its Week 7 win against Purdue, Iowa allowed 33 yards rushing, its lowest total against a Big Ten opponent since 2013.

Epenesa leads Iowa with 3.5 sacks and eight quarterback hurries. He led the Big Ten and ranked ninth in the country with 10.5 sacks in 2018. His running mate, DE Chauncey Golston, has a team-high 7.5 tackles-for-loss (21 yards).

Epenesa is a quarterfinalist for the Lott IMPACT Trophy. He was named to four preseason All-America first teams, listed on six preseason watch lists, and is preseason Big Ten Defensive Player of the Year by CollegeFootballNews.com.

Epenesa recorded at least one sack in nine of 13 games last season and was named first-team All-Big Ten by league media, and second-team All-Big Ten by league coaches. He ranked second in the conference and 16th nationally in forced fumbles (4), and ranked fourth in the Big Ten in tackles for loss. He totaled 37 tackles, four pass breakups, eight QB pressures, and a blocked punt in 2018. He recovered his own forced fumble and returned it 19 yards for a touchdown at Illinois.

The Hawkeyes ranked third in the Big Ten last season with 35 sacks, the second highest single-season total in the Ferentz era (2002, 40).

A.J. Epenesa Awards Watch

- Nagurski Trophy Preseason Watch List
- Big Ten Conference Preseason Watch List
- Bednarik Award Preseason Watch List
- Lott IMPACT Trophy Quarterfinalist
- Polynesian Player of the Year Preseason Watch List
- Hendricks Award Preseason Watch List
- Preseason Big Ten Defensive Player of the Year by CollegeFootballNews.com
- Preseason first team All-America by Associated Press
- Preseason first-team All-America by Sports Illustrated
- Preseason first-team All-America by CollegeFootballNews.com



SINGLE-SEASON FG LEADERS

	Name	FGM	FGA	PCT.
1.	Nate Kaeding (2002)	21	24	.875
	Kyle Schlicher (2004)	21	26	.808
	Rob Houghtlin (1987)	21	30	.700
4.	Nate Kaeding (2003)	20	21	.952
5.	Keith Duncan (2019)	19	22	.864
	Daniel Murray (2009)	19	26	.731
	Rob Houghtlin (1985)	19	27	.704
8.	Kyle Schlicher (2005)	17	21	.810
	Mike Meyer (2012)	17	21	.810
	Miguel Recinos (2018)	17	22	.773

- Preseason first-team All-America by Athlon Sports
- Preseason second-team All-America by Phil Steele
- Preseason first-team All-Big Ten by CollegeFootballNews.com
- Preseason first-team All-Big Ten by Phil Steele
- Preseason first-team All-Big Ten by Athlon Sports

RETURN TO SENDER

WR Ihmir Smith-Marsette is named on the Paul Hornung Award watch list, an honor bestowed to the most versatile player in college football.

Smith-Marsette averages 28.1 yards on 37 career kickoff returns, the best in school history among players with at least 30 returns. The Big Ten record of average kickoff return yardage (minimum 40 returns) is 28.8, set by Stan Brown of Purdue (1968-70). Smith-Marsette has 1,040 kickoff return yards, eighth all-time in program history.

Smith-Marsette leads the team in receiving yards (463) and all-purpose yards (705). He ranks third on the team with 30 receptions. He rushed for a touchdown (14 yards) in Week 4, and is tied for the team lead with four touchdowns. He set a career high with 113 receiving yards in Week 2.

Smith-Marsette has 1,011 career receiving yards, 42nd all-time in program history. He has 2,225 all-purpose yards. Only 19 players in school history have 2,500 or more.

In 2018, Smith-Marsette led the Big Ten and ranked No. 2 in the country, averaging 29.5 yards on 24 kickoff returns. He was named Rodgers-Dwight Return Specialist of the Year in the Big Ten Conference. He had 23 receptions for 361 yards and three touchdowns. His 15.7 yards per catch led the Hawkeyes (minimum 20 receptions).

**SINGLE-SEASON FG PERCENTAGE
(minimum 15 attempts)**

	Name	FGM	FGA	PCT.
1.	Nate Kaeding (2003)	20	21	.952
2.	Keith Duncan (2019)	19	22	.864
3.	Nate Kaeding (2002)	21	24	.875
4.	Trent Mossbrucker (2008)	13	15	.867
5.	Mike Meyer (2010)	14	17	.824
6.	Kyle Schlicher (2005)	17	21	.810
7.	Mike Meyer (2012)	17	21	.810
8.	Kyle Schlicher (2004)	21	26	.808
9.	Marshall Koehn (2015)	16	20	.800
10.	Miguel Recinos (2018)	17	22	.773

DUNCAN GETTING HIS KICKS

K Keith Duncan is tied for first in the country with 19 field goals made. He is 19-of-22 on field goal attempts and 18-of-18 on PAT attempts. He leads the team and ranks second in the Big Ten, 14th in the country, in scoring with 75 points. Duncan has connected on 10-of-12 kicks of at least 40 yards. He kicked a career-long 49 yard field goal against Middle Tennessee in Week 4. He kicked four field goals at Iowa State and four field goals against Purdue.

Duncan is two made field goals from tying the single-season school record. Rob Houghtlin (1987), Nate Kaeding (2002), and Kyle Schlicher (2004) share the record with 21 made field goals.

Duncan is seeing his first action since 2016, when he made 9-11 field goal attempts and 38-39 PAT attempts (one was blocked). That year he kicked a 33-yard field goal as time expired to lift Iowa over #2 Michigan, 14-13.

Duncan was named Big Ten Special Teams Player of the Week and Lou Groza Award Star of the Week on Sept. 16 following his performance at Iowa State. Duncan connected on a career-best four field goals at Iowa State. His final kick from 39 yards provided the margin of victory with 4:51 remaining in the fourth quarter. He also connected from 25 yards on Iowa's first drive of the game and from 40 yards on the final play of the first half. He nailed a 42-yarder late in the third quarter.

The Big Ten weekly honor was the second of his career. He was previously recognized in 2016, earning the weekly honor following Iowa's 14-13 win over Michigan. Duncan contributed two field goals in that win, including the game-winner from 33 yards on the final play of the game.

SARGENT LEADS RUNNING BACK BY COMMITTEE

RB Mekhi Sargent leads the team in carries (98) and rushing yards (443). He has started the last 12 games and is named on the Doak Walker Award Preseason Watch List.

RB Tyler Goodson (64) and RB Toren Young (62) rank second and third, respectively, in rush attempts. Young has 357 yards, averaging 5.8 yards per carry, best on the team and 10th in the Big Ten. He rushed for a career-high 131 yards in Week 4. It was his first career 100-yard rushing game.

Goodson has 316 yards rushing, and 19 receptions for 137 yards. His 83 combined touches ranks second on the team to Sargent (111).

Sargent and Young are separated by one yard in career rushing. Sargent has 1,188 yards on

CAREER FG MADE (SINCE 1979)

	Name	FGM	FGA	PCT.
1.	Nate Kaeding (2000-03)	67	83	.807
2.	Mike Meyer (2010-13)	61	80	.763
3.	Rob Houghtlin (1985-87)	54	80	.675
4.	Kyle Schlicher (2004-06)	51	67	.761
5.	Tom Nichol (1981-84)	45	74	.608
6.	Jeff Skillett (1988-91)	34	62	.548
7.	Daniel Murray (2007-09)	32	45	.711
8.	Miguel Recinos (2016-18)	29	38	.763
9.	Marshall Koehn (2014-15)	28	36	.778
10.	Keith Duncan (2016-pr.)	26	30	.848

**CAREER FG PERCENTAGE (SINCE 1979)
(minimum 30 attempts)**

	Name	FGM	FGA	PCT.
1.	Keith Duncan (2016-pr.)	26	30	.867
2.	Nate Kaeding (2000-03)	67	83	.807
3.	Marshall Koehn (2014-15)	28	36	.778
4.	Miguel Recinos (2016-18)	29	38	.763
5.	Mike Meyer (2010-13)	61	80	.763
6.	Kyle Schlicher (2004-06)	51	67	.761
7.	Daniel Murray (2007-09)	32	45	.711
8.	Rob Houghtlin (1985-87)	54	80	.675
9.	Zach Brommert (1995-98)	26	39	.667
10.	Tom Nichol (1981-84)	45	74	.608



HAWKEYE FOOTBALL BY THE NUMBERS

- 158 Ferentz's career win total as Iowa's head coach, becoming Iowa's all-time winningest football coach
- 100 Ferentz became the 12th coach to win 100 games at a Big Ten school (at MSU, 19-16 2OT, 10/13/12)
- 66 NFL Draft picks under Kirk Ferentz
- 62 Calvin Jones' retired number, one of two in school history
- 44 Hawkeyes who have played in the Super Bowl
- 32 Bowl games (16-15-1)
- 29 All-America honors under Ferentz
- 27 Players have combined to earn Academic All-America honors
- 25 Consensus All-Americans (10 under Kirk Ferentz)
- 24 Heisman Trophy winner (1939) Nile Kinnick's retired number
- 24 Times finished a season ranked
- 15 CFB Hall of Famers
- 16 Bowl Wins
- 16 First or second round NFL draft picks under Kirk Ferentz
- 12 School record 12 wins in 2015
- 11 Big Ten Championships
- 9 Former players recognized on Kinnick Stadium Wall of Honor
- 9 Players under Ferentz who have won national awards
- 8 Bowl wins under Kirk Ferentz
- 5 National Championships (1921, 1922, 1956, 1958, 1960)
- 5 Five times finished the year ranked in top 10 over the past 13 seasons
- 4 Kirk Ferentz has been named B1G Coach of the Year
- 3 Three times won 11 games or more under Kirk Ferentz (2002, 2009, 2015)

ON THE AVERAGE

DOWN	PLAYS	YARDS	AVG.
First Down	246	1,459	5.9
Second Down	184	1,021	5.5
Third Down	127	620	4.9
Fourth Down	16	41	2.5

IOWA BY QUARTERS

QUARTER	IOWA	OPPONENTS
First	46	17
Second	42	21
Third	48	13
Fourth	59	30
OT	0	0

POINTS OFF TURNOVERS

	T/O Gained	Pts Scored
Iowa	10	23
Opponents	8	23

257 attempts, 34th on Iowa's all-time list. Young has 1,187 career yards on 243 attempts, 35th all-time.

Seven different Hawkeyes have combined to rush for 10 touchdowns. Seven of those touchdowns have come from inside the 2-yard line, eight from inside the 4-yard line. Sargent leads the team with four rushing touchdowns (2, 4, 14, 2). Six more Hawkeyes have one rushing touchdown: Young (2), QB Nate Stanley (1), FB Brady Ross (1), WR Ihmir Smith-Marsette (14), QB Spencer Petras (1), Goodson (1).

Young (131) and Goodson (97) rushed for career highs against Middle Tennessee. The Hawkeyes rushed for 351 yards in the game, the fourth highest total in the Ferentz era.

Juniors Ivory Kelly-Martin, Sargent, and Young shared the workload in 2018. The trio combined for 392 carries, 1,723 rushing yards and 16 rushing touchdowns (nine by Sargent, five by Young, and two by Kelly-Martin). Sargent had 40.6 percent of the carries (159-745), Young had 34.7 percent of the attempts (136-637), and Kelly-Martin has 24.7 percent of the carries (97-341).

YOUNG, SARGENT SURPASS 1,000 CAREER RUSHING YARDS

Junior running backs Toren Young and Mekhi Sargent each surpassed 1,000 career rushing yards in Iowa's win over Middle Tennessee on Sept. 28.

Sargent entered the game with 953 rushing yards and moved past 1,000 for his career on a 12-yard run late in the first period. He ended the contest with 91 rushing yards. His career totals include 1,188 yards on 257 attempts. He is the 48th Iowa running back to surpass 1,000 career yards and currently ranks 34th on the all-time list.

Young entered Week 4 with 950 career yards and surpassed 1,000 on a 15-yard run early in the second quarter, becoming the 49th Iowa running back to surpass the century total. He led the Hawkeyes with a career-high 131 rushing yards against Middle Tennessee. Young now has 1,187 career yards on 243 attempts to rank 35th on the career list.

Sargent moved over 1,000 career yards on career attempt 207, while Young went past 1,000 yards on career attempt 209.

GRAND THEFT SECONDARY

Iowa ranks 12th in the country and fifth in the Big Ten in passing defense (178.1 yards per game).

DB Michael Ojemudia is tied for sixth in the Big Ten with two interceptions. He intercepted a pass in each of the first two weeks. LB Djimon Colbert recorded the first interception of his career in Week 2. SS Geno Stone had one interception in Week 5. CB Riley Moss had an interception in Week 7. DE Chauncey Golston intercepted a pass in Week 8.

The Hawkeyes have six interceptions this season. Iowa led the Big Ten and tied for second in the country in 2018 with 20 interceptions. Over the last three seasons, no school has more interceptions than Iowa. The Hawkeyes have 47 interceptions since 2017, two more than Boston College, who has the second most over the same period.

Entering this season, Iowa has at least one interception return for a touchdown in each of the last 11 seasons, and 16 of the last 18 seasons.

D.J. JOHNSON NAMED CO-BIG TEN FRESHMAN OF THE WEEK

DB D.J. Johnson was named Big Ten Co-Freshman of the Week on Sept. 16 following his performance at Iowa State. In his second career start, Johnson recorded a career-high eight tackles, including six solo tackles and two assists, and added two pass break-ups. The Big Ten weekly honor is the first of his career.



NATIONAL RANKINGS

AP Poll	Amway Coaches Poll
Nov. 3	Nov. 3
1. LSU	1. Alabama
2. Alabama	2. LSU
3. Ohio State	3. Clemson
4. Clemson	4. Ohio State
5. Penn State	5. Penn State
6. Georgia	6. Georgia
7. Oregon	7. Oregon
8. Utah	8. Oklahoma
9. Oklahoma	9. Utah
10. Florida	10. Baylor
11. Baylor	11. Florida
12. Auburn	12. Auburn
13. Minnesota	13. Minnesota
14. Michigan	14. Michigan
15. Notre Dame	15. Notre Dame
16. Wisconsin	16. Wisconsin
17. Cincinnati	17. Cincinnati
18. Iowa	18. Iowa
19. Memphis	19. Memphis
20. Kansas State	20. Wake Forest
21. Boise State	21. Boise State
22. Wake Forest	22. Kansas State
23. SMU	23. SMU
24. San Diego State	24. San Diego State
25. Navy	25. Navy

HAWKEYES IN THE POLLS

Date	AP	CP	S16	CFP
Pre.	20	19	NR	----
9/3	20	19	NR	----
9/8	19	18	NR	----
9/15	18	18	RV	----
9/22	14	14	14	----
9/29	14	14	14	----
10/6	17	18	RV	----
10/13	23	22	NR	----
10/20	20	19	NR	----
10/27	19	19	RV	----
11/3	18	18	RV	----

AP=Associated Press; CP=Coaches; S16=Super 16; CFP=College Football Poll

2019 BIG TEN STANDINGS

WEST DIVISION				
Team	Big Ten	Pct.	Overall	Pct
Minnesota	5-0	1.000	8-0	1.000
IOWA	3-2	.600	6-2	.750
Wisconsin	3-2	.600	6-2	.750
Illinois	3-3	.500	5-4	.556
Nebraska	2-4	.333	4-5	.444
Purdue	2-4	.333	3-6	.333
Northwestern	0-6	.000	1-7	.125

EAST DIVISION				
Team	Big Ten	Pct.	Overall	Pct.
Penn State	5-0	1.000	8-0	1.000
Ohio State	5-0	1.000	8-0	1.000
Michigan	4-2	.667	7-2	.778
Indiana	4-2	.667	7-2	.778
Michigan State	2-3	.400	4-4	.500
Maryland	1-5	.167	3-6	.333
Rutgers	0-6	.000	2-7	.222

MOVE THE CHAINS

The Hawkeyes set a Ferentz-era record in their 48-3 win over Middle Tennessee in Week 4. Iowa had 644 yards of total offense, the most in the Ferentz era (previous best was 613 vs. Minnesota in 2005), and the most by any Hawkeye team since 1997 (658 vs. Northern Iowa). Iowa rushed for 351 yards against Middle Tennessee, a mark that ranks fourth in the Ferentz era.

BIG TEN PERFECTION

University of Iowa head coach Kirk Ferentz has twice navigated the Big Ten regular season schedule with an undefeated record. The Hawkeyes were 8-0 in 2002 and shared the Big Ten championship with Ohio State. The Hawkeyes were 8-0 in 2015, winning the Big Ten West Division title.

Since 1954, when the conference schedule expanded to seven games, only six Big Ten coaches, including Ferentz, have multiple undefeated Big Ten seasons.

Coach (School)	Record	Year
Duffy Daugherty (MSU)	7-0	1965
Duffy Daugherty (MSU)	7-0	1966
Kirk Ferentz (Iowa)	8-0	2002
Kirk Ferentz (Iowa)	8-0	2015
Woody Hayes (OSU)	7-0	1954
Woody Hayes (OSU)	7-0	1957
Woody Hayes (OSU)	7-0	1968
Woody Hayes (OSU)	7-0	1970
Woody Hayes (OSU)	8-0	1975
Urban Meyer (OSU)	8-0	2012
Urban Meyer (OSU)	8-0	2013
Urban Meyer (OSU)	8-0	2014
Bo Schembechler (Michigan)	8-0	1971
Bo Schembechler (Michigan)	8-0	1980
Bo Schembechler (Michigan)	8-0	1989
Jim Tressel (OSU)	8-0	2002
Jim Tressel (OSU)	8-0	2006

CAREER 300/100-YARD PERFORMANCES | 2019 HAWKEYES

QB NATE STANLEY (4)	DATE	OPPONENT	COMP-ATT	YDS	TD-INT	LONG
	9/9/17	at Iowa State	27-41	333	5-0	46
	9/15/18	vs. Northern Iowa	23-28	309	2-1	48
	10/6/18	at Minnesota	23-39	314	4-1	60
	10/13/18	at Indiana	21-32	320	6-1	58

RB MEKHI SARGENT (2)	DATE	OPPONENT	ATT	YDS	TDs	LONG
	11/17/18	at Illinois	17	121	2	29
	11/23/18	vs. Nebraska	26	173	1	32

RB TOREN YOUNG (1)	DATE	OPPONENT	ATT	YDS	TDs	LONG
	9/28/2019	vs. Middle Tennessee	11	134	0	52

WR IHMIR SMITH-MARSETTE (1)	DATE	OPPONENT	REC	YDS	TDs	LONG
	9/7/19	vs. Rutgers	4	113	2	58

WR BRANDON SMITH (1)	DATE	OPPONENT	REC	YDS	TDs	LONG
	10/19/19	vs. Purdue	9	106	2	30



2019 IOWA STATISTICS

INDIVIDUAL	CATEGORY	STATS	BIG TEN	NCAA
Field Goals Per Game	Keith Duncan	2.4	1	1
Passing Yards	Nathan Stanley	1,950	1	37
Passing Yards Per Game	Nathan Stanley	243.8	1	33
Completions Per Game	Nathan Stanley	19.9	2	35
Field Goal Percentage	Keith Duncan	86.4	2	24
Scoring Avg.	Keith Duncan	9.4	2	14
Total Points Scored	Keith Duncan	75	2	23
Total Offense Avg.	Nathan Stanley	241.5	4	55
Receptions Per Game	Brandon Smith	4.7	5	83
Completion Percentage	Nathan Stanley	60.7	6	65
Interceptions Per Game	Michael Ojemudia	0.3	6	70
Punting Avg.	Michael Sleep-Dalton	42.1	6	55
Total Interceptions	Michael Ojemudia	2	6	61
Yards per Reception	Tyrone Tracy, Jr.	18	6	47
Forced Fumbles Avg.	Geno Stone	0.3	7	33
Passing Yards per Completion	Nathan Stanley	12.3	7	60
Points Responsible For	Keith Duncan	75	7	92
Receiving TDs	Brandon Smith	4	7	96
Passing TDs	Nathan Stanley	10	8	73
Total Tackles Avg.	Kristian Welch	7.8	8	77
Yards per Pass Attempt	Nathan Stanley	7.4	8	66
Passing Efficiency	Nathan Stanley	132.0	9	72
Points Responsible For Per Game	Keith Duncan	9.4	9	88
Receiving Yards Per Game	Brandon Smith	58.1	9	102
Receiving Yards Per Game	Ihmir Smith-Marsette	57.9	10	103
Receptions Per Game	Nico Ragaini	3.9	10	146
Receiving Yards	Ihmir Smith-Marsette	463	11	120
Rush Yards Per Carry	Mekhi Sargent	4.5	11	115
All Purpose Yards Per Game	Ihmir Smith-Marsette	88.1	12	127
Combined Kick Returns	Ihmir Smith-Marsette	199	12	108
Points Responsible For	Nathan Stanley	66	12	122
Receptions Per Game	Ihmir Smith-Marsette	3.8	12	158
Rushing Yards	Mekhi Sargent	443	12	133
Yards per Reception	Ihmir Smith-Marsette	15.4	12	103
Rushing Yards Per Game	Mekhi Sargent	55.4	13	132
Points Responsible For Per Game	Nathan Stanley	8.3	14	119
Rushing TDs	Mekhi Sargent	4	16	145
Receiving TDs	Ihmir Smith-Marsette	3	17	156
Receiving Yards	Brandon Smith	407	17	168

TEAM	STAT	BIG TEN	NCAA
4th Down Conversion Pct Defense	28.6	1	6
Fewest Penalty Yards	279	1	4
Fewest Penalty Yards Per Game	35	1	5
Red Zone Offense	96.3	1	6
First Downs Allowed	111	2	2
Fumbles Lost	3	2	13
Kickoff Return Defense Avg.	16.8	2	10
Fewest Penalties	36	3	7
Fewest Penalties Per Game	4.5	3	8
Punt Returns Avg.	9.6	3	43
Rushing Defense Avg.	87.8	3	8
Scoring Defense	10.1	3	3
Time of Possession	34:20	3	7
Total Defense Avg.	265.9	3	6
Turnovers Lost	8	3	13
4th Down Conversion Pct	68.8	4	23
Passing Offense	246.9	4	53
3rd Down Conversion Pct	42.5	5	40
Tackles for Loss Allowed	5.5	5	53
Team Passing Efficiency Defense	110.4	5	13
3rd Down Conversion Pct Defense	0.33	6	27
Kickoff Return Avg.	22.1	6	46
Passes Had Intercepted	5	6	33
Passing Yards Allowed Avg.	178.1	6	12
Turnover Margin Avg.	0.25	6	47
Total Offense Avg.	392.6	7	81
Completion Percentage	60.7	8	66
Net Punting Avg.	38.7	8	57
Passing Yards per Completion	12	8	73
Sacks Allowed Avg.	2.3	8	80
First Downs Gained	167	9	89
Rushing Offense Avg.	145.8	9	86
Team Passing Efficiency	130.1	9	84
Fumbles Recovered	4	10	82
Passes Intercepted	6	10	76
Punt Return Defense Avg.	7.5	10	71
Red Zone Defense	84.6	10	82
Team Sacks	2	10	74
Scoring Offense	24.4	11	97
Turnovers Gained	10	11	94
Team Tackles for Loss Avg.	4.4	13	115

HAWK TALK WITH KIRK FERENTZ

Head Coach Kirk Ferentz is featured on “Hawk Talk with Kirk Ferentz” each week during the regular season. The radio call-in show is hosted by Gary Dolphin, the play-by-play voice of the Iowa Hawkeyes. The show airs live each Wednesday at 6:30 p.m. from VUE Rooftop at the Hilton Garden Inn in Iowa City.

REINVENTING THE STADIUM WAVE

The University of Iowa football program received the prestigious 2017 Disney Sports Spirit Award after launching a heart-warming tradition at its home games last season that touched the lives of scores of young patients at the University’s Stead Family Children’s Hospital.

In a tradition that started at the 2017 season opener, fans inside Kinnick Stadium and patients and families inside the UI Stead Family Children’s Hospital exchange waves at the end of the first quarter of each home game.

The UI Stead Family Children’s Hospital opened in 2017. It is connected to the south end of the University of Iowa Hospitals and Clinics and overlooks Kinnick Stadium from the southeast grandstands. During Iowa football home games, patients and their families can watch the game from the top floor (Level 12), one of the highest vantage points in Iowa City.

IOWA LEADERSHIP GROUP

The University of Iowa football program includes 19 student-athletes – 18 seniors and one junior. The Leadership Group assists in formulating team policies and is involved in team decision-making throughout the year. Players were selected by team vote.

The group consists of seniors Drew Cook, Wes Dvorak, Amani Jones, Cedrick Lattimore, John Milani, Michael Ojemudia, Landan Paulsen, Levi Paulsen, Colten Rastetter, Brady Reiff, Brady Ross, Ryan Schmidt, Nate Stanley, Jackson Subbert, Nate Vejvoda, Kristian Welch, Nate Wieting, and Devonte Young, and junior Toren Young.

BACK ON CAMPUS

Four former players are on the University of Iowa football staff in 2019. Brian Ferentz, a three-year letterman from 2003-05, is in his eighth year on staff, his third as offensive coordinator.

LeVar Woods, a three-year letterman from 1998-2000, enters his 12th year on the Iowa staff. Woods was named Special Teams Coordinator in 2017. He coached tight ends from 2015-17 and linebackers from 2012-14. He rejoined the program as an administrative assistant in 2008.

Kelvin Bell joined the Iowa program as a defensive lineman in 2000, but had his career cut short due to injury. He returned to the program as a graduate assistant and served as director of on-campus recruiting from 2012-13. He was named recruiting coordinator and defensive assistant coach in February, 2016, and was named defensive line coach in 2019.

Broderick Binns, a four-year letterman from 2008-11, was named director of player development in April, 2016. Binns previously served as a graduate assistant in 2014 and 2015, working with Hawkeye special teams.



2019 STATISTICAL COMPARISON

	IOWA	WIS
Scoring Average	24.4	35.6
Scoring Defense	10.1	11.4
Rushing Yards	145.8	216.4
Passing Yards	246.9	195.8
Total Offense	392.6	412.1
Rushing Defense	87.8	84.1
Passing Defense	178.1	139.4
Defense	265.9	223.5
Punt Return Average	9.6	8.9
KO Return Average	22.1	22.9
Turnover Margin	+2	+5

PRONUNCIATION GUIDE

Head Coach Kirk Ferentz	FAIR-ints
Asst. Coach Brian Ferentz	FAIR-ints
Asst. Coach Tim Polasek	PAWL-uh-seck
Lucas Amaya	AH-MAY-ah
Djimon Colbert	JYE-mun
Dallas Craddieth	CRAD-ith
Spencer Daufeldt	DAW-feld
Nick DeJong	dee-YOUNG
Tyler Endres	AUN-drez
A.J. Epenesa	EPP-uh-NESS-uh
Ryan Gersonde	gir-SAUN-day
Jermari Harris	jir-MAR-ee
Alaric Jackson	AH-lair-ick
Dalles Jacobus	DALLAS juh-COE-bus
Yahweh Jeudy	YAW-way JUDY
Connor Kapisak	KAP-uh-sak
Jake Karchinski	kar-CHIN-ski
Jack Koerner	KERN-ir
Tommy Kujawa	KOO-yah-vuh
Keontae Lockett	key-AUN-tae
Henry Marchese	mar-CASE
Taajhir McCall	TAA-zjheer
Daraun McKinney	DAY-ron
Kaevon Merriweather	KAY-vohn
Josiah Miamen	me-AUH-mun
John Milani	muh-LON-ee
Nick Niemann	KNEE-mun
Daviyon Nixon	DAVE-ee-un
Michael Ojemudia	oh-jay-MOO-dee-uh
Alex Padilla	puh-DEE-ah
Turner Pallissard	PAL-is-ard
Spencer Petras	PEE-tris
Monte Pottebaum	POT-uh-bomb
Nico Ragaini	ruh-GAIN-ee
Colten Rastatter	RASS-tet-ir
Brady Reiff	REEF
Mekhi Sargent	MUH-kye
Kyler Schott	SHOT
Austin Schulte	SHUL-tee
Bryce Schulte	SHUL-tee
Quinn Schulte	SHUL-tee
Ihmir Smith-Marsette	AH-meer Smith MAR-set
Austin Spiewak	SPEE-wack
Jackson Subbert	SUE-birt
Nate Vejvoda	vay-VO-duh
Nate Wieting	WHEAT-ing

BIG TEN BOWL GAMES SINCE 2001

Iowa earned bowl eligibility with its 20-0 win at Northwestern on Oct. 26. The Hawkeyes have been bowl eligible 18 times in the last 19 seasons. Iowa has posted an 8-8 bowl record under head coach Kirk Ferentz, most recently defeating No. 18 Mississippi State, 27-22, at the 2019 Outback Bowl. Since the 2001 season, only Ohio State and Wisconsin have won more bowl games (including the FBS championship game), than Iowa. The following is the record for Big Ten teams in bowl games since 2001:

Team	Record	Pct.	Team	Record	Pct.
Ohio State	10-7	.588	Nebraska	6-8	.429
Wisconsin	9-8	.529	Maryland	5-5	.500
IOWA	8-8	.500	Purdue	4-6	.400
Penn State	7-8	.467	Northwestern	4-7	.364
Rutgers	6-3	.667	Michigan	4-11	.267
Michigan State	6-7	.462	Illinois	2-3	.400
Minnesota	6-7	.462	Indiana	0-3	.000

HAWKEYE LEGACIES

Iowa has seven players on its 2019 roster whose father played for the Hawkeyes: TE Drew Cook (Marv, 1985-88), DL A.J. Epenesa (Epenesa, 1997), DE Joe Evans (Spence, 1989), DB Thomas Hartlieb (Jim, 1989-92), WR Henry Marchese (John, 1985), DE Nathan Nelson (Jeff, 1990-92), and QB Ryan Schmidt (Rick, 1984-85).

Iowa has two sets of the brothers on the team: OL Landan Paulsen and OL Levi Paulsen, and TE Bryce Schulte and WR Quinn Schulte.

Iowa has three players whose brothers played at Iowa: LB Nick Niemann (Ben in 2014-17), FB Johnny Plewa (Macon in 2013-15), and DL Brady Reiff (Riley in 2008-11).

LS Austin Spiewak is the grandson of Gary Grouwinkel, who played for Iowa in the 1957 and 1959 Rose Bowl games.

LB Dillon Doyle is the son of head strength and conditioning coach Chris Doyle.

TRUE FRESHMEN STARTERS SINCE 1999

Since 1999, Kirk Ferentz's first year as Iowa head coach, 25 true freshmen have started for the Hawkeyes.

2019 Dane Belton, DB (1 games)	2010 Marcus Coker, RB (2 Games)
	2010 James Morris, LB (4 Games)
2018 Riley Moss, CB (6 games)	
2018 Julius Brents, CB (5 games)	2009 Brandon Wegher, RB (2 Games)
2017 Matt Hankins, FS (2 games)	2007 Bryan Bulaga, LG (5 games)
2017 Ihmir Smith-Marsette, WR (3 games)	2006 Dominique Douglas, WR (11 Games)
2017 Tristan Wirfs, OL (7 RT, 1 LT)	2006 A.J. Edds, LB (1 Game)
2016 Manny Rugamba, CB (3 Games)	2003 Mike Jones, LG (7 Games)
	2003 Champ Davis, FB (1 Game)
2015 Jerminic Smith, WR (2 Games)	2000 Benny Sapp, CB (8 Games)
2015 James Daniels, LG (2 Games)	2000 Bob Sanders, SS (4 Games)
	2000 Jonathan Babineaux, FB (3 Games)
2013 Matt VandeBerg, WR (2 Games)	
2013 Desmond King, CB (12 Games)	
2012 Greg Garmon, RB (1 Game)	1999 Fred Barr, LB (6 Games)
2011 Jordan Canzeri, RB (1 Game)	



OVERALL WINS
(all games played as member of B1G)

Coach, Team	Wins	Seasons	Years
1. Woody Hayes, OSU	205	28	1951-78
2. Amos Alonzo Stagg, CHI	199	37	1896-32
3. Bo Schembechler, MICH	194	21	1969-89
4. Joe Paterno, PSU	162	19	1993-11
5. Kirk Ferentz, IOWA	158	21	1999-pr.
6. Hayden Fry, IOWA	143	20	1979-98
7. Henry Williams, MINN	136	22	1900-21
8. Robert Zuppke, ILL	131	29	1913-41
9. Lloyd Carr, MICH	122	13	1995-07
10. Barry Alvarez, WIS	119	18	1990-05

BIG TEN CONFERENCE WINS

Coach, Team	Wins	Seasons	Years
1. Woody Hayes, OSU	153	28	1951-78
2. Bo Schembechler, MICH	143	21	1969-89
3. Amos Alonzo Stagg, CHI	115	37	1896-32
4. Hayden Fry, IOWA	96	20	1979-98
5. Joe Paterno, PSU	95	19	1993-11
6. Kirk Ferentz, IOWA	94	21	1999-pr.
7. Lloyd Carr, MICH	81	13	1995-07
8. Robert Zuppke, ILL	76	29	1913-41
9. Duffy Daugherty, MSU	72	19	1954-72
10. John Cooper	70	13	1988-00

HAWKEYES UNDER FERENTZ

Overall	158-103
vs. ranked teams.....	27-45
vs. unranked teams	130-58
vs. Big Ten teams	94-75
vs. Big Ten teams (home).....	52-29
vs. Big Ten teams (away).....	42-45
vs. Big Ten teams (neutral)	0-1
When rushing for 150 yards or more	101-17
When rushing for 200 yards or more	64-6
When passing for 250 yards or more	46-25
When passing for 300 yards or more	15-8
When Iowa player rushes for 100 yards	89-25
When opponent has 100-yard rusher	22-46
When opponent has 300-yard passer	17-13
When scoring 30 points or more.....	88-9
When scoring 20 points or more.....	121-41
When opponent scores 25 points or more.....	19-62
When holding opponent to 10 pts or less	62-2
When Iowa scores first	119-34
When Iowa leads at halftime.....	128-26
When Iowa trails at halftime	23-75
When game is tied at halftime	8-5
When Iowa leads after 3 quarters	134-18
When Iowa trails after 3 quarters.....	17-79
When game is tied after 3 quarters.....	7-6
Games decided by 11 points or more	93-35
Games decided by 10 points or less	52-56
Games decided by 7 points or less	42-53
Games decided by 3 points or less	20-32
When Iowa has a positive turnover margin	95-23
When opponent has a positive turnover margin	23-55
When the turnover margin is equal	36-22
When returning a punt/kickoff for a score	10-6
Overtime games	7-5
When temperature is 50 degrees or above.....	107-75
When temperature is below 50 degrees	48-25
When temperature is over 90 degrees.....	4-4
When raining:.....	13-9

IOWA PROGRAM NOTES

- The Hawkeyes have earned bowl eligibility in 18 of the last 19 seasons. Iowa is 8-8 in bowl games since 2001. Only Ohio State (9) and Wisconsin (8) have more bowl wins among Big Ten teams since 2001. The Hawkeyes are 16-15-1 in 32 bowl games. Iowa has won five January bowl games under Ferentz.
- Iowa is the only school to have two head football coaches since 1979. Hayden Fry took over prior to the 1979 season and coached through the 1998 season, posting a record of 143-89-6. Current coach Kirk Ferentz (156-102) replaced Fry and is in his 21st season in 2019. Ferentz also served as Iowa's offensive line coach from 1981-89 under Fry.
- Iowa played in the Big Ten title game for the first time in program history on Dec. 5, 2015. Iowa earned Big Ten Conference championships in 2002 and 2004 and placed second in 2009. Iowa (8-0, 2002; 8-0, 2015) is one of three Big Ten teams to post a perfect mark in conference play since 1998 (BCS era), joining Michigan State (1) and Ohio State (5).
- Iowa has ranked in the top 10 in the final Associated Press and CNN/USA Today coaches polls five times since 2002, including a ranking of seventh in both polls at the conclusion of the 2009 season. Iowa ranked eighth in 2002, 2003 and 2004. The Hawkeyes finished 2015 ranked ninth in the AP poll and 10th in the USA Today Coaches Poll. In the Big Ten, only Ohio State has more top 10 finishes since 2002.
- Since 1936 when the first AP poll was released, Iowa has appeared in the poll 329 times, the fifth highest total in the Big Ten (Ohio State, Michigan, Wisconsin, and MSU). Iowa has been the top-ranked team in the country 11 times.
- Iowa set a school record with 12 wins in 2015. The Hawkeyes won 11 games in 2002 (11-2), and 2009 (11-2). In 2009, Iowa started 9-0 and won 10 regular season games for just the fourth time in school history.
- Iowa won 10 or more games in three consecutive years (2002-04) for the first time in school history.
- Kirk Ferentz has been named Big Ten Coach of the Year four times (2002, 2004, 2009, 2015) and was named National Coach of the Year in 2002 and 2015. Only Michigan's Bo Schembechler (6) has more conference coach of the year honors. Iowa's Hayden Fry and Penn State's Joe Paterno both won the award three times.
- Iowa has had 10 individual national award winners under head coach Kirk Ferentz. They include Brad Banks (2002 Davey O'Brien, Top Quarterback; 2002 Associated Press National Player of the Year); Dallas Clark (2002 Mackey, Top Tight End); Nate Kaeding (2002 Groza, Top Kicker); Robert Gallery (2003 Outland, Top Lineman); Shonn Greene (2008 Doak Walker, Top Running Back); Brandon Scherff (2014 Outland, Top Lineman), Desmond King (2015 Jim Thorpe), Josey Jewell (2017 Lott IMPACT), T.J. Hockenson (2018, Mackey, Top Tight End).
- Iowa's offensive line earned the Joe Moore Award in 2016, an honor bestowed upon the top offensive line unit in the country.
- Iowa's football record in the 2000 decade was 80-45 (.640), a record that ranks as the best decade in Iowa football history, based on total wins. Iowa posted a record of 77-40-4 (.652) during the 1980's and the Hawkeyes were 62-53-2 (.538) in the 1990's. Iowa is 69-46 (.596) since 2010.

SEEING DOUBLE

Senior offensive linemen Landan and Levi Paulsen started Weeks 1-4, becoming the first set of twin brothers to start for the Hawkeyes since SS Kent Ellis and CB Kevin Ellis in 1980. The last brothers to start in the same game for the Hawkeyes were James and LeShun Daniels. James was Iowa's starting center in the 2016 season opener against Miami (Ohio), and LeShun was Iowa's starting running back.

The Paulsens are the sixth set of twins to play football at the University of Iowa. The offensive linemen from Woodbury High School in Northwest Iowa join the company of Leo and Lloyd Jensvold (1929-30), Harold and Herbert Shoener (1946-47), Kent and Kevin Ellis (1977-80), Aaron and Evan Kooiker (1992), and Shane and Shaun Prater (2008).



HAWKEYES IN THE NFL

Iowa football players have a long tradition of being well prepared for professional football following their college playing careers. Since 2010, 37 Hawkeyes have been selected in the NFL Draft. Today, 32 Hawkeyes are on NFL rosters.



Former Hawkeye, Current NFL Team

- C.J. Beathard, San Francisco 49ers
- Austin Blythe, Los Angeles Rams
- Ike Boettger, Buffalo Bills
- Bryan Bulaga, Green Bay Packer
- Adrian Clayborn, Atlanta Falcons
- James Daniels, Chicago Bears
- Mike Daniels, Green Bay Packers
- Nick Easley, Buffalo Bills PS
- Noah Fant, Denver Broncos
- James Ferentz, New England Patriots
- Jake Gervase, Los Angeles Rams
- Parker Hesse, Tennessee Titans PS
- Anthony Hitchens, Kansas City Chiefs
- T.J. Hockenson, Detroit Lions
- Amani Hooker, Tennessee Titans
- Micah Hyde, Buffalo Bills
- Josh Jackson, Green Bay Packers
- Josey Jewell, Denver Broncos
- Jaleel Johnson, Minnesota Vikings
- Desmond King, Los Angeles Chargers
- Christian Kirksey, Cleveland Browns
- George Kittle, San Francisco 49ers
- Casey Kreiter, Denver Broncos
- Greg Mabin, Cincinnati Bengals PS
- Anthony Nelson, Tampa Bay Buccaneers
- Matt Nelson, Detroit Lions PS
- Ben Niemann, Kansas City Chiefs
- Riley Reiff, Minnesota Vikings
- Ross Reynolds, San Francisco 49ers PS
- Brandon Scherff, Washington Redskins
- Marshal Yanda, Baltimore Ravens

CAPTAINS BY WEEK

- Miami (Ohio): Ojemudia, Ross, Stanley, Welch
- Rutgers: Ojemudia, Ross, Stanley, Welch
- Iowa State: Ojemudia, Ross, Stanley, Welch
- MTSU: Ojemudia, Ross, Stanley, Welch
- Michigan: Ojemudia, Ross, Stanley, Welch
- Penn State: Ojemudia, Ross, Stanley, Welch
- Purdue: Ojemudia, Ross, Stanley, Welch
- Northwestern: Ross, Stanley, Welch, Young

IOWA FOOTBALL AND THE NFL

- The Hawkeyes have had 180 former players in the NFL since 1999, Kirk Ferentz’s first year as head coach (70 draft picks/110 free agents).
- At least one Iowa Hawkeye has been selected in every NFL Draft since 1978 (42 consecutive years).
- TE T.J. Hockenson (eighth overall, Detroit) and TE Noah Fant (20th overall, Denver) became the first tight ends from the same school to be drafted in the first round of a single NFL Draft.
- DB Desmond King (Los Angeles Chargers), LS Casey Kreiter (Denver), TE George Kittle (San Francisco), and OL Marshal Yanda (Baltimore) were named All-Pro in 2018.
- Over the past 17 years, 150-of-175 (86 percent) of Iowa’s senior starters have been drafted in the NFL or signed NFL free agent contracts.
- Over the past 12 years, Iowa has had 44 NFL Draft picks, fourth most in the Big Ten -- Ohio State (63), Wisconsin (45), and Michigan (45). Since 2010, Iowa has had 37 players drafted in the NFL, tied for fourth most in the Big Ten – Ohio State (62), Penn State (39), and Wisconsin (37).
- Iowa has had six first round picks in the last nine NFL drafts -- OL Bryan Bulaga, 2010; DE Adrian Clayborn, 2011; OL Riley Reiff, 2012; OL Brandon Scherff, 2015, TE T.J. Hockenson, TE Noah Fant.
- Iowa had six players drafted in the 2012 NFL Draft, which tied for the most in the Big Ten and tied for fourth in the country.
- Former Hawkeye Marshal Yanda (Baltimore OL) is a seven-time Pro-Bowler (2011-16, 2018) and was named NFL All-Pro in 2012, 2013, 2014, 2015, 2016, and 2018.
- In NFL 2011 regular season statistics, former Hawkeye linebackers Chad Greenway (Minnesota) and Pat Angerer (Indianapolis) finished third and fourth, respectively, in tackles. Greenway was named to the Pro Bowl in 2012 and 2013.
- Three former Hawkeyes were involved in the 2012 Super Bowl. DB Tyler Sash played for the Super Bowl champion New York Giants, while LB Jeff Tarpinian was on the injured reserve roster of the New England Patriots. Former Iowa center Brian Ferentz, now is his seventh year on staff and first as Iowa’s offensive coordinator, was New England’s tight ends coach.
- Former Iowa DB Sean Considine and OL Marshal Yanda won Super Bowl rings with the 2012 Baltimore Ravens in the 2013 Super Bowl.
- Former Iowa LB James Morris (injured reserve) earned a Super Bowl ring with the New England Patriots in 2015. Former TE Tony Moeaki played for the Seattle Seahawks in the same game.
- Former center James Ferentz was a member of the 2016 Super Bowl champion Denver Broncos.
- Former DT Jonathan Babineaux played for the Atlanta Falcons in Super Bowl LI. Former DE Adrian Clayborn and former DB Charles Godfrey were on the Atlanta injured reserve roster.
- Former OL Cole Croston was on the New England Patriots roster in Super Bowl LII. Former C James Ferentz and WR Riley McCarron were on the Patriots practice squad.
- Former DL Adrian Clayborn (active), OL James Ferentz (inactive), WR Riley McCarron (injured reserve), and OL Cole Croston (practice squad) earned Super Bowl rings as members of the New England Patriots in Super Bowl LIII.
- Entering the 2019 season, every Iowa senior starting tight end (14) under Kirk Ferentz has been drafted in the NFL or made an NFL team. The NFL has employed 16 Iowa tight ends since 1999 (11 drafted/5 free agents).
- All 11 members of Iowa’s starting defensive unit in 2008 were either drafted or signed to NFL free agent contracts following the draft.



2019 HONORS

Kirk Ferentz

Preseason Bobby Dodd Trophy Watch List

Keith Duncan

Big Ten Special Teams Player of the Week vs. Iowa State
 One of three Lou Groza Award Stars of the Week vs. Purdue
 One of three Lou Groza Award Stars of the Week vs. Iowa State

A.J. Epenesa

Quarterfinalist for Lott IMPACT Trophy
 Ted Hendricks Award Preseason Watch List
 Nagurski Trophy Preseason Watch List
 Big Ten Conference Preseason Watch List
 Bednarik Award Preseason Watch List
 Lott IMPACT Trophy Watch List
 Polynesian Player of the Year Preseason Watch List
 Preseason Big Ten Defensive Player of the Year by CollegeFootballNews.com
 Preseason first-team All-America by the Associated Press
 Preseason first-team All-America by Sports Illustrated
 Preseason first-team All-America by CollegeFootballNews.com
 Preseason first-team All-America by Athlon Sports
 Preseason second-team All-America by Phil Steele
 Preseason first-team All-Big Ten by CollegeFootballNews.com
 Preseason first-team All-Big Ten by Phil Steele
 Preseason first-team All-Big Ten by Athlon Sports

Chauncey Golston

Preseason third-team All-Big Ten by Athlon Sports

Matt Hankins

Preseason third-team All-Big Ten by Athlon Sports

Alaric Jackson

Outland Trophy Preseason Watch List
 Preseason first-team All-America by CollegeFootballNews.com
 Preseason second-team All-America by Athlon Sports
 Preseason second-team All-America by Phil Steele
 Preseason first-team All-Big Ten by CollegeFootballNews.com
 Preseason first-team All-Big Ten by Phil Steele
 Preseason first-team All-Big Ten by Athlon Sports

D.J. Johnson

Big Ten Co-Freshman of the Week vs. Iowa State

Mekhi Sargent

Doak Walker Award Preseason Watch List
 Preseason fourth-team All-Big Ten by Athlon Sports

Michael Sleep-Dalton

Named to Ray's 8 Watch List vs. Purdue
 Named to Ray's 8 Watch List vs. Rutgers

Ihmir Smith-Marsette

Horning Award Preseason Watch List
 Preseason first-team All-America by Athlon Sports
 Preseason second-team All-America by Phil Steele
 Preseason first-team All-Big Ten by CollegeFootballNews.com
 Preseason first-team All-Big Ten by Phil Steele
 Preseason first-team All-Big Ten by Athlon Sports

Nate Stanley

One of 10 finalists for Johnny Unitas Golden Arm Award
 Walter Camp Player of the Year Preseason Watch List
 Manning Award Preseason Watch List
 Johnny Unitas Golden Arm Award Preseason Watch List
 Maxwell Award Preseason Watch List
 O'Brien Award Preseason Watch List
 CFPB Player of the Year Award Preseason Watch List
 Preseason third-team All-Big Ten by Phil Steele
 Preseason fourth-team All-Big Ten by Athlon Sports

FIND THE NFL-ER

The Hawkeyes have had NFL talent on their offensive line in each of Kirk Ferentz's 20 completed seasons. Seventeen Iowa offensive linemen have been selected in the NFL Draft, including four in the first round. Former Hawkeye linemen under Ferentz have combined for 10 Pro Bowl appearances. Below is a list of players, by year, that played on the Hawkeyes' offensive line prior to joining the NFL.

Year	Player	NFL Service		
1999	Bruce Nelson	2003-05	2008	Kyle Calloway 2010
1999	Eric Steinbach	2003-11	2008	Seth Olsen 2009-12
2000	Sam Aiello	2004	2008	J. Vandervelde 2011-16
2000	Robert Gallery	2004-11	2009	Bryan Bulaga 2010-pr.
2000	Bruce Nelson	2003-05	2009	Kyle Calloway 2010
2000	David Porter	2003-04	2009	Adam Gettis 2012-pr.
2000	Eric Steinbach	2003-11	2009	Riley Reiff 2012-pr.
2001	Robert Gallery	2004-11	2009	J. Vandervelde 2011-16
2001	Bruce Nelson	2003-05	2010	James Ferentz 2014-pr.
2001	David Porter	2003-04	2010	Adam Gettis 2012-pr.
2001	Eric Steinbach	2003-11	2010	Riley Reiff 2012-pr.
2002	Robert Gallery	2004-11	2010	J. Vandervelde 2011-16
2002	Bruce Nelson	2003-05	2010	Markus Zusevics 2012-13
2002	David Porter	2003-04	2011	James Ferentz 2014-pr.
2002	Eric Steinbach	2003-11	2011	Adam Gettis 2012-pr.
2003	Sam Aiello	2004	2011	Riley Reiff 2012-pr.
2003	Brian Ferentz	2007	2011	Brandon Scherff 2015-pr.
2003	Robert Gallery	2004-11	2011	Matt Tobin 2013-18
2003	Mike Jones	2007-08	2011	Markus Zusevics 2012-13
2003	Pete McMahon	2005-06	2012	Connor Boffeli 2014-15
2003	Eric Rothwell	2004	2012	James Ferentz 2014-pr.
2004	Mike Elgin	2007-08	2012	Austin Blythe 2016-pr.
2004	Brian Ferentz	2007	2012	Andrew Donnal 2015-pr.
2004	Mike Jones	2007-08	2012	Brandon Scherff 2015-pr.
2004	Pete McMahon	2005-06	2012	Matt Tobin 2013-18
2005	Mike Elgin	2007-08	2013	Austin Blythe 2016-pr.
2005	Brian Ferentz	2007	2013	Connor Boffeli 2014-15
2005	Mike Jones	2007-08	2013	Brandon Scherff 2015-pr.
2005	Seth Olsen	2009-12	2014	Austin Blythe 2016-pr.
2005	Marshal Yanda	2007-pr.	2014	Andrew Donnal 2015-pr.
2006	Mike Elgin	2007-08	2014	Brandon Scherff 2015-pr.
2006	Mike Jones	2007-08	2015	Austin Blythe 2016-pr.
2006	Seth Olsen	2009-12	2015	Cole Croston 2017-pr.
2006	Marshal Yanda	2007-pr.	2015	James Daniels 2018-pr.
2007	Bryan Bulaga	2010-pr.	2016	Cole Croston 2017-pr.
2007	Kyle Calloway	2010	2016	James Daniels 2018-pr.
2007	Seth Olsen	2009-12	2017	James Daniels 2018-pr.
2007	J. Vandervelde	2011-16	2017	Ike Boettger 2018-pr.
2008	Rob Bruggeman	2009-11	2018	Keegan Render 2019
2008	Bryan Bulaga	2010-pr.		



2019 HONORS

Geno Stone

Preseason second-team All-Big Ten by Athlon Sports
Preseason third-team All-Big Ten by Phil Steele

Jackson Subbert

Patrick Mannelly Award Preseason Watch List

Kristian Welch

Preseason fourth-team All-Big Ten by Phil Steele

Nate Wieting

Mackey Award Preseason Watch List
Preseason fourth-team All-Big Ten by Phil Steele

Tristan Wirfs

Outland Trophy Preseason Watch List
Preseason second-team All-America by CollegeFootballNews.com
Preseason fourth-team All-America by Athlon Sports
Preseason first-team All-Big Ten by CollegeFootballNews.com
Preseason second-team All-Big Ten by Athlon Sports
Preseason fourth-team All-Big Ten by Phil Steele

CONSECUTIVE GAMES, NOT SHUTOUT

School	Games	Last Shutout
Nebraska	293 <i>(26-0 at Arizona State)</i>	Sept. 21, 1996
IOWA	227 <i>(31-0 at Illinois)</i>	Oct. 14, 2000
Indiana	216 <i>(58-0 at Michigan)</i>	Oct. 14, 2000
Penn State	215 <i>(20-0 vs. Michigan)</i>	Oct. 6, 2001
Purdue	74 <i>(56-0 vs. Ohio State)</i>	Nov. 2, 2013
Michigan	70 <i>(31-0 at Notre Dame)</i>	Sept. 6, 2014
Wisconsin	61 <i>(59-0 vs. Ohio State)</i>	Dec. 6, 2014
Ohio State	36 <i>(31-0 vs. Clemson, CFP Semifinal)</i>	Dec. 31, 2016
Minnesota	21 <i>(31-0 vs. Wisconsin)</i>	Nov. 25, 2017
Illinois	10 <i>(63-0 vs. Iowa)</i>	Nov. 17, 2018
Maryland	5 <i>(59-0 at Penn State)</i>	Sept. 27, 2019
Rutgers	3 <i>(35-0 at Indiana)</i>	Oct. 12, 2019
Michigan State	1 <i>(38-0 at Wisconsin)</i>	Oct. 12, 2019
Northwestern	1 <i>(20-0 vs. Iowa)</i>	Oct. 26, 2019

INSTANT REPLAY

Game (Rvs)	Reviewed Play (Confirmed/Reversed)
Miami (1)	Miami first down reversed
Rutgers (0)	
Iowa State (2)	Iowa State completed pass confirmed Iowa State fumble confirmed
MTSU (2)	MTSU completed pass confirmed Goodson TD rush reversed
Michigan (1)	Iowa first down confirmed
Penn State (5)	Penn State touchdown confirmed Penn State touchdown reversed Nate Stanley incomplete pass confirmed Penn State targeting reversed Iowa touchdown confirmed
Purdue (1)	Purdue fumble confirmed
Northwestern (1)	Sam LaPorta reception reversed





IOWA FOOTBALL

32 Bowl Games 11 Big Ten Championships 27 Consensus All-Americans 14 CFB Hall of Fame Inductees

Date	Opponent	Score	Overall Record	Conference Record	Time	Attend
Aug. 31	Miami (Ohio)	W, 38-14	1-0	0-0	3:05	69,250
Sept. 7	* Rutgers	W, 30-0	2-0	1-0	3:06	61,808
Sept. 14	\$ at Iowa State	W, 18-17	3-0	1-0	5:53	61,500
Sept. 28	Middle Tennessee	W, 48-3	4-0	1-0	3:06	63,706
Oct. 5	* at #18/19 Michigan	L, 3-10	4-1	1-1	3:26	111,519
Oct. 12	* #10/9 Penn State	L, 12-17	4-2	1-2	3:26	69,034
Oct. 19	* Purdue	W, 26-20	5-2	2-2	3:13	69,250
Oct. 26	* at Northwestern	W, 20-0	6-2	3-2	2:52	42,104
Nov. 9	* at Wisconsin					
Nov. 16	* Minnesota					
Nov. 23	* Illinois					
Nov. 29	* at Nebraska					

* -- Big Ten Conference game

\$ Iowa Corn Cy-Hawk Series

ALL PURPOSE YARDS

All Purpose	g	rush	rcv	pr	kr	ir	total	avg/g
Smith-Marsette	8	43	463	0	199	0	705	88.1
Sargent, Mekhi	8	443	139	0	0	0	582	72.8
Goodson, Tyler	8	316	137	0	0	0	453	56.6
Smith, Brandon	7	0	407	0	0	0	407	58.1
Ragaini, Nico	8	2	284	96	0	0	382	47.8
Young, Toren	8	357	7	0	0	0	364	45.5
Tracy, Tyrone	8	14	306	0	0	0	320	40.0
Beyer, Shaun	8	0	68	0	0	0	68	8.5
Wieting, Nate	7	0	64	0	0	0	64	9.1
Kelly-Martin, I.	4	23	25	0	0	0	48	12.0
LaPorta, Sam	7	0	43	0	0	0	43	6.1
Martin, Oliver	7	5	28	0	0	0	33	4.7
Ojemudia, M.	8	0	0	0	0	11	11	1.4
Stone, Geno	8	0	0	8	0	0	8	1.0
Moss, Riley	4	0	0	0	0	7	7	1.8
Ross, Brady	8	3	4	0	0	0	7	0.9
Colbert, Djimon	8	0	0	0	0	6	6	0.8
Golston, C	8	0	0	0	0	3	3	0.4
Cooper, Max	3	0	0	2	0	0	2	0.7
Petras, Spencer	3	1	0	0	0	0	1	0.3
Stanley, Nate	8	-18	0	0	0	0	-18	-2.2
Team	3	-23	0	0	0	0	-23	-7.7
Total	8	1166	1975	106	199	27	3473	434.1
Opponents	8	702	1425	60	302	31	2520	315.0



Iowa Hawkeye Football
IOWA Overall Team Statistics (as of Oct 29, 2019)
All games

Team Statistics	IOWA	OPP
SCORING	195	81
Points Per Game	24.4	10.1
Points Off Turnovers	23	23
FIRST DOWNS	167	111
Rushing	67	39
Passing	89	68
Penalty	11	4
RUSHING YARDAGE	1166	702
Yards gained rushing	1397	863
Yards lost rushing	231	161
Rushing Attempts	301	229
Average Per Rush	3.9	3.1
Average Per Game	145.8	87.8
TDs Rushing	10	2
PASSING YARDAGE	1975	1425
Comp-Att-Int	165-272-5	143-248-6
Average Per Pass	7.3	5.7
Average Per Catch	12.0	10.0
Average Per Game	246.9	178.1
TDs Passing	10	7
TOTAL OFFENSE	3141	2127
Total Plays	573	477
Average Per Play	5.5	4.5
Average Per Game	392.6	265.9
KICK RETURNS: #-Yards	9-199	18-302
PUNT RETURNS: #-Yards	11-106	8-60
INT RETURNS: #-Yards	6-27	5-31
KICK RETURN AVERAGE	22.1	16.8
PUNT RETURN AVERAGE	9.6	7.5
INT RETURN AVERAGE	4.5	6.2
FUMBLES-LOST	5-3	7-4
PENALTIES-Yards	36-279	48-407
Average Per Game	34.9	50.9
PUNTS-Yards	35-1474	56-2351
Average Per Punt	42.1	42.0
Net punt average	38.7	38.3
KICKOFFS-Yards	45-2539	21-1259
Average Per Kick	56.4	60.0
Net kick average	41.4	41.0
TIME OF POSSESSION/Game	34:21	25:39
3RD-DOWN Conversions	54/126	37/112
3rd-Down Pct	43%	33%
4TH-DOWN Conversions	11/16	2/7
4th-Down Pct	69%	29%
SACKS BY-Yards	16-88	18-165
MISC YARDS	0	0
TOUCHDOWNS SCORED	20	9
FIELD GOALS-ATTEMPTS	19-22	6-8
ON-SIDE KICKS	0-0	0-2
RED-ZONE SCORES	(26-27) 96%	(11-13) 85%
RED-ZONE TOUCHDOWNS	(16-27) 59%	(6-13) 46%
PAT-ATTEMPTS	(18-18) 100%	(9-9) 100%
ATTENDANCE	333048	215123
Games/Avg Per Game	5/66610	3/71708
Neutral Site Games		0/0

Score by Quarters	1st	2nd	3rd	4th	OT	Total
IOWA	46	42	48	59	0	195
Opponents	17	21	13	30	0	81

Iowa Hawkeye Football
IOWA Overall Individual Statistics (as of Oct 29, 2019)
All games

Rushing	gp	att	gain	loss	net	avg	td	lg	avg/g
Sargent,Mekhi	8	98	453	10	443	4.5	4	22	55.4
Young,Toren	8	62	366	9	357	5.8	1	52	44.6
Goodson, Tyler	8	64	335	19	316	4.9	1	29	39.5
Smith-Marsette	8	5	44	1	43	8.6	1	16	5.4
Kelly-Martin,I.	4	6	23	0	23	3.8	0	9	5.8
Tracy,Tyrone	8	2	14	0	14	7.0	0	9	1.8
Martin, Oliver	7	1	5	0	5	5.0	0	5	0.7
Ross,Brady	8	6	7	4	3	0.5	1	3	0.4
Ragaini,Nico	8	1	2	0	2	2.0	0	2	0.2
Petras,Spencer	3	1	1	0	1	1.0	1	1	0.3
Pallissard, T.	4	1	0	0	0	0.0	0	0	0.0
Pottebaum, M.	7	1	0	0	0	0.0	0	0	0.0
Stanley,Nate	8	48	147	165	-18	-0.4	1	16	-2.2
Team	3	5	0	23	-23	-4.6	0	0	-7.7
Total	8	301	1397	231	1166	3.9	10	52	145.8
Opponents	8	229	863	161	702	3.1	2	18	87.8

Passing	gp	effic	comp-att-int	pct	yds	td	lg	avg/g
Stanley,Nate	8	131.98	159-262-5	60.7	1950	10	58	243.8
Petras,Spencer	3	81.00	6-10-0	60.0	25	0	9	8.3
Total	8	130.11	165-272-5	60.7	1975	10	58	246.9
Opponents	8	110.40	143-248-6	57.7	1425	7	73	178.1

Receiving	gp	no.	yds	avg	td	lg	avg/g
Smith,Brandon	7	33	407	12.3	4	34	58.1
Ragaini,Nico	8	31	284	9.2	0	45	35.5
Smith-Marsette	8	30	463	15.4	3	58	57.9
Goodson, Tyler	8	19	137	7.2	0	31	17.1
Tracy,Tyrone	8	17	306	18.0	2	50	38.2
Sargent,Mekhi	8	13	139	10.7	0	41	17.4
Wieting,Nate	7	6	64	10.7	0	25	9.1
Beyer,Shaun	8	5	68	13.6	0	27	8.5
Martin, Oliver	7	5	28	5.6	1	9	4.0
LaPorta, Sam	7	2	43	21.5	0	41	6.1
Kelly-Martin,I.	4	2	25	12.5	0	25	6.2
Young,Toren	8	1	7	7.0	0	7	0.9
Ross,Brady	8	1	4	4.0	0	4	0.5
Total	8	165	1975	12.0	10	58	246.9
Opponents	8	143	1425	10.0	7	73	178.1

Punt Returns	no.	yds	avg	td	lg
Ragaini,Nico	9	96	10.7	0	17
Cooper,Max	1	2	2.0	0	2
Stone,Geno	1	8	8.0	0	8
Total	11	106	9.6	0	17
Opponents	8	60	7.5	0	36

Interceptions	no.	yds	avg	td	lg
Ojemudia,M.	2	11	5.5	0	14
Golston,C	1	3	3.0	0	3
Stone,Geno	1	0	0.0	0	0
Moss,Riley	1	7	7.0	0	7
Colbert,Djimon	1	6	6.0	0	6
Total	6	27	4.5	0	14
Opponents	5	31	6.2	0	27

Kick Returns	no.	yds	avg	td	lg
Smith-Marsette	9	199	22.1	0	37
Total	9	199	22.1	0	37
Opponents	18	302	16.8	0	38

Fumble Returns	no.	yds	avg	td	lg
Total	0	0	0.0	0	0
Opponents	1	15	15.0	0	15

Iowa Hawkeye Football
IOWA Overall Individual Statistics (as of Oct 29, 2019)
All games

Scoring	td	fg	PAT				dxp	saf	pts
			kick	rush	rcv	pass			
Duncan, Keith	-	19-22	18-18	-	-	-	-	-	75
Sargent, Mekhi	4	-	-	-	-	-	-	-	24
Smith, Brandon	4	-	-	-	-	-	-	-	24
Smith-Marsette	4	-	-	-	-	-	-	-	24
Tracy, Tyrone	2	-	-	-	-	-	-	-	12
Martin, Oliver	1	-	-	-	-	-	-	-	6
Petras, Spencer	1	-	-	-	-	-	-	-	6
Stanley, Nate	1	-	-	-	-	0-2	-	-	6
Goodson, Tyler	1	-	-	-	-	-	-	-	6
Young, Toren	1	-	-	-	-	-	-	-	6
Ross, Brady	1	-	-	-	-	-	-	-	6
Total	20	19-22	18-18	-	-	0-2	-	-	195
Opponents	9	6-8	9-9	-	-	-	-	-	81

Total Offense	g	plays	rush	pass	total	avg/g
Stanley, Nate	8	310	-18	1950	1932	241.5
Sargent, Mekhi	8	98	443	0	443	55.4
Young, Toren	8	62	357	0	357	44.6
Goodson, Tyler	8	64	316	0	316	39.5
Smith-Marsette	8	5	43	0	43	5.4
Petras, Spencer	3	11	1	25	26	8.7
Kelly-Martin, I.	4	6	23	0	23	5.8
Tracy, Tyrone	8	2	14	0	14	1.8
Martin, Oliver	7	1	5	0	5	0.7
Ross, Brady	8	6	3	0	3	0.4
Ragaini, Nico	8	1	2	0	2	0.2
Team	3	5	-23	0	-23	-7.7
Total	8	573	1166	1975	3141	392.6
Opponents	8	477	702	1425	2127	265.9

Field Goals	fg	pct.	01-19	20-29	30-39	40-49	50-99	lg	blk
Duncan, Keith	19-22	86.4	1-1	5-5	3-4	10-12	0-0	49	0

FG Sequence	IOWA	Opponents
MIAMI	(21)	-
RUTGERS	(46),(19),(43)	-
Iowa State	(25),(40),(42),(39)	(26)
Middle Tennessee	(49),39,(42)	(43)
Michigan	(22)	(28),58,34
PENN STATE	(47),44,(24)	(33)
PURDUE	(30),(44),(42),(38)	(27),(36)
Northwestern	46,(40),(28)	-

Punting	no.	yds	avg	lg	tb	fc	i20	50+	blk
Sleep-Dalton, M	35	1474	42.1	63	3	13	11	8	0
Total	35	1474	42.1	63	3	13	11	8	0
Opponents	56	2351	42.0	69	5	21	22	11	0

Kickoffs	no.	yds	avg	tb	ob	retn	net	ydln
Shudak, Caleb	45	2539	56.4	15	1			
Total	45	2539	56.4	15	1	16.8	41.4	23
Opponents	21	1259	60.0	8	1	22.1	41.0	24

Numbers in (parentheses) indicate field goal was made.

Iowa Hawkeye Football
IOWA Overall Defensive Statistics (as of Oct 29, 2019)
All games

#	Defensive Leaders	gp	Tackles				tfl/yds	Sacks no-yds	Pass defense			Fumbles		blkd	
			ua	a	tot				int-yds	brup	qbh	rcv-yds	ff	kick	saf
34	Welch, Kristian	6	22	25	47	3.0-9	1.0-3	.	1	1
8D	Koerner, Jack	8	23	20	43	.	.	.	4	.	1-0	1	.	.	.
32	Colbert, Djimon	8	23	17	40	1.5-2	.	1-6	3
9	Stone, Geno	8	27	12	39	1.0-1	.	1-0	2	1	1-0	2	.	.	.
57	Golston, C	8	19	12	31	7.5-21	2.0-10	1-3	.	6
11	Ojemudia, M.	8	18	10	28	.	.	2-11	6
8	Hankins, Matt	5	16	9	25	0.5-0	.	.	3
95	Lattimore, C.	8	12	12	24	3.0-18	2.5-15	.	.	2
49	Niemann, Nick	8	10	14	24	1.5-10	.	.	.	2
94	Epenesa, A.J.	8	12	9	21	3.5-23	3.5-23	.	3	8
54	Nixon, Daviyon	8	13	8	21	5.5-19	3.0-10	.	1	5
43	Doyle, Dillon	8	9	7	16	0.5-2	.	.	.	1	.	1	.	.	.
91	Reiff, Brady	5	6	9	15	0.5-2	0.5-2	.	1	1
2B	Johnson, D.J.	6	10	3	13	.	.	.	2
4A	Belton, Dane	3	6	7	13	1.0-2
7A	Schulte, Austin	8	2	8	10	1.0-2	.	.	.	1
44	Benson, Seth	8	4	5	9
16	Roberts, Terry	8	2	7	9
52	Jones, Amani	8	4	3	7	1.0-11	1.0-11
17	Young, Devonte	8	6	1	7	1-0
97	VanValkenburg	7	2	4	6
35	Wade, B.	8	1	5	6	0.5-1
31	Campbell, Jack	6	2	3	5
26	Merriweather, K.	2	2	3	5
99	Shannon, Noah	5	2	2	4	1-0	1	.	.	.
1C	Milani, John	8	1	2	3
1	Dvorak, Wes	8	.	3	3
33	Moss, Riley	4	2	.	2	1.0-1	.	1-7	2
27	Harris, Jermari	2	2	.	2
13	Evans, Joe	3	1	1	2	1.5-7	1.5-7	.	.	1
68	Paulsen, Landan	8	1	.	1
12	Smith, Brandon	7	.	1	1
3	Tracy, Tyrone	8	1	.	1
36	Ross, Brady	8	1	.	1
92	Waggoner, John	6	1	.	1	1.0-7	1.0-7
4	Stanley, Nate	8	1	.	1
3C	Marchese, Henry	6	.	1	1
50	Subbert, J.	8	.	1	1
Total		8	264	224	488	35-138	16-88	6-27	28	29	4-0	5	.	.	.
Opponents		8	338	244	582	44-220	18-165	5-31	26	24	3-15	3	.	.	.

Iowa Hawkeye Football
IOWA Red-Zone Results (as of Oct 29, 2019)
All games

IOWA Inside Opponent Red-Zone

Date	Opponent	Score	Times In RZ	Times Scored	Total Pts	Rush TDs	Pass TDs	FGs Made	Failed to score inside RZ							
									FGA	Down	Int	Fumb	Half	Game		
Aug 31, 2019	MIAMI	W 38-14	6	6	38	5	2	3	1	0	0	0	0	0	0	0
Sep 07, 2019	RUTGERS	W 30-0	3	3	13	1	0	1	2	0	0	0	0	0	0	0
Sep 14, 2019	at Iowa State	W 18-17	2	2	9	1	1	0	1	0	0	0	0	0	0	0
Sep 28, 2019	MIDDLE TENNESSEE	W 48-3	6	6	42	6	4	2	0	0	0	0	0	0	0	0
Oct 05, 2019	at Michigan	L 3-10	1	1	3	0	0	0	1	0	0	0	0	0	0	0
Oct 12, 2019	PENN STATE	L 12-17	2	2	6	0	0	0	2	0	0	0	0	0	0	0
Oct 19, 2019	PURDUE	W 26-20	4	4	20	2	2	0	2	0	0	0	0	0	0	0
Oct 26, 2019	at Northwestern	W 20-0	3	2	10	1	1	0	1	1	0	0	0	0	0	0
Totals			27	26	141	16	10	6	10	1	0	0	0	0	0	0
26 of 27 (96.3%)																

Opponents Inside IOWA Red-Zone

Date	Opponent	Score	Times In RZ	Times Scored	Total Pts	Rush TDs	Pass TDs	FGs Made	Failed to score inside RZ							
									FGA	Down	Int	Fumb	Half	Game		
Aug 31, 2019	MIAMI	W 38-14	2	2	14	2	0	2	0	0	0	0	0	0	0	0
Sep 07, 2019	RUTGERS	W 30-0	0	0	0	0	0	0	0	0	0	0	0	0	0	0
Sep 14, 2019	at Iowa State	W 18-17	1	1	3	0	0	0	1	0	0	0	0	0	0	0
Sep 28, 2019	MIDDLE TENNESSEE	W 48-3	0	0	0	0	0	0	0	0	0	0	0	0	0	0
Oct 05, 2019	at Michigan	L 3-10	3	2	10	1	1	0	1	1	0	0	0	0	0	0
Oct 12, 2019	PENN STATE	L 12-17	2	2	10	1	1	0	1	0	0	0	0	0	0	0
Oct 19, 2019	PURDUE	W 26-20	5	4	20	2	0	2	2	0	0	0	1	0	0	0
Oct 26, 2019	at Northwestern	W 20-0	0	0	0	0	0	0	0	0	0	0	0	0	0	0
Totals			13	11	57	6	2	4	5	1	0	0	1	0	0	0
11 of 13 (84.6%)																

Iowa Hawkeye Football

IOWA Combined Team Statistics (as of Oct 29, 2019)

Conference games

Date	Opponent	Score	Att.
* Sep 07, 2019	RUTGERS	W 30-0	61808
* Oct 05, 2019	at #18 Michigan	L 3-10	111519
* Oct 12, 2019	#10 PENN STATE	L 12-17	69034
* Oct 19, 2019	PURDUE	W 26-20	69250
* Oct 26, 2019	at Northwestern	W 20-0	42104

Record:	Overall	Home	Away	Neutral
All games	3-2	2-1	1-1	0-0
Conference	3-2	2-1	1-1	0-0
Non-Conference	0-0	0-0	0-0	0-0

Rushing	gp	att	gain	loss	net	avg	td	lg	avg/g
Sargent,Mekhi	5	57	213	10	203	3.6	2	21	40.6
Goodson, Tyler	5	40	183	16	167	4.2	1	29	33.4
Young,Toren	5	38	171	6	165	4.3	0	31	33.0
Tracy,Tyrone	5	2	14	0	14	7.0	0	9	2.8
Martin, Oliver	4	1	5	0	5	5.0	0	5	1.2
Total	5	172	645	155	490	2.8	3	31	98.0
Opponents	5	161	590	118	472	2.9	2	18	94.4

Team Statistics	IOWA	OPP
FIRST DOWNS	93	68
Rushing	29	25
Passing	55	40
Penalty	9	3
RUSHING YARDAGE	490	472
Rushing Attempts	172	161
Average Per Rush	2.8	2.9
Average Per Game	98.0	94.4
TDs Rushing	3	2
PASSING YARDAGE	1229	776
Comp-Att-Int	102-178-5	84-159-5
Average Per Pass	6.9	4.9
Average Per Catch	12.0	9.2
Average Per Game	245.8	155.2
TDs Passing	5	3
TOTAL OFFENSE	1719	1248
Average Per Play	4.9	3.9
Average Per Game	343.8	249.6
KICK RETURNS: #-Yards	5-125	13-220
PUNT RETURNS: #-Yards	8-75	7-60
INT RETURNS: #-Yards	5-13	5-31
FUMBLES-LOST	4-2	5-2
PENALTIES-Yards	24-212	26-237
PUNTS-AVG	28-41.9	37-42.1
TIME OF POSSESSION/Game	33:34	26:26
3RD-DOWN Conversions	25/77	27/79
4TH-DOWN Conversions	7/11	1/5

Passing	gp	effic	comp-att-int	pct	yds	td	lg	avg/g
Stanley,Nate	5	120.97	99-172-5	57.6	1221	5	58	244.2
Petras,Spencer	1	61.20	3-6-0	50.0	8	0	9	8.0
Total	5	118.95	102-178-5	57.3	1229	5	58	245.8
Opponents	5	93.76	84-159-5	52.8	776	3	54	155.2

Interceptions	no.	yds	avg	td	lg
Stone,Geno	1	0	0.0	0	0
Colbert,Djimon	1	6	6.0	0	6
Golston,C	1	3	3.0	0	3
Ojemudia,M.	1	-3	-3.0	0	0
Moss,Riley	1	7	7.0	0	7

Receiving	gp	no.	yds	avg	td	lg	avg/g
Ragaini,Nico	5	23	157	6.8	0	18	31.4
Smith,Brandon	4	20	259	12.9	1	34	64.8
Smith-Marsette	5	19	322	16.9	2	58	64.4
Tracy,Tyrone	5	12	184	15.3	2	50	36.8
Goodson, Tyler	5	12	115	9.6	0	31	23.0
Sargent,Mekhi	5	6	49	8.2	0	22	9.8
Wieting,Nate	4	4	54	13.5	0	25	13.5
LaPorta, Sam	4	2	43	21.5	0	41	10.8
Martin, Oliver	4	2	10	5.0	0	9	2.5
Kelly-Martin,I.	1	1	25	25.0	0	25	25.0
Beyer,Shaun	5	1	11	11.0	0	11	2.2
Total	5	102	1229	12.0	5	58	245.8
Opponents	5	84	776	9.2	3	54	155.2

Punting	no.	yds	avg	lg	tb	fc	i20	50+	blk
Sleep-Dalton, M	28	1173	41.9	63	2	9	10	6	0

Field Goals	fg	pct.	01-19	20-29	30-39	40-49	50-99	lg	blk
Duncan, Keith	12-14	85.7	1-1	3-3	2-2	6-8	0-0	47	0

Punt Returns	no.	yds	avg	td	lg
Ragaini,Nico	6	65	10.8	0	17
Stone,Geno	1	8	8.0	0	8
Cooper,Max	1	2	2.0	0	2
Total	8	75	9.4	0	17
Opponents	7	60	8.6	0	36

Scoring	td	fg	PAT			dxp	saf	pts
			kick	rush	rcv			
Duncan, Keith	-	12-14	7-7	-	-	-	-	43
Smith-Marsette	2	-	-	-	-	-	-	12
Tracy,Tyrone	2	-	-	-	-	-	-	12
Sargent,Mekhi	2	-	-	-	-	-	-	12
Goodson, Tyler	1	-	-	-	-	-	-	6
Smith,Brandon	1	-	-	-	-	-	-	6
Total	8	12-14	7-7	-	-	0-1	-	91
Opponents	5	4-6	5-5	-	-	-	-	47

Kick Returns	no.	yds	avg	td	lg
Smith-Marsette	5	125	25.0	0	37
Total	5	125	25.0	0	37
Opponents	13	220	16.9	0	38

Score by Quarters	1st	2nd	3rd	4th	OT	Total
IOWA	23	25	21	22	0	91
Opponents	10	14	3	20	0	47

All Purpose	g	rush	rcv	pr	kr	ir	total	avg/g
Smith-Marsette	5	-1	322	0	125	0	446	89.2
Goodson, Tyler	5	167	115	0	0	0	282	56.4
Smith,Brandon	4	0	259	0	0	0	259	64.8
Sargent,Mekhi	5	203	49	0	0	0	252	50.4
Ragaini,Nico	5	0	157	65	0	0	222	44.4
Total	5	490	1229	75	125	13	1932	386.4
Opponents	5	472	776	60	220	31	1559	311.8

Total Offense	g	plays	rush	pass	total	avg/g
Stanley,Nate	5	201	-48	1221	1173	234.6
Sargent,Mekhi	5	57	203	0	203	40.6
Goodson, Tyler	5	40	167	0	167	33.4
Young,Toren	5	38	165	0	165	33.0
Tracy,Tyrone	5	2	14	0	14	2.8
Total	5	350	490	1229	1719	343.8
Opponents	5	320	472	776	1248	249.6

#	Defensive Leaders	gp	Tackles			tfl/yds	Sacks	Pass defense		Fumbles		blkd	
			ua	a	tot			int-yds	brup	qbh	rcv-yds	ff	kick
8D	Koerner,Jack	5	16	16	32
9	Stone,Geno	5	21	6	27	.	.	1-0	2	1	1-0	1	.
57	Golston,C	5	15	10	25	7.5-21	2.0-10	1-3	.	5	.	.	.
24	Welch,Kristian	2	12	12	24	1.5-5

Iowa Hawkeye Football
IOWA Overall Defensive Statistics (as of Oct 29, 2019)
Conference games

#	Defensive Leaders	gp	Tackles			tfl/yds	Sacks	Pass defense			Fumbles	blkd		
			ua	a	tot		no-yds	int-yds	brup	qbh	rcv-yds	ff	kick	saf
8D	Koerner,Jack	5	16	16	32	.	.	.	2	.	.	1	.	.
9	Stone,Geno	5	21	6	27	.	.	1-0	2	1	1-0	1	.	.
57	Golston,C	5	15	10	25	7.5-21	2.0-10	1-3	.	5
34	Welch,Kristian	3	12	12	24	1.5-5	.	.	1	1
32	Colbert,Djimon	5	13	9	22	0.5-1	.	1-6	1
8	Hankins,Matt	4	14	8	22	0.5-0	.	.	1
95	Lattimore,C.	5	8	10	18	2.0-13	1.5-10	.	.	1
94	Epenesa,A.J.	5	10	7	17	3.5-23	3.5-23	.	1	7
49	Niemann,Nick	5	9	7	16	1.0-9	.	.	.	1
43	Doyle,Dillon	5	9	7	16	0.5-2	.	.	.	1	.	1	.	.
11	Ojemudia,M.	5	5	8	13	.	.	1--3	5
54	Nixon, Daviyon	5	8	4	12	3.0-5	2.0-2	.	1	4
4A	Belton, Dane	2	6	5	11	1.0-2
91	Reiff,Brady	4	4	6	10	0.5-2	0.5-2	.	1
16	Roberts, Terry	5	1	6	7
17	Young,Devonte	5	6	1	7
7A	Schulte,Austin	5	1	5	6	1.0-2	.	.	.	1
31	Campbell, Jack	4	2	3	5
35	Wade,B.	5	1	2	3
52	Jones,Amani	5	2	1	3
97	VanValkenburg	4	2	1	3
2B	Johnson,D.J.	3	2	1	3
1	Dvorak, Wes	5	.	3	3
99	Shannon,Noah	3	1	1	2	1-0	1	.	.
13	Evans, Joe	3	1	1	2	1.5-7	1.5-7	.	.	1
44	Benson,Seth	5	1	1	2
1C	Milani,John	5	1	1	2
33	Moss,Riley	3	2	.	2	1.0-1	.	1-7	2
36	Ross,Brady	5	1	.	1
92	Waggoner,John	4	1	.	1	1.0-7	1.0-7
50	Subbert,J.	5	.	1	1
12	Smith,Brandon	4	.	1	1
4	Stanley,Nate	5	1	.	1
3	Tracy,Tyrone	5	1	.	1
Total		5	177	144	321	26-100	12-61	5-13	17	23	2-0	4	.	.
Opponents		5	204	146	350	35-150	13-106	5-31	18	17	2-0	3	.	.



IOWA FOOTBALL

32 Bowl Games 11 Big Ten Championships 27 Consensus All-Americans 14 CFB Hall of Fame Inductees

Game	Score	First Downs	Rushing Att-Net	Pass. Yards	Passing Com.-Att.-Int	Total Offense	Punts-Avg.	Fum.-Lost	Pen. Yds.
Miami (Ohio)	14	11	25-59	186	17-27-1	245	7-42.9	0-0	10-77
at Iowa	38	26	41-213	252	21-30-0	465	1-31.0	1-1	5-32
Rutgers	0	5	23-78	47	10-27-2	125	10-47.6	1-1	7-61
at Iowa	30	23	39-194	244	19-34-0	438	6-48.3	0-0	4-37
Iowa	18	18	37-112	201	22-35-0	313	5-47.2	0-0	4-15
at Iowa State	17	20	19-91	327	25-35-0	418	4-39.2	2-2	4-21
Middle Tennessee	3	12	24-80	136	17-27-0	216	8-41.9	0-0	8-72
at Iowa	48	30	51-351	293	20-29-0	644	1-34.0	0-0	3-20
Iowa	3	18	30-1	260	23-42-3	261	7-38.3	1-1	8-60
at Michigan	10	13	33-120	147	14-26-1	267	8-45.6	2-0	4-35
Penn State	17	20	53-177	117	12-24-0	294	7-42.1	0-0	8-80
at Iowa	12	21	30-70	286	25-43-1	356	5-35.0	3-1	1-5
Purdue	20	17	18-33	327	30-50-1	360	6-36.8	2-1	5-40
at Iowa	26	19	33-102	260	23-33-1	362	4-47.2	0-0	7-60
Iowa	20	12	40-123	179	12-26-1	302	6-41.8	0-0	4-50
at Northwestern	0	13	35-64	138	18-32-1	202	6-33.7	1-1	2-21





IOWA FOOTBALL

32 Bowl Games 11 Big Ten Championships 27 Consensus All-Americans 14 CFB Hall of Fame Inductees

Individual

Points	14, Keith Duncan vs. Purdue, 10/19/19
Rushing Attempts	15, Mekhi Sargent at Northwestern, 10/26/19
Yards Rushing	131, Toren Young vs. Middle Tennessee, 9/28/19
Pass Attempts	43 (25 comp.), Nate Stanley vs. Penn State, 10/12/19
Pass Completions	25 (43 att.), Nate Stanley vs. Penn State, 10/12/19
Yards Passing	286 (25-43), Nate Stanley vs. Penn State, 10/12/19
Receptions	9, Brandon Smith vs. Purdue, 10/19/19
Yards Receiving	113, Ihmir Smith-Marsette vs. Rutgers, 9/7/19
Yards Total Offense	281, Nate Stanley vs. Penn State, 10/12/19
All-Purpose Yards	156, Mekhi Sargent vs. Miami (Ohio), 8/31/19
Yards Punt Returns	17, Nico Ragaini at Michigan, 10/5/19
Yards Kickoff Returns	42, Ihmir Smith-Marsette vs. Penn State, 10/12/19
Field Goals Made	4, Keith Duncan, 2X, last vs. Purdue, 10/19/19
Extra Points	6, Keith Duncan vs. Middle Tennessee, 9/28/19
Interceptions	1, 6X, Chauncey Golson vs. Northwestern, 10/26/19
Tackles	13, Jack Koerner vs. Penn State, 10/12/19
Sacks	2.0, Daviyon Nixon at Northwestern, 10/26/19
TFL's	2.5, 2X, last Joe Evans at Northwestern, 10/26/19

Team Offense (Iowa highs)

Points	48 vs. Middle Tennessee, 9/28/19
Rushing Attempts	51 vs. Middle Tennessee, 9/28/19
Net Yards Rushing	351 vs. Middle Tennessee, 9/28/19
Pass Attempts	43 (25 comp.) vs. Penn State, 10/12/19
Pass Completions	25 (43 comp.) vs. Penn State, 10/12/19
Yards Passing	293 (20-of-29) vs. Middle Tennessee, 9/28/19
Yards Total Offense	644 vs. Middle Tennessee, 9/28/19
Total Plays	80 vs. Middle Tennessee, 9/28/19
First Downs	30 vs. Middle Tennessee, 9/28/19

Team Defense (Opponents lows)

Points	0, 2X, last at Northwestern, 10/26/19
Rushing Attempts	18 vs. Purdue, 10/19/19
Net Yards Rushing	59 vs. Miami (Ohio), 8/31/19
Pass Attempts	24 (12 comp.) vs. Penn State, 10/12/19
Pass Completions	9 (26 att.) vs. Rutgers, 9/7/19
Yards Passing	41 vs. Rutgers, 9/7/19
Yards Total Offense	125 vs. Rutgers, 9/7/19
Total Plays	49 vs. Rutgers, 9/7/19
First Downs	5 vs. Rutgers, 9/7/19

Longest Plays

Run	52	Toren Young vs. Middle Tennessee, 9/28/19
Reception	50	Tyrone Tracy, Jr. at Northwestern, 10/26/19
Field Goal	49	Keith Duncan vs. Middle Tennessee, 9/28/19
Interception Return	14	Michael Ojemudia vs. Miami (Ohio), 8/31/19
Fumble Return	--	
Punt Return	17	Nico Ragaini at Michigan, 10/5/19
Kickoff Return	37	Ihmir Smith-Marsette at Michigan, 10/5/19
Scoring drive	97 (11 plays, 5:37)	vs. Rutgers, 9/7/19
Non-scoring drive	78 (13 plays, 1:45)	vs. Middle Tennessee, 9/28/19





IOWA FOOTBALL

32 Bowl Games 11 Big Ten Championships 27 Consensus All-Americans 14 CFB Hall of Fame Inductees

A kickoff was returned for a TD . . .

by Iowa -- Jordan Cotton (92 yards), vs. Penn State, 10/21/12
by an opponent -- Will Likely (100 yards), Maryland, 10/31/15

A punt was returned for a TD . . .

by Iowa -- Kyle Groeneweg (returned 61 yards on PR), at Illinois, 11/17/18
by Iowa -- Paki O'Meara (returned 42 yards after block), vs. Eastern Illinois, 9/4/10
by an opponent -- Christian McCaffrey (63 yards), Stanford, 1/1/16
by an opponent -- Tremaine McCollum (returned six yards after block), Florida, 1/2/06

Two punts were returned for a TD . . .

by Iowa -- Kevonte Martin-Manley (83 and 63 yards), vs. Western Michigan, 9/21/13

A punt was blocked . . .

by Iowa -- A.J. Epenesa at Illinois, 11/17/18
by an opponent -- Jauan Wesley vs. Northern Illinois, 9/1/18

A punt was blocked and returned for a TD...

by Iowa -- Ben Niemann vs. Northwestern, 11/1/14
by an opponent -- Ryan Lewis (block), Pat Amara, Jr., return (TD) vs. Pittsburgh, 9/19/15

A field goal was blocked...

by Iowa -- Anthony Nelson vs. Penn State, 9/23/17
by an opponent -- Rickey Neal vs. Northern Iowa, 9/15/18

An interception was returned for a TD . . .

by Iowa -- Geno Stone (24 yards) at Penn State, 10/27/18
by an opponent -- Chauncey Gardner, Jr., (58 yards), vs. Florida, 1/2/17

Two interceptions were returned for a TD . . .

by Iowa (individual) -- Josh Jackson (43 yards, 52 yards) at Wisconsin, 11/11/17
by Iowa (team) -- Josey Jewell (34 yards), Bo Bower (88 yards) vs. North Texas, 9/26/15

A fumble was returned for a TD . . .

by Iowa -- A.J. Epenesa (19 yards) at Illinois, 11/17/18
by an opponent -- Blake Dueitt (35 yards), vs. Ball State, 9/6/14

A blocked PAT attempt was returned for a score . . .

by Iowa -- D.J. Johnson (99 yards), at Penn State, 9/28/02
by an opponent -- Jason Simmons (85 yards), at Ohio State, 11/2/91

A safety was scored . . .

by Iowa -- (2) at Penn State, 10/27/18 on Dominique Daffney blocked punt & PSU bad snap
by an opponent -- Shareef Miller TFL on Akrum Wadley rush vs. Penn State, 9/23/17

A player rushed for over 200 yards . . .

by Iowa -- Akrum Wadley (26-204), at Northwestern, 10/17/15
by an opponent -- Saquon Barkley (28-211), Penn State, 9/23/17

Iowa had two 100 yard receivers...

T.J.Hockenson (4-107-2), Noah Fant (4-101-1), at Indiana, 10/13/18

A player passed for over 300 yards . . .

by Iowa -- Nate Stanley (320), at Indiana, 10/13/18
by an opponent -- Jack Plummer (327 yards), Purdue, 10/19/19

A player scored four TDs . . .

by Iowa -- Akrum Wadley (4 rush), at Northwestern, 10/17/15
by an opponent -- Darnell Autry (3 rush, 1 rec.), Northwestern, 11/9/96

A team rushed for over 400 yards . . .

by Iowa -- vs. Tulsa (408 yards), 9/13/97
by an opponent -- Indiana (433 yards), 9/30/00

A team passed for over 400 yards . . .

by Iowa -- vs. Indiana (426 yards), 10/23/99
by an opponent -- Purdue (458 yards), 10/15/16

A team gained over 600 yards of total offense . . .

by Iowa -- vs. Middle Tennessee (644 yards), 9/28/19
by an opponent -- Wisconsin (604 yards), 11/13/99

A team scored over 50 points . . .

by Iowa -- at Illinois (63 points), 11/17/18
by an opponent -- at Minnesota (51 points), 11/8/14

A team was held under 75 yards rushing . . .

by Iowa -- at Northwestern -- 35-64 yards, 10/26/19
by an opponent -- vs. Penn State -- 30-70 yards, 10/12/19

A team was held under 100 yards passing . . .

by Iowa -- Rutgers (47 yards), 9/7/19
by an opponent -- Maryland (86 yards), 10/20/18

A team was held at/under 200 yards of total offense . . .

by Iowa -- Rutgers (125 yards), 9/7/19
by an opponent -- vs. Mississippi State (199 yards), 1/1/19

Iowa scored 3 or more non-offensive touchdowns . . .

by Iowa -- vs. Western Michigan (2 punts, 2 interceptions), 9/21/13

Iowa recovered an onside kick . . .

by Iowa -- first quarter vs. Illinois, 10/7/17

LARGEST MARGINS

Iowa Victories

Opponent, Year	Score	Mar.
Iowa Teachers, 1914	95-0	95
Coe, 1908	92-0	92
Iowa Wesleyan, 1890	91-0	91
Cornell, 1904	88-0	88
Cornell, 1913	76-0	76
Des Moines, 1905	72-0	72
Northwestern, 1913	78-6	72
Grinnell, 1904	69-0	69
Iowa Teachers, 1900	68-0	68
Northern Iowa, 1997	66-0	66
Northwestern, 1981	64-0	64
at Illinois, 2018	63-0	63
Cornell, 1920	63-0	63
Indiana, 1997	62-0	62
UTEP, 1986	69-7	62
Grinnell, 1900	63-2	61
Washington (Mo.), 1902	61-0	61
Knox, 1922	61-0	61
Cornell, 1894	60-0	60
Indiana, 1913	60-0	60
North Dakota St., 1947	59-0	59
Illinois, 1985	59-0	59
Cornell, 1891	64-6	58
Illinois, 1899	58-0	58
Drake, 1985	58-0	58
Upper Iowa, 1900	57-0	57
Western Michigan, 2013	59-3	56
Ball State, 2005	56-0	56
Coe, 1893	56-0	56
Purdue, 1922	56-0	56
Utah State, 1957	70-14	56
Minnesota, 2008	55-0	55
Ripon, 1928	61-6	55
Iowa State, 1985	57-3	54
Northern Illinois, 1986	57-3	54
Cincinnati, 1990	63-10	53
Kansas State, 1959	53-0	53
Northwestern, 2002	62-10	52
Kent State, 2001	51-0	51
Minnesota, 1983	61-10	51
Northern Illinois, 1991	58-7	51

Iowa Defeats

Opponent, year	Score	Mar.
Michigan, 1902	0-107	107
Illinois, 1902	0-80	80
Minnesota, 1903	0-75	75
Minnesota, 1916	0-67	67
Ohio State, 1950	21-83	62
Denver A.C., 1893	0-58	58
Nebraska, 1980	0-57	57
Michigan, 1971	7-63	56
Michigan, 1970	0-55	55
USC, 1976	0-55	55
Kansas, 1895	0-54	54
Minnesota, 1936	0-52	52
Notre Dame, 1967	6-56	50
Illinois, 1973	0-50	50





IOWA FOOTBALL

32 Bowl Games 11 Big Ten Championships 27 Consensus All-Americans 14 CFB Hall of Fame Inductees

OFFENSE

Opponent	WR	TE/WR	LT	LG	C	RG	RT	QB	RB	FB/TE	WR
Miami (Ohio)	Smith	Wieting	Jackson	La. Paulsen	Linderbaum	Le. Paulsen	Wirfs	Stanley	Sargent	Beyer	Smith-Marsette
Rutgers	Smith	Tracy	Wirfs	La. Paulsen	Linderbaum	Schott	Le. Paulsen	Stanley	Sargent	Ross	Smith-Marsette
at Iowa State	Smith	Ragaini	Wirfs	La. Paulsen	Linderbaum	Schott	Le. Paulsen	Stanley	Sargent	Wieting	Smith-Marsette
MTSU	Smith	Wieting	Wirfs	La. Paulsen	Linderbaum	Banwart	Le. Paulsen	Stanley	Sargent	Ross	Smith-Marsette
at Michigan	Smith	Wieting	Jackson	La. Paulsen	Linderbaum	Banwart	Wirfs	Stanley	Sargent	Beyer	Tracy
Penn State	Smith	Wieting	Jackson	La. Paulsen	Linderbaum	Kallenberger	Wirfs	Stanley	Sargent	Beyer	Smith-Marsette
Purdue	Smith	Wieting	Jackson	La. Paulsen	Linderbaum	Kallenberger	Wirfs	Stanley	Sargent	Beyer	Smith-Marsette
at N'western	Tracy	Ragaini	Jackson	La. Paulsen	Linderbaum	Kallenberger	Wirfs	Stanley	Sargent	Beyer	Smith-Marsette
at Wisconsin											
Minnesota											
Illinois											
at Nebraska											
Consec. Starts	1	1	4	8	8	3	20	34	12	4	3
Career Starts	3	2	29	8	8	3	28	34	12	4	13

DEFENSE

Opponent	RE	DT	DT	LE	WLB	MLB	OLB/CASH	CB	CB	SS	FS
Miami (Ohio)	Epenesa	Reiff	Lattimore	Golston	Colbert	Welch	Johnson	Ojemudia	Hankins	Stone	Merriweather
Rutgers	Epenesa	Reiff	Lattimore	Golston	Colbert	Welch	Niemann	Ojemudia	Hankins	Stone	Koerner
at Iowa State	Epenesa	Nixon	Lattimore	Golston	Colbert	Welch	Niemann	Ojemudia	Johnson	Stone	Koerner
MTSU	Epenesa	Schulte	Lattimore	Golston	Colbert	Welch	Niemann	Ojemudia	Johnson	Stone	Koerner
at Michigan	Epenesa	Schulte	Lattimore	Golston	Colbert	Welch	Niemann	Ojemudia	Johnson	Stone	Koerner
Penn State	Epenesa	Reiff	Lattimore	Golston	Colbert	Welch	Niemann	Ojemudia	Hankins	Stone	Koerner
Purdue	Epenesa	Reiff	Lattimore	Golston	Colbert	Doyle	Niemann	Ojemudia	Hankins	Stone	Koerner
at N'western	Epenesa	Reiff	Lattimore	Golston	Colbert	Doyle	Belton	Ojemudia	Hankins	Stone	Koerner
at Wisconsin											
Minnesota											
Illinois											
at Nebraska											
Consec. Starts	8	3	8	8	17	2	1	9	3	9	7
Career Starts	8	5	14	8	18	2	1	18	14	16	7

Offense Career Starts		Defense Career Starts	
Quarterback	Nate Stanley (34)	Offensive Line	Cole Banwart (9) Alaric Jackson (29) Mark Kallenberger (3) Tyler Linderbaum (8) Landan Paulsen (8) Levi Paulsen (7) Kyler Schott (2) Tristian Wirfs (28)
Wide Receiver	Tyrone Tracy, Jr. (3) Nico Ragaini (2) Brandon Smith (19) Ihmir Smith-Marsette (13)	Defensive End	A.J. Epenesa (8) Chauncey Golston (8)
Running Back	Ivory Kelly-Martin (6) Mekhi Sargent (12) Toren Young (4)	Defensive Line	Cedrick Lattimore (14) Daviyon Nixon (1) Brady Reiff (5) Austin Schulte (2)
Fullback	Brady Ross (3)	Linebacker	Dane Belton (1) Djimon Colbert (18) Dillon Doyle (2) D.J. Johnson (1) Amani Jones (1) Nick Niemann (11) Kristian Welch (14)
Tight End	Shaun Beyer (4) Nate Wieting (12)	Defensive Back	Julius Brents (5) Matt Hankins (14) D.J. Johnson (3) Jack Koerner (7) Kaeon Merriweather (1) Riley Moss (7) Michael Ojemudia (18) Geno Stone (16)





IOWA FOOTBALL

32 Bowl Games 11 Big Ten Championships 27 Consensus All-Americans 14 CFB Hall of Fame Inductees

Opponent	Plays	Yards	T.O.P.	Result	Qtr.	Play
Miami (Ohio) (6)	13	79	6:50	FG	1	Duncan, 21-yd. FG
	9	79	3:34	TD	2	B. Smith, 9-yd pass from Stanley
	7	82	3:20	TD	3	Martin, 9-yd pass from Stanley
	3	56	1:35	TD	3	Sargent, 2-yd. run
	13	75	6:57	TD	4	Young, 2-yd. run
	6	23	2:44	TD	4	Smith-Marsette, 6-yd. pass from Stanley
Iowa Avg. Drive	8.5	65.7	4:30			
Rutgers (6)	5	75	2:42	TD	1	Smith-Marsette, 58-yd. pass from Stanley
	11	97	5:37	TD	2	Tracy, Jr., 7-yd. pass from Stanley
	6	16	2:48	FG	2	Duncan, 46-yd. FG
	5	29	2:58	FG	2	Duncan, 19-yd. FG
	2	56	0:48	TD	3	Smith-Marsette, 23-yd. pass from Stanley
	7	61	3:42	FG	4	Duncan, 43-yd. FG
Iowa Avg. Drive	6.0	55.7	3:19			
at Iowa State (5)	15	68	7:23	FG	1	Duncan, 25-yd. FG
	12	59	5:01	FG	2	Duncan, 40-yd. FG
	12	56	6:06	FG	3	Duncan, 42-yd. FG
	7	25	3:14	TD	4	Stanley, 1-yd. run
	8	54	2:55	FG	4	Duncan, 39-yd. FG
Iowa Avg. Drive	10.8	52.4	5:20			
Middle Tennessee (8)	9	65	3:59	TD	1	Sargent, 4-yd. run
	9	44	5:01	FG	1	Duncan, 49-yd. FG
	5	71	2:47	TD	1	B. Smith, 18-yd. pass from Stanley
	9	81	4:24	TD	2	Ross, 1-yd. run
	5	55	1:22	FG	3	Duncan, 42-yd. FG
	7	80	3:05	TD	3	Smith-Marsette, 14-yd. run
	10	72	5:34	TD	4	B. Smith, 10-yd. pass from Stanley
13	79	6:25	TD	4	Petras, 1-yd. run	
Iowa Avg. Drive	8.4	68.4	4:29			
at Michigan (1)	14	61	6:25	FG	2	Duncan, 22-yd. FG
Iowa Avg. Drive	14.0	61.0	6:25			
Penn State (3)	11	38	5:28	FG	1	Duncan, 47-yd. FG
	10	84	1:26	FG	2	Duncan, 24-yd. FG
	12	87	2:46	TD	4	B. Smith, 33-yd. pass from Stanley
Iowa Avg. Drive	11.0	69.7	3:00			

DRIVE ANALYSIS				
Distance Length (minus)	Iowa		Opponent	
	TD	FG	TD	FG
0-9	0	0	0	3
10-19	0	1	0	0
20-29	2	1	0	0
30-39	1	2	1	0
40-49	0	2	0	1
50-59	4	6	0	0
60-69	1	5	1	1
70-79	7	1	5	1
80-89	4	1	2	0
90-99	1	0	0	0

GAME OPENING DRIVES						
Game	Iowa			Opponent		
	Pts	Plys	Yds	Pts	Plys	Yds
Miami (OH)	0	9	39	0	4	8
Rutgers	7	5	75	0	6	30
at ISU	3	15	68	7	4	86
MTSU	7	9	65	0	3	(-1)
at Michigan	0	1	(-3)	0	5	14
Penn St.	0	3	5	0	3	(-8)
Purdue	3	15	63	0	6	29
at N'western	0	3	4	0	3	5
at Wisc.						
Minnesota						
Illinois						
at Nebraska						

SECOND HALF OPENING DRIVES						
Game	Iowa			Opponent		
	Pts	Plys	Yds	Pts	Plys	Yds
Miami (OH)	7	7	82	0	3	(-1)
Rutgers	0	6	32	0	3	5
at ISU	0	3	9	7	2	76
MTSU	3	5	55	0	5	4
at Michigan	0	8	39	0	5	22
Penn St.	0	5	24	0	9	34
Purdue	7	9	72	0	8	35
at N'western	7	13	59	0	8	34
at Wisc.						
Minnesota						
Illinois						
at Nebraska						

3rd Down and...

IOWA														OPPONENTS													
YARDS	M-OH	RUT	ISU	MTSU	UM	PSU	PUR	NW	WIS	MINN	ILL	NEB	TOTAL	YARDS	M-OH	RUT	ISU	MTSU	UM	PSU	PUR	NW	WIS	MINN	ILL	NEB	TOTAL
1-3	3-6	1-3	4-6	4-8	0-1	3-4	2-4	2-7	0-0	0-0	0-0	0-0	19-39	1-3	2-3	1-3	2-2	0-1	1-2	6-6	2-3	1-2	0-0	0-0	0-0	0-0	15-22
4-6	5-7	1-4	2-5	3-3	3-5	2-6	0-4	1-4	0-0	0-0	0-0	0-0	17-38	4-6	1-5	1-2	0-1	3-3	2-5	2-5	2-4	4-8	0-0	0-0	0-0	0-0	15-33
7-9	0-0	0-2	2-4	1-2	0-1	2-3	1-4	2-4	0-0	0-0	0-0	0-0	8-19	7-9	0-1	0-6	0-2	0-2	0-2	1-3	0-3	1-3	0-0	0-0	0-0	0-0	2-22
10-14	0-0	0-4	1-2	2-3	1-5	1-3	0-1	1-1	0-0	0-0	0-0	0-0	6-19	10-14	1-2	0-3	1-4	0-2	0-2	1-2	2-5	0-4	0-0	0-0	0-0	0-0	5-24
15+	1-1	0-0	1-2	0-0	2-5	0-2	0-0	0-0	0-0	0-0	0-0	0-0	4-10	15+	0-1	0-0	0-0	0-4	0-2	0-3	0-1	0-0	0-0	0-0	0-0	0-0	0-11
TOTAL	9-14	2-13	10-19	10-16	6-17	8-18	3-13	6-16	0-0	0-0	0-0	0-0	54-126	TOTAL	4-12	2-14	3-9	3-12	3-13	10-19	6-16	6-17	0-0	0-0	0-0	0-0	37-112





IOWA FOOTBALL

32 Bowl Games 11 Big Ten Championships 27 Consensus All-Americans 14 CFB Hall of Fame Inductees

Purdue (6)	15	63	7:15	FG	1	Duncan, 30-yd. FG
	7	56	3:10	FG	1	Duncan, 44-yd. FG
	8	31	4:35	FG	2	Duncan, 42-yd. FG
	9	72	4:27	TD	3	Goodson, 1-yd. run
	7	47	2:54	FG	4	Duncan, 38-yd. FG
	2	35	0:43	TD	4	Sargent, 14-yd. run

Iowa Avg. Drive ***8.0*** ***50.7*** ***4:04***

at Northwestern (4)	3	50	0:54	TD	1	Tracy, 50-yd. pass from Stanley
	15	57	6:27	FG	2	Duncan, 40-yd. FG
	13	59	6:01	TD	3	Sargent, 1-yd. run
	9	61	4:50	FG	4	Duncan, 28-yd. FG

Iowa Avg. Drive ***10.0*** ***56.8*** ***4:33***

Season Avg. (39) **8.8** **59.9** **4:19**

LONGEST DRIVES

Plays: 15, 3X, last at Northwestern, 10/26/19 (59 yards, 6:01)

Yards: 97 (11 plays, 5:37) vs. Rutgers, 9/7/19

Time of Possession: 7:23 (15 plays, 68 yards) at Iowa State, 9/14/19





IOWA FOOTBALL

32 Bowl Games 11 Big Ten Championships 27 Consensus All-Americans 14 CFB Hall of Fame Inductees

Yards	Type	Player(s)	Opponent
58	Pass	Nate Stanley to Ihmir Smith-Marsette	Rutgers
52	Rush	Toren Young	MTSU
50	Pass	Nate Stanley to Tyrone Tracy, Jr.	at Northwestern
45	Pass	Nate Stanley to Nico Ragaini	Miami (Ohio)
41	Pass	Nate Stanley to Sam LaPorta	at Northwestern
41	Pass	Nate Stanley to Mekhi Sargent	Miami (Ohio)
38	Pass	Nate Stanley to Tyrone Tracy, Jr.	at Northwestern
38	Pass	Nate Stanley to Brandon Smith	MTSU
37	Kick Return	Ihmir Smith-Marsette	at Michigan
36	Pass	Nate Stanley to Ihmir Smith-Marsette	Penn State
35	Pass	Nate Stanley to Nico Ragaini	MTSU
34	Pass	Nate Stanley to Brandon Smith	at Michigan
33	Pass	Nate Stanley to Brandon SMith	Penn State
33	Pass	Nate Stanley to Tyrone Tracy, Jr.	MTSU
33	Pass	Nate Stanley to Tyrone Tracy, Jr.	Rutgers
32	Pass	Nate Stanley to Ihmir Smith-Marsette	Purdue
31	Pass	Nate Stanley to Tyler Goodson	at Michigan
31	Rush	Toren Young	Rutgers
30	Pass	Nate Stanley to Brandon Smith	Purdue
29	Kick Return	Ihmir Smith-Marsette	Penn State
29	Rush	Tyler Goodson	Penn State
28	Pass	Nate Stanley to Brandon Smith	at Iowa State
27	Pass	Nate Stanley to Ihmir Smith-Marsette	at Michigan
27	Rush	Tyler Goodson	MTSU
27	Pass	Nate Stanley to Shaun Beyer	MTSU
27	Pass	Nate Stanley to Ihmir Smith-Marsette	at Iowa State
26	Kick Return	Ihmir Smith-Marsette	at Northwestern
25	Pass	Nate Stanley to Brandon Smith	Purdue
25	Pass	Nate Stanley to Nate Wieting	Penn State
25	Rush	Tyler Goodson	MTSU
25	Pass	Nate Stanley to Ihmir Smith-Marsette	Rutgers
25	Pass	Nate Stanley to Ivory Kelly-Martin	Rutgers
23	Pass	Nate Stanley to Ihmir Smith-Marsette	Rutgers
22	Pass	Nate Stanley to Mekhi Sargent	at Michigan
22	Rush	Mekhi Sargent	at Iowa State
22	Kick Return	Ihmir Smith-Marsette	at Iowa State
22	Pass	Nate Stanley to Tyrone Tracy	Miami (Ohio)
22	Run	Mekhi Sargent	Purdue
21	Pass	Nate Stanley to Tyrone Tracy	Purdue
20	Pass	Nate Stanley to Tyler Goodson	Purdue
20	Kick Return	Ihmir Smith-Marsette	Purdue
20	Kick Return	Ihmir Smith-Marsette	MTSU

BY LENGTH		
Yards	No.	TD
20-29	23	1
30-39	14	1
40-49	3	0
50-59	3	2
60-69	0	0
70-79	0	0
80-89	0	0
90+	0	0
TOTAL	43	4

BY PLAY TYPE		
Type	No.	TD
Rushing	7	0
Passing	30	4
Punt Returns	0	0
Kick Returns	6	0
Int. Returns	0	0
Fumble Returns	0	0
Other	0	0
TOTAL	43	4

LONGEST PLAYS OF 2019	
RUSHING	52, Toren Young vs. Middle Tennessee, 9/28/19
RUSHING TOUCHDOWN	14, Mekhi Sargent vs. Purdue, 10/19/19
RECEIVING	58, Ihmir Smith-Marsette vs. Rutgers, 9/7/19
RECEIVING TOUCHDOWN	50, Tyrone Tracy, Jr., at Northwestern, 10/26/19
PUNT RETURN	17, Nico Ragaini at Michigan, 10/5/19
KICK RETURN	37, Ihmir Smith-Marsette at Michigan, 10/5/19
INTERCEPTION RETURN	14, Michael Ojemudia vs. Miami (Ohio), 8/31/19
FUMBLE RETURN	--
PUNT	63, Michael Sleep-Dalton vs. Purdue, 10/19/19
FIELD GOAL	49, Keith Duncan vs. Middle Tennessee, 9/28/19

GAME-BY-GAME LONGEST PLAYS

IOWA			OPPONENT		
Yds	Opponent	Player(s)	Yds	Opponent	Player(s)
45	Miami (Ohio)	Nico Ragaini, reception	30	Miami (Ohio)	Luke Mayock, reception
58	Rutgers	Ihmir Smith-Marsette, reception (TD)	23	Rutgers	Isaih Pacheco, reception
28	at Iowa State	Brandon Smith, reception	73	at Iowa State	Tarique Milton, reception (TD)
52	Middle Tennessee	Toren Young, rush	21	Middle Tennessee	Jimmy Marshall, rush
37	at Michigan	Ihmir Smith-Marsette, kick return	51	at Michigan	Nico Collins, reception
36	Penn State	Ihmir Smith-Marsette, reception	22	Penn State	KJ Hamler, reception (TD)
32	Purdue	Ihmir Smith-Marsette, reception	54	Purdue	David Bell, reception
50	at Northwestern	Tyrone Tracy, Jr., reception (TD)	21	Northwestern	Riley Lees, kick return





IOWA FOOTBALL

32 Bowl Games 11 Big Ten Championships 27 Consensus All-Americans 14 CFB Hall of Fame Inductees

IOWA BIG PLAYS

OPPONENT	Rushing			Passing				Special Teams		
	20-29	30-39	40+	20-29	30-39	40-49	50+	FG BLK	XPT BLK	PUNT BLK
Miami (Ohio)	0	0	0	1	0	2	0	0	0	0
Rutgers	0	1	0	3	1	0	1	0	0	0
at Iowa State	1	0	0	2	0	0	0	0	0	0
MTSU	2	0	1	1	4	0	0	0	0	0
at Michigan	0	0	0	2	2	0	0	0	0	0
Penn State	1	0	0	1	2	0	0	0	0	0
Purdue	1	0	0	3	2	0	0	0	0	0
at Northwestern	0	0	0	0	1	1	1	0	0	0
at Wisconsin										
Minnesota										
Illinois										
at Nebraska										
TOTALS	5	1	1	13	12	3	2	0	0	0

OPPONENT BIG PLAYS

OPPONENT	Rushing			Passing				Special Teams		
	20-29	30-39	40+	20-29	30-39	40-49	50+	FG BLK	XPT BLK	PUNT BLK
Miami (Ohio)	0	0	0	3	1	0	0	0	0	0
Rutgers	0	0	0	1	0	0	0	0	0	0
at Iowa State	0	0	0	1	0	0	2	0	0	0
MTSU	0	0	0	1	0	0	0	0	0	0
at Michigan	0	0	0	1	0	0	1	0	0	0
Penn State	0	0	0	1	0	0	0	0	0	0
Purdue	0	0	0	2	0	1	1	0	0	0
at Northwestern	0	0	0	1	0	0	0	0	0	0
at Wisconsin										
Minnesota										
Illinois										
at Nebraska										
TOTALS	0	0	0	11	1	1	4	0	0	0

TURNOVERS FORCED

OPPONENT	Iowa					Opponent			
	FUM	INT	TOT	PTS OFF	MARGIN	FUM	INT	TOT	PTS OFF
Miami (Ohio)	0	1	1	7	0	1	0	1	7
Rutgers	1	2	3	6	+3	0	0	0	0
at Iowa State	2	0	2	3	+2	0	0	0	0
MTSU	0	0	0	0	--	0	0	0	0
at Michigan	0	1	1	0	-3	1	3	4	3
Penn State	0	0	0	0	-2	1	1	2	10
Purdue	1	1	2	7	+1	0	1	1	3
at Northwestern	0	1	1	0	+1	0	0	0	0
at Wisconsin									
Minnesota									
Illinois									
at Nebraska									
Totals	4	6	10	23	+2	3	5	8	23





IOWA FOOTBALL

32 Bowl Games 11 Big Ten Championships 27 Consensus All-Americans 14 CFB Hall of Fame Inductees

IOWA DRIVE CHARTS

MIAMI (OHIO)

QTR.	START	TIME	PLAYS-YDS	TOP	RESULT
1st	IA 25	15:00	9-39	4:28	Downs
	IA 18	8:07	13-79	6:50	FIELD GOAL
2nd	IA 21	11:54	9-79	3:34	TOUCHDOWN
	IA 20	3:59	3-(-6)	1:28	Punt
3rd	IA 18	13:26	7-82	3:20	TOUCHDOWN
	IA 44	8:00	3-56	1:35	TOUCHDOWN
	IA 16	4:44	6-49	3:31	Fumble
	IA 25	12:53	13-75	6:57	TOUCHDOWN
4th	M 23	5:47	6-23	2:44	TOUCHDOWN
	IA 11	0:52	2-10	0:52	Half

RUTGERS

QTR.	START	TIME	PLAYS-YDS	TOP	RESULT
1st	IA 25	15:00	5-75	2:42	TOUCHDOWN
	IA 3	9:13	3-2	1:04	Punt
	IA 11	6:33	6-24	3:15	Punt
	IA 8	1:01	3-0	1:13	Punt
2nd	IA 3	13:50	11-97	5:37	TOUCHDOWN
	R 44	6:38	6-16	2:48	FIELD GOAL
	R 30	2:58	5-29	2:58	FIELD GOAL
3rd	IA 1	12:51	6-32	3:02	Punt
	IA 2	8:19	7-43	3:41	Punt
4th	IA 44	3:38	2-56	0:48	TOUCHDOWN
	IA 14	14:47	7-61	3:42	FIELD GOAL
	IA 19	9:43	4-23	1:36	Punt
	IA 48	5:54	10-24	4:59	Downs

IOWA STATE

QTR.	START	TIME	PLAYS-YDS	TOP	RESULT
1st	IA 25	15:00	15-68	7:23	FIELD GOAL
	IA 13	5:39	3-6	0:57	Punt
	IA 20	1:45	7-30	3:21	Punt
2nd	IA 4	9:35	3-2	2:12	Punt
	IA 19	5:01	12-59	5:01	FIELD GOAL
3rd	IA 27	13:58	3-9	1:39	Punt
	IA 20	8:21	12-56	6:06	FIELD GOAL
	ISU 25	0:24	7-25	3:14	TOUCHDOWN
4th	IA 25	7:46	8-54	2:55	FIELD GOAL
	IA 39	2:00	3-(-3)	0:31	Punt
	ISU 22	1:29	3-(-8)	1:29	Half

MIDDLE TENNESSEE

QTR.	START	TIME	PLAYS-YDS	TOP	RESULT
1st	IA 35	15:00	9-65	3:59	TOUCHDOWN
	IA 25	9:55	9-44	5:01	FIELD GOAL
	IA 29	3:02	5-71	2:47	TOUCHDOWN
2nd	IA 19	12:57	9-81	4:24	TOUCHDOWN
	IA 8	5:12	3-(-1)	1:35	Punt
	IA 1	1:47	13-78	1:45	Missed FG
3rd	IA 21	12:14	5-55	1:22	FIELD GOAL
	IA 20	5:24	7-80	3:05	TOUCHDOWN
	IA 28	0:35	10-72	5:34	TOUCHDOWN
4th	IA 21	7:12	13-79	6:25	TOUCHDOWN

OPPONENT DRIVE CHARTS

MIAMI (OHIO)

QTR.	START	TIME	PLAYS-YDS	TOP	RESULT
1st	M 36	10:32	4-8	2:25	Punt
	M 23	1:17	10-77	4:23	TOUCHDOWN
2nd	M 21	8:20	8-27	4:21	Punt
	IA 45	2:31	3-4	1:53	Punt
	M 25	15:00	3-(-1)	1:34	Punt
	M 25	10:06	5-4	2:06	Punt
3rd	M 25	6:25	5-35	1:41	Punt
	M 40	1:13	10-60	3:20	TOUCHDOWN
	M 25	5:56	1-0	0:09	Interception
	M 25	3:03	3-7	2:11	Punt

RUTGERS

QTR.	START	TIME	PLAYS-YDS	TOP	RESULT
1st	R 14	12:18	6-30	3:05	Punt
	R 41	8:09	3-1	1:36	Punt
	R 40	3:18	6-11	2:17	Punt
2nd	R 50	14:48	3-8	0:58	Punt
	R 25	8:13	3-(-9)	1:35	Punt
	R 25	3:50	3-1	0:52	Interception
3rd	R 25	15:00	3-5	2:09	Punt
	R 26	9:49	4-24	1:30	Punt
	R 9	4:38	3-1	1:00	Punt
	R 25	2:50	7-21	3:03	Interception
4th	R 25	11:05	3-4	1:22	Punt
	R 1	8:07	3-7	2:13	Punt
	R 28	0:55	2-11	0:42	Fumble

IOWA STATE

QTR.	START	TIME	PLAYS-YDS	TOP	RESULT
1st	ISU 14	7:33	5-86	1:49	TOUCHDOWN
	ISU 34	4:42	6-29	2:57	Punt
2nd	ISU 20	13:24	7-32	3:49	Punt
	ISU 48	7:23	5-33	2:22	Fumble
3rd	ISU 24	14:56	2-76	0:53	TOUCHDOWN
	ISU 13	12:19	8-45	3:58	Punt
	ISU 6	2:09	3-0	1:45	Punt
4th	ISU 25	12:10	13-66	4:24	FIELD GOAL
	ISU 25	4:51	6-36	2:51	Downs

MIDDLE TENNESSEE

QTR.	START	TIME	PLAYS-YDS	TOP	RESULT
1st	M 25	11:01	3-(-1)	1:06	Punt
	M 25	4:54	3-8	1:52	Punt
	M 25	0:15	6-20	2:18	Punt
2nd	M 25	8:33	6-32	3:21	Punt
	I 41	3:37	3-(-5)	1:50	Punt
3rd	M 25	15:00	5-4	2:46	Punt
	M 25	10:52	13-49	5:28	FIELD GOAL
4th	M 25	2:19	3-4	1:44	Punt
	M 25	10:01	7-17	2:49	Punt





IOWA FOOTBALL

32 Bowl Games 11 Big Ten Championships 27 Consensus All-Americans 14 CFB Hall of Fame Inductees

IOWA DRIVE CHARTS

MICHIGAN

QTR.	START	TIME	PLAYS-YDS	TOP	RESULT
1st	IA 21	13:48	1-(-3)	0:07	Fumble
	IA 25	12:19	4-17	1:42	Punt
	IA 50	8:33	3-(-2)	1:47	Punt
	IA 39	6:05	2-4	0:52	Interception
	IA 35	3:43	14-61	6:25	FIELD GOAL
2nd	IA 20	9:36	9-38	4:07	Punt
	IA 48	3:37	5-19	2:08	Interception
3rd	IA 25	15:00	8-39	3:45	Interception
	IA 20	8:44	5-5	3:37	Punt
	IA 33	1:13	4-28	1:26	Punt
4th	IA 20	11:01	4-7	2:47	Punt
	IA 33	7:08	6-16	4:16	Punt
	IA 43	1:35	8-12	0:58	Downs

PENN STATE

QTR.	START	TIME	PLAYS-YDS	TOP	RESULT
1st	IA 25	15:00	3-5	1:27	Punt
	IA 17	11:57	10-28	3:26	Punt
	IA 33	7:40	11-38	5:28	FIELD GOAL
	IA 21	0:02	3-6	0:46	Punt
2nd	IA 29	8:36	8-45	3:35	Missed FG
	IA 11	1:46	10-84	1:26	FIELD GOAL
3rd	IA 3	10:32	5-24	2:42	Punt
	IA 8	6:19	4-8	1:33	Fumble
4th	IA 25	2:08	7-34	3:08	Punt
	IA 4	10:13	3-17	0:51	Interception
	IA 13	5:17	12-87	2:46	TOUCHDOWN

PURDUE

QTR.	START	TIME	PLAYS-YDS	TOP	RESULT
1st	IA 25	15:00	15-63	7:15	FIELD GOAL
	IA 18	5:52	7-56	3:10	FIELD GOAL
2nd	IA 9	11:55	5-21	2:49	Punt
	IA 45	6:49	8-31	4:35	FIELD GOAL
3rd	IA 28	11:53	9-72	4:27	TOUCHDOWN
	P 47	6:47	3-4	1:34	Punt
	IA 33	2:48	7-47	2:54	FIELD GOAL
4th	IA 25	13:33	3-3	0:59	Interception
	IA 10	11:36	5-6	2:48	Punt
	IA 30	7:12	4-16	3:22	Punt
	P 35	2:59	2-35	0:43	TOUCHDOWN

NORTHWESTERN

QTR.	START	TIME	PLAYS-YDS	TOP	RESULT
1st	IA 30	15:00	3-4	0:57	Punt
	N 21	13:29	4-(-7)	1:30	Missed FG
	IA 50	9:32	3-50	0:54	TOUCHDOWN
	IA 21	6:34	3-7	1:33	Punt
	IA 21	3:52	15-57	6:27	FIELD GOAL
2nd	IA 2	7:43	5-49	3:18	Punt
	IA 46	2:37	3-9	1:59	Punt
3rd	IA 41	11:24	13-59	6:01	TOUCHDOWN
	IA 28	2:16	3-3	1:26	Punt
4th	IA 29	14:48	9-61	4:50	FIELD GOAL
	IA 44	7:09	4-(-14)	2:15	Punt
	N 44	2:21	4-(-5)	2:21	Downs

OPPONENT DRIVE CHARTS

MICHIGAN

QTR.	START	TIME	PLAYS-YDS	TOP	RESULT
1st	M 25	15:00	5-14	1:12	Punt
	IA 18	13:41	4-8	1:22	FIELD GOAL
	M 30	10:37	6-70	2:04	TOUCHDOWN
	M 40	6:46	2-5	0:41	Interception
	M 31	5:13	3-4	1:30	Punt
2nd	M 29	12:18	5-17	2:42	Punt
	M 14	5:29	3-0	1:52	Punt
	M 4	1:29	6-56	1:29	Missed FG
3rd	M 30	11:15	5-22	2:31	Punt
	M 19	5:07	6-6	3:54	Punt
	M 20	14:47	10-64	3:46	Missed FG
4th	M 40	8:14	3-2	1:06	Punt
	M 15	2:52	3-8	1:17	Punt

PENN STATE

QTR.	START	TIME	PLAYS-YDS	TOP	RESULT
1st	IA 41	13:33	3-(-8)	1:36	Punt
	P 20	8:31	3-1	0:51	Punt
	P 20	2:12	5-17	2:10	Punt
2nd	P 15	14:16	15-85	5:40	TOUCHDOWN
	P 26	5:01	9-26	3:15	Punt
3rd	P 20	15:00	9-34	4:28	Punt
	P 28	7:50	3-2	1:31	Punt
4th	IA 16	4:46	6-1	2:38	FIELD GOAL
	P 10	14:00	10-53	3:47	Punt
	I 35	9:22	8-35	4:05	TOUCHDOWN
	P 25	2:31	6-7	2:31	Half

PURDUE

QTR.	START	TIME	PLAYS-YDS	TOP	RESULT
1st	P 25	7:45	6-29	1:53	Punt
	P 39	2:42	12-52	5:47	Fumble
2nd	P 20	9:06	3-(-7)	2:17	Punt
	P 22	2:14	7-78	1:36	TOUCHDOWN
3rd	P 25	15:00	8-35	3:07	Interception
	P 18	7:26	3-0	0:39	Punt
	P 11	5:13	5-18	2:25	Punt
4th	P 41	14:54	3-3	1:21	Punt
	IA 9	12:34	4-(-1)	0:58	FIELD GOAL
	P 21	8:48	3-6	1:36	Punt
	P 12	3:50	5-70	0:51	FIELD GOAL
	P 28	2:16	11-72	1:52	TOUCHDOWN

NORTHWESTERN

QTR.	START	TIME	PLAYS-YDS	TOP	RESULT
1st	N 19	14:03	3-5	0:34	Interception
	N 28	11:59	7-22	2:27	Downs
	N 25	8:38	6-14	2:04	Punt
	N 34	5:01	3-3	1:09	Punt
	2nd	N 21	12:20	9-37	4:37
N 16		4:25	3-5	1:48	Punt
3rd	N 25	15:00	8-34	3:36	Downs
	N 35	5:23	8-37	3:07	Downs
4th	N 34	0:50	3-4	1:02	Punt
	N 15	9:53	9-41	2:44	Downs
	N 14	4:54	7-16	2:33	Punt





IOWA FOOTBALL

32 Bowl Games 11 Big Ten Championships 27 Consensus All-Americans 14 CFB Hall of Fame Inductees

PASSING

Peyton Mansell (So.)

Att: 3 vs. UNI (9/15/18)
Comp: 2, 2X, last vs. UNI (9/15/18)
Yards: 35 vs. Northern Illinois (9/1/18)
Long: 30 vs. Northern Illinois (9/1/18)

Nate Stanley (Sr.)

Att: 49 at Penn State (10/27/18)
Comp: 27, 2X, last vs. Northwestern (11/10/18)
Yards: 333 at Iowa State (9/9/17)
TDs: 6 at Indiana (10/13/18)
Long: 75 vs. Mississippi State (1/1/19)

Spencer Petras (RS Fr.)

Att: 6 vs. Rutgers (9/7/19)
Comp: 3, 2X, last vs. MTSU (9/28/19)
Yards: 17 vs. MTSU (9/28/19)
Long: 9 vs. Rutgers (9/7/19)

Colten Rastetter (Sr.)

Att: 1, 4X, last vs. Nebraska (11/23/18)
Comp: 1, 4X, last vs. Nebraska (11/23/18)
Yards: 18 vs. Ohio State (11/4/17)
TD: 1 at Penn State (10/27/18)

RUSHING

Max Cooper (Jr.)

Att: 1 at Indiana (10/13/18)
Yards: 9 at Indiana (10/13/18)
Long: 9 at Indiana (10/13/18)

Tyler Goodson (Fr.)

Att: 12 vs. MTSU (9/28/19)
Yards: 97 vs. MTSU (9/28/19)
Long: 29 vs. Penn State (10/12/19)
TD: 1 vs. Purdue (10/19/19)

Ivory Kelly-Martin (Jr.)

Att: 24 vs. Maryland (10/20/18)
Yards: 98 vs. Maryland (10/20/18)
Long: 57 at Nebraska (11/24/17)
TD: 2 vs. North Texas (9/16/17)

Peyton Mansell (So.)

Att: 3 vs. Maryland (10/20/18)
Yards: 17 vs. Maryland (10/20/18)
TD: 1 vs. Northern Illinois (9/1/18)
Long: 16 vs. Maryland (10/20/18)

Oliver Martin (So.)

Att: 1 vs. Rutgers (9/7/19)
Yards: 5 vs. Rutgers (9/7/19)
Long: 5 vs. Rutgers (9/7/19)

Turner Pallissard (RS Fr.)

Att: 1 vs. MTSU (9/28/19)

Spencer Petras (RS Fr.)

Att: 1 vs. MTSU (9/28/19)
Yards: 1 vs. MTSU (9/28/19)
Long: 1 vs. MTSU (9/28/19)
TD: 1 vs. MTSU (9/28/19)

Monte Pottebaum (RS Fr.)

Att: 1 vs. MTSU (9/28/19)

Nico Ragaini (RS Fr.)

Att: 1 vs. Miami, Ohio (8/31/19)
Yards: 2 vs. Miami, Ohio (8/31/19)
Long: 2 vs. Miami, Ohio (8/31/19)

Colten Rastetter (Sr.)

Att: 1 vs. Ohio State (11/4/17)
Yards: 7 vs. Ohio State (11/4/17)
Long: 7 vs. Ohio State (11/4/17)

Brady Ross (Sr.)

Att: 2, 3X, last vs. Purdue (10/19/19)
Yards: 5, 2X, last at Minnesota (10/6/18)
Long: 5 at Minnesota (10/6/18)
TD: 1 vs. MTSU (9/28/19)

Mekhi Sargent (Jr.)

Att: 26 vs. Nebraska (11/23/18)
Yards: 173 vs. Nebraska (11/23/18)
Long: 32 vs. Nebraska (11/23/18)
TD: 2, 3X, last at Illinois (11/17/18)

Ihmir Smith-Marsette (Jr.)

Att: 2, 2X, last vs. MTSU (9/28/19)
Yards: 28 vs. MTSU (9/28/19)
Long: 20 vs. Wisconsin (9/22/18)
TD: 1 vs. MTSU (9/28/19)

Nate Stanley (Sr.)

Att: 8, 2X, last at Michigan (10/5/19)
Yards: 20 vs. Miami, Ohio (8/31/19)
Long: 16 vs. Miami, Ohio (8/31/19)
TD: 1, 2X, last at Iowa State (9/14/19)

Tyrone Tracy, Jr. (RS Fr.)

Att: 1, 3X, last vs. Purdue (10/19/19)
Yards: 9 vs. Rutgers (9/7/19)
Long: 9 vs. Rutgers (9/7/19)

Tristan Wirfs (Jr.)

Att: 1 at Penn State (10/27/18)
Yards: 15 at Penn State (10/27/18)
Long: 15 at Penn State (10/27/18)

Toren Young (Jr.)

Att: 21 vs. Iowa State (9/8/18)
Yards: 131 vs. MTSU (9/28/19)
Long: 52 vs. MTSU (9/28/19)
TD: 2 at Illinois (11/17/18)

RECEIVING

Shaun Beyer (Jr.)

Catches: 3 vs. Miami, Ohio (8/31/19)
Yards: 30 vs. Miami, Ohio (8/31/19)
Long: 27 vs. MTSU (9/28/19)

Max Cooper (Jr.)

Catches: 1, 3X, last vs. UNI (9/15/18)
Yards: 7 vs. UNI (9/15/18)
Long: 7 vs. UNI (9/15/18)

A.J. Epenesa (Jr.)

Catches: 1 at Michigan State (9/30/17)
Yards: 15 at Michigan State (9/30/17)
Long: 15 at Michigan State (9/30/17)

Tyler Goodson (Fr.)

Catches: 5 at Michigan (10/5/19)
Yards: 62 at Michigan (10/5/19)
Long: 31 at Michigan (10/5/19)

Ivory Kelly-Martin (Jr.)

Catches: 3 vs. Northwestern (11/10/18)
Yards: 40 at Minnesota (10/6/18)
TD: 1 vs. Illinois (10/7/17)
Long: 25, 2X, last vs. Rutgers (9/7/19)

Sam LaPorta (Fr.)

Catches: 2 at Northwestern (10/26/19)
Yards: 43 at Northwestern (10/26/19)
Long: 41 at Northwestern (10/26/19)

Oliver Martin (So.)

Catches: 2, 2X, last vs. Rutgers (9/7/19)
Yards: 14 vs. Miami, Ohio (8/31/19)
Long: 9, 2X, last vs. Rutgers (9/7/19)
TD: 1 vs. Miami, Ohio (8/31/19)

Nico Ragaini (RS Fr.)

Catches: 7 vs. Penn State (10/12/19)
Yards: 55 vs. Penn State (10/12/19)
Long: 45 vs. Miami, Ohio (8/31/19)

Brady Ross (Sr.)

Catches: 1, 7X, last vs. Miami, Ohio (8/31/19)
Yards: 11 vs. Wisconsin (9/22/18)
Long: 11 vs. Wisconsin (9/22/18)

Mekhi Sargent (Jr.)

Catches: 4, 2X, last vs. Miami, Ohio (8/31/19)
Yards: 65 vs. Miami, Ohio (8/31/19)
TD: 1 vs. Nebraska (11/23/18)
Long: 48 vs. UNI (9/15/18)

Brandon Smith (Jr.)

Catches: 9 vs. Purdue (10/19/19)
Yards: 106 vs. Purdue (10/19/19)
TD: 2 vs. MTSU (9/28/19)
Long: 34 at Michigan (10/5/19)

Ihmir Smith-Marsette (Jr.)

Catches: 5 vs. Penn State (10/12/19)
Yards: 113 vs. Rutgers (9/7/19)
TD: 2, 2X, last vs. Rutgers (9/7/19)
Long: 60 at Minnesota (10/6/18)

Tyrone Tracy, Jr. (RS Fr.)

Catches: 4 at Michigan (10/5/19)
Yards: 88 at Northwestern (10/26/19)
TD: 1, 2X, last at Northwestern (10/26/19)
Long: 50 at Northwestern (10/26/19)

Nate Wieting (Sr.)

Catches: 4 vs. Penn State (10/12/19)
Yards: 54 vs. Penn State (10/12/19)
Long: 30 vs. Northern Illinois (9/1/18)

Toren Young (Jr.)

Catches: 2, 2X, last vs. Mississippi St. (1/1/19)
Yards: 23 at Northwestern (10/21/17)
TD: 1 at Indiana (10/13/18)
Long: 23 at Northwestern (10/21/17)





IOWA FOOTBALL

32 Bowl Games 11 Big Ten Championships 27 Consensus All-Americans 14 CFB Hall of Fame Inductees

DEFENSE

Dane Belton (Fr.)

Tackles: 6 vs. Purdue (10/19/19)
Solo: 3, 2X, last at Northwestern (10/26/19)
Asst: 3 vs. Purdue (10/19/19)
TFL: 1 at Northwestern (10/26/19)

Seth Benson (RS Fr.)

Tackles: 4 vs. Miami, Ohio (8/31/19)
Solo: 2 vs. Miami, Ohio (8/31/19)
Asst: 2, 2X, last at Iowa State (9/14/19)

Shaun Beyer (Jr.)

Tackles: 1 at Penn State (10/27/18)
Solo: at Penn State (10/27/18)

Julius Brents (So.)

Tackles: 4 vs. Wisconsin (9/22/18)
Solo: 3 at Penn State (10/27/18)
Asst: 2, 2X, last at Minnesota (10/6/18)
INT: 1 at Minnesota (10/6/18)
PB: 2 at Minnesota (10/6/18)

Jack Campbell (Fr.)

Tackles: 4 vs. Purdue (10/19/19)
Solo: 2 vs. Purdue (10/19/19)
Asst: 2 vs. Purdue (10/19/19)

Djimon Colbert (So.)

Tackles: 8, 3X, last at Iowa State (9/14/19)
Solo: 6 vs. Miami, Ohio (8/31/19)
Asst: 5, 2X, last at Iowa State (9/14/19)
INT: 1 vs. Rutgers (9/7/19)
TFL: 1, 2X, last vs. Miami, Ohio (8/31/19)
PB: 1, 3X, last vs. Purdue (10/19/19)

Max Cooper (Jr.)

Tackles: 1 vs. UNI (9/15/18)
Solo: 1 vs. UNI (9/15/18)

Dillon Doyle (RS Fr.)

Tackles: 7 at Northwestern (10/26/19)
Solo: 4 at Northwestern (10/26/19)
Asst: 3, 2X, last at Northwestern (10/26/19)
TFL: .5 at Northwestern (10/26/19)
FF: 1 at Michigan (10/5/19)
QH: 1 at Northwestern (10/26/19)

Wes Dvorak (Sr.)

Tackles: 1, 5X, last at Northwestern (10/26/19)
Solo: 1 vs. Ohio State (11/4/17)
Asst: 1, 4X, last at Northwestern (10/26/19)

A.J. Epenesa (Jr.)

Tackles: 8 at Illinois (11/17/18)
Solo: 5 at Illinois (11/17/18)
Asst: 4 vs. Penn State (10/12/19)
Sacks: 2 vs. Iowa State (9/8/18)
TFL: 3.5 at Illinois (11/17/18)
FF: 1, 5X, last vs. Mississippi State (1/1/19)
FR: 1 at Illinois (11/17/18)
QH: 4 vs. Rutgers (9/7/19)
PB: 1, 8X, last vs. Purdue (10/19/19)
Punt Block: 1 at Illinois (11/17/18)

Joe Evans (RS Fr.)

Tackles: 2 at Northwestern (10/26/19)
Solo: 1 at Northwestern (10/26/19)
Asst: 1 at Northwestern (10/26/19)
TFL: 1.5 at Northwestern (10/26/19)
Sacks: 1.5 at Northwestern (10/26/19)
QH: 1 at Northwestern (10/26/19)

Chauncey Golston (Jr.)

Tackles: 8, 2X, last vs. Penn State (10/12/19)
Solo: 5 at Michigan (10/5/19)
Asst: 4 vs. Penn State (10/12/19)
Sack: 1, 5X, last vs. Penn State (10/12/19)
TFL: 2.5 at Northwestern (10/26/19)
FR: 1, 3X, last vs. Mississippi State (1/1/19)
INT: 1, 2X, last at Northwestern (10/26/19)
QH: 3 vs. Purdue (10/19/19)
PB: 1 at Illinois (11/17/18)

Matt Hankins (Jr.)

Tackles: 11 vs. Purdue (10/19/19)
Solo: 8 vs. Purdue (10/19/19)
Asst: 4 vs. Boston College (12/27/17)
TFL: 0.5 vs. Penn State (10/12/19)
PB: 2 vs. Miami, Ohio (8/31/19)

Jermari Harris (Fr.)

Tackles: 2 vs. MTSU (9/28/19)
Solo: 2 vs. MTSU (9/28/19)

D.J. Johnson (RS Fr.)

Tackles: 8 at Iowa State (9/14/19)
Solo: 6 at Iowa State (9/14/19)
Asst: 2 at Iowa State (9/14/19)
PB: 2 at Iowa State (9/14/19)

Amani Jones (Sr.)

Tackles: 9 at Minnesota (10/6/18)
Solo: 5 at Minnesota (10/6/18)
Asst: 4 at Minnesota (10/6/18)
Sack: 1, 2X, last vs. Miami, Ohio (8/31/19)
TFL: 2 at Minnesota (10/6/18)
PB: 1 at Purdue (10/15/16)

Ivory Kelly-Martin (Jr.)

Tackles: 1, 4X, last at Wisconsin (11/11/17)
Solo: 1, 2X, last at Wisconsin (11/11/17)
Asst: 1, 2X, last vs. Minnesota (10/28/17)

Jack Koerner (So.)

Tackles: 13 vs. Penn State (10/12/19)
Solo: 5 at Iowa State (9/14/19)
Asst: 9 vs. Penn State (10/12/19)
FF: 1 at Michigan (10/5/19)
FR: 1 at Iowa State (9/14/19)
PB: 2 at Iowa State (9/14/19)

Cedrick Lattimore (Sr.)

Tackles: 7 vs. Penn State (10/12/19)
Solo: 3, 4X, last at Northwestern (10/26/19)
Asst: 5 vs. Penn State (10/12/19)
Sack: 1, 5X, last at Northwestern (10/26/19)
TFL: 1, 5X, last at Northwestern (10/26/19)
FF: 1 at Illinois (11/19/16)
QH: 1, 4X, last vs. MTSU (9/28/19)

Peyton Mansell (So.)

Tackles: 1 vs. UNI (9/15/18)
Solo: 1 vs. UNI (9/15/18)

Henry Marchese (RS Fr.)

Tackles: 1 at Iowa State (9/14/19)
Asst: 1 at Iowa State (9/14/19)

Kaevon Merriweather (So.)

Tackles: 5 vs. Miami, Ohio (8/31/19)
Solo: 2 vs. Miami, Ohio (8/31/19)
Asst: 3 vs. Miami, Ohio (8/31/19)
PB: 1 vs. Miami, Ohio (8/31/19)

John Milani (Sr.)

Tackles: 2, 3X, last at Illinois (11/17/18)
Solo: 2 at Purdue (11/3/18)
Asst: 1, 6X, last at Iowa State (9/14/19)

Riley Moss (So.)

Tackles: 6 at Indiana (10/13/18)
Solo: 6 at Indiana (10/13/18)
Asst: 2 vs. Maryland (10/20/18)
TFL: 1 vs. Purdue (10/19/19)
INT: 2 at Minnesota (10/6/18)
PB: 2 vs. Maryland (10/20/18)

Nick Niemann (Jr.)

Tackles: 10 vs. Wisconsin (9/22/18)
Solo: 4, 2X, last vs. Penn State (10/12/19)
Asst: 7 vs. Wisconsin (9/22/18)
Sack: 1 vs. Iowa State (9/8/18)
TFL: 1, 3X, last at Michigan (10/5/19)
QH: 1, 3X, last at Iowa State (9/14/19)

Daviyon Nixon (So.)

Tackles: 7 vs. MTSU (9/28/19)
Solo: 5 vs. MTSU (9/28/19)
Asst: 2, 2X, last at Northwestern (10/26/19)
Sack: 2 at Northwestern (10/26/19)
TFL: 2.5 vs. MTSU (9/28/19)
QH: 1, 5X, last vs. Purdue (10/19/19)
PB: 1 at Northwestern (10/26/19)

Michael Ojemudia (Sr.)

Tackles: 8, 2X, last vs. Mississippi State (1/1/19)
Solo: 6, 2X, last vs. MTSU (9/28/19)
Asst: 4, 2X, last vs. Wisconsin (9/22/18)
TFL: 0.5 vs. Wisconsin (9/22/18)
INT: 1, 5X, last vs. Rutgers (9/7/19)
PB: 2, 3X, last at Northwestern (10/26/19)

Landan Paulsen (Sr.)

Tackles: 1 vs. Miami, Ohio (8/31/19)
Solo: 1 vs. Miami, Ohio (8/31/19)

Brady Reiff (Sr.)

Tackles: 6 vs. Penn State (10/12/19)
Solo: 3 vs. Miami, Ohio (8/31/19)
Asst: 4 vs. Penn State (10/12/19)
Sack: 1, 2X, last vs. UNI (9/15/18)
TFL: 1, 2X, last vs. UNI (9/15/18)
INT: 1 vs. Wyoming (9/2/17)
QH: 1, 2X, last vs. Miami, Ohio (8/31/19)
PB: 1, 4X, last at Northwestern (10/26/19)
FF: 1 vs. Ohio State (11/4/17)

Terry Roberts (RS Fr.)

Tackles: 2, 4X, last vs. Purdue (10/19/19)
Solo: 1, 2X, last at Michigan (10/5/19)
Asst: 2, 2X, last vs. Purdue (10/19/19)





IOWA FOOTBALL

32 Bowl Games 11 Big Ten Championships 27 Consensus All-Americans 14 CFB Hall of Fame Inductees

Brady Ross (Sr.)

Tackles: 2 vs. Boston College (12/27/17)
Solo: 1, 8X, last vs. Penn State (10/12/19)
Asst: 1 vs. Boston College (12/27/17)
FR: 1 vs. Michigan (11/12/16)

Mekhi Sargent (Jr.)

Tackles: 1 at Illinois (11/17/18)
Solo: 1 at Illinois (11/17/18)

Austin Schulte (Jr.)

Tackles: 4 vs. Penn State (10/12/19)
Solo: 1, 2X, last vs. Penn State (10/12/19)
Asst: 3 vs. Penn State (10/12/19)
TFL: 1 vs. Penn State (10/12/19)
QH: 1 vs. Purdue (10/19/19)

Noah Shannon (RS Fr.)

Tackles: 1, 4X, last at Northwestern (10/26/19)
Solo: 1, 2X, last vs. MTSU (9/28/19)
Asst: 1, 2X, last at Northwestern (10/26/19)
FF: 1 vs. Rutgers (9/7/19)
FR: 1 vs. Rutgers (9/7/19)

Brandon Smith (Jr.)

Tackles: 1 at Michigan (10/5/19)
Asst: 1 at Michigan (10/5/19)

Ihmir Smith-Marsette (Jr.)

Tackles: 1 at Minnesota (10/6/18)
Solo: 1 at Minnesota (10/6/18)

Nate Stanley (Sr.)

Tackles: 1, 3X, last vs. Purdue (10/19/19)
Solo: 1, 3X, last vs. Purdue (10/19/19)

Geno Stone (Jr.)

Tackles: 8, 2X, last at Iowa State (9/14/19)
Solo: 7, 2X, last at Northwestern (10/26/19)
Asst: 6 at Nebraska (11/24/17)
TFL: 1, 2X, last at Iowa State (9/14/19)
FF: 1, 3X, last vs. Purdue (10/19/19)
FR: 1 vs. Purdue (10/19/19)
INT: 1, 6X, last at Michigan (10/5/19)
PB: 1, 4X, last at Northwestern (10/26/19)
QH: 1 vs. Purdue (10/19/19)

Jackson Subbert (Sr.)

Tackles: 1, 3X, last at Northwestern (10/26/19)
Solo: 1, 2X, last at Minnesota (10/6/18)
Asst: 1 at Northwestern (10/26/19)

Tyrone Tracy, Jr. (RS Fr.)

Tackles: 1 at Michigan (10/5/19)
Solo: 1 at Michigan (10/5/19)

Zach VanValkenburg (Jr.)

Tackles: 3 vs. MTSU (9/28/19)
Solo: 1, 2X, last at Northwestern (10/26/19)
Asst: 3 vs. MTSU (9/28/19)

Barrington Wade (Jr.)

Tackles: 3 vs. MTSU (9/28/19)
Solo: 1, 2X, last at Northwestern (10/26/19)
Asst: 3 vs. MTSU (9/28/19)
TFL: .5 vs. MTSU (9/28/19)

John Waggoner (RS Fr.)

Tackles: 1 vs. Purdue (10/19/19)
Solo: 1 vs. Purdue (10/19/19)
TFL: 1 vs. Purdue (10/19/19)
Sack: 1 vs. Purdue (10/19/19)

Kristian Welch (Sr.)

Tackles: 11 vs. Northern Illinois (9/1/18)
Solo: 7 vs. Northern Illinois (9/1/18)
Asst: 5, 2X, last vs. Penn State (10/12/19)
Sacks: 1, 2X, last at Iowa State (9/14/19)
TFL: 1, 3X, last vs. Penn State (10/12/19)
FF: 1 vs. Northern Illinois (9/1/18)
INT: 1, 2X, last at Illinois (11/17/18)
FR: 1 vs. UNI (9/15/18)
QH: 1 vs. Rutgers (9/7/19)
PB: 1, 2X, last vs. Penn State (10/12/19)

Tristan Wirfs (Jr.)

Tackles: 1 at Penn State (10/27/18)
Solo: at Penn State (10/27/18)

Devonte Young (Sr.)

Tackles: 4 vs. Purdue (10/19/19)
Solo: 4 vs. Purdue (10/19/19)
Asst: 1, 3X, last vs. Rutgers (9/7/19)
FR: 1 at Iowa State (9/14/19)

PUNT RETURNS

Max Cooper (Jr.)

Returns: 1, 2X, last vs. Purdue (10/19/19)
Yards: 12 at Nebraska (11/24/17)
Long: 12 at Nebraska (11/24/17)

Nico Ragaini (RS Fr.)

Returns: 4 at Michigan (10/5/19)
Yards: 54 at Michigan (10/5/19)
Long: 17 at Michigan (10/5/19)

Geno Stone (Jr.)

Returns: 1 vs. Purdue (10/19/19)
Yards: 8 vs. Purdue (10/19/19)
Long: 8 vs. Purdue (10/19/19)

KICKOFF RETURNS

Amani Jones (Sr.)

Returns: 1 at Michigan State (9/30/17)
Yards: 15 at Michigan State (9/30/17)
Long: 15 at Michigan State (9/30/17)

Ivory Kelly-Martin (Jr.)

Returns: 3, 3X, last at Wisconsin (11/11/17)
Yards: 67 vs. Penn State (9/23/17)
Long: 35 at Michigan State (9/30/17)

Brady Ross (Sr.)

Returns: 1, 2X, last at Purdue (10/15/16)
Yards: 13 vs. North Dakota St. (9/17/16)
Long: 13 vs. North Dakota St. (9/17/16)

Ihmir Smith-Marsette (Jr.)

Returns: 5 vs. Mississippi State (1/1/19)
Yards: 150 vs. Mississippi State (1/1/19)
Long: 74 at Nebraska (11/24/17)

Devonte Young (Sr.)

Returns: 1, 3X, last vs. Nebraska (11/23/18)
Yards: 24 at Indiana (10/13/18)
Long: 24 at Indiana (10/13/18)

SPECIALISTS

Keith Duncan (Jr.)

FG: 4, 2X, last vs. Purdue (10/19/19)
FGA: 4, 2X, last vs. Purdue (10/19/19)
PAT: 7 at Purdue (10/15/16)
Long: 49 vs. MTSU (9/28/19)

Ryan Gersonde (So.)

Punts: 5, 2X, last vs. Minnesota (10/28/17)
Yards: 263 at Northwestern (10/21/17)
Avg.: 52.6 at Northwestern (10/21/17)
Long: 61 at Northwestern (10/21/17)

Colten Rastetter (Sr.)

Punts: 9 at Wisconsin (11/11/17)
Yards: 362 at Wisconsin (11/11/17)
Avg.: 55.0 at Northwestern (10/21/17)
Long: 69 vs. Northern Illinois (9/1/18)

Michael Sleep-Dalton (Sr.)

Punts: 7 at Michigan (10/5/19)
Yards: 290 vs. Rutgers (9/7/19)
Avg: 48.3 vs. Rutgers (9/7/19)
Long: 63 vs. Purdue (10/19/19)

Nate Stanley (Sr.)

Punts: 1, 5X, last at Illinois (11/17/18)
Yards: 47 vs. Ohio State (11/4/17)
Avg. 47.0 vs. Ohio State (11/4/17)
Long: 47 vs. Ohio State (11/4/17)





IOWA FOOTBALL

32 Bowl Games 11 Big Ten Championships 27 Consensus All-Americans 14 CFB Hall of Fame Inductees

MOST POINTS

- 63 at Illinois.....11-17-18
- 62 vs. North Texas.....9-25-15
- 62 vs. Northwestern.....11-9-02
- 59 vs. Western Michigan.....9-21-13
- 59 vs. Northwestern.....11-10-01
- 57 vs. Akron.....8-31-02
- 56 at Nebraska.....11-24-17
- 56 vs. Ball State.....9-3-05
- 56 vs. Buffalo.....9-6-03

FEWEST POINTS ALLOWED

- 0 at Northwestern.....10-26-19**
- 0 vs. Rutgers.....9-7-19**
- 0 at Illinois.....11-17-18
- 0 vs. Maryland.....10-20-18
- 0 at Illinois.....11-19-16
- 0 vs. Ball State.....9-26-10
- 0 vs. Minnesota.....11-21-09
- 0 at Minnesota.....11-22-08
- 0 vs. Florida International.....9-6-08
- 0 vs. Syracuse.....9-8-07
- 0 vs. Ball State.....9-3-05
- 0 vs. Kent State.....9-1-01
- 0 vs. Northern Illinois.....9-18-99

MOST FIRST DOWNS

- 30 vs. Middle Tennessee.....9-28-19**
- 30 vs. Kent State.....9-1-01
- 29 at Iowa State.....9-9-17
- 29 vs. Indiana.....9-30-00
- 29 vs. Indiana.....10-23-99
- 28 vs. North Texas.....9-16-17
- 28 at Purdue.....11-9-13
- 28 vs. Louisiana-Monroe.....9-24-11
- 28 vs. Ball State.....9-26-10
- 28 at Indiana.....10-11-08
- 28 vs. Minnesota.....11-19-05
- 28 vs. Buffalo.....9-6-03

FEWEST FIRST DOWNS ALLOWED

- 5 vs. Rutgers.....9-7-19**
- 5 vs. Syracuse.....9-8-07
- 6 vs. Eastern Illinois.....9-4-10
- 6 at Minnesota.....11-22-08
- 6 vs. Penn State.....10-23-04
- 7 vs. Maryland.....10-20-18
- 8 vs. Ball State.....9-26-10
- 8 vs. Arizona.....9-19-09
- 9 at Purdue.....9-27-14
- 9 vs. Western Michigan.....9-21-13
- 9 vs. Georgia Tech.....1-5-10
- 9 vs. Penn State.....10-25-03

MOST RUSHING ATTEMPTS

- 60 at Iowa State.....9-14-13
- 60 vs. Kent State.....9-4-04
- 59 vs. North Texas.....9-16-17
- 59 vs. Northwestern.....11-10-01
- 58 vs. Western Michigan.....9-21-13
- 58 vs. Missouri State.....9-7-13
- 56 vs. Minnesota.....11-16-02
- 55 at Illinois.....11-15-14
- 53 at Purdue.....10-15-16
- 53 vs. Minnesota.....11-17-01
- 52 vs. Maryland.....10-20-18
- 52 at Purdue.....11-9-13

FEWEST RUSHING ATT., OPPONENT

- 17 by North Texas.....9-16-17
- 17 by Miami (Ohio).....9-7-02
- 18 by Purdue.....10-19-19**
- 19 by Iowa State.....9-14-19**
- 19 by Kent State.....9-4-05
- 20 by Western Michigan.....9-21-13
- 20 by Michigan State.....10-30-10
- 20 by Michigan.....10-26-02
- 20 by Utah State.....9-21-02
- 20 by Texas Tech.....11-29-01

MOST RUSHING YARDS

- 376 vs. Akron.....8-31-02
- 365 at Purdue.....10-15-16
- 365 vs. Minnesota.....11-16-02
- 351 vs. Middle Tennessee.....9-28-19**
- 318 at Purdue.....11-9-13
- 313 at Nebraska.....11-24-17
- 304 at Illinois.....11-15-14
- 301 vs. Illinois.....10-1-05
- 300 vs. Utah State.....9-21-02
- 298 vs. Missouri State.....9-7-13

FEWEST RUSHING YARDS ALLOWED

- 13 vs. Kent State.....9-4-04
- 6 vs. Northern Iowa.....9-15-18
- 7 at Minnesota.....11-22-08
- 10 vs. Montana.....9-2-06
- 14 vs. Miami (Ohio).....9-7-02
- 19 vs. Iowa State.....9-8-18
- 19 vs. Wisconsin.....10-12-05

MOST PASSES ATTEMPTED

- 61 vs. Indiana.....10-23-99
- 56 at Maryland.....10-18-14
- 55 vs. Ball State.....9-6-14
- 55 vs. Florida.....1-1-06
- 50 at Penn State.....10-27-18
- 51 vs. Minnesota.....11-20-99
- 48 vs. Pittsburgh.....9-17-11
- 47 vs. Michigan State.....11-12-11
- 46 vs. Michigan State.....10-5-13
- 46 vs. Purdue.....11-6-04

MOST PASSES COMPLETED

- 36 vs. Indiana.....9-30-99
- 35 vs. Ball State.....9-6-14
- 32 at Maryland.....10-18-14
- 32 vs. Florida.....1-1-06
- 31 vs. Northern Iowa.....8-30-14
- 31 vs. Pittsburgh.....9-17-11
- 30 vs. Indiana.....9-30-00
- 29 vs. Ohio State.....10-30-99
- 28 vs. Minnesota.....11-20-99

FEWEST PASSES ATT., OPPONENT

- 9 by Georgia Tech.....1-5-10
- 10 by Northwestern.....10-27-12
- 13 by Nebraska.....9-23-00
- 13 by Iowa State.....9-11-99
- 14 by Wisconsin.....11-22-14
- 14 by Minnesota.....11-8-14
- 14 by Northwestern.....10-26-13
- 14 by Nebraska.....11-23-12
- 15 by Nebraska.....9-4-99
- 16 by Maryland.....10-20-18
- 16 by Northern Illinois.....9-1-12
- 16 by Wisconsin.....11-13-99

FEWEST PASSES COMP., OPPONENT

- 2 by Georgia Tech.....1-5-10
- 6 by Maryland.....10-20-18
- 6 by Northern Illinois.....9-1-12
- 6 by Iowa State.....9-11-99
- 7 by LSU.....1-1-14
- 7 by Indiana.....10-11-14
- 7 by Northwestern.....10-27-12
- 7 by Syracuse.....9-8-07
- 7 by Buffalo.....9-6-03
- 8 by Nebraska.....11-23-12
- 8 by Ball State.....9-26-10
- 9 by Minnesota.....10-28-17
- 9 by Northwestern.....11-1-14
- 9 by Maine.....8-30-08
- 9 by Penn State.....11-13-04
- 9 by Minnesota.....10-23-04

MOST PASSING YARDS

- 426 vs. Indiana.....10-23-99
- 399 vs. Pittsburgh.....9-17-11
- 380 vs. Indiana.....9-30-00
- 377 vs. Minnesota.....11-19-05
- 364 at Minnesota.....11-18-06
- 357 vs. Purdue.....10-8-05

FEWEST PASSING YARDS ALLOWED

- 12 vs. Georgia Tech.....1-5-10
- 47 vs. Rutgers.....9-7-19**
- 47 vs. Maryland.....10-20-18
- 54 vs. Northern Illinois.....9-1-12
- 56 vs. Ball State.....9-26-10
- 58 vs. Buffalo.....9-6-03
- 63 vs. Nebraska.....11-23-12
- 72 at Purdue.....9-27-14
- 73 vs. Minnesota.....11-20-04
- 74 vs. Maryland.....10-31-15
- 75 vs. Northwestern.....11-1-14
- 79 vs. Syracuse.....9-8-07
- 82 at Illinois.....11-17-18

MOST TOTAL OFFENSE

- 644 vs. Middle Tennessee.....9-28-19**
- 613 vs. Minnesota.....11-19-05
- 602 vs. Northwestern.....11-10-01
- 593 vs. Akron.....8-31-02
- 587 at Illinois.....11-14-14
- 562 vs. Ball State.....9-26-10
- 552 vs. Indiana.....10-23-99
- 546 at Minnesota.....11-18-06
- 545 vs. Northern Iowa.....9-15-18

FEWEST TOTAL YARDS ALLOWED

- 103 vs. Syracuse.....9-8-07
- 110 vs. Kent State.....9-4-04
- 112 vs. Ball State.....9-26-10
- 115 vs. Maryland.....10-20-18
- 125 vs. Rutgers.....9-7-19**
- 134 at Minnesota.....11-22-08
- 144 vs. Montana.....9-2-06
- 144 vs. Ball State.....9-3-05

PUNTING AVERAGE (MIN. OF 4)

- 53.0 at Northwestern.....10-21-17
- 51.5 vs. Western Michigan.....9-9-00
- 51.0 vs. Arizona.....9-19-09
- 50.2 vs. Penn State.....11-4-00
- 50.0 vs. Wisconsin.....11-13-99
- 49.2 vs. LSU.....1-1-05
- 49.0 vs. Miami (Ohio).....9-7-02

MOST TIME OF POSSESSION

- 41:53 vs. Kent State.....9-4-04
- 40:55 vs. Maryland.....10-20-18
- 40:45 vs. North Texas.....9-16-17
- 38:42 vs. Northern Illinois.....9-1-12
- 38:27 vs. Michigan.....10-26-02
- 38:18 vs. Missouri State.....9-7-13
- 38:07 at Indiana.....10-11-08
- 38:03 at Iowa State.....9-14-13
- 37:56 vs. Arizona.....9-19-09
- 37:38 vs. Rutgers.....9-7-19**
- 37:37 at Minnesota.....11-22-08
- 37:36 vs. Nebraska.....11-28-14

Bold denotes 2019





IOWA FOOTBALL

#20/#19 IOWA HAWKEYES (1-0) VS. MIAMI REDHAWKS (0-1)

SATURDAY, AUG. 31, 2019 -- KINNICK STADIUM

	1	2	3	4	FINAL
MIAMI, OHIO	0	7	0	7	14
IOWA	3	7	14	14	38

ATTENDANCE: 69,250

TEMPERATURE: 70 DEGREES

TIME OF GAME: 3 HOURS, 5 MINUTES

UP NEXT: IOWA vs. RUTGERS | SEPT. 7 | 11 A.M. | FS1

IOWA NOTES

POSTGAME NOTES

Iowa (1-0) defeated Miami, Ohio (0-1), 38-14 on Saturday at Kinnick Stadium

INDIVIDUAL NOTES

QB Nate Stanley threw 3 touchdowns to raise his career total to 55, 1 behind Ricky Stanzi (56) for third all-time in program history. He has 15 career multi-touchdown games.

QB Nate Stanley had 252 yards passing, raising his career total to 5,603 and passing C.J. Beathard for eighth all-time in school history.

LG Landan Paulsen and RG Levi Paulsen became the first set of twin brothers to start for the Hawkeyes since SS Kent Ellis and CB Kevin Ellis in 1980. The last brothers to start in the same game for the Hawkeyes were James and LeShun Daniels. James was Iowa's starting center in the 2016 season opener against Miami (Ohio), and LeShun was Iowa's starting running back.

K Keith Duncan scored 8 points (1 FG, 5 PAT). Duncan had not played in game since January 1, 2017 at the Outback Bowl.

WR Oliver Martin made his Hawkeye debut and caught a 9-yard touchdown. Martin had one receiving touchdown for Michigan in 2018.

MISCELLANEOUS

Iowa is 97-32-2 (.740) in season-opening games, including a 18-3 mark under coach Kirk Ferentz. The Hawkeyes have won six straight season openers and are 18-1 since 2001. Iowa has won nine straight nonconference games over the last two seasons.

Iowa opened the season under the lights at Kinnick Stadium for the first time in program history. Iowa has hosted 19 night games in Kinnick Stadium's history, holding a 13-6 record in those contests.

Miami won the toss and elected to defer. The Hawkeyes have played 254 games under head coach Kirk Ferentz. Iowa has opened the game on offense 190 times (117-73). The Hawkeyes have opened the game on defense 64 times (36-28).

Ten different Hawkeyes had at least one reception. Including career firsts from TE Sean Beyer, WR Oliver Martin (first as a Hawkeye), and RB Tyler Goodson.

Instant replay:

1) Miami player made the line to gain for a first down (reversed)

UP NEXT

The Hawkeyes host Rutgers on Sept. 7 at 11 a.m. (CT) at Kinnick Stadium.

SCORING SUMMARY

First Quarter

IA -- Keith Duncan, 21-yard field goal

Second Quarter

MU -- Jack Sorensen, 11-yard pass from Gabbert (Sloman kick)

IA -- Brandon Smith, 9-yard pass from Stanley (Duncan kick)

Third Quarter

IA -- Oliver Martin, 9-yard pass from Stanley (Duncan kick)

IA -- Mekhi Sargent, 2-yard rush (Duncan kick)

Fourth Quarter

MU -- Andrew Homer, 20-yard pass from Gabbert (Sloman kick)

IA -- Toren Young, 2-yard rush (Duncan kick)

IA -- Smith-Marsette, 6-yard pass from Stanley (Duncan kick)

TEAM STATS

MU	TEAM STATS	IOWA
11	First Downs	26
25-59	Rushes-Yards	41-213
189	Passing Yards	252
17-27-1	Com-Att-Int	21-30-0
52-245	Total Offense	71-465
7-42.9	Punts-Avg.	1-31
0-0	Fumbles-Lost	1-1
10-77	Penalties-Yards	5-32
24:03	Possession Time	35:57

INDIVIDUAL LEADERS

RUSHING:

MU: Johnson 6-22; Thomas 5-18; Bester 5-16

IOWA: Sargent 14-91; Young 9-48

PASSING:

MU: Gabbert 17-27-186, 2 TD, 1 INT

IOWA: Stanley 21-30-252, 3 TD, 0 INT

RECEIVING:

MU: Sorenson 5-44; Johnson 5-23; Mayock 3-65

IOWA: Sargent 4-65; Smith-Marsette 4-35-1; Beyer 3-30

TACKLES:

MU: Weatherford 10; McWood 10; Brown 7

IOWA: Colbert 8; Welch 8; Merriweather 5





IOWA FOOTBALL

#20/19 IOWA HAWKEYES (2-0, 1-0) VS. RUTGERS (1-1, 0-1)

SATURDAY, SEPT. 7, 2019 -- KINNICK STADIUM

	1	2	3	4	FINAL
RUTGERS	0	0	0	0	0
IOWA	7	13	7	3	30

ATTENDANCE: 61,808

TEMPERATURE: 72 DEGREES

TIME OF GAME: 3 HOURS, 6 MINUTES

UP NEXT: IOWA at IOWA STATE | SEPT. 13 | 3 P.M. | FS1

IOWA NOTES

INDIVIDUAL NOTES

QB Nate Stanley threw three touchdowns today (58, 7) to raise his career total to 58 and pass Ricky Stanzi (56) for third in program history. Only Chuck Long (74) and Drew Tate (61) have more career passing touchdowns than Stanley.

QB Nate Stanley has thrown at least one touchdown in seven straight games, the longest streak of his career. He threw three touchdowns today and has 16 career multi-touchdown games. He has 10 career games with at least three passing touchdowns. Only Chuck Long has more in program history (11).

QB Nate Stanley passed for 236 yards today, raising his career total to 5,839 and passing James Vandenberg (5,786) for seventh on Iowa's all-time list.

WR Ihmir Smith-Marsette recorded his first career 100-yard receiving game. He had a career-high 113 yards receiving, and tied career highs in receptions (4) and receiving touchdowns (2).

WR Tyrone Tracy scored his first career touchdown, a 7-yard reception from QB Nate Stanley.

RB Ivory Kelly-Martin tied a career-long with a 25-yard reception to set up Iowa's second touchdown.

PK Keith Duncan connected on a career-long 46-yard field goal in the second quarter.

LB Djimon Colbert recorded his first career interception (6-yard return). The turnover set up a 19-yard field goal before halftime.

DB Michael Ojemudia recorded an interception, his second of the season and fifth of his career.

MISCELLANEOUS

Iowa's defense allowed five first downs, tied for the lowest in the Ferentz era, and 125 yards total offense, the fourth lowest total in the Ferentz era.

Iowa allowed 41 yards passing, the second lowest in the Ferentz era (Georgia Tech, Jan. 5, 2010). The Hawkeyes registered eight quarterback hurries, four by DE A.J. Epenesa.

Iowa recorded its first shutout since blanking Illinois 63-0 on Nov. 17, 2018.

Rutgers gained zero total yards on nine offensive plays in the second quarter.

The Hawkeyes have scored in every quarter this season.

SCORING SUMMARY

First Quarter

IA -- Ihmir Smith-Marsette, 58-yard pass from Stanley (Duncan kick)

Second Quarter

IA -- Tyrone Tracy, 7-yard pass from Stanley (Duncan kick)

IA -- Keith Duncan, 46-yard field goal

IA -- Keith Duncan, 19-yard field goal

Third Quarter

IA -- Ihmir Smith-Marsette, 23-yard pass from Stanley (Duncan kick)

Fourth Quarter

IA -- Keith Duncan, 43-yard field goal

TEAM STATS

RU	TEAM STATS	IOWA
5	First Downs	23
23-84	Rushes-Yards	39-194
189	Passing Yards	244
9-26-2	Com-Att-Int	19-34-0
49-125	Total Offense	73-438
10-47.6	Punts-Avg.	6-48.3
1-1	Fumbles-Lost	0-0
7-61	Penalties-Yards	4-37
22:22	Possession Time	37:38

INDIVIDUAL LEADERS

RUSHING:

RU: Pacheco 10-42; Blackshear 6-30

IOWA: Sargent 13-59; Young 9-59; Goodson 10-53

PASSING:

RU: Carter 5-15-22, 0 TD, 1 INT

IOWA: Stanley 16-28-236, 3 TD, 0 INT

RECEIVING:

RU: Blackshear 4-(-1); Pacheco 3-25; Melton 1-17

IOWA: Smith-Marsette 4-113-2; Tracy 3-42; Ragaini 3-21

TACKLES:

RU: Fogg 7; Singleton 7; Young 4

IOWA: Welch 8; Colbert 5; Stone 4





IOWA FOOTBALL

#19/18 IOWA HAWKEYES (3-0) at IOWA STATE (1-1)

SATURDAY, SEPT. 14, 2019 -- JACK TRICE STADIUM

	1	2	3	4	FINAL
IOWA	3	3	3	9	18
IOWA STATE	7	0	7	3	17

ATTENDANCE: 61,500

TEMPERATURE: 72 DEGREES

TIME OF GAME: 5 HOURS, 54 MINUTES

UP NEXT: IOWA vs. MIDDLE TENNESSE STATE | SEPT. 28 | TIME TBA

IOWA NOTES

Iowa (3-0) defeated Iowa State (1-1), 18-17, on Saturday at Jack Trice Stadium.

It is the first time in 67 meetings the game was decided by a single point.

Iowa retains possession of the Cy-Hawk Trophy. Iowa is 14-3 in its last 17 rivalry trophy games (Iowa State, Minnesota, Nebraska, Wisconsin).

Iowa has won five straight in the series, its longest streak since winning 15 in a row from 1983-97. The Hawkeyes have won four straight in Ames. Iowa improved to 45-22 in the series.

Saturday's game is the second event in the 16th annual Iowa Corn Cy-Hawk series. Iowa leads the 2019-20 Iowa Corn Cy-Hawk Series, 5-0 with wins in soccer and football.

INDIVIDUAL NOTES

QB Nate Stanley totaled 222 yards of offense, raising his career total to 5,979, seventh most in school history. He passed James Vandenberg (5,853) and Matt Sherman (5,948) in today's game.

K Keith Duncan set a career high with four field goals (25, 40, 42, 39). His 39-yard field goal with 4:51 left in the fourth quarter proved to be the game winner. He is 8-8 on field goal attempts this season, and 4-4 on attempts 40 yards or longer.

P Michael Sleep-Dalton averaged 47.2 yards on five punts. He had punts of 50 and 51 yards.

WR Nico Ragaini led Iowa with a career-high five receptions.

DB D.J. Johnson led Iowa with a career-high nine tackles. He had seven solo stops, one tackle-for-loss, and two pass breakups.

FS Jack Koerner had a career-high eight tackles. LB Djimon Colbert and DB Geno Stone matched their career highs with eight tackles.

MISCELLANEOUS

Iowa held a 2-0 advantage in turnovers, including a fumble recovery in the fourth quarter to clinch the game. Iowa has not had a turnover against Iowa State since 2015.

Iowa has won 10 straight non-conference games since the 2017 season opener.

The game was delayed twice due to weather for a total of 2 hours and 55 minutes. The first delay lasted 49 minutes. The second delay lasted 2 hours and 6 minutes. It is the second time Iowa has experienced an in-game weather delay (Iowa vs. Tennessee Tech, Sept. 3, 2011,

SCORING SUMMARY

First Quarter

IA -- Keith Duncan, 25-yard field goal

ISU -- Pettway, 51-yard pass from Jones (Assalley kick)

Second Quarter

IA -- Keith Duncan, 40-yard field goal

Third Quarter

ISU -- Milton, 73-yard pass from Purdy (Assalley kick)

IA -- Keith Duncan, 42-yard field goal

Fourth Quarter

IA -- Nate Stanley, 1-yard rush (2-point conversion failed)

ISU -- Assalley 26-yard field goal

IA -- Keith Duncan, 39-yard field goal

TEAM STATS

IOWA	TEAM STATS	IOWA STATE
18	First Downs	20
37-112	Rushes-Yards	19-91
201	Passing Yards	327
22-35-0	Com-Att-Int	25-35-0
72-313	Total Offense	54-418
5-47.2	Punts-Avg.	4-39.2
0-0	Fumbles-Lost	2-2
4-15	Penalties-Yards	5-21
34:58	Possession Time	25:02

INDIVIDUAL LEADERS

RUSHING:

ISU: Nwangwu 6-54; Purdy 9-34

IOWA: Sargent 13-58; Kelly-Martin 5-20;

PASSING:

ISU: Purdy 24-34-276, 1 TD, 0 INT

IOWA: Stanley 22-35-201, 0 TD, 0 INT

RECEIVING:

ISU: Milton 8-144; Pettway 5-83

IOWA: Ragaini 5-43; B. Smith 4-51; Smith-Marsette 3-46

TACKLES:

ISU: Eisworth 15; White 11; Johnson 8

IOWA: Johnson 9; Colbert 8; Koerner 8; Stone 8





IOWA FOOTBALL

#14 IOWA HAWKEYES (4-0) vs. MIDDLE TENNESSEE (1-3)

SATURDAY, SEPT. 28, 2019 -- KINNICK STADIUM

	1	2	3	4	FINAL
MIDDLE TENNESSEE	0	0	3	0	3
#14 IOWA	17	7	10	14	48

ATTENDANCE: 63,706

TEMPERATURE: 63 DEGREES

TIME OF GAME: 3 HOURS, 6 MINUTES

UP NEXT: IOWA at MICHIGAN | OCT. 5 | 11 AM (CT)

IOWA NOTES

Iowa had 644 yards of total offense, the most in the Ferentz era (previous best was 613 vs. Minnesota in 2005). Iowa's 351 rushing yards rank fourth in the Ferentz era.

INDIVIDUAL NOTES

QB Nate Stanley made his 30th consecutive start at quarterback. The only other players in school history with 30 or more consecutive starts at quarterback are Chuck Long (47), Matt Sherman (32), and Matt Rodgers (31). Stanley is 21-9 in 30 career starts.

QB Nate Stanley improved to 11-0 all-time against non-conference opponents (9-0 in the regular season, 2-0 in bowl games).

QB Nate Stanley totaled 275 yards of offense, raising his career total to 6,244, sixth most in school history. He passed C.J. Beathard (5,991) in today's game.

QB Nate Stanley threw two touchdown passes, raising his career total to 60. He has 17 career multi-touchdown games. He is one of three players in school history to throw 60 or more touchdowns (Drew Tate, 61; Chuck Long, 74).

K Keith Duncan kicked a career-long 49-yard field goal on Iowa's second possession. He connected on a 42-yard attempt in the third quarter. He is 6-6 on attempts 40 yards or longer this season. His miss from 39 yards was his first miss of the season. He is 10-11 on field goal attempts this season.

DE Daviyon Nixon had a career-high seven tackles and 2.5 tackles-for-loss (14 yards). He registered his first career sack (8 yards)

RB Toren Young rush for a career-high 131 yards. It is his first career 100-yard rushing game.

WR Tyrone Tracy had a career-high 85 yards receiving.

TE Shaun Beyer's 27-yard reception is a career-long.

WR Brandon Smith set career highs in receptions (6), receiving yards (71), and receiving touchdowns (2).

RB Tyler Goodson rushed for a career-high 97 yards on a career-high 12 attempts.

Three Hawkeyes scored their first career rushing touchdowns: FB Brady Ross (1), WR Ihmir Smith-Marsette (14), and QB Spencer Petras (1).

SCORING SUMMARY

First Quarter

IA -- Mekhi Sargent, 4-yard rush (Duncan kick)
 IA -- Keith Duncan, 49-yard field goal
 IA -- Brandon Smith, 18-yard pass from Stanley (Duncan kick)

Second Quarter

IA -- Brady Ross, 1-yard rush (Duncan kick)

Third Quarter

IA -- Keith Duncan, 42-yard field goal
 MT -- Crews Holt, 43-yard field goal
 IA -- Ihmir Smith-Marsette, 14-yard rush (Duncan kick)

Fourth Quarter

IA -- Brandon Smith, 10-yard pass from Stanley (Duncan kick)
 IA -- Spencer Petras, 1-yard rush (Duncan kick)

TEAM STATS

MIDDLE TENNESSEE	TEAM STATS	IOWA
12	First Downs	30
24-80	Rushes-Yards	51-351
136	Passing Yards	293
17-27-0	Com-Att-Int	20-29-0
51-216	Total Offense	80-644
8-41.9	Punts-Avg.	1-34
0-0	Fumbles-Lost	0-0
8-72	Penalties-Yards	3-20
24:03	Possession Time	35:57

INDIVIDUAL LEADERS

RUSHING:

MT: O'Hara 10-33; McDonald 6-22
 IOWA: Young 11-131; Goodson 12-97; Sargent 14-91

PASSING:

MT: O'Hara 15-22-110, 0 TD, 0 INT
 IOWA: Stanley 17-25-276, 2 TD, 0 INT

RECEIVING:

MT: Pierce 6-43; Lee 2-16
 IOWA: Smith 6-71; Smith-Marsette 4-60; Tracy 3-85

TACKLES:

MT: Moffatt 12; Blankenship 8; Brooks 7
 IOWA: Welch 9; Ojemudia 7; Nixon 7





IOWA FOOTBALL

#14 IOWA HAWKEYES (4-1, 1-1) at #19 MICHIGAN (4-1, 2-1)

SATURDAY, OCT. 5, 2019 -- MICHIGAN STADIUM

	1	2	3	4	FINAL
#14 IOWA	0	3	0	0	3
#19 MICHIGAN	10	0	0	0	10

ATTENDANCE: 111,519

TEMPERATURE: 55 DEGREES

TIME OF GAME: 3 HOURS, 25 MINUTES

UP NEXT: IOWA vs. PENN STATE | OCT. 12 | 6:30 PM (CT)

IOWA NOTES

INDIVIDUAL NOTES

QB Nate Stanley passed for 260 yards, raising his career total to 6,576. He passed Matt Sherman (6,399) in today's game for sixth all-time in program history.

DB Geno Stone's interception in the second quarter was his first of the season and sixth of his career. He tied for the team lead with four interceptions in 2018.

WR Ihmir Smith-Marsette's 37-yard kickoff return was a season-long.

DE Chauncey Golston tied for the team-lead with a career-high eight tackles. LB Kristian Welch also had eight tackles. Welch has led or shared the team lead in tackles in four-of-five games this season.

WR Nico Ragaini led Iowa with a career-high six catches. His 46 yards receiving are also a career best.

RB Tyler Goodson set career highs in receptions (6) and receiving yards (62). His 62 receiving yards led the team.

On his fourth pass attempt, QB Nate Stanley threw his first interception of the season, ending his streak of 139 attempts without an interception. Stanley threw three interceptions, a career-high, and the most by a Hawkeye quarterback since C.J. Beathard threw three interceptions against Florida at the 2017 Outback Bowl.

MISCELLANEOUS

The 10 points allowed by Iowa are the fewest points allowed in a loss since falling to Iowa State, 9-6, on Sept. 8, 2012. Iowa came into the game 61-1 when holding opponents to 10 points or fewer under Kirk Ferentz.

RB Mekhi Sargent's fumble on Iowa's first play from scrimmage was the first fumble lost by a Hawkeye tailback (Goodson, Kelly-Martin, Sargent, Young) in 186 carries (at Northwestern, Nov. 10, 2018).

Michigan's 2-yard touchdown rush in the second quarter was the first rushing touchdown allowed by Iowa this season.

The Hawkeyes were held scoreless in the first quarter. It was the first time this year Iowa was held scoreless in a quarter, and the first time in 19 quarters dating back to the first quarter of the 2019 Outback Bowl.

Iowa was held out of the endzone for the first time since the 2017 Outback Bowl (L, 30-3).

Today's attendance was 111,519, the second largest crowd ever for an Iowa football game. The top five attended games are all at Michigan.

SCORING SUMMARY

First Quarter

UM -- Jake Moody, 28-yard field goal

UM -- Zach Charbonnet, 2-yard rush (Nordin kick)

Second Quarter

IA -- Keith Duncan, 22-yard field goal

Third Quarter

Fourth Quarter

TEAM STATS

IOWA	TEAM STATS	MICHIGAN
18	First Downs	13
30-1	Rushes-Yards	33-120
260	Passing Yards	147
23-42-3	Com-Att-Int	14-26-1
72-261	Total Offense	59-267
7-38.3	Punts-Avg.	8-45.6
1-1	Fumbles-Lost	2-0
8-60	Penalties-Yards	4-35
33:57	Possession Time	26:03

INDIVIDUAL LEADERS

RUSHING:

IOWA: Young 8-49; Goodson 6-15

MICHIGAN: Charbonnet 13-42; Wilson 4-28

PASSING:

IOWA: Stanley 23-42-260, 0 TD, 3 INT

MICHIGAN: Patterson 14-26-147, 0 TD, 1 INT

RECEIVING:

IOWA: Ragaini 6-46; Goodson 5-62; Smith-Marsette 4-60

MICHIGAN: Peoples-Jones 4-26; Collins 3-63

TACKLES:

IOWA: Welch 8; Golston 8; Niemann 7

MICHIGAN: Hudson 11; Glasgow 9; Hill 6





IOWA FOOTBALL

#10 PENN STATE (6-0, 3-0) vs. #17 IOWA HAWKEYES (4-2, 1-2)

SATURDAY, OCT. 12, 2019 -- KINNICK STADIUM

	1	2	3	4	FINAL
#10 PENN STATE	0	7	3	7	17
#17 IOWA	3	3	0	6	12

ATTENDANCE: 69,034

TEMPERATURE: 54 DEGREES

TIME OF GAME: 3 HOURS, 26 MINUTES

UP NEXT: IOWA vs. PURDUE | OCT. 19 | 11 A.M. (CT)

IOWA NOTES

INDIVIDUAL NOTES

FS Jack Koerner had a game and career-high 13 tackles, the most by a Hawkeyes since LB Josey Jewell had 13 against Purdue in 2017. Four more Hawkeyes set career highs in tackles: DL Cedrick Lattimore (7), DL Brady Reiff (6), LB Dillon Doyle (5), and DL Austin Schulte (4). DE Chauncey Golston tied his career high with eight tackles.

QB Nate Stanley set season highs in completions (25), attempts (43), and passing yards (286).

Three Hawkeyes set career highs in receptions and receiving yards: Brandon Smith (7-86), Nico Ragaini (7-55), and Nate Wieting (4-54). WR Ihmir Smith-Marette set a career high in receptions (5).

QB Nate Stanley threw one touchdown pass, raising his career total to 61 and tying Drew Tate for second all-time in program history. He trails Chuck Long (74) on the all-time list.

QB Nate Stanley passed for 286 yards, raising his career total to 6,862. He passed Matt Rodgers (6,725) for fifth in school history. Stanley totaled 281 yards of offense tonight, raising his career total to 6,720 yards of total offense, fifth all-time. He passed Chuck Hartlieb tonight on Iowa's all-time list.

RB Tyler Goodson's 29-yard rush in the second quarter was a career long.

RG Mark Kallenberger made his first career start.

MISCELLANEOUS

The last three games in the series have been decided by one possession.

Iowa scored three points in the first quarter. It is the first time this season Penn State allowed points in the first quarter.

Penn State won the toss and deferred. The Hawkeyes have played 259 games under head coach Kirk Ferentz. Iowa has opened the game on offense 194 times (120-74). The Hawkeyes have opened the game on defense 65 times (36-29).

Instant replay:

- 1) Penn State touchdown (confirmed)
- 2) Penn State touchdown (reversed)
- 3) Nate Stanley incomplete pass (confirmed)
- 4) Penn State targeting (reversed)
- 5) Iowa touchdown (confirmed)

UP NEXT

The Hawkeyes host Purdue on Oct. 19 at Kinnick Stadium. Kickoff is at 11 a.m. (CT). The game is televised on ESPN2.

SCORING SUMMARY

First Quarter

IA -- Keith Duncan, 47-yard field goal

Second Quarter

PSU -- KJ Hamler, 22-yard pass from Clifford (Pinegar kick)

IA -- Keith Duncan, 24-yard field goal

Third Quarter

PSU -- Jake Pinegar, 33-yard field goal

Fourth Quarter

PSU -- Noah Cain, 5-yard touchdown rush (Pinegar kick)

IA -- B. Smith, 33-yard pass from Stanley (2-pt conversion failed)

TEAM STATS

PENN STATE	TEAM STATS	IOWA
20	First Downs	21
53-177	Rushes-Yards	30-70
117	Passing Yards	286
12-24-0	Com-Att-Int	25-43-1
77-294	Total Offense	73-356
7-42.1	Punts-Avg.	5-35.0
0-0	Fumbles-Lost	3-1
8-80	Penalties-Yards	1-5
32:52	Possession Time	27:08

INDIVIDUAL LEADERS

RUSHING:

PENN STATE: Cain 22-102; Clifford 16-52

IOWA: Goodson 8-35; Young 7-22

PASSING:

PENN STATE: Clifford 12-24-117, 1 TD, 0 INT

IOWA: Stanley 25-43-286, 1 TD, 1 INT

RECEIVING:

PENN STATE: Hamler 7-61; Freiermuth 2-25

IOWA: Smith 7-86; Ragaini 7-55; Smith-Marsette 5-72

TACKLES:

PENN STATE: Reid 7; Wade 7; Mustipher 7

IOWA: Koerner 13; Welch 8; Golston 8





IOWA FOOTBALL

PURDUE BOILERMAKERS (2-5, 1-3) vs. #23 IOWA HAWKEYES (5-2, 2-2)

SATURDAY, OCT. 19, 2019 -- KINNICK STADIUM

	1	2	3	4	FINAL
PURDUE	0	7	0	13	20
#23 IOWA	6	3	7	10	26

ATTENDANCE: 69,250

TEMPERATURE: 58 DEGREES

TIME OF GAME: 3 HOURS, 13 MINUTES

UP NEXT: IOWA at NORTHWESTERN | OCT. 26 | 11 A.M. (CT)

IOWA NOTES

INDIVIDUAL NOTES

WR Brandon Smith set career highs in receptions (9) and receiving yards (106). It is his first career 100-yard receiving game. Smith left the game following his ninth reception with 4:21 left in the fourth quarter and did not return.

QB Nate Stanley made his 33rd consecutive start, the second longest streak by a Hawkeye QB in program history (Long, 47).

QB Nate Stanley passed for 260 yards, raising his career total to 7,122. He passed Chuck Hartlieb (6,934) for fourth in school history. Stanley totaled 269 yards of offense tonight, raising his career total to 6,989 yards of total offense, fourth all-time. He passed Matt Rodgers (6,855) on Iowa's all-time list.

DL John Waggoner's 7-yard sack in the second quarter was his first career tackle.

RB Tyler Goodson's 1-yard touchdown rush in the third quarter was the first touchdown of his career.

WR Ihmir Smith-Marsette caught 3 passes for 57 yards. He has 991 career receiving yards. He is nine yard shy of becoming the 42nd player in program history to reach 1,000 yards receiving.

LB Dillon Doyle made his first career start.

RB Mekhi Sargent's 14-yard touchdown rush in the fourth quarter ties for Iowa's longest touchdown rush (Smith-Marsette) of the season. Iowa has nine touchdown rushes this season (2, 2, 1, 4, 1, 14, 1, 1, 14).

K Keith Duncan connected on four field goals (30, 44, 42, 38). He is 10-11 on field goal tries of 40-yards or more.

P Michael Sleep-Daulton's 63-yard punt in the fourth quarter was a season-long.

DB Matt Hankins recovered a fumble in the second quarter. SS Geno Stone forced the fumble. It is the first career fumble recovery by Hankins, the third career forced fumble for Stone. Hankins had a game and career-high 11 tackles. Freshman Dane Belton had a career-high six tackles.

MISCELLANEOUS

Iowa's defense allowed 33 yards rushing, the lowest total allowed against a Big Ten team since holding Minnesota to 30 yards rushing in 2013. Purdue rushed 18 times, the third lowest total by any opponent in the Ferentz era.

SCORING SUMMARY

First Quarter

IA -- Keith Duncan, 30-yard field goal

IA -- Keith Duncan, 44-yard field goal

Second Quarter

IA -- Keith Duncan, 42-yard field goal

PU -- David Bell, 7-yard pass from Plummer (Dellinger kick)

Third Quarter

IA -- Tyler Goodson, 1-yard rush (Duncan kick)

Fourth Quarter

IA -- Keith Duncan, 38-yard field goal

PU -- J.D. Dillinger, 27-yard field goal

PU -- J.D. Dillinger, 36-yard field goal

IA -- Mekhi Sargent, 14-yard rush (Duncan kick)

PU -- Payne Durham, 1-yard pass from Plummer (Dellinger kick)

TEAM STATS

PURDUE	TEAM STATS	IOWA
17	First Downs	19
18-33	Rushes-Yards	33-102
327	Passing Yards	260
30-50-1	Com-Att-Int	23-33-1
68-360	Total Offense	66-362
6-36.8	Punts-Avg.	4-47.2
2-1	Fumbles-Lost	0-0
5-40	Penalties-Yards	7-60
24:22	Possession Time	35:38

INDIVIDUAL LEADERS

RUSHING:

PURDUE: Doerue 10-26; Plummer 7-4

IOWA: Sargent 13-68; Young 5-17

PASSING:

PURDUE: Plummer 30-50, 327, 2 TD, 1 INT

IOWA: Stanley 23-33, 260, 0 TD, 1 INT

RECEIVING:

PURDUE: Bell 13-197; Hopkins 5-51

IOWA: Smith 9-106; Ragaini 6-31; Smith-Marsette 3-57

TACKLES:

PURDUE: Barnes 8; Mosley 7; Thineeman 7; Holt 7

IOWA: Hankins 11; Belton 6; Stone 6; Colbert 6





IOWA FOOTBALL

#20 IOWA HAWKEYES (6-2, 3-2) vs. NORTHWESTERN WILDCATS (1-6, 0-5)

SATURDAY, OCT. 26, 2019 -- RYAN FIELD

	1	2	3	4	FINAL
#20 IOWA	7	3	7	3	20
NORTHWESTERN	0	0	0	0	0

ATTENDANCE: 42,104
 TEMPERATURE: 47 DEGREES
 TIME OF GAME: 2 HOURS, 53 MINUTES
 UP NEXT: IOWA BYE WEEK | NOV. 2

IOWA NOTES

Iowa is bowl eligible for the 18th time in the last 19 seasons.

Kirk Ferentz has 94 Big Ten Conference wins, one shy of tying Joe Paterno for No. 5 all-time in conference history.

Iowa has four shutouts in its last 11 Big Ten Conference games (Rutgers and Northwestern in 2019, Maryland and Illinois in 2018). No other Big Ten team has more than one shutout since the start of 2018.

QB Nate Stanley's 50-yard touchdown pass to WR Tyrone Tracy in the first quarter was the 62nd touchdown pass of his career, No. 2 all-time in program history (Chuck Long, 74). Stanley entered the game tied with QB Drew Tate (61) on the all-time list.

WR Tyrone Tracy's 50-yard touchdown reception in the first quarter was his longest career reception, and second career touchdown. The play was Iowa's third longest of the season (Smith-Marsette 58-yard touchdown reception vs. Rutgers; Toren Young 52-yard rush against Middle Tennessee State).

DE Chauncey Golston recorded an interception (3 yards) in the first quarter, his second career interception (2019 Outback Bowl).

QB Nate Stanley made his 34th consecutive start, the second longest streak by a Hawkeye QB in program history (Long, 47).

RB Mekhi Sargent's 1-yard rushing touchdown in the third quarter was his fourth rushing touchdown of the year, and Iowa's 10th of the season. Among Iowa's 10 rushing scores, five have been from the 1-yard line, each by a different Hawkeye (QB Nate Stanley, FB Brady Ross, QB Spencer Petras, RB Tyler Goodson, Sargent).

DB Dane Belton made his first career start and recorded five tackles. He is the 25th true freshman in the Ferentz era to start.

WR Ihmir Smith-Marsette's 7-yard reception in the first quarter put him over 1,000 career receiving yards. He is the 42nd player in program history to reach 1,000 yards receiving. He has 71 career receptions for 1,011 yards.

TE Sam LaPorta's 41-yard reception in the second quarter was his first career reception.

WR Tyrone Tracy caught 2 passes for a career-high 88 yards.

K Keith Duncan connected on two field goals today (40, 28). He missed from 46 yards. Duncan is 11-13 on field goal tries of 40-yards or more this season. He has 19 made field goals this season, the most since Daniel Murray had 19 in 2009, and tied for the fifth most in single-season history.

SCORING SUMMARY

First Quarter

IA -- Tyrone Tracy, 50-yard pass from Stanley (Duncan kick)

Second Quarter

IA -- Keith Duncan, 40-yard field goal

Third Quarter

IA -- Mekhi Sargent, 1-yard rush (Duncan kick)

Fourth Quarter

IA -- Keith Duncan, 28-yard field goal

TEAM STATS

IOWA	TEAM STATS	NORTHWESTERN
12	First Downs	13
40-123	Rushes-Yards	35-64
179	Passing Yards	138
12-26-0	Com-Att-Int	18-32-1
66-302	Total Offense	67-202
6-41.8	Punts-Avg.	6-33.7
0-0	Fumbles-Lost	0-0
4-50	Penalties-Yards	2-21
33:31	Possession Time	26:29

INDIVIDUAL LEADERS

RUSHING:

IOWA: Goodson 11-58; Sargent 15-46

NORTHWESTERN: Bowser 14-36; Anderson 5-31

PASSING:

IOWA: Stanley 12-26-179, 1 TD, 0 INT

NORTHWESTERN: Smith 18-32-138, 0 TD, 1 INT

RECEIVING:

IOWA: Smith-Marsette 3-20; Tracy 2-88; LaPorta 2-43

NORTHWESTERN: Chiaokhioa-Bowman 4-41; James 3-21

TACKLES:

IOWA: Stone 7; Doyle 7; Epenesa 5; Nixon 5

NORTHWESTERN: Gallagher 5; Newsome 6; Bergin 5





IOWA FOOTBALL

2019 Numerical Roster

No.	Name	Pos.	No.	Name	Pos.	No.	Name	Pos.
1	* Wes Dvorak	DB	22	Michael Sleep-Dalton	P	59	Nathan Nelson	DE
1	Nolan Donald	WR	23	Shadrick Byrd	RB	60	Noah Fenske	OL
2	Peyton Mansell	QB	26	* Kaevon Merriweather ^	DB	61	** Cole Banwart	OL
2	Ryan Gersonde	P	27	Jermari Harris	DB	63	Justin Britt	OL
3	Tyrone Tracy, Jr.	WR	28	** Toren Young	RB	64	Kyler Schott	OL
3	* Keith Duncan	PK	28	* Jack Koerner	DB	65	Tyler Linderbaum	OL
4	** Nate Stanley ^	QB	29	Sebastian Castro	DB	66	*** Levi Paulsen	OL
4	Dane Belton	DB	29	Jackson Ritter	WR	66	Dalles Jacobus	DL
5	Jestin Jacobs	LB	30	Quinn Schulte	DB	68	* Landan Paulsen	OL
5	Oliver Martin	WR	31	Jack Campbell	LB	69	Tyler Endres	OL
6	** Ihmir Smith-Marsette ^	WR	32	* Djimon Colbert	LB	70	Kyle Sorensen	OL
7	** Colten Rastetter	P	33	* Riley Moss ^	DB	71	* Mark Kallenberger	OL
7	Spencer Petras	QB	34	*** Kristian Welch ^	LB	72	Coy Kirkpatrick	OL
8	** Matt Hankins ^	DB	35	* Barrington Wade	LB	73	Cody Ince	OL
8	Alex Padilla	QB	36	*** Brady Ross	FB	74	** Tristan Wirfs ^	OL
9	** Geno Stone ^	DB	37	Kyler Fisher	DB	74	Austin Schulte	DL
9	Jack Combs	WR	38	Monte Pottebaum	FB	75	Jeff Jenkins	OL
10	* Mekhi Sargent	RB	39	*** Nate Wieting	TE	76	Ezra Miller	OL
10	Caleb Shudak	PK	40	Turner Pallissard	FB	77	** Alaric Jackson	OL
11	*** Michael Ojemudia	DB	41	Colton Dinsdale	LB	79	Jack Plumb	OL
11	Connor Kapisak	QB	41	Johnny Plewa	FB	80	Josiah Miamen	TE
12	* Brandon Smith ^	WR	42	** Shaun Beyer	TE	81	Desmond Hutson	WR
12	D.J. Johnson	DB	43	Dillon Doyle	LB	82	Calvin Lockett	WR
13	* Henry Marchese	DB	44	Seth Benson ^	LB	83	Alec Kritta	WR
13	Joe Evans	DE	45	* Joe Ludwig	FB	84	Sam LaPorta	TE
14	Daraun McKinney	DB	46	Logan Klemp	LB	84	Austin Spiewak	LS
15	Dallas Craddieth	DB	47	Nick Anderson	LB	85	Logan Lee	DE/TE
15	Tyler Goodson	RB	48	Bryce Schulte	TE	85	* Nate Vejvoda	LS
16	Terry Roberts	DB	49	** Nick Niemann	LB	86	Tommy Kujawa	TE
16	Charlie Jones	WR	50	* Jackson Subbert	LS	88	Jackson Frericks	TE
17	*** Devonte Young ^	DB	50	Louie Stec	DT	89	Nico Ragaini	WR
17	Ryan Schmidt	QB	52	*** Amani Jones ^	LB	90	Taajhir McCall	DL
18	* Drew Cook	TE	53	Spencer Daufeldt	DL	91	** Brady Reiff	DL
18	* John Milani	DB	54	Daviyon Nixon	DT	92	John Waggoner	DL
19	* Max Cooper ^	WR	54	Matt Fagan	OL	93	Jake Karchinski	DL
19	Mike Timm	LB	55	Luke Empen	OL	94	** A.J. Epenesa ^	DE
20	* Julius Brents ^	DB	55	Yahweh Jeudy	LB	95	*** Cedrick Lattimore ^	DL
20	Keontae Lockett	RB	56	Nick DeJong	OL	96	Lucas Amaya	K
21	** Ivory Kelly-Martin ^	RB	57	* Chauncey Golston	DL	97	Zach VanValkenburg	DL
21	Thomas Hartlieb	DB	57	Clayton Thurm	OL	98	Chris Reames	DL
22	Samson Evans	RB	58	Taylor Fox	DL	99	Noah Shannon	DL

* - - indicates letters won

^ - - redshirt year still available



IOWA FOOTBALL

32 Bowl Games 11 Big Ten Championships 27 Consensus All-Americans 14 CFB Hall of Fame Inductees

Offense

Pos.No.	Name	Ht.	Wt.	Yr.	Hometown (Previous School)
WR..... 3	Tyrone Tracy, Jr.	5-11	200	#Fr.	Camby, Ind. (Decatur Central)
82	Calvin Lockett	6-2	182	#Fr.	Largo, Fla. (Largo)
TE..... 42	** Shaun Beyer	6-5	244	Jr.	Shellsburg, Iowa (Cedar Rapids Kennedy)
84	Sam LaPorta ^	6-4	242	Fr.	Highland, Ill. (Highland)
LT 77	** Alaric Jackson	6-6	320	Jr.	Detroit, Mich. (Renaissance)
79	Jack Plumb	6-7	272	#Fr.	Green Bay, Wis. (Bay Port)
LG 68	* Landan Paulsen	6-5	305	Sr.	Moville, Iowa (Woodbury Central)
73	Cody Ince	6-4	287	#Fr.	Balsam Lake, Wis. (Unity)
C 65	Tyler Linderbaum	6-3	286	#Fr.	Solon, Iowa (Solon)
75	Jeff Jenkins	6-3	266	#Fr.	Crystal Lake, Ill. (Prairie Ridge)
RG 71	* Mark Kallenberger	6-5	291	So.	Bettendorf, Iowa (Bettendorf)
63	Justin Britt ^	6-5	290	Fr.	Indianapolis, Ind. (Warren Central)
RT..... 74	** Tristan Wirfs ^	6-5	322	Jr.	Mount Vernon, Iowa (Mount Vernon)
66	*** Levi Paulsen	6-5	305	Sr.	Moville, Iowa (Woodbury Central)
WR..... 6	** Ihmir Smith-Marsette ^	6-1	183	Jr.	Newark, N.J. (Weequahic)
89	Nico Ragaini	6-0	192	#Fr.	East Haven, Conn. (Avon Old Farms Prep)
QB..... 4	** Nate Stanley ^	6-4	243	Sr.	Menomonie, Wis. (Menomonie)
7	Spencer Petras	6-5	230	#Fr.	San Rafael, Calif. (Marin Catholic)
RB 10	* Mekhi Sargent	5-9	212	Jr.	Key West, Fla. (Key West/Iowa Western)
28	** Toren Young	5-11	223	Jr.	Madison, Wis. (Monona Grove)
15	Tyler Goodson ^	5-10	190	Fr.	Suwanee, Ga. (North Gwinnett)
FB..... 36	*** Brady Ross	6-0	246	Sr.	Humboldt, Iowa (Humboldt)
40	Turner Pallissard	6-0	242	#Fr.	Frankfort, Ill. (Lincoln-Way East)
PK 10	Caleb Shudak	5-8	180	Jr.	Council Bluffs, Iowa (Lewis Central)
OR 3	* Keith Duncan	5-10	180	Jr.	Weddington, N.C. (Weddington)

Defense

Pos.No.	Name	Ht.	Wt.	Yr.	Hometown (Previous School)
LE 57	* Chauncey Golston	6-5	270	Jr.	Detroit, Mich. (East English Village)
92	John Waggoner	6-5	270	#Fr.	Des Moines, Iowa (Dowling)
LT 95	*** Cedrick Lattimore ^	6-3	295	Sr.	Redford, Mich. (East English Village)
54	Daviyon Nixon	6-3	309	So.	Kenosha, Wis. (Indian Trail/Iowa Western)
RT..... 91	** Brady Reiff	6-3	277	Sr.	Parkston, S.D. (Parkston)
74	Austin Schulte	6-4	287	Jr.	Pella, Iowa (Pella)
99	Noah Shannon	6-0	294	#Fr.	Aurora Ill. (Oswego)
RE 94	** A.J. Epenesa ^	6-6	280	Jr.	Glen Carbon, Ill. (Edwardsville)
97	Zach VanValkenburg	6-4	270	Jr.	Zeeland, Mich. (Zeeland West)
13	Joe Evans	6-2	240	#Fr.	Ames, Iowa (Ames)
Leo/Cash.... 49	** Nick Niemann	6-4	235	Jr.	Sycamore, Ill. (Sycamore)
35	* Barrington Wade	6-1	236	Jr.	Skokie, Ill. (Niles North)
MLB 43	Dillon Doyle	6-3	235	#Fr.	Iowa City, Iowa (West)
31	Jack Campbell ^	6-4	218	Fr.	Cedar Falls, Iowa (Cedar Falls)
WLB 32	* Djimon Colbert	6-1	235	So.	Shawnee Mission, Kan. (Bishop Miege)
44	Seth Benson	6-0	227	#Fr.	Sioux Falls, S.D. (Washington)
LC..... 8	** Matt Hankins ^	6-0	185	Jr.	Lewisville, Tex. (Marcus)
33	* Riley Moss ^	6-1	191	So.	Ankeny, Iowa (Centennial)
SS..... 9	** Geno Stone ^	5-10	210	Jr.	New Castle, Pa. (Senior)
1	* Wes Dvorak	6-0	200	Sr.	Parkston, SD (Parkston/Morningside)
FS..... 28	* Jack Koerner	6-0	204	So.	Des Moines, Iowa (Dowling)
26	* Kaevon Merriweather ^	6-0	210	So.	Belleville, Mich. (Belleville)
RC 11	*** Michael Ojemudia	6-1	200	Sr.	Farmington Hills, Mich. (Harrison)
12	D.J. Johnson	5-11	183	#Fr.	Indianapolis, Ind. (North Central)
PT..... 22	Michael Sleep-Dalton	6-0	212	Sr.	Geelong, Australia (St. Joseph's College/ASU)
7	** Colten Rastetter	6-1	213	Sr.	Guttenberg, Iowa (Clayton Ridge)

Punt Returns: 19 Max Cooper **Kickoff Returns:** 6 Ihmir Smith-Marsette
 89 Nico Ragaini 17 Devonte Young

Deep Snaps: 50 Jackson Subbert **Holder:** 7 Colten Rastetter
 85 Nate Vejvoda

* -- Letters won

^ -- Redshirt year still available

-- Indicates redshirt freshman

