



IOWA FOOTBALL

IOWA HAWKEYES 9-3 OVERALL, 6-3 BIG TEN

8/31	Miami, Ohio	W, 38-14
9/7	Rutgers*	W, 30-0
9/14	at Iowa State	W, 18-17
9/28	Middle Tennessee	W, 48-3
10/5	at #19 Michigan*	L, 3-10
10/12	#10/8 Penn State*	L, 12-17
10/19	Purdue*	W, 26-20
10/26	at Northwestern*	W, 20-0
11/9	at #16 Wisconsin*	L, 22-24
11/16	#8 Minnesota*	W, 23-19
11/23	Illinois*	W, 19-10
11/29	at Nebraska*	W, 27-24
12/27	vs. #22 USC	7 p.m. (CT)/FS1

* -- Big Ten Conference Game

USC TROJANS 8-4 OVERALL, 7-2 PAC-12

8/31	Fresno State	W, 31-23
9/7	Stanford*	W, 45-20
9/14	at BYU	L, 27-30 (OT)
9/20	Utah*	W, 30-23
9/28	at Washington*	L, 14-28
10/12	at Notre Dame	L, 27-30
10/19	Arizona*	W, 41-14
10/25	at Colorado*	W, 35-31
11/2	Oregon*	L, 24-56
11/9	at Arizona State*	W, 31-26
11/16	at California*	W, 41-17
11/23	UCLA*	W, 52-35
12/27	vs. #16 Iowa	7 p.m. (CT)/FS1

* -- Pac-12 Conference Game

IOWA COACHES GAME DAY LOCATIONS

OFFENSE

Brian Ferentz (field)	Off. Coord./TE's
Ken O'Keefe (field)	Quarterbacks
Derrick Foster (field)	Running Backs
Kelton Copeland (booth)	Wide Receivers
Tim Polasek (field)	Offensive Line
Dylan Chmura (booth)	Grad. Assistant
Keeston Terry (field)	Grad. Assistant

DEFENSE

Phil Parker (field)	Def. Coord./DBs
Kelvin Bell (field)	Defensive Line
Jay Niemann (booth)	Asst. Defensive Line
Seth Wallace (field)	Asst. Def. Coord./LBs
Miles Taylor (field)	Grad. Asst.
Shane Viilo (booth)	Grad. Asst.

SPECIAL TEAMS

LeVar Woods (field)	ST Coordinator
---------------------	----------------

#16 IOWA vs. #22 USC



IOWA HAWKEYES

Record: 9-3, 6-3
CFP Ranking: 16
AP Ranking: 19
Coaches Ranking: 19
Head Coach: Kirk Ferentz
Alma Mater: Connecticut
Overall Record: 173-125 (24 yrs)
Record at Iowa: 161-104 (21 yrs)



USC TROJANS

Record: 8-4, 7-2
CFP Ranking: 22
AP Ranking: 22
Coaches Ranking: 23
Head Coach: Clay Helton
Alma Mater: Houston
Overall Record: 40-21 (5 yrs)
Record at School: 40-21 (5 yrs)

THE SETTING


Date: Friday, Dec. 27
Location: San Diego, Calif.
Stadium: SDCCU Stadium (70,561)
Surface: Bandera Bermuda Grass
Kickoff: 7 p.m. (CT)
Series: USC leads, 7-2
TV: FS1 (Fox Sports app)
Gus Johnson, play-by-play
Joel Klatt, analyst
Jenny Taft, reporter
Radio: Hawkeye Radio Network & KRUI Radio
Gary Dolphin, play-by-play
Ed Podolak, color analyst
Rob Brooks, sideline reporter
Live Audio: hawkeyesports.com (Hawkeye All-Access)
Live Stats: hawkeyesports.com
Twitter: @TheIowaHawkeyes / @IowaFBLive
Satellite Radio: Sirius Channel 138; XM Channel 196



- 1 Iowa is making its 33rd bowl game appearance and fourth Holiday Bowl appearance -- the first since 1991. Iowa is 2-0-1 all-time in the Holiday Bowl, defeating San Diego State (39-38) in 1986, Wyoming (20-19) in 1987, and tying Brigham Young (13-13) in 1991.
- 2 The Hawkeyes rank third among Big Ten teams in bowl appearances since 2001 and are bowl eligible for the 18th time under head coach Kirk Ferentz. Iowa is 8-8 in bowl games under Ferentz. Since 2001, only Ohio State and Wisconsin have won more bowl games (including the FBS championship game), than Iowa.
- 3 The Hawkeyes are 3-1 in three trophy games this season, and 11-3 in their last 14 trophy/bowl games, including wins at the 2017 Pinstripe Bowl and 2019 Outback Bowl.
- 4 Junior OL Tristan Wirfs earned first-team Walter Camp and FWAA All-America honors and was named Rimington-Pace Offensive Lineman of the Year in the Big Ten Conference. He is the first Hawkeye to earn the offensive lineman award since Brandon Scherff in 2014.
- 5 Junior K Keith Duncan is a consensus first-team All-American and was named the Bakken-Anderson Kicker of the Year in the Big Ten Conference. Duncan owns Big Ten and Iowa single-season records with 29 made field goals, a total that ranks sixth-best all-time in the NCAA.
- 6 Junior DE A.J. Epenesa was named first-team All-Big Ten for the second straight year and is a second-team All-American. He was named Big Ten Defensive Player of the Week following wins over Minnesota and Nebraska. He leads the Hawkeyes in tackles for loss (13-69), sacks (9-54), quarterback pressures (nine) and forced fumbles (three).
- 7 Iowa's defense ranks in the top 12 in scoring, passing, and total defense. Iowa is sixth in the country in scoring defense (13.2 ppg), 12th in total defense (304.3 ypg), and 12th in passing defense (184.2 ypg). Iowa's scoring defense is second in the Big Ten to Ohio State (11.8). The Hawkeyes have held seven-of-12 opponents to their season-low point total.
- 8 Senior QB Nate Stanley is starting his third bowl game (2-0). He is one of five quarterbacks in program history to start three bowl games. Chuck Long started four (2-2), and Matt Sherman (2-1), Drew Tate (1-2), and Ricky Stanzi (3-0) started three. Stanley is making his 39th consecutive start at quarterback (26-12). He is 11-3 all-time in trophy/bowl games.
- 9 Only nine schools have won more games than the Hawkeyes (46) since 2015. They include Clemson (67), Alabama (65), Ohio State (60), Oklahoma (57), Georgia (53), Wisconsin (52), Penn State (50), LSU (48), and Michigan (47). Iowa's 46 wins matches its best five-year record in school history (1983-87).
- 10 Head coach Kirk Ferentz has 161 wins as a member of the Big Ten Conference, fifth all-time and one win from tying Joe Paterno (162) for fourth all-time. Ferentz has 97 Big Ten wins as Iowa's head coach, fourth all-time in conference history.



QB

**4 NATE STANLEY | SR | 6-4 | 243***Menomonie, Wisconsin (Menomonie)*

- 38 (consecutive) career starts/45 career games played
- 66 career TDs, 2nd all-time (Chuck Long 74)
- Iowa is 26-12, averaging 27.8 ppg in 37 starts
- 2-0 all-time in bowl games (2017 Insight, 2019 Outback)
- All-Big Ten honorable mention

RB

**15 TYLER GOODSON | FR | 5-10 | 190***Suwanee, Georgia (North Gwinnett)*

- 3 career starts/12 career games played
- Started last three games of regular season
- First true frosh to start at RB since '12 (Greg Garmon)
- 590 rushing yards leads the team
- First career 100-yard game Week 12 at NEB (116 yds)

RB

**10 MEKHI SARGENT | JR | 5-9 | 212***Key West, Florida (Key West)*

- 12 career starts/25 career games played
- Leads team in carries (117) second in yards (543)
- Four rushing touchdowns (ties for team lead)
- 1,288 career rushing yards ranks 32nd all-time
- Started Weeks 1-8

LT

**77 ALARIC JACKSON | JR | 6-6 | 320***Detroit, Michigan (Renaissance)*


- 33 career starts/33 career games played
- 33 career starts, all at LT
- Missed Weeks 2-4 with injury, returned to lineup Week 5
- Third-team All-Big Ten
- Preseason first-team All-American (CollegeFootballNews)

LG

**68 LANDAN PAULSEN | SR | 6-5 | 305***Moville, Iowa (Woodbury Central)*

- 11 career starts/28 career games played
- 2017, 2018, 2019 Academic All-Big Ten
- Twin brother Levi is Hawkeye O-lineman
- 2019 Leadership Group
- Earned Enterprise Leadership degree in Spring 2019

C

**65 TYLER LINDERBAUM | R-FR | 6-3 | 286***Solon, Iowa (Solon)*

- 12 career starts/13 career games played
- Started Week 1-12 at center
- First freshman to start at C since '06 (Raphael Eubanks)
- All-Big Ten honorable mention
- Moved from DL to OL following 2018 regular season

RG

**64 KYLER SCHOTT | SO | 6-2 | 290***Coggon, Iowa (North Linn)*


- 6 career starts/8 career games played
- First career start in Week 2 (RG)
- Missed weeks 4-8 w/injury, returned to start Week 9-12
- Appeared in one game (3 snaps) in 2018
- Redshirted in 2017 after joining team as a walk-on

RT

**74 TRISTAN WIRFS | JR | 6-5 | 320***Mount Vernon, Iowa (Mount Vernon)*

- 32 career starts/34 career games played
- First-team All-American by FWAA, Walter Camp
- Big Ten Offensive Lineman of the Year
- 28 career starts at RT, 4 career starts at LT
- 1st true freshman in Ferentz era to start at OT

WR

**12 BRANDON SMITH | JR | 6-2 | 218***Lake Cormorant, Mississippi (Lake Cormorant)*

- 19 career starts/33 career games played
- 33 receptions, fourth on the team
- Left Purdue game with injury, DNP Weeks 8-9, 11-12
- Played one snap Week 10
- Career-high 9 rec., 106 receiving yards Week 7 vs. Purdue

WR

**6 IHMIR SMITH-MARSETTE | JR | 6-1 | 177***Newark, New Jersey (Weequahic)*

- 16 career starts/36 career games played
- Leads team in receiving (676) and all-purpose yards (1,130)
- Averages 28.6 yards on 42 career kickoff returns
- Leads team with 7 touchdowns (4 rec., 2 rush, 1 KOR)
- All-Big Ten honorable mention

WR

**3 TYRONE TRACY, JR. | R-FR | 5-11 | 200***Camby, Indiana (Decatur Central)*

- 7 career starts/16 career games played
- 24 rec., 399 yds, 2 TDs last 6 games (12-190-1 previous 6)
- Career-high 130 receiving yards at Wisconsin
- 130 yards at WISC most by Iowa WR since 2012
- 75-yard TD at WISC is Iowa's longest play of the season

WR

**89 NICO RAGAINI | R-FR | 6-0 | 192***East Haven, Conn. (Notre Dame/Avon Old Fams Prep)*


- 3 career starts/15 career games played
- 44 receptions leads team
- Fourth on team with 385 receiving yards
- Career-high 7 catches and 55 yards Week 6 vs. PSU
- Enrolled in 2018 spring and participated in spring practice

RB

**28 TOREN YOUNG | JR | 5-11 | 223***Madison, Wisconsin (Monona Grove)*


- 5 career starts/31 career games played
- Team-best 5.4 yards per carry, seventh in Big Ten
- 1,244 career rushing yards ranks 33rd all-time
- Third on the team in rushing yards (414)
- Career-high 131 yards rushing Week 4 vs. MTSU

TE

**84 SAM LAPORTA | FR | 6-4 | 242***Highland, Illinois (Highland)*

- 1 career start/11 career games played
- 1st career start at Wisconsin, 1st true freshman to start at TE in Ferentz era
- 9 receptions for 144 yards this season
- 1 of 8 true freshmen to see action in 2019

TE

**39 NATE WIETING | SR | 6-4 | 250***Rockford, Illinois (Lutheran)*

- 12 career starts/39 career games played
- DNP at Northwestern or Wisconsin (injury)
- Career-high 4 catches and 54 yards Week 6 vs. PSU
- Mackey Award preseason watch list
- 4-time Academic All-Big Ten, graduated in Spring 2019

K

**3 KEITH DUNCAN | JR | 5-10 | 180***Weddington, North Carolina (Weddington)*

- Consensus All-American, Lou Groza Award finalist
- Bakken-Anderson Kicker of the Year in the Big Ten Conference
- 29-34 FG attempts, 14-18 FG 40-plus, 25-25 on PATs
- 29 FG leads the country, 2 shy of NCAA season record
- 29 made field goals is Iowa and BIG single-season record

DL**94 A.J. EPENESA | JR | 6-6 | 280***Glen Carbon, Illinois (Edwardsville)*

- 12 career starts/38 career games played
- Walter Camp, AP, FWAA second-team All-American
- First-team All-Big Ten
- Team-best 9.0 sacks, 13 TFL, 9 QBH, 3 FF
- Roy J. Carver defensive team MVP

DT**95 CEDRICK LATTIMORE | SR | 6-3 | 295***Redford, Michigan (East English Village)*

- 18 career starts/31 career games played
- Career-high seven tackles Week 6 vs. Penn State
- 40 tackles, 2.5 sacks, 4 QBH
- Attended same high school as Chauncey Golston
- Sports medicine major

DT**91 BRADY REIFF | SR | 6-3 | 277***Parkston, South Dakota (Parkston)*


- 9 career starts/29 career games played
- Career-high six tackles Week 6 vs. Penn State
- Did not play Weeks 3-5 (injury)
- Moved from DE to DT following 2016 season
- Graduated in Spring of 2019

DL**57 CHAUNCEY GOLSTON | JR | 6-5 | 265***Detroit, Michigan (East English Village Prep)*

- 12 career starts/37 career games played
- 44 tackles, 2.5 sacks, 4 breakups
- 8.5 tackles-for-loss (23 yards)
- 7 QBH ranks second on the team (Epenesa 9)
- Career-high 8 tackles Week 5 (MICH) and Week 6 (PSU)

LB**49 NICK NIEMANN | JR | 6-4 | 235***Sycamore, Illinois (Sycamore)*

- 13 career starts/36 career games played
- 30 tackles, two QB hurries in 2019
- Career-high 10 tackles vs. Wisconsin in 2018
- Son of Hawkeye assistant coach Jay Niemann
- Brother of former Hawkeye LB Ben Niemann (Chiefs)

LB**34 KRISTIAN WELCH | SR | 6-3 | 239***Iola, Wisconsin (Iola-Scandinavia)*


- 15 career starts/45 career games played
- Led team in tackles Week 1, 2, 4, 5, 10, and 11
- DNP Weeks 7-9 (injury)
- 80 tackles leads the team
- 3 sacks, 7.5 TFL, both third on team

LB**32 DJIMON COLBERT | SO | 6-1 | 235***Shawnee Mission, Kansas (Bishop Miege)*

- 21 career starts/25 career games played
- Team-high 8 tackles Week 1 and Week 3
- 60 tackles ranks fourth on the team
- First career interception Week 2
- Moved from DB to LB prior to 2018 spring practice

DL**54 DAVIYON NIXON | SO | 6-3 | 309***Kenosha, Wisconsin (Indian Trail/Iowa Western)*


- 1 career start/12 career games played
- Career-high 7 tackles, 2.5 TFL, 1st career sack Week 4
- 27 tackles, 3.0 sacks, 5 QBH (ranks third on the team)
- Redshirted in 2018
- Second-team all-conference at Iowa Western CC in 2017

DB**8 MATT HANKINS | JR | 6-0 | 185***Lewisville, Texas (Marcus)*

- 18 career starts/29 career games played
- 51 tackles, 6 breakups, 2 INT in 2019
- First career INT at Wisconsin Week 9
- Career-high 11 tackles Week 7 vs. Purdue
- Did not play Weeks 3-5 (injury)

SS**9 GENO STONE | JR | 5-10 | 210***New Castle, Pennsylvania (Senior)*

- 20 career starts/38 career games played
- 65 tackles ranks third on team
- Only Hawkeye with at least one sack, INT, FF, FR
- First INT of the season Week 5 (4 INT in 2018)
- Second-team All-Big Ten

FS**28 JACK KOERNER | SO | 6-0 | 204***Des Moines, Iowa (Dowling)*


- 11 career starts/24 career games played
- 73 tackles ranks second on the team, 5 breakups
- Started Weeks 2-8, 10-12
- Career-high 13 tackles vs. PSU, most by a Hawkeyes since Josey Jewell in 2017

DB**11 MICHAEL OJEMUDIA | SR | 6-1 | 200***Farmington Hills, Michigan (Harrison)*

- 21 career starts/44 career games played
- 3 interceptions leads the team
- 47 tackles, 3 INT, 7 PBU in 2019
- DNP Week 10 vs. MINN (injury)
- Mechanical engineering major

DB**33 RILEY MOSS | SO | 6-1 | 191***Ankeny, Iowa (Centennial)*

- 7 career starts/21 career games played
- 2 interceptions, 3 breakups in 2019
- 2 INTs at MINN in first career start (Oct. 6, 2018)
- B1G Freshman of the Week following MINN game (2018)
- Career-high six tackles Week 6 at IND (2018)

LB**43 DILLON DOYLE | R-FR | 6-3 | 235***Iowa City, Iowa (West)*

- 3 career starts/16 career games played
- Career-high 7 tackles at Northwestern and at Wisconsin
- 23 tackles, 1 QBH, 1 FF
- 1 of 12 true freshmen to see action in 2018
- Redshirted in 2018 after seeing action in four games

DB**4 DANE BELTON | FR | 6-1 | 190***Tampa, Florida (Jesuit)*

- 3 career starts/7 career games played
- First career start at Northwestern (5 tackles)
- 25th true freshman (8th DB) in the Ferentz era to start
- 25 tackles combined the last six games (23 total)
- one of eight true freshman to see action in 2019

P**22 MICHAEL SLEEP-DALTON | SR | 6-1 | 212***Geelong, Australia (St. Joseph's College/Arizona St.)*

- Graduate transfer from Arizona State
- Averaging 42.1 yards on 54 punts
- 10 punts of 50-plus yards (season long 63 yards)
- 21 punt inside the 20
- Career long 72-yard punt in 2018 for ASU

GENERAL INFORMATION

Location: Iowa City, Iowa
Founded: 1847
Enrollment: 32,948
President: Bruce Harreld
Director of Athletics: Gary Barta
Conference: Big Ten (West Division)
Nickname: Hawkeyes
Mascot: Herky
Colors: Black and Gold (PMS 116)
First Year of Football: 1889
All-Time Record: 660-559-39
All-Time Bowl Record: 16-15-1
National Champions: 1921, '22 '56, '58, '60

STADIUM INFORMATION

Stadium: Kinnick Stadium
Opened: 1929
Capacity: 69,250
Playing Surface: Field Turf
All-Time Record: 295-187-15

UI ATHLETIC COMMUNICATIONS

Basic Offense: Multiple
Basic Defense: 4-3
Lettermen Returning in 2019:
42 (18 offense, 20 defense, 4 specialist)
Letterman Lost:
21 (10 offense, 10 defense, 1 specialist)
Starters Returning/Lost: 12/13

UI ATHLETIC COMMUNICATIONS

Office: (319) 335-9411
Director (Contact): Steve Roe
E-Mail: steven-roe@uiowa.edu
Associate (Secondary Contact): Matt Weitzel
E-Mail: matthew-weitzel@uiowa.edu
Associate: Chris Brewer
E-Mail: ... christopher-brewer@uiowa.edu
Associate: James Allan
E-Mail: james-allan@uiowa.edu
Administrative Assistant: Rhonda Wetjen
E-Mail: rhonda-wetjen@uiowa.edu

Mailing Address:
 S300 Carver-Hawkeye Arena
 Iowa City, IA 52242-1020

FOLLOW THE #HAWKEYES

Hawkeye fans join the twitter conversation during each game by following **@IowaFBLive** and **@TheIowaHawkeyes**. Also, fans are encouraged to include **#Hawkeyes** in your tweets. Get insider information about the Iowa football team at **@HawkeyeFootball**.

MEDIA INFORMATION

Requests for media and photo credentials must be done online at HolidayBowl.com. Click on "MEDIA" in the footer menu to access the credential request webpage. All requests must be received by Dec. 16. Individuals administering media activities are Rick Schloss and Marisa Canepa.

MEDIA HEADQUARTERS

The Omni Hotel is offering a discounted daily rate of \$125 with complimentary in-room wireless service. Contact Rick Schloss for further information (619-708-6007). A link to access rate will be sent to each school's Sports Information Director. The address is:

Omni San Diego Hotel
 675 L Street
 San Diego, CA 92101
 (619) 231-6664

IOWA HEADQUARTERS

The Iowa team, coaches, and administrative staff will be headquartered at the Manchester Grand Hyatt. The address is:

1 Market Place
 San Diego, CA 92101
 (619) 232 1234

MEDIA OPPORTUNITIES

The Holiday Bowl has two news conferences scheduled for head coaches:
 Wednesday, Dec. 18 at 5 p.m. at the Marriott Marquis San Diego Marina
 Thursday, Dec. 26 at 10:30 a.m. at the Manchester Grand Hyatt

Iowa's media availability leading up to the Holiday Bowl will be distributed when finalized, and will likely include additional opportunities outside those listed as official media events by the Holiday Bowl. Contact the Iowa Athletic Communications office with questions.

IOWA TO MEET SOUTHERN CALIFORNIA AT HOLIDAY BOWL

The University of Iowa has accepted an invitation to play USC in the 2019 San Diego County Credit Union Holiday Bowl in San Diego, California, on Dec. 27. Kickoff is set for 7 p.m. (CT) from SDCCU Stadium and the game will be televised on FS1.

The Hawkeyes are making their 33rd bowl game appearance and fourth Holiday Bowl appearance -- the first since 1991. Iowa is 2-0-1 all-time in the Holiday Bowl, defeating San Diego State (39-38) in 1986, Wyoming (20-19) in 1987, and tying Brigham Young (13-13), in 1991.

The Hawkeyes are 2-7 all-time against USC, beating the Trojans in 1950 (20-14) and 1961 (35-34) in Los Angeles. USC won the last meeting, 38-17, in the 2003 Orange Bowl. Iowa is 3-7 all-time against the Pac-12 Conference in bowl games. The Hawkeyes last played a Pac-12 team in the 2016 Rose Bowl -- a 45-16 loss to No. 6 Stanford. Iowa's last win over a Pac-12 opponent came against Washington (38-18) in the 1995 Sun Bowl.

The Hawkeyes closed out the 2019 season with three straight victories to post a nine-win regular season. Iowa finished third in the Big Ten West Division with a 6-3 record. The Hawkeyes' three losses came against No. 18 Michigan, No. 10 Penn State, and No. 16 Wisconsin by 14 combined points.

The Hawkeyes rank third among Big Ten teams in bowl appearances since 2001 and are bowl eligible for the 18th time under head coach Kirk Ferentz. Iowa is 8-8 in bowl games under Ferentz, including a 27-22 victory over No. 18 Mississippi State in the 2019 Outback Bowl. Since 2001, only Ohio State and Wisconsin have won more bowl games (including the FBS championship game), than Iowa.



HEAD COACH KIRK FERENTZ

Kirk Ferentz (pronounced FAIR-rintz, rhymes with parents) is in his 21st season as head coach at Iowa. He is the dean of NCAA Division I football coaches and is Iowa's all-time winningest coach, surpassing Hayden Fry earlier this year. His contract runs through the 2025 season.



- Named Big Ten Coach of the Year for the fourth time in his career (2002, 2004, 2009, 2015). Only Michigan's Bo Schembechler (6) has more conference coach of the year awards.
- Guided Iowa to Big Ten titles in 2002 and 2004, and the Big Ten West Division title in 2015.
- Named Woody Hayes, Eddie Robinson, and Bobby Dodd Coach of the Year in 2015. Was a finalist for the Maxwell Football Club, Paul "Bear" Bryant Coach of the Year award.
- Ferentz is fifth all-time with 161 overall wins as a member of the Big Ten Conference. He has 97 Big Ten wins, which ranks fourth all-time.
- Named the 2002 Associated Press and Walter Camp National Coach of the Year and AFCA Regional Coach of the Year.
- Iowa has made two BCS bowl appearances, including a 24-14 win in the 2010 FedEx Orange Bowl, and one CFP Bowl (2016).
- Iowa has played in 11 January bowl games with five January bowl victories (2004 Outback Bowl, 2005 Capital One Bowl, 2009 Outback Bowl, 2010 FedEx Orange Bowl, 2019 Outback Bowl).
- Iowa has posted a 152-83 (.647) overall mark and an 93-61 (.604) Big Ten record since 2001. Ferentz has placed in the top one-half of the conference 14 times, including Big Ten titles in 2002 and 2004, a second-place finish in 2009, and a West Division title in 2015.
- At Iowa, Ferentz holds an overall record of 161-104 (.607) and a 97-75 (.564) mark in Big Ten games. He is Iowa's all-time winningest football coach with 161 wins. In 22 seasons as a college head coach, he holds a career mark of 173-125 (.580).
- The only Division I head coach to coach three sons at the same college. Brian, an assistant coach since 2012 and Iowa's offensive coordinator, was a Hawkeye letterman from 2003-05. James was a three-year starter on the Hawkeye offensive line before graduating in May, 2013. Steven was a senior offensive lineman in 2016.

FERENTZ COACHING RECORD AT IOWA (21 YEARS)

YEAR	OVERALL	(PCT)	BIG TEN	(PCT)	BOWL
2019	9-3	.750	6-3	.667	Holiday
2018	9-4	.692	5-4	.556	Outback
2017	8-5	.615	4-5	.444	Pinstripe
2016	8-5	.615	6-3	.667	Outback
2015	12-2	.857	8-0	1.000	Rose
2014	7-6	.538	4-4	.500	TaxSlayer
2013	8-5	.615	5-3	.625	Outback
2012	4-8	.333	2-6	.250	---
2011	7-6	.538	4-4	.500	Insight
2010	8-5	.615	4-4	.500	Insight
2009	11-2	.846	6-2	.750	Orange
2008	9-4	.692	5-3	.625	Outback
2007	6-6	.500	4-4	.500	---
2006	6-7	.462	2-6	.250	Alamo
2005	7-5	.583	5-3	.625	Outback
2004	10-2	.833	7-1	.875	Capital One
2003	10-3	.769	5-3	.625	Outback
2002	11-2	.846	8-0	1.000	Orange
2001	7-5	.583	4-4	.500	Alamo
2000	3-9	.250	3-5	.375	---
1999	1-10	.091	0-8	.000	---
Overall	161-104	.607	97-75	.564	

FERENTZ MOVES UP BIG TEN CHARTS

Head coach Kirk Ferentz has 97 Big Ten wins as Iowa's head coach, the fourth most of any coach in Big Ten Conference history.

Ferentz's 161 wins in all games coached as a member of the Big Ten Conference rank fifth in league history. He is one of five coaches in Big Ten Conference history to win at least 150 games as a member of the Big Ten Conference. The top five includes Woody Hayes (202), Amos Alonza Stagg (199), Bo Schembechler (194), Joe Paterno (162), and Ferentz (161).

Ferentz (160-103) became Iowa's all-time winningest coach on Sept. 1, 2018. The Hawkeyes defeated Northern Illinois, 33-7. It was Ferentz's 144th win as Iowa's head coach, one more than his predecessor, Hayden Fry (143-89-6). Fry coached Iowa for 20 years (1979-98). Ferentz is in his 21st season in 2019.

Both Ferentz (160, 96) and Fry (143, 96) rank in the top five in overall wins and Big Ten wins. Only Iowa and Michigan have two coaches ranked in the top 10 of both win categories (Bo Schembechler 194, 143; and Lloyd Carr 122, 81).

Iowa is the only school in the country to have just two head football coaches since 1979.

FERENTZ TOPS IN LONGEVITY

Kirk Ferentz is in his 21st season as Iowa's head football coach. He is the longest tenured active head coach in college football. Ferentz was named Iowa head coach on Dec. 2, 1998. Gary Patterson of TCU is No. 2 in coaching tenure. Patterson's first year with the Horned Frogs was 2001. Among Big Ten coaches, only Pat Fitzgerald (2006) and Mark Dantonio (2007) have been at their current schools for 10 seasons or more. Iowa is the only school to have just two head football coaches since 1979.

Defensive coordinator Phil Parker and strength and conditioning coach Chris Doyle are also in their 21st seasons on Iowa's staff. Quarterbacks coach Ken O'Keefe was on Ferentz's original coaching staff before he left for the NFL following the 2011 season. He returned to Iowa in 2017 to coach Iowa's quarterbacks.

Ferentz is the only Division I coach to coach three sons. Brian Ferentz, a former Hawkeye letterman and captain (2003-05), enters his eighth season on Iowa's coaching staff. James Ferentz was a three-year starter on the Hawkeye offensive line and a team captain before graduating in 2013. Steven was an offensive lineman and letterwinner in 2015 and 2016.

WIN, GRADUATE, DO IT RIGHT

Twelve Hawkeyes wear a decal on their helmets indicating they have received their undergraduate degrees from the University of Iowa. The graduates include Shaun Beyer, Drew Cook, John Milani, Landan Paulsen, Levi Paulsen, Colton Rastetter, Brady Reiff, Brady Ross, Ryan Schmidt, Jackson Subbert, Nave, Vejvoda, and Nate Wieting.

MOVE THE CHAINS

The Hawkeyes set a Ferentz-era record in their 48-3 win over Middle Tennessee in Week 4. Iowa had 644 yards of total offense, the most in the Ferentz era (previous best was 613 vs. Minnesota in 2005), and the most by any Hawkeye team since 1997 (658 vs. Northern Iowa). Iowa rushed for 351 yards against Middle Tennessee, a mark that ranks fourth in the Ferentz era.



CAREER PASSING TOUCHDOWNS

	Name	Career	Years	Single-Season
1.	Chuck Long	74	1981-85	27-1985
2.	Nate Stanley	66	2016-pr.	26-2017
3.	Drew Tate	61	2003-06	22-2005
4.	Ricky Stanzi	56	2007-10	25-2010
5.	Matt Sherman	43	1994-97	14-1995

BIG TEN CAREER PASSING TDs

	Name	TDs	Years
1.	J.T. Barrett, OSU	104	2014-17
2.	Drew Brees, PUR	90	1997-00
3.	Chad Henne, MICH	87	2004-07
4.	Trace McSorley	77	2015-18
4.	Chuck Long, IOWA	74	1981-85
5.	Gary Nova, RU	73	2011-14
6.	John Navarre, MICH	72	2000-03
	Adam Weber, MINN	72	2007-10
8.	Mark Herrmann, PUR	71	1977-80
	Elvis Grbac, MICH	71	1989-92
	Connor Cook, MSU	71	2012-15
	Nate Stanley, IOWA	66	2017-Present

IOWA CAREER PASSING YARDS

	Name	Yards	Years
1.	Chuck Long	10,461	1981-85
2.	Drew Tate	8,292	2003-06
3.	Nate Stanley	8,089	2016-pr.
4.	Ricky Stanzi	7,377	2007-10
5.	Chuck Hartlieb	6,934	1986-88
6.	Matt Rodgers	6,725	1988-91
7.	Matt Sherman	6,399	1994-97
8.	James Vandenberg	5,786	2009-12
9.	C.J. Beathard	5,562	2013-16

CAREER TOTAL OFFENSE

	Name	Rush	Pass	Yards
1.	Chuck Long	(-207)	10,461	10,254
2.	Drew Tate	135	8,292	8,427
3.	Nate Stanley	(-96)	8,089	7,993
4.	Ricky Stanzi	(-4)	7,377	7,373
5.	Matt Rodgers	130	6,725	6,855
6.	Chuck Hartlieb	(-364)	6,934	6,570
7.	C.J. Beathard	429	5,562	5,991
8.	Matt Sherman	(-451)	6,399	5,948
9.	James Vandenberg	67	5,786	5,853
10.	Jake Rudock	394	4,819	5,213

**CONSECUTIVE STARTS
ACTIVE QUARTERBACKS**

	Name	School	Starts
1.	Jake Fromm	Georgia	40
2.	Mason Fine	North Texas	39
3.	Nate Stanley	Iowa	37
5.	Steven Montez	Colorado	36
	Nathan Rourke	Ohio	36
7.	Caleb Evans	UL-Monroe	34
8.	Jordan Love	Utah State	31

STANLEY CLIMBS SCHOOL AND CONFERENCE CHARTS

Senior QB Nate Stanley is starting his third bowl game (2-0). He is one of five quarterbacks in program history to start in three bowl games. Chuck Long started four (2-2), and Matt Sherman (2-1), Drew Tate (1-2), and Ricky Stanzi (3-0) started three.

Stanley has started the last 38 games at quarterback (26-12), and the Hawkeyes have averaged 27.8 points per game in those starts. His streak of 38 consecutive starts at quarterback ranks second in school history to Long (47). He has 14 touchdown passes this season and 66 in his career, second all-time in program history. He trails Chuck Long (74) on the all-time list.

Stanley is one of three players in program history to throw for 8,000 or more career yards (8,089). He ranks third in career passing yards, trailing Drew Tate (8,292) and Chuck Long (10,461) on the all-time list. He also ranks third in career total offense (7,994).

Stanley was one of 10 finalists for the Johnny Unitas Golden Arm Award, which is presented annually to the top senior or fourth-year quarterback in the nation. He was the only Big Ten quarterback on the list.

Stanley has 19 career multi-touchdown games, including five this season. He completed three touchdown passes in the season opener against Miami, Ohio, three more in Week 2 against Rutgers, two against Middle Tennessee in Week 4, two against No. 16 Wisconsin in Week 9, and two against No. 8 Minnesota in Week 10. He has 10 career games with at least three passing touchdowns. Only Long has more in program history (11).

Stanley threw 26 touchdown passes in 2018, second most in the Big Ten, one shy of tying Chuck Long (1985) for the most in single season school history, and tied for second most all-time in single season history. Stanley also threw 26 touchdown passes in 2017. Stanley's 52 touchdown passes from 2017-18 are the most ever in school history over a two-year span. Long tossed 49 touchdown passes from 1984 (22) to 1985 (27).

Stanley was named to six preseason watch lists and listed on the preseason Big Ten third team by Phil Steele.

BIG TEN BOWL GAMES SINCE 2001

Iowa earned bowl eligibility with its 20-0 win at Northwestern on Oct. 26. The Hawkeyes have been bowl eligible 18 times in the last 19 seasons. Iowa has posted an 8-8 bowl record under head coach Kirk Ferentz, most recently defeating No. 18 Mississippi State, 27-22, at the 2019 Outback Bowl. Since the 2001 season, only Ohio State and Wisconsin have won more bowl games (including the FBS championship game), than Iowa. The following is the record for Big Ten teams in bowl games since 2001:

Team	Record	Pct.	Team	Record	Pct.
Ohio State	10-7	.588	Nebraska	6-8	.429
Wisconsin	9-8	.529	Maryland	5-5	.500
IOWA	8-8	.500	Purdue	4-6	.400
Penn State	7-8	.467	Northwestern	4-7	.364
Rutgers	6-3	.667	Michigan	4-11	.267
Michigan State	6-7	.462	Illinois	2-3	.400
Minnesota	6-7	.462	Indiana	0-3	.000

HAWKEYE HISTORY

Iowa has played 1,258 games since beginning football in 1889. Iowa's overall record is 659-560-39 (.539). That includes a 411-222-16 (.646) record in home games, a 248-338-23 (.426) record in games away from Iowa City, a 335-381-25 (.469) mark in Big Ten games and a 295-187-15 (.609) record in Kinnick Stadium. Oct. 5, 2019 marked the 90th anniversary of the first game in Kinnick Stadium, a 46-0 win over Monmouth. Nov. 16 marked the 130th anniversary of Iowa football, a 23-19 win over Minnesota. The Hawkeyes played their first football game on Nov. 16, 1889, against Grinnell.



IOWA STARTING QBs
POINTS PER GAME

Name	Starts	PPG
1. Mark Vlasic (1986)	8	37.3
2. Brad Banks (2001-02)	14	36.6
3. Matt Sherman (1994-97)	33	32.2
4. Chuck Long (1981-85)	44	30.7
5. Nathan Chandler (2003)	13	28.7
6. Gordy Bohannon (1979, 1981)	10	28.3
7. Nate Stanley (2017-present)	37	27.8
8. Ricky Stanzi (2007-10)	35	27.7
9. Matt Rodgers (1989-91)	35	27.6
10. Jake Rudock (2013-14)	24	27.5

BIG TEN CAREER KICKOFF RETURN
AVERAGE (Minimum 40)

Name (KOR-Yards)	Avg.	Years
1. Stan Brown, PUR (49-1,412)	28.8	1968-70
2. Ihmir Smith-Marssette, IOWA (42-1,202)	28.6	2018-Pr.
3. Desmond Howard, MICH (45-1,211)	26.9	1989-91
4. Jordan Hall, OSU (49-1,308)	26.7	2010-13
5. Anthony Carter, MICH (63-1,606)	26.3	1979-82
6. Curtis Duncan, NU (50-1,308)	26.2	1983-86
7. Ameer Abdullah, NEB (61-1,592)	26.1	2011-14
8. Kahlil Hill, IOWA (58-1,509)	26.0	1998-01
Raheem Mostert, PUR (88-2,289)	26.0	2011-14
Desmond King, IOWA (56-1,458)	26.0	2013-17
11. William Likely, MD (87-2,233)	25.7	2013-16

IOWA IN OVERTIME

Iowa holds a 7-5 record in overtime games. Iowa won its first overtime contest, defeating Penn State 26-23 on Nov. 4, 2000, in State College, Pa. The Hawkeyes are 3-4 in single overtime, 3-0 in double overtime and 1-1 in triple overtime. Iowa is 2-2 in overtime in Kinnick Stadium and 5-3 in overtime road games. Following are Iowa's overtime games:

Date	Result	OT's	Opponent
11/4/00	W, 26-23	Double	at Penn State
9/28/02	W, 42-35	Single	at Penn State
10/22/05	L, 23-20	Single	vs. Michigan
9/09/06	W, 20-13	Triple	at Syracuse
10/27/07	W, 34-27	Double	vs. Michigan St.
11/14/09	L, 27-24	Single	at Ohio State
9/10/11	L, 44-41	Triple	at Iowa State
10/13/12	W, 19-16	Double	at Michigan St.
10/26/13	W, 17-10	Single	vs. Northwestern
11/28/14	L, 37-34	Single	vs. Nebraska
9/9/17	W, 44-41	Single	at Iowa State
10/21/17	L, 17-10	Single	at Northwestern

RETURN TO SENDER

Junior WR Ihmir Smith-Marssette was named on the Paul Hornung Award preseason watch list, an honor bestowed to the most versatile player in college football.

Smith-Marssette averages 28.6 yards on 42 career kickoff returns, the best in school history and the second best in Big Ten history. The Big Ten record of average kickoff return yardage is 28.8, set by Stan Brown of Purdue (1968-70). Smith-Marssette has 1,202 kickoff return yards, sixth all-time in program history. He had a 95-yard kickoff return for a touchdown against Nebraska, tying for the ninth longest in school history. It was the first kickoff returned for a touchdown by the Hawkeyes since Jordan Cotton returned a kickoff 92 yards for a touchdown against Penn State in 2012.

Smith-Marssette leads the team in receiving yards (676) and all-purpose yards (1,130), and ranks second on the team in receptions (42). He has a team-high seven touchdowns; four receiving, two rushing, and one kickoff return. He set a career high with 121 receiving yards in Week 11, his second career 100-yard receiving game (Rutgers, 113).

Smith-Marssette has 1,224 career receiving yards, 32nd all-time in program history. He has 2,631 all-purpose yards. Only 20 players in school history have 2,500 or more.

In 2018, Smith-Marssette led the Big Ten and ranked No. 2 in the country, averaging 29.5 yards on 24 kickoff returns. He was named Rodgers-Dwight Return Specialist of the Year in the Big Ten Conference. He had 23 receptions for 361 yards and three touchdowns. His 15.7 yards per catch led the Hawkeyes (minimum 20 receptions).

IN THE RANKINGS

Iowa is ranked No. 16 in the CFP poll, No. 18 in the AP poll, and No. 19 in the coaches poll. Iowa's regular season schedule included four opponents ranked in the CFP top 25 (No. 8 Wisconsin, No. 10 Penn State, No. 14 Michigan, No. 18 Minnesota). Those four opponents have a combined 39-9 record.

Iowa is 1-3 against ranked teams this season. Iowa has road losses at No. 19 Michigan (17-12) and No. 16 Wisconsin (24-22). The Hawkeyes defeated No. 8 Minnesota at home (23-19) and lost at home to No. 10 Penn State (17-12).

Iowa defeated Iowa State, 18-17, on Sept. 14. The Cyclones were the first team outside the AP Top 25 when the teams met.

These are Iowa's most recent wins versus nationally-ranked opponents:

Home: 23-19 over No. 8 Minnesota, 11/16/19

55-24 over No. 3 Ohio State, 11/4/17

40-10 over No. 15 Nebraska, 11/25/16

Road: 40-10 over No. 20 Northwestern, 10/17/15

10-6 over No. 18 Wisconsin, 10/3/15

38-28 over No. 24 Michigan, 10/16/10

Neutral: 27-22 over No. 18 Mississippi State, Outback Bowl, 1/1/19

27-24 over No. 12 Missouri, Insight Bowl, 12/28/10

24-14 over No. 9 Georgia Tech, Orange Bowl, 1/5/10

DUNCAN, EPEÑESA, WIRFS EARN ALL-AMERICA HONORS

Three University of Iowa football players landed on postseason All-America teams. Junior K Keith Duncan was a consensus All-American, the 26th in school history and 11th under Kirk Ferentz. Duncan was named to the Football Writers (FWAA), Sporting News, and Associated Press first teams. He was a second teamer on the Walter Camp and AFCA awards list.

Wirfs was named to the FWAA and Walter Camp first teams, and the AP and AFCA second teams. Epenesa was a AP, AFCA, and Walter Camp second-team All-American.

Wirfs started nine games at right tackle and three at left tackle to earn first-team All-Big Ten and Rimington-Pace Offensive Lineman of the Year honors. He has 32 career starts in three seasons and was one of six semifinalists for the 2019 Outland Trophy. In 2017, he became the first true freshman to start at tackle under head coach Kirk Ferentz.

Duncan set Big Ten and Iowa single-season records with 29 made field goals, a total that ranks sixth-best all-time in the NCAA. He earned the Bakken-Anderson Kicker of the Year in the Big Ten, and is one of three finalists for the Lou Groza Award as the nation's top kicker.



SINGLE-SEASON FG LEADERS

	Name	FGM	FGA	PCT.
1.	Keith Duncan (2019)	29	34	.853
2.	Nate Kaeding (2002)	21	24	.875
	Kyle Schlicher (2004)	21	26	.808
	Rob Houghtlin (1987)	21	30	.700
5.	Nate Kaeding (2003)	20	21	.952
6.	Daniel Murray (2009)	19	26	.731
	Rob Houghtlin (1985)	19	27	.704
8.	Kyle Schlicher (2005)	17	21	.810
	Mike Meyer (2012)	17	21	.810
	Miguel Recinos (2018)	17	22	.773

SINGLE-SEASON FG PERCENTAGE
(minimum 15 attempts)

	Name	FGM	FGA	PCT.
1.	Nate Kaeding (2003)	20	21	.952
2.	Nate Kaeding (2002)	21	24	.875
3.	Trent Mossbrucker (2008)	13	15	.867
4.	Keith Duncan (2019)	29	34	.853
5.	Mike Meyer (2010)	14	17	.824
6.	Kyle Schlicher (2005)	17	21	.810
7.	Mike Meyer (2012)	17	21	.810
8.	Kyle Schlicher (2004)	21	26	.808
9.	Marshall Koehn (2015)	16	20	.800
10.	Miguel Recinos (2018)	17	22	.773

SINGLE-SEASON FG MADE (NCAA)

	Name	FGM	FGA	YEAR
1.	Billy Bennett (Georgia)	31	38	2003
2.	Leigh Tiffin (Alabama)	30	35	2009
	Josh Lambert (W. Virginia)	30	39	2014
	Matt Gay (Utah)	30	34	2017
	Andre Szmyt (Syracuse)	30	34	2018
6.	Keith Duncan (Iowa)	29	34	2019
	John Lee (UCLA)	29	33	1984
	John Sullivan (New Mexico)	29	35	2007
	Randy Bullock (Texas A&M)	29	33	2011
	Louie Zervos (Ohio)	29	35	2016
	Cole Tracy (LSU)	29	33	2018

CAREER FG PERCENTAGE (SINCE 1979)
(minimum 30 attempts)

	Name	FGM	FGA	PCT.
1.	Keith Duncan (2016-pr.)	38	45	.844
2.	Nate Kaeding (2000-03)	67	83	.807
3.	Marshall Koehn (2014-15)	28	36	.778
4.	Miguel Recinos (2016-18)	29	38	.763
5.	Mike Meyer (2010-13)	61	80	.763
6.	Kyle Schlicher (2004-06)	51	67	.761
7.	Daniel Murray (2007-09)	32	45	.711
8.	Rob Houghtlin (1985-87)	54	80	.675
9.	Zach Brommert (1995-98)	26	39	.667
10.	Tom Nichol (1981-84)	45	74	.608

Epenesa leads Iowa in tackles for loss (13-69), sacks (9-54), quarterback pressures (nine) and forced fumbles (three). He also has three pass break-ups. He earned All-Big Ten first-team honors for the second straight year and was named Big Ten Defensive Player of the Week following wins over Minnesota and Nebraska.

DUNCAN GETTING HIS KICKS

Junior K Keith Duncan is a consensus first-team All-American and was named the Bakken-Anderson Kicker of the Year in the Big Ten Conference. He was one of three finalists for the Lou Groza Award. Duncan leads the country with 29 field goals made. The 29 made field goals are a school and Big Ten Conference single-season record, and tie for sixth all-time in the NCAA. The NCAA record for single-season field goals made is 31. His 34 attempts on the season and his six field goal attempts at Purdue are both school records. He was named to the FWAA, Sporting, News, and AP first-team All-America teams.

Duncan is 29-of-34 on field goal attempts and 25-of-25 on PAT attempts. He leads the team and is ranks third in the Big Ten in scoring with 112 points. Duncan has connected on 14-of-18 kicks of at least 40 yards, and is 12-of-13 on the road. He kicked four field goals at Iowa State, against Purdue, and against Illinois.

Duncan connected on a 48-yard field goal with one second remaining at Nebraska to break a 24-24 tie and give Iowa a 27-24 win. It was Duncan's second of two field goals made in the game (49, 48).

Duncan kicked three field goals at Wisconsin to break Iowa's then-single-season school record. Rob Houghtlin (1987), Nate Kaeding (2002), and Kyle Schlicher (2004) shared the previous school record with 21 made field goals. His 84.4 field goal percentage is the best ever among Iowa kickers with at least 30 field goal attempts.

Duncan is seeing his first action since 2016, when he made 9-of-11 field goal attempts and 38-of-39 PAT attempts (one was blocked). That year he kicked a 33-yard field goal as time expired to lift Iowa over No. 2 Michigan, 14-13.

Three times this year was named Big Ten Special Teams Player of the Week. He earned the honor after kicking the game-winning field goal at Nebraska. He was recognized following a four field goal performance against Illinois on Nov. 23. His first weekly honor of the season came Sept. 16 following his performance at Iowa State. Duncan connected on a career-best four field goals at Iowa State. His final kick from 39 yards provided the margin of victory with 4:51 remaining in the fourth quarter.

He has four career Big Ten weekly honors. He was previously recognized in 2016, earning the weekly honor following Iowa's 14-13 win over Michigan. Duncan contributed two field goals in that win, including the game-winner from 33 yards on the final play of the game.

WIRFS LEADS LIST OF ALL-BIG TEN OFFENSIVE HONOREES

Junior OL Tristan Wirfs was named Rimington-Pace Offensive Lineman of the Year in the Big Ten Conference. Wirfs was named first-team All-Big Ten by league coaches and media.

In addition to Wirfs on the first offensive unit, junior OL Alaric Jackson was a third team selection by coaches and media. Junior WR Ihmir Smith-Marsette and freshman C Tyler Linderbaum received honorable mention recognition by coaches and media. Along with earning the Sportsmanship Award, senior QB Nate Stanley was named honorable mention All-Big Ten by conference coaches.

Wirfs is the first Hawkeye to earn the offensive lineman award since Brandon Scherff in 2014. The award for offensive line play was first presented in 1984, with Wirfs being the eighth Hawkeye to earn the honor.

Wirfs started nine games at right tackle and three at left tackle while earning Walter Camp and Football Writer's Association of America first-team All-America honors. He has 32 career starts in three seasons. He was one of six semifinalists for the 2019 Outland Trophy. He earned honorable mention honors in 2018, and in 2017 was the first true freshman to start at tackle under head coach Kirk Ferentz.

Jackson earned third team honors after being a second team selection a year ago. Jackson started nine games at left tackle, missing three games because of injury. He has 33 career starts, all at left tackle. Jackson was a preseason candidate for the Outland Trophy.

Linderbaum earns his first all-conference recognition after starting all 12 games at center.



HAWKEYE FOOTBALL BY THE NUMBERS

161	Ferentz's career wins as Iowa's Iowa's all-time winningest football coach
100	Ferentz became the 12th coach to win 100 games at a Big Ten school (at MSU, 19-16 2OT, 10/13/12)
66	NFL Draft picks under Kirk Ferentz
62	Calvin Jones' retired number, one of two in school history
44	Hawkeyes who have played in the Super Bowl
32	Bowl games (16-15-1)
29	All-America honors under Ferentz
27	Players have combined to earn Academic All-America honors
26	Consensus All-Americans (11 under Kirk Ferentz)
24	Heisman Trophy winner (1939) Nile Kinnick's retired number
24	Times finished a season ranked
15	CFB Hall of Famers
16	Bowl Wins
16	First or second round NFL draft picks under Kirk Ferentz
12	School record 12 wins in 2015
11	Big Ten Championships
9	Former players recognized on Kinnick Stadium Wall of Honor
9	Players under Ferentz who have won national awards
8	Bowl wins under Kirk Ferentz
5	National Championships (1921, 1922, 1956, 1958, 1960)
5	Five times finished the year ranked in top 10 over the past 13 seasons
4	Kirk Ferentz has been named B1G Coach of the Year
3	Three times won 11 games or more under Kirk Ferentz (2002, 2009, 2015)

ON THE AVERAGE

DOWN	PLAYS	YARDS	AVG.
First Down	346	2,107	6.1
Second Down	259	1,430	5.5
Third Down	176	817	4.6
Fourth Down	20	83	4.15

IOWA BY QUARTERS

QUARTER	IOWA	OPPONENTS
First	83	27
Second	68	48
Third	48	41
Fourth	87	42
OT	0	0

POINTS OFF TURNOVERS

	T/O Gained	Pts Scored
Iowa	18	32
Opponents	12	37

He played on the defensive line as a true freshman before moving to offense during bowl prep a year ago.

Smith-Marsette is recognized for the second straight season, as he earned the Rodgers-Dwight Return Specialist of the Year honor in 2018. He led Iowa with 676 receiving yards on 42 receptions. Smith-Marsette scored four receiving touchdowns, two rushing touchdowns, and one touchdown via a 95-yard kickoff return in Iowa's win at Nebraska.

Smith-Marsette ranks 20th in career all-purpose yards (2,631) in three seasons. He has amassed 1,224 receiving yards, 1,202 yards on kickoff returns, and 205 rushing yards, scoring 12 total touchdowns. This season he is averaging 16.1 yards on 42 receptions, 25.8 yards on 14 kickoff returns, and 10.3 yards on nine rushing attempts.

Stanley started all 12 games in 2019 and all 38 games over the past three seasons as Iowa has posted a 26-12 record. Stanley passed for more than 2,700 yards with 14 touchdowns this season. He ranks second in career passing touchdowns (66) and pass attempts (1,128), and third in completions (655), passing yards (8,089), and total offense (7,993).

DUNCAN, EPESENA HIGHLIGHT ALL-BIG TEN DEFENSE AND SPECIAL TEAMS

Junior K Keith Duncan was named the Bakken-Anderson Kicker of the Year in the Big Ten Conference. Duncan and junior DE A.J. Epenesa were named first-team All-Big Ten by league coaches and media.

In addition to Epenesa on the first defensive unit, junior DB Geno Stone (coaches) and senior DB Michael Ojemudia (media) earned second-team honors. Ojemudia was a third-team selection by the coaches and Stone earned media honorable mention.

Earning honorable mention recognition from both coaches and media were junior DE Chauncey Golston and senior linebacker Kristian Welch. Senior DT Cedrick Lattimore earned honorable mention from the coaches, while the media extended honorable mention honors to senior P Michael Sleep-Dalton.

Duncan is the first Iowa kicker to earn the conference award since its inception in 2011. The award is named after former Wisconsin kicker Jim Bakken and former Michigan State kicker Morten Andersen. Duncan was one of three finalists for the Lou Groza Award as the top kicker in the nation.

Duncan set Big Ten and Iowa single-season records with 29 field goals made, a total that ranks sixth-best all-time in the NCAA. Duncan also set a school record with six field goal attempts in Iowa's win over Purdue. His 34 attempts on the season are also a school record.

Epenesa earned first-team honors for the second straight year. He was named Big Ten Defensive Player of the Week following wins over Minnesota and Nebraska. He leads the Hawkeyes in tackles for loss (13-69), sacks (9-54), quarterback pressures (nine) and forced fumbles (three). He also has three pass break-ups.

Stone earned honorable mention honors for the second straight season after recording 65 total tackles (43 solo). Stone has three tackles for loss, three pass break-ups, two forced fumbles, one interception, and one recovered fumble.

Ojemudia earned his first all-conference recognition, starting 11 games while missing one contest due to injury. He leads the team with three interceptions. He recorded 36 solo tackles and 11 assists and has a team-best seven pass break-ups.

Welch started nine games at middle linebacker and led the team in tackles (80), despite missing three games due to injury. Welch recorded double figure tackles in Iowa's final three games following his injury, helping the Hawkeyes to three straight wins. Welch totaled 7.5 tackles for loss, three sacks, three pass break-ups, and one forced fumble.

Golston was also recognized by both coaches and media while earning his first all-conference honor. He ranked second to Epenesa in tackles for loss (8.5-23). He also had 2.5 sacks, four pass break-ups, one interception, and seven quarterback pressures while starting all 12 games.

Lattimore started all 12 games, recording 23 solo tackles and 17 assists. Lattimore also had three tackles for loss, 2.5 sacks, and a recovered fumble.

Sleep-Dalton averaged 42.1 yards on 54 punts, with a long of 63 yards. He placed 21 punts inside the opponent 20, with just four touchbacks, and had 10 punts of 50 yards or more.



NATIONAL RANKINGS

AP Poll

Dec. 8

1.	LSU
2.	Ohio State
3.	Clemson
4.	Oklahoma
5.	Georgia
6.	Florida
7.	Oregon
8.	Baylor
9.	Auburn
10.	Alabama
11.	Wisconsin
12.	Utah
13.	Penn State
14.	Notre Dame
15.	Memphis
16.	Minnesota
17.	Michigan
18.	Boise State
19.	Iowa
20.	Appalachian State
21.	Navy
22.	USC
23.	Cincinnati
24.	Virginia
25.	Oklahoma State

Amway Coaches Poll

Dec. 8

1.	LSU
2.	Ohio State
3.	Clemson
4.	Oklahoma
5.	Georgia
6.	Oregon
7.	Florida
8.	Baylor
9.	Alabama
10.	Utah
11.	Wisconsin
12.	Penn State
13.	Auburn
14.	Notre Dame
15.	Memphis
16.	Minnesota
17.	Michigan
18.	Boise State
19.	Iowa
20.	Appalachian State
21.	Navy
22.	Cincinnati
23.	USC
24.	Air Force
25.	Virginia

HAWKEYES IN THE POLLS

Date	AP	CP	S16	CFP
Pre.	20	19	NR	----
9/3	20	19	NR	----
9/8	19	18	NR	----
9/15	18	18	RV	----
9/22	14	14	14	----
9/29	14	14	14	----
10/6	17	18	RV	----
10/13	23	22	NR	----
10/20	20	19	NR	----
10/27	19	19	RV	----
11/3	18	18	RV	18
11/10	23	22	NR	20
11/17	19	20	NR	17
11/24	19	20	RV	17
12/1	18	19	RV	16
12/8	19	19	RV	16

AP=Associated Press; CP=Coaches;
S16=Super 16; CFP=College Football Poll

2019 BIG TEN STANDINGS

WEST DIVISION

Team	Big Ten	Pct.	Overall	Pct.
Wisconsin	7-2	.778	10-3	.769
Minnesota	7-2	.778	10-2	.833
IOWA	6-3	.667	9-3	.750
Illinois	4-5	.444	6-6	.500
Nebraska	3-6	.333	5-7	.417
Purdue	3-6	.333	4-8	.333
Northwestern	1-8	.111	3-9	.250

EAST DIVISION

Team	Big Ten	Pct.	Overall	Pct.
Ohio State	9-0	1.000	13-0	1.000
Penn State	7-2	.778	10-2	.833
Michigan	6-3	.667	9-3	.750
Indiana	5-4	.556	8-4	.667
Michigan State	4-5	.444	6-6	.500
Maryland	1-8	.111	3-9	.250
Rutgers	0-9	.000	2-10	.167

TROPHY COLLECTION

The Hawkeyes are 3-1 in four trophy games this season. Iowa defended the Cy-Hawk Trophy against Iowa State, the Floyd of Rosedale trophy against No. 7 Minnesota, and the Heroes Trophy at Nebraska. The Hawkeyes fell to No. 16 Wisconsin in a battle for the Heartland Trophy.

The Hawkeyes are 16-4 in their last 20 rivalry trophy games (Iowa State, Minnesota, Nebraska, Wisconsin), with all four losses coming to Wisconsin.

Trophy	Opponent	Date	Result
Cy-Hawk	at Iowa State	9/14	W, 18-17
Heartland	at Wisconsin	11/9	L, 22-24
Floyd of Rosedale	Minnesota	11/16	W, 23-19
Heroes	at Nebraska	11/29	W, 27-24

DEFENSE RANKS AMONG NATION'S BEST

First-team All-Big Ten honoree DE A.J. Epenesa leads a defense that ranks in the top 12 in scoring, passing, and total defense. Iowa is sixth in the country in scoring defense (13.2 ppg), 12th in total defense (304.3 ypg), and 12th in passing defense (184.2 ypg). Iowa's scoring defense is second in the Big Ten to Ohio State (11.8). The Hawkeyes held seven-of-12 opponents to their season-low point total.

Epenesa earned first-team All-Big Ten recognition for the second straight year. He was named a AP, AFCA, and Walter Camp second-team All-American, and he leads Iowa in tackles-for-loss (13-69), sacks (9-54), quarterback pressures (9), and forced fumbles (3). He also has three pass break-ups.

Twice this season Epenesa was recognized as Big Ten Conference Defensive Player of the Week. He first earned the honor following Iowa's 23-19 win over seventh-ranked Minnesota on Nov. 16. Epenesa recorded 2.5 of Iowa's six sacks, three solo tackles and one assisted tackle, forced one fumble and had one quarterback pressure. He later earned the honor following Iowa's 27-24 win at Nebraska on Nov. 29. He recorded career highs in tackles (14) and tackles-for-loss (4.5-22) against the Huskers.

Epenesa is a quarterfinalist for the Lott IMPACT Trophy. He was named to four preseason All-America first teams, listed on six preseason watch lists, and is preseason Big Ten Defensive Player of the Year by CollegeFootballNews.com.

Iowa's scoring defense (13.2) is the second lowest total of the Ferentz era (13.0 in 2008), and the lowest by any Hawkeye team since 1981 (13.1). Iowa is performing at that level one year after losing seven defensive starters from 2018. Five of those players are currently with NFL teams, including DB Jake Gervase, DE Parker Hesse, DB Amani

CAREER 300/100-YARD PERFORMANCES | 2019 HAWKEYES

QB NATE STANLEY (5)

DATE	OPPONENT	COMP-ATT	YDS	TD-INT	LONG
9/9/17	at Iowa State	27-41	333	5-0	46
9/15/18	vs. Northern Iowa	23-28	309	2-1	48
10/6/18	at Minnesota	23-39	314	4-1	60
10/13/18	at Indiana	21-32	320	6-1	58
11/23/19	vs. Illinois	18-35	308	0-1	40

RB MEKHI SARGENT (2)

DATE	OPPONENT	ATT	YDS	TDs	LONG
11/17/18	at Illinois	17	121	2	29
11/23/18	vs. Nebraska	26	173	1	32

RB TOREN YOUNG (1)

DATE	OPPONENT	ATT	YDS	TDs	LONG
9/28/2019	vs. Middle Tennessee	11	134	0	52

WR IHMIR SMITH-MARSETTE (2)

DATE	OPPONENT	REC	YDS	TDs	LONG
9/7/19	vs. Rutgers	4	113	2	58
11/23/19	vs. Illinois	4	121	0	40

WR BRANDON SMITH (1)

DATE	OPPONENT	REC	YDS	TDs	LONG
10/19/19	vs. Purdue	9	106	2	30

WR TYRONE TRACY (1)

DATE	OPPONENT	REC	YDS	TDs	LONG
11/9/19	at Wisconsin	5	130	1	75



2019 IOWA STATISTICS

INDIVIDUAL	CATEGORY	STATS	BIG TEN	NCAA
Field Goal Percentage	Keith Duncan	0.853	1	16
Field Goals Per Game	Keith Duncan	2.4	1	1
Kickoff Return TDs	Ihmir Smith-Marsette	1	2	10
Total Interceptions	Michael Ojemudia	3	2	43
Completions Per Game	Nathan Stanley	18.3	3	51
Interceptions Per Game	Michael Ojemudia	0.3	3	49
Scoring	Keith Duncan	9.3	3	11
Total Tackles Avg.	Kristian Welch	8.9	3	32
Fumbles Recovered	Jack Koener	2	4	27
Total Points Scored	Keith Duncan	112	4	15
Passing Yards	Nathan Stanley	2,738	5	44
Passing Yards Per Game	Nathan Stanley	228.2	5	48
Forced Fumbles Avg.	A.J. Epenesa	0.25	6	20
Punting Avg.	Michael Sleep-Dalton	42.1	6	62
Sacks Avg.	A.J. Epenesa	0.75	6	24
Passing Yards per Completion	Nathan Stanley	12.5	7	50
Completion Percentage	Nathan Stanley	0.589	8	77
Passing Efficiency	Nathan Stanley	129.4	8	75
Passing TDs	Nathan Stanley	14	8	74
Total Offense	Nathan Stanley	229.5	8	65
Yards per Pass Attempt	Nathan Stanley	7.4	8	68
Yards per Reception	Tyrone Tracy, Jr.	16.4	8	70
Combined Kick Returns	Ihmir Smith-Marsette	361	9	68
All Purpose	Ihmir Smith-Marsette	94.2	11	110
Points Responsible For	Keith Duncan	112	11	85
Points Responsible For Per Game	Keith Duncan	9.3	11	89
Yards per Reception	Ihmir Smith-Marsette	16.1	11	77
Points Responsible For	Nathan Stanley	90	14	146
Receiving Yards	Ihmir Smith-Marsette	676	14	116
Receiving Yards Per Game	Ihmir Smith-Marsette	56.3	14	117
Receptions Per Game	Nico Ragaini	3.7	14	168
Interceptions Per Game	Matt Hankins	0.2	15	121
Points Responsible For Per Game	Nathan Stanley	7.5	15	151
Receiving Yards Per Game	Tyrone Tracy, Jr.	49.1	16	161
Rushing Yards	Tyler Goodson	590	16	148
Rushing Yards Per Game	Tyler Goodson	49.2	16	158
Receiving Yards	Tyrone Tracy, Jr.	589	17	159
Receptions Per Game	Ihmir Smith-Marsette	3.5	17	184
Rushing Yards	Mekhi Sargent	543	19	169
Rushing Yards Per Game	Mekhi Sargent	45.3	21	182

TEAM	STAT	BIG TEN	NCAA
4th Down Conversion Pct Defense	0.308	1	4
Blocked Kicks Allowed	0	1	1
Fewest Penalty Yards	398	1	5
Fewest Penalty Yards Per Game	33.2	1	4
First Downs Defense	196	1	9
Fumbles Lost	5	1	18
Turnovers Lost	12	1	12
4th Down Conversion Pct	0.700	2	9
Fewest Penalties	52	2	8
Fewest Penalties Per Game	4.3	2	8
Punt Returns Avg.	9.4	2	45
Red Zone Offense	0.947	2	5
Scoring Defense	13.2	2	5
Team Passing Efficiency Defense	113.07	2	12
Kickoff Return Defense Avg.	17.2	3	10
Kickoff Returns Avg.	22.9	3	31
Passes Had Intercepted	7	3	28
Passing Yards Allowed	184.2	3	10
Sacks Allowed Avg.	1.8	3	48
Passes Intercepted	11	4	32
Time of Possession	31:54	4	27
Total Defense	304.3	4	12
Turnover Margin Avg.	0.5	4	25
Red Zone Defense	0.792	5	36
Net Punting Avg.	38.8	6	54
Rushing Defense	120.1	6	25
Tackles for Loss Allowed	5.5	6	52
Team Sacks	2.4	6	45
Passing Offense	230.3	7	67
Passing Yards per Completion	12.3	7	67
3rd Down Conversion Pct	0.392	8	71
3rd Down Conversion Pct Defense	0.369	8	45
Completion Percentage	0.587	8	80
Punt Return Defense Avg.	6.6	8	48
Turnovers Gained	18	8	48
Fumbles Recovered	7	9	66
Team Passing Efficiency	127.75	9	88
Total Offense	369.8	9	98
First Downs Gained	228	10	100
Rushing Offense	139.5	10	96
Scoring Offense	23.8	11	99

Hooker, DE Anthony Nelson, and DT Matt Nelson. Anthony Nelson and Hooker left Iowa following their junior seasons. Iowa defensive coordinator Phil Parker was a nominee for the Broyles Award, which honors college football's top assistant coach.

The Hawkeyes allow just 16.3 first downs per game, 10th fewest in the country and third in the Big Ten. Iowa has allowed 18 touchdowns, tied for second fewest in the country (Clemson 16, Georgia 18, San Diego State 18). Iowa is one of three schools in the country to allow just five rushing touchdowns or fewer (Georgia 1, Oregon 4).

Iowa's defense allowed just five first downs against Rutgers in Week 2. That ties for the fewest allowed in the Kirk Ferentz era (Syracuse, 2007). Rutgers' 125 yards of total offense ranks as the fifth lowest total in the Ferentz era.

In its Week 7 win against Purdue, Iowa allowed 33 yards rushing, its lowest total against a Big Ten opponent since 2013.

In Iowa's Week 10 win against No. 10 Minnesota, the Hawkeyes recorded six sacks, matching their highest single-game total since 2013 vs. Northwestern.

RUNNING BACK BY COMMITTEE

Iowa running backs Tyler Goodson (590), Mekhi Sargent (543), and Toren Young (414) have combined for 1,547 rushing yards. All three running backs have started at least one game.

Goodson started the final three games of the regular season and leads the team in rushing yards. He could become the first true freshman in program history to lead the team in single-season rushing yards. The last redshirt freshman to lead the team in rushing yards was Ladell Betts in 1998 (679). Goodson also has 21 receptions for 146 yards. His 137 combined touches lead the team.

In Week 12 against Nebraska, Goodson rushed 13 times for a career-high 116 yards and a touchdown. It was his first career 100-yard game. His 55-yard touchdown rush in the first quarter was the longest of his career and the longest rushing touchdown by Iowa this season, and the longest by a Hawkeye since Akrum Wadley in 2016 (75 yards vs. Nebraska).

Goodson became the first true freshman to start at running back under Ferentz since 2012 (Greg Garmon) in Iowa's 23-19 win against No. 8 Minnesota in Week 10. Goodson rushed for 94 yards against the Gophers, raising his season total to 436, second on the team. He made his second straight start Week 11 against Illinois.

RB Mekhi Sargent started Weeks 1-8 and leads the team in carries (117) and ranks second in rushing yards (543). He was named on the Doak Walker Award Preseason Watch List.

RB Toren Young, Iowa's Week 9 starter, ranks third on the team in carries (77) and rushing yards (414). He averages a team-best 5.4 yards per attempt. Young has 1,244 career yards on 258 attempts, 33rd all-time. Sargent has 1,288 yards on 276 attempts, 32nd on Iowa's all-time list.

Seven different Hawkeyes have combined to rush for 14 touchdowns. Eight of those touchdowns have come from inside the 2-yard line, nine from inside the 4-yard line. Goodson (2, 10, 2, 55) and Sargent (2, 4, 14, 2) lead the team with four rushing touchdowns. Five more Hawkeyes have at least one rushing touchdown: Young (2), QB Nate Stanley (1), FB Brady Ross (1), WR Ihmir Smith-Marsette (14, 45), QB Spencer Petras (1).

Young (131) rushed for a career high against Middle Tennessee. The Hawkeyes rushed for 351 yards in the game, the fourth highest total in the Ferentz era.



2019 STATISTICAL COMPARISON

	IOWA	USC
Scoring Average	23.8	33.2
Scoring Defense	13.2	27.8
Rushing Yards	139.5	126.3
Passing Yards	230.3	335.9
Total Offense	369.8	462.2
Rushing Defense	120.1	166.6
Passing Defense	184.2	248.6
Defense	304.3	415.2
Punt Return Average	9.4	5.6
KO Return Average	20.8	21.2
Turnover Margin	+6	-7

PRONUNCIATION GUIDE

Head Coach Kirk Ferentz	FAIR-ints
Asst. Coach Brian Ferentz	FAIR-ints
Asst. Coach Tim Polasek	PAWL-uh-seck
Lucas Amaya	AH-MAY-ah
Djimon Colbert	JYE-mun
Dallas Craddieth	CRAD-ith
Spencer Daufeldt	DAW-feld
Nick DeJong	dee-YOUNG
Tyler Endres	AUN-drez
A.J. Epenesa	EPP-uh-NESS-uh
Ryan Gersonde	gir-SAUN-day
Jermari Harris	jir-MAR-ee
Alaric Jackson	AH-lair-ick
Dalles Jacobus	DALLAS juh-COE-bus
Yahweh Jeudy	YAW-way JUDY
Connor Kapisak	KAP-uh-sak
Jake Karchinski	kar-CHIN-ski
Jack Koerner	KERN-ir
Tommy Kujawa	KOO-yah-vuh
Keontae Lockett	key-AUN-tae
Henry Marchese	mar-CASE
Taajhir McCall	TAA-zjheer
Daraun McKinney	DAY-ron
Kaevon Merriweather	KAY-vohn
Josiah Miamen	me-AUH-mun
John Milani	muh-LON-ee
Nick Niemann	KNEE-mun
Daviyon Nixon	DAVE-ee-un
Michael Ojemudia	oh-jay-MOO-dee-uh
Alex Padilla	puh-DEE-ah
Turner Pallissard	PAL-is-ard
Spencer Petras	PEE-tris
Monte Pottebaum	POT-uh-bomb
Nico Ragaini	ruh-GAIN-ee
Colten Rastatter	RASS-tet-ir
Brady Reiff	REEF
Mekhi Sargent	MUH-kye
Kyler Schott	SHOT
Austin Schulte	SHUL-tee
Bryce Schulte	SHUL-tee
Quinn Schulte	SHUL-tee
Ihmir Smith-Marsette	AH-meer Smith MAR-set
Austin Spiewak	SPEE-wack
Jackson Subbert	SUE-birt
Nate Vejvoda	vay-VO-duh
Nate Wieting	WHEAT-ing

YOUNG, SARGENT SURPASS 1,000 CAREER RUSHING YARDS

Junior running backs Toren Young and Mekhi Sargent each surpassed 1,000 career rushing yards in Iowa's win over Middle Tennessee on Sept. 28.

Sargent entered the game with 953 rushing yards and moved past 1,000 for his career on a 12-yard run late in the first period. He ended the contest with 91 rushing yards. His career totals include 1,288 yards on 276 attempts. He was the 48th Iowa running back to surpass 1,000 career yards and currently ranks 32nd on the all-time list.

Young entered Week 4 with 950 career yards and surpassed 1,000 on a 15-yard run early in the second quarter, becoming the 49th Iowa running back to surpass the century total. He led the Hawkeyes with a career-high 131 rushing yards against Middle Tennessee. Young now has 1,244 career yards on 258 attempts to rank 33rd on the career list.

Sargent moved over 1,000 career yards on career attempt 207, while Young went past 1,000 yards on career attempt 209.

GRAND THEFT SECONDARY

The Hawkeyes have intercepted a pass in six straight games. DB Michael Ojemudia leads the team and is tied for second in the Big Ten with three interceptions. The Hawkeyes have 11 interceptions this season, and 52 interceptions since 2017, more than any other team over the last three years.

Entering this season, Iowa has at least one interception return for a touchdown in each of the last 11 seasons, and 16 of the last 18 seasons.

HAWKEYES AT NIGHT

Iowa played No. 9 Penn State on Oct. 12 in the 20th night game in the history of Kinnick Stadium. The Hawkeyes are 13-7 all-time in games played under the lights at Kinnick. Iowa is 1-1 at night this season, opening the year with a 38-14 win against Miami, Ohio, and falling to No. 9 Penn State, 17-12. The season opener marked the first time in program history Iowa has opened the season under the lights at Kinnick Stadium. Below is a list of night games in Kinnick Stadium:

Date	Opponent	Result	Start Time
Sept. 5, 1992	#1 Miami, FL	L, 7-24	7 p.m.
Sept. 18, 1999	N. Illinois	W, 24-0	5:15 p.m.
Sept. 14, 2002	Iowa State	L, 33-36	5:05 p.m.
Sept. 20, 2003	#16 Arizona St.	W, 21-2	5:05 p.m.
Sept. 30, 2006	#1 Ohio State	L, 17-38	7:13 p.m.
Sept. 8, 2007	Syracuse	W, 35-0	7:07 p.m.
Oct. 10, 2009	Michigan	W, 30-28	7:12 p.m.
Oct. 2, 2010	#20 Penn State	W, 24-3	7:12 p.m.
Oct. 15, 2011	Northwestern	W, 41-31	6 p.m.
Oct. 20, 2012	Penn State	L, 14-38	7 p.m.
Sept. 19, 2015	Pittsburgh	W, 27-24	7:12 p.m.
Nov. 14, 2015	Minnesota	W, 40-35	7:12 p.m.
Sept. 10, 2016	Iowa State	W, 42-3	6:30 p.m.
Nov. 12, 2016	#2 Michigan	W, 14-13	7:12 p.m.
Sept. 23, 2017	#4 Penn State	L, 19-21	6:42 p.m.
Oct. 28, 2017	Minnesota	W, 17-10	5:35 p.m.
Sept. 15, 2018	Northern Iowa	W, 38-14	6:40 p.m.
Sept. 22, 2018	#18 Wisconsin	L, 17-28	7:35 p.m.
Aug. 31, 2019	Miami, Ohio	W, 38-14	6:45 p.m.
Oct. 12, 2019	#9 Penn State	L, 12-17	6:44 p.m.



OVERALL WINS

(all games played as member of B1G)

	Coch, Team	Wins	Seasons	Years
1.	Woody Hayes, OSU	205	28	1951-78
2.	Amos Alonzo Stagg, CHI	199	37	1896-32
3.	Bo Schembechler, MICH	194	21	1969-89
4.	Joe Paterno, PSU	162	19	1993-11
5.	Kirk Ferentz, IOWA	161	21	1999-pr.
6.	Hayden Fry, IOWA	143	20	1979-98
7.	Henry Williams, MINN	136	22	1900-21
8.	Robert Zuppke, ILL	131	29	1913-41
9.	Lloyd Carr, MICH	122	13	1995-07
10.	Barry Alvarez, WIS	119	18	1990-05

BIG TEN CONFERENCE WINS

	Coch, Team	Wins	Seasons	Years
1.	Woody Hayes, OSU	153	28	1951-78
2.	Bo Schembechler, MICH	143	21	1969-89
3.	Amos Alonzo Stagg, CHI	115	37	1896-32
4.	Kirk Ferentz, IOWA	97	21	1999-pr.
5.	Hayden Fry, IOWA	96	20	1979-98
6.	Joe Paterno, PSU	95	19	1993-11
7.	Lloyd Carr, MICH	81	13	1995-07
8.	Robert Zuppke, ILL	76	29	1913-41
9.	Duffy Daugherty, MSU	72	19	1954-72
10.	John Cooper	70	13	1988-00

HAWKEYES UNDER FERENTZ

Overall	161-104
vs. ranked teams.....	29-46
vs. unranked teams	131-58
vs. Big Ten teams	97-76
vs. Big Ten teams (home).....	54-29
vs. Big Ten teams (away).....	43-46
vs. Big Ten teams (neutral)	0-1
When rushing for 150 yards or more	102-17
When rushing for 200 yards or more	65-6
When passing for 250 yards or more	47-25
When passing for 300 yards or more	16-8
When Iowa player rushes for 100 yards	90-25
When opponent has 100-yard rusher	22-47
When opponent has 300-yard passer	18-13
When scoring 30 points or more.....	88-9
When scoring 20 points or more.....	123-42
When opponent scores 25 points or more.....	19-62
When holding opponent to 10 pts or less	63-2
When Iowa scores first	122-35
When Iowa leads at halftime.....	131-26
When Iowa trails at halftime	23-76
When game is tied at halftime	8-5
When Iowa leads after 3 quarters	136-18
When Iowa trails after 3 quarters.....	17-80
When game is tied after 3 quarters.....	8-6
Games decided by 11 points or more	93-35
Games decided by 10 points or less	53-56
Games decided by 7 points or less	43-53
Games decided by 3 points or less	21-33
When Iowa has a positive turnover margin	97-24
When opponent has a positive turnover margin	23-55
When the turnover margin is equal	37-22
When returning a punt/kickoff for a score	11-6
Overtime games	7-5
When temperature is 50 degrees or above.....	107-75
When temperature is below 50 degrees	51-26
When temperature is over 90 degrees.....	4-4
When raining:.....	14-9

D.J. JOHNSON NAMED CO-BIG TEN FRESHMAN OF THE WEEK

DB D.J. Johnson was named Big Ten Co-Freshman of the Week on Sept. 16 following his performance at Iowa State. In his second career start, Johnson recorded a career-high eight tackles, including six solo tackles and two assists, and added two pass break-ups. The Big Ten weekly honor is the first of his career.

A.J. EPESESA EARNS BIG TEN WEEKLY HONORS

Junior DE A.J. Epenesa was recognized as Big Ten Conference Defensive Player of the Week two times this season. He recorded a career-high 14 tackles and 4.5 tackles-for-loss in Iowa's win at Nebraska on Nov. 29. He earned his first honor of the season following Iowa's 23-19 win over seventh-ranked Minnesota on Nov. 16. Epenesa recorded 2.5 of Iowa's six sacks, three solo tackles and one assisted tackle, forced one fumble and had one quarterback pressure. His final tackle of the game came on Minnesota's final possession and resulted in the Golden Gophers facing a third-and-21 in the final two minutes. Riley Moss intercepted a Minnesota pass two plays later to secure the Iowa victory.

KEITH DUNCAN EARNS BIG TEN HAT TRICK

Junior K Keith Duncan was recognized as the Big Ten Special Teams Player of the Week three times this season, most recently Dec. 1 following his game-winning kick at Nebraska. He was recognized following a four field goal performance against Illinois on Nov. 23. His first weekly honor of the season came Sept. 16 following his performance at Iowa State. Duncan connected on a career-best four field goals at Iowa State. His final kick from 39 yards provided the margin of victory with 4:51 remaining in the fourth quarter.

He has four career Big Ten weekly honors. He was previously recognized in 2016, earning the weekly honor following Iowa's 14-13 win over Michigan. Duncan contributed two field goals in that win, including the game-winner from 33 yards on the final play of the game.

TRUE FRESHMEN STARTERS SINCE 1999

Since 1999, Kirk Ferentz's first year as Iowa head coach, 28 true freshmen have started for the Hawkeyes.

2019 Tyler Goodson, RB (2 games)	2011 Jordan Canzeri, RB (1 game)
2019 Dane Belton, DB (1 game)	
2019 Jack Campbell, LB (1 game)	2010 Marcus Coker, RB (2 games)
2019 Same LaPorta, TE (1 game)	2010 James Morris, LB (4 games)
2018 Riley Moss, CB (6 games)	2009 Brandon Wegher, RB (2 games)
2018 Julius Brents, CB (5 games)	
	2007 Bryan Bulaga, LG (5 games)
2017 Matt Hankins, FS (2 games)	
2017 Ihmir Smith-Marsette, WR (3 games)	2006 Dominique Douglas, WR (11 games)
2017 Tristan Wirfs, OL (7 RT, 1 LT)	2006 A.J. Edds, LB (1 game)
2016 Manny Rugamba, CB (3 games)	2003 Mike Jones, LG (7 games)
	2003 Champ Davis, FB (1 game)
2015 Jerminic Smith, WR (2 games)	2000 Benny Sapp, CB (8 games)
2015 James Daniels, LG (2 games)	2000 Bob Sanders, SS (4 games)
	2000 Jonathan Babineaux, FB (3 games)
2013 Matt VandeBerg, WR (2 games)	
2013 Desmond King, CB (12 games)	
	1999 Fred Barr, LB (6 games)
2012 Greg Garmon, RB (1 game)	



HAWKEYES IN THE NFL

Iowa football players have a long tradition of being well prepared for professional football following their college playing careers. Since 2010, 37 Hawkeyes have been selected in the NFL Draft. Today, 32 Hawkeyes are on NFL rosters.

**Former Hawkeye, Current NFL Team**

C.J. Beathard, San Francisco 49ers
 Austin Blythe, Los Angeles Rams
 Ike Boettger, Buffalo Bills
 Bryan Bulaga, Green Bay Packer
 Adrian Clayborn, Atlanta Falcons
 James Daniels, Chicago Bears
 Mike Daniels, Green Bay Packers
 Nick Easley, Buffalo Bills PS
 Noah Fant, Denver Broncos
 James Ferentz, New England Patriots
 Jake Gervase, Los Angeles Rams
 Parker Hesse, Tennessee Titans PS
 Anthony Hitchens, Kansas City Chiefs
 T.J. Hockenson, Detroit Lions
 Amani Hooker, Tennessee Titans
 Micah Hyde, Buffalo Bills
 Josh Jackson, Green Bay Packers
 Josey Jewell, Denver Broncos
 Jaleel Johnson, Minnesota Vikings
 Desmond King, Los Angeles Chargers
 Christian Kirksey, Cleveland Browns
 George Kittle, San Francisco 49ers
 Casey Kreiter, Denver Broncos
 Greg Mabin, Cincinnati Bengals PS
 Anthony Nelson, Tampa Bay Buccaneers
 Matt Nelson, Detroit Lions PS
 Ben Niemann, Kansas City Chiefs
 Riley Reiff, Minnesota Vikings
 Ross Reynolds, San Francisco 49ers PS
 Brandon Scherff, Washington Redskins
 Marshal Yanda, Baltimore Ravens

CAPTAINS BY WEEK

Miami (Ohio): Ojemudia, Ross, Stanley, Welch
 Rutgers: Ojemudia, Ross, Stanley, Welch
 Iowa State: Ojemudia, Ross, Stanley, Welch
 MTSU: Ojemudia, Ross, Stanley, Welch
 Michigan: Ojemudia, Ross, Stanley, Welch
 Penn State: Ojemudia, Ross, Stanley, Welch
 Purdue: Ojemudia, Ross, Stanley, Welch
 Northwestern: Ross, Stanley, Welch, T. Young
 Wisconsin: Ross, Stanley, Welch, T. Young
 Minnesota: Ross, Stanley, Welch, T. Young
 Illinois: Ross, Stanley, Welch, T. Young
 Nebraska: Illinois: Ross, Stanley, Welch, D. Young

IOWA FOOTBALL AND THE NFL

- The Hawkeyes have had 180 former players in the NFL since 1999, Kirk Ferentz's first year as head coach (70 draft picks/110 free agents).
- Iowa lost seven defensive starters following 2018. Five of those players are currently with NFL teams, including DB Jake Gervase, DE Parker Hesse, DB Amani Hooker, DE Anthony Nelson, DT Matt Nelson. Anthony Nelson and Hooker left Iowa following their junior seasons.
- At least one Iowa Hawkeye has been selected in every NFL Draft since 1978 (42 consecutive years).
- TE T.J. Hockenson (eighth overall, Detroit) and TE Noah Fant (20th overall, Denver) became the first tight ends from the same school to be drafted in the first round of a single NFL Draft.
- DB Desmond King (Los Angeles Chargers), LS Casey Kreiter (Denver), TE George Kittle (San Francisco), and OL Marshal Yanda (Baltimore) were named All-Pro in 2018.
- Over the past 17 years, 150-of-175 (86 percent) of Iowa's senior starters have been drafted in the NFL or signed NFL free agent contracts.
- Over the past 12 years, Iowa has had 44 NFL Draft picks, fourth most in the Big Ten -- Ohio State (63), Wisconsin (45), and Michigan (45). Since 2010, Iowa has had 37 players drafted in the NFL, tied for fourth most in the Big Ten -- Ohio State (62), Penn State (39), and Wisconsin (37).
- Iowa has had six first round picks in the last nine NFL drafts -- OL Bryan Bulaga, 2010; DE Adrian Clayborn, 2011; OL Riley Reiff, 2012; OL Brandon Scherff, 2015, TE T.J. Hockenson, TE Noah Fant.
- Iowa had six players drafted in the 2012 NFL Draft, which tied for the most in the Big Ten and tied for fourth in the country.
- Former Hawkeye Marshal Yanda (Baltimore OL) is a seven-time Pro-Bowler (2011-16, 2018) and was named NFL All-Pro in 2012, 2013, 2014, 2015, 2016, and 2018.
- In NFL 2011 regular season statistics, former Hawkeye linebackers Chad Greenway (Minnesota) and Pat Angerer (Indianapolis) finished third and fourth, respectively, in tackles. Greenway was named to the Pro Bowl in 2012 and 2013.
- Three former Hawkeyes were involved in the 2012 Super Bowl. DB Tyler Sash played for the Super Bowl champion New York Giants, while LB Jeff Tarpinian was on the injured reserve roster of the New England Patriots. Former Iowa center Brian Ferentz, now is his seventh year on staff and first as Iowa's offensive coordinator, was New England's tight ends coach.
- Former Iowa DB Sean Considine and OL Marshal Yanda won Super Bowl rings with the 2012 Baltimore Ravens in the 2013 Super Bowl.
- Former Iowa LB James Morris (injured reserve) earned a Super Bowl ring with the New England Patriots in 2015. Former TE Tony Moeaki played for the Seattle Seahawks in the same game.
- Former center James Ferentz was a member of the 2016 Super Bowl champion Denver Broncos.
- Former DT Jonathan Babineaux played for the Atlanta Falcons in Super Bowl LI. Former DE Adrian Clayborn and former DB Charles Godfrey were on the Atlanta injured reserve roster.
- Former OL Cole Croston was on the New England Patriots roster in Super Bowl LII. Former C James Ferentz and WR Riley McCarron were on the Patriots practice squad.
- Former DL Adrian Clayborn (active), OL James Ferentz (inactive), WR Riley McCarron (injured reserve), and OL Cole Croston (practice squad) earned Super Bowl rings as members of the New England Patriots in Super Bowl LIII.
- Entering the 2019 season, every Iowa senior starting tight end (14) under Kirk Ferentz has been drafted in the NFL or made an NFL team. The NFL has employed 16 Iowa tight ends since 1999 (11 drafted/5 free agents).
- All 11 members of Iowa's starting defensive unit in 2008 were either drafted or signed to NFL free agent contracts following the draft.



2019 HONORS

Kirk Ferentz

Preseason Bobby Dodd Trophy Watch List

Phil Parker

Broyles Award nominee

Nick Anderson

Academic All-Big Ten

Team Leader Award - defense

Dane Belton

Next Man In Award - defense

Seth Benson

Academic All-Big Ten

Shaun Beyer

Academic All-Big Ten

Drew Cook

Academic All-Big Ten

Max Cooper

Comeback Player of the Year - offense

Next Man In Award - special teams

Dallas Craddieth

Team Leader Award - special teams

Colton Dinsdale

Academic All-Big Ten

Dillon Doyle

Academic All-Big Ten

Keith Duncan

Consensus All-America

First-team All-America by Football Writers

First-team All-America by The Associated Press

First-team All-America by Sporting News

First-team All-America by The Athletic

Second-team All-America by Walter Camp

Second-team All-America by AFCA

Bakken-Andersen Big Ten Conference Kicker of the Year

First-team All-Big Ten by league coaches and media

First-team All-Big Ten by The Associated Press

Academic All-Big Ten

Hayden Fry Award - special teams

Reggie Roby Special Teams Award - specialist

One of three finalists for Lou Groza Award

Big Ten Special Teams Player of the Week vs. Nebraska

Big Ten Special Teams Player of the Week vs. Illinois

Big Ten Special Teams Player of the Week vs. Iowa State

One of three Lou Groza Award Stars of the Week vs. Wisconsin

One of three Lou Groza Award Stars of the Week vs. Purdue

One of three Lou Groza Award Stars of the Week vs. Iowa State

A.J. Epenesa

First-team All-America by The Athletic

Second-team All-America by Walter Camp

Second-team All-America by The Associated Press

Second-team All-America by AFCA

First-team All-Big Ten by league coaches and media

First-team All-Big Ten by The Associated Press

Roy Carver Most Valuable Player Award - defense

FIND THE NFL-ER

The Hawkeyes have had NFL talent on their offensive line in each of Kirk Ferentz's 20 completed seasons. Seventeen Iowa offensive linemen have been selected in the NFL Draft, including four in the first round. Former Hawkeye linemen under Ferentz have combined for 10 Pro Bowl appearances. Below is a list of players, by year, that played on the Hawkeyes' offensive line prior to joining the NFL.

Year	Player	NFL Service		
1999	Bruce Nelson	2003-05	2008 Kyle Calloway	2010
1999	Eric Steinbach	2003-11	2008 Seth Olsen	2009-12
2000	Sam Aiello	2004	2008 J. Vandervelde	2011-16
2000	Robert Gallery	2004-11	2009 Bryan Bulaga	2010-pr.
2000	Bruce Nelson	2003-05	2009 Kyle Calloway	2010
2000	David Porter	2003-04	2009 Adam Gettis	2012-pr.
2000	Eric Steinbach	2003-11	2009 Riley Reiff	2012-pr.
2001	Robert Gallery	2004-11	2009 J. Vandervelde	2011-16
2001	Bruce Nelson	2003-05	2010 James Ferentz	2014-pr.
2001	David Porter	2003-04	2010 Adam Gettis	2012-pr.
2001	Eric Steinbach	2003-11	2010 Riley Reiff	2012-pr.
2002	Robert Gallery	2004-11	2010 J. Vandervelde	2011-16
2002	Bruce Nelson	2003-05	2010 Markus Zusevics	2012-13
2002	David Porter	2003-04	2011 James Ferentz	2014-pr.
2002	Eric Steinbach	2003-11	2011 Adam Gettis	2012-pr.
2003	Sam Aiello	2004	2011 Riley Reiff	2012-pr.
2003	Brian Ferentz	2007	2011 Brandon Scherff	2015-pr.
2003	Robert Gallery	2004-11	2011 Matt Tobin	2013-18
2003	Mike Jones	2007-08	2011 Markus Zusevics	2012-13
2003	Pete McMahon	2005-06	2012 Connor Boffeli	2014-15
2003	Eric Rothwell	2004	2012 James Ferentz	2014-pr.
2004	Mike Elgin	2007-08	2012 Austin Blythe	2016-pr.
2004	Brian Ferentz	2007	2012 Andrew Donnal	2015-pr.
2004	Mike Jones	2007-08	2012 Brandon Scherff	2015-pr.
2004	Pete McMahon	2005-06	2012 Matt Tobin	2013-18
2005	Mike Elgin	2007-08	2013 Austin Blythe	2016-pr.
2005	Brian Ferentz	2007	2013 Connor Boffeli	2014-15
2005	Mike Jones	2007-08	2013 Brandon Scherff	2015-pr.
2005	Seth Olsen	2009-12	2014 Austin Blythe	2016-pr.
2005	Marshal Yanda	2007-pr.	2014 Andrew Donnal	2015-pr.
2006	Mike Elgin	2007-08	2014 Brandon Scherff	2015-pr.
2006	Mike Jones	2007-08	2015 Austin Blythe	2016-pr.
2006	Seth Olsen	2009-12	2015 Cole Croston	2017-pr.
2006	Marshal Yanda	2007-pr.	2015 James Daniels	2018-pr.
2007	Bryan Bulaga	2010-pr.	2016 Cole Croston	2017-pr.
2007	Kyle Calloway	2010	2016 James Daniels	2018-pr.
2007	Seth Olsen	2009-12	2017 James Daniels	2018-pr.
2007	J. Vandervelde	2011-16	2017 Ike Boettger	2018-pr.
2008	Rob Bruggeman	2009-11	2018 Keegan Render	2019
2008	Bryan Bulaga	2010-pr.		



2019 HONORS

One of five finalists for the Polynesian College Player of the Year
 Big Ten Defensive Player of the Week vs. Nebraska
 Big Ten Defensive Player of the Week vs. Nebraska by CollegeSports-Madness.com
 Big Ten Defensive Player of the Week vs. Minnesota
 Quarterfinalist for Lott IMPACT Trophy
 Ted Hendricks Award Finalist
 Nagurski Trophy Preseason Watch List
 Big Ten Conference Preseason Watch List
 Bednarik Award Preseason Watch List
 Lott IMPACT Trophy Watch List
 Polynesian Player of the Year Preseason Watch List
 Preseason Big Ten Defensive Player of the Year by CollegeFootballNews.com
 Preseason first-team All-America by the Associated Press
 Preseason first-team All-America by Sports Illustrated
 Preseason first-team All-America by CollegeFootballNews.com
 Preseason first-team All-America by Athlon Sports
 Preseason second-team All-America by Phil Steele
 Preseason first-team All-Big Ten by CollegeFootballNews.com
 Preseason first-team All-Big Ten by Phil Steele
 Preseason first-team All-Big Ten by Athlon Sports

Samson Evans

Academic All-Big Ten
 Team Leader Award - special teams

Matt Fagan

Academic All-Big Ten
 Team Leader Award - offense

Chauncey Golston

Honorable mention All-Big Ten by league coaches and media
 Team Hustle Award - defense
 Preseason third-team All-Big Ten by Athlon Sports

Matt Hankins

Team Hustle Award - defense
 Preseason third-team All-Big Ten by Athlon Sports

Alaric Jackson

Third-team All-Big Ten by league coaches and media
 Outland Trophy Preseason Watch List
 Preseason first-team All-America by CollegeFootballNews.com
 Preseason second-team All-America by Athlon Sports
 Preseason second-team All-America by Phil Steele
 Preseason first-team All-Big Ten by CollegeFootballNews.com
 Preseason first-team All-Big Ten by Phil Steele
 Preseason first-team All-Big Ten by Athlon Sports

D.J. Johnson

Big Ten Co-Freshman of the Week vs. Iowa State

Amani Jones

Team Hustle Award - special teams

Connor Kapisak

Academic All-Big Ten

Logan Klemp

Academic All-Big Ten

Jack Koerner

Academic All-Big Ten
 Next Man In Award - defense

IOWA PROGRAM NOTES

- Only nine schools have won more games than the Hawkeyes (46) since 2015. They include Clemson (67), Alabama (65), Ohio State (60), Oklahoma (57), Georgia (53), Wisconsin (52), Penn State (50), LSU (48), and Michigan (47). Iowa's 46 wins matches its best five-year record in school history (1983-87).
- The Hawkeyes have earned bowl eligibility in 18 of the last 19 seasons. Iowa is 8-8 in bowl games since 2001. Only Ohio State (9) and Wisconsin (8) have more bowl wins among Big Ten teams since 2001. The Hawkeyes are 16-15-1 in 32 bowl games. Iowa has won five January bowl games under Ferentz.
- Iowa is the only school to have two head football coaches since 1979. Hayden Fry took over prior to the 1979 season and coached through the 1998 season, posting a record of 143-89-6. Current coach Kirk Ferentz (156-102) replaced Fry and is in his 21st season in 2019. Ferentz also served as Iowa's offensive line coach from 1981-89 under Fry.
- Iowa played in the Big Ten title game for the first time in program history on Dec. 5, 2015. Iowa earned Big Ten Conference championships in 2002 and 2004 and placed second in 2009. Iowa (8-0, 2002; 8-0, 2015) is one of three Big Ten teams to post a perfect mark in conference play since 1998 (BCS era), joining Michigan State (1) and Ohio State (5).
- Iowa has ranked in the top 10 in the final Associated Press and CNN/USA Today coaches polls five times since 2002, including a ranking of seventh in both polls at the conclusion of the 2009 season. Iowa ranked eighth in 2002, 2003 and 2004. The Hawkeyes finished 2015 ranked ninth in the AP poll and 10th in the USA Today Coaches Poll. In the Big Ten, only Ohio State has more top 10 finishes since 2002.
- Since 1936 when the first AP poll was released, Iowa has appeared in the poll 333 times, the fifth highest total in the Big Ten (Ohio State, Michigan, Wisconsin, and MSU). Iowa has been the top-ranked team in the country 11 times.
- Iowa set a school record with 12 wins in 2015. The Hawkeyes won 11 games in 2002 (11-2), and 2009 (11-2). In 2009, Iowa started 9-0 and won 10 regular season games for just the fourth time in school history.
- Iowa won 10 or more games in three consecutive years (2002-04) for the first time in school history.
- Kirk Ferentz has been named Big Ten Coach of the Year four times (2002, 2004, 2009, 2015) and was named National Coach of the Year in 2002 and 2015. Only Michigan's Bo Schembechler (6) has more conference coach of the year honors. Iowa's Hayden Fry and Penn State's Joe Paterno both won the award three times.
- Iowa has had 10 individual national award winners under head coach Kirk Ferentz. They include Brad Banks (2002 Davey O'Brien, Top Quarterback; 2002 Associated Press National Player of the Year); Dallas Clark (2002 Mackey, Top Tight End); Nate Kaeding (2002 Groza, Top Kicker); Robert Gallery (2003 Outland, Top Lineman); Shonn Greene (2008 Doak Walker, Top Running Back); Brandon Scherff (2014 Outland, Top Lineman), Desmond King (2015 Jim Thorpe), Josey Jewell (2017 Lott IMPACT), T.J. Hockenson (2018, Mackey, Top Tight End).
- Iowa's offensive line earned the Joe Moore Award in 2016, an honor bestowed upon the top offensive line unit in the country.
- Iowa's football record in the 2000 decade was 80-45 (.640), a record that ranks as the best decade in Iowa football history, based on total wins. Iowa posted a record of 77-40-4 (.652) during the 1980's and the Hawkeyes were 62-53-2 (.538) in the 1990's. Iowa is 69-46 (.596) since 2010.



2019 HONORS

Cedrick Lattimore

Honorable mention All-Big Ten by league coaches
Coaches Appreciation Award - defense

Tyler Linderbaum

Honorable mention All-Big Ten by league coaches and media

Joe Ludwig

Academic All-Big Ten

Henry Marchese

Team Leader Award - defense
Next Man In Award - special teams

John Milani

Academic All-Big Ten
Brett Greenwood Award
Team Hustle Award - special teams

Nick Niemann

Academic All-Big Ten

Michael Ojemudia

Second-team All-Big Ten by league media
Second-team All-Big Ten by Associated Press
Third-team All-Big Ten by league coaches
Coaches Appreciation Award - defense

Turner Pallissard

Academic All-Big Ten

Landan Paulsen

Academic All-Big Ten
Coaches Appreciation Award - offense

Levi Paulsen

Academic All-Big Ten
Coaches Appreciation Award - offense

Monte Pottebaum

Academic All-Big Ten

Colten Rastetter

Academic All-Big Ten
Coaches Appreciation Award - special teams

Brady Reiff

Academic All-Big Ten
Team Hustle Award - defense

Brady Ross

Academic All-Big Ten
Permanent Team Captain - offense
Brett Greenwood Award
Coaches Appreciation Award - special teams

Mekhi Sargent

Doak Walker Award Preseason Watch List
Preseason fourth-team All-Big Ten by Athlon Sports

Ryan Schmidt

Academic All-Big Ten
Forest Evashevski Scholastic Achievement Award

BIG TEN PERFECTION

University of Iowa head coach Kirk Ferentz has twice navigated the Big Ten regular season schedule with an undefeated record. The Hawkeyes were 8-0 in 2002 and shared the Big Ten championship with Ohio State. The Hawkeyes were 8-0 in 2015, winning the Big Ten West Division title.

Since 1954, when the conference schedule expanded to seven games, only six Big Ten coaches, including Ferentz, have multiple undefeated Big Ten seasons.

Coach (School)	Record	Year
Duffy Daugherty (MSU)	7-0	1965
Duffy Daugherty (MSU)	7-0	1966
Kirk Ferentz (Iowa)	8-0	2002
Kirk Ferentz (Iowa)	8-0	2015
Woody Hayes (OSU)	7-0	1954
Woody Hayes (OSU)	7-0	1957
Woody Hayes (OSU)	7-0	1968
Woody Hayes (OSU)	7-0	1970
Woody Hayes (OSU)	8-0	1975
Urban Meyer (OSU)	8-0	2012
Urban Meyer (OSU)	8-0	2013
Urban Meyer (OSU)	8-0	2014
Bo Schembechler (Michigan)	8-0	1971
Bo Schembechler (Michigan)	8-0	1980
Bo Schembechler (Michigan)	8-0	1989
Jim Tressel (OSU)	8-0	2002
Jim Tressel (OSU)	8-0	2006

REINVENTING THE STADIUM WAVE

The University of Iowa football program received the prestigious 2017 Disney Sports Spirit Award after launching a heart-warming tradition at its home games last season that touched the lives of scores of young patients at the University's Stead Family Children's Hospital.

In a tradition that started at the 2017 season opener, fans inside Kinnick Stadium and patients and families inside the UI Stead Family Children's Hospital exchange waves at the end of the first quarter of each home game.

The UI Stead Family Children's Hospital opened in 2017. It is connected to the south end of the University of Iowa Hospitals and Clinics and overlooks Kinnick Stadium from the southeast grandstands. During Iowa football home games, patients and their families can watch the game from the top floor (Level 12), one of the highest vantage points in Iowa City.

IOWA LEADERSHIP GROUP

The University of Iowa football program includes 19 student-athletes – 18 seniors and one junior. The Leadership Group assists in formulating team policies and is involved in team decision-making throughout the year. Players were selected by team vote.

The group consists of seniors Drew Cook, Wes Dvorak, Amani Jones, Cedrick Lattimore, John Milani, Michael Ojemudia, Landan Paulsen, Levi Paulsen, Colten Rastetter, Brady Reiff, Brady Ross, Ryan Schmidt, Nate Stanley, Jackson Subbert, Nate Vejvoda, Kristian Welch, Nate Wieting, and Devonte Young, and junior Toren Young.



2019 HONORS

Austin Schulte

Comeback Player of the Year - defense

Bryce Schulte

Academic All-Big Ten

Caleb Shudak

Academic All-Big Ten

Michael Sleep-Dalton

Honorable mention All-Big Ten by league media

Coaches Appreciation Award - special teams

Named to Ray's 8 Watch List vs. Purdue

Named to Ray's 8 Watch List vs. Rutgers

Ihmir Smith-Marsette

Honorable mention All-Big Ten by league coaches and media

Team Hustle Award - offense

Horning Award Preseason Watch List

Preseason first-team All-America by Athlon Sports

Preseason second-team All-America by Phil Steele

Preseason first-team All-Big Ten by CollegeFootballNews.com

Preseason first-team All-Big Ten by Phil Steele

Preseason first-team All-Big Ten by Athlon Sports

Nate Stanley

Honorable mention All-Big Ten by league coaches

Big Ten Conference Sportsmanship Award

Academic All-Big Ten

Roy Carver Most Valuable Player Award - offense

Permanent Team Captain - offense

Hayden Fry Award - offense

One of 10 finalists for Johnny Unitas Golden Arm Award

Walter Camp Player of the Year Preseason Watch List

Manning Award Preseason Watch List

Johnny Unitas Golden Arm Award Preseason Watch List

Maxwell Award Preseason Watch List

O'Brien Award Preseason Watch List

CFPA Player of the Year Award Preseason Watch List

Preseason third-team All-Big Ten by Phil Steele

Preseason fourth-team All-Big Ten by Athlon Sports

Geno Stone

Second-team All-Big Ten by league coaches

Second-team All-Big Ten by The Associated Press

Honorable mention All-Big Ten by league media

Permanent Team Captain - defense

Hayden Fry Award - defense

Preseason second-team All-Big Ten by Athlon Sports

Preseason third-team All-Big Ten by Phil Steele

Jackson Subbert

Academic All-Big Ten

Brett Greenwood Award

Team Hustle Award - special teams

One of 10 semifinalists for the Patrick Mannelly Award

Tyrone Tracy, Jr.

Next Man In Award - offense

Nate Vejvoda

Academic All-Big Ten

BACK ON CAMPUS

Four former players are on the University of Iowa football staff in 2019. Brian Ferentz, a three-year letterman from 2003-05, is in his eighth year on staff, his third as offensive coordinator.

LeVar Woods, a three-year letterman from 1998-2000, enters his 12th year on the Iowa staff. Woods was named Special Teams Coordinator in 2017. He coached tight ends from 2015-17 and linebackers from 2012-14. He rejoined the program as an administrative assistant in 2008.

Kelvin Bell joined the Iowa program as a defensive lineman in 2000, but had his career cut short due to injury. He returned to the program as a graduate assistant and served as director of on-campus recruiting from 2012-13. He was named recruiting coordinator and defensive assistant coach in February, 2016, and was named defensive line coach in 2019.

Broderick Binns, a four-year letterman from 2008-11, was named director of player development in April, 2016. Binns previously served as a graduate assistant in 2014 and 2015, working with Hawkeye special teams.

HAWKEYE LEGACIES

Iowa has seven players on its 2019 roster whose father played for the Hawkeyes: TE Drew Cook (Marv, 1985-88), DL A.J. Epenesa (Epenesa, 1997), DE Joe Evans (Spence, 1989), DB Thomas Hartlieb (Jim, 1989-92), WR Henry Marchese (John, 1985), DE Nathan Nelson (Jeff, 1990-92), and QB Ryan Schmidt (Rick, 1984-85).

Iowa has two sets of the brothers on the team: OL Landan Paulsen and OL Levi Paulsen, and TE Bryce Schulte and WR Quinn Schulte.

Iowa has three players whose brothers played at Iowa: LB Nick Niemann (Ben in 2014-17), FB Johnny Plewa (Macon in 2013-15), and DL Brady Reiff (Riley in 2008-11).

LS Austin Spiewak is the grandson of Gary Grouwinkel, who played for Iowa in the 1957 and 1959 Rose Bowl games.

LB Dillon Doyle is the son of head strength and conditioning coach Chris Doyle.

SEEING DOUBLE

Senior offensive linemen Landan and Levi Paulsen started Weeks 1-4, becoming the first set of twin brothers to start for the Hawkeyes since SS Kent Ellis and CB Kevin Ellis in 1980. The last brothers to start in the same game for the Hawkeyes were James and LeShun Daniels. James was Iowa's starting center in the 2016 season opener against Miami (Ohio), and LeShun was Iowa's starting running back.

The Paulsens are the sixth set of twins to play football at the University of Iowa. The offensive linemen from Woodbury High School in Northwest Iowa join the company of Leo and Lloyd Jensvold (1929-30), Harold and Herbert Shoener (1946-47), Kent and Kevin Ellis (1977-80), Aaron and Evan Kooiker (1992), and Shane and Shaun Prater (2008).



2019 HONORS**John Waggoner**

Academic All-Big Ten

Kristian Welch

Honorable mention All-Big Ten by league coaches and media
Academic All-Big Ten

Permanent Team Captain - defense

Hayden Fry Award - defense

Coaches Appreciation Award - defense

Big Ten Defensive Player of the Week vs. Minnesota by CollegeSports-
Madness.com

Preseason fourth-team All-Big Ten by Phil Steele

Nate Wieting

Academic All-Big Ten

Brett Greenwood Award

Mackey Award Preseason Watch List

Preseason fourth-team All-Big Ten by Phil Steele

Tristan Wirfs

First-team All-America by Football Writers

First-team All-America by Walter Camp

Second-team All-America by The Associated Press

Second-team All-America by AFCA

Second-team All-America by The Athletic

Rimington-Pace Big Ten Conference Offensive Lineman of the Year

First-team All-Big Ten by league coaches and media

First-team All-Big Ten by The Associated Press

Iron Hawk Award

Team Hustle Award - offense

One of six semifinalists for Outland Trophy

Outland Trophy Preseason Watch List

Preseason second-team All-America by CollegeFootballNews.com

Preseason fourth-team All-America by Athlon Sports

Preseason first-team All-Big Ten by CollegeFootballNews.com

Preseason second-team All-Big Ten by Athlon Sports

Preseason fourth-team All-Big Ten by Phil Steele

Devonte Young

Permanent Team Captain – special teams

Hayden Fry Award - special teams

Reggie Roby Special Teams Award - overall

Team Leader Award - defense

2019-20 BIG TEN BOWL SCHEDULE**Pinstripe Bowl**

Dec. 27 - 2:20 p.m. (ESPN)

Michigan State vs. Wake Forest

Holiday Bowl

Dec. 27 - 7 p.m. (FS1)

No. 16 Iowa vs. No. 22 USC

Cotton Bowl Classic (New Year's Six Bowl)

Dec. 28 - 11 a.m. (ESPN)

No. 10 Penn State vs. No. 17 Memphis

Fiest Bowl (CFP National Semifinal)

Dec. 28 - 7 p.m. (ESPN)

No. 2 Ohio State vs. No. 3 Clemson

Redbox Bowl

Dec. 30 - 3 p.m. (FOX)

Illinois vs. California

Citrus Bowl

Jan. 1 - 12 p.m. (ABC)

No. 14 Michigan vs. No. 13 Alabama

Outback Bowl

Jan. 1 - 12 p.m. (ESPN)

No. 18 Minnesota vs. No. 12 Auburn

Rose Bowl (New Year's Six Bowl)

Jan. 1 - 4:10 p.m. (ESPN)

No. 8 Wisconsin vs. No. 6 Oregon

Gator Bowl

Jan. 2 - 6 p.m. (ESPN)

Tennessee vs. Indiana





IOWA FOOTBALL

33 Bowl Games 11 Big Ten Championships 28 Consensus All-America Honors 14 CFB Hall of Fame Inductees

Date	Opponent	Score	Overall Record	Conference Record	Time	Attend
Aug. 31	Miami (Ohio)	W, 38-14	1-0	0-0	3:05	69,250
Sept. 7	* Rutgers	W, 30-0	2-0	1-0	3:06	61,808
Sept. 14	\$ at Iowa State	W, 18-17	3-0	1-0	5:53	61,500
Sept. 28	Middle Tennessee	W, 48-3	4-0	1-0	3:06	63,706
Oct. 5	* at #18/19 Michigan	L, 3-10	4-1	1-1	3:26	111,519
Oct. 12	* #10/9 Penn State	L, 12-17	4-2	1-2	3:26	69,034
Oct. 19	* Purdue	W, 26-20	5-2	2-2	3:13	69,250
Oct. 26	* at Northwestern	W, 20-0	6-2	3-2	2:52	42,104
Nov. 9	* at #16/16 Wisconsin	L, 22-24	6-3	3-3	3:15	78,018
Nov. 16	* #7/7 Minnesota	W, 23-19	7-3	4-3	3:16	67,518
Nov. 23	* Illinois	W, 19-10	8-3	5-3	3:09	58,331
Nov. 29	* at Nebraska	W, 27-24	9-3	6-3	3:21	89,039

* -- Big Ten Conference game

\$ Iowa Corn Cy-Hawk Series

ALL PURPOSE YARDS

All Purpose	g	rush	rcv	pr	kr	ir	total	avg/g
Smith-Marsette	12	93	676	0	361	0	1130	94.2
Goodson, Tyler	12	590	146	0	0	0	736	61.3
Sargent, Mekhi	12	543	138	0	0	0	681	56.8
Tracy, Tyrone	12	16	589	0	0	0	605	50.4
Ragaini, Nico	12	2	385	96	0	0	483	40.2
Young, Toren	11	414	7	0	0	0	421	38.3
Smith, Brandon	8	0	407	0	0	0	407	50.9
LaPorta, Sam	11	0	144	0	0	0	144	13.1
Beyer, Shaun	12	0	117	0	0	0	117	9.8
Wieting, Nate	10	0	100	0	0	0	100	10.0
Kelly-Martin, I.	4	23	25	0	0	0	48	12.0
Martin, Oliver	8	5	28	0	0	0	33	4.1
Koerner, Jack	12	0	0	0	0	20	20	1.7
Young, Devonte	12	0	0	0	18	0	18	1.5
Stanley, Nate	12	16	0	0	0	0	16	1.3
Cooper, Max	7	0	-3	18	0	0	15	2.1
Ojemudia, M.	11	0	0	0	0	12	12	1.1
Pottebaum, M.	11	0	0	0	10	0	10	0.9
Stone, Geno	12	0	0	8	0	0	8	0.7
Moss, Riley	8	0	0	0	0	7	7	0.9
Ross, Brady	12	3	4	0	0	0	7	0.6
Colbert, Dijmon	12	0	0	0	0	6	6	0.5
Golston, C	12	0	0	0	0	3	3	0.2
Petras, Spencer	3	1	0	0	0	0	1	0.3
Team	6	-32	0	0	0	0	-32	-5.3
Total	12	1674	2763	122	389	48	4996	416.3
Opponents	12	1441	2210	73	463	77	4264	355.3



Iowa Hawkeye Football
IOWA Overall Team Statistics (as of Nov 29, 2019)
All games

Team Statistics	IOWA	OPP
SCORING	286	158
Points Per Game	23.8	13.2
Points Off Turnovers	32	37
FIRST DOWNS	228	196
Rushing	91	79
Passing	123	107
Penalty	14	10
RUSHING YARDAGE	1674	1441
Yards gained rushing	1984	1705
Yards lost rushing	310	264
Rushing Attempts	418	400
Average Per Rush	4.0	3.6
Average Per Game	139.5	120.1
TDs Rushing	14	5
PASSING YARDAGE	2763	2210
Comp-Att-Int	225-383-7	214-369-11
Average Per Pass	7.2	6.0
Average Per Catch	12.3	10.3
Average Per Game	230.2	184.2
TDs Passing	14	12
TOTAL OFFENSE	4437	3651
Total Plays	801	769
Average Per Play	5.5	4.7
Average Per Game	369.8	304.2
KICK RETURNS: #-Yards	17-389	27-463
PUNT RETURNS: #-Yards	13-122	11-73
INT RETURNS: #-Yards	11-48	7-77
KICK RETURN AVERAGE	22.9	17.1
PUNT RETURN AVERAGE	9.4	6.6
INT RETURN AVERAGE	4.4	11.0
FUMBLES-LOST	7-5	12-7
PENALTIES-Yards	52-398	68-578
Average Per Game	33.2	48.2
PUNTS-Yards	55-2305	75-3059
Average Per Punt	41.9	40.8
Net punt average	38.8	37.8
KICKOFFS-Yards	67-3874	38-2222
Average Per Kick	57.8	58.5
Net kick average	41.6	37.7
TIME OF POSSESSION/Game	31:55	28:05
3RD-DOWN Conversions	69/175	65/176
3rd-Down Pct	39%	37%
4TH-DOWN Conversions	14/20	4/13
4th-Down Pct	70%	31%
SACKS BY-Yards	29-161	21-198
MISC YARDS	0	0
TOUCHDOWNS SCORED	29	18
FIELD GOALS-ATTEMPTS	29-34	11-16
ON-SIDE KICKS	0-0	0-2
RED-ZONE SCORES	(36-38) 95%	(19-24) 79%
RED-ZONE TOUCHDOWNS	(20-38) 53%	(10-24) 42%
PAT-ATTEMPTS	(25-25) 100%	(17-18) 94%
ATTENDANCE	458897	382180
Games/Avg Per Game	7/65557	5/76436
Neutral Site Games		0/0

Score by Quarters	1st	2nd	3rd	4th	OT	Total
IOWA	83	68	48	87	0	286
Opponents	27	48	41	42	0	158

Iowa Hawkeye Football
IOWA Overall Individual Statistics (as of Nov 29, 2019)
All games

Rushing	gp	att	gain	loss	net	avg	td	lg	avg/g
Goodson, Tyler	12	116	634	44	590	5.1	4	55	49.2
Sargent, Mekhi	12	117	554	11	543	4.6	4	30	45.2
Young, Toren	11	77	424	10	414	5.4	1	52	37.6
Smith-Marsette	12	9	95	2	93	10.3	2	45	7.8
Kelly-Martin, I.	4	6	23	0	23	3.8	0	9	5.8
Tracy, Tyrone	12	5	25	9	16	3.2	0	11	1.3
Stanley, Nate	12	68	214	198	16	0.2	1	16	1.3
Martin, Oliver	8	1	5	0	5	5.0	0	5	0.6
Ross, Brady	12	6	7	4	3	0.5	1	3	0.2
Ragaini, Nico	12	1	2	0	2	2.0	0	2	0.2
Petras, Spencer	3	1	1	0	1	1.0	1	1	0.3
Pallissard, T.	4	1	0	0	0	0.0	0	0	0.0
Pottebaum, M.	11	1	0	0	0	0.0	0	0	0.0
Team	6	9	0	32	-32	-3.6	0	0	-5.3
Total	12	418	1984	310	1674	4.0	14	55	139.5
Opponents	12	400	1705	264	1441	3.6	5	42	120.1

Passing	gp	effic	comp-att-int	pct	yds	td	lg	avg/g
Stanley, Nate	12	129.35	219-372-7	58.9	2738	14	75	228.2
Petras, Spencer	3	81.00	6-10-0	60.0	25	0	9	8.3
Team	6	0.00	0-1-0	0.0	0	0	0	0.0
Total	12	127.75	225-383-7	58.7	2763	14	75	230.2
Opponents	12	113.07	214-369-11	58.0	2210	12	73	184.2

Receiving	gp	no.	yds	avg	td	lg	avg/g
Ragaini, Nico	12	44	385	8.8	2	45	32.1
Smith-Marsette	12	42	676	16.1	4	58	56.3
Tracy, Tyrone	12	36	589	16.4	3	75	49.1
Smith, Brandon	8	33	407	12.3	4	34	50.9
Goodson, Tyler	12	21	146	7.0	0	31	12.2
Sargent, Mekhi	12	14	138	9.9	0	41	11.5
LaPorta, Sam	11	9	144	16.0	0	41	13.1
Wieting, Nate	10	9	100	11.1	0	25	10.0
Beyer, Shaun	12	7	117	16.7	0	40	9.8
Martin, Oliver	8	5	28	5.6	1	9	3.5
Kelly-Martin, I.	4	2	25	12.5	0	25	6.2
Young, Toren	11	1	7	7.0	0	7	0.6
Ross, Brady	12	1	4	4.0	0	4	0.3
Cooper, Max	7	1	-3	-3.0	0	0	-0.4
Total	12	225	2763	12.3	14	75	230.2
Opponents	12	214	2210	10.3	12	73	184.2

Punt Returns	no.	yds	avg	td	lg
Ragaini, Nico	9	96	10.7	0	17
Cooper, Max	3	18	6.0	0	16
Stone, Geno	1	8	8.0	0	8
Total	13	122	9.4	0	17
Opponents	11	73	6.6	0	36

Interceptions	no.	yds	avg	td	lg
Ojemudia, M.	3	12	4.0	0	14
Moss, Riley	2	7	3.5	0	7
Hankins, Matt	2	0	0.0	0	0
Colbert, Djimon	1	6	6.0	0	6
Koerner, Jack	1	20	20.0	0	20
Stone, Geno	1	0	0.0	0	0
Golston, C	1	3	3.0	0	3
Total	11	48	4.4	0	20
Opponents	7	77	11.0	1	38

Kick Returns	no.	yds	avg	td	lg
Smith-Marsette	14	361	25.8	1	95
Young, Devonte	1	18	18.0	0	18
Pottebaum, M.	1	10	10.0	0	10
Wieting, Nate	1	0	0.0	0	0
Total	17	389	22.9	1	95
Opponents	27	463	17.1	0	38

Fumble Returns	no.	yds	avg	td	lg
Total	0	0	0.0	0	0
Opponents	1	15	15.0	0	15

Iowa Hawkeye Football
IOWA Overall Individual Statistics (as of Nov 29, 2019)
All games

Scoring	td	fg	PAT				dxp	saf	pts
			kick	rush	rcv	pass			
Duncan, Keith	-	29-34	25-25	-	-	-	-	-	112
Smith-Marsette	7	-	-	-	-	-	-	-	42
Goodson, Tyler	4	-	-	-	-	-	-	-	24
Sargent,Mekhi	4	-	-	-	-	-	-	-	24
Smith,Brandon	4	-	-	-	-	-	-	-	24
Tracy,Tyrone	3	-	-	-	-	-	-	-	18
Ragaini,Nico	2	-	-	-	-	-	-	-	12
Ross,Brady	1	-	-	-	-	-	-	-	6
Martin, Oliver	1	-	-	-	-	-	-	-	6
Petras,Spencer	1	-	-	-	-	-	-	-	6
Stanley,Nate	1	-	-	0-1	-	0-2	-	-	6
Young,Toren	1	-	-	-	-	-	-	-	6
Rastetter,C.	-	-	-	-	-	0-1	-	-	0
Total	29	29-34	25-25	0-1	-	0-3	-	-	286
Opponents	18	11-16	17-18	-	-	-	-	-	158

Total Offense	g	plays	rush	pass	total	avg/g
Stanley,Nate	12	440	16	2738	2754	229.5
Goodson, Tyler	12	116	590	0	590	49.2
Sargent,Mekhi	12	117	543	0	543	45.2
Young,Toren	11	77	414	0	414	37.6
Smith-Marsette	12	9	93	0	93	7.8
Petras,Spencer	3	11	1	25	26	8.7
Kelly-Martin,I.	4	6	23	0	23	5.8
Tracy,Tyrone	12	5	16	0	16	1.3
Martin, Oliver	8	1	5	0	5	0.6
Ross,Brady	12	6	3	0	3	0.2
Ragaini,Nico	12	1	2	0	2	0.2
Team	6	10	-32	0	-32	-5.3
Total	12	801	1674	2763	4437	369.8
Opponents	12	769	1441	2210	3651	304.2

Field Goals	fg	pct.	01-19	20-29	30-39	40-49	50-99	lg	blk
Duncan, Keith	29-34	85.3	1-1	10-10	4-5	14-18	0-0	49	0

FG Sequence	IOWA	Opponents
MIAMI	(21)	-
RUTGERS	(46),(19),(43)	-
Iowa State	(25),(40),(42),(39)	(26)
Middle Tennessee	(49),39,(42)	(43)
Michigan	(22)	(28),58,34
PENN STATE	(47),44,(24)	(33)
PURDUE	(30),(44),(42),(38)	(27),(36)
Northwestern	46,(40),(28)	-
Wisconsin	(24),(40),(39)	31,(29)
MINNESOTA	(27)	50,(24),(20)
ILLINOIS	43,(23),47,(45),(24),(29)	51,(28)
Nebraska	(49),(48)	(41)

Punting	no.	yds	avg	lg	tb	fc	i20	50+	blk
Sleep-Dalton, M	54	2271	42.1	63	4	21	21	10	0
Stanley,Nate	1	34	34.0	34	1	0	0	0	0
Total	55	2305	41.9	63	5	21	21	10	0
Opponents	75	3059	40.8	69	5	30	25	12	0

Kickoffs	no.	yds	avg	tb	ob	retn	net	ydln
Shudak,Caleb	67	3874	57.8	25	1			
Total	67	3874	57.8	25	1	17.1	41.6	23
Opponents	38	2222	58.5	16	1	22.9	37.7	27

Numbers in (parentheses) indicate field goal was made.

Iowa Hawkeye Football
IOWA Overall Defensive Statistics (as of Nov 29, 2019)
All games

#	Defensive Leaders	gp	Tackles				Sacks no-yds	Pass defense			Fumbles		blkd	
			ua	a	tot	tfl/yds		int-yds	brup	qbh	rcv-yds	ff	kick	saf
34	Welch, Kristian	9	42	38	80	7.5-26	3.0-17	.	3	1	.	1	.	.
8D	Koerner, Jack	12	43	30	73	.	.	1-20	5	.	2-0	1	.	.
9	Stone, Geno	12	43	22	65	3.0-18	1.0-14	1-0	3	2	1-0	2	.	.
32	Colbert, Djimon	12	34	26	60	2.5-5	.	1-6	4	1
8	Hankins, Matt	9	31	20	51	1.5-8	.	2-0	6	1
11	Ojemudia, M.	11	36	11	47	1.0-6	.	3-12	7
94	Epenesa, A.J.	12	29	16	45	13.0-69	9.0-54	.	3	9	.	3	.	.
57	Golston, C	12	26	18	44	8.5-23	2.5-12	1-3	4	7
95	Lattimore, C.	12	23	17	40	3.0-18	2.5-15	.	.	4	1-0	.	.	.
49	Niemann, Nick	12	14	16	30	1.5-10	.	.	.	2
91	Reiff, Brady	9	11	18	29	2.0-5	2.0-5	.	1	1
4A	Belton, Dane	7	15	12	27	1.0-2
54	Nixon, Daviyon	12	17	10	27	5.5-19	3.0-10	.	1	5
43	Doyle, Dillon	12	13	10	23	0.5-2	.	.	.	1	.	1	.	.
2B	Johnson, D.J.	10	11	3	14	.	.	.	2
7A	Schulte, Austin	11	4	8	12	1.0-2	.	.	.	1
16	Roberts, Terry	11	3	8	11
44	Benson, Seth	12	5	5	10
17	Young, Devonte	12	7	3	10	1-0	.	.	.
52	Jones, Amani	12	5	3	8	1.0-11	1.0-11
35	Wade, B.	12	2	6	8	0.5-1
13	Evans, Joe	7	5	2	7	4.0-16	4.0-16	.	.	1
97	Van Valkenburg	10	2	4	6
1C	Milani, John	12	2	3	5	1-0	.	.	.
31	Campbell, Jack	10	2	3	5
99	Shannon, Noah	7	2	3	5	1-0	1	.	.
26	Merriweather, K.	2	2	3	5
33	Moss, Riley	8	5	.	5	1.0-1	.	2-7	3
1	Dvorak, Wes	12	.	3	3
9A	Shudak, Caleb	12	2	.	2
92	Waggoner, John	9	1	1	2	1.0-7	1.0-7
3C	Marchese, Henry	10	.	2	2
27	Harris, Jermari	2	2	.	2
68	Paulsen, Landan	12	1	.	1
6	Smith-Marsette	12	1	.	1
3	Tracy, Tyrone	12	1	.	1
50	Subbert, J.	12	.	1	1
36	Ross, Brady	12	1	.	1
12	Smith, Brandon	8	.	1	1
4	Stanley, Nate	12	1	.	1
Total		12	444	326	770	59-249	29-161	11-48	42	36	7-0	9	.	.
Opponents		12	468	316	784	66-294	21-198	7-77	39	29	5-15	4	.	.

			Times	Times	Total		Rush	Pass	FGs	Failed to score inside RZ					
Date	Opponent	Score	In RZ	Scored	Pts	TDs	TDs	TDs	Made	FGA	Down	Int	Fumb	Half	Game
Aug 31, 2019	MIAMI	W 38-14	2	2	14	2	0	2	0	0	0	0	0	0	0
Sep 07, 2019	RUTGERS	W 30-0	0	0	0	0	0	0	0	0	0	0	0	0	0
Sep 14, 2019	at Iowa State	W 18-17	1	1	3	0	0	0	1	0	0	0	0	0	0
Sep 28, 2019	MIDDLE TENNESSEE	W 48-3	0	0	0	0	0	0	0	0	0	0	0	0	0
Oct 05, 2019	at Michigan	L 3-10	3	2	10	1	1	0	1	1	0	0	0	0	0
Oct 12, 2019	PENN STATE	L 12-17	2	2	10	1	1	0	1	0	0	0	0	0	0
Oct 19, 2019	PURDUE	W 26-20	5	4	20	2	0	2	2	0	0	0	1	0	0
Oct 26, 2019	at Northwestern	W 20-0	0	0	0	0	0	0	0	0	0	0	0	0	0
Nov 09, 2019	at Wisconsin	L 22-24	5	3	17	2	1	1	1	1	0	0	0	1	0
Nov 16, 2019	MINNESOTA	W 23-19	4	3	12	1	1	0	2	0	1	0	0	0	0
Nov 23, 2019	ILLINOIS	W 19-10	1	1	3	0	0	0	1	0	0	0	0	0	0
Nov 29, 2019	at Nebraska	W 27-24	1	1	7	1	1	0	0	0	0	0	0	0	0
Totals			24	19	96	10	5	5	9	2	1	0	1	1	0
19 of 24 (79.2%)															

Iowa Hawkeye Football

IOWA Combined Team Statistics (as of Nov 29, 2019)

Conference games

Date	Opponent		Score	Att.
* Sep 07, 2019	RUTGERS	W	30-0	61808
* Oct 05, 2019	at #18 Michigan	L	3-10	111519
* Oct 12, 2019	#10 PENN STATE	L	12-17	69034
* Oct 19, 2019	PURDUE	W	26-20	69250
* Oct 26, 2019	at Northwestern	W	20-0	42104
* Nov 09, 2019	at #16 Wisconsin	L	22-24	78018
* Nov 16, 2019	#7 MINNESOTA	W	23-19	67518
* Nov 23, 2019	ILLINOIS	W	19-10	58331
* Nov 29, 2019	at Nebraska	W	27-24	89039

Record:	Overall	Home	Away	Neutral
All games	6-3	4-1	2-2	0-0
Conference	6-3	4-1	2-2	0-0
Non-Conference	0-0	0-0	0-0	0-0

Team Statistics	IOWA	OPP
FIRST DOWNS	154	153
Rushing	53	65
Passing	89	79
Penalty	12	9
RUSHING YARDAGE	998	1211
Rushing Attempts	289	332
Average Per Rush	3.5	3.6
Average Per Game	110.9	134.6
TDs Rushing	7	5
PASSING YARDAGE	2017	1561
Comp-Att-Int	162-289-7	155-280-10
Average Per Pass	7.0	5.6
Average Per Catch	12.5	10.1
Average Per Game	224.1	173.4
TDs Passing	9	8
TOTAL OFFENSE	3015	2772
Average Per Play	5.2	4.5
Average Per Game	335.0	308.0
KICK RETURNS: #-Yards	13-315	22-381
PUNT RETURNS: #-Yards	10-91	10-73
INT RETURNS: #-Yards	10-34	7-77
FUMBLES-LOST	6-4	10-5
PENALTIES-Yards	40-331	46-408
PUNTS-AVG	48-41.8	56-40.5
TIME OF POSSESSION/Game	30:41	29:19
3RD-DOWN Conversions	40/126	55/143
4TH-DOWN Conversions	10/15	3/11

Interceptions	no.	yds	avg	td	lg
Ojemudia,M.	2	-2	-1.0	0	1
Hankins,Matt	2	0	0.0	0	0
Moss,Riley	2	7	3.5	0	7
Colbert,Djimon	1	6	6.0	0	6
Stone,Geno	1	0	0.0	0	0
Golston,C	1	3	3.0	0	3
Koerner,Jack	1	20	20.0	0	20

Punting	no.	yds	avg	lg	tb	fc	i20	50+	blk
Sleep-Dalton, M	47	1970	41.9	63	3	17	20	8	0
Stanley,Nate	1	34	34.0	34	1	0	0	0	0

Punt Returns	no.	yds	avg	td	lg
Ragaini,Nico	6	65	10.8	0	17
Cooper,Max	3	18	6.0	0	16
Stone,Geno	1	8	8.0	0	8
Total	10	91	9.1	0	17
Opponents	10	73	7.3	0	36

Kick Returns	no.	yds	avg	td	lg
Smith-Marsette	10	287	28.7	1	95
Pottebaum, M.	1	10	10.0	0	10
Wieting,Nate	1	0	0.0	0	0
Young,Devonte	1	18	18.0	0	18
Total	13	315	24.2	1	95
Opponents	22	381	17.3	0	38

All Purpose	g	rush	rcv	pr	kr	ir	total	avg/g
Smith-Marsette	9	49	535	0	287	0	871	96.8
Goodson, Tyler	9	441	124	0	0	0	565	62.8
Tracy,Tyrone	9	16	467	0	0	0	483	53.7
Sargent,Mekhi	9	303	48	0	0	0	351	39.0
Ragaini,Nico	9	0	258	65	0	0	323	35.9
Total	9	998	2017	91	315	34	3455	383.9
Opponents	9	1211	1561	73	381	77	3303	367.0

Total Offense	g	plays	rush	pass	total	avg/g
Stanley,Nate	9	331	-14	2009	1995	221.7
Goodson, Tyler	9	92	441	0	441	49.0
Sargent,Mekhi	9	76	303	0	303	33.7
Young,Toren	8	53	222	0	222	27.8
Smith-Marsette	9	5	49	0	49	5.4
Total	9	578	998	2017	3015	335.0
Opponents	9	612	1211	1561	2772	308.0

Rushing	gp	att	gain	loss	net	avg	td	lg	avg/g
Goodson, Tyler	9	92	482	41	441	4.8	4	55	49.0
Sargent,Mekhi	9	76	314	11	303	4.0	2	30	33.7
Young,Toren	8	53	229	7	222	4.2	0	31	27.8
Smith-Marsette	9	5	51	2	49	9.8	1	45	5.4
Tracy,Tyrone	9	5	25	9	16	3.2	0	11	1.8
Martin, Oliver	5	1	5	0	5	5.0	0	5	1.0
Total	9	289	1232	234	998	3.5	7	55	110.9
Opponents	9	332	1432	221	1211	3.6	5	42	134.6

Passing	gp	effic	comp-att-int	pct	yds	td	lg	avg/g
Stanley,Nate	9	121.79	159-282-7	56.4	2009	9	75	223.2
Petrus,Spencer	1	61.20	3-6-0	50.0	8	0	9	8.0
Team	5	0.00	0-1-0	0.0	0	0	0	0.0
Total	9	120.11	162-289-7	56.1	2017	9	75	224.1
Opponents	9	104.47	155-280-10	55.4	1561	8	54	173.4

Receiving	gp	no.	yds	avg	td	lg	avg/g
Ragaini,Nico	9	36	258	7.2	2	21	28.7
Smith-Marsette	9	31	535	17.3	3	58	59.4
Tracy,Tyrone	9	31	467	15.1	3	75	51.9
Smith,Brandon	5	20	259	12.9	1	34	51.8
Goodson, Tyler	9	14	124	8.9	0	31	13.8
LaPorta, Sam	8	9	144	16.0	0	41	18.0
Wieting,Nate	7	7	90	12.9	0	25	12.9
Sargent,Mekhi	9	7	48	6.9	0	22	5.3
Beyer,Shaun	9	3	60	20.0	0	40	6.7
Martin, Oliver	5	2	10	5.0	0	9	2.0
Kelly-Martin,I.	1	1	25	25.0	0	25	25.0
Cooper,Max	6	1	-3	-3.0	0	0	-0.5
Total	9	162	2017	12.5	9	75	224.1
Opponents	9	155	1561	10.1	8	54	173.4

Field Goals	fg	pct.	01-19	20-29	30-39	40-49	50-99	lg	blk
Duncan, Keith	22-26	84.6	1-1	8-8	3-3	10-14	0-0	49	0

Scoring	td	fg	kick	rush	rcv	pass	dxp	saf	pts
Duncan, Keith	-	22-26	14-14	-	-	-	-	-	80
Smith-Marsette	5	-	-	-	-	-	-	-	30
Goodson, Tyler	4	-	-	-	-	-	-	-	24
Tracy,Tyrone	3	-	-	-	-	-	-	-	18
Ragaini,Nico	2	-	-	-	-	-	-	-	12
Sargent,Mekhi	2	-	-	-	-	-	-	-	12
Smith,Brandon	1	-	-	-	-	-	-	-	6
Total	17	22-26	14-14	0-1	-	0-2	-	-	182
Opponents	14	9-14	13-14	-	-	-	-	-	124

Score by Quarters	1st	2nd	3rd	4th	OT	Total
IOWA	60	51	21	50	0	182
Opponents	20	41	31	32	0	124

Iowa Hawkeye Football
IOWA Overall Defensive Statistics (as of Nov 29, 2019)
Conference games

#	Defensive Leaders	gp	Tackles				Sacks no-yds	Pass defense			Fumbles		blkd	
			ua	a	tot	tfl/yds		int-yds	brup	qbh	rcv-yds	ff	kick	saf
8D	Koerner, Jack	9	36	26	62	.	.	1-20	3	.	1-0	1	.	.
34	Welch, Kristian	6	32	25	57	6.0-22	2.0-14	.	3	1	.	1	.	.
9	Stone, Geno	9	37	16	53	2.0-17	1.0-14	1-0	3	2	1-0	1	.	.
8	Hankins, Matt	8	29	19	48	1.5-8	.	2-0	4	1
32	Colbert, Djimon	9	24	18	42	1.5-4	.	1-6	2	1
94	Epenesa, A.J.	9	27	14	41	13.0-69	9.0-54	.	1	8	.	3	.	.
57	Golston, C	9	22	16	38	8.5-23	2.5-12	1-3	4	6
95	Lattimore, C.	9	19	15	34	2.0-13	1.5-10	.	.	3	1-0	.	.	.
11	Ojemudia, M.	8	23	9	32	1.0-6	.	2--2	6
4A	Belton, Dane	6	15	10	25	1.0-2
91	Reiff, Brady	8	9	15	24	2.0-5	2.0-5	.	1
43	Doyle, Dillon	9	13	10	23	0.5-2	.	.	.	1	.	1	.	.
49	Niemann, Nick	9	13	9	22	1.0-9	.	.	.	1
54	Nixon, Daviyon	9	12	6	18	3.0-5	2.0-2	.	1	4
17	Young, Devonte	9	7	3	10
16	Roberts, Terry	8	2	7	9
7A	Schulte, Austin	8	3	5	8	1.0-2	.	.	.	1
13	Evans, Joe	7	5	2	7	4.0-16	4.0-16	.	.	1
31	Campbell, Jack	8	2	3	5
33	Moss, Riley	7	5	.	5	1.0-1	.	2-7	3
35	Wade, B.	9	2	3	5
52	Jones, Amani	9	3	1	4
1C	Milani, John	9	2	2	4	1-0	.	.	.
2B	Johnson, D.J.	7	3	1	4
97	VanValkenburg	7	2	1	3
1	Dvorak, Wes	9	.	3	3
99	Shannon, Noah	5	1	2	3	1-0	1	.	.
44	Benson, Seth	9	2	1	3
9A	Shudak, Caleb	9	2	.	2
92	Waggoner, John	7	1	1	2	1.0-7	1.0-7
36	Ross, Brady	9	1	.	1
6	Smith-Marsette	9	1	.	1
3	Tracy, Tyrone	9	1	.	1
12	Smith, Brandon	5	.	1	1
4	Stanley, Nate	9	1	.	1
50	Subbert, J.	9	.	1	1
3C	Marchese, Henry	8	.	1	1
Total		9	357	246	603	50-211	25-134	10-34	31	30	5-0	8	.	.
Opponents		9	334	218	552	57-224	16-139	7-77	31	22	4-0	4	.	.



IOWA FOOTBALL

33 Bowl Games 11 Big Ten Championships 28 Consensus All-America Honors 14 CFB Hall of Fame Inductees

Game	Score	First Downs	Rushing Att-Net	Pass. Yards	Passing Com.-Att.-Int	Total Offense	Punts-Avg.	Fum.-Lost	Pen. Yds.
Miami (Ohio)	14	11	25-59	186	17-27-1	245	7-42.9	0-0	10-77
at Iowa	38	26	41-213	252	21-30-0	465	1-31.0	1-1	5-32
Rutgers	0	5	23-78	47	10-27-2	125	10-47.6	1-1	7-61
at Iowa	30	23	39-194	244	19-34-0	438	6-48.3	0-0	4-37
Iowa	18	18	37-112	201	22-35-0	313	5-47.2	0-0	4-15
at Iowa State	17	20	19-91	327	25-35-0	418	4-39.2	2-2	4-21
Middle Tennessee	3	12	24-80	136	17-27-0	216	8-41.9	0-0	8-72
at Iowa	48	30	51-351	293	20-29-0	644	1-34.0	0-0	3-20
Iowa	3	18	30-1	260	23-42-3	261	7-38.3	1-1	8-60
at Michigan	10	13	33-120	147	14-26-1	267	8-45.6	2-0	4-35
Penn State	17	20	53-177	117	12-24-0	294	7-42.1	0-0	8-80
at Iowa	12	21	30-70	286	25-43-1	356	5-35.0	3-1	1-5
Purdue	20	17	18-33	327	30-50-1	360	6-36.8	2-1	5-40
at Iowa	26	19	33-102	260	23-33-1	362	4-47.2	0-0	7-60
Iowa	20	12	40-123	179	12-26-1	302	6-41.8	0-0	4-50
at Northwestern	0	13	35-64	138	18-32-1	202	6-33.7	1-1	2-21
Iowa	22	15	23-87	208	17-28-0	295	4-41.2	1-1	3-25
at Wisconsin	24	24	46-300	173	16-25-1	473	3-34.3	1-1	8-63
Minnesota	19	23	30-63	368	25-39-1	431	2-31.5	1-0	5-52
at Iowa	23	17	31-117	173	14-23-0	290	4-42.0	0-0	3-16
Illinois	10	20	39-192	144	18-34-2	336	4-38.5	2-1	4-31
at Iowa	19	16	32-79	308	18-35-1	387	4-45.0	0-0	4-29
Iowa	27	13	31-225	99	11-25-1	324	6-39.8	1-1	6-49
at Nebraska	24	18	56-184	100	12-23-1	284	10-38.8	1-1	3-25





IOWA FOOTBALL

33 Bowl Games 11 Big Ten Championships 28 Consensus All-America Honors 14 CFB Hall of Fame Inductees

Individual

Points	14, Keith Duncan vs. Purdue, 10/19/19
Rushing Attempts	21, Tyler Goodson vs. Illinois, 11/23/19
Yards Rushing	131, Toren Young vs. Middle Tennessee, 9/28/19
Pass Attempts	43 (25 comp.), Nate Stanley vs. Penn State, 10/12/19
Pass Completions	25 (43 att.), Nate Stanley vs. Penn State, 10/12/19
Yards Passing	308, Nate Stanley vs. Illinois, 11/23/19
Receptions	9, Brandon Smith vs. Purdue, 10/19/19
Yards Receiving	130, Tyrone Tracy, Jr., at Wisconsin, 11/9/19
Yards Total Offense	316, Nate Stanley vs. Illinois, 11/23/19
All-Purpose Yards	166, Ihmir Smith-Marsette at Nebraska, 11/29/19
Yards Punt Returns	17, Nico Ragaini at Michigan, 10/5/19
Yards Kickoff Returns	99, Ihmir Smith-Marsette at Nebraska, 11/29/19
Field Goals Made	4, Keith Duncan, 3X, last vs. Illinois, 11/23/19
Extra Points	6, Keith Duncan vs. Middle Tennessee, 9/28/19
Interceptions	1, 10X, Jack Koerner at Nebraska, 11/29/19
Tackles	14, A.J. Epenesa at Nebraska, 11/29/19
Sacks	2.5, A.J. Epenesa vs. Minnesota, 11/16/19
TFL's	4.5, A.J. Epenesa at Nebraska, 11/29/19

Team Offense (Iowa highs)

Points	48 vs. Middle Tennessee, 9/28/19
Rushing Attempts	51 vs. Middle Tennessee, 9/28/19
Net Yards Rushing	351 vs. Middle Tennessee, 9/28/19
Pass Attempts	43 (25 comp.) vs. Penn State, 10/12/19
Pass Completions	25 (43 comp.) vs. Penn State, 10/12/19
Yards Passing	208 (18-of-35) vs. Illinois, 11/23/19
Yards Total Offense	644 vs. Middle Tennessee, 9/28/19
Total Plays	80 vs. Middle Tennessee, 9/28/19
First Downs	30 vs. Middle Tennessee, 9/28/19

Team Defense (Opponents lows)

Points	0, 2X, last at Northwestern, 10/26/19
Rushing Attempts	18 vs. Purdue, 10/19/19
Net Yards Rushing	59 vs. Miami (Ohio), 8/31/19
Pass Attempts	23 (11 comp.) at Nebraska, 11/29/19
Pass Completions	9 (26 att.) vs. Rutgers, 9/7/19
Yards Passing	41 vs. Rutgers, 9/7/19
Yards Total Offense	125 vs. Rutgers, 9/7/19
Total Plays	49 vs. Rutgers, 9/7/19
First Downs	5 vs. Rutgers, 9/7/19

Longest Plays

Run	55	Tyler Goodson at Nebraska, 11/29/19
Reception	75	Tyrone Tracy, Jr., at Wisconsin, 11/9/19
Field Goal	49	Keith Duncan, 2X, last at Nebraska, 11/29/19
Interception Return	20	Jack Koerner at Nebraska, 11/29/19
Fumble Return	--	
Punt Return	17	Nico Ragaini at Michigan, 10/5/19
Kickoff Return	95	Ihmir Smith-Marsette at Nebraska, 11/29/19
Scoring drive	97 (11 plays, 5:37)	vs. Rutgers, 9/7/19
Non-scoring drive	78 (13 plays, 1:45)	vs. Middle Tennessee, 9/28/19





IOWA FOOTBALL

33 Bowl Games 11 Big Ten Championships 28 Consensus All-America Honors 14 CFB Hall of Fame Inductees

A kickoff was returned for a TD . . .

by Iowa -- Ihmir Smith-Marsette (95 yards), at Nebraska, 11/29/19
by an opponent -- Will Likely (100 yards), Maryland, 10/31/15

A punt was returned for a TD . . .

by Iowa -- Kyle Groeneweg (returned 61 yards on PR), at Illinois, 11/17/18
by Iowa -- Paki O'Meara (returned 42 yards after block), vs. Eastern Illinois, 9/4/10
by an opponent -- Christian McCaffrey (63 yards), Stanford, 1/1/16
by an opponent -- Tremaine McCollum (returned six yards after block), Florida, 1/2/06

Two punts were returned for a TD . . .

by Iowa -- Kevonte Martin-Manley (83 and 63 yards), vs. Western Michigan, 9/21/13

A punt was blocked . . .

by Iowa -- A.J. Epenesa at Illinois, 11/17/18
by an opponent -- Jauan Wesley vs. Northern Illinois, 9/1/18

A punt was blocked and returned for a TD...

by Iowa -- Ben Niemann vs. Northwestern, 11/1/14
by an opponent -- Ryan Lewis (block), Pat Amara, Jr., return (TD) vs. Pittsburgh, 9/19/15

A field goal was blocked...

by Iowa -- Anthony Nelson vs. Penn State, 9/23/17
by an opponent -- Rickey Neal vs. Northern Iowa, 9/15/18

An interception was returned for a TD . . .

by Iowa -- Geno Stone (24 yards) at Penn State, 10/27/18
by an opponent -- Chauncey Gardner, Jr., (58 yards), vs. Florida, 1/2/17

Two interceptions were returned for a TD . . .

by Iowa (individual) -- Josh Jackson (43 yards, 52 yards) at Wisconsin, 11/11/17
by Iowa (team) -- Josey Jewell (34 yards), Bo Bower (88 yards) vs. North Texas, 9/26/15

A fumble was returned for a TD . . .

by Iowa -- A.J. Epenesa (19 yards) at Illinois, 11/17/18
by an opponent -- Blake Dueitt (35 yards), vs. Ball State, 9/6/14

A blocked PAT attempt was returned for a score . . .

by Iowa -- D.J. Johnson (99 yards), at Penn State, 9/28/02
by an opponent -- Jason Simmons (85 yards), at Ohio State, 11/2/91

A safety was scored . . .

by Iowa -- (2) at Penn State, 10/27/18 on Dominique Daffney blocked punt & PSU bad snap
by an opponent -- Shareef Miller TFL on Akrum Wadley rush vs. Penn State, 9/23/17

A player rushed for over 200 yards . . .

by Iowa -- Akrum Wadley (26-204), at Northwestern, 10/17/15
by an opponent -- Jonathan Taylor (31-250), at Wisconsin, 11/9/19

Iowa had two 100 yard receivers...

T.J. Hockenson (4-107-2), Noah Fant (4-101-1), at Indiana, 10/13/18

A player passed for over 300 yards . . .

by Iowa -- Nate Stanley (308), vs. Illinois, 11/23/19
by an opponent -- Tanner Morgan (368), Minnesota, 11/16/19

A player scored four TDs . . .

by Iowa -- Akrum Wadley (4 rush), at Northwestern, 10/17/15
by an opponent -- Darnell Autry (3 rush, 1 rec.), Northwestern, 11/9/96

A team rushed for over 400 yards . . .

by Iowa -- vs. Tulsa (408 yards), 9/13/97
by an opponent -- Indiana (433 yards), 9/30/00

A team passed for over 400 yards . . .

by Iowa -- vs. Indiana (426 yards), 10/23/99
by an opponent -- Purdue (458 yards), 10/15/16

A team gained over 600 yards of total offense . . .

by Iowa -- vs. Middle Tennessee (644 yards), 9/28/19
by an opponent -- Wisconsin (604 yards), 11/13/99

A team scored over 50 points . . .

by Iowa -- at Illinois (63 points), 11/17/18
by an opponent -- at Minnesota (51 points), 11/8/14

A team was held under 75 yards rushing . . .

by Iowa -- vs. Minnesota -- 30-63 yards, 11/16/19
by an opponent -- vs. Penn State -- 30-70 yards, 10/12/19

A team was held under 100 yards passing . . .

by Iowa -- Rutgers (47 yards), 9/7/19
by an opponent -- Nebraska (99 yards), 11/29/19

A team was held at/under 200 yards of total offense . . .

by Iowa -- Rutgers (125 yards), 9/7/19
by an opponent -- vs. Mississippi State (199 yards), 1/1/19

Iowa scored 3 or more non-offensive touchdowns . . .

by Iowa -- vs. Western Michigan (2 punts, 2 interceptions), 9/21/13

Iowa recovered an onside kick . . .

by Iowa -- first quarter vs. Illinois, 10/7/17

LARGEST MARGINS

Iowa Victories

Opponent, Year	Score	Mar.
Iowa Teachers, 1914	95-0	95
Coe, 1908	92-0	92
Iowa Wesleyan, 1890	91-0	91
Cornell, 1904	88-0	88
Cornell, 1913	76-0	76
Des Moines, 1905	72-0	72
Northwestern, 1913	78-6	72
Grinnell, 1904	69-0	69
Iowa Teachers, 1900	68-0	68
Northern Iowa, 1997	66-0	66
Northwestern, 1981	64-0	64
at Illinois, 2018	63-0	63
Cornell, 1920	63-0	63
Indiana, 1997	62-0	62
UTEP, 1986	69-7	62
Grinnell, 1900	63-2	61
Washington (Mo.), 1902	61-0	61
Knox, 1922	61-0	61
Cornell, 1894	60-0	60
Indiana, 1913	60-0	60
North Dakota St., 1947	59-0	59
Illinois, 1985	59-0	59
Cornell, 1891	64-6	58
Illinois, 1899	58-0	58
Drake, 1985	58-0	58
Upper Iowa, 1900	57-0	57
Western Michigan, 2013	59-3	56
Ball State, 2005	56-0	56
Coe, 1893	56-0	56
Purdue, 1922	56-0	56
Utah State, 1957	70-14	56
Minnesota, 2008	55-0	55
Ripon, 1928	61-6	55
Iowa State, 1985	57-3	54
Northern Illinois, 1986	57-3	54
Cincinnati, 1990	63-10	53
Kansas State, 1959	53-0	53
Northwestern, 2002	62-10	52
Kent State, 2001	51-0	51
Minnesota, 1983	61-10	51
Northern Illinois, 1991	58-7	51

Iowa Defeats

Opponent, year	Score	Mar.
Michigan, 1902	0-107	107
Illinois, 1902	0-80	80
Minnesota, 1903	0-75	75
Minnesota, 1916	0-67	67
Ohio State, 1950	21-83	62
Denver A.C., 1893	0-58	58
Nebraska, 1980	0-57	57
Michigan, 1971	7-63	56
Michigan, 1970	0-55	55
USC, 1976	0-55	55
Kansas, 1895	0-54	54
Minnesota, 1936	0-52	52
Notre Dame, 1967	6-56	50
Illinois, 1973	0-50	50





IOWA FOOTBALL

33 Bowl Games 11 Big Ten Championships 28 Consensus All-America Honors 14 CFB Hall of Fame Inductees

OFFENSE

Opponent	WR	TE/WR	LT	LG	C	RG	RT	QB	RB	FB/TE	WR/TE
Miami (Ohio)	Smith	Wieting	Jackson	La. Paulsen	Linderbaum	Le. Paulsen	Wirfs	Stanley	Sargent	Beyer	Smith-Marsette
Rutgers	Smith	Tracy	Wirfs	La. Paulsen	Linderbaum	Schott	Le. Paulsen	Stanley	Sargent	Ross	Smith-Marsette
at Iowa State	Smith	Ragaini	Wirfs	La. Paulsen	Linderbaum	Schott	Le. Paulsen	Stanley	Sargent	Wieting	Smith-Marsette
MTSU	Smith	Wieting	Wirfs	La. Paulsen	Linderbaum	Banwart	Le. Paulsen	Stanley	Sargent	Ross	Smith-Marsette
at Michigan	Smith	Wieting	Jackson	La. Paulsen	Linderbaum	Banwart	Wirfs	Stanley	Sargent	Beyer	Tracy
Penn State	Smith	Wieting	Jackson	La. Paulsen	Linderbaum	Kallenberger	Wirfs	Stanley	Sargent	Beyer	Smith-Marsette
Purdue	Smith	Wieting	Jackson	La. Paulsen	Linderbaum	Kallenberger	Wirfs	Stanley	Sargent	Beyer	Smith-Marsette
at N'western	Tracy	Ragaini	Jackson	La. Paulsen	Linderbaum	Kallenberger	Wirfs	Stanley	Sargent	Beyer	Smith-Marsette
at Wisconsin	Tracy	LaPorta	Jackson	Schott	Linderbaum	Kallenberger	Wirfs	Stanley	Young	Beyer	Cook
Minnesota	Tracy	Wieting	Jackson	La. Paulsen	Linderbaum	Schott	Wirfs	Stanley	Goodson	Ross	Smith-Marsette
Illinois	Tracy	Wieting	Jackson	La. Paulsen	Linderbaum	Schott	Wirfs	Stanley	Goodson	Ross	Smith-Marsette
at Nebraska	Tracy	Wieting	Jackson	La. Paulsen	Linderbaum	Schott	Wirfs	Stanley	Goodson	Beyer	Smith-Marsette
Consec. Starts	5	3	8	3	12	3	24	38	3	1	3
Career Starts	7	15	33	11	12	5	32	38	3	6	16

DEFENSE

Opponent	RE	DT	DT	LE	WLB	MLB	OLB/CASH	CB	CB	SS	FS/LB
Miami (Ohio)	Epenesa	Reiff	Lattimore	Golston	Colbert	Welch	Johnson	Ojemudia	Hankins	Stone	Merriweather
Rutgers	Epenesa	Reiff	Lattimore	Golston	Colbert	Welch	Niemann	Ojemudia	Hankins	Stone	Koerner
at Iowa State	Epenesa	Nixon	Lattimore	Golston	Colbert	Welch	Niemann	Ojemudia	Johnson	Stone	Koerner
MTSU	Epenesa	Schulte	Lattimore	Golston	Colbert	Welch	Niemann	Ojemudia	Johnson	Stone	Koerner
at Michigan	Epenesa	Schulte	Lattimore	Golston	Colbert	Welch	Niemann	Ojemudia	Johnson	Stone	Koerner
Penn State	Epenesa	Reiff	Lattimore	Golston	Colbert	Welch	Niemann	Ojemudia	Hankins	Stone	Koerner
Purdue	Epenesa	Reiff	Lattimore	Golston	Colbert	Doyle	Niemann	Ojemudia	Hankins	Stone	Koerner
at N'western	Epenesa	Reiff	Lattimore	Golston	Colbert	Doyle	Belton	Ojemudia	Hankins	Stone	Koerner
at Wisconsin	Epenesa	Reiff	Lattimore	Golston	Colbert	Campbell	Niemann	Ojemudia	Hankins	Stone	Wade
Minnesota	Epenesa	Reiff	Lattimore	Golston	Colbert	Welch	Belton	Moss	Hankins	Stone	Koerner
Illinois	Epenesa	Reiff	Lattimore	Golston	Colbert	Welch	Belton	Ojemudia	Hankins	Stone	Koerner
at Nebraska	Epenesa	Reiff	Lattimore	Golston	Colbert	Welch	Niemann	Ojemudia	Hankins	Stone	Koerner
Consec. Starts	12	7	12	12	21	3	1	2	7	13	3
Career Starts	12	9	18	12	22	17	13	21	18	20	10

Offense Career Starts

Quarterback	Nate Stanley (38)
Wide Receiver	Tyrone Tracy, Jr. (7) Nico Ragaini (2) Brandon Smith (19) Ihmir Smith-Marsette (16)
Running Back	Tyler Goodson (3) Ivory Kelly-Martin (6) Mekhi Sargent (12) Toren Young (5)
Fullback	Brady Ross (5)
Tight End	Shaun Beyer (6) Drew Cook (1) Sam Laporta (1) Nate Wieting (15)

Offensive Line

Cole Banwart (9)
Alaric Jackson (33)
Mark Kallenberger (4)
Tyler Linderbaum (12)
Landan Paulsen (11)
Levi Paulsen (7)
Kyler Schott (5)
Tristian Wirfs (32)

Defense Career Starts

Defensive End	A.J. Epenesa (12) Chauncey Golston (12)
Defensive Line	Cedrick Lattimore (18) Daviyon Nixon (1) Brady Reiff (9) Austin Schulte (2)

Linebacker

Dane Belton (3)
Jack Campbell (1)
Djimon Colbert (22)
Dillon Doyle (2)
D.J. Johnson (1)
Amani Jones (1)
Nick Niemann (13)
Barrington Wade (1)
Kristian Welch (17)

Defensive Back

Julius Brents (5)
Matt Hankins (18)
D.J. Johnson (3)
Jack Koerner (10)
Kaeon Merriweather (1)
Riley Moss (7)
Michael Ojemudia (21)
Geno Stone (20)





IOWA FOOTBALL

33 Bowl Games 11 Big Ten Championships 28 Consensus All-America Honors 14 CFB Hall of Fame Inductees

Opponent	Plays	Yards	T.O.P.	Result	Qtr.	Play
Miami (Ohio) (6)	13	79	6:50	FG	1	Duncan, 21-yd. FG
	9	79	3:34	TD	2	B. Smith, 9-yd pass from Stanley
	7	82	3:20	TD	3	Martin, 9-yd pass from Stanley
	3	56	1:35	TD	3	Sargent, 2-yd. run
	13	75	6:57	TD	4	Young, 2-yd. run
	6	23	2:44	TD	4	Smith-Marsette, 6-yd. pass from Stanley

Iowa Avg. Drive 8.5 65.7 4:30

Rutgers (6)	5	75	2:42	TD	1	Smith-Marsette, 58-yd. pass from Stanley
	11	97	5:37	TD	2	Tracy, Jr., 7-yd. pass from Stanley
	6	16	2:48	FG	2	Duncan, 46-yd. FG
	5	29	2:58	FG	2	Duncan, 19-yd. FG
	2	56	0:48	TD	3	Smith-Marsette, 23-yd. pass from Stanley
	7	61	3:42	FG	4	Duncan, 43-yd. FG

Iowa Avg. Drive 6.0 55.7 3:19

at Iowa State (5)	15	68	7:23	FG	1	Duncan, 25-yd. FG
	12	59	5:01	FG	2	Duncan, 40-yd. FG
	12	56	6:06	FG	3	Duncan, 42-yd. FG
	7	25	3:14	TD	4	Stanley, 1-yd. run
	8	54	2:55	FG	4	Duncan, 39-yd. FG

Iowa Avg. Drive 10.8 52.4 5:20

Middle Tennessee (8)	9	65	3:59	TD	1	Sargent, 4-yd. run
	9	44	5:01	FG	1	Duncan, 49-yd. FG
	5	71	2:47	TD	1	B. Smith, 18-yd. pass from Stanley
	9	81	4:24	TD	2	Ross, 1-yd. run
	5	55	1:22	FG	3	Duncan, 42-yd. FG
	7	80	3:05	TD	3	Smith-Marsette, 14-yd. run
	10	72	5:34	TD	4	B. Smith, 10-yd. pass from Stanley
	13	79	6:25	TD	4	Petrus, 1-yd. run

Iowa Avg. Drive 8.4 68.4 4:29

at Michigan (1)	14	61	6:25	FG	2	Duncan, 22-yd. FG
-----------------	----	----	------	----	---	-------------------

Iowa Avg. Drive 14.0 61.0 6:25

Penn State (3)	11	38	5:28	FG	1	Duncan, 47-yd. FG
	10	84	1:26	FG	2	Duncan, 24-yd. FG
	12	87	2:46	TD	4	B. Smith, 33-yd. pass from Stanley

Iowa Avg. Drive 11.0 69.7 3:00

DRIVE ANALYSIS

Distance Length (minus)	Iowa		Opponent	
	TD	FG	TD	FG
0-9	0	0	0	3
10-19	0	2	0	1
20-29	2	4	0	0
30-39	1	3	1	0
40-49	0	5	0	2
50-59	5	6	2	0
60-69	4	6	3	3
70-79	11	2	8	1
80-89	4	1	3	1
90-99	1	0	0	0

GAME OPENING DRIVES

Game	Iowa			Opponent		
	Pts	Plys	Yds	Pts	Plys	Yds
Miami (OH)	0	9	39	0	4	8
Rutgers	7	5	75	0	6	30
at ISU	3	15	68	7	4	86
MTSU	7	9	65	0	3	(-1)
at Michigan	0	1	(-3)	0	5	14
Penn St.	0	3	5	0	3	(-8)
Purdue	3	15	63	0	6	29
at N'western	0	3	4	0	3	5
at Wisc.	0	4	15	0	5	14
Minnesota	6	8	75	0	12	47
Illinois	7	9	75	0	3	6
at Nebraska	0	4	17	0	3	6

SECOND HALF OPENING DRIVES

Game	Iowa			Opponent		
	Pts	Plys	Yds	Pts	Plys	Yds
Miami (OH)	7	7	82	0	3	(-1)
Rutgers	0	6	32	0	3	5
at ISU	0	3	9	7	2	76
MTSU	3	5	55	0	5	4
at Michigan	0	8	39	0	5	22
Penn St.	0	5	24	0	9	34
Purdue	7	9	72	0	8	35
at N'western	7	13	59	0	8	34
at Wisc.	0	4	18	0	3	7
Minnesota	0	8	21	7	6	66
Illinois	0	5	51	0	6	20
at Nebraska	0	3	(-1)	0	10	22

3rd Down and...

IOWA														OPPONENTS													
YARDS	M-OH	RUT	ISU	MTSU	UM	PSU	PUR	NW	WIS	MINN	ILL	NEB	TOTAL	YARDS	M-OH	RUT	ISU	MTSU	UM	PSU	PUR	NW	WIS	MINN	ILL	NEB	TOTAL
1-3	3-6	1-3	4-6	4-8	0-1	3-4	2-4	2-7	1-2	3-3	2-2	3-3	28-49	1-3	2-3	1-3	2-2	0-1	1-2	6-6	2-3	1-2	6-6	3-4	4-5	4-5	32-42
4-6	5-7	1-4	2-5	3-3	3-5	2-6	0-4	1-4	0-3	1-2	0-6	0-2	18-51	4-6	1-5	1-2	0-1	3-3	2-5	2-5	2-4	4-8	2-3	1-2	1-4	2-4	21-46
7-9	0-0	0-2	2-4	1-2	0-1	2-3	1-4	2-4	0-1	0-3	1-2	0-1	9-26	7-9	0-1	0-6	0-2	0-2	0-2	1-3	0-3	1-3	0-4	2-4	0-3	1-4	5-37
10-14	0-0	0-4	1-2	2-3	1-5	1-3	0-1	1-1	0-3	1-3	2-5	1-5	10-35	10-14	1-2	0-3	1-4	0-2	0-2	1-2	2-5	0-4	0-1	1-1	0-1	0-6	6-33
15+	1-1	0-0	1-2	0-0	2-5	0-2	0-0	0-0	0-0	0-0	0-1	0-2	4-13	15+	0-1	0-0	0-0	0-4	0-2	0-3	0-1	0-0	0-0	0-3	0-2	1-2	1-18
TOTAL	9-14	2-13	10-19	10-16	6-17	8-18	3-13	6-16	1-9	5-11	5-16	4-13	69-175	TOTAL	4-12	2-14	3-9	3-12	3-13	10-19	6-16	6-17	8-14	7-14	5-15	8-21	65-176





IOWA FOOTBALL

33 Bowl Games 11 Big Ten Championships 28 Consensus All-America Honors 14 CFB Hall of Fame Inductees

Purdue (6)	15	63	7:15	FG	1	Duncan, 30-yd. FG
	7	56	3:10	FG	1	Duncan, 44-yd. FG
	8	31	4:35	FG	2	Duncan, 42-yd. FG
	9	72	4:27	TD	3	Goodson, 1-yd. run
	7	47	2:54	FG	4	Duncan, 38-yd. FG
	2	35	0:43	TD	4	Sargent, 14-yd. run

Iowa Avg. Drive **8.0** **50.7** **4:04**

at Northwestern (4)	3	50	0:54	TD	1	Tracy, 50-yd. pass from Stanley
	15	57	6:27	FG	2	Duncan, 40-yd. FG
	13	59	6:01	TD	3	Sargent, 1-yd. run
	9	61	4:50	FG	4	Duncan, 28-yd. FG

Iowa Avg. Drive **10.0** **56.8** **4:33**

at Wisconsin (5)	4	10	1:02	FG	1	Duncan, 24-yd. FG
	8	53	3:13	FG	2	Duncan, 40-yd. FG
	9	75	3:10	TD	4	Ragaini, 3-yd. pass from Stanley
	10	26	3:15	FG	4	Duncan, 39-yd. FG
	1	75	0:11	TD	4	Tracy, Jr., 75-yd. pass from Stanley

Iowa Avg. Drive **6.4** **47.8** **2:10**

Minnesota (4)	8	75	3:34	TD	1	Ragaini, 21-yd. pass from Stanley
	9	68	5:27	TD	1	Goodson, 10-yd. run
	6	69	3:20	TD	2	Smith-Marsette, 5-yd. pass from Stanley
	10	29	4:09	FG	4	Duncan, 27-yd. FG

Iowa Avg. Drive **8.3** **60.3** **4:38**

Illinois (5)	9	75	4:44	TD	1	Goodson, 2-yd. run
	10	70	4:43	FG	2	Duncan, 23-yd. FG
	2	22	0:12	FG	2	Duncan, 45-yd. FG
	8	61	4:49	FG	4	Duncan, 24-yd. FG
	9	36	5:02	FG	4	Duncan, 29-yd. FG

Iowa Avg. Drive **7.6** **52.8** **4:10**

Nebraska (4)	2	56	0:35	TD	1	Smith-Marsette, 45-yd. run
	2	63	0:50	TD	1	Goodson, 55-yd. run
	13	41	5:29	FG	2	Duncan, 49-yd. FG
	6	44	0:32	FG	4	Duncan, 48-yd. FG

Iowa Avg. Drive **5.8** **51.0** **2:02**

Season Avg. (57) **8.2** **57.3** **3:49**

LONGEST DRIVES

Plays: 15, 3X, last at Northwestern, 10/26/19 (59 yards, 6:01)

Yards: 97 (11 plays, 5:37) vs. Rutgers, 9/7/19

Time of Possession: 7:23 (15 plays, 68 yards) at Iowa State, 9/14/19





IOWA FOOTBALL

33 Bowl Games 11 Big Ten Championships 28 Consensus All-America Honors 14 CFB Hall of Fame Inductees

Yards	Type	Player(s)	Opponent
95	Kick Return	Ihmir Smith-Marsette	at Nebraska
75	Pass	Nate Stanley to Tyrone Tracy, Jr.	at Wisconsin
58	Pass	Nate Stanley to Ihmir Smith-Marsette	Rutgers
55	Rush	Tyler Goodson	at Nebraska
52	Rush	Toren Young	MTSU
50	Pass	Nate Stanley to Tyrone Tracy, Jr.	at Northwestern
45	Rush	Ihmir Smith-Marsette	at Nebraska
45	Pass	Nate Stanley to Nico Ragaini	Miami (Ohio)
41	Pass	Nate Stanley to Sam LaPorta	at Northwestern
41	Pass	Nate Stanley to Mekhi Sargent	Miami (Ohio)
40	Pass	Nate Stanley to Ihmir Smith-Marsette	Illinois
40	Pass	Nate Stanley to Shaun Beyer	Illinois
38	Pass	Nate Stanley to Tyrone Tracy, Jr.	at Northwestern
38	Pass	Nate Stanley to Brandon Smith	MTSU
37	Kick Return	Ihmir Smith-Marsette	at Michigan
36	Pass	Nate Stanley to Ihmir Smith-Marsette	Penn State
35	Pass	Nate Stanley to Nico Ragaini	MTSU
34	Pass	Nate Stanley to Brandon Smith	at Michigan
33	Pass	Nate Stanley to Brandon Smith	Penn State
33	Pass	Nate Stanley to Tyrone Tracy, Jr.	MTSU
33	Pass	Nate Stanley to Tyrone Tracy, Jr.	Rutgers
32	Pass	Nate Stanley to Ihmir Smith-Marsette	Purdue
31	Pass	Nate Stanley to Tyler Goodson	at Michigan
31	Rush	Toren Young	Rutgers
30	Rush	Mekhi Sargent	at Nebraska
30	Pass	Nate Stanley to Brandon Smith	Purdue
29	Pass	Nate Stanley to Ihmir Smith-Marsette	Illinois
29	Pass	Nate Stanley to Ihmir Smith-Marsette	Illinois
29	Kick Return	Ihmir Smith-Marsette	Penn State
29	Rush	Tyler Goodson	Penn State
28	Pass	Nate Stanley to Brandon Smith	at Iowa State
27	Pass	Nate Stanley to Tyrone Tracy, Jr.	Minnesota
27	Pass	Nate Stanley to Ihmir Smith-Marsette	at Michigan
27	Rush	Tyler Goodson	MTSU
27	Pass	Nate Stanley to Shaun Beyer	MTSU
27	Pass	Nate Stanley to Ihmir Smith-Marsette	at Iowa State
26	Run	Tyler Goodson	Minnesota
26	Pass	Nate Stanley to Tyrone Tracy, Jr.	at Wisconsin
26	Kick Return	Ihmir Smith-Marsette	at Northwestern
25	Kick Return	Ihmir Smith-Marsette	Minnesota
25	Pass	Nate Stanley to Brandon Smith	Purdue
25	Pass	Nate Stanley to Nate Wieting	Penn State
25	Rush	Tyler Goodson	MTSU
25	Pass	Nate Stanley to Ihmir Smith-Marsette	Rutgers
25	Pass	Nate Stanley to Ivory Kelly-Martin	Rutgers
23	Pass	Nate Stanley to Ihmir Smith-Marsette	Illinois
23	Pass	Nate Stanley to Nate Wieting	Illinois
23	Pass	Nate Stanley to Ihmir Smith-Marsette	Rutgers
22	Pass	Nate Stanley to Sam LaPorta	at Nebraska
22	Pass	Nate Stanley to Ihmir Smith-Marsette	at Nebraska
22	Pass	Nate Stanley to Tyrone Tracy, Jr.	Illinois
22	Pass	Nate Stanley to Sam LaPorta	Illinois
22	Kick Return	Ihmir Smith-Marsette	at Wisconsin
22	Pass	Nate Stanley to Mekhi Sargent	at Michigan
22	Rush	Mekhi Sargent	at Iowa State
22	Kick Return	Ihmir Smith-Marsette	at Iowa State
22	Pass	Nate Stanley to Tyrone Tracy	Miami (Ohio)
22	Rush	Mekhi Sargent	Purdue
21	Rush	Tyler Goodson	at Nebraska
21	Pass	Nate Stanley to Nico Ragaini	Minnesota
21	Rush	Tyler Goodson	Minnesota
21	Rush	Tyler Goodson	at Wisconsin
21	Pass	Nate Stanley to Tyrone Tracy	Purdue
20	Int. Return	Jack Koerner	at Nebraska
20	Pass	Nate Stanley to Ihmir Smith-Marsette	Minnesota
20	Pass	Nate Stanley to Tyler Goodson	Purdue
20	Kick Return	Ihmir Smith-Marsette	Purdue
20	Kick Return	Ihmir Smith-Marsette	MTSU

BY LENGTH		
Yards	No.	TD
20-29	42	2
30-39	15	1
40-49	6	1
50-59	4	3
60-69	0	0
70-79	1	1
80-89	0	0
90+	1	1
TOTAL	69	9

BY PLAY TYPE		
Type	No.	TD
Rushing	14	2
Passing	45	6
Punt Returns	0	0
Kick Returns	9	1
Int. Returns	1	0
Fumble Returns	0	0
Other	0	0
TOTAL	69	9

LONGEST PLAYS OF 2019	
RUSHING	
55, Tyler Goodson at Nebraska, 11/29/19	
RUSHING TOUCHDOWN	
55, Tyler Goodson at Nebraska, 11/29/19	
RECEIVING	
75, Tyrone Tracy, Jr. at Wisconsin, 11/9/19	
RECEIVING TOUCHDOWN	
75, Tyrone Tracy, Jr. at Wisconsin, 11/9/19	
PUNT RETURN	
17, Nico Ragaini at Michigan, 10/5/19	
KICK RETURN	
95, Ihmir Smith-Marsette at Nebraska, 11/29/19	
INTERCEPTION RETURN	
20, Jack Koerner at Nebraska, 11/29/19	
FUMBLE RETURN	--
PUNT	
63, Michael Sleep-Dalton vs. Purdue, 10/19/19	
FIELD GOAL	
49, Keith Duncan, 2X, last at Nebraska, 11/29/19	

GAME-BY-GAME LONGEST PLAYS

IOWA

Yds	Opponent	Player(s)
45	Miami (Ohio)	Nico Ragaini, reception
58	Rutgers	Ihmir Smith-Marsette, reception (TD)
28	at Iowa State	Brandon Smith, reception
52	Middle Tennessee	Toren Young, rush
37	at Michigan	Ihmir Smith-Marsette, kick return
36	Penn State	Ihmir Smith-Marsette, reception
32	Purdue	Ihmir Smith-Marsette, reception
50	at Northwestern	Tyrone Tracy, Jr., reception (TD)
75	at Wisconsin	Tyrone Tracy, Jr., reception (TD)
27	Minnesota	Tyrone Tracy, Jr., reception
40	Illinois	Shaun Beyer/Ihmir Smith-Marsette, reception
95	Nebraska	Ihmir Smith-Marsette, kick return (TD)

OPPONENT

Yds	Opponent	Player(s)
30	Miami (Ohio)	Luke Mayock, reception
23	Rutgers	Isaih Pacheco, reception
73	at Iowa State	Tarique Milton, reception (TD)
21	Middle Tennessee	Jimmy Marshall, rush
51	at Michigan	Nico Collins, reception
22	Penn State	KJ Hamler, reception (TD)
54	Purdue	David Bell, reception
21	Northwestern	Riley Lees, kick return
52	Wisconsin	Quintez Cephus, reception
46	Minnesota	Rashod Bateman, reception
37	Illinois	Brandon Peters, rush
39	Nebraska	JD Spielman, pass (TD)





IOWA FOOTBALL

33 Bowl Games 11 Big Ten Championships 28 Consensus All-America Honors 14 CFB Hall of Fame Inductees

IOWA BIG PLAYS

OPPONENT	Rushing			Passing				Special Teams		
	20-29	30-39	40+	20-29	30-39	40-49	50+	FG BLK	XPT BLK	PUNT BLK
Miami (Ohio)	0	0	0	1	0	2	0	0	0	0
Rutgers	0	1	0	3	1	0	1	0	0	0
at Iowa State	1	0	0	2	0	0	0	0	0	0
MTSU	2	0	1	1	4	0	0	0	0	0
at Michigan	0	0	0	2	2	0	0	0	0	0
Penn State	1	0	0	1	2	0	0	0	0	0
Purdue	1	0	0	3	2	0	0	0	0	0
at Northwestern	0	0	0	0	1	1	1	0	0	0
at Wisconsin	1	0	0	1	0	0	1	0	0	0
Minnesota	2	0	0	3	0	0	0	0	0	0
Illinois	0	0	0	6	0	2	0	0	0	0
at Nebraska	1	1	2	2	0	0	0	0	0	0
TOTALS	9	2	3	25	12	5	3	0	0	0

OPPONENT BIG PLAYS

OPPONENT	Rushing			Passing				Special Teams		
	20-29	30-39	40+	20-29	30-39	40-49	50+	FG BLK	XPT BLK	PUNT BLK
Miami (Ohio)	0	0	0	3	1	0	0	0	0	0
Rutgers	0	0	0	1	0	0	0	0	0	0
at Iowa State	0	0	0	1	0	0	2	0	0	0
MTSU	0	0	0	1	0	0	0	0	0	0
at Michigan	0	0	0	1	0	0	1	0	0	0
Penn State	0	0	0	1	0	0	0	0	0	0
Purdue	0	0	0	2	0	1	1	0	0	0
at Northwestern	0	0	0	1	0	0	0	0	0	0
at Wisconsin	0	1	1	1	0	0	1	0	0	0
Minnesota	0	0	0	3	3	1	0	0	0	0
Illinois	0	1	0	0	1	0	0	0	0	0
at Nebraska	0	0	0	1	1	0	0	0	0	0
TOTALS	0	2	1	16	6	2	5	0	0	0

TURNOVERS FORCED

OPPONENT	Iowa					Opponent			
	FUM	INT	TOT	PTS OFF	MARGIN	FUM	INT	TOT	PTS OFF
Miami (Ohio)	0	1	1	7	0	1	0	1	7
Rutgers	1	2	3	6	+3	0	0	0	0
at Iowa State	2	0	2	3	+2	0	0	0	0
MTSU	0	0	0	0	--	0	0	0	0
at Michigan	0	1	1	0	-3	1	3	4	3
Penn State	0	0	0	0	-2	1	1	2	10
Purdue	1	1	2	7	+1	0	1	1	3
at N'western	0	1	1	0	+1	0	0	0	0
at Wisconsin	1	1	2	6	+1	1	0	1	7
Minnesota	0	1	1	0	+1	0	0	0	0
Illinois	1	2	3	3	+2	0	1	0	0
at Nebraska	1	1	2	0	--	1	1	2	7
Totals	7	21	18	43	+6	5	7	12	37





IOWA FOOTBALL

33 Bowl Games 11 Big Ten Championships 28 Consensus All-America Honors 14 CFB Hall of Fame Inductees

IOWA DRIVE CHARTS

MIAMI (OHIO)

QTR.	START	TIME	PLAYS-YDS	TOP	RESULT
1st	IA 25	15:00	9-39	4:28	Downs
	IA 18	8:07	13-79	6:50	FIELD GOAL
	IA 21	11:54	9-79	3:34	TOUCHDOWN
2nd	IA 20	3:59	3-(-6)	1:28	Punt
	IA 18	13:26	7-82	3:20	TOUCHDOWN
3rd	IA 44	8:00	3-56	1:35	TOUCHDOWN
	IA 16	4:44	6-49	3:31	Fumble
	IA 25	12:53	13-75	6:57	TOUCHDOWN
	M 23	5:47	6-23	2:44	TOUCHDOWN
4th	IA 11	0:52	2-10	0:52	Half

RUTGERS

QTR.	START	TIME	PLAYS-YDS	TOP	RESULT
1st	IA 25	15:00	5-75	2:42	TOUCHDOWN
	IA 3	9:13	3-2	1:04	Punt
	IA 11	6:33	6-24	3:15	Punt
	IA 8	1:01	3-0	1:13	Punt
2nd	IA 3	13:50	11-97	5:37	TOUCHDOWN
	R 44	6:38	6-16	2:48	FIELD GOAL
	R 30	2:58	5-29	2:58	FIELD GOAL
3rd	IA 1	12:51	6-32	3:02	Punt
	IA 2	8:19	7-43	3:41	Punt
4th	IA 44	3:38	2-56	0:48	TOUCHDOWN
	IA 14	14:47	7-61	3:42	FIELD GOAL
	IA 19	9:43	4-23	1:36	Punt
	IA 48	5:54	10-24	4:59	Downs

IOWA STATE

QTR.	START	TIME	PLAYS-YDS	TOP	RESULT
1st	IA 25	15:00	15-68	7:23	FIELD GOAL
	IA 13	5:39	3-6	0:57	Punt
	IA 20	1:45	7-30	3:21	Punt
2nd	IA 4	9:35	3-2	2:12	Punt
	IA 19	5:01	12-59	5:01	FIELD GOAL
3rd	IA 27	13:58	3-9	1:39	Punt
	IA 20	8:21	12-56	6:06	FIELD GOAL
4th	ISU 25	0:24	7-25	3:14	TOUCHDOWN
	IA 25	7:46	8-54	2:55	FIELD GOAL
	IA 39	2:00	3-(-3)	0:31	Punt
	ISU 22	1:29	3-(-8)	1:29	Half

MIDDLE TENNESSEE

QTR.	START	TIME	PLAYS-YDS	TOP	RESULT
1st	IA 35	15:00	9-65	3:59	TOUCHDOWN
	IA 25	9:55	9-44	5:01	FIELD GOAL
	IA 29	3:02	5-71	2:47	TOUCHDOWN
2nd	IA 19	12:57	9-81	4:24	TOUCHDOWN
	IA 8	5:12	3-(-1)	1:35	Punt
	IA 1	1:47	13-78	1:45	Missed FG
3rd	IA 21	12:14	5-55	1:22	FIELD GOAL
	IA 20	5:24	7-80	3:05	TOUCHDOWN
	IA 28	0:35	10-72	5:34	TOUCHDOWN
4th	IA 21	7:12	13-79	6:25	TOUCHDOWN

OPPONENT DRIVE CHARTS

MIAMI (OHIO)

QTR.	START	TIME	PLAYS-YDS	TOP	RESULT
1st	M 36	10:32	4-8	2:25	Punt
	M 23	1:17	10-77	4:23	TOUCHDOWN
	M 21	8:20	8-27	4:21	Punt
2nd	IA 45	2:31	3-4	1:53	Punt
	M 25	15:00	3-(-1)	1:34	Punt
	M 25	10:06	5-4	2:06	Punt
	M 25	6:25	5-35	1:41	Punt
3rd	M 40	1:13	10-60	3:20	TOUCHDOWN
	M 25	5:56	1-0	0:09	Interception
	M 25	3:03	3-7	2:11	Punt

RUTGERS

QTR.	START	TIME	PLAYS-YDS	TOP	RESULT
1st	R 14	12:18	6-30	3:05	Punt
	R 41	8:09	3-1	1:36	Punt
	R 40	3:18	6-11	2:17	Punt
2nd	R 50	14:48	3-8	0:58	Punt
	R 25	8:13	3-(-9)	1:35	Punt
	R 25	3:50	3-1	0:52	Interception
3rd	R 25	15:00	3-5	2:09	Punt
	R 26	9:49	4-24	1:30	Punt
	R 9	4:38	3-1	1:00	Punt
4th	R 25	2:50	7-21	3:03	Interception
	R 25	11:05	3-4	1:22	Punt
	R 1	8:07	3-7	2:13	Punt
	R 28	0:55	2-11	0:42	Fumble

IOWA STATE

QTR.	START	TIME	PLAYS-YDS	TOP	RESULT
1st	ISU 14	7:33	5-86	1:49	TOUCHDOWN
	ISU 34	4:42	6-29	2:57	Punt
2nd	ISU 20	13:24	7-32	3:49	Punt
	ISU 48	7:23	5-33	2:22	Fumble
3rd	ISU 24	14:56	2-76	0:53	TOUCHDOWN
	ISU 13	12:19	8-45	3:58	Punt
4th	ISU 6	2:09	3-0	1:45	Punt
	ISU 25	12:10	13-66	4:24	FIELD GOAL
	ISU 25	4:51	6-36	2:51	Downs

MIDDLE TENNESSEE

QTR.	START	TIME	PLAYS-YDS	TOP	RESULT
1st	M 25	11:01	3-(-1)	1:06	Punt
	M 25	4:54	3-8	1:52	Punt
	M 25	0:15	6-20	2:18	Punt
2nd	M 25	8:33	6-32	3:21	Punt
	I 41	3:37	3-(-5)	1:50	Punt
3rd	M 25	15:00	5-4	2:46	Punt
	M 25	10:52	13-49	5:28	FIELD GOAL
4th	M 25	2:19	3-4	1:44	Punt
	M 25	10:01	7-17	2:49	Punt





IOWA FOOTBALL

33 Bowl Games 11 Big Ten Championships 28 Consensus All-America Honors 14 CFB Hall of Fame Inductees

IOWA DRIVE CHARTS

MICHIGAN

QTR.	START	TIME	PLAYS-YDS	TOP	RESULT
1st	IA 21	13:48	1-(-3)	0:07	Fumble
	IA 25	12:19	4-17	1:42	Punt
	IA 50	8:33	3-(-2)	1:47	Punt
	IA 39	6:05	2-4	0:52	Interception
	IA 35	3:43	14-61	6:25	FIELD GOAL
2nd	IA 20	9:36	9-38	4:07	Punt
	IA 48	3:37	5-19	2:08	Interception
3rd	IA 25	15:00	8-39	3:45	Interception
	IA 20	8:44	5-5	3:37	Punt
	IA 33	1:13	4-28	1:26	Punt
4th	IA 20	11:01	4-7	2:47	Punt
	IA 33	7:08	6-16	4:16	Punt
	IA 43	1:35	8-12	0:58	Downs

PENN STATE

QTR.	START	TIME	PLAYS-YDS	TOP	RESULT
1st	IA 25	15:00	3-5	1:27	Punt
	IA 17	11:57	10-28	3:26	Punt
	IA 33	7:40	11-38	5:28	FIELD GOAL
	IA 21	0:02	3-6	0:46	Punt
2nd	IA 29	8:36	8-45	3:35	Missed FG
	IA 11	1:46	10-84	1:26	FIELD GOAL
3rd	IA 3	10:32	5-24	2:42	Punt
	IA 8	6:19	4-8	1:33	Fumble
	IA 25	2:08	7-34	3:08	Punt
4th	IA 4	10:13	3-17	0:51	Interception
	IA 13	5:17	12-87	2:46	TOUCHDOWN

PURDUE

QTR.	START	TIME	PLAYS-YDS	TOP	RESULT
1st	IA 25	15:00	15-63	7:15	FIELD GOAL
	IA 18	5:52	7-56	3:10	FIELD GOAL
2nd	IA 9	11:55	5-21	2:49	Punt
	IA 45	6:49	8-31	4:35	FIELD GOAL
3rd	IA 28	11:53	9-72	4:27	TOUCHDOWN
	P 47	6:47	3-4	1:34	Punt
	IA 33	2:48	7-47	2:54	FIELD GOAL
4th	IA 25	13:33	3-3	0:59	Interception
	IA 10	11:36	5-6	2:48	Punt
	IA 30	7:12	4-16	3:22	Punt
	P 35	2:59	2-35	0:43	TOUCHDOWN

NORTHWESTERN

QTR.	START	TIME	PLAYS-YDS	TOP	RESULT
1st	IA 30	15:00	3-4	0:57	Punt
	N 21	13:29	4-(-7)	1:30	Missed FG
	IA 50	9:32	3-50	0:54	TOUCHDOWN
	IA 21	6:34	3-7	1:33	Punt
	IA 21	3:52	15-57	6:27	FIELD GOAL
	IA 2	7:43	5-49	3:18	Punt
	IA 46	2:37	3-9	1:59	Punt
2nd	IA 41	11:24	13-59	6:01	TOUCHDOWN
	IA 28	2:16	3-3	1:26	Punt
3rd	IA 29	14:48	9-61	4:50	FIELD GOAL
	IA 44	7:09	4-(-14)	2:15	Punt
4th	N 44	2:21	4-(-5)	2:21	Downs

OPPONENT DRIVE CHARTS

MICHIGAN

QTR.	START	TIME	PLAYS-YDS	TOP	RESULT
1st	M 25	15:00	5-14	1:12	Punt
	IA 18	13:41	4-8	1:22	FIELD GOAL
	M 30	10:37	6-70	2:04	TOUCHDOWN
	M 40	6:46	2-5	0:41	Interception
	M 31	5:13	3-4	1:30	Punt
2nd	M 29	12:18	5-17	2:42	Punt
	M 14	5:29	3-0	1:52	Punt
	M 4	1:29	6-56	1:29	Missed FG
3rd	M 30	11:15	5-22	2:31	Punt
	M 19	5:07	6-6	3:54	Punt
	M 20	14:47	10-64	3:46	Missed FG
4th	M 40	8:14	3-2	1:06	Punt
	M 15	2:52	3-8	1:17	Punt

PENN STATE

QTR.	START	TIME	PLAYS-YDS	TOP	RESULT
1st	IA 41	13:33	3-(-8)	1:36	Punt
	P 20	8:31	3-1	0:51	Punt
	P 20	2:12	5-17	2:10	Punt
	P 15	14:16	15-85	5:40	TOUCHDOWN
2nd	P 26	5:01	9-26	3:15	Punt
	P 20	15:00	9-34	4:28	Punt
3rd	P 28	7:50	3-2	1:31	Punt
	IA 16	4:46	6-1	2:38	FIELD GOAL
4th	P 10	14:00	10-53	3:47	Punt
	I 35	9:22	8-35	4:05	TOUCHDOWN
	P 25	2:31	6-7	2:31	Half

PURDUE

QTR.	START	TIME	PLAYS-YDS	TOP	RESULT
1st	P 25	7:45	6-29	1:53	Punt
	P 39	2:42	12-52	5:47	Fumble
2nd	P 20	9:06	3-(-7)	2:17	Punt
	P 22	2:14	7-78	1:36	TOUCHDOWN
3rd	P 25	15:00	8-35	3:07	Interception
	P 18	7:26	3-0	0:39	Punt
	P 11	5:13	5-18	2:25	Punt
4th	P 41	14:54	3-3	1:21	Punt
	IA 9	12:34	4-(-1)	0:58	FIELD GOAL
	P 21	8:48	3-6	1:36	Punt
	P 12	3:50	5-70	0:51	FIELD GOAL
	P 28	2:16	11-72	1:52	TOUCHDOWN

NORTHWESTERN

QTR.	START	TIME	PLAYS-YDS	TOP	RESULT
1st	N19	14:03	3-5	0:34	Interception
	N 28	11:59	7-22	2:27	Downs
	N 25	8:38	6-14	2:04	Punt
	N 34	5:01	3-3	1:09	Punt
	N 21	12:20	9-37	4:37	Punt
2nd	N 16	4:25	3-5	1:48	Punt
	N 25	15:00	8-34	3:36	Downs
3rd	N 35	5:23	8-37	3:07	Downs
	N 34	0:50	3-4	1:02	Punt
4th	N 15	9:53	9-41	2:44	Downs
	N 14	4:54	7-16	2:33	Punt





IOWA FOOTBALL

33 Bowl Games 11 Big Ten Championships 28 Consensus All-America Honors 14 CFB Hall of Fame Inductees

IOWA DRIVE CHARTS

WISCONSIN

QTR.	START	TIME	PLAYS-YDS	TOP	RESULT
1st	IA 28	12:41	4-15	2:45	Punt
	W 16	8:40	4-10	1:02	FIELD GOAL
	IA 20	1:38	6-39	2:52	Fumble
2nd	IA 25	9:44	8-53	3:13	FIELD GOAL
3rd	IA 25	15:00	4-18	2:02	Punt
	IA 42	10:59	4-15	1:59	Punt
	IA 39	6:11	3-(-2)	1:47	Punt
	IA 25	2:16	9-75	3:10	TOUCHDOWN
4th	W 47	12:42	10-26	3:15	FIELD GOAL
	IA 25	3:23	1-75	0:11	TOUCHDOWN

MINNESOTA

QTR.	START	TIME	PLAYS-Yds	TOP	RESULT
1st	IA 25	15:00	8-75	3:34	TOUCHDOWN
	IA 32	5:45	9-68	5:27	TOUCHDOWN
	IA 31	9:40	6-69	3:20	TOUCHDOWN
2nd	IA 2	2:24	3-9	1:45	Punt
	IA 25	11:35	8-21	3:35	Punt
3rd	IA 22	1:16	6-20	3:22	Punt
	M 39	11:22	10-29	4:09	FIELD GOAL
4th	M 47	3:27	3-5	1:35	Punt
	M 48	0:46	2-(-6)	0:46	Half

ILLINOIS

QTR.	START	TIME	PLAYS-Yds	TOP	RESULT
1st	IA 25	15:00	9-75	4:44	TOUCHDOWN
	ILL 43	9:10	5-18	1:00	Missed FG
	IA 25	6:26	3-0	0:59	Punt
	IA 44	4:01	3-6	1:27	Punt
	IA 25	14:17	10-70	4:43	FIELD GOAL
2nd	IA 38	7:14	6-28	2:36	Interception
	IA 44	3:58	5-27	1:32	Missed FG
	ILL 49	0:12	2-22	0:12	FIELD GOAL
	IA 20	13:01	6-20	2:19	Punt
3rd	IA 33	3:57	8-61	4:49	FIELD GOAL
	IA 16	10:52	3-9	2:04	Punt
4th	ILL 47	7:46	9-36	5:02	FIELD GOAL
	ILL 26	1:58	4-5	0:22	Downs

NEBRASKA

QTR.	START	TIME	PLAYS-Yds	TOP	RESULT
1st	IA 25	15:00	4-17	1:27	Punt
	IA 44	11:39	2-56	0:35	TOUCHDOWN
	IA 4	9:21	3-6	2:19	Punt
	IA 37	3:58	2-63	0:50	TOUCHDOWN
	IA 28	2:06	13-41	5:29	FIELD GOAL
2nd	IA 27	9:41	2-7	0:47	Interception
	IA 8	5:06	5-14	2:02	Punt
3rd	IA 29	11:01	3-(-1)	1:01	Punt
	IA 21	8:22	3-(-7)	1:56	Punt
	IA 32	0:28	3-9	1:02	Punt
4th	N 45	12:36	3-1	1:44	Punt
	IA 47	9:10	6-19	4:38	Punt
	IA 37	3:14	2-33	0:42	Fumble
	IA 26	0:32	6-44	0:32	FIELD GOAL

OPPONENT DRIVE CHARTS

WISCONSIN

QTR.	START	TIME	PLAYS-YDS	TOP	RESULT
1st	W 25	15:00	5-14	2:19	Punt
	W 17	9:56	3-(-1)	1:16	Fumble
	W 29	7:32	11-58	5:54	Missed FG
2nd	W 41	13:46	7-59	4:02	TOUCHDOWN
	W 24	6:22	13-76	6:08	TOUCHDOWN
3rd	W 15	12:58	3-7	1:59	Punt
	W 9	9:00	6-18	2:49	Punt
	W 14	4:24	4-86	2:08	TOUCHDOWN
4th	W 21	14:00	3-20	1:18	Interception
	W 25	9:27	10-64	5:58	FIELD GOAL
	W 25	3:12	8-62	3:12	Half

MINNESOTA

QTR.	START	TIME	PLAYS-Yds	TOP	RESULT
1st	M 21	11:21	12-47	5:36	Missed FG
	M 7	0:12	12-87	5:25	FIELD GOAL
2nd	M 25	6:20	9-42	3:56	Punt
	IA 46	0:39	5-44	0:39	FIELD GOAL
3rd	M 34	15:00	6-66	3:25	TOUCHDOWN
	M 10	8:00	12-76	6:44	Downs
4th	M 23	12:54	3-(-1)	1:32	Punt
	M 25	7:13	9-75	3:46	TOUCHDOWN
	M 20	1:52	4-(-11)	1:06	Interception

ILLINOIS

QTR.	START	TIME	PLAYS-Yds	TOP	RESULT
1st	ILL 25	10:16	3-6	1:06	Interception
	ILL 25	8:10	6-75	1:44	TOUCHDOWN
	ILL 21	5:27	3-2	1:26	Punt
	ILL 11	2:34	7-24	3:17	Punt
	ILL 25	9:34	6-7	2:20	Punt
2nd	ILL 19	4:38	3-2	0:40	Punt
	ILL 29	2:26	9-20	2:14	Downs
3rd	ILL 28	15:00	5-51	1:59	Interception
	ILL 13	10:42	12-54	6:45	Missed FG
4th	ILL 25	14:08	9-65	3:16	FIELD GOAL
	ILL 37	8:48	3-10	1:02	Fumble
	ILL 25	2:44	4-1	0:46	Downs
	ILL 21	1:36	5-7	1:36	Half

NEBRASKA

QTR.	START	TIME	PLAYS-Yds	TOP	RESULT
1st	N 13	13:33	3-6	1:54	Punt
	N 25	11:04	7-36	1:43	Punt
	IA 37	7:02	7-13	2:59	FIELD GOAL
	N 25	3:08	3-4	1:02	Punt
	N 25	11:37	3-5	1:56	Punt
2nd	N 25	8:41	7-26	3:35	Punt
	N 35	3:04	7-34	2:23	Interception
3rd	N 15	14:56	10-22	3:55	Punt
	N 41	10:00	5-59	1:36	TOUCHDOWN
	N 40	6:26	13-60	5:54	TOUCHDOWN
4th	N 9	14:26	3-8	1:50	Punt
	N 2	10:52	3-9	1:42	Punt
	N 20	4:32	3-(-7)	1:18	Punt
	N 30	2:23	6-9	2:00	Punt





IOWA FOOTBALL

33 Bowl Games 11 Big Ten Championships 28 Consensus All-America Honors 14 CFB Hall of Fame Inductees

PASSING

Peyton Mansell (So.)

Att: 3 vs. UNI (9/15/18)
Comp: 2, 2X, last vs. UNI (9/15/18)
Yards: 35 vs. Northern Illinois (9/1/18)
Long: 30 vs. Northern Illinois (9/1/18)

Nate Stanley (Sr.)

Att: 49 at Penn State (10/27/18)
Comp: 27, 2X, last vs. Northwestern (11/10/18)
Yards: 333 at Iowa State (9/9/17)
TDs: 6 at Indiana (10/13/18)
Long: 75, 2X, last at Wisconsin (11/9/19)

Spencer Petras (RS Fr.)

Att: 6 vs. Rutgers (9/7/19)
Comp: 3, 2X, last vs. MTSU (9/28/19)
Yards: 17 vs. MTSU (9/28/19)
Long: 9 vs. Rutgers (9/7/19)

Colten Rastetter (Sr.)

Att: 1, 4X, last vs. Nebraska (11/23/18)
Comp: 1, 4X, last vs. Nebraska (11/23/18)
Yards: 18 vs. Ohio State (11/4/17)
TD: 1 at Penn State (10/27/18)

RUSHING

Max Cooper (Jr.)

Att: 1 at Indiana (10/13/18)
Yards: 9 at Indiana (10/13/18)
Long: 9 at Indiana (10/13/18)

Tyler Goodson (Fr.)

Att: 21 vs. Illinois (11/23/19)
Yards: 121 at Nebraska (11/29/19)
Long: 55 at Nebraska (11/29/19)
TD: 1, 4X, last at Nebraska (11/29/19)

Ivory Kelly-Martin (Jr.)

Att: 24 vs. Maryland (10/20/18)
Yards: 98 vs. Maryland (10/20/18)
Long: 57 at Nebraska (11/24/17)
TD: 2 vs. North Texas (9/16/17)

Peyton Mansell (So.)

Att: 3 vs. Maryland (10/20/18)
Yards: 17 vs. Maryland (10/20/18)
TD: 1 vs. Northern Illinois (9/1/18)
Long: 16 vs. Maryland (10/20/18)

Oliver Martin (So.)

Att: 1 vs. Rutgers (9/7/19)
Yards: 5 vs. Rutgers (9/7/19)
Long: 5 vs. Rutgers (9/7/19)

Turner Pallissard (RS Fr.)

Att: 1 vs. MTSU (9/28/19)

Spencer Petras (RS Fr.)

Att: 1 vs. MTSU (9/28/19)
Yards: 1 vs. MTSU (9/28/19)
Long: 1 vs. MTSU (9/28/19)
TD: 1 vs. MTSU (9/28/19)

Monte Pottebaum (RS Fr.)

Att: 1 vs. MTSU (9/28/19)

Nico Ragaini (RS Fr.)

Att: 1 vs. Miami, Ohio (8/31/19)
Yards: 2 vs. Miami, Ohio (8/31/19)
Long: 2 vs. Miami, Ohio (8/31/19)

Colton Rastetter (Sr.)

Att: 1 vs. Ohio State (11/4/17)
Yards: 7 vs. Ohio State (11/4/17)
Long: 7 vs. Ohio State (11/4/17)

Brady Ross (Sr.)

Att: 2, 3X, last vs. Purdue (10/19/19)
Yards: 5, 2X, last at Minnesota (10/6/18)
Long: 5 at Minnesota (10/6/18)
TD: 1 vs. MTSU (9/28/19)

Mekhi Sargent (Jr.)

Att: 26 vs. Nebraska (11/23/18)
Yards: 173 vs. Nebraska (11/23/18)
Long: 32 vs. Nebraska (11/23/18)
TD: 2, 3X, last at Illinois (11/17/18)

Ihmir Smith-Marsette (Jr.)

Att: 2, 3X, last vs. Illinois (11/23/19)
Yards: 45 at Nebraska (11/29/19)
Long: 45 at Nebraska (11/29/19)
TD: 1, 2X, last at Nebraska (11/29/19)

Nate Stanley (Sr.)

Att: 8, 3X, last vs. Minnesota (11/16/19)
Yards: 20 vs. Miami, Ohio (8/31/19)
Long: 16 vs. Miami, Ohio (8/31/19)
TD: 1, 2X, last at Iowa State (9/14/19)

Tyrone Tracy, Jr. (RS Fr.)

Att: 1, 6X, last at Nebraska (11/29/19)
Yards: 11 vs. Minnesota (11/16/19)
Long: 11 vs. Minnesota (11/16/19)

Tristan Wirfs (Jr.)

Att: 1 at Penn State (10/27/18)
Yards: 15 at Penn State (10/27/18)
Long: 15 at Penn State (10/27/18)

Toren Young (Jr.)

Att: 21 vs. Iowa State (9/8/18)
Yards: 131 vs. MTSU (9/28/19)
Long: 52 vs. MTSU (9/28/19)
TD: 2 at Illinois (11/17/18)

RECEIVING

Shaun Beyer (Jr.)

Catches: 3 vs. Miami, Ohio (8/31/19)
Yards: 40 vs. Illinois (11/23/19)
Long: 40 vs. Illinois (11/23/19)

Max Cooper (Jr.)

Catches: 1, 4X, last at Wisconsin (11/9/19)
Yards: 7 vs. UNI (9/15/18)
Long: 7 vs. UNI (9/15/18)

A.J. Epenesa (Jr.)

Catches: 1 at Michigan State (9/30/17)
Yards: 15 at Michigan State (9/30/17)
Long: 15 at Michigan State (9/30/17)

Tyler Goodson (Fr.)

Catches: 5 at Michigan (10/5/19)
Yards: 62 at Michigan (10/5/19)
Long: 31 at Michigan (10/5/19)

Ivory Kelly-Martin (Jr.)

Catches: 3 vs. Northwestern (11/10/18)
Yards: 40 at Minnesota (10/6/18)
TD: 1 vs. Illinois (10/7/17)
Long: 25, 2X, last vs. Rutgers (9/7/19)

Sam LaPorta (Fr.)

Catches: 3 at Nebraska (11/29/19)
Yards: 43 at Northwestern (10/26/19)
Long: 41 at Northwestern (10/26/19)

Oliver Martin (So.)

Catches: 2, 2X, last vs. Rutgers (9/7/19)
Yards: 14 vs. Miami, Ohio (8/31/19)
Long: 9, 2X, last vs. Rutgers (9/7/19)
TD: 1 vs. Miami, Ohio (8/31/19)

Nico Ragaini (RS Fr.)

Catches: 7 vs. Penn State (10/12/19)
Yards: 55 vs. Penn State (10/12/19)
Long: 45 vs. Miami, Ohio (8/31/19)
TD: 1, 2X, last vs. Minnesota (11/16/19)

Brady Ross (Sr.)

Catches: 1, 7X, last vs. Miami, Ohio (8/31/19)
Yards: 11 vs. Wisconsin (9/22/18)
Long: 11 vs. Wisconsin (9/22/18)

Mekhi Sargent (Jr.)

Catches: 4, 2X, last vs. Miami, Ohio (8/31/19)
Yards: 65 vs. Miami, Ohio (8/31/19)
TD: 1 vs. Nebraska (11/23/18)
Long: 48 vs. UNI (9/15/18)

Brandon Smith (Jr.)

Catches: 9 vs. Purdue (10/19/19)
Yards: 106 vs. Purdue (10/19/19)
TD: 2 vs. MTSU (9/28/19)
Long: 34 at Michigan (10/5/19)

Ihmir Smith-Marsette (Jr.)

Catches: 5 vs. Penn State (10/12/19)
Yards: 121 vs. Illinois (11/23/19)
TD: 2, 2X, last vs. Rutgers (9/7/19)
Long: 60 at Minnesota (10/6/18)

Tyrone Tracy, Jr. (RS Fr.)

Catches: 6, 2X, last vs. Illinois (11/23/19)
Yards: 130 at Wisconsin (11/9/19)
TD: 1, 3X, last at Wisconsin (11/9/19)
Long: 75 at Wisconsin (11/9/19)

Nate Wieting (Sr.)

Catches: 4 vs. Penn State (10/12/19)
Yards: 54 vs. Penn State (10/12/19)
Long: 30 vs. Northern Illinois (9/1/18)

Toren Young (Jr.)

Catches: 2, 2X, last vs. Mississippi St. (1/1/19)
Yards: 23 at Northwestern (10/21/17)
TD: 1 at Indiana (10/13/18)
Long: 23 at Northwestern (10/21/17)





IOWA FOOTBALL

33 Bowl Games 11 Big Ten Championships 28 Consensus All-America Honors 14 CFB Hall of Fame Inductees

DEFENSE

Dane Belton (Fr.)

Tackles: 6 vs. Purdue (10/19/19)
Solo: 4 vs. Minnesota (11/16/19)
Asst: 3, 2X, last at Nebraska (11/29/19)
TFL: 1 at Northwestern (10/26/19)

Seth Benson (RS Fr.)

Tackles: 4 vs. Miami, Ohio (8/31/19)
Solo: 2 vs. Miami, Ohio (8/31/19)
Asst: 2, 2X, last at Iowa State (9/14/19)

Shaun Beyer (Jr.)

Tackles: 1 at Penn State (10/27/18)
Solo: at Penn State (10/27/18)

Julius Brents (So.)

Tackles: 4 vs. Wisconsin (9/22/18)
Solo: 3 at Penn State (10/27/18)
Asst: 2, 2X, last at Minnesota (10/6/18)
INT: 1 at Minnesota (10/6/18)
PB: 2 at Minnesota (10/6/18)

Jack Campbell (Fr.)

Tackles: 4 vs. Purdue (10/19/19)
Solo: 2 vs. Purdue (10/19/19)
Asst: 2 vs. Purdue (10/19/19)

Djimon Colbert (So.)

Tackles: 8, 3X, last at Iowa State (9/14/19)
Solo: 6 vs. Miami, Ohio (8/31/19)
Asst: 5, 2X, last at Iowa State (9/14/19)
INT: 1 vs. Rutgers (9/7/19)
TFL: 1, 3X, last at Nebraska (11/29/19)
PB: 1, 4X, last vs. Minnesota (11/16/19)
QH: 1 at Nebraska (11/29/19)

Max Cooper (Jr.)

Tackles: 1 vs. UNI (9/15/18)
Solo: 1 vs. UNI (9/15/18)

Dillon Doyle (RS Fr.)

Tackles: 7, 2X, last at Wisconsin (11/9/19)
Solo: 4, 2X, last at Wisconsin (11/9/19)
Asst: 3, 3X, last at Wisconsin (11/9/19)
TFL: .5 at Northwestern (10/26/19)
FF: 1 at Michigan (10/5/19)
QH: 1 at Northwestern (10/26/19)

Wes Dvorak (Sr.)

Tackles: 1, 5X, last at Northwestern (10/26/19)
Solo: 1 vs. Ohio State (11/4/17)
Asst: 1, 4X, last at Northwestern (10/26/19)

A.J. Epenesa (Jr.)

Tackles: 14 at Nebraska (11/29/19)
Solo: 9 at Nebraska (11/29/19)
Asst: 5 at Nebraska (11/29/19)
Sacks: 2.5 vs. Minnesota (11/16/19)
TFL: 4.5 at Nebraska (11/29/19)
FF: 1, 8X, last vs. Illinois (11/23/19)
FR: 1 at Illinois (11/17/18)
QH: 4 vs. Rutgers (9/7/19)
PB: 1, 8X, last vs. Purdue (10/19/19)
Punt Block: 1 at Illinois (11/17/18)

Joe Evans (RS Fr.)

Tackles: 3 vs. Minnesota (11/16/19)
Solo: 2 vs. Minnesota (11/16/19)
Asst: 1, 2X, last vs. Minnesota (11/16/19)
TFL: 1.5, 2X, last vs. Minnesota (11/16/19)
Sacks: 1.5, 2X, last vs. Minnesota (11/16/19)
QH: 1 at Northwestern (10/26/19)

Chauncey Golston (Jr.)

Tackles: 8, 2X, last vs. Penn State (10/12/19)
Solo: 5 at Michigan (10/5/19)
Asst: 4 vs. Penn State (10/12/19)
Sack: 1, 5X, last vs. Penn State (10/12/19)
TFL: 2.5 at Northwestern (10/26/19)
FR: 1, 3X, last vs. Mississippi State (1/1/19)
INT: 1, 2X, last at Northwestern (10/26/19)
QH: 3 vs. Purdue (10/19/19)
PB: 1, 3X, last vs. Illinois (11/23/19)

Matt Hankins (Jr.)

Tackles: 11 vs. Purdue (10/19/19)
Solo: 8 vs. Purdue (10/19/19)
Asst: 4 vs. Boston College (12/27/17)
TFL: 1 at Nebraska (11/29/19)
PB: 3 vs. Illinois (11/23/19)
INT: 1, 2X, last vs. Illinois (11/23/19)
QH: 1 at Nebraska (11/29/19)

Jermari Harris (Fr.)

Tackles: 2 vs. MTSU (9/28/19)
Solo: 2 vs. MTSU (9/28/19)

D.J. Johnson (RS Fr.)

Tackles: 8 at Iowa State (9/14/19)
Solo: 6 at Iowa State (9/14/19)
Asst: 2 at Iowa State (9/14/19)
PB: 2 at Iowa State (9/14/19)

Amani Jones (Sr.)

Tackles: 9 at Minnesota (10/6/18)
Solo: 5 at Minnesota (10/6/18)
Asst: 4 at Minnesota (10/6/18)
Sack: 1, 2X, last vs. Miami, Ohio (8/31/19)
TFL: 2 at Minnesota (10/6/18)
PB: 1 at Purdue (10/15/16)

Ivory Kelly-Martin (Jr.)

Tackles: 1, 4X, last at Wisconsin (11/11/17)
Solo: 1, 2X, last at Wisconsin (11/11/17)
Asst: 1, 2X, last vs. Minnesota (10/28/17)

Jack Koerner (So.)

Tackles: 13 vs. Penn State (10/12/19)
Solo: 5, 5X, last at Nebraska (11/29/19)
Asst: 9 vs. Penn State (10/12/19)
INT: 1 at Nebraska (11/29/19)
FF: 1 at Michigan (10/5/19)
FR: 1, 2X, last vs. Illinois (11/23/19)
PB: 2 at Iowa State (9/14/19)

Cedrick Lattimore (Sr.)

Tackles: 7 vs. Penn State (10/12/19)
Solo: 4, 2X, last at Nebraska (11/29/19)
Asst: 5 vs. Penn State (10/12/19)
Sack: 1, 5X, last at Northwestern (10/26/19)
TFL: 1, 5X, last at Northwestern (10/26/19)
FF: 1 at Illinois (11/19/16)
FR: 1 at Wisconsin (11/9/19)
QH: 1, 6X, last vs. Illinois (11/23/19)

Peyton Mansell (So.)

Tackles: 1 vs. UNI (9/15/18)
Solo: 1 vs. UNI (9/15/18)

Henry Marchese (RS Fr.)

Tackles: 1, 2X, last at Nebraska (11/29/19)
Asst: 1, 2X, last at Nebraska (11/29/19)

Kaevon Merriweather (So.)

Tackles: 5 vs. Miami, Ohio (8/31/19)
Solo: 2 vs. Miami, Ohio (8/31/19)
Asst: 3 vs. Miami, Ohio (8/31/19)
PB: 1 vs. Miami, Ohio (8/31/19)

John Milani (Sr.)

Tackles: 2, 4X, last vs. Illinois (11/23/19)
Solo: 2 at Purdue (11/3/18)
Asst: 1, 7X, last vs. Illinois (11/23/19)
FR: 1 at Nebraska (11/29/19)

Riley Moss (So.)

Tackles: 6 at Indiana (10/13/18)
Solo: 6 at Indiana (10/13/18)
Asst: 2 vs. Maryland (10/20/18)
TFL: 1 vs. Purdue (10/19/19)
INT: 2 at Minnesota (10/6/18)
PB: 2 vs. Maryland (10/20/18)

Nick Niemann (Jr.)

Tackles: 10 vs. Wisconsin (9/22/18)
Solo: 4, 2X, last vs. Penn State (10/12/19)
Asst: 7 vs. Wisconsin (9/22/18)
Sack: 1 vs. Iowa State (9/8/18)
TFL: 1, 3X, last at Michigan (10/5/19)
QH: 1, 3X, last at Iowa State (9/14/19)

Daviyon Nixon (So.)

Tackles: 7 vs. MTSU (9/28/19)
Solo: 5 vs. MTSU (9/28/19)
Asst: 2, 2X, last at Northwestern (10/26/19)
Sack: 2 at Northwestern (10/26/19)
TFL: 2.5 vs. MTSU (9/28/19)
QH: 1, 5X, last vs. Purdue (10/19/19)
PB: 1 at Northwestern (10/26/19)

Michael Ojemudia (Sr.)

Tackles: 8, 3X, last vs. Illinois (11/23/19)
Solo: 8 vs. Illinois (11/23/19)
Asst: 4, 2X, last vs. Wisconsin (9/22/18)
TFL: 1 at Nebraska (11/29/19)
INT: 1, 6X, last vs. Illinois (11/23/19)
PB: 2, 3X, last at Northwestern (10/26/19)

Landan Paulsen (Sr.)

Tackles: 1 vs. Miami, Ohio (8/31/19)
Solo: 1 vs. Miami, Ohio (8/31/19)

Brady Reiff (Sr.)

Tackles: 6 vs. Penn State (10/12/19)
Solo: 3, 2X, last at Wisconsin (11/9/19)
Asst: 4 vs. Penn State (10/12/19)
Sack: 1, 3X, last at Wisconsin (11/9/19)
TFL: 1, 3X, last at Wisconsin (11/9/19)
INT: 1 vs. Wyoming (9/2/17)
QH: 1, 2X, last vs. Miami, Ohio (8/31/19)
PB: 1, 4X, last at Northwestern (10/26/19)
FF: 1 vs. Ohio State (11/4/17)

Terry Roberts (RS Fr.)

Tackles: 2, 4X, last vs. Purdue (10/19/19)
Solo: 1, 3X, last vs. Minnesota (11/16/19)
Asst: 2, 2X, last vs. Purdue (10/19/19)





IOWA FOOTBALL

33 Bowl Games 11 Big Ten Championships 28 Consensus All-America Honors 14 CFB Hall of Fame Inductees

Brady Ross (Sr.)

Tackles: 2 vs. Boston College (12/27/17)
Solo: 1, 8X, last vs. Penn State (10/12/19)
Asst: 1 vs. Boston College (12/27/17)
FR: 1 vs. Michigan (11/12/16)

Mekhi Sargent (Jr.)

Tackles: 1 at Illinois (11/17/18)
Solo: 1 at Illinois (11/17/18)

Austin Schulte (Jr.)

Tackles: 4 vs. Penn State (10/12/19)
Solo: 2 vs. Illinois (11/23/19)
Asst: 3 vs. Penn State (10/12/19)
TFL: 1 vs. Penn State (10/12/19)
QH: 1 vs. Purdue (10/19/19)

Noah Shannon (RS Fr.)

Tackles: 1, 5X, last at Nebraska (11/29/19)
Solo: 1, 2X, last vs. MTSU (9/28/19)
Asst: 1, 3X, last at Nebraska (11/29/19)
FF: 1 vs. Rutgers (9/7/19)
FR: 1 vs. Rutgers (9/7/19)

Caleb Shudak (RS Fr.)

Tackles: 1, 2X, last vs. Minnesota (11/16/19)
Solo: 1, 2X, last vs. Minnesota (11/16/19)

Brandon Smith (Jr.)

Tackles: 1 at Michigan (10/5/19)
Asst: 1 at Michigan (10/5/19)

Ihmir Smith-Marsette (Jr.)

Tackles: 1, 2X, last vs. Illinois (11/23/19)
Solo: 1, 2X, last vs. Illinois (11/23/19)

Nate Stanley (Sr.)

Tackles: 1, 3X, last vs. Purdue (10/19/19)
Solo: 1, 3X, last vs. Purdue (10/19/19)

Geno Stone (Jr.)

Tackles: 8, 4X, last at Nebraska (11/29/19)
Solo: 7, 2X, last at Northwestern (10/26/19)
Asst: 6 at Nebraska (11/24/17)
TFL: 2 vs. Illinois (11/23/19)
Sack: 1 vs. Illinois (11/23/19)
FF: 1, 3X, last vs. Purdue (10/19/19)
FR: 1 vs. Purdue (10/19/19)
INT: 1, 6X, last at Michigan (10/5/19)
PB: 1, 5X, last vs. Minnesota (11/16/19)
QH: 1, 2X, last vs. Illinois (11/23/19)

Jackson Subbert (Sr.)

Tackles: 1, 3X, last at Northwestern (10/26/19)
Solo: 1, 2X, last at Minnesota (10/6/18)
Asst: 1 at Northwestern (10/26/19)

Tyrone Tracy, Jr. (RS Fr.)

Tackles: 1 at Michigan (10/5/19)
Solo: 1 at Michigan (10/5/19)

Zach VanValkenburg (Jr.)

Tackles: 3 vs. MTSU (9/28/19)
Solo: 1, 2X, last at Northwestern (10/26/19)
Asst: 3 vs. MTSU (9/28/19)

Barrington Wade (Jr.)

Tackles: 3 vs. MTSU (9/28/19)
Solo: 1, 3X, last at Wisconsin (11/9/19)
Asst: 3 vs. MTSU (9/28/19)
TFL: .5 vs. MTSU (9/28/19)

John Waggoner (RS Fr.)

Tackles: 1, 2X, last vs. Illinois (11/23/19)
Solo: 1 vs. Purdue (10/19/19)
Asst: 1 vs. Illinois (11/23/19)
TFL: 1 vs. Purdue (10/19/19)
Sack: 1 vs. Purdue (10/19/19)

Kristian Welch (Sr.)

Tackles: 12 vs. Illinois (11/23/19)
Solo: 10 vs. Illinois (11/23/19)
Asst: 6 at Nebraska (11/29/19)
Sacks: 1, 4X, last vs. Illinois (11/23/19)
TFL: 1.5, 3X, last at Nebraska (11/29/19)
FF: 1, 2X, last vs. Illinois (11/23/19)
INT: 1, 2X, last at Illinois (11/17/18)
FR: 1 vs. UNI (9/15/18)
QH: 1 vs. Rutgers (9/7/19)
PB: 1, 4X, last at Nebraska (11/29/19)

Tristan Wirfs (Jr.)

Tackles: 1 at Penn State (10/27/18)
Solo: at Penn State (10/27/18)

Devonte Young (Sr.)

Tackles: 4 vs. Purdue (10/19/19)
Solo: 4 vs. Purdue (10/19/19)
Asst: 1, 5X, last at Nebraska (11/29/19)
FR: 1 at Iowa State (9/14/19)

PUNT RETURNS

Max Cooper (Jr.)

Returns: 1, 4X, last vs. Illinois (11/23/19)
Yards: 16 vs. Illinois (11/23/19)
Long: 16 vs. Illinois (11/23/19)

Nico Ragaini (RS Fr.)

Returns: 4 at Michigan (10/5/19)
Yards: 54 at Michigan (10/5/19)
Long: 17 at Michigan (10/5/19)

Geno Stone (Jr.)

Returns: 1 vs. Purdue (10/19/19)
Yards: 8 vs. Purdue (10/19/19)
Long: 8 vs. Purdue (10/19/19)

KICKOFF RETURNS

Amani Jones (Sr.)

Returns: 1 at Michigan State (9/30/17)
Yards: 15 at Michigan State (9/30/17)
Long: 15 at Michigan State (9/30/17)

Ivory Kelly-Martin (Jr.)

Returns: 3, 3X, last at Wisconsin (11/11/17)
Yards: 67 vs. Penn State (9/23/17)
Long: 35 at Michigan State (9/30/17)

Monte Pottebaum (RS Fr.)

Returns: 1 at Nebraska (11/29/19)
Yards: 10 at Nebraska (11/29/19)
Long: 10 at Nebraska (11/29/19)

Brady Ross (Sr.)

Returns: 1, 2X, last at Purdue (10/15/16)
Yards: 13 vs. North Dakota St. (9/17/16)
Long: 13 vs. North Dakota St. (9/17/16)

Ihmir Smith-Marsette (Jr.)

Returns: 5 vs. Mississippi State (1/1/19)
Yards: 150 vs. Mississippi State (1/1/19)
Long: 95 at Nebraska (11/29/19)
TD: 1 at Nebraska (11/29/19)

Devonte Young (Sr.)

Returns: 1, 4X last at Nebraska (11/29/19)
Yards: 24 at Indiana (10/13/18)
Long: 24 at Indiana (10/13/18)

SPECIALISTS

Keith Duncan (Jr.)

FG: 4, 3X, last vs. Illinois (11/23/19)
FGA: 6 vs. Illinois (11/23/19)
PAT: 7 at Purdue (10/15/16)
Long: 49, 2X, last at Nebraska (11/29/19)

Ryan Gersonde (So.)

Punts: 5, 2X, last vs. Minnesota (10/28/17)
Yards: 263 at Northwestern (10/21/17)
Avg.: 52.6 at Northwestern (10/21/17)
Long: 61 at Northwestern (10/21/17)

Colten Rastetter (Sr.)

Punts: 9 at Wisconsin (11/11/17)
Yards: 362 at Wisconsin (11/11/17)
Avg.: 55.0 at Northwestern (10/21/17)
Long: 69 vs. Northern Illinois (9/1/18)

Michael Sleep-Dalton (Sr.)

Punts: 7, 2X, last at Nebraska (11/29/19)
Yards: 290 vs. Rutgers (9/7/19)
Avg: 48.3 vs. Rutgers (9/7/19)
Long: 63 vs. Purdue (10/19/19)

Nate Stanley (Sr.)

Punts: 1, 6X, last at Nebraska (11/29/19)
Yards: 47 vs. Ohio State (11/4/17)
Avg. 47.0 vs. Ohio State (11/4/17)
Long: 47 vs. Ohio State (11/4/17)





IOWA FOOTBALL

33 Bowl Games 11 Big Ten Championships 28 Consensus All-America Honors 14 CFB Hall of Fame Inductees
MOST POINTS

1.	63 at Illinois.....	11-17-18
2.	62 vs. North Texas.....	9-25-15
	62 vs. Northwestern.....	11-9-02
4.	59 vs. Western Michigan.....	9-21-13
	59 vs. Northwestern.....	11-10-01
6.	57 vs. Akron.....	8-31-02
7.	56 at Nebraska.....	11-24-17
	56 vs. Ball State.....	9-3-05
	56 vs. Buffalo.....	9-6-03

FEWEST POINTS ALLOWED

1.	0 at Northwestern.....	10-26-19
	0 vs. Rutgers.....	9-7-19
	0 at Illinois.....	11-17-18
	0 vs. Maryland.....	10-20-18
	0 at Illinois.....	11-19-16
	0 vs. Ball State.....	9-26-10
	0 vs. Minnesota.....	11-21-09
	0 at Minnesota.....	11-22-08
	0 vs. Florida International.....	9-6-08
	0 vs. Syracuse.....	9-8-07
	0 vs. Ball State.....	9-3-05
	0 vs. Kent State.....	9-1-01
	0 vs. Northern Illinois.....	9-18-99

MOST FIRST DOWNS

1.	30 vs. Middle Tennessee.....	9-28-19
	30 vs. Kent State.....	9-1-01
3.	29 at Iowa State.....	9-9-17
	29 vs. Indiana.....	9-30-00
	29 vs. Indiana.....	10-23-99
6.	28 vs. North Texas.....	9-16-17
	28 at Purdue.....	11-9-13
	28 vs. Louisiana-Monroe.....	9-24-11
	28 vs. Ball State.....	9-26-10
	28 at Indiana.....	10-11-08
	28 vs. Minnesota.....	11-19-05
	28 vs. Buffalo.....	9-6-03

FEWEST FIRST DOWNS ALLOWED

1.	5 vs. Rutgers.....	9-7-19
	5 vs. Syracuse.....	9-8-07
3.	6 vs. Eastern Illinois.....	9-4-10
	6 at Minnesota.....	11-22-08
	6 vs. Penn State.....	10-23-04
6.	7 vs. Maryland.....	10-20-18
7.	8 vs. Ball State.....	9-26-10
	8 vs. Arizona.....	9-19-09
9.	9 at Purdue.....	9-27-14
	9 vs. Western Michigan.....	9-21-13
	9 vs. Georgia Tech.....	1-5-10
	9 vs. Penn State.....	10-25-03

MOST RUSHING ATTEMPTS

1.	60 at Iowa State.....	9-14-13
	60 vs. Kent State.....	9-4-04
3.	59 vs. North Texas.....	9-16-17
	59 vs. Northwestern.....	11-10-01
5.	58 vs. Western Michigan.....	9-21-13
	58 vs. Missouri State.....	9-7-13
7.	56 vs. Minnesota.....	11-16-02
8.	55 at Illinois.....	11-15-14
9.	53 at Purdue.....	10-15-16
	53 vs. Minnesota.....	11-17-01
11.	52 vs. Maryland.....	10-20-18
	52 at Purdue.....	11-9-13

FEWEST RUSHING ATT., OPPONENT

1.	17 by North Texas.....	9-16-17
	17 by Miami (Ohio).....	9-7-02
3.	18 by Purdue.....	10-19-19
4.	19 by Iowa State.....	9-14-19
	19 by Kent State.....	9-4-05
6.	20 by Western Michigan.....	9-21-13
	20 by Michigan State.....	10-30-10
	20 by Michigan.....	10-26-02
	20 by Utah State.....	9-21-02
	20 by Texas Tech.....	11-29-01

MOST RUSHING YARDS

1.	376 vs. Akron.....	8-31-02
2.	365 at Purdue.....	10-15-16
	365 vs. Minnesota.....	11-16-02
4.	351 vs. Middle Tennessee.....	9-28-19
5.	318 at Purdue.....	11-9-13
6.	313 at Nebraska.....	11-24-17
7.	304 at Illinois.....	11-15-14
8.	301 vs. Illinois.....	10-1-05
9.	300 vs. Utah State.....	9-21-02
10.	298 vs. Missouri State.....	9-7-13

FEWEST RUSHING YARDS ALLOWED

1.	-13 vs. Kent State.....	9-4-04
2.	6 vs. Northern Iowa.....	9-15-18
3.	7 at Minnesota.....	11-22-08
4.	10 vs. Montana.....	9-2-06
5.	14 vs. Miami (Ohio).....	9-7-02
6.	19 vs. Iowa State.....	9-8-18
	19 vs. Wisconsin.....	10-12-05

MOST PASSES ATTEMPTED

1.	61 vs. Indiana.....	10-23-99
2.	56 at Maryland.....	10-18-14
3.	55 vs. Ball State.....	9-6-14
	55 vs. Florida.....	1-1-06
5.	50 at Penn State.....	10-27-18
6.	51 vs. Minnesota.....	11-20-99
7.	48 vs. Pittsburgh.....	9-17-11
8.	47 vs. Michigan State.....	11-12-11
9.	46 vs. Michigan State.....	10-5-13
	46 vs. Purdue.....	11-6-04

MOST PASSES COMPLETED

1.	36 vs. Indiana.....	9-30-99
2.	35 vs. Ball State.....	9-6-14
3.	32 at Maryland.....	10-18-14
	32 vs. Florida.....	1-1-06
5.	31 vs. Northern Iowa.....	8-30-14
	31 vs. Pittsburgh.....	9-17-11
7.	30 vs. Indiana.....	9-30-00
8.	29 vs. Ohio State.....	10-30-99
9.	28 vs. Minnesota.....	11-20-99

FEWEST PASSES ATT., OPPONENT

1.	9 by Georgia Tech.....	1-5-10
2.	10 by Northwestern.....	10-27-12
3.	13 by Nebraska.....	9-23-00
	13 by Iowa State.....	9-11-99
5.	14 by Wisconsin.....	11-22-14
	14 by Minnesota.....	11-8-14
	14 by Northwestern.....	10-26-13
	14 by Nebraska.....	11-23-12
9.	15 by Nebraska.....	9-4-99
10.	16 by Maryland.....	10-20-18
	16 by Northern Illinois.....	9-1-12
	16 by Wisconsin.....	11-13-99

FEWEST PASSES COMP., OPPONENT

1.	2 by Georgia Tech.....	1-5-10
2.	6 by Maryland.....	10-20-18
	6 by Northern Illinois.....	9-1-12
	6 by Iowa State.....	9-11-99
5.	7 by LSU.....	1-1-14
	7 by Indiana.....	10-11-14
	7 by Northwestern.....	10-27-12
	7 by Syracuse.....	9-8-07
	7 by Buffalo.....	9-6-03
10.	8 by Nebraska.....	11-23-12
	8 by Ball State.....	9-26-10
12.	9 by Minnesota.....	10-28-17
	9 by Northwestern.....	11-1-14
	9 by Maine.....	8-30-08
	9 by Penn State.....	11-13-04
	9 by Minnesota.....	10-23-04

MOST PASSING YARDS

1.	426 vs. Indiana.....	10-23-99
2.	399 vs. Pittsburgh.....	9-17-11
3.	380 vs. Indiana.....	9-30-00
4.	377 vs. Minnesota.....	11-19-05
5.	364 at Minnesota.....	11-18-06
6.	357 vs. Purdue.....	10-8-05

FEWEST PASSING YARDS ALLOWED

1.	12 vs. Georgia Tech.....	1-5-10
2.	47 vs. Rutgers.....	9-7-19
	47 vs. Maryland.....	10-20-18
4.	54 vs. Northern Illinois.....	9-1-12
5.	56 vs. Ball State.....	9-26-10
6.	58 vs. Buffalo.....	9-6-03
7.	63 vs. Nebraska.....	11-23-12
8.	72 at Purdue.....	9-27-14
9.	73 vs. Minnesota.....	11-20-04
10.	74 vs. Maryland.....	10-31-15
11.	75 vs. Northwestern.....	11-1-14
12.	79 vs. Syracuse.....	9-8-07
13.	82 at Illinois.....	11-17-18

MOST TOTAL OFFENSE

1.	644 vs. Middle Tennessee.....	9-28-19
2.	613 vs. Minnesota.....	11-19-05
3.	602 vs. Northwestern.....	11-10-01
4.	593 vs. Akron.....	8-31-02
5.	587 at Illinois.....	11-14-14
6.	562 vs. Ball State.....	9-26-10
7.	552 vs. Indiana.....	10-23-99
8.	546 at Minnesota.....	11-18-06
9.	545 vs. Northern Iowa.....	9-15-18

FEWEST TOTAL YARDS ALLOWED

1.	103 vs. Syracuse.....	9-8-07
2.	110 vs. Kent State.....	9-4-04
3.	112 vs. Ball State.....	9-26-10
4.	115 vs. Maryland.....	10-20-18
5.	125 vs. Rutgers.....	9-7-19
6.	134 at Minnesota.....	11-22-08
7.	144 vs. Montana.....	9-2-06
	144 vs. Ball State.....	9-3-05

PUNTING AVERAGE (MIN. OF 4)

1.	53.0 at Northwestern.....	10-21-17
2.	51.5 vs. Western Michigan.....	9-9-00
3.	51.0 vs. Arizona.....	9-19-09
4.	50.2 vs. Penn State.....	11-4-00
5.	50.0 vs. Wisconsin.....	11-13-99
6.	49.2 vs. LSU.....	1-1-05
7.	49.0 vs. Miami (Ohio).....	9-7-02

MOST TIME OF POSSESSION

1.	41:53 vs. Kent State.....	9-4-04
2.	40:55 vs. Maryland.....	10-20-18
3.	40:45 vs. North Texas.....	9-16-17
4.	38:42 vs. Northern Illinois.....	9-1-12
5.	38:27 vs. Michigan.....	10-26-02
6.	38:18 vs. Missouri State.....	9-7-13
7.	38:07 at Indiana.....	10-11-08
8.	38:03 at Iowa State.....	9-14-13
9.	37:56 vs. Arizona.....	9-19-09
10.	37:38 vs. Rutgers.....	9-7-19
11.	37:37 at Minnesota.....	11-22-08
12.	37:36 vs. Nebraska.....	11-28-14

Bold denotes 2019




IOWA FOOTBALL

#20/#19 IOWA HAWKEYES (1-0) VS. MIAMI REDHAWKS (0-1)

SATURDAY, AUG. 31, 2019 -- KINNICK STADIUM

	1	2	3	4	FINAL
MIAMI, OHIO	0	7	0	7	14
IOWA	3	7	14	14	38

ATTENDANCE: 69,250

TEMPERATURE: 70 DEGREES

TIME OF GAME: 3 HOURS, 5 MINUTES

UP NEXT: IOWA vs. RUTGERS | SEPT. 7 | 11 A.M. | FS1

IOWA NOTES

POSTGAME NOTES

Iowa (1-0) defeated Miami, Ohio (0-1), 38-14 on Saturday at Kinnick Stadium

INDIVIDUAL NOTES

QB Nate Stanley threw 3 touchdowns to raise his career total to 55, 1 behind Ricky Stanzi (56) for third all-time in program history. He has 15 career multi-touchdown games.

QB Nate Stanley had 252 yards passing, raising his career total to 5,603 and passing C.J. Beathard for eighth all-time in school history.

LG Landan Paulsen and RG Levi Paulsen became the first set of twin brothers to start for the Hawkeyes since SS Kent Ellis and CB Kevin Ellis in 1980. The last brothers to start in the same game for the Hawkeyes were James and LeShun Daniels. James was Iowa's starting center in the 2016 season opener against Miami (Ohio), and LeShun was Iowa's starting running back.

K Keith Duncan scored 8 points (1 FG, 5 PAT). Duncan had not played in game since January 1, 2017 at the Outback Bowl.

WR Oliver Martin made his Hawkeye debut and caught a 9-yard touchdown. Martin had one receiving touchdown for Michigan in 2018.

MISCELLANEOUS

Iowa is 97-32-2 (.740) in season-opening games, including a 18-3 mark under coach Kirk Ferentz. The Hawkeyes have won six straight season openers and are 18-1 since 2001. Iowa has won nine straight nonconference games over the last two seasons.

Iowa opened the season under the lights at Kinnick Stadium for the first time in program history. Iowa has hosted 19 night games in Kinnick Stadium's history, holding a 13-6 record in those contests.

Miami won the toss and elected to defer. The Hawkeyes have played 254 games under head coach Kirk Ferentz. Iowa has opened the game on offense 190 times (117-73). The Hawkeyes have opened the game on defense 64 times (36-28).

Ten different Hawkeyes had at least one reception. Including career firsts from TE Sean Beyer, WR Oliver Martin (first as a Hawkeye), and RB Tyler Goodson.

Instant replay:

1) Miami player made the line to gain for a first down (reversed)

UP NEXT

The Hawkeyes host Rutgers on Sept. 7 at 11 a.m. (CT) at Kinnick Stadium.

SCORING SUMMARY

First Quarter

IA -- Keith Duncan, 21-yard field goal

Second Quarter

MU -- Jack Sorensen, 11-yard pass from Gabbert (Sloman kick)

IA -- Brandon Smith, 9-yard pass from Stanley (Duncan kick)

Third Quarter

IA -- Oliver Martin, 9-yard pass from Stanley (Duncan kick)

IA -- Mekhi Sargent, 2-yard rush (Duncan kick)

Fourth Quarter

MU -- Andrew Homer, 20-yard pass from Gabbert (Sloman kick)

IA -- Toren Young, 2-yard rush (Duncan kick)

IA -- Smith-Marsette, 6-yard pass from Stanley (Duncan kick)

TEAM STATS

MU	TEAM STATS	IOWA
11	First Downs	26
25-59	Rushes-Yards	41-213
189	Passing Yards	252
17-27-1	Com-Att-Int	21-30-0
52-245	Total Offense	71-465
7-42.9	Punts-Avg.	1-31
0-0	Fumbles-Lost	1-1
10-77	Penalties-Yards	5-32
24:03	Possession Time	35:57

INDIVIDUAL LEADERS

RUSHING:

MU: Johnson 6-22; Thomas 5-18; Bester 5-16

IOWA: Sargent 14-91; Young 9-48

PASSING:

MU: Gabbert 17-27-186, 2 TD, 1 INT

IOWA: Stanley 21-30-252, 3 TD, 0 INT

RECEIVING:

MU: Sorenson 5-44; Johnson 5-23; Mayock 3-65

IOWA: Sargent 4-65; Smith-Marsette 4-35-1; Beyer 3-30

TACKLES:

MU: Weatherford 10; McWood 10; Brown 7

IOWA: Colbert 8; Welch 8; Merriweather 5





IOWA FOOTBALL

#20/19 IOWA HAWKEYES (2-0, 1-0) VS. RUTGERS (1-1, 0-1)

SATURDAY, SEPT. 7, 2019 -- KINNICK STADIUM

	1	2	3	4	FINAL
RUTGERS	0	0	0	0	0
IOWA	7	13	7	3	30

ATTENDANCE: 61,808

TEMPERATURE: 72 DEGREES

TIME OF GAME: 3 HOURS, 6 MINUTES

UP NEXT: IOWA at IOWA STATE | SEPT. 13 | 3 P.M. | FS1

IOWA NOTES

INDIVIDUAL NOTES

QB Nate Stanley threw three touchdowns today (58, 7) to raise his career total to 58 and pass Ricky Stanzi (56) for third in program history. Only Chuck Long (74) and Drew Tate (61) have more career passing touchdowns than Stanley.

QB Nate Stanley has thrown at least one touchdown in seven straight games, the longest streak of his career. He threw three touchdowns today and has 16 career multi-touchdown games. He has 10 career games with at least three passing touchdowns. Only Chuck Long has more in program history (11).

QB Nate Stanley passed for 236 yards today, raising his career total to 5,839 and passing James Vandenberg (5,786) for seventh on Iowa's all-time list.

WR Ihmir Smith-Marsette recorded his first career 100-yard receiving game. He had a career-high 113 yards receiving, and tied career highs in receptions (4) and receiving touchdowns (2).

WR Tyrone Tracy scored his first career touchdown, a 7-yard reception from QB Nate Stanley.

RB Ivory Kelly-Martin tied a career-long with a 25-yard reception to set up Iowa's second touchdown.

PK Keith Duncan connected on a career-long 46-yard field goal in the second quarter.

LB Djimon Colbert recorded his first career interception (6-yard return). The turnover set up a 19-yard field goal before halftime.

DB Michael Ojemudia recorded an interception, his second of the season and fifth of his career.

MISCELLANEOUS

Iowa's defense allowed five first downs, tied for the lowest in the Ferentz era, and 125 yards total offense, the fourth lowest total in the Ferentz era.

Iowa allowed 41 yards passing, the second lowest in the Ferentz era (Georgia Tech, Jan. 5, 2010). The Hawkeyes registered eight quarterback hurries, four by DE A.J. Epenesa.

Iowa recorded its first shutout since blanking Illinois 63-0 on Nov. 17, 2018.

Rutgers gained zero total yards on nine offensive plays in the second quarter.

The Hawkeyes have scored in every quarter this season.

SCORING SUMMARY

First Quarter

IA -- Ihmir Smith-Marsette, 58-yard pass from Stanley (Duncan kick)

Second Quarter

IA -- Tyrone Tracy, 7-yard pass from Stanley (Duncan kick)

IA -- Keith Duncan, 46-yard field goal

IA -- Keith Duncan, 19-yard field goal

Third Quarter

IA -- Ihmir Smith-Marsette, 23-yard pass from Stanley (Duncan kick)

Fourth Quarter

IA -- Keith Duncan, 43-yard field goal

TEAM STATS

RU	TEAM STATS	IOWA
5	First Downs	23
23-84	Rushes-Yards	39-194
189	Passing Yards	244
9-26-2	Com-Att-Int	19-34-0
49-125	Total Offense	73-438
10-47.6	Punts-Avg.	6-48.3
1-1	Fumbles-Lost	0-0
7-61	Penalties-Yards	4-37
22:22	Possession Time	37:38

INDIVIDUAL LEADERS

RUSHING:

RU: Pacheco 10-42; Blackshear 6-30

IOWA: Sargent 13-59; Young 9-59; Goodson 10-53

PASSING:

RU: Carter 5-15-22, 0 TD, 1 INT

IOWA: Stanley 16-28-236, 3 TD, 0 INT

RECEIVING:

RU: Blackshear 4-(-1); Pacheco 3-25; Melton 1-17

IOWA: Smith-Marsette 4-113-2; Tracy 3-42; Ragaini 3-21

TACKLES:

RU: Fogg 7; Singleton 7; Young 4

IOWA: Welch 8; Colbert 5; Stone 4





IOWA FOOTBALL

#19/18 IOWA HAWKEYES (3-0) at IOWA STATE (1-1)

SATURDAY, SEPT. 14, 2019 -- JACK TRICE STADIUM

	1	2	3	4	FINAL
IOWA	3	3	3	9	18
IOWA STATE	7	0	7	3	17

ATTENDANCE: 61,500

TEMPERATURE: 72 DEGREES

TIME OF GAME: 5 HOURS, 54 MINUTES

UP NEXT: IOWA vs. MIDDLE TENNESSEE STATE | SEPT. 28 | TIME TBA

IOWA NOTES

Iowa (3-0) defeated Iowa State (1-1), 18-17, on Saturday at Jack Trice Stadium.

It is the first time in 67 meetings the game was decided by a single point.

Iowa retains possession of the Cy-Hawk Trophy. Iowa is 14-3 in its last 17 rivalry trophy games (Iowa State, Minnesota, Nebraska, Wisconsin).

Iowa has won five straight in the series, its longest streak since winning 15 in a row from 1983-97. The Hawkeyes have won four straight in Ames. Iowa improved to 45-22 in the series.

Saturday's game is the second event in the 16th annual Iowa Corn Cy-Hawk series. Iowa leads the 2019-20 Iowa Corn Cy-Hawk Series, 5-0 with wins in soccer and football.

INDIVIDUAL NOTES

QB Nate Stanley totaled 222 yards of offense, raising his career total to 5,979, seventh most in school history. He passed James Vandenberg (5,853) and Matt Sherman (5,948) in today's game.

K Keith Duncan set a career high with four field goals (25, 40, 42, 39). His 39-yard field goal with 4:51 left in the fourth quarter proved to be the game winner. He is 8-8 on field goal attempts this season, and 4-4 on attempts 40 yards or longer.

P Michael Sleep-Dalton averaged 47.2 yards on five punts. He had punts of 50 and 51 yards.

WR Nico Ragaini led Iowa with a career-high five receptions.

DB D.J. Johnson led Iowa with a career-high nine tackles. He had seven solo stops, one tackle-for-loss, and two pass breakups.

FS Jack Koerner had a career-high eight tackles. LB Djimon Colbert and DB Geno Stone matched their career highs with eight tackles.

MISCELLANEOUS

Iowa held a 2-0 advantage in turnovers, including a fumble recovery in the fourth quarter to clinch the game. Iowa has not had a turnover against Iowa State since 2015.

Iowa has won 10 straight non-conference games since the 2017 season opener.

The game was delayed twice due to weather for a total of 2 hours and 55 minutes. The first delay lasted 49 minutes. The second delay lasted 2 hours and 6 minutes. It is the second time Iowa has experienced an in-game weather delay (Iowa vs. Tennessee Tech, Sept. 3, 2011,

SCORING SUMMARY

First Quarter

IA -- Keith Duncan, 25-yard field goal

ISU -- Pettway, 51-yard pass from Jones (Assalley kick)

Second Quarter

IA -- Keith Duncan, 40-yard field goal

Third Quarter

ISU -- Milton, 73-yard pass from Purdy (Assalley kick)

IA -- Keith Duncan, 42-yard field goal

Fourth Quarter

IA -- Nate Stanley, 1-yard rush (2-point conversion failed)

ISU -- Assalley 26-yard field goal

IA -- Keith Duncan, 39-yard field goal

TEAM STATS

IOWA	TEAM STATS	IOWA STATE
18	First Downs	20
37-112	Rushes-Yards	19-91
201	Passing Yards	327
22-35-0	Com-Att-Int	25-35-0
72-313	Total Offense	54-418
5-47.2	Punts-Avg.	4-39.2
0-0	Fumbles-Lost	2-2
4-15	Penalties-Yards	5-21
34:58	Possession Time	25:02

INDIVIDUAL LEADERS

RUSHING:

ISU: Nwangwu 6-54; Purdy 9-34

IOWA: Sargent 13-58; Kelly-Martin 5-20;

PASSING:

ISU: Purdy 24-34-276, 1 TD, 0 INT

IOWA: Stanley 22-35-201, 0 TD, 0 INT

RECEIVING:

ISU: Milton 8-144; Pettway 5-83

IOWA: Ragaini 5-43; B. Smith 4-51; Smith-Marsette 3-46

TACKLES:

ISU: Eisworth 15; White 11; Johnson 8

IOWA: Johnson 9; Colbert 8; Koerner 8; Stone 8





IOWA FOOTBALL

#14 IOWA HAWKEYES (4-0) vs. MIDDLE TENNESSEE (1-3)

SATURDAY, SEPT. 28, 2019 -- KINNICK STADIUM

	1	2	3	4	FINAL
MIDDLE TENNESSEE	0	0	3	0	3
#14 IOWA	17	7	10	14	48

ATTENDANCE: 63,706

TEMPERATURE: 63 DEGREES

TIME OF GAME: 3 HOURS, 6 MINUTES

UP NEXT: IOWA at MICHIGAN | OCT. 5 | 11 AM (CT)

IOWA NOTES

Iowa had 644 yards of total offense, the most in the Ferentz era (previous best was 613 vs. Minnesota in 2005). Iowa's 351 rushing yards rank fourth in the Ferentz era.

INDIVIDUAL NOTES

QB Nate Stanley made his 30th consecutive start at quarterback. The only other players in school history with 30 or more consecutive starts at quarterback are Chuck Long (47), Matt Sherman (32), and Matt Rodgers (31). Stanley is 21-9 in 30 career starts.

QB Nate Stanley improved to 11-0 all-time against non-conference opponents (9-0 in the regular season, 2-0 in bowl games).

QB Nate Stanley totaled 275 yards of offense, raising his career total to 6,244, sixth most in school history. He passed C.J. Beathard (5,991) in today's game.

QB Nate Stanley threw two touchdown passes, raising his career total to 60. He has 17 career multi-touchdown games. He is one of three players in school history to throw 60 or more touchdowns (Drew Tate, 61; Chuck Long, 74).

K Keith Duncan kicked a career-long 49-yard field goal on Iowa's second possession. He connected on a 42-yard attempt in the third quarter. He is 6-6 on attempts 40 yards or longer this season. His miss from 39 yards was his first miss of the season. He is 10-11 on field goal attempts this season.

DE Daviyon Nixon had a career-high seven tackles and 2.5 tackles-for-loss (14 yards). He registered his first career sack (8 yards).

RB Toren Young rush for a career-high 131 yards. It is his first career 100-yard rushing game.

WR Tyrone Tracy had a career-high 85 yards receiving.

TE Shaun Beyer's 27-yard reception is a career-long.

WR Brandon Smith set career highs in receptions (6), receiving yards (71), and receiving touchdowns (2).

RB Tyler Goodson rushed for a career-high 97 yards on a career-high 12 attempts.

Three Hawkeyes scored their first career rushing touchdowns: FB Brady Ross (1), WR Ihmir Smith-Marsette (14), and QB Spencer Petras (1).

SCORING SUMMARY

First Quarter

IA -- Mekhi Sargent, 4-yard rush (Duncan kick)

IA -- Keith Duncan, 49-yard field goal

IA -- Brandon Smith, 18-yard pass from Stanley (Duncan kick)

Second Quarter

IA -- Brady Ross, 1-yard rush (Duncan kick)

Third Quarter

IA -- Keith Duncan, 42-yard field goal

MT -- Crews Holt, 43-yard field goal

IA -- Ihmir Smith-Marsette, 14-yard rush (Duncan kick)

Fourth Quarter

IA -- Brandon Smith, 10-yard pass from Stanley (Duncan kick)

IA -- Spencer Petras, 1-yard rush (Duncan kick)

TEAM STATS

MIDDLE TENNESSEE	TEAM STATS	IOWA
12	First Downs	30
24-80	Rushes-Yards	51-351
136	Passing Yards	293
17-27-0	Com-Att-Int	20-29-0
51-216	Total Offense	80-644
8-41.9	Punts-Avg.	1-34
0-0	Fumbles-Lost	0-0
8-72	Penalties-Yards	3-20
24:03	Possession Time	35:57

INDIVIDUAL LEADERS

RUSHING:

MT: O'Hara 10-33; McDonald 6-22

IOWA: Young 11-131; Goodson 12-97; Sargent 14-91

PASSING:

MT: O'Hara 15-22-110, 0 TD, 0 INT

IOWA: Stanley 17-25-276, 2 TD, 0 INT

RECEIVING:

MT: Pierce 6-43; Lee 2-16

IOWA: Smith 6-71; Smith-Marsette 4-60; Tracy 3-85

TACKLES:

MT: Moffatt 12; Blankenship 8; Brooks 7

IOWA: Welch 9; Ojemudia 7; Nixon 7





IOWA FOOTBALL

#14 IOWA HAWKEYES (4-1, 1-1) at #19 MICHIGAN (4-1, 2-1)

SATURDAY, OCT. 5, 2019 -- MICHIGAN STADIUM

	1	2	3	4	FINAL
#14 IOWA	0	3	0	0	3
#19 MICHIGAN	10	0	0	0	10

ATTENDANCE: 111,519

TEMPERATURE: 55 DEGREES

TIME OF GAME: 3 HOURS, 25 MINUTES

UP NEXT: IOWA vs. PENN STATE | OCT. 12 | 6:30 PM (CT)

IOWA NOTES

INDIVIDUAL NOTES

QB Nate Stanley passed for 260 yards, raising his career total to 6,576. He passed Matt Sherman (6,399) in today's game for sixth all-time in program history.

DB Geno Stone's interception in the second quarter was his first of the season and sixth of his career. He tied for the team lead with four interceptions in 2018.

WR Ihmir Smith-Marsette's 37-yard kickoff return was a season-long.

DE Chauncey Golston tied for the team-lead with a career-high eight tackles. LB Kristian Welch also had eight tackles. Welch has led or shared the team lead in tackles in four-of-five games this season.

WR Nico Ragaini led Iowa with a career-high six catches. His 46 yards receiving are also a career best.

RB Tyler Goodson set career highs in receptions (6) and receiving yards (62). His 62 receiving yards led the team.

On his fourth pass attempt, QB Nate Stanley threw his first interception of the season, ending his streak of 139 attempts without an interception. Stanley threw three interceptions, a career-high, and the most by a Hawkeye quarterback since C.J. Beathard threw three interceptions against Florida at the 2017 Outback Bowl.

MISCELLANEOUS

The 10 points allowed by Iowa are the fewest points allowed in a loss since falling to Iowa State, 9-6, on Sept. 8, 2012. Iowa came into the game 61-1 when holding opponents to 10 points or fewer under Kirk Ferentz.

RB Mekhi Sargent's fumble on Iowa's first play from scrimmage was the first fumble lost by a Hawkeye tailback (Goodson, Kelly-Martin, Sargent, Young) in 186 carries (at Northwestern, Nov. 10, 2018).

Michigan's 2-yard touchdown rush in the second quarter was the first rushing touchdown allowed by Iowa this season.

The Hawkeyes were held scoreless in the first quarter. It was the first time this year Iowa was held scoreless in a quarter, and the first time in 19 quarters dating back to the first quarter of the 2019 Outback Bowl.

Iowa was held out of the endzone for the first time since the 2017 Outback Bowl (L, 30-3).

Today's attendance was 111,519, the second largest crowd ever for an Iowa football game. The top five attended games are all at Michigan.

SCORING SUMMARY

First Quarter

UM -- Jake Moody, 28-yard field goal

UM -- Zach Charbonnet, 2-yard rush (Nordin kick)

Second Quarter

IA -- Keith Duncan, 22-yard field goal

Third Quarter

Fourth Quarter

TEAM STATS

IOWA	TEAM STATS	MICHIGAN
18	First Downs	13
30-1	Rushes-Yards	33-120
260	Passing Yards	147
23-42-3	Com-Att-Int	14-26-1
72-261	Total Offense	59-267
7-38.3	Punts-Avg.	8-45.6
1-1	Fumbles-Lost	2-0
8-60	Penalties-Yards	4-35
33:57	Possession Time	26:03

INDIVIDUAL LEADERS

RUSHING:

IOWA: Young 8-49; Goodson 6-15

MICHIGAN: Charbonnet 13-42; Wilson 4-28

PASSING:

IOWA: Stanley 23-42-260, 0 TD, 3 INT

MICHIGAN: Patterson 14-26-147, 0 TD, 1 INT

RECEIVING:

IOWA: Ragaini 6-46; Goodson 5-62; Smith-Marsette 4-60

MICHIGAN: Peoples-Jones 4-26; Collins 3-63

TACKLES:

IOWA: Welch 8; Golston 8; Niemann 7

MICHIGAN: Hudson 11; Glasgow 9; Hill 6





IOWA FOOTBALL

#10 PENN STATE (6-0, 3-0) vs. #17 IOWA HAWKEYES (4-2, 1-2)

SATURDAY, OCT. 12, 2019 -- KINNICK STADIUM

	1	2	3	4	FINAL
#10 PENN STATE	0	7	3	7	17
#17 IOWA	3	3	0	6	12

ATTENDANCE: 69,034

TEMPERATURE: 54 DEGREES

TIME OF GAME: 3 HOURS, 26 MINUTES

UP NEXT: IOWA vs. PURDUE | OCT. 19 | 11 A.M. (CT)

IOWA NOTES

INDIVIDUAL NOTES

FS Jack Koerner had a game and career-high 13 tackles, the most by a Hawkeyes since LB Josey Jewell had 13 against Purdue in 2017. Four more Hawkeyes set career highs in tackles: DL Cedrick Lattimore (7), DL Brady Reiff (6), LB Dillon Doyle (5), and DL Austin Schulte (4). DE Chauncey Golston tied his career high with eight tackles.

QB Nate Stanley set season highs in completions (25), attempts (43), and passing yards (286).

Three Hawkeyes set career highs in receptions and receiving yards: Brandon Smith (7-86), Nico Ragaini (7-55), and Nate Wieting (4-54). WR Ihmir Smith-Marsette set a career high in receptions (5).

QB Nate Stanley threw one touchdown pass, raising his career total to 61 and tying Drew Tate for second all-time in program history. He trails Chuck Long (74) on the all-time list.

QB Nate Stanley passed for 286 yards, raising his career total to 6,862. He passed Matt Rodgers (6,725) for fifth in school history. Stanley totaled 281 yards of offense tonight, raising his career total to 6,720 yards of total offense, fifth all-time. He passed Chuck Hartlieb tonight on Iowa's all-time list.

RB Tyler Goodson's 29-yard rush in the second quarter was a career long.

RG Mark Kallenberger made his first career start.

MISCELLANEOUS

The last three games in the series have been decided by one possession.

Iowa scored three points in the first quarter. It is the first time this season Penn State allowed points in the first quarter.

Penn State won the toss and deferred. The Hawkeyes have played 259 games under head coach Kirk Ferentz. Iowa has opened the game on offense 194 times (120-74). The Hawkeyes have opened the game on defense 65 times (36-29).

Instant replay:

- 1) Penn State touchdown (confirmed)
- 2) Penn State touchdown (reversed)
- 3) Nate Stanley incomplete pass (confirmed)
- 4) Penn State targeting (reversed)
- 5) Iowa touchdown (confirmed)

UP NEXT

The Hawkeyes host Purdue on Oct. 19 at Kinnick Stadium. Kickoff is at 11 a.m. (CT). The game is televised on ESPN2.

SCORING SUMMARY

First Quarter

IA -- Keith Duncan, 47-yard field goal

Second Quarter

PSU -- KJ Hamler, 22-yard pass from Clifford (Pinegar kick)

IA -- Keith Duncan, 24-yard field goal

Third Quarter

PSU -- Jake Pinegar, 33-yard field goal

Fourth Quarter

PSU -- Noah Cain, 5-yard touchdown rush (Pinegar kick)

IA -- B. Smith, 33-yard pass from Stanley (2-pt conversion failed)

TEAM STATS

PENN STATE	TEAM STATS	IOWA
20	First Downs	21
53-177	Rushes-Yards	30-70
117	Passing Yards	286
12-24-0	Com-Att-Int	25-43-1
77-294	Total Offense	73-356
7-42.1	Punts-Avg.	5-35.0
0-0	Fumbles-Lost	3-1
8-80	Penalties-Yards	1-5
32:52	Possession Time	27:08

INDIVIDUAL LEADERS

RUSHING:

PENN STATE: Cain 22-102; Clifford 16-52

IOWA: Goodson 8-35; Young 7-22

PASSING:

PENN STATE: Clifford 12-24-117, 1 TD, 0 INT

IOWA: Stanley 25-43-286, 1 TD, 1 INT

RECEIVING:

PENN STATE: Hamler 7-61; Freiermuth 2-25

IOWA: Smith 7-86; Ragaini 7-55; Smith-Marsette 5-72

TACKLES:

PENN STATE: Reid 7; Wade 7; Mustipher 7

IOWA: Koerner 13; Welch 8; Golston 8





IOWA FOOTBALL

PURDUE BOILERMAKERS (2-5, 1-3) vs. #23 IOWA HAWKEYES (5-2, 2-2)

SATURDAY, OCT. 19, 2019 -- KINNICK STADIUM

ATTENDANCE: 69,250

TEMPERATURE: 58 DEGREES

TIME OF GAME: 3 HOURS, 13 MINUTES

UP NEXT: IOWA at NORTHWESTERN | OCT. 26 | 11 A.M. (CT)

	1	2	3	4	FINAL
PURDUE	0	7	0	13	20
#23 IOWA	6	3	7	10	26

IOWA NOTES

INDIVIDUAL NOTES

WR Brandon Smith set career highs in receptions (9) and receiving yards (106). It is his first career 100-yard receiving game. Smith left the game following his ninth reception with 4:21 left in the fourth quarter and did not return.

QB Nate Stanley made his 33rd consecutive start, the second longest streak by a Hawkeye QB in program history (Long, 47).

QB Nate Stanley passed for 260 yards, raising his career total to 7,122. He passed Chuck Hartlieb (6,934) for fourth in school history. Stanley totaled 269 yards of offense tonight, raising his career total to 6,989 yards of total offense, fourth all-time. He passed Matt Rodgers (6,855) on Iowa's all-time list.

DL John Waggoner's 7-yard sack in the second quarter was his first career tackle.

RB Tyler Goodson's 1-yard touchdown rush in the third quarter was the first touchdown of his career.

WR Ihmir Smith-Marsette caught 3 passes for 57 yards. He has 991 career receiving yards. He is nine yard shy of becoming the 42nd player in program history to reach 1,000 yards receiving.

LB Dillon Doyle made his first career start.

RB Mekhi Sargent's 14-yard touchdown rush in the fourth quarter ties for Iowa's longest touchdown rush (Smith-Marsette) of the season. Iowa has nine touchdown rushes this season (2, 2, 1, 4, 1, 14, 1, 1, 14).

K Keith Duncan connected on four field goals (30, 44, 42, 38). He is 10-11 on field goal tries of 40-yards or more.

P Michael Sleep-Daulton's 63-yard punt in the fourth quarter was a season-long.

DB Matt Hankins recovered a fumble in the second quarter. SS Geno Stone forced the fumble. It is the first career fumble recovery by Hankins, the third career forced fumble for Stone. Hankins had a game and career-high 11 tackles. Freshman Dane Belton had a career-high six tackles.

MISCELLANEOUS

Iowa's defense allowed 33 yards rushing, the lowest total allowed against a Big Ten team since holding Minnesota to 30 yards rushing in 2013. Purdue rushed 18 times, the third lowest total by any opponent in the Ferentz era.

SCORING SUMMARY

First Quarter

IA -- Keith Duncan, 30-yard field goal

IA -- Keith Duncan, 44-yard field goal

Second Quarter

IA -- Keith Duncan, 42-yard field goal

PU -- David Bell, 7-yard pass from Plummer (Dellinger kick)

Third Quarter

IA -- Tyler Goodson, 1-yard rush (Duncan kick)

Fourth Quarter

IA -- Keith Duncan, 38-yard field goal

PU -- J.D. Dillinger, 27-yard field goal

PU -- J.D. Dillinger, 36-yard field goal

IA -- Mekhi Sargent, 14-yard rush (Duncan kick)

PU -- Payne Durham, 1-yard pass from Plummer (Dellinger kick)

TEAM STATS

PURDUE	TEAM STATS	IOWA
17	First Downs	19
18-33	Rushes-Yards	33-102
327	Passing Yards	260
30-50-1	Com-Att-Int	23-33-1
68-360	Total Offense	66-362
6-36.8	Punts-Avg.	4-47.2
2-1	Fumbles-Lost	0-0
5-40	Penalties-Yards	7-60
24:22	Possession Time	35:38

INDIVIDUAL LEADERS

RUSHING:

PURDUE: Doerue 10-26; Plummer 7-4

IOWA: Sargent 13-68; Young 5-17

PASSING:

PURDUE: Plummer 30-50, 327, 2 TD, 1 INT

IOWA: Stanley 23-33, 260, 0 TD, 1 INT

RECEIVING:

PURDUE: Bell 13-197; Hopkins 5-51

IOWA: Smith 9-106; Ragaini 6-31; Smith-Marsette 3-57

TACKLES:

PURDUE: Barnes 8; Mosley 7; Thineeman 7; Holt 7

IOWA: Hankins 11; Belton 6; Stone 6; Colbert 6





IOWA FOOTBALL

#20 IOWA HAWKEYES (6-2, 3-2) vs. NORTHWESTERN WILDCATS (1-6, 0-5)

SATURDAY, OCT. 26, 2019 -- RYAN FIELD

	1	2	3	4	FINAL
#20 IOWA	7	3	7	3	20
NORTHWESTERN	0	0	0	0	0

ATTENDANCE: 42,104

TEMPERATURE: 47 DEGREES

TIME OF GAME: 2 HOURS, 53 MINUTES

UP NEXT: IOWA BYE WEEK | NOV. 2

IOWA NOTES

Iowa is bowl eligible for the 18th time in the last 19 seasons.

Kirk Ferentz has 94 Big Ten Conference wins, one shy of tying Joe Paterno for No. 5 all-time in conference history.

Iowa has four shutouts in its last 11 Big Ten Conference games (Rutgers and Northwestern in 2019, Maryland and Illinois in 2018). No other Big Ten team has more than one shutout since the start of 2018.

QB Nate Stanley's 50-yard touchdown pass to WR Tyrone Tracy in the first quarter was the 62nd touchdown pass of his career, No. 2 all-time in program history (Chuck Long, 74). Stanley entered the game tied with QB Drew Tate (61) on the all-time list.

WR Tyrone Tracy's 50-yard touchdown reception in the first quarter was his longest career reception, and second career touchdown. The play was Iowa's third longest of the season (Smith-Marsette 58-yard touchdown reception vs. Rutgers; Toren Young 52-yard rush against Middle Tennessee State).

DE Chauncey Golston recorded an interception (3 yards) in the first quarter, his second career interception (2019 Outback Bowl).

QB Nate Stanley made his 34th consecutive start, the second longest streak by a Hawkeye QB in program history (Long, 47).

RB Mekhi Sargent's 1-yard rushing touchdown in the third quarter was his fourth rushing touchdown of the year, and Iowa's 10th of the season. Among Iowa's 10 rushing scores, five have been from the 1-yard line, each by a different Hawkeye (QB Nate Stanley, FB Brady Ross, QB Spencer Petras, RB Tyler Goodson, Sargent).

DB Dane Belton made his first career start and recorded five tackles. He is the 25th true freshman in the Ferentz era to start.

WR Ihmir Smith-Marsette's 7-yard reception in the first quarter put him over 1,000 career receiving yards. He is the 42nd player in program history to reach 1,000 yards receiving. He has 71 career receptions for 1,011 yards.

TE Sam LaPorta's 41-yard reception in the second quarter was his first career reception.

WR Tyrone Tracy caught 2 passes for a career-high 88 yards.

K Keith Duncan connected on two field goals today (40, 28). He missed from 46 yards. Duncan is 11-13 on field goal tries of 40-yards or more this season. He has 19 made field goals this season, the most since Daniel Murray had 19 in 2009, and tied for the fifth most in single-season history.

SCORING SUMMARY

First Quarter

IA -- Tyrone Tracy, 50-yard pass from Stanley (Duncan kick)

Second Quarter

IA -- Keith Duncan, 40-yard field goal

Third Quarter

IA -- Mekhi Sargent, 1-yard rush (Duncan kick)

Fourth Quarter

IA -- Keith Duncan, 28-yard field goal

TEAM STATS

IOWA	TEAM STATS	NORTHWESTERN
12	First Downs	13
40-123	Rushes-Yards	35-64
179	Passing Yards	138
12-26-0	Com-Att-Int	18-32-1
66-302	Total Offense	67-202
6-41.8	Punts-Avg.	6-33.7
0-0	Fumbles-Lost	0-0
4-50	Penalties-Yards	2-21
33:31	Possession Time	26:29

INDIVIDUAL LEADERS

RUSHING:

IOWA: Goodson 11-58; Sargent 15-46

NORTHWESTERN: Bowser 14-36; Anderson 5-31

PASSING:

IOWA: Stanley 12-26-179, 1 TD, 0 INT

NORTHWESTERN: Smith 18-32-138, 0 TD, 1 INT

RECEIVING:

IOWA: Smith-Marsette 3-20; Tracy 2-88; LaPorta 2-43

NORTHWESTERN: Chiaokhioa-Bowman 4-41; James 3-21

TACKLES:

IOWA: Stone 7; Doyle 7; Epenesa 5; Nixon 5

NORTHWESTERN: Gallagher 5; Newsome 6; Bergin 5





IOWA FOOTBALL

#18 IOWA HAWKEYES (6-3, 3-3) at #16 WISCONSIN BADGERS (7-2, 4-2)

SATURDAY, NOV. 9, 2019 -- CAMP RANDALL STADIUM

	1	2	3	4	FINAL
#18 IOWA	3	3	0	16	22
#16 WISCONSIN	0	14	7	3	24

ATTENDANCE: 78,018

TEMPERATURE: 42 DEGREES

TIME OF GAME: 3 HOURS, 12 MINUTES

UP NEXT: IOWA HOST MINNESOTA | NOV. 16

IOWA NOTES

INDIVIDUAL NOTES

K Keith Duncan connected on three field goals today (24, 40, 39). He has 22 made field goals this season, a new single-season school record. The record of 21 was previously shared by Rob Houghtlin (1987), Nate Kaeding (2002), and Kyle Schlicher (2004). Duncan is 22-25 on field attempts this season, and 12-14 on field goal tries of 40-yards. Duncan has 29 career made field goals, tying Miguel Recinos for eighth all-time.

WR Tyrone Tracy's 75-yard touchdown reception in the fourth quarter was Iowa's longest play of the season, the longest reception of Tracy's career, and ties for the longest pass of QB Nate Stanley's career (Nick Easley, 2019 Outback Bowl).

WR Tyrone Tracy set career highs in receptions (5) and receiving yard (130). It is his first career 100-yard receiving game, and the most receiving yards by a Hawkeye since Jake Duzey had 6 receptions for 138 yards against Ohio State in 2013. It is the most receiving yards by a Hawkeye wide receiver since Marvin McNutt had 8 receptions for 130 yards against Michigan State in 2011.

QB Nate Stanley threw for 208 yards, raising his career total to 7,509 and passing Ricky Stanzi (7,377) for third all-time in program history. Stanly had 205 yards total offense, raising his career total to 7,377 and passing Stanzi (7,373) for third all-time in program history.

QB Nate Stanley threw two touchdowns today (3, 75). He has 64 career touchdown passes in his career, No. 2 all-time in program history (Chuck Long, 74). Stanley has 18 career multi-touchdown games, including four this season. Stanley made his 35th consecutive start, the second longest streak by a Hawkeye QB in program history (Long, 47).

Two true freshmen made their first career starts. TE Sam LaPorta is the first true freshman in the Ferentz era to start at tight end, and LB Jack Campbell is the fourth true freshman in the Ferentz era to start at linebacker (James Morris, 2010; A.J. Edds, 2006; Fred Barr, 1999). Since 1999, 27 true freshmen have started for the Hawkeyes.

LB Barrington Wade made his first career start.

CB Matt Hankins' interception in the fourth quarter was the first of his career, and Iowa's seventh of the season. Hankins had a game-high eight tackles.

WR Nico Ragaini caught a 3-yard touchdown in the fourth quarter, the first touchdown of his career.

SCORING SUMMARY

First Quarter

IA -- Keith Duncan, 24-yard field goal

Second Quarter

WIS -- Danny Davis, 17-yard rush (Larsh kick)

IA -- Keith Duncan, 40-yard field goal

WIS -- Danny Davis, 4-yard pass from Coan (Larsh kick)

Third Quarter

WIS -- Quintez Cephus, 27-yard pass from Coan (Larsh kick)

Fourth Quarter

IA -- Nico Ragaini, 3-yard pass from Stanley (Duncan kick)

IA -- Keith Duncan, 39-yard field goal

WIS -- Collin Larsh 40-yard field goal

IA -- Tyrone Tracy, 75-yard pass from Stanley (2-point try failed)

TEAM STATS

IOWA	TEAM STATS	WISCONSIN
15	First Downs	24
23-87	Rushes-Yards	46-300
208	Passing Yards	173
17-28-0	Com-Att-Int	16-25-1
51-295	Total Offense	71-473
4-41.2	Punts-Avg.	3-34.3
1-1	Fumbles-Lost	1-1
3-25	Penalties-Yards	8-63
22:36	Possession Time	37:24

INDIVIDUAL LEADERS

RUSHING:

IOWA: Young 9-44; Goodson 5-26

WISCONSIN: Taylor 31-250; Watson 6-32

PASSING:

IOWA: Stanley 17-28-208, 2 TD, 0 INT

WISCONSIN: Coan 16-25-173, 2 TD, 1 INT

RECEIVING:

IOWA: Tracy 5-130; Ragaini 6-32; Smith-Marsette 3-27

WISCONSIN: Cephus 5-94; Davis 4-19

TACKLES:

IOWA: Hankins 8; Ojemudia 7; Koerner 7; Doyle 7

WISCONSIN: Baun 6; Orr 6; Sanborn 5





IOWA FOOTBALL

#8 MINNESOTA (9-1, 6-1) at #20 IOWA HAWKEYES (7-3, 4-3)

SATURDAY, NOV. 16, 2019 -- KINNICK STADIUM

	1	2	3	4	FINAL
#8 MINNESOTA	0	6	7	6	19
#20 IOWA	13	7	0	3	23

ATTENDANCE: 67,518

TEMPERATURE: 38 DEGREES

TIME OF GAME: 3 HOURS, 16 MINUTES

UP NEXT: IOWA HOST ILLINOIS | NOV. 23

IOWA NOTES

Kirk Ferentz has 95 Big Ten Conference wins, tying Joe Paterno for No. 5 all-time in conference history. Hayden Fry ranks fourth in conference history with 96 wins.

LB Kristian Welch returned to the lineup for the first time since Week 6 and led Iowa with a game-high 11 tackles, matching his career best. SS Geno Stone also matched his career-high with eight tackles.

DE A.J. Epenesa had 2.5 of Iowa's season-high six sacks. It is the most sacks by a Hawkeye defense since 2013 (Northwestern).

K Keith Duncan connected on one field goal today (27). He has 23 made field goals this season, a single-season school record. Duncan is 23-26 on field attempts this season, and 12-14 on field goal tries of 40-yards. Duncan has 32 career made field goals, tying Daniel Murray for seventh all-time.

QB Nate Stanley threw two touchdowns today (21, 5). He has 66 career touchdown passes in his career, No. 2 all-time in program history (Chuck Long, 74). Stanley has 19 career multi-touchdown games, including five this season. Stanley made his 36th consecutive start, the second longest streak by a Hawkeye QB in program history (Long, 47).

RB Tyler Goodson made his first career start. He is the fourth true freshman to start this season, and the 28th true freshman to start under Ferentz. He is the fifth true freshman running back to start in the Ferentz era, and the first since Greg Garmon in 2012 (Goodson 2015, Garmon 2012, Canzeri 2011, Coker 2010, Wegher (2009).

RB Tyler Goodson's 10-yard touchdown rush in the first quarter was his first career touchdown.

WR Tyrone Tracy had a career-high six receptions for 77 yards. He has 16 receptions for 323 yards the last four games. He had 12 receptions for 190 yards in the first six games.

Iowa's defense held Minnesota to a season-low 19 points. The Gophers had scored at least 31 points in eight straight games.

The Hawkeyes played their third trophy game of the season (2-1). Iowa defended the Cy-Hawk Trophy with an 18-17 win at Iowa State on Sept. 14, lost at Wisconsin 24-22 on Nov. 9, and defeated Minnesota, 23-19, today. The Hawkeyes are 15-4 in their last 19 rivalry trophy games (Iowa State, Minnesota, Nebraska, Wisconsin), with all four losses coming to Wisconsin.

Nov. 16, 2019 marks the 130th anniversary of Iowa football. The Hawkeyes played their first football game on Nov. 16, 1889, against Grinnell. Iowa has played 1,256 games since beginning football in 1889. Iowa's overall record is 657-560-39 (.539).

SCORING SUMMARY

First Quarter

IA -- Nico Ragaini, 21-yard pass from Stanley (kick failed)

IA -- Tyler Goodson, 10-yard rush (Duncan kick)

Second Quarter

MINN -- Brock Walker, 24-yard field goal

IA -- Smith Marsette, 5-yard pass from Stanley (Duncan kick)

MINN -- Brock Walker, 20-yard field goal

Third Quarter

MINN -- Tyler Johnson, 28-yard pass from Morgan (Walker kick)

Fourth Quarter

IA -- Keith Duncan, 27-yard field goal

MINN -- Rodney Smith, 1-yard touchdown rush (kick failed)

TEAM STATS

MINNESOTA	TEAM STATS	IOWA
23	First Downs	17
30-63	Rushes-Yards	31-117
368	Passing Yards	173
25-39-1	Com-Att-Int	14-23-0
69-431	Total Offense	54-290
2-31.5	Punts-Avg.	4-42.0
1-0	Fumbles-Lost	0-0
5-52	Penalties-Yards	3-16
32:20	Possession Time	27:40

INDIVIDUAL LEADERS

RUSHING:

MINNESOTA: Smith 14-46; Brooks 4-23

IOWA: Goodson 13-94; Sargent 6-18

PASSING:

MINNESOTA: Morgan 25-36-368 1 TD, 0 INT

IOWA: Stanley 14-23-173 2 TD, 0 INT

RECEIVING:

MINNESOTA: Johnson 9-170; Bateman 6-98; Douglas 4-60

IOWA: Tracy 6-77; Smith-Marsette 4-43; Ragaini 2-30

TACKLES:

MINNESOTA: Winfield 8; St-Juste 7; Barber 6

IOWA: Welch 11; Hankins 8; Stone 8





IOWA FOOTBALL

ILLINOIS (6-5, 4-4) at #17 IOWA HAWKEYES (8-3, 5-3)

SATURDAY, NOV. 23, 2019 -- KINNICK STADIUM

	1	2	3	4	FINAL
ILLINOIS	7	0	0	0	10
#17 IOWA	7	6	0	6	19

ATTENDANCE: 58,331

TEMPERATURE: 36 DEGREES

TIME OF GAME: 3 HOURS, 10 MINUTES

UP NEXT: IOWA AT NEBRASKA | NOV. 29

IOWA NOTES

Kirk Ferentz has 96 Big Ten Conference wins, tying Hayden Fry for No. 4 all-time in conference history.

The win was Iowa's eighth of the season. Iowa has five straight seasons with at least eight wins, its longest such stretch since 1981-87. Iowa has 12 seasons with eight or more wins since 1999.

INDIVIDUAL NOTES

K Keith Duncan connected on four field goals today (23, 45, 24, 29) to break the Big Ten single-season record. The four made field goals ties a career high (Iowa State, Purdue). He has 27 made field goals this season, a single-season school record. His six field goal attempts today are a career best. Duncan is 23-26 on field attempts this season, and 12-14 on field goal tries of 40-yards. Duncan has 36 career made field goals, sixth all-time.

LB Kristian Welch had a team and career-high 12 tackles. Ten of the tackles were solo stops. His 12th tackle was a sack on the final play of the game. Welch has led Iowa in tackles six times this season.

QB Nate Stanley recorded his fifth career 300-yard passing game. He finished 18-35 for 308 yards. Eight of Stanley's 18 completions were 20-yards or more, including all four completions to WR Ihmir Smith-Marsette. Stanley's first five completions were at least 18 yards.

SS Geno Stone's sack in the second quarter was the first of his career. Stone is the only Hawkeye this season to have at least one sack, one interception, one pass breakup, on forced fumble, and one recovered fumble.

WR Ihmir Smith-Marsette had a career-high 121 receiving yards on four receptions. It is his second career 100-yard receiving game, and second this season (Rutgers, 113).

DB Michael Ojemudia and DB Matt Hankins recorded interceptions for Iowa. It is the second multi-interception game for Iowa this season (Rutgers, 2). Ojemudia matched his career-high with eight tackles.

MISCELLANEOUS

Iowa had three takeaways. Illinois had one. It is the first time this season the Illini had fewer than two takeaways in a game.

Iowa won the toss and elected to receive. The Hawkeyes have played 264 games under head coach Kirk Ferentz. Iowa has opened the game on offense 198 times (125-74). The Hawkeyes have opened the game on defense 66 times (36-30).

SCORING SUMMARY

First Quarter

IA -- Tyler Goodson, 2-yard touchdown rush (Duncan kick)

ILL -- Donny Navarro, 31-yard pass from Peters (McCourt kick)

Second Quarter

IA -- Keith Duncan, 23-yard field goal

IA -- Keith Duncan, 45-yard field goal

Third Quarter

Fourth Quarter

IA -- Keith Duncan, 24-yard field goal

ILL -- James McCourt, 28-yard field goal

IA -- Keith Duncan, 29-yard field goal

TEAM STATS

ILLINOIS	TEAM STATS	IOWA
20	First Downs	16
39-192	Rushes-Yards	32-79
144	Passing Yards	308
18-34-2	Com-Att-Int	18-35-1
73-336	Total Offense	67-387
4-38.5	Punts-Avg.	4-45.0
2-1	Fumbles-Lost	0-0
4-31	Penalties-Yards	4-29
28:11	Possession Time	31:49

INDIVIDUAL LEADERS

RUSHING:

ILLINOIS: Peters 10-76; Brown 14-67; Corbin 6-38

IOWA: Goodson 21-38; Stanley 4-22

PASSING:

ILLINOIS: Peters 16-31-125, 1 TD, 2 INT

IOWA: Stanley 18-35-308, 0 TD, 1 INT

RECEIVING:

ILLINOIS: Imatorbhedbe 4-36; Williams 4-24, Navarro 3-36

IOWA: Tracy 6-56; Smith-Marsette 4-121; LaPorta 2-27

TACKLES:

ILLINOIS: Harding 12; Green 8; Tolson 7

IOWA: Welch 12; Ojemudia 8; Koerner 7; Colbert 7





IOWA FOOTBALL

#17 IOWA HAWKEYES (9-3, 6-3) vs. NEBRASKA (5-7, 3-6)

FRIDAY, NOV. 29, 2019 -- MEMORIAL STADIUM

	1	2	3	4	FINAL
#17 IOWA	14	10	0	3	27
NEBRASKA	3	7	14	0	24

ATTENDANCE: 89,039

TEMPERATURE: 37 DEGREES

TIME OF GAME: 3 HOURS, 21 MINUTES

UP NEXT: IOWA at TBD

IOWA NOTES

Kirk Ferentz has 97 Big Ten Conference wins, passing Hayden Fry (96) for fourth all-time in conference history.

Kirk Ferentz has 161 wins as a member of the Big Ten Conference, fifth all-time and one win from tying Joe Paterno (162) for fourth all-time.

K Keith Duncan connected on a 48-yard field goal with one second remaining to break a 24-24 tie and give Iowa a 27-24 win. It was Duncan's second of two field goals made today (49, 48). He has 29 made field goals this season, a single-season school record, a Big Ten record, and tied for the sixth most in NCAA single-season history.

K Keith Duncan's game-winning field goal was the third fourth-quarter winning field goal of his career. He kicked a 33-yard field goal as time expired to defeat Michigan in 2016, and made a 39-yard field goal with 4:51 left in the fourth quarter to defeat Iowa State, 18-17, in 2019.

DE A.J. Epenesa set career highs in tackles (14) and tackles-for-loss (4.5-22 yards). He added two sacks (12 yards).

FS Jack Koerner (11) and LB Kristian Welch (10) had double-digit tackle games. Koerner recorded his first career interception (20 yard return) to thwart Nebraska's final drive of the first half. Welch has 33 tackles in his last three games.

QB Nate Stanley passed for 99 yards today, raising his career total to 8,089. He is the third player in program history to pass for 8,000 or more yards (Chuck Long 10,461; Drew Tate 8,292).

WR Ihmir Smith-Marsette's 45-yard touchdown rush in the first quarter was a career-long. The rush put Smith-Marsette over 2,500 career all-purpose yards. He is the 20th player in program history to reach that total. Smith-Marsette has 2,631 all-purpose yards, 20th all-time.

WR Ihmir Smith-Marsette's 95-yard kickoff return for a touchdown ties for the ninth longest in school history. It is the first kickoff returned for a touchdown by the Hawkeyes since Jordan Cotton returned a kickoff 92 yards for a touchdown against Penn State in 2012.

RB Tyler Goodson rushed 13 times for a career-high 116 yards and a touchdown. It is his first career 100-yard game. His 55-yard touchdown rush in the first quarter was the longest of his career and the longest rushing touchdown by Iowa this season, and the longest by a Hawkeye since Akrum Wadley in 2016 (75 yards vs. Nebraska).

RB Tyler Goodson is Iowa's leading rusher this season (590 yards). No true freshman has ever led the team in single-season rushing yards. The last redshirt freshman to lead Iowa in single-season rushing yards was Ladell Betts in 1998 (679 yards).

SCORING SUMMARY

First Quarter

IA -- Ihmir Smith-Marsette, 45-yard touchdown rush (Duncan kick)

NEB -- Matt Waldoch, 41-yard field goal

IA -- Tyler Goodson, 55-yard touchdown rush (Duncan kick)

Second Quarter

IA -- Keith Duncan, 49-yard field goal

NEB -- Cam Taylor-Britt, 38-yard interception return (Waldoch kick)

IA -- Ihmir Smith-Marsette, 95-yard kickoff return (Duncan kick)

Third Quarter

NEB -- JD Spielman, 39-yard pass from McCaffrey (Waldoch kick)

NEB -- Wyatt Mazour, 9-yard touchdown rush (Waldoch kick)

Fourth Quarter

IA -- Keith Duncan, 48-yard field goal

TEAM STATS

IOWA	TEAM STATS	NEBRASKA
13	First Downs	18
13-225	Rushes-Yards	56-184
99	Passing Yards	100
11-25-1	Com-Att-Int	12-23-1
56-324	Total Offense	79-284
8-39.8	Punts-Avg.	10-38.8
1-1	Fumbles-Lost	1-1
6-49	Penalties-Yards	3-25
26:09	Possession Time	33:51

INDIVIDUAL LEADERS

RUSHING:

IOWA: Goodson 13-116; Sargent 8-55

NEBRASKA: Mills 24-94; Martinez 21-44

PASSING:

IOWA: Stanley 11-24-99, 0 TD, 1 INT

NEBRASKA: Martinez 10-18-100, 0 TD, 1 INT

RECEIVING:

IOWA: LaPorta 3-37; Ragaini 3-12; Tracy 2-20

NEBRASKA: Mills 4-34; Spielman 3-34; Warner 2-31

TACKLES:

IOWA: Epenesa 14; Koerner 11; Welch 10

NEBRASKA: Daniels 6; Dismuke 6; Barry 6





IOWA FOOTBALL

2019 Numerical Roster

No.	Name	Pos.	No.	Name	Pos.	No.	Name	Pos.
1	* Wes Dvorak.....	DB	22	Michael Sleep-Dalton.....	P	59	Nathan Nelson	DE
1	Nolan Donald	WR	23	Shadrick Byrd.....	RB	60	Noah Fenske.....	OL
2	Peyton Mansell.....	QB	26	* Kaevon Merriweather ^	DB	61	** Cole Banwart.....	OL
2	Ryan Gersonde	P	27	Jermari Harris.....	DB	63	Justin Britt	OL
3	Tyrone Tracy, Jr.....	WR	28	** Toren Young	RB	64	Kyler Schott.....	OL
3	* Keith Duncan.....	PK	28	* Jack Koerner	DB	65	Tyler Linderbaum	OL
4	** Nate Stanley ^	QB	29	Sebastian Castro.....	DB	66	*** Levi Paulsen.....	OL
4	Dane Belton	DB	29	Jackson Ritter	WR	66	Dalles Jacobus.....	DL
5	Jestin Jacobs	LB	30	Quinn Schulte.....	DB	68	* Landan Paulsen	OL
5	Oliver Martin.....	WR	31	Jack Campbell.....	LB	69	Tyler Endres	OL
6	** Ihmir Smith-Marsette ^	WR	32	* Djimon Colbert	LB	70	Kyle Sorensen.....	OL
7	** Colten Rastetter	P	33	* Riley Moss ^	DB	71	* Mark Kallenberger.....	OL
7	Spencer Petras	QB	34	*** Kristian Welch ^	LB	72	Coy Kirkpatrick	OL
8	** Matt Hankins ^	DB	35	* Barrington Wade	LB	73	Cody Ince	OL
8	Alex Padilla	QB	36	*** Brady Ross.....	FB	74	** Tristan Wirfs ^	OL
9	** Geno Stone ^	DB	37	Kyler Fisher	DB	74	Austin Schulte	DL
9	Jack Combs	WR	38	Monte Pottebaum.....	FB	75	Jeff Jenkins	OL
10	* Mekhi Sargent.....	RB	39	*** Nate Wieting.....	TE	76	Ezra Miller	OL
10	Caleb Shudak.....	PK	40	Turner Pallissard	FB	77	** Alaric Jackson	OL
11	*** Michael Ojemudia	DB	41	Colton Dinsdale.....	LB	79	Jack Plumb.....	OL
11	Connor Kapisak.....	QB	41	Johnny Plewa.....	FB	80	Josiah Miamen	TE
12	* Brandon Smith ^	WR	42	** Shaun Beyer	TE	81	Desmond Hutson	WR
12	D.J. Johnson	DB	43	Dillon Doyle	LB	82	Calvin Lockett.....	WR
13	* Henry Marchese.....	DB	44	Seth Benson ^	LB	83	Alec Kritta.....	WR
13	Joe Evans	DE	45	* Joe Ludwig	FB	84	Sam LaPorta	TE
14	Daraun McKinney.....	DB	46	Logan Klemp	LB	84	Austin Spiewak.....	LS
15	Dallas Craddieth.....	DB	47	Nick Anderson	LB	85	Logan Lee	DE/TE
15	Tyler Goodson.....	RB	48	Bryce Schulte	TE	85	* Nate Vejvoda.....	LS
16	Terry Roberts.....	DB	49	** Nick Niemann.....	LB	86	Tommy Kujawa.....	TE
16	Charlie Jones	WR	50	* Jackson Subbert	LS	88	Jackson Frericks	TE
17	*** Devonte Young ^	DB	50	Louie Stec	DT	89	Nico Ragaini.....	WR
17	Ryan Schmidt.....	QB	52	*** Amani Jones ^	LB	90	Taajhir McCall.....	DL
18	* Drew Cook	TE	53	Spencer Daufeldt	DL	91	** Brady Reiff	DL
18	* John Milani.....	DB	54	Daviyon Nixon.....	DT	92	John Waggoner	DL
19	* Max Cooper ^	WR	54	Matt Fagan	OL	93	Jake Karchinski	DL
19	Mike Timm.....	LB	55	Luke Empen	OL	94	** A.J. Epenesa ^	DE
20	* Julius Brents ^	DB	55	Yahweh Jeudy.....	LB	95	*** Cedrick Lattimore ^	DL
20	Keontae Lockett	RB	56	Nick DeJong.....	OL	96	Lucas Amaya.....	K
21	** Ivory Kelly-Martin ^	RB	57	* Chauncey Golston.....	DL	97	Zach VanValkenburg	DL
21	Thomas Hartlieb.....	DB	57	Clayton Thurm.....	OL	98	Chris Reames	DL
22	Samson Evans.....	RB	58	Taylor Fox.....	DL	99	Noah Shannon	DL

* - - indicates letters won

^ - - redshirt year still available



IOWA FOOTBALL

33 Bowl Games 11 Big Ten Championships 28 Consensus All-America Honors 14 CFB Hall of Fame Inductees

Offense

Pos.No.	Name	Ht.	Wt.	Yr.	Hometown (Previous School)
WR..... 3	Tyrone Tracy, Jr.	5-11	200	#Fr.	Camby, Ind. (Decatur Central)
12	* Brandon Smith ^	6-2	218	Jr.	Lake Cormorant, Miss. (Lake Cormorant)
TE..... 39	*** Nate Wieting	6-4	250	Sr.	Rockford, Ill. (Lutheran)
84	Sam LaPorta ^	6-4	242	Fr.	Highland, Ill. (Highland)
OR 42	** Shaun Beyer	6-5	244	Jr.	Shellsburg, Iowa (Cedar Rapids Kennedy)
LT 77	** Alaric Jackson	6-6	320	Jr.	Detroit, Mich. (Renaissance)
79	Jack Plumb	6-7	272	#Fr.	Green Bay, Wis. (Bay Port)
LG 68	* Landan Paulsen	6-5	305	Sr.	Moville, Iowa (Woodbury Central)
71	* Mark Kallenberger	6-5	291	So.	Bettendorf, Iowa (Bettendorf)
C 65	Tyler Linderbaum	6-3	286	#Fr.	Solon, Iowa (Solon)
75	Jeff Jenkins	6-3	266	#Fr.	Crystal Lake, Ill. (Prairie Ridge)
RG 64	Kyler Schott	6-2	290	So.	Coggon, Iowa (North Linn)
63	Justin Britt ^	6-5	290	Fr.	Indianapolis, Ind. (Warren Central)
RT..... 74	** Tristan Wirfs ^	6-5	322	Jr.	Mount Vernon, Iowa (Mount Vernon)
66	*** Levi Paulsen	6-5	305	Sr.	Moville, Iowa (Woodbury Central)
WR..... 6	** Ihmir Smith-Marsette ^	6-1	183	Jr.	Newark, N.J. (Weequahic)
89	Nico Ragaini	6-0	192	#Fr.	East Haven, Conn. (Avon Old Farms Prep)
QB..... 4	** Nate Stanley ^	6-4	243	Sr.	Menomonie, Wis. (Menomonie)
7	Spencer Petras	6-5	230	#Fr.	San Rafael, Calif. (Marin Catholic)
RB 15	Tyler Goodson ^	5-10	190	Fr.	Suwanee, Ga. (North Gwinnett)
28	** Toren Young	5-11	223	Jr.	Madison, Wis. (Monona Grove)
OR 10	* Mekhi Sargent	5-9	212	Jr.	Key West, Fla. (Key West/Iowa Western)
FB..... 36	*** Brady Ross	6-0	246	Sr.	Humboldt, Iowa (Humboldt)
40	Turner Pallissard	6-0	242	#Fr.	Frankfort, Ill. (Lincoln-Way East)
PK 3	* Keith Duncan	5-10	180	Jr.	Weddington, N.C. (Weddington)
10	Caleb Shudak	5-8	180	Jr.	Council Bluffs, Iowa (Lewis Central)

Defense

Pos.No.	Name	Ht.	Wt.	Yr.	Hometown (Previous School)
LE..... 57	* Chauncey Golston	6-5	270	Jr.	Detroit, Mich. (East English Village)
92	John Waggoner	6-5	270	#Fr.	Des Moines, Iowa (Dowling)
OR 13	Joe Evans	6-2	240	#Fr.	Ames, Iowa (Ames)
LT 95	*** Cedrick Lattimore ^	6-3	295	Sr.	Redford, Mich. (East English Village)
54	Daviyon Nixon	6-3	309	So.	Kenosha, Wis. (Indian Trail/Iowa Western)
RT..... 91	** Brady Reiff	6-3	277	Sr.	Parkston, S.D. (Parkston)
74	Austin Schulte	6-4	287	Jr.	Pella, Iowa (Pella)
RE 94	** A.J. Epenesa ^	6-6	280	Jr.	Glen Carbon, Ill. (Edwardsville)
97	Zach VanValkenburg	6-4	270	Jr.	Zeeland, Mich. (Zeeland West)
Leo/Cash.... 49	** Nick Niemann	6-4	235	Jr.	Sycamore, Ill. (Sycamore)
35	* Barrington Wade	6-1	236	Jr.	Skokie, Ill. (Niles North)
MLB 34	*** Kristian Welch	6-3	239	Sr.	Iola, Wis. (Iola-Scandinavia)
43	Dillon Doyle	6-3	235	#Fr.	Iowa City, Iowa (West)
WLB 32	* Djimon Colbert	6-1	235	So.	Shawnee Mission, Kan. (Bishop Miege)
44	Seth Benson	6-0	227	#Fr.	Sioux Falls, S.D. (Washington)
LC..... 8	** Matt Hankins ^	6-0	185	Jr.	Lewisville, Tex. (Marcus)
12	D.J. Johnson	5-11	183	#Fr.	Indianapolis, Ind. (North Central)
SS..... 9	** Geno Stone ^	5-10	210	Jr.	New Castle, Pa. (Senior)
4	Dane Belton ^	6-1	190	Fr.	Tapa Fla. (Jesuit)
FS..... 28	* Jack Koerner	6-0	204	So.	Des Moines, Iowa (Dowling)
26	* Kaevon Merriweather ^	6-0	210	So.	Belleville, Mich. (Belleville)
RC 11	*** Michael Ojemudia	6-1	200	Sr.	Farmington Hills, Mich. (Harrison)
33	* Riley Moss ^	6-1	191	So.	Ankeny, Iowa (Centennial)
PT..... 22	Michael Sleep-Dalton	6-0	212	Sr.	Geelong, Australia (St. Joseph's College/ASU)
7	** Colten Rastetter	6-1	213	Sr.	Guttenberg, Iowa (Clayton Ridge)

Punt Returns: 19 Max Cooper Kickoff Returns: 6 Ihmir Smith-Marsette
9 Geno Stone 17 Devonte Young

Deep Snaps: 50 Jackson Subbert Holder: 7 Colten Rastetter
85 Nate Vejvoda

* -- Letters won

^ -- Redshirt year still available

-- Indicates redshirt freshman

