



IOWA HAWKEYES

11-11 Overall, 2-7 Big Ten

3 FINAL FOURS | 8 BIG TEN CHAMPIONSHIPS | 2 BIG TEN TOURNAMENT TITLES | 25 NCAA TOURNAMENTS

IOWA (11-11, 2-7) vs. NEBRASKA (15-8, 6-4)

Jan. 27, 2018 // Lincoln, Nebraska // Pinnacle Bank Arena // 7:07 p.m. CT

NEBRASKA HUSKERS

Pos.	No.	Name	Ht.	Wt.	Yr.	Hometown	Statistical Summary
G	5	Glynn Watson, Jr.	6-0	173	Jr.	Bellwood, Illinois	11.2 ppg, 3.6 rpg, 3.1 apg
G	13	Anton Gill	6-3	195	Sr.	Raleigh, N.C.	8.9 ppg, 1.8 rpg, 1.2 apg
G	24	James Palmer Jr.	6-6	210	Jr.	Upper Marlboro, Md.	16.7 ppg, 4.4 rpg, 2.6 apg
F	14	Isaac Copeland	6-9	221	Jr.	Raleigh, N.C.	12.6 ppg, 6.3 rpg, 1.3 bpg
F	15	Isaiah Roby	6-8	226	So.	Dixon, Ill.	7.1 ppg, 5.4 rpg, 1.8 bpg

Head Coach: Tim Miles (University of Mary, 1989); Sixth Season at Nebraska (90-94); 23rd Season Overall (373-314)

IOWA HAWKEYES

Pos.	No.	Name	Ht.	Wt.	Yr.	Hometown	Statistical Summary
G	3	Jordan Bohannon	6-0	190	So.	Marion, Iowa	13.3 ppg, 2.2 rpg, 5.1 apg
G	4	Isaiah Moss	6-5	205	RS-Jr.	Chicago, Ill.	11.4 ppg, 2.1 rpg, 2.0 apg
F	51	Nicholas Baer	6-7	210	RS-Jr.	Bettendorf, Iowa	6.2 ppg, 5.4 rpg, 1.1 spg
F	55	Luka Garza	6-11	235	Fr.	Washington, D.C.	11.2 ppg, 6.8 rpg, 1.2 bpg
C	5	Tyler Cook	6-9	255	So.	St. Louis, Mo.	14.6 ppg, 6.5 rpg, 1.5 apg

Head Coach: Fran McCaffery (Penn, 1979); Eighth Season at Iowa (148-112); 21st Season Overall (399-289)

GAME #23 STORYLINES

- All 11 of Iowa's wins this season have come when scoring 80 points or more.
- Fran McCaffery has 399 wins in 22 seasons as a head coach; he is one victory from reaching the 400-win milestone.
- Both Iowa and Nebraska's coaching staffs will be wearing sneakers with their dress attire on the sidelines on Saturday to help raise cancer awareness for Coaches vs. Cancer.
- Jordan Bohannon has five 10+ assists games in his career, which ties B.J. Armstrong and Mike Gesell for second most by a Hawkeye in program history (Cal Wulfsberg, 6). Bohannon's five career double-doubles -- all in points and assists -- ties B.J. Armstrong for the most in program history.
- The Hawkeyes rank sixth in the country in assists per game, averaging 18.6 per contest. Additionally, Iowa ranks 31st nationally in total rebounds per contest (39.7) and rebounding margin (+6.3), and 39th in assist-to-turnover ratio (1.34).
- Jordan Bohannon has made five 3-pointers in each of Iowa's last three road games.
- Isaiah Moss netted 15 of his 17 points in the first half against the Huskers in last year's double-overtime game played in Pinnacle Bank Arena on Jan. 5, 2017.
- Sophomore Jordan Bohannon enters Saturday's game at Nebraska having made 24 consecutive free throw attempts, dating back to Jan. 4 (Ohio State). Chris Street is Iowa's record holder, making 34 straight free throws in 1993.
- Luka Garza is a two-time Big Ten Freshman of the Week honoree (Nov. 13 and Jan. 2). Garza ranks first among Big Ten freshmen in rebounding (6.8) and second in field goal percentage (.588).
- Freshman forward Luka Garza has scored in double figures in eight of the last 12 games and leads the team in double-doubles (4), rebounding (6.8), blocked shots (1.2), and field goal percentage (.588).
- Iowa's top four scorers are underclassmen, with all four averaging double figures.
- Tyler Cook has 40 dunks this season, including a season-best six in Iowa's win over Drake on Dec. 16.
- Iowa has played only two games this year with a full roster (Drake and Southern Utah).
- The Hawkeyes registered their third largest comeback in school history, and second largest on the road, when they rallied from a 20-point deficit at Illinois on Jan. 11.

2017-18 SCHEDULE/RESULTS

Date	Opponent (TV)	Time
Nov. 10	Chicago State	W, 95-62
Nov. 12	Alabama State ^	W, 92-58
Nov. 16	Grambling State	W, 85-74
Nov. 20	vs. Louisiana #	L, 71-80
Nov. 21	vs. South Dakota State #	L, 72-80
Nov. 22	vs. UAB #	W, 95-85
Nov. 28	at Virginia Tech %	L, 55-79
Dec. 2	Penn State	L, 73-77
Dec. 4	at Indiana	L, 64-77
Dec. 7	at Iowa State +	L, 78-84
Dec. 10	Southern	W, 91-60
Dec. 16	vs. Drake *	W, 94-60
Dec. 19	Southern Utah	W, 92-64
Dec. 22	vs. Colorado !	W, 80-73
Dec. 29	Northern Illinois	W, 98-75
Jan. 2	Michigan	L, 68-75
Jan. 4	Ohio State	L, 81-92
Jan. 7	at Maryland	L, 73-91
Jan. 11	at Illinois	W, 104-97 (OT)
Jan. 17	at Rutgers	L, 64-80
Jan. 20	#3/3 Purdue	L, 64-87
Jan. 23	Wisconsin	W, 85-67
Jan. 27	at Nebraska (BTN)	7:07 p.m.
Jan. 30	Minnesota (BTN)	8 p.m.
Feb. 3	at Penn State (BTN)	5/7 p.m.
Feb. 6	Michigan State (ESPN/2)	8 p.m.
Feb. 10	at Ohio State (BTN)	5:07 p.m.
Feb. 14	at Michigan (BTN)	5:31 p.m.
Feb. 17	Indiana (ESPN/2)	1 p.m.
Feb. 21	at Minnesota (BTN)	8 p.m.
Feb. 25	Northwestern (BTN)	6:30 p.m.

all times listed are central

^ -- Cayman Islands Classic Preliminary Game
 # -- Cayman Islands Classic - Cayman Islands
 % -- Big Ten/ACC Challenge
 + -- Iowa Corn Cy-Hawk Series
 * -- The Hy-Vee Classic - Des Moines, Iowa
 ! -- Played in Sioux Falls, South Dakota
 \$ -- Big Ten Tournament - New York City

PRONUNCIATION GUIDE

Kirk Speraw.....	SPEAR-awe
Nicholas Baer.....	BAY-IR
Maishe Dailey.....	MAY-she
Luka Garza.....	LOU-kah
Ryan Kriener.....	KREEN-ir
Jack Nunge.....	NONE-gee (rhymes with bungee)
Cordell PemsI.....	PEM-sul
Dom Uhl.....	YULE

MULTIMEDIA GAME INFORMATION

TELEVISION

• BTN

Cory Provus (PxP)
Jon Crispin (analyst)

MOBILE APPS/ONLINE

• BTN2GO

RADIO

• Hawkeye Radio Network • Sirius 135, XM 195

Gary Dolphin (PxP)
Bob Hansen (analyst)

LIVE STATISTICS

• StatBroadcast

hawkeyesports.com



INSIDE THE NUMBERS

	IOWA	NEB
Scoring Average	80.5	72.2
Scoring Defense	76.4	68.5
Scoring Margin	+4.0	+3.7
FG%	.478	.427
FG% Defense	.447	.415
FT%	.683	.709
3-PT FG%	.377	.349
3-PT FG% Defense	.357	.304
Rebound Margin	+6.3	-3.2
Assists Per Game	18.6	13.6
Turnovers Per Game	13.9	11.4
Steals Per Game	5.5	6.5
Blocks Per Game	4.6	5.7

MISCELLANEOUS STATS

Double-Figure Scoring Games...					
Player	14-15	15-16	16-17	17-18	Career
Tyler Cook	---	---	19	16	35
Jordan Bohannon	---	---	17	14	31
Isaiah Moss	---	---	9	14	23
Cordell Pems	---	---	15	5	20
Nicholas Baer	---	5	10	4	19
Luka Garza	---	---	---	12	12
Dom Uhl	1	7	1	---	9
Brady Ellingson	---	1	6	1	8
Ahmad Wagner	---	1	4	1	6
Jack Nunge	---	---	---	6	6
Maishe Dailey	---	---	---	3	3
Ryan Kriener	---	---	2	---	2

20-Point Scoring Games...					
Player	14-15	15-16	16-17	17-18	Career
Jordan Bohannon	---	---	5	4	9
Tyler Cook	---	---	2	6	8
Isaiah Moss	---	---	1	2	3
Brady Ellingson	---	1	1	---	2
Luka Garza	---	---	---	2	2

Double-Figure Rebounding Games...					
Player	14-15	15-16	16-17	17-18	Career
Nicholas Baer	---	---	6	3	9
Tyler Cook	---	---	3	3	6
Luka Garza	---	---	---	5	5
Cordell Pems	---	---	2	1	3
Dom Uhl	---	1	1	---	2

Double-Doubles...					
Player	14-15	15-16	16-17	17-18	Career
Tyler Cook	---	---	2	3	5
Jordan Bohannon	---	---	3	2	5
Nicholas Baer	---	---	3	1	4
Luka Garza	---	---	---	4	4
Dom Uhl	---	1	---	---	1
Cordell Pems	---	---	1	---	1

4+ Three-Pointer Games...					
Player	14-15	15-16	16-17	17-18	Career
Jordan Bohannon	---	---	8	9	17
Isaiah Moss	---	---	2	3	5
Nicholas Baer	---	1	3	---	4
Brady Ellingson	---	---	2	---	2

5+ Assists Games...					
Player	14-15	15-16	16-17	17-18	Career
Jordan Bohannon	---	---	20	12	32
Brady Ellingson	---	---	2	1	3
Nicholas Baer	---	---	2	1	3
Isaiah Moss	---	---	1	2	3
Cordell Pems	---	---	1	1	2
Ahmad Wagner	---	---	1	---	1
Dom Uhl	---	---	1	---	1
Tyler Cook	---	---	---	1	1

3+ Steals Games...					
Player	14-15	15-16	16-17	17-18	Career
Nicholas Baer	---	---	---	8	8
Jordan Bohannon	---	---	---	2	2
Cordell Pems	---	---	---	2	2
Jack Nunge	---	---	---	2	2
Tyler Cook	---	---	---	2	2
Isaiah Moss	---	---	---	2	2
Dom Uhl	---	---	1	---	1
Ahmad Wagner	---	---	1	---	1
Luka Garza	---	---	---	1	1

3+ Blocks Games...					
Player	14-15	15-16	16-17	17-18	Career
Nicholas Baer	---	1	6	1	8
Luka Garza	---	---	---	4	4
Dom Uhl	---	1	1	---	2
Ryan Kriener	---	---	2	---	2
Jack Nunge	---	---	---	2	2
Ahmad Wagner	---	---	1	---	1
Cordell Pems	---	---	1	---	1

2017-18 MARGIN OF VICTORY/DEFEAT

Points	1	2	3	4	5	6	7	8	9	10+	15+	20+
Wins	0	0	0	0	0	1	1	0	0	2	1	6
Losses	0	0	0	1	0	1	1	1	1	3	1	2

THE SETTING

Iowa (11-11, 2-7) hits the road for a Saturday contest at Nebraska (15-8, 6-4). Tipoff is slated for 7:07 p.m. (CT) inside Pinnacle Bank Arena in Lincoln, Nebraska. Saturday will be the only regular season meeting between the two teams.

ON THE AIR

Radio: Iowa games are broadcast on the Hawkeye Radio Network. Gary Dolphin handles the play-by-play, along with color commentator Bob Hansen. The network includes more than 40 stations that blanket the state of Iowa and include portions of Illinois, Nebraska, Minnesota, Missouri and Wisconsin. The Hawkeye Radio Network coverage includes a 60-minute pregame show.

TV: Saturday's game will be televised nationally on BTN (BTN2GO). Cory Provus and Jon Crispin will call the action.

COACHES VS. CANCER SUITS & SNEAKERS

Coach McCaffery and his staff will wear Nikes on the sidelines during Saturday night's game at Nebraska. They are joining coaches from across the country who are trading in dress shoes for sneakers as part of the annual Coaches vs. Cancer Suits & Sneakers Week. Coaches vs. Cancer is a collaboration between the American Cancer Society and National Association of Basketball Coaches. The program empowers coaches, their teams and communities to join the fight against cancer by participating in awareness efforts, advocacy programs, and fundraising activities.

HAWKEYES CRUISE TO VICTORY OVER WISCONSIN

Five Hawkeyes scored in double figures en route to an 85-67 triumph over the Wisconsin Badgers Tuesday evening in Iowa City. The contest was the only meeting of the regular season between the two teams.

- Iowa's 18-point victory is over Wisconsin is its largest margin of victory since beating the Badgers by 25 points (78-53) on Jan. 11, 1997.
- Tyler Cook and Luka Garza each scored 17 points to pace the home squad. In addition to the 17 points, Garza pulled down a season and game-best 16 rebounds. It marked the most rebounds in a single game by a Hawkeye since Adam Woodbury had 18 against the Badgers on Feb. 24, 2016. The double-double was Garza's team-leading fourth of the season and second in four games.
- Point guard Jordan Bohannon recorded his fifth career double-double in points and assists (13 points and 11 assists). The 11 assists are a season best for the sophomore.
- Redshirt junior Brady Ellingson (concussion) and sophomore forward Ryan Kriener (concussion) did not play.
- Ethan Happ led the Badgers with 21 points, 10 rebounds, five assists, and three steals. Happ netted 17 of his 21 points in the final 19 minutes.

2017-18 IOWA HAWKEYES ROSTER

No.	Name	Pos.	Ht.	Wt.	Yr.	Hometown (High School)
0	Ahmad Wagner	F	6-7	235	Jr.	Yellow Springs, Ohio (Wayne)
1	Maishe Dailey	G	6-7	195	So.	Beachwood, Ohio (Beachwood)
2	Jack Nunge	F	6-11	225	Fr.	Newburgh, Ind. (Castle)
3	Jordan Bohannon	G	6-0	180	So.	Marion, Iowa (Linn-Mar)
4	Isaiah Moss	G	6-5	205	So. ^A	Chicago, Ill. (Simeon)
5	Tyler Cook	F	6-9	255	So.	St. Louis, Mo. (Chaminade Prep)
11	Charlie Rose	G	6-4	190	Sr.	Elmhurst, Ill. (York Community)
13	Austin Ash	G	6-2	160	Fr.	Cedar Rapids, Iowa (Mount Vernon)
15	Ryan Kriener	F	6-9	250	So.	Spirit Lake, Iowa (Spirit Lake)
20	Riley Till	F	6-7	200	Fr. ^A	Dubuque, Iowa (Wahlert)
24	Brady Ellingson	G	6-4	196	Jr. ^A	Menomonee Falls, Wis. (Hamilton)
25	Dom Uhl	F	6-9	220	Sr.	Frankfurt, Germany (Point Pleasant Beach, NJ)
30	Connor McCaffery	G	6-5	200	Fr.	Iowa City, Iowa (West)
35	Cordell Pems	F	6-8	240	So.	Dubuque, Iowa (Wahlert)
51	Nicholas Baer	F	6-7	210	Jr. ^A	Bettendorf, Iowa (Bettendorf)
55	Luka Garza	F	6-11	235	Fr.	Washington, D.C. (Maret)

Head Coach: Fran McCaffery

Assistant Coaches: Kirk Speraw, Sherman Dillard, Andrew Francis



HEAD COACH FRAN McCAFFERY

Fran McCaffery, who is signed through the 2023 season, is in his eighth season as the head basketball coach at the University of Iowa and his 22nd year overall as a college head coach. McCaffery has reached the 20-win plateau eight of the last 11 seasons, including four of the last five years.

McCaffery spent five seasons (2005-10) as the head coach at Siena, six years at UNC-Greensboro (1999-2005) and three seasons at Lehigh (1985-88) before joining the Hawkeyes.

McCaffery has three decades of Division I coaching experience. He completed his 35th season as a collegiate coach in 2017, which includes 21 years as a head coach and 14 as an assistant. McCaffery is one of 12 coaches to lead four different Division I teams to the NCAA Tournament.

McCaffery, 57, holds a career mark of 399-289 (.580) and guided his teams to 11 postseason appearances (seven NCAA and four NIT). He is 148-112 (.569) at Iowa. McCaffery led Iowa to NCAA Tournament victories in two of the last three years (2015 and 2016), the first time Hawkeye teams have won tournament games in consecutive seasons since 1996-97.

Since taking over the Iowa program in 2010, the Hawkeyes have earned six postseason tournament berths (3 NCAA, 3 NIT). McCaffery coached Iowa to 25 victories in 2013, equaling the second-most win total in program history. McCaffery has guided five different Hawkeyes to all-conference honors, including four straight first team honorees. The last time Iowa had four consecutive first-team all-league honorees was 1945-48.

McCaffery has posted upper division finishes in each of the past five seasons at Iowa and 17 of 21 seasons as a head coach. He has posted 20 wins or more eight of the last 11 seasons, including four of the last five years at Iowa (2013, 2014, 2015, and 2016).

McCaffery and the Hawkeyes have made Carver-Hawkeye Arena one of the most feared arenas to play nationally. Fans have embraced McCaffery and his team's style of play with attendance increasing by more than 50 percent since 2010. The Hawkeyes boast a 73-17 (.811) home record the last five seasons, which includes a school-record 18 wins in 2014.

McCaffery's five years at Siena were the best in its 70-year history. He led the Saints on an incredible run that ended with three straight Metro Atlantic Athletic Conference championships and NCAA Tournament appearances. In so doing, Siena became the only program in the country to win its regular season and postseason title 2008-10.

McCaffery's Saints owned a 112-51 (.687) record in his five years with the program. He guided the Saints to four consecutive 20-win seasons.

The 2009 MAAC Coach of the Year and 2010 District I Coach of the Year is the third winningest coach, by percentage, in league history (.682, .756). He is the only coach to guide a MAAC program to two NCAA Tournament wins. McCaffery led his 2008 and 2009 teams to first round NCAA Tournament victories over Vanderbilt and Ohio State, respectively.

In his final two seasons at Siena, he coached the Saints to back-to-back 27-win campaigns and boasted a combined 39-3 (.929) record against MAAC opponents, which included MAAC Tournament contests.

McCaffery began his coaching career as an assistant at Penn (1982-83) and Lehigh (1983-85). After three seasons as head coach at Lehigh, he spent 11 seasons as an assistant at Notre Dame (1988-99).

McCaffery played basketball at Wake Forest his freshman year (1977-78) and then concluded his collegiate playing career at Penn his final three seasons (1979-82).

He earned his B.S. degree in Economics from The Wharton School (Penn) in 1982. McCaffery also earned a Master of Education from Lehigh in 1985.



THE McCAFFERY FILE

Born: May 23, 1959
Hometown: Philadelphia, Pa.
High School: LaSalle, 1977
College: B.S. in Economics, The Wharton School (Penn), 1982
Master of Education, Lehigh, 1985
Family: Wife, Margaret
Sons, Connor, Patrick and Jonathan Francis
Daughter, Marit Katherine
Brother, Jack (sportswriter in Philadelphia area)

Coaching Honors

MAAC Coach of the Year, 2009

NABC District I Coach of the Year, 2009-10

Coaching History (30 years)

1982-83 Assistant Coach, Penn
1983-85 Assistant Coach, Lehigh
1985-88 Head Coach, Lehigh
1988-99 Assistant Coach, Notre Dame
1999-05 Head Coach, UNC-Greensboro
2005-10 Head Coach, Siena
2010-present Head Coach, University of Iowa

Coaching Chart

Overall (21 seasons): 399-289 (.580)

At Iowa (eight seasons): 148-112 (.569)

At Siena (five seasons): 112-51 (.688)

At UNCG (six seasons): 90-87 (.508)

At Lehigh (three seasons): 49-40 (.551)

NCAA Tournament (eight appearances*): 4-8

NIT (four appearances): 6-4

**McCaffery is the first coach to bring three different programs from one-bid leagues to the NCAA Tournament (conferences that sent just one team the year his program advanced).*

McCaffery in Postseason Play

1988 NCAA Tournament -- Lehigh
1989 NCAA Tournament -- Notre Dame
1990 NCAA Tournament -- Notre Dame
1992 NIT -- Notre Dame
1997 NIT -- Notre Dame
2001 NCAA Tournament -- UNC-Greensboro
2002 NIT -- UNC-Greensboro
2008 NCAA Tournament -- Siena
2009 NCAA Tournament -- Siena
2010 NCAA Tournament -- Siena
2012 NIT -- Iowa
2013 NIT -- Iowa
2014 NCAA Tournament -- Iowa
2015 NCAA Tournament -- Iowa
2016 NCAA Tournament -- Iowa
2017 NIT -- Iowa

Playing Experience

Wake Forest, 1977-78

Penn, 1979-82

COACHING HONORS

NABC District I Coach of the Year, 2009-10

MAAC Coach of the Year, 2008-09

HEAD COACHING EXPERIENCE

Lehigh (1985-88):49-39 (.557); 8-6 (.571) League
UNC-Greensboro (1999-05):90-87 (.508); 49-47 (.510) League
Siena (2005-10)112-51 (.687); 68-22 (.756) League
Iowa (2010-present):148-112 (.569); 66-69 (.489) League

Big Ten Standings/Schedule

Team	Big Ten	Pct.	Overall	Pct.
Ohio State	9-0	1.000	18-4	.818
Purdue	8-0	1.000	19-2	.905
Michigan State	6-2	.750	18-3	.857
Michigan	6-3	.667	17-5	.773
Nebraska	6-4	.600	15-8	.652
Indiana	5-4	.556	12-9	.571
Maryland	4-5	.444	15-7	.682
Northwestern	4-5	.444	13-9	.591
Penn State	3-5	.375	13-8	.619
Wisconsin	3-5	.375	10-11	.476
Minnesota	3-7	.300	14-9	.609
Rutgers	2-7	.222	12-10	.545
IOWA	2-7	.222	11-11	.500
Illinois	1-8	.111	11-11	.500

Thursday, Jan. 25

Michigan at Purdue, 6 p.m.

Penn State at Ohio State, 7 p.m.

Friday, Jan. 26

Wisconsin at Michigan State, 7 p.m.

Saturday, Jan. 27

Rutgers at Penn State, 3 p.m.

IOWA at Nebraska, 7:07 p.m.

Sunday, Jan. 28

Michigan State at Maryland, 6 p.m.

Purdue at Indiana, 2:30 p.m.

Monday, Jan. 29

Northwestern at Michigan, 6 p.m.

Nebraska at Wisconsin, 8 p.m.

All times are central

National Rankings

AP Poll

Jan. 22

1. Villanova
2. Virginia
3. Purdue
4. Duke
5. Kansas
6. Michigan State
7. West Virginia
8. Xavier
9. Cincinnati
10. North Carolina
11. Arizona
12. Oklahoma
13. Ohio State
14. Texas Tech
15. Gonzaga
16. Saint Mary's
17. Wichita State
18. Clemson
19. Auburn
20. Florida
21. Arizona State
22. Tennessee
23. Nevada
24. Rhode Island
25. Michigan

USA Today Poll

Jan. 22

1. Villanova
2. Virginia
3. Purdue
4. Duke
5. Kansas
6. Michigan State
7. West Virginia
8. Xavier
9. Cincinnati
10. North Carolina
11. Oklahoma
12. Arizona
13. Ohio State
14. Texas Tech
15. Gonzaga
16. Wichita State
17. Clemson
18. Saint Mary's
19. Auburn
20. Arizona State
21. Tennessee
22. Florida
23. Rhode Island
24. Miami
25. Michigan

2017-18 IOWA CAPTAINS

Iowa captains are senior Dom Uhl and junior Nicholas Baer.

ALL-TIME SERIES RECORDS

Iowa holds a 19-10 advantage in the series that began with a 27-17 Husker win in 1907. The Hawkeyes have won seven of the 10 meetings since Nebraska joined the Big Ten in 2011, including six of the last seven. Iowa's lone setback during that stretch was a 93-90 double overtime loss in Lincoln on Jan. 5, 2017.

The Hawkeyes have won 15 of the last 21 and 10 of the last 13 in the series.

Nebraska holds a slim 7-6 advantage over Iowa in games played in Lincoln. Saturday will be Iowa's third visit to Pinnacle Bank Arena. Iowa handed Nebraska its largest margin of defeat (74-46) in Pinnacle Bank on Feb. 22, 2015.

SCOUTING NEBRASKA

- Nebraska enters Saturday's game ranked 130th in the RPI. Saturday concludes a stretch of playing three games in six days. The Huskers played at Ohio State on Monday and at Rutgers on Wednesday.
- Nebraska is 5-3 in games decided by six points or fewer, including splitting this week's road games by margins of five (64-69 loss at Ohio State) and six (60-54 win at Rutgers).
- The Huskers are 11-1 at home this season, boasting a +10.3 average margin of victory in those games. Nebraska's only home setback this season came by one point to nationally-ranked Kansas (73-72) on Dec. 16.
- Nebraska won its last game, 60-54, at Rutgers on Wednesday. Nebraska's starters scored 59 of its 60 points in the victory.
- Three Huskers average double digits in scoring: James Palmer Jr. (16.7), Isaac Copeland (12.6), and Glynn Watson Jr. (11.2). Palmer (Miami) and Copeland (Georgetown) are transfers.
- Glynn Watson poured in a career and game-high 34 points in last year's double overtime game against Iowa in Lincoln on Jan. 5, 2017.
- Nebraska ranks first in the Big Ten in 3-point field goal percentage defense (.304), fifth in blocked shots (5.7), turnover margin (+1.8) and steals (5.7), and seventh in field goal percentage defense (.415). The Huskers are last in the conference in rebounding margin (-3.2). James Palmer's 16.7 scoring average ranks seventh best in the league, while Glynn Watson's 1.6 steals per contest average is third best.
- Senior Anton Gill did not play against the Hawkeyes last season after suffering a ruptured patella tendon in his right knee in December, 2016.
- Nebraska ranks 16th nationally in blocked shots per game (5.7), 21st in 3-point field goal percentage defense (.304), and 25th in fewest turnovers per game (11.4). Individually, James Palmer ranks 26th nationally in free throw attempts (142) and 43rd in free throw makes (105), while Isaiah Roby ranks 71st in blocked shots (1.77).
- Tim Miles is in his 23rd season as a head coach and his sixth season at Nebraska. Miles guided the Huskers to the 2014 NCAA Tournament.

LAST MEETING

Iowa avenged an early season double-overtime road loss to Nebraska on Feb. 5, 2017, with an 81-70 victory over the Huskers in Iowa City.

- Senior guard Peter Jok returned to the lineup after missing the previous two games due to injury. Jok finished with 12 points, bolstered by 8-of-8 at the free throw line.
- Iowa assisted on 22 of its 27 field goals (81 percent). Brady Ellingson dished out five assists and had no turnovers.
- Nebraska outscored Iowa 22-7 in second-chance opportunities, however the Hawkeyes outscored the Huskers 27-9 via the 3-point shot and 18-13 at the free throw line.
- Ten of Iowa's players who saw action scored. Four Hawkeyes scored in double figures: Jordan Bohannon (15), Tyler Cook (13), Peter Jok (12), and Brady Ellingson (11).
- Three Huskers netted double digits: Jack McVeigh (16), Tai Webster (14), and Jordy Tshimanga (10).

CONNOR MCCAFFERY OUT INDEFINITELY

Freshman guard Connor McCaffery underwent a tonsillectomy on Dec. 27, in Iowa City as a result of recurrent bouts of throat infections and his recent case of mononucleosis.

McCaffery, who already missed 10 games of his freshman campaign due to a sprained ankle and mononucleosis, will be out for an indeterminate period of time.

The native of Iowa City has played limited minutes in four nonconference games.

GARZA SHINES IN FRESHMAN CAMPAIGN

Freshman Luka Garza leads the team in blocked shots (1.2), rebounding (6.8), double-doubles (4), and field goal percentage (.583), second in free throws made (63) and attempts (98), and is fourth in scoring (11.2). His 6.8 rebounding average and 58.8 shooting percentage ranks first and second, respectively, among Big Ten freshmen this season.

Garza has made 47 of his last 59 free throws (.797), including a stretch of making 14 straight free throws, after starting the season 16-of-39 (.410) from the charity stripe. Additionally, he has shot 50 percent or better from the field in 12 of the last 15 games. The last two games, Garza posted a team-high 19 and 17 points against No. 3 Purdue and Wisconsin, respectively. He also snagged 16 boards to register his team-leading fourth double-double in the victory over Wisconsin; the 16 rebounds are the most by a Hawkeye in a single game since Adam Woodbury had 18 against the Badgers on Feb. 24, 2016.

Garza has netted double figures in eight of Iowa's last 12 games. Garza netted 17 of his 19 points in the second half and overtime and snagged 11 rebounds for his team-leading third double-double in Iowa's come-from-behind-victory at Illinois. He was a perfect 9-of-9 from the foul line against the Fighting Illini.

Garza had his best game as a collegiate player against Northern Illinois, going 8-of-8 from the field, including making all three 3-pointers, and 6-of-8 from the charity stripe, scoring a personal-best 25 points. He also denied a season-best five shots. His efforts garnered the forward Big Ten Freshman of the Week accolades for the second time this season (Nov. 13 and Jan. 2).

Against Chicago State on Nov. 10, Garza became the second Hawkeye in the last 20 years to register 16 points and five rebounds in their debut (Aaron White in 2011).

Garza followed up that performance against Chicago State (16 points, 5 rebounds) with a double-double against Alabama State. The native of Washington, D.C., had 11 points and a game-best 13 rebounds. Garza is the fifth Hawkeye to post a double-double in either his first or second game over the last 20 years, joining Dean Oliver, Reggie Evans, Devon Archie, and Aaron White. Garza's efforts in those first two wins garnered the forward Big Ten Freshman of the Week accolades.

COOKIN' WITH TYLER

Tyler Cook ranks first on the team in scoring (14.6) and is second in rebounding (6.5).

He had the best game of his collegiate career against UAB (29 points on 8-of-11 shooting from the field and 13-of-16 from the free throw line).

During Iowa's five-game win streak (Dec. 10-Dec. 29), Cook averaged 15.2 points. He made 30-of-44 (.682) field goals and 16-of-24 (.667) free throws. He dunked the ball nine times during that stretch, including a season-high six versus Drake. Overall, Cook has 40 dunks this season.

Cook is tied for eighth in the league in field goal accuracy (.564) and is tied for 13th in rebounding (6.5). The native of St. Louis has three double-double to his credit this season (Penn State, Illinois, and Rutgers).

Not only has Cook done a good job getting to the free throw line, but making his foul shots. Cook ranks 74th nationally in free throw attempts (120) and 112th in free throw makes (83). He also ranks 44th in field goal percentage (.564).

MAKING THE FREEBIES

Jordan Bohannon has boosted his overall season free throw percentages the last couple weeks by sinking all of his free throws.

Bohannon enters Saturday's contest versus Wisconsin having made 24 straight, dating back to the Ohio State game on Jan. 4. Bohannon's season percentage (.883) ranks first best in the Big Ten.

The legendary Chris Street owns the consecutive free throws made school record, making 34 straight over a span of six games (Jan. 2-16, 1993). Street's streak ended when he was killed in an auto accident on Jan. 19, 1993.

MISSING IN ACTION

Iowa has played two games this season with a full active roster of 16 (Drake and Southern Utah).

- Connor McCaffery: 18 games (combination of ankle, mono, tonsils)
- Nicholas Baer: first six games (finger)
- Ahmad Wagner: UAB (shoulder) and Colorado (ankle)
- Ryan Kriener: Indiana, Purdue, and Wisconsin (concussion)
- Cordell Pemsl: Southern University (leg laceration)
- Brady Ellingson: Wisconsin (concussion)

LAST FOUR GAMES STATISTICS

		Total				3-Point		F-Throw		Rebounds															
##	Player	gp-gs	min	avg	fg-fga	fg%	3fg-fga	3fg%	ft-fa	ft%	off	def	tot	avg	pf	dq	a	to	blk	stl	pts	avg			
03	Bohannon, Jordan	4-4	149	37.2	21-50	.420	12-32	.375	20-20	1.000	0	7	7	1.8	6	0	22	10	0	5	74	18.5			
55	Garza, Luka	4-4	101	25.3	22-36	.611	3-7	.429	16-19	.842	19	19	38	9.5	10	0	6	6	3	2	63	15.8			
05	Cook, Tyler	4-4	118	29.5	25-50	.500	0-1	.000	7-11	.636	7	23	30	7.5	7	0	6	12	2	6	57	14.3			
04	Moss, Isaiah	4-4	100	25.0	11-36	.306	4-14	.286	6-6	1.000	1	7	8	2.0	1	0	10	2	1	4	32	8.0			
51	Baer, Nicholas	4-4	104	26.0	11-27	.407	6-18	.333	4-6	.667	9	6	15	3.8	8	0	6	2	3	2	32	8.0			
35	Pemsl, Cordell	4-0	71	17.8	7-10	.700	0-0	.000	7-8	.875	7	15	22	5.5	11	0	2	6	1	0	21	5.3			
24	Ellingson, Brady	3-0	32	10.7	5-10	.500	1-1	1.000	0-0	.000	0	1	1	0.3	0	0	0	4	0	0	11	3.7			
15	Kriener, Ryan	2-0	23	11.5	3-5	.600	0-0	.000	1-2	.500	3	3	6	3.0	2	0	1	1	1	1	7	3.5			
01	Dailey, Maishe	4-0	61	15.3	3-9	.333	1-4	.250	2-9	.222	0	11	11	2.8	0	0	8	4	1	1	9	2.3			
11	Rose, Charlie	1-0	0	0.0	1-1	1.000	0-0	.000	0-0	.000	0	0	0	0.0	0	0	0	0	0	0	2	2.0			
02	Nunge, Jack	4-0	27	6.8	2-6	.333	0-2	.000	0-0	.000	2	2	4	1.0	7	0	2	3	1	3	4	1.0			
25	Uhl, Dom	2-0	11	5.5	1-2	.500	0-0	.000	0-0	.000	0	2	2	1.0	2	0	1	1	0	0	2	1.0			
00	Wagner, Ahmad	4-0	26	6.5	1-2	.500	0-0	.000	1-3	.333	1	0	1	0.3	4	0	0	2	0	0	3	0.8			
20	Till, Riley	1-0	2	2.0	0-0	.000	0-0	.000	0-0	.000	0	0	0	0.0	0	0	0	0	0	0	0	0.0			
Team											6	2	8												
Total.....		4	825	113-244		.463	27-79	.342	64-84	.762	55	98	153	38.2	58	0	64	56	13	24	317	79.2			
Opponents.....		4	825	124-252		.492	45-97	.464	38-52	.731	39	80	119	29.8	84	6	78	46	10	25	331	82.8			



IOWA IN BIG TEN STATISTICS

Category	All Games		Conf Only		NCAA	
	Stat	Rank	Stat	Rank	Stat	Rank
Assists	18.6	2nd	16.3	3rd	18.6	6th
Rebound Margin	+6.3	3rd	+4.2	3rd	+6.3	31st
Scoring Offense	80.5	3rd	75.1	4th	80.5	49th
3-Pt. Field Goal %	.377	4th	.387	3rd	.377	72nd
Field Goal %	.478	5th	.458	5th	.478	46th
3-Pt. FG Per Game	7.9	5th	7.2	6th	7.9	150th
Assist/TO Ratio	1.3	5th	1.1	9th	1.3	39th
Blocked Shots	4.6	T-8th	4.1	8th	4.6	49th
3-PT FG Defense	.357	10th	.429	13th	.357	234th
Free Throw %	.683	11th	.701	12th	.683	261st
Scoring Margin	+4.0	11th	-7.4	12th	+4.0	143rd
Steals	5.5	12th	4.7	12th	5.5	272nd
Turnover Margin	-2.0	12th	-3.9	13th	-2.0	298th
FG% Defense	.447	12th	.488	13th	.447	226th
Scoring Defense	76.4	14th	82.6	14th	76.4	280th

Category	Player	All Games		NCAA	
		Stat	Rank	Stat	Rank
FG%	Luka Garza	.588	7th	---	---
	Tyler Cook	.564	T-8th	.564	44th
Rebounding	Luka Garza	6.8	12th	6.8	229th
	Tyler Cook	6.5	T-13th	---	---
Scoring	Tyler Cook	14.6	T-13th	---	---
	Jordan Bohannon	13.3	T-24th	---	---
Free Throw%	Jordan Bohannon	.883	2nd	---	---
Assists	Jordan Bohannon	5.1	3rd	5.1	67th
3-point FG%	Jordan Bohannon	.424	15th	.424	55th
3-pointers	Jordan Bohannon	2.7	2nd	2.7	94th
Blocked Shots	Luka Garza	1.2	T-13th	1.2	175th
Assist/TO Ratio	Jordan Bohannon	2.3	9th	2.3	81st

IOWA'S 2017-18 STATISTICAL COMPARISONS

	All Games	Big Ten	Home Games	Away Games	Iowa Wins	Iowa Losses
Record	11-11	2-7	7-4	4-7	11-0	0-11
Points	80.5	75.1	84.0	76.9	91.5	69.4
Opp. Pts	76.4	82.6	71.9	80.9	70.8	82.0
FG%	.478	.458	.500	.457	.526	.432
FG Def.	.447	.488	.428	.466	.410	.486
3-PT%	.377	.387	.394	.361	.385	.369
3-pt. Def.	.357	.429	.369	.345	.310	.407
FT%	.683	.701	.673	.696	.711	.627
REB	39.7	37.0	39.9	39.5	41.4	38.0
AST	18.6	16.3	21.5	15.8	21.5	15.7
TO	13.9	14.8	11.8	15.9	12.5	15.2
STL	5.5	4.7	6.2	4.8	7.0	4.0
BLK	4.6	4.1	5.7	3.5	5.4	3.9

HAWKEYES GO UNDEFEATED IN EUROPE

Iowa finished its European Tour with a perfect record in August notching wins in Germany, Switzerland, and Italy.

Four Hawkeyes averaged in double figures in the four games. Freshman Luka Garza averaged a double-double (22.5 points, 10.3 rebounds), sophomore Isaiah Moss averaged 12.5 points, Cook averaged 12.3 points, while Ryan Kriener averaged 11.3 points. As a team, the Hawkeyes shot 48.6 percent from the field, out-rebounded their opponents by 18, and had a +5.8 turnover margin.

Iowa played its first game in Germany, the home of Hawkeye senior Dom Uhl. The native of Frankfurt, Germany, had seven points, seven rebounds, three assists, two steals, and a block in his homecoming.

Garza led the team in scoring in all four games.

FRAN MCCAFFERY TO BE INDUCTED INTO SIENA HALL OF FAME

The Siena Athletics Hall of Fame Class of 2017 includes former men's basketball head coach Fran McCaffery. McCaffery and three others, including former player Ronald Moore (2009-12), will be enshrined in a special ceremony on Feb. 18 at the Times Union Center, prior to the men's basketball game versus Monmouth.

McCaffery led Siena to the most decorated five-year run in program history, which culminated with the Saints being the only Division I program to win both their regular season and tournament championships for three consecutive years from 2008-10. The Philadelphia native amassed a 112-51 (.687) overall record from 2005-10, including a 68-22 (.756) mark in the MAAC. McCaffery guided Siena to four straight 20-win seasons and MAAC Tournament Championship Game appearances. Named the 2009-10 NABC District I Coach of the Year and 2008-09 MAAC Coach of the Year, he led Siena to school record-tying 27-win seasons in each of his last two years at the helm, which included a program record 15-game winning streak in his final campaign. McCaffery both recruited and coached four fellow Siena Athletics Hall of Famers, and three of the top-five scorers in program history.

BOHANNON NAMED CANDIDATE FOR BOB COUSY AWARD

Sophomore Jordan Bohannon is on the 20-player watch list for the 2018 Bob Cousy Point Guard of the Year Award. The annual honor recognizes the top point guards in Division I men's college basketball. A national committee comprised of top college basketball personnel determined the watch list of 20 candidates.

Bohannon has five 10+ assists games in his career (Indiana, South Dakota, TCU, Ohio State, and Wisconsin), which ties B.J. Armstrong and Mike Gesell for second most by a Hawkeye in program history (Cal Wulfsberg, 6).

The native of Marion, Iowa, has had a solid sophomore campaign, dishing out a team-best 112 assists, and averaging 13.3 points. He is averaging 2.7 3-pointers made per game, which ranks second in the league and 94th in the country. He has made five 3-pointers or more in a game five times, including three of Iowa's last five contests (at Maryland; at Illinois; at Rutgers).

Bohannon's five career double-doubles -- all in points and assists -- ties B.J. Armstrong for the most in program history.

Bohannon, one of five players named to the All-Big Ten Freshman Team in 2017, led the Hawkeyes in assists (175) and 3-pointers made (89), and was third in scoring (10.9 ppg). He was one of only two freshmen in the nation over the last 25 seasons to register 175+ assists and 85+ 3-pointers. His 89 triples shattered Iowa's single-season freshman record, besting Matt Gatens' previous mark of 52 set in 2009. Bohannon's 175 assists are the most by an Iowa rookie and rank eighth-best by any Hawkeye player in a single season. He finished the season by posting a school-record three straight double-doubles in points and assists (Indiana, South Dakota, and TCU).

COACHING EXPERIENCE

Fran McCaffery has the most experienced coaching staffs in the country. The Iowa men's basketball staff has 58 years of combined collegiate head coaching experience and more than 125 years of collegiate coaching under their belts. Listed below are the number of years of head coaching experience on the Iowa staff.

Coach	Years
Fran McCaffery	21 years
Kirk Speraw	20 years
Sherman Dillard	10 years
Andrew Francis	2 years
Al Seibert	5 years

IOWA SIGNS 2 PREP STANDOUTS

Joe Wieskamp and C.J. Fredrick signed a National Letter of Intent to attend the University of Iowa on Nov. 8, 2017.

C.J. Fredrick

Guard, 6-foot-4, 185 pounds

Cincinnati, Ohio (Covington Catholic High School)

- Averaged 19.7 ppg, 3.2 rpg, and 1.5 spg in 19 games as a junior
- Helped led Covington HS to district championship & regional runners-up honors... team ranked sixth in the state both his junior & senior seasons
- Team captain as a junior and senior
- Made 134-of-246 field goal attempts (.545), including 38-of-94 (.404) from 3-point range as a junior
- Averaged 10.7 ppg, 2.7 rpg, and 1.6 apg as a sophomore
- 2017 Most Outstanding Player 35th District Boys Basketball Tournament
- Helped his team place third at the 2016 King of the Bluegrass Tournament, while earning all-tournament team accolades
- Played on the Indian Elite AAU squad and head coach Mike Fox
- 2016 and 2017 All-Conference Division 1 All-Star Team
- 2016 & 2017 Northern Kentucky Coaches Association All-Star Team
- 2017 Adidas AAU No. 1 Class of 2018 Top 3-Point Percentage Shooter (.506)

FRAN McCAFFERY ON C.J. FREDRICK

"C.J. is a good shooter and scorer, but also is a good ball handler and creates shots for other people. He's equally adept at making plays for himself and his teammates that help you win. C.J. is fiercely competitive and can play multiple positions. He felt comfortable here during the recruiting process, watched us on TV, and really studied our program. I coached his uncle and have known his father for a long time."

Joe Wieskamp (pronounced WEEZ-kamp)

Guard, 6-foot-7, 195 pounds

Muscataine, Iowa (Muscataine High School)

- School record holder in career points (1,573), points in a single-game (50), 3-pointers in a single-season (62), scoring average (30.4 ppg), and career rebounds
- Averaged a school-record 30.4 points per game as a junior
- Made a school-record 62 3-pointers last season as a junior
- Team captain his senior year
- Two-time first team all-state honoree
- 2017 Iowa Gatorade Player of the Year
- Currently ranked 40th and 68th by Rivals and ESPN, respectively, in the Class of 2018
- Averaged 18.6 points as a freshman, 21.6 points as a sophomore, and 30.4 points as a junior
- 2017 All-Iowa Boys Basketball Elite Team (Des Moines Register)
- MAC Player of the Year as a junior
- Three-time first-team All-MAC Player
- Also played on the Iowa Barnstormers AAU program
- Member of the Adidas US-Select Team
- NBPA Top 100 All-Tournament Team
- Excels in the classroom, boasting a 4.0 GPA
- National Honor Society member

FRAN McCAFFERY ON JOE WIESKAMP

"Not only is Joe is an incredibly versatile player, but he is a person with terrific character, basketball intellect, and commitment to the team. He has one of the best 3-point shooting strokes I have ever seen. We could not be more thrilled because he epitomizes everything you look for. He understands how to win and does what it takes to win."

HAWKEYE FASTBREAKS

- Iowa is 75-16 when scoring 80 points or more, the last eight seasons. The Hawkeyes are 67-2 when holding opponents to fewer than 61 points, the last eight years.
- Iowa trailed Illinois, 49-29, with 3:53 left in the first half and ultimately prevailed in overtime. The 20-point comeback is its third largest in school history and second largest on the road. Iowa had a 22-point comeback, also at Illinois, in 1987. The largest comeback in program history is 23 points against Gardner-Webb in 2012 in Iowa City.
- Iowa's 104 points are the most it has ever scored against Illinois in the 109-year series history. Iowa's 104 points are the most it has scored in a Big Ten game since 1995 against Northwestern (W, 116-77). Iowa topped 100 points in a Big Ten road game for the first time since beating Michigan State, 103-87, on March 3, 1998.
- Iowa was credited with 34 assists on 36 field goals in its non-conference finale against Northern Illinois. The 34 assists tie the school single-game record previously set on Dec. 1, 1984 against George Mason and are the most by a Big Ten team this season.
- Iowa is one of only three teams (Michigan State and Wisconsin) to have posted a Big Ten record of .500 or better each of the last five seasons (2013-17).
- Iowa has won 51 of its last 55 nonconference home games, dating back to 2012.
- Fran McCaffery and his coaching staff are the first in program history to win 18 games or more in six straight seasons. McCaffery's 137 victories rank second behind Tom Davis (152) for most in the first seven seasons as Iowa's head coach.
- Fran McCaffery has guided Iowa to upper division finishes in the Big Ten in each of the last five seasons. McCaffery has accumulated 17 first division finishes in 21 years as a head coach.

RECENT GRADUATES PLAYING PROFESSIONAL BASKETBALL

A number of recent Iowa basketball graduates are playing professionally: Melsahn Basabe (Poland), Anthony Clemmons (Kazakhstan), Gabriel Olaseni (Spain), Jarrod Uthoff (NBA G League: Fort Wayne Mad Ants), Peter Jok (NBA G League: Northern Arizona Suns), Adam Woodbury (NBA G League: Westchester Knicks), and Aaron White (Lithuania).

WEEKLY NEWS CONFERENCE SCHEDULE

Head coach Fran McCaffery will hold a weekly news conference and teleconferences to discuss his team preview upcoming games. Below are the upcoming dates:

News Conference Schedule (2 p.m.)

Jan. 29 (Mon.); Feb. 5 (Mon); Feb. 16 (Fri.); Feb. 23 (Fri.)

Teleconferences (10:30 a.m.)

Jan. 26 (Fri.); Feb. 2 (Fri.); Feb. 9 (Fri.); Feb. 13 (Tues.); Feb. 20 (Tues.)

IOWA HEADSHOTS AVAILABLE ONLINE

Up-to-date head shots of all Iowa players and coaches are available on the internet at pics.hawkeyesports.com.

ON THE HORIZON

Iowa returns home on Tuesday when the Hawkeyes entertain Minnesota. Tipoff is slated for 8 p.m. (CT) inside Carver-Hawkeye Arena in Iowa City. Tickets are available for \$25 for adults, and \$10 for youth and UI students at hawkeyesports.com/tickets.



51 NICHOLAS BAER

RS-Junior • Forward • 6-7 • 210
Bettendorf, Iowa • Bettendorf HS



2017-18 GAME-BY-GAME STATS

				Total		3-Pointers		Free throws		Rebounds											
Opponent	Date	gs	min	fg-fga	pct	3fg-fga	pct	ft-fa	pct	off	def	tot	avg	pf	a	t/o	blk	stl	pts	avg	
at Virginia Tech	11/28/17		22	2-9	.222	1-5	.200	0-0	.000	1	3	4	4.0	2	0	2	0	1	5	5.0	
PENN STATE	12/02/17	*	26	2-7	.286	0-3	.000	0-0	.000	3	2	5	4.5	1	0	2	2	0	4	4.5	
at Indiana	12/04/17		14	1-3	.333	1-3	.333	0-0	.000	0	3	3	4.0	4	1	3	3	1	3	4.0	
at Iowa State	12/07/17		21	3-7	.429	2-5	.400	0-0	.000	5	2	7	4.8	4	2	2	0	0	8	5.0	
SOUTHERN	12/10/17	*	12	1-3	.333	1-2	.500	1-3	.333	1	2	3	4.4	2	2	1	0	1	4	4.8	
vs Drake	12/16/17	*	23	5-12	.417	1-4	.250	0-1	.000	5	9	14	6.0	1	5	2	1	5	11	5.8	
SOUTHERN UTAH	12/19/17	*	21	2-4	.500	0-2	.000	1-1	1.000	3	7	10	6.6	1	2	2	1	2	5	5.7	
vs Colorado	12/22/17	*	19	1-5	.200	0-2	.000	0-0	.000	0	3	3	6.1	2	1	1	1	2	2	5.3	
NORTHERN ILLINOIS	12/29/17	*	12	2-3	.667	1-2	.500	0-0	.000	1	1	2	5.7	1	0	0	0	1	5	5.2	
MICHIGAN	01/02/18	*	26	1-1	1.000	1-1	1.000	0-2	.000	3	4	7	5.8	2	2	2	1	2	3	5.0	
OHIO STATE	01/04/18	*	24	4-7	.571	2-4	.500	0-0	.000	1	1	2	5.5	5	1	1	1	1	10	5.5	
at Maryland	01/07/18	*	28	3-6	.500	1-2	.500	0-0	.000	4	7	11	5.9	2	4	0	2	0	7	5.6	
at Illinois	01/11/18	*	29	2-7	.286	2-5	.400	4-6	.667	2	2	4	5.8	2	2	0	0	1	10	5.9	
at Rutgers	01/17/18	*	26	4-6	.667	3-5	.600	0-0	.000	1	0	1	5.4	2	0	2	1	0	11	6.3	
PURDUE	01/20/18	*	26	3-6	.500	0-2	.000	0-0	.000	5	2	7	5.5	0	2	0	1	0	6	6.3	
WISCONSIN	01/23/18	*	23	2-8	.250	1-6	.167	0-0	.000	1	2	3	5.4	4	2	0	1	1	5	6.2	
Totals			13	352	38-94	404	17-53	.321	6-13	.462	36	50	86	5.4	35	26	20	15	18	99	6.2

SEASON / CAREER STATS

POINTS

SEASON: 11, 2X, LAST AT RUTGERS (1/17/18)
CAREER: 20 VS. PENN STATE (3/5/17)

REBOUNDS

SEASON: 14 VS. DRAKE (12/16/17)
CAREER: 14 VS. DRAKE (12/16/17)

ASSISTS

SEASON: 5 VS. DRAKE (12/16/17)
CAREER: 6 VS. SAVANNAH STATE (11/13/16)

BLOCKS

SEASON: 3 AT INDIANA (12/4/17)
CAREER: 6, 2X, LAST AT NEBRASKA (1/5/17)

STEALS

SEASON: 5 VS. DRAKE (12/16/17)
CAREER: 5 VS. DRAKE (12/16/17)

MINUTES

SEASON: 29, AT ILLINOIS (1/11/18)
CAREER: 35 VS. INDIANA (2/21/17)

FIELD GOALS MADE

SEASON: 5 VS. DRAKE (12/16/17)
CAREER: 8 VS. TENNESSEE TECH (12/22/15)

FIELD GOALS ATTEMPTED

SEASON: 12 VS. DRAKE (12/16/17)
CAREER: 13 VS. VILLANOVA (3/20/16)

3-POINT FIELD GOALS MADE

SEASON: 3 AT RUTGERS (1/17/18)
CAREER: 4, 4X, LAST VS. TCU (3/19/17)

3-POINT FIELD GOALS ATTEMPTED

SEASON: 6 VS. WISCONSIN (1/23/18)
CAREER: 7, 2X, LAST VS. ILLINOIS (2/18/17)

FREE THROWS MADE

SEASON: 4 AT ILLINOIS (1/11/18)
CAREER: 6 VS. IOWA STATE (12/8/16)

FREE THROWS ATTEMPTED

SEASON: 6 AT ILLINOIS (1/11/18)
CAREER: 7 VS. IOWA STATE (12/8/16)

- Missed Iowa's first six games due to a broken pinky finger in non-shooting hand (left)
- Netted 10 points or more in three of the last six games (Ohio State, Illinois, and Rutgers)
- Made a season-high three 3-pointers and tied a season high with 11 points at Rutgers
- Made at least one 3-pointer in 12 of 16 games played
- Started 13 games, including the last 12 (seven wins)
- Grabbed a game-high 11 rebounds, along with seven points, four assists, and no turnovers at Maryland
- Stuffed the stat sheet in win over Drake with a career-high 14 rebounds and five steals, while also being credited with five assists and 11 points
- Started first game of the year posting season bests in rebounds (5) and blocks (2) versus Penn State
- Awarded the 2017 Big Ten Sixth Man of the Year as a sophomore
- Only Division I player in 2016-17 and only Big Ten player over the last 25 seasons to amass 250 points, 45 steals, 45 3-pointers, and 40+ blocked shots in a season

PRODUCTION TRACKER

	Season	Career
Scored 10+ Points:	5	20
Scored 15+ Points:	0	4
Scored 20+ Points:	0	1
Had 5+ Assists:	1	3
Had 3+ Blocks:	1	8
Had 3+ Steals:	1	8
Made 3+ 3-Pointers:	1	11
Led Team in Scoring:	0	2
Led Team in Rebounding:	4	17
Led Team in Assists:	0	1
Led Team in Steals:	6	19
Led Team in Blocks:	9	30
Double-Double:	1	4



CAREER STATS

YEAR	G/GS	FG-A	PCT	3-PT	PCT	FT-A	PCT	RB	AVG	PF-FO	AS	TO	BK	ST	PTS	AVG
Fresh.	33/0	61-123	.496	26-66	.394	10-15	.667	85	2.6	49-0	17	17	19	23	158	4.8
Soph.	34/10	91-203	.448	46-116	.397	27-44	.614	197	5.8	78-1	59	27	43	48	255	7.5
Junior	16/13	38-94	.404	17-53	.321	6-13	.462	86	5.4	35-1	26	20	15	18	99	6.2
TOTALS	83/23	190-420	.452	89-235	.379	43-72	.597	368	4.4	162-2	102	64	77	89	512	6.2



3 JORDAN BOHANNON

Sophomore • Guard • 6-0 • 180
Marion, Iowa • Linn-Mar HS



2017-18 GAME-BY-GAME STATS

Opponent	Date	gs	min	Total		3-Pointers		Free throws		Rebounds				pf	a	t/o	blk	stl	pts	avg	
				fg-fga	pct	3fg-fga	pct	ft-fa	pct	off	def	tot	avg								
CHICAGO STATE	11/10/17	*	21	4-10	.400	4-7	.571	0-0	.000	0	1	1	1.0	1	6	0	0	1	12	12.0	
ALABAMA STATE	11/12/17	*	18	1-4	.250	1-4	.250	2-2	1.000	0	1	1	1.0	1	6	1	0	0	5	8.5	
GRAMBLING STATE	11/16/17	*	28	1-7	.143	1-4	.250	9-10	.900	1	1	2	1.3	2	7	1	0	2	12	9.7	
vs Louisiana	11/20/17	*	36	7-16	.438	4-9	.444	3-4	.750	0	1	1	1.3	2	1	4	0	0	21	12.5	
vs South Dakota State	11/21/17	*	32	2-5	.400	2-5	.400	1-2	.500	1	1	2	1.4	3	7	1	0	0	7	11.4	
vs UAB	11/22/17	*	35	9-12	.750	6-8	.750	6-6	1.000	0	1	1	1.3	1	4	2	0	1	30	14.5	
at Virginia Tech	11/28/17	*	36	4-12	.333	4-8	.500	0-0	.000	0	2	2	1.4	1	3	2	0	0	12	14.1	
PENN STATE	12/02/17	*	34	3-6	.500	2-4	.500	0-0	.000	0	2	2	1.5	2	4	3	0	1	8	13.4	
at Indiana	12/04/17	*	29	2-8	.250	2-6	.333	1-2	.500	0	4	4	1.8	1	4	5	0	0	7	12.7	
at Iowa State	12/07/17	*	31	7-13	.538	5-10	.500	0-0	.000	0	1	1	1.7	3	2	4	0	0	19	13.3	
SOUTHERN	12/10/17	*	25	1-6	.167	0-3	.000	2-2	1.000	0	3	3	1.8	1	5	0	0	1	4	12.5	
vs Drake	12/16/17	*	29	6-8	.750	3-4	.750	0-1	.000	0	2	2	1.8	0	7	1	0	0	15	12.7	
SOUTHERN UTAH	12/19/17	*	29	1-7	.143	1-4	.250	0-0	.000	1	4	5	2.1	2	7	2	0	0	3	11.9	
vs Colorado	12/22/17	*	27	4-7	.571	1-4	.250	5-7	.714	0	6	6	2.4	2	2	3	0	1	14	12.1	
NORTHERN ILLINOIS	12/29/17	*	21	2-7	.286	1-5	.200	0-0	.000	0	2	2	2.3	0	7	0	0	0	5	11.6	
MICHIGAN	01/02/18	*	33	4-11	.364	4-7	.571	0-0	.000	0	4	4	2.4	3	3	2	0	0	12	11.6	
OHIO STATE	01/04/18	*	30	6-13	.462	1-5	.200	2-2	1.000	0	1	1	2.4	4	10	1	0	0	15	11.8	
at Maryland	01/07/18	*	36	5-13	.385	5-10	.500	2-2	1.000	0	2	2	2.3	3	5	6	0	0	17	12.1	
at Illinois	01/11/18	*	41	7-16	.438	5-12	.417	10-10	1.000	0	1	1	2.3	1	5	4	0	1	29	13.0	
at Rutgers	01/17/18	*	37	6-13	.462	5-9	.556	6-6	1.000	0	1	1	2.2	3	2	4	0	1	23	13.5	
PURDUE	01/20/18	*	33	3-9	.333	1-5	.200	2-2	1.000	0	2	2	2.2	1	4	0	0	2	9	13.3	
WISCONSIN	01/23/18	*	38	5-12	.417	1-6	.167	2-2	1.000	0	3	3	2.2	1	11	2	0	1	13	13.3	
Totals			22	679	90-215	.419	59-139	.424	53-60	.883	3	46	49	2.2	38	112	48	0	12	292	13.3

SEASON / CAREER STATS

POINTS

SEASON: 30 VS. UAB (11/22/17)
CAREER: 30 VS. UAB (11/22/17)

REBOUNDS

SEASON: 6 VS. COLORADO (12/22/17)
CAREER: 6 VS. COLORADO (12/22/17)

ASSISTS

SEASON: 11 VS. WISCONSIN (1/23/18)
CAREER: 13 VS. TCU (3/19/17)

BLOCKS

SEASON: ---
CAREER: 1, 2X, LAST AT MINNESOTA (2/8/17)

STEALS

SEASON: 2, 3X, LAST VS. PURDUE (1/20/18)
CAREER: 4, 2X, LAST VS. INDIANA (2/21/17)

MINUTES

SEASON: 45 AT ILLINOIS (1/11/18)
CAREER: 45 AT MINNESOTA (2/8/17)

FIELD GOALS MADE

SEASON: 9 VS. UAB (11/22/17)
CAREER: 9 VS. UAB (11/22/17)

FIELD GOALS ATTEMPTED

SEASON: 16, 2X, LAST AT ILLINOIS (1/11/18)
CAREER: 18 AT NOTRE DAME (11/29/16)

3-POINT FIELD GOALS MADE

SEASON: 6 VS. UAB (11/22/17)
CAREER: 8 AT MARYLAND (2/25/17)

3-POINT FIELD GOALS ATTEMPTED

SEASON: 12 AT ILLINOIS (1/11/18)
CAREER: 15 AT NOTRE DAME (11/29/16)

FREE THROWS MADE

SEASON: 10 AT ILLINOIS (1/11/18)
CAREER: 10 AT ILLINOIS (1/11/18)

FREE THROWS ATTEMPTED

SEASON: 10, 2X, LAST AT ILLINOIS (1/11/18)
CAREER: 10, 2X, LAST AT ILLINOIS (1/11/18)

- In B1G stats, ranks second in 3-pointers made (2.7) and free throw accuracy (.883), and third in assists (5.1)
- Tied B.J. Armstrong for the most points/assists double-doubles in program history (5)
- Sank five or more 3-pointers five times, including Iowa's last three road games (Maryland, Illinois, and Rutgers)
- Made 24 straight free throw attempts, dating back to the Ohio State game on Jan. 4
- His 59 3-pointers this season are fourth most in program history by a sophomore
- Credited with seven or more assists seven times this season, including a season-best 11 Tuesday vs. Wisconsin
- Made all 10 FT attempts and drained five triples, scoring a game-high 29 points, in an overtime win at Illinois
- Posted first double-double of the season versus Ohio State (15 points, 10 assists)
- Tallied a team-best 19 points, bolstered by 5-of-10 shooting from 3-point range, at Iowa State
- Made first four 3-point attempts at Virginia Tech, finishing the game with 12 points on 4-of-8 from 3-point range
- Posted career bests in free throws made (9) and attempted (10) in win over Grambling State
- Scored a career-best 30 points, bolstered by 6-of-8 shooting from 3-point range, in win over UAB
- One of only two freshmen nationally the last 25 years to register 175+ assists and 85+ 3-pointers
- His 175 assists are most by a Hawkeye freshman in a single-season, besting Jeff Horner's 140 in 2003

PRODUCTION TRACKER

	Season	Career
Scored 10+ Points:	15	32
Scored 15+ Points:	9	19
Scored 20+ Points:	5	10
Had 5+ Assists:	11	30
Had 3+ Blocks:	0	0
Had 3+ Steals:	0	2
Made 3+ 3-Pointers:	10	23
Led Team in Scoring:	5	12
Led Team in Rebounding:	0	0
Led Team in Assists:	18	41
Led Team in Steals:	5	12
Led Team in Blocks:	0	0
Double-Double:	2	5



CAREER STATS

YEAR	G/GS	FG-A	PCT	3-PT	PCT	FT-A	PCT	RB	AVG	PF-FO	AS	TO	BK	ST	PTS	AVG
Fresh.	34/28	118-304	.388	89-214	.416	47-55	.855	76	2.2	55-0	175	76	2	29	372	10.9
Soph.	22/22	90-215	.419	59-139	.424	53-60	.883	49	2.2	38-0	112	48	0	12	292	13.3
TOTALS	56/50	208-519	.401	148-353	.419	100-115	.870	125	2.2	93-0	287	124	2	41	664	11.9



5 TYLER COOK

Sophomore • Forward • 6-9 • 255
St. Louis, Missouri • Chaminade Prep



2017-18 GAME-BY-GAME STATS

				Total		3-Pointers		Free throws		Rebounds											
Opponent	Date	gs	min	fg-fga	pct	3fg-fga	pct	ft-fa	pct	off	def	tot	avg	pf	a	t/o	blk	stl	pts	avg	
CHICAGO STATE	11/10/17	*	21	4-4	1.000	0-0	.000	4-7	.571	2	4	6	6.0	1	3	0	0	1	12	12.0	
ALABAMA STATE	11/12/17	*	16	4-8	.500	0-1	.000	2-4	.500	2	4	6	6.0	2	2	0	0	1	10	11.0	
GRAMBLING STATE	11/16/17	*	29	4-6	.667	0-0	.000	7-8	.875	4	3	7	6.3	4	1	3	1	1	15	12.3	
vs Louisiana	11/20/17	*	22	2-5	.400	0-0	.000	2-2	1.000	2	4	6	6.3	2	0	0	0	0	6	10.8	
vs South Dakota State	11/21/17	*	28	4-10	.400	0-0	.000	3-4	.750	1	5	6	6.2	5	1	1	2	0	11	10.8	
vs UAB	11/22/17	*	35	8-11	.727	0-0	.000	13-16	.813	1	5	6	6.2	4	1	3	0	0	29	13.8	
at Virginia Tech	11/28/17	*	29	6-10	.600	0-0	.000	4-6	.667	1	8	9	6.6	3	1	2	2	0	16	14.1	
PENN STATE	12/02/17	*	34	7-13	.538	0-0	.000	9-13	.692	7	5	12	7.3	1	4	5	0	1	23	15.3	
at Indiana	12/04/17	*	14	4-8	.500	1-1	1.000	0-0	.000	4	1	5	7.0	3	0	3	0	1	9	14.6	
at Iowa State	12/07/17	*	25	1-5	.200	0-2	.000	0-2	.000	4	4	8	7.1	2	5	3	0	0	2	13.3	
SOUTHERN	12/10/17	*	17	3-5	.600	0-0	.000	2-2	1.000	0	4	4	6.8	4	0	1	2	0	8	12.8	
vs Drake	12/16/17	*	26	10-13	.769	0-1	.000	3-3	1.000	1	3	4	6.6	3	3	6	0	1	23	13.7	
SOUTHERN UTAH	12/19/17	*	22	7-12	.583	0-0	.000	2-4	.500	1	6	7	6.6	2	1	0	1	0	16	13.8	
vs Colorado	12/22/17	*	31	4-7	.571	0-0	.000	4-8	.500	3	3	6	6.6	2	0	4	2	0	12	13.7	
NORTHERN ILLINOIS	12/29/17	*	17	6-7	.857	0-0	.000	5-7	.714	2	1	3	6.3	0	3	3	0	0	17	13.9	
MICHIGAN	01/02/18	*	34	10-15	.667	0-0	.000	8-11	.727	0	8	8	6.4	1	1	4	1	1	28	14.8	
OHIO STATE	01/04/18	*	27	7-15	.467	0-0	.000	7-8	.875	6	3	9	6.6	3	0	1	1	0	21	15.2	
at Maryland	01/07/18	*	27	3-7	.429	0-0	.000	1-4	.250	0	1	1	6.3	5	1	3	0	1	7	14.7	
at Illinois	01/11/18	*	39	9-14	.643	0-1	.000	3-5	.600	1	12	13	6.6	2	3	1	1	3	21	15.1	
at Rutgers	01/17/18	*	29	5-15	.333	0-0	.000	0-0	.000	3	7	10	6.8	3	1	5	0	1	10	14.8	
PURDUE	01/20/18	*	26	3-8	.375	0-0	.000	3-4	.750	0	2	2	6.6	0	1	4	1	1	9	14.5	
WISCONSIN	01/23/18	*	24	8-13	.615	0-0	.000	1-2	.500	3	2	5	6.5	2	1	2	0	1	17	14.6	
Totals		22	572	119-211	.564	1-6	.167	83-120	.692	48	95	143	6.5	54	33	54	14	14	322	14.6	

SEASON / CAREER STATS

POINTS

SEASON: 29 vs. UAB (11/22/17)

CAREER: 30 vs. UAB (11/22/17)

REBOUNDS

SEASON: 13 AT ILLINOIS (1/11/18)

CAREER: 13 AT ILLINOIS (1/11/18)

ASSISTS

SEASON: 5 AT IOWA STATE (12/7/17)

CAREER: 5 AT IOWA STATE (12/7/17)

BLOCKS

SEASON: 2, 4X, LAST VS. COLORADO (12/22/17)

CAREER: 2, 4X, LAST VS. COLORADO (12/22/17)

STEALS

SEASON: 3 AT ILLINOIS (1/11/18)

CAREER: 3, 2X, LAST AT ILLINOIS (1/11/18)

MINUTES

SEASON: 39 AT ILLINOIS (1/11/18)

SEASON: 39 AT ILLINOIS (1/11/18)

FIELD GOALS MADE

SEASON: 10, 2X, LAST VS. MICHIGAN (1/2/18)

CAREER: 10, 2X, LAST VS. MICHIGAN (1/2/18)

FIELD GOALS ATTEMPTED

SEASON: 15, 3X, LAST AT RUTGERS (1/17/18)

CAREER: 15, 3X, LAST AT RUTGERS (1/17/18)

3-POINT FIELD GOALS MADE

SEASON: 1 AT INDIANA (12/4/17)

CAREER: 1, 2X, LAST AT INDIANA (12/4/16)

3-POINT FIELD GOALS ATTEMPTED

SEASON: 2 AT IOWA STATE (12/7/17)

CAREER: 3 VS. SETON HALL (11/17/16)

FREE THROWS MADE

SEASON: 13 vs. UAB (11/22/17)

CAREER: 13 vs. UAB (11/22/17)

FREE THROWS ATTEMPTED

SEASON: 13, 2X LAST VS. PENN STATE (12/2/17)

CAREER: 13, 2X LAST VS. PENN STATE (12/2/17)

- In B1G stats, ranks eighth in field goal percentage (.564), 13th in rebounds (6.5), and 13th in scoring (14.6)
- Dunked the ball 40 times this season, including a season-best six in win over Drake on Dec. 16
- Tallied second straight double-double and third of the season at Rutgers (10 points & 10 rebounds)
- Posted second double-double of the season in OT win at Illinois with 21 points and a career-high 13 rebounds
- Scored in double figures a team-best 16 times, including nine of the last 11 contests
- Led team in scoring (21) and rebounds (9) versus Ohio State, including making 7-of-8 free throws
- Registered game highs in scoring (28) and rebounds (8) versus Michigan
- Netted a game-high 23 points on 10-of-13 shooting from the field and 3-of-3 from the FT line in win over Drake
- Posted first double-double of the season, totaling game bests in scoring (23) and rebounding (12) vs. Penn State
- Poured in a career-best 29 points (8-of-11 FG, 13-of-16 FT) in win over UAB
- His 13 free throws made versus UAB are the fourth most in the Fran McCaffery era (2010-present)
- Had his 22 consecutive field goals made streak snapped on his first attempt against Alabama State; streak spanned four games, dating back to the second half of the Indiana game at the Big Ten Tournament on March 9

PRODUCTION TRACKER

	Season	Career
Scored 10+ Points:	17	36
Scored 15+ Points:	11	18
Scored 20+ Points:	6	8
Had 5+ Assists:	0	0
Had 3+ Blocks:	0	0
Had 3+ Steals:	1	2
Made 3+ 3-Pointers:	0	0
Led Team in Scoring:	4	6
Led Team in Rebounding:	9	19
Led Team in Assists:	1	2
Led Team in Steals:	6	9
Led Team in Blocks:	7	14
Double-Double:	3	5



CAREER STATS

YEAR	G/GS	FG-A	PCT	3-PT	PCT	FT-A	PCT	RB	AVG	PF-FO	AS	TO	BK	ST	PTS	AVG
Fresh.	27/26	128-231	.554	2-8	.250	73-122	.598	143	5.3	67-0	26	65	11	18	331	12.3
Soph.	22/22	119-211	.564	1-6	.167	83-120	.692	143	6.5	54-2	33	54	14	14	322	14.6
TOTALS	49/48	247-442	.559	3-14	.214	156-242	.645	286	5.8	121-2	59	119	25	32	653	13.3



1 MAISHE DAILEY

Sophomore • Guard • 6-7 • 195
Beachwood, Ohio • Beachwood HS



2017-18 GAME-BY-GAME STATS

				Total		3-Pointers		Free throws		Rebounds											
Opponent	Date	gs	min	fg-fga	pct	3fg-fga	pct	ft-fa	pct	off	def	tot	avg	pf	a	t/o	blk	stl	pts	avg	
CHICAGO STATE	11/10/17	18		3-5	.600	1-2	.500	3-3	1.000	1	1	2	2.0	1	1	3	0	0	10	10.0	
ALABAMA STATE	11/12/17	20		4-10	.400	2-6	.333	1-2	.500	0	2	2	2.0	0	3	0	0	2	11	10.5	
GRAMBLING STATE	11/16/17	7		1-2	.500	1-2	.500	0-0	.000	0	0	0	1.3	0	1	0	0	0	3	8.0	
vs Louisiana	11/20/17	17		1-2	.500	0-1	.000	2-2	1.000	0	1	1	1.3	0	2	0	0	0	4	7.0	
vs South Dakota State	11/21/17	5		0-2	.000	0-2	.000	0-0	.000	0	0	0	1.0	0	0	0	0	0	0	5.6	
vs UAB	11/22/17	20		1-2	.500	1-1	1.000	4-4	1.000	0	2	2	1.2	1	1	0	0	0	7	5.8	
at Virginia Tech	11/28/17	12		2-5	.400	0-2	.000	0-0	.000	0	0	0	1.0	1	0	2	0	0	4	5.6	
PENN STATE	12/02/17	4		0-0	.000	0-0	.000	0-0	.000	0	0	0	0.9	0	0	0	0	0	0	4.9	
at Indiana	12/04/17	21		1-7	.143	1-4	.250	0-0	.000	0	5	5	1.3	0	4	0	0	0	3	4.7	
at Iowa State	12/07/17	18		2-4	.500	2-3	.667	0-0	.000	0	6	6	1.8	1	0	1	0	0	6	4.8	
SOUTHERN	12/10/17	21		3-9	.333	3-6	.500	0-0	.000	2	2	4	2.0	0	2	0	0	0	9	5.2	
vs Drake	12/16/17	13		0-1	.000	0-1	.000	0-0	.000	0	1	1	1.9	0	1	1	0	0	0	4.8	
SOUTHERN UTAH	12/19/17	18		3-6	.500	2-4	.500	0-0	.000	0	3	3	2.0	0	2	1	0	1	8	5.0	
vs Colorado	12/22/17	27		5-7	.714	2-3	.667	4-6	.667	1	4	5	2.2	0	1	0	0	0	16	5.8	
NORTHERN ILLINOIS	12/29/17	12		3-3	1.000	1-1	1.000	1-2	.500	0	0	0	2.1	0	4	0	0	0	8	5.9	
MICHIGAN	01/02/18	16		2-4	.500	1-2	.500	0-0	.000	0	1	1	2.0	1	2	3	0	0	5	5.9	
OHIO STATE	01/04/18	23		4-10	.400	1-2	.500	0-0	.000	0	3	3	2.1	0	1	0	0	0	9	6.1	
at Maryland	01/07/18	22		2-6	.333	1-2	.500	0-1	.000	1	3	4	2.2	0	3	0	0	0	5	6.0	
at Illinois	01/11/18	17		0-1	.000	0-1	.000	2-4	.500	0	3	3	2.2	0	3	2	1	0	2	5.8	
at Rutgers	01/17/18	13		1-2	.500	0-0	.000	0-2	.000	0	1	1	2.2	0	3	1	0	1	2	5.6	
PURDUE	01/20/18	19		1-4	.250	1-2	.500	0-3	.000	0	4	4	2.2	0	1	0	0	0	3	5.5	
WISCONSIN	01/23/18	12		1-2	.500	0-1	.000	0-0	.000	0	3	3	2.3	0	1	1	0	0	2	5.3	
Totals		0	355	40-94	.426	20-48	.417	17-29	.586	5	45	50	2.3	5	36	15	1	4	117	5.3	

SEASON / CAREER STATS

POINTS

SEASON: 16 VS. COLORADO (12/22/17)
CAREER: 16 VS. COLORADO (12/22/17)

REBOUNDS

SEASON: 6 AT IOWA STATE (12/7/17)
CAREER: 7 VS. DELAWARE STATE (12/22/16)

ASSISTS

SEASON: 4, 2X, LAST VS. N. ILLINOIS (12/29/17)
CAREER: 8 VS. ALABAMA STATE (11/12/17)

BLOCKS

SEASON: 1 AT ILLINOIS (1/11/18)
CAREER: 1, 2X, LAST AT ILLINOIS (1/11/18)

STEALS

SEASON: 2 VS. ALABAMA STATE (11/12/17)
CAREER: 2, 2X, LAST VS. ALABAMA ST (11/12/17)

MINUTES

SEASON: 27 VS. COLORADO (12/22/17)
CAREER: 27 VS. COLORADO (12/22/17)

FIELD GOALS MADE

SEASON: 5 VS. COLORADO (12/22/17)
CAREER: 5 VS. COLORADO (12/22/17)

FIELD GOALS ATTEMPTED

SEASON: 10, 2X, LAST VS. OHIO STATE (1/4/18)
CAREER: 10, 2X, LAST VS. OHIO STATE (1/4/18)

3-POINT FIELD GOALS MADE

SEASON: 3 VS. SOUTHERN (12/10/17)
CAREER: 3 VS. SOUTHERN (12/10/17)

3-POINT FIELD GOALS ATTEMPTED

SEASON: 6, 2X, LAST VS. SOUTHERN (12/10/17)
CAREER: 7 VS. DELAWARE STATE (12/22/16)

FREE THROWS MADE

SEASON: 4, 2X, LAST VS. COLORADO (12/22/17)
CAREER: 4, 2X, LAST VS. COLORADO (12/22/17)

FREE THROWS ATTEMPTED

SEASON: 6 VS. COLORADO (12/22/17)
CAREER: 6 VS. COLORADO (12/22/17)

- Posted career bests in scoring (16), minutes played (27), and free throws made (4) and attempted (6) in win over Colorado
- Played double-digit minutes in 19 of 22 games, including 20 minutes or more in seven games in 2017-18
- Sank at least one 3-pointer in 14 contests this year, including a career-best three in win over Southern Univ.
- Contributed nine points and three rebounds in 23 minutes versus Ohio State
- Pulled down a season-best six rebounds to go along with six points at Iowa State
- Tied a career best playing 21 minutes at Indiana, while dishing out a season-best four assists with zero turnovers
- Scored seven points, including crucial 3-pointer from the baseline late in the game, in win over UAB
- Netted double figures in two of Iowa's first six games, including scoring a career-high 11 points vs. Alabama State

PRODUCTION TRACKER

	Season	Career
Scored 10+ Points:	3	3
Scored 15+ Points:	1	1
Scored 20+ Points:	0	0
Had 5+ Assists:	0	0
Had 3+ Blocks:	0	0
Had 3+ Steals:	0	0
Made 3+ 3-Pointers:	1	1
Led Team in Scoring:	1	1
Led Team in Rebounding:	1	1
Led Team in Assists:	3	3
Led Team in Steals:	2	2
Led Team in Blocks:	1	1
Double-Double:	0	0



CAREER STATS

YEAR	G/GS	FG-A	PCT	3-PT	PCT	FT-A	PCT	RB	AVG	PF-FO	AS	TO	BK	ST	PTS	AVG
Fresh.	12/0	10-22	.455	4-12	.333	3-6	.500	19	1.6	6-0	5	5	1	4	27	2.3
Soph.	22/0	40-94	.426	20-48	.417	17-29	.586	50	2.3	5-0	36	15	1	4	117	5.3
TOTALS	34/0	50-116	.431	24-60	.400	20-35	.571	69	2.0	11-0	41	20	2	8	144	4.2



24 BRADY ELLINGSON

RS-Junior • Guard • 6-4 • 196
Menomonee Falls, Wisconsin • Hamilton HS



2017-18 GAME-BY-GAME STATS

Opponent	Date	gs	min	Total		3-Pointers		Free throws		Rebounds				pf	a	t/o	blk	stl	pts	avg
				fg-fga	pct	3fg-fga	pct	ft-fa	pct	off	def	tot	avg							
CHICAGO STATE	11/10/17	28	3-5	.600	3-5	.600	0-0	.000	0	1	1	1.0	0	4	1	0	0	0	9	9.0
ALABAMA STATE	11/12/17	20	3-6	.500	3-5	.600	0-0	.000	0	1	1	1.0	0	4	0	0	0	0	9	9.0
GRAMBLING STATE	11/16/17	15	1-3	.333	0-2	.000	0-0	.000	0	2	2	1.3	0	3	1	0	0	0	2	6.7
vs Louisiana	11/20/17	10	0-3	.000	0-2	.000	0-0	.000	0	1	1	1.3	0	0	0	0	1	0	5.0	5.0
vs South Dakota State	11/21/17	9	0-1	.000	0-1	.000	0-0	.000	0	1	1	1.2	0	0	2	0	0	0	4.0	4.0
vs UAB	11/22/17	6	0-1	.000	0-1	.000	0-0	.000	0	0	0	1.0	0	0	1	0	1	0	3.3	3.3
at Virginia Tech	11/28/17	7	0-2	.000	0-2	.000	0-0	.000	0	0	0	0.9	2	0	0	1	1	0	2.9	2.9
PENN STATE	12/02/17	6	0-0	.000	0-0	.000	0-0	.000	0	0	0	0.8	1	3	0	0	0	0	2.5	2.5
at Indiana	12/04/17	24	6-9	.667	3-4	.750	1-2	.500	0	1	1	0.8	1	4	0	1	1	16	4.0	4.0
at Iowa State	12/07/17 *	30	3-11	.273	1-6	.167	0-1	.000	0	4	4	1.1	1	5	2	0	2	7	4.3	4.3
SOUTHERN	12/10/17	15	3-5	.600	2-4	.500	0-0	.000	0	1	1	1.1	0	1	0	0	0	8	4.6	4.6
vs Drake	12/16/17	12	1-3	.333	0-0	.000	0-0	.000	0	0	0	1.0	0	0	0	0	0	2	4.4	4.4
SOUTHERN UTAH	12/19/17	3	1-1	1.000	0-0	.000	1-1	1.000	0	0	0	0.9	0	0	0	0	0	3	4.3	4.3
vs Colorado	12/22/17	1	0-0	.000	0-0	.000	0-0	.000	0	0	0	0.9	0	0	1	0	0	0	4.0	4.0
NORTHERN ILLINOIS	12/29/17	17	2-4	.500	2-4	.500	0-0	.000	0	2	2	0.9	0	2	1	0	1	6	4.1	4.1
MICHIGAN	01/02/18	10	0-2	.000	0-1	.000	0-0	.000	0	1	1	0.9	0	1	0	0	0	0	3.9	3.9
OHIO STATE	01/04/18	6	0-2	.000	0-0	.000	0-0	.000	0	0	0	0.9	0	0	0	0	0	0	3.6	3.6
at Maryland	01/07/18	dnp	-	-	-	-	-	-	-	-	-	-	-	-	-	-	-	-	-	-
at Illinois	01/11/18	12	1-3	.333	0-0	.000	0-0	.000	0	0	0	0.8	0	0	3	0	0	2	3.6	3.6
at Rutgers	01/17/18	6	0-2	.000	0-0	.000	0-0	.000	0	1	1	0.8	0	0	1	0	0	0	3.4	3.4
PURDUE	01/20/18	14	4-5	.800	1-1	1.000	0-0	.000	0	0	0	0.8	0	0	0	0	0	9	3.7	3.7
WISCONSIN	01/23/18	dnp	-	-	-	-	-	-	-	-	-	-	-	-	-	-	-	-	-	-
Totals		1	251	28-68	.412	15-38	.395	2-4	.500	0	16	16	0.8	5	27	13	2	7	73	3.7

SEASON / CAREER STATS

POINTS

SEASON: 16 AT INDIANA (12/4/17)

CAREER: 23 VS. SAVANNAH STATE (11/13/16)

REBOUNDS

SEASON: 4 AT IOWA STATE (12/7/17)

CAREER: 4, 3X, LAST AT IOWA STATE (12/7/17)

ASSISTS

SEASON: 5 AT IOWA STATE (12/7/17)

CAREER: 5, 3X, LAST AT IOWA STATE (12/7/17)

BLOCKS

SEASON: 1, 2X, LAST AT INDIANA (12/4/17)

CAREER: 1, 2X, LAST AT INDIANA (12/4/17)

STEALS

SEASON: 2 AT IOWA STATE (12/7/17)

CAREER: 2, 2X, LAST AT IOWA STATE (12/7/17)

MINUTES

SEASON: 30 AT IOWA STATE (12/7/17)

CAREER: 30 AT IOWA STATE (12/7/17)

FIELD GOALS MADE

SEASON: 6 AT INDIANA (12/4/17)

CAREER: 7, 2X, LAST VS. SAVANNAH ST (11/13/16)

FIELD GOALS ATTEMPTED

SEASON: 11 AT IOWA STATE (12/7/17)

CAREER: 11 AT IOWA STATE (12/7/17)

3-POINT FIELD GOALS MADE

SEASON: 3, 3X, LAST AT INDIANA (12/4/17)

CAREER: 5 VS. OHIO STATE (1/28/17)

3-POINT FIELD GOALS ATTEMPTED

SEASON: 6 AT IOWA STATE (12/7/17)

CAREER: 7 VS. OHIO STATE (1/28/17)

FREE THROWS MADE

SEASON: 1 AT INDIANA (12/4/17)

CAREER: 5, 2X, LAST VS. SAVANNAH ST (11/13/16)

FREE THROWS ATTEMPTED

SEASON: 1 AT IOWA STATE (12/7/17)

CAREER: 6 VS. COPPIN STATE (11/15/15)

- Missed Iowa's last game versus Wisconsin due to a concussion suffered in practice on Jan. 22
- Thirty eight of his 68 field goal attempts have come from 3-point territory
- Tallied nine points versus #3 Purdue last Saturday -- the most since netting 16 at Indiana on Dec. 4
- Shifted from shooting guard to point guard the first 10 games due to Connor McCaffery missing time
- Played only three minutes and one minute versus Southern Utah and Colorado, respectively, due to injury (ankle)
- Started first game in his 78 career game played at Iowa State on Dec. 7
- Registered season bests in rebounds (4), assists (5), and blocks (1) at Iowa State
- Tallied a game and season-best 16 points, while being credited with four assists at Indiana

PRODUCTION TRACKER

	Season	Career
Scored 10+ Points:	1	8
Scored 15+ Points:	1	4
Scored 20+ Points:	0	2
Had 5+ Assists:	0	2
Had 3+ Blocks:	0	0
Had 3+ Steals:	0	0
Made 3+ 3-Pointers:	0	5
Led Team in Scoring:	0	3
Led Team in Rebounding:	0	0
Led Team in Assists:	2	4
Led Team in Steals:	2	5
Led Team in Blocks:	0	0
Double-Double:	0	0



CAREER STATS

YEAR	G/GS	FG-A	PCT	3-PT	PCT	FT-A	PCT	RB	AVG	PF-FO	AS	TO	BK	ST	PTS	AVG
Fresh.	7/0	4-8	.500	4-6	.667	1-2	.500	0	0.0	1-0	4	1	0	1	13	1.9
RS-Fresh.	27/0	28-61	.459	12-44	.273	7-10	.700	18	0.7	21-0	12	11	0	5	75	2.9
Soph.	34/0	49-111	.441	32-68	.471	18-18	1.000	39	1.1	28-0	37	14	0	11	148	4.4
Junior	20/1	28-68	.412	15-38	.395	2-4	.500	16	0.8	5-0	27	13	2	7	73	3.7
TOTALS	88/1	109-248	.440	63-156	.404	28-34	.824	73	0.8	55-0	80	39	2	24	309	3.5





SEASON / CAREER STATS

POINTS

SEASON: 25 VS. NORTHERN ILLINOIS (12/29/17)

REBOUNDS

SEASON: 16 VS. WISCONSIN (1/23/17)

ASSISTS

SEASON: 3 AT RUTGERS (1/17/18)

BLOCKS

SEASON: 5 VS. NORTHERN ILLINOIS (12/29/17)

STEALS

SEASON: 3 VS. DRAKE (12/16/17)

MINUTES

SEASON: 30 AT ILLINOIS (1/11/18)

FIELD GOALS MADE

SEASON: 8, 2X, LAST VS. PURDUE (1/20/18)

FIELD GOALS ATTEMPTED

SEASON: 10, 2X, LAST VS. PURDUE (1/20/18)

3-POINT FIELD GOALS MADE

SEASON: 3 VS. NORTHERN ILLINOIS (12/29/17)

3-POINT FIELD GOALS ATTEMPTED

SEASON: 3, 2X, LAST VS. PURDUE (1/20/18)

FREE THROWS MADE

SEASON: 9 AT ILLINOIS (1/11/18)

FREE THROWS ATTEMPTED

SEASON: 11 VS. ALABAMA STATE (11/12/17)

2017-18 GAME-BY-GAME STATS

				Total		3-Pointers		Free throws		Rebounds											
Opponent	Date	gs	min	fg-fga	pct	3fg-fga	pct	ft-fita	pct	off	def	tot	avg	pf	a	t/o	blk	stl	pts	avg	
CHICAGO STATE	11/10/17	*	18	6-6	1.000	0-0	.000	4-8	.500	1	4	5	5.0	1	1	1	3	0	16	16.0	
ALABAMA STATE	11/12/17	*	19	2-8	.250	0-1	.000	7-11	.636	5	8	13	9.0	1	1	1	2	0	11	13.5	
GRAMBLING STATE	11/16/17	*	28	6-9	.667	0-1	.000	1-4	.250	2	7	9	9.0	3	2	2	3	2	13	13.3	
vs Louisiana	11/20/17	*	12	0-2	.000	0-1	.000	0-0	.000	1	4	5	8.0	2	2	2	0	1	0	10.0	
vs South Dakota State	11/21/17	*	28	2-7	.286	0-2	.000	0-3	.000	2	8	10	8.4	1	1	0	1	0	4	8.8	
vs UAB	11/22/17	*	29	6-8	.750	0-0	.000	2-3	.667	2	5	7	8.2	4	1	1	3	0	14	9.7	
at Virginia Tech	11/28/17	*	14	2-6	.333	0-0	.000	0-2	.000	2	2	4	7.6	2	0	0	1	0	4	8.9	
PENN STATE	12/02/17	*	14	2-4	.500	0-1	.000	2-4	.500	0	3	3	7.0	0	0	0	0	1	6	8.5	
at Indiana	12/04/17	*	15	3-4	.750	0-0	.000	0-2	.000	1	2	3	6.6	2	1	1	0	0	6	8.2	
at Iowa State	12/07/17		7	1-1	1.000	0-0	.000	0-2	.000	1	3	4	6.3	2	1	2	0	0	2	7.6	
SOUTHERN	12/10/17		19	7-10	.700	1-1	1.000	8-10	.800	6	7	13	6.9	3	2	1	1	0	23	9.0	
vs Drake	12/16/17		17	4-8	.500	1-2	.500	4-6	.667	3	4	7	6.9	3	1	0	0	3	13	9.3	
SOUTHERN UTAH	12/19/17		19	5-9	.556	0-1	.000	7-8	.875	3	2	5	6.8	1	1	2	2	0	17	9.9	
vs Colorado	12/22/17		11	1-4	.250	0-1	.000	0-0	.000	2	2	4	6.6	3	2	1	0	0	2	9.4	
NORTHERN ILLINOIS	12/29/17		16	8-8	1.000	3-3	1.000	6-8	.750	0	7	7	6.6	2	1	1	5	0	25	10.4	
MICHIGAN	01/02/18		21	3-8	.375	0-0	.000	0-0	.000	3	2	5	6.5	1	0	1	1	1	6	10.1	
OHIO STATE	01/04/18	*	26	4-7	.571	1-3	.333	6-8	.750	2	4	6	6.5	2	0	0	1	0	15	10.4	
at Maryland	01/07/18	*	16	3-3	1.000	0-0	.000	0-0	.000	0	1	1	6.2	3	0	2	1	0	6	10.2	
at Illinois	01/11/18	*	30	5-8	.625	0-1	.000	9-9	1.000	7	4	11	6.4	3	1	1	1	0	19	10.6	
at Rutgers	01/17/18	*	23	3-9	.333	0-2	.000	2-2	1.000	5	3	8	6.5	3	3	2	0	0	8	10.5	
PURDUE	01/20/18	*	20	8-10	.800	2-3	.667	1-2	.500	3	0	3	6.3	1	2	2	1	1	19	10.9	
WISCONSIN	01/23/18	*	28	6-9	.667	1-1	1.000	4-6	.667	4	12	16	6.8	3	0	1	1	1	17	11.2	
Totals			15	430	87-148	.588	9-24	.375	63-98	.643	55	94	149	6.8	46	23	24	27	10	246	11.2

- Two-time Big Ten Freshman of the Week (Nov. 13 and Jan. 2)
- Ranks first among B1G freshmen in rebounding (6.8) and second in field goal percentage (.588)
- In B1G stats, ranks seventh in field goal accuracy (.588), 13th in blocked shots (1.2), and 12th in rebounds (6.8)
- Netted a team-best 19 points, bolstered by 8-of-10 shooting from the field, last Saturday against #3 Purdue
- Was 16-of-39 (.410) from the foul line the first 10 games; made 47 of last 59 (.797) the last 12 games combined
- Shot 50 percent or better from the field in 12 of the last 15 games
- Posted team-leading fourth double-double in win over Wisconsin (17 points, 16 rebounds); the 16 rebounds are the most by a Hawkeye in a single game since Adam Woodbury snagged 18 versus Wisconsin on Feb. 24, 2016
- Scored 17 of his 19 points in the second half and overtime, while also snagging 11 rebounds for his team-best third double-double of the season in a come-from-behind overtime victory at Illinois
- Contributed 15 points (4-7 FGs, 6-8 FTs) versus Ohio State, along with six rebounds
- Registered personal bests in scoring (25), blocked shots (5), and 3-pointers (3) in win over Northern Illinois
- Fifth Hawkeye to post a double-double in either his first or second game over the last 20 years (Dean Oliver, Reggie Evans, Devon Archie, Aaron White)

PRODUCTION TRACKER

	Season	Career
Scored 10+ Points:	12	12
Scored 15+ Points:	8	8
Scored 20+ Points:	2	2
Had 5+ Assists:	0	0
Had 3+ Blocks:	4	4
Had 3+ Steals:	1	1
Made 3+ 3-Pointers:	0	0
Led Team in Scoring:	5	5
Led Team in Rebounding:	8	8
Led Team in Assists:	2	2
Led Team in Steals:	2	2
Led Team in Blocks:	10	10
Double-Double:	4	4




CAREER STATS

YEAR	G/GS	FG-A	PCT	3-PT	PCT	FT-A	PCT	RB	AVG	PF-FO	AS	TO	BK	ST	PTS	AVG
Fresh.	22/15	87-148	.588	9-24	.375	63-98	.643	149	6.8	46-0	23	24	27	10	246	11.2



15 RYAN KRIENER

Sophomore • Forward • 6-9 • 250
Spirit Lake, Iowa • Spirit Lake HS



2017-18 GAME-BY-GAME STATS

Opponent	Date	gs	min	Total		3-Pointers		Free throws		Rebounds				pf	a	t/o	blk	stl	pts	avg
				fg-fga	pct	3fg-fga	pct	ft-fa	pct	off	def	tot	avg							
CHICAGO STATE	11/10/17	14		2-3	.667	0-0	.000	0-1	.000	0	1	1	1.0	3	2	3	2	0	4	4.0
ALABAMA STATE	11/12/17	17		2-2	1.000	0-0	.000	0-0	.000	1	3	4	2.5	4	4	0	0	1	4	4.0
GRAMBLING STATE	11/16/17	11		2-2	1.000	0-0	.000	0-0	.000	1	0	1	2.0	1	1	1	0	0	4	4.0
vs Louisiana	11/20/17	26		1-5	.200	0-0	.000	1-3	.333	1	3	4	2.5	5	2	0	1	2	3	3.8
vs South Dakota State	11/21/17	10		2-2	1.000	1-1	1.000	0-0	.000	0	1	1	2.2	1	0	3	0	0	5	4.0
vs UAB	11/22/17	11		1-1	1.000	0-0	.000	0-0	.000	0	1	1	2.0	4	0	2	0	0	2	3.7
at Virginia Tech	11/28/17	5		0-1	.000	0-0	.000	0-0	.000	0	0	0	1.7	3	0	0	0	2	0	3.1
PENN STATE	12/02/17	7		2-3	.667	1-1	1.000	0-0	.000	3	1	4	2.0	2	2	0	1	1	5	3.4
at Indiana	12/04/17	dnp		-	-	-	-	-	-	-	-	-	-	-	-	-	-	-	-	-
at Iowa State	12/07/17	6		1-4	.250	0-1	.000	0-0	.000	2	1	3	2.1	1	0	0	0	0	2	3.2
SOUTHERN	12/10/17	12		3-6	.500	0-1	.000	0-0	.000	0	3	3	2.2	0	2	1	1	2	6	3.5
vs Drake	12/16/17	15		2-6	.333	0-1	.000	0-0	.000	0	2	2	2.2	2	2	0	0	0	4	3.5
SOUTHERN UTAH	12/19/17	10		2-3	.667	0-0	.000	1-2	.500	1	3	4	2.3	0	3	1	0	1	5	3.7
vs Colorado	12/22/17	5		1-1	1.000	0-0	.000	0-0	.000	1	1	2	2.3	0	1	2	0	0	2	3.5
NORTHERN ILLINOIS	12/29/17	17		2-5	.400	0-1	.000	1-2	.500	2	1	3	2.4	1	2	0	0	0	5	3.6
MICHIGAN	01/02/18	4		0-1	.000	0-0	.000	0-0	.000	0	0	0	2.2	0	1	0	0	0	0	3.4
OHIO STATE	01/04/18	8		0-0	.000	0-0	.000	0-0	.000	1	1	2	2.2	0	0	1	1	0	0	3.2
at Maryland	01/07/18	5		1-2	.500	0-0	.000	0-0	.000	0	0	0	2.1	3	0	1	0	0	2	3.1
at Illinois	01/11/18	12		2-2	1.000	0-0	.000	1-2	.500	2	2	4	2.2	1	0	0	1	1	5	3.2
at Rutgers	01/17/18	11		1-3	.333	0-0	.000	0-0	.000	1	1	2	2.2	1	1	1	0	0	2	3.2
PURDUE	01/20/18	dnp		-	-	-	-	-	-	-	-	-	-	-	-	-	-	-	-	-
WISCONSIN	01/23/18	dnp		-	-	-	-	-	-	-	-	-	-	-	-	-	-	-	-	-
Totals		0	206	27-52	.519	2-6	.333	4-10	.400	16	25	41	2.2	32	23	16	7	10	60	3.2

SEASON / CAREER STATS

POINTS

SEASON: 6, VS. SOUTHERN (12/10/17)
CAREER: 14, 2X, LAST VS. OHIO STATE (1/28/17)

REBOUNDS

SEASON: 4, 5X, LAST AT ILLINOIS (1/11/18)
CAREER: 7 VS. OHIO STATE (1/28/17)

ASSISTS

SEASON: 4 VS. ALABAMA STATE (11/12/17)
CAREER: 4 VS. ALABAMA STATE (11/12/17)

BLOCKS

SEASON: 2 VS. CHICAGO STATE (11/10/17)
CAREER: 3, 2X, LAST VS. INDIANA (2/21/17)

STEALS

SEASON: 2, 3X, LAST VS. SOUTHERN (12/10/17)
CAREER: 2, 3X, LAST VS. SOUTHERN (12/10/17)

MINUTES

SEASON: 26 VS. LOUISIANA (11/20/17)
CAREER: 26 VS. LOUISIANA (11/20/17)

FIELD GOALS MADE

SEASON: 3 VS. SOUTHERN (12/10/17)
CAREER: 6, 2X, LAST VS. OHIO STATE (1/28/17)

FIELD GOALS ATTEMPTED

SEASON: 6, 2X LAST VS. DRAKE (12/16/17)
CAREER: 7, 2X, LAST VS. OHIO STATE (1/28/17)

3-POINT FIELD GOALS MADE

SEASON: 1, 2X, LAST VS. PENN STATE (12/2/17)
CAREER: 1, 3X, LAST VS. PENN STATE (12/2/17)

3-POINT FIELD GOALS ATTEMPTED

SEASON: 1, 4X, LAST VS. DRAKE (12/16/17)
CAREER: 1, 5X, LAST VS. DRAKE (12/16/17)

FREE THROWS MADE

SEASON: 1, 4X, LAST AT ILLINOIS (1/11/18)
CAREER: 2, 3X, LAST VS. OHIO STATE (1/28/17)

FREE THROWS ATTEMPTED

SEASON: 3 VS. LOUISIANA (11/20/17)
CAREER: 3, 3X, LAST VS. LOUISIANA (11/20/17)

- Missed three games due to a concussion (Indiana, Purdue, Wisconsin)
- Scored four points or more in 10 games this season
- Tallied five crucial points in the second half and equaled a season high with four boards in overtime win at Illinois
- Netted five points and had three rebounds in victory over Northern Illinois
- Scored a season-high six points and led team in steals with two in win over Southern University
- Tallied five points, four rebounds, one block, and one steal before leaving game in the second half due to injury Saturday versus Penn State
- Dished out a career-best four assists in win over Alabama State
- Led team in steals (2) at Virginia Tech
- Netted a season-best five points, sinking second career 3-pointer, versus SDSU at Cayman Islands Classic
- Led team in steals (2), assists (2), and blocked shots) versus Louisiana

PRODUCTION TRACKER

	Season	Career
Scored 10+ Points:	0	2
Scored 15+ Points:	0	0
Scored 20+ Points:	0	0
Had 5+ Assists:	0	0
Had 3+ Blocks:	0	2
Had 3+ Steals:	0	0
Made 3+ 3-Pointers:	0	0
Led Team in Scoring:	0	1
Led Team in Rebounding:	0	0
Led Team in Assists:	0	0
Led Team in Steals:	4	4
Led Team in Blocks:	3	6
Double-Double:	0	0



CAREER STATS

YEAR	G/GS	FG-A	PCT	3-PT	PCT	FT-A	PCT	RB	AVG	PF-FO	AS	TO	BK	ST	PTS	AVG
Fresh.	28/0	38-69	.551	1-5	.200	9-15	.600	61	2.2	39-0	11	18	9	6	86	3.1
Soph.	19/0	27-52	.519	2-6	.333	4-10	.400	41	2.2	32-1	23	16	7	10	60	3.2
TOTALS	47/0	65-121	.537	3-11	.273	13-25	.520	102	2.2	71-1	34	34	16	16	146	3.1

30 CONNOR McCAFFERY

Freshman • Guard • 6-5 • 200
Iowa City, Iowa • Iowa West HS



2017-18 GAME-BY-GAME STATS

Opponent	Date	gs	min	Total		3-Pointers		Free throws		Rebounds				pf	a	t/o	blk	stl	pts	avg
				fg-fga	pct	3fg-fga	pct	ft-fa	pct	off	def	tot	avg							
SOUTHERN	12/10/17	17		1-1	1.000	1-1	1.000	2-3	.667	0	3	3	3.0	0	4	1	0	1	5	5.0
vs Drake	12/16/17	9		0-0	.000	0-0	.000	0-0	.000	0	0	0	1.5	0	0	0	0	0	0	2.5
SOUTHERN UTAH	12/19/17	15		0-1	.000	0-1	.000	0-0	.000	0	1	1	1.3	1	2	0	0	0	0	1.7
vs Colorado	12/22/17	12		1-1	1.000	0-0	.000	1-1	1.000	0	0	0	1.0	1	1	3	0	1	3	2.0
Totals		0	53	2-3	.667	1-2	.500	3-4	.750	0	4	4	1.0	2	7	4	0	2	8	2.0

SEASON / CAREER STATS

POINTS

SEASON: 5 VS. SOUTHERN (12/10/17)

REBOUNDS

SEASON: 3 VS. SOUTHERN (12/10/17)

ASSISTS

SEASON: 4 VS. SOUTHERN (12/10/17)

BLOCKS

SEASON: - - -

STEALS

SEASON: 1 VS. SOUTHERN (12/10/17)

MINUTES

SEASON: 17 VS. SOUTHERN (12/10/17)

FIELD GOALS MADE

SEASON: 1 VS. SOUTHERN (12/10/17)

FIELD GOALS ATTEMPTED

SEASON: 1, 2X, LAST VS. SOUTHERN UTAH (12/19/17)

3-POINT FIELD GOALS MADE

SEASON: 1 VS. SOUTHERN (12/10/17)

3-POINT FIELD GOALS ATTEMPTED

SEASON: 1, 2X, LAST VS. SOUTHERN UTAH (12/19/17)

FREE THROWS MADE

SEASON: 2 VS. SOUTHERN (12/10/17)

FREE THROWS ATTEMPTED

SEASON: 3 VS. SOUTHERN (12/10/17)

- Underwent tonsillectomy on Dec. 26; out indefinitely
- Missed first two games due to a sprained ankle
- Missed following eight outings due to illness (mono)
- Played in first collegiate game on Dec. 10 in win over Southern University, collecting five points, four assists, three rebounds, and one steal

PRODUCTION TRACKER

	Season	Career
Scored 10+ Points:	0	0
Scored 15+ Points:	0	0
Scored 20+ Points:	0	0
Had 5+ Assists:	0	0
Had 3+ Blocks:	0	0
Had 3+ Steals:	0	0
Made 3+ 3-Pointers:	0	0
Led Team in Scoring:	0	0
Led Team in Rebounding:	0	0
Led Team in Assists:	0	0
Led Team in Steals:	0	0
Led Team in Blocks:	0	0
Double-Double:	0	0



CAREER STATS

YEAR	G/GS	FG-A	PCT	3-PT	PCT	FT-A	PCT	RB	AVG	PF-FO	AS	TO	BK	ST	PTS	AVG
Fresh.	4/0	2-3	.667	1-2	.500	3-4	.750	4	1.0	2-0	7	4	0	2	8	2.0



4 ISAIAH MOSS

RS-Sophomore • Guard • 6-5 • 205
Chicago, Illinois • Simeon HS



SEASON / CAREER STATS

POINTS

SEASON: 25 AT MARYLAND (1/7/18)
CAREER: 25 AT MARYLAND (1/7/18)

REBOUNDS

SEASON: 4, 3X, LAST VS. OHIO STATE (1/4/18)
CAREER: 6 VS. STETSON (12/5/16)

ASSISTS

SEASON: 5, 2X, LAST VS. PURDUE (1/20/18)
CAREER: 5, 3X, LAST VS. PURDUE (1/20/18)

BLOCKS

SEASON: 1, 5X, LAST AT RUTGERS (1/17/18)
CAREER: 2, 3X, LAST VS. S. DAKOTA (3/15/17)

STEALS

SEASON: 3 VS. WISCONSIN (1/23/18)
CAREER: 5 VS. INDIANA (3/9/17)

MINUTES

SEASON: 33 AT ILLINOIS (1/11/18)
CAREER: 37 AT NEBRASKA (1/5/17)

FIELD GOALS MADE

SEASON: 10 AT MARYLAND (1/7/18)
CAREER: 10 AT MARYLAND (1/7/18)

FIELD GOALS ATTEMPTED

SEASON: 17 VS. LOUISIANA (11/20/17)
CAREER: 17 VS. LOUISIANA (11/20/17)

3-POINT FIELD GOALS MADE

SEASON: 4, 3X LAST AT MARYLAND (1/7/18)
CAREER: 5 VS. STETSON (12/5/16)

3-POINT FIELD GOALS ATTEMPTED

SEASON: 9 VS. SOUTHERN (12/10/17)
CAREER: 9, 2X, LAST VS. SOUTHERN (12/10/17)

FREE THROWS MADE

SEASON: 10 VS. LOUISIANA (11/20/17)
CAREER: 10 VS. LOUISIANA (11/20/17)

FREE THROWS ATTEMPTED

SEASON: 10 VS. LOUISIANA (11/20/17)
CAREER: 10 VS. LOUISIANA (11/20/17)

2017-18 GAME-BY-GAME STATS

Opponent	Date	gs	min	Total		3-Pointers		Free throws		Rebounds				pf	a	t/o	blk	stl	pts	avg	
				fg-fga	pct	3fg-fga	pct	ft-fa	pct	off	def	tot	avg								
CHICAGO STATE	11/10/17	*	13	5-7	.714	4-6	.667	0-0	.000	0	1	1	1.0	2	1	1	0	1	14	14.0	
ALABAMA STATE	11/12/17	*	18	4-7	.571	2-5	.400	2-2	1.000	0	2	2	1.5	3	1	2	1	0	12	13.0	
GRAMBLING STATE	11/16/17	*	30	4-9	.444	3-6	.500	4-4	1.000	0	2	2	1.7	3	1	0	0	2	15	13.7	
vs Louisiana	11/20/17	*	20	6-17	.353	2-5	.400	10-10	1.000	2	1	3	2.0	4	1	1	0	0	24	16.3	
vs South Dakota State	11/21/17	*	32	8-16	.500	2-7	.286	0-0	.000	0	2	2	2.0	1	3	4	0	2	18	16.6	
vs UAB	11/22/17	*	32	5-11	.455	1-2	.500	1-2	.500	0	2	2	2.0	2	4	1	0	1	12	15.8	
at Virginia Tech	11/28/17	*	22	1-6	.167	0-2	.000	0-0	.000	0	2	2	2.0	2	1	4	0	0	2	13.9	
PENN STATE	12/02/17	*	31	6-13	.462	1-3	.333	0-0	.000	0	3	3	2.1	2	2	4	0	1	13	13.8	
at Indiana	12/04/17	*	17	1-5	.200	0-1	.000	0-0	.000	0	4	4	2.3	0	1	2	0	0	2	12.4	
at Iowa State	12/07/17	*	17	2-8	.250	0-4	.000	0-0	.000	0	2	2	2.3	0	1	1	1	0	4	11.6	
SOUTHERN	12/10/17	*	21	4-10	.400	4-9	.444	0-0	.000	1	1	2	2.3	0	2	0	0	1	12	11.6	
vs Drake	12/16/17	*	22	4-8	.500	1-4	.250	0-0	.000	0	0	0	2.1	1	2	0	0	1	9	11.4	
SOUTHERN UTAH	12/19/17	*	24	6-14	.429	3-8	.375	1-1	1.000	1	2	3	2.2	2	1	1	0	2	16	11.8	
vs Colorado	12/22/17	*	32	5-12	.417	0-4	.000	6-8	.750	0	4	4	2.3	4	2	3	0	0	16	12.1	
NORTHERN ILLINOIS	12/29/17	*	25	4-7	.571	3-4	.750	0-0	.000	0	1	1	2.2	0	5	1	0	1	11	12.0	
MICHIGAN	01/02/18	*	23	2-4	.500	0-2	.000	2-2	1.000	0	0	0	2.1	2	1	1	1	0	6	11.6	
OHIO STATE	01/04/18	*	21	3-10	.300	1-2	.500	0-2	.000	2	2	4	2.2	2	3	2	1	0	7	11.4	
at Maryland	01/07/18	*	32	10-16	.625	4-6	.667	1-1	1.000	0	1	1	2.1	0	2	1	0	1	25	12.1	
at Illinois	01/11/18	*	33	4-11	.364	0-4	.000	4-4	1.000	0	2	2	2.1	1	0	1	0	1	12	12.1	
at Rutgers	01/17/18	*	22	1-6	.167	0-3	.000	0-0	.000	0	0	0	2.0	0	1	0	1	0	2	11.6	
PURDUE	01/20/18	*	15	1-7	.143	1-3	.333	0-0	.000	1	2	3	2.0	0	5	0	0	0	3	11.2	
WISCONSIN	01/23/18	*	30	5-12	.417	3-4	.750	2-2	1.000	0	3	3	2.1	0	4	1	0	3	15	11.4	
Totals			22	532	91-216	.421	35-94	.372	33-38	.868	7	39	46	2.1	31	44	31	5	17	250	11.4

- Ranks third on the team, averaging 11.4 points per game
- Scored in double figures 14 times, tying Jordan Bohannon for second most on the squad
- Credited with a season-high three steals, all in the first half, while also scoring 15 points in win over Wisconsin
- Dished out a team-best five assists with zero turnovers last Saturday against #3 Purdue
- Missed only five free throw attempts this season (31-of-36, .861)
- Netted a career-best 25 points, bolstered by 4-of-6 shooting from 3-point territory, at Maryland
- Tied career high with five assists and netted 11 points, bolstered by 3-of-4 shooting from 3-point range, in win over NIU
- Voted to the Cayman Islands Classic All-Tournament Team, averaging 18 points in three games played
- Poured in a career-best 24 points, bolstered by a perfect 10-of-10 at the FT line, versus Louisiana
- Registered team bests in scoring (18) and steals (2) versus South Dakota State

PRODUCTION TRACKER

	Season	Career
Scored 10+ Points:	14	23
Scored 15+ Points:	7	11
Scored 20+ Points:	2	3
Had 5+ Assists:	2	3
Had 3+ Blocks:	0	0
Had 3+ Steals:	1	2
Made 3+ 3-Pointers:	5	9
Led Team in Scoring:	4	4
Led Team in Rebounding:	0	0
Led Team in Assists:	3	3
Led Team in Steals:	6	9
Led Team in Blocks:	4	11
Double-Double:	0	0



CAREER STATS

YEAR	G/GS	FG-A	PCT	3-PT	PCT	FT-A	PCT	RB	AVG	PF-FO	AS	TO	BK	ST	PTS	AVG
Fresh.	34/28	84-204	.412	29-81	.358	23-31	.742	55	1.6	42-1	29	36	13	19	220	6.5
Soph.	22/22	91-216	.421	35-94	.372	33-38	.868	46	2.1	31-0	44	31	5	17	250	11.4
TOTALS	56/50	175-420	.417	64-175	.366	56-69	.812	101	1.8	73-1	73	67	18	36	470	8.4



2 JACK NUNGE

Freshman • Forward • 6-11 • 225
Newburgh, Indiana • New Castle HS



SEASON / CAREER STATS

POINTS

SEASON: 17 VS. GRAMBLING STATE (11/16/17)

REBOUNDS

SEASON: 8 AT IOWA STATE (12/7/17)

ASSISTS

SEASON: 4, 2X, LAST VS. SOUTHERN UTAH (12/19/17)

BLOCKS

SEASON: 4 VS. SOUTHERN (12/10/17)

STEALS

SEASON: 4 VS. CHICAGO STATE (11/10/17)

MINUTES

SEASON: 28 VS. LOUISIANA (11/20/17)

FIELD GOALS MADE

SEASON: 7 AT IOWA STATE (12/7/17)

FIELD GOALS ATTEMPTED

SEASON: 14 AT IOWA STATE (12/7/17)

3-POINT FIELD GOALS MADE

SEASON: 3 VS. GRAMBLING STATE (11/16/17)

3-POINT FIELD GOALS ATTEMPTED

SEASON: 5, 2X, LAST AT IOWA STATE (12/7/17)

FREE THROWS MADE

SEASON: 6, 2X, LAST VS. SOUTHERN (12/10/17)

FREE THROWS ATTEMPTED

SEASON: 7 VS. CHICAGO STATE (11/10/17)

2017-18 GAME-BY-GAME STATS

Opponent	Date	gs	min	Total		3-Pointers		Free throws		Rebounds				pf	a	t/o	blk	stl	pts	avg
				fg-fga	pct	3fg-fga	pct	ft-fa	pct	off	def	tot	avg							
CHICAGO STATE	11/10/17		19	2-4	.500	0-1	.000	6-7	.857	1	3	4	4.0	1	0	2	1	4	10	10.0
ALABAMA STATE	11/12/17		20	2-6	.333	2-4	.500	0-0	.000	2	3	5	4.5	1	1	1	2	3	6	8.0
GRAMBLING STATE	11/16/17		27	6-8	.750	3-5	.600	2-4	.500	1	6	7	5.3	0	2	0	1	0	17	11.0
vs Louisiana	11/20/17		28	3-6	.500	0-1	.000	3-5	.600	2	0	2	4.5	1	0	4	0	1	9	10.5
vs South Dakota State	11/21/17		25	5-5	1.000	2-2	1.000	2-4	.500	1	1	2	4.0	2	1	2	0	1	14	11.2
vs UAB	11/22/17	*	14	0-3	.000	0-1	.000	0-0	.000	1	2	3	3.8	2	3	0	0	0	0	9.3
at Virginia Tech	11/28/17		20	2-4	.500	0-1	.000	0-0	.000	2	4	6	4.1	1	0	1	0	1	4	8.6
PENN STATE	12/02/17		15	1-1	1.000	0-0	.000	0-0	.000	0	1	1	3.8	2	0	2	3	0	2	7.8
at Indiana	12/04/17	*	26	4-8	.500	2-4	.500	2-2	1.000	1	5	6	4.0	3	1	0	1	1	12	8.2
at Iowa State	12/07/17	*	23	7-14	.500	1-5	.200	1-3	.333	4	4	8	4.4	4	4	0	1	0	16	9.0
SOUTHERN	12/10/17	*	20	2-5	.400	1-2	.500	6-6	1.000	0	2	2	4.2	1	2	1	4	0	11	9.2
vs Drake	12/16/17	*	10	2-3	.667	0-0	.000	1-1	1.000	0	0	0	3.8	2	0	2	1	0	5	8.8
SOUTHERN UTAH	12/19/17	*	21	4-5	.800	0-1	.000	1-2	.500	0	4	4	3.8	0	4	1	1	0	9	8.8
vs Colorado	12/22/17	*	10	1-2	.500	0-1	.000	1-1	1.000	0	1	1	3.6	0	1	0	0	0	3	8.4
NORTHERN ILLINOIS	12/29/17	*	21	3-8	.375	1-4	.250	0-0	.000	1	1	2	3.5	0	1	1	2	2	7	8.3
MICHIGAN	01/02/18	*	8	1-3	.333	0-2	.000	0-0	.000	0	0	0	3.3	1	2	0	0	0	2	7.9
OHIO STATE	01/04/18		8	1-3	.333	1-1	1.000	0-0	.000	1	1	2	3.2	1	0	2	0	0	3	7.6
at Maryland	01/07/18		3	0-0	.000	0-0	.000	0-0	.000	0	1	1	3.1	0	0	0	0	0	0	7.2
at Illinois	01/11/18		3	0-0	.000	0-0	.000	0-0	.000	0	0	0	2.9	2	0	1	0	1	0	6.8
at Rutgers	01/17/18		10	1-2	.500	0-0	.000	0-0	.000	1	1	2	2.9	3	0	1	0	0	2	6.6
PURDUE	01/20/18		12	0-3	.000	0-2	.000	0-0	.000	1	1	2	2.9	1	2	1	1	2	0	6.3
WISCONSIN	01/23/18		2	1-1	1.000	0-0	.000	0-0	.000	0	0	0	2.7	1	0	0	0	0	2	6.1
Totals			9	345	48-94	.511	13-37	.351	25-35	.714	19	41	60	2.7	29	24	22	18	134	6.1

- Ranks second on the team in blocked shots (18) and third in steals (16)
- Scored in double figures for the sixth time, and third straight game, with 11 points and denied a game and personal-best four shots in win over Southern University
- Grabbed a game-high eight rebounds to go along with 16 points at Iowa State
- Netted 12 points and snagged a team-best six rebounds at Indiana
- Rejected a game-best three shots and made only field goal attempt versus Penn State
- Netted double figures in three of Iowa's first six games (Chicago State, Grambling State, South Dakota State)
- Dished out a career-best three assists in first career start in Iowa's win over UAB
- Scored 14 points, bolstered by 5-of-5 shooting from the field and 2-of-2 from 3-point range, versus SDSU
- Posted season bests in scoring (17), rebounding (7), and 3-pointers made (3) in win over Grambling State

PRODUCTION TRACKER

	Season	Career
Scored 10+ Points:	6	6
Scored 15+ Points:	2	2
Scored 20+ Points:	0	0
Had 5+ Assists:	0	0
Had 3+ Blocks:	0	0
Had 3+ Steals:	2	2
Made 3+ 3-Pointers:	1	1
Led Team in Scoring:	1	1
Led Team in Rebounding:	2	2
Led Team in Assists:	0	0
Led Team in Steals:	5	5
Led Team in Blocks:	6	6
Double-Double:	0	0



CAREER STATS

YEAR	G/GS	FG-A	PCT	3-PT	PCT	FT-A	PCT	RB	AVG	PF-FO	AS	TO	BK	ST	PTS	AVG
Fresh.	22/9	48-94	.511	13-37	.351	25-35	.714	60	2.7	29-0	24	22	18	16	134	6.1

**SEASON / CAREER STATS****POINTS**

SEASON: 15 VS. ALABAMA STATE (11/12/17)
CAREER: 21 VS. STETSON (12/5/16)

REBOUNDS

SEASON: 14 AT VIRGINIA TECH (11/28/17)
CAREER: 14 AT VIRGINIA TECH (11/28/17)

ASSISTS

SEASON: 6 AT VIRGINIA TECH (11/28/17)
CAREER: 6 AT VIRGINIA TECH (11/28/17)

BLOCKS

SEASON: 2 VS. COLORADO (12/22/17)
CAREER: 3 VS. RUTGERS (1/8/17)

STEALS

SEASON: 2 VS. COLORADO (12/22/17)
CAREER: 4 VS. SOUTH DAKOTA (3/15/17)

MINUTES

SEASON: 29 VS. WISCONSIN (1/23/18)
CAREER: 34 AT NEBRASKA (1/5/17)

FIELD GOALS MADE

SEASON: 6 VS. ALABAMA STATE (11/12/17)
CAREER: 9 VS. STETSON (12/5/16)

FIELD GOALS ATTEMPTED

SEASON: 9 VS. ALABAMA STATE (11/12/17)
CAREER: 12 VS. INDIANA (3/9/17)

3-POINT FIELD GOALS MADE

SEASON: ---
CAREER: ---

3-POINT FIELD GOALS ATTEMPTED

SEASON: ---
CAREER: 1 VS. SETON HALL (11/17/16)

FREE THROWS MADE

SEASON: 7 VS. WISCONSIN (1/23/18)
CAREER: 7 VS. WISCONSIN (1/23/18)

FREE THROWS ATTEMPTED

SEASON: 8, 2X, LAST VS. WISCONSIN (1/23/18)
CAREER: 8, 3X, LAST VS. WISCONSIN (1/23/18)

2017-18 GAME-BY-GAME STATS

				Total		3-Pointers		Free throws		Rebounds										
Opponent	Date	gs	min	fg-fga	pct	3fg-fga	pct	ft-fa	pct	off	def	tot	avg	pf	a	t/o	blk	stl	pts	avg
CHICAGO STATE	11/10/17	13	2-5	.400	0-0	.000	1-3	.333	1	4	5	5.0	4	1	2	0	0	5	5.0	
ALABAMA STATE	11/12/17	24	6-9	.667	0-0	.000	3-8	.375	4	1	5	5.0	1	1	2	1	1	15	10.0	
GRAMBLING STATE	11/16/17	13	0-0	.000	0-0	.000	3-4	.750	1	1	2	4.0	1	1	3	0	0	3	7.7	
vs Louisiana	11/20/17	18	2-3	.667	0-0	.000	0-0	.000	1	7	8	5.0	2	1	2	1	0	4	6.8	
vs South Dakota State	11/21/17	12	0-1	.000	0-0	.000	2-2	1.000	0	3	3	4.6	1	2	1	0	0	2	5.8	
vs UAB	11/22/17	16	0-1	.000	0-0	.000	1-4	.250	0	5	5	4.7	0	4	0	1	0	1	5.0	
at Virginia Tech	11/28/17	21	2-8	.250	0-0	.000	2-2	1.000	7	7	14	6.0	1	6	0	1	0	6	5.1	
PENN STATE	12/02/17	19	4-6	.667	0-0	.000	2-4	.500	0	5	5	5.9	2	1	2	0	0	10	5.8	
at Indiana	12/04/17	18	1-4	.250	0-0	.000	0-1	.000	0	2	2	5.4	2	1	2	1	1	2	5.3	
at Iowa State	12/07/17	17	5-6	.833	0-0	.000	0-0	.000	4	4	8	5.7	1	3	1	0	0	10	5.8	
SOUTHERN	12/10/17	dnp	-	-	-	-	-	-	-	-	-	-	-	-	-	-	-	-	-	-
vs Drake	12/16/17	12	2-3	.667	0-0	.000	2-3	.667	3	5	8	5.9	1	1	1	0	0	6	5.8	
SOUTHERN UTAH	12/19/17	9	3-3	1.000	0-0	.000	2-2	1.000	0	4	4	5.8	1	0	1	0	1	8	6.0	
vs Colorado	12/22/17	25	3-7	.429	0-0	.000	4-5	.800	4	4	8	5.9	1	2	1	2	0	10	6.3	
NORTHERN ILLINOIS	12/29/17	23	4-8	.500	0-0	.000	1-2	.500	0	4	4	5.8	2	4	1	1	1	9	6.5	
MICHIGAN	01/02/18	17	2-3	.667	0-0	.000	2-2	1.000	0	4	4	5.7	2	2	0	0	0	6	6.5	
OHIO STATE	01/04/18	18	0-1	.000	0-0	.000	1-2	.500	0	5	5	5.6	1	1	2	0	0	1	6.1	
at Maryland	01/07/18	21	0-2	.000	0-0	.000	2-2	1.000	0	2	2	5.4	1	2	3	0	0	2	5.9	
at Illinois	01/11/18	7	2-2	1.000	0-0	.000	0-0	.000	2	1	3	5.3	4	0	2	0	0	4	5.8	
at Rutgers	01/17/18	17	2-3	.667	0-0	.000	0-0	.000	2	4	6	5.3	1	1	0	0	0	4	5.7	
PURDUE	01/20/18	18	1-3	.333	0-0	.000	0-0	.000	2	4	6	5.4	2	0	1	0	0	2	5.5	
WISCONSIN	01/23/18	29	2-2	1.000	0-0	.000	7-8	.875	1	6	7	5.4	4	1	3	1	0	11	5.8	
Totals		0	367	43-80	.538	0-0	.000	35-54	.648	32	82	114	5.4	35	35	30	9	4	121	5.8

- Attempted at least one free throw in 16 of 21 games played
- Ranks fourth on the squad in rebounding, pulling down 5.4 per contest
- His 11 points Tuesday versus Wisconsin are the most since scoring 15 versus Alabama State on Nov. 12
- Corralled six or more rebounds in each of the last three contests (Rutgers, #3 Purdue, Wisconsin)
- Grabbed eight rebounds and scored six points in 26-point win over Drake
- Posted team highs in rebounding (8), assists (2), and blocks (2) while also scoring 10 points in win over Colorado
- Missed Southern University game due to deep laceration of right leg sustained at Iowa State
- Registered 10 points, three assists, and a team-best eight rebounds before leaving game due to injury at ISU
- Posted game and career highs in rebounding (14) and assists (6) at Virginia Tech
- Tallied a game-best 15 points, bolstered by 6-of-9 shooting from the field, in Iowa's win over Alabama State
- Shared team high assists honors with a season-best four in Iowa's win over UAB
- Made a school single-season record 61.7 percent of his field goal attempts as a freshman, besting Russ Millard's 60.9 percent set in 1996

PRODUCTION TRACKER

	Season	Career
Scored 10+ Points:	5	20
Scored 15+ Points:	1	6
Scored 20+ Points:	0	1
Had 5+ Assists:	1	2
Had 3+ Blocks:	0	1
Had 3+ Steals:	0	0
Made 3+ 3-Pointers:	0	0
Led Team in Scoring:	1	3
Led Team in Rebounding:	4	10
Led Team in Assists:	3	3
Led Team in Steals:	1	6
Led Team in Blocks:	3	12
Double-Double:	0	1


**CAREER STATS**

YEAR	G/GS	FG-A	PCT	3-PT	PCT	FT-A	PCT	RB	AVG	PF-FO	AS	TO	BK	ST	PTS	AVG
Fresh.	34/14	116-188	.617	0-1	.000	69-120	.575	169	5.0	84-0	37	53	24	25	301	8.9
Soph.	21/0	43-80	.538	0-0	.000	35-54	.648	114	5.4	35-0	35	30	9	4	121	5.8
TOTALS	55/14	159-268	.593	0-1	.000	104-174	.598	283	5.1	119-0	72	83	33	29	422	7.7



11 CHARLIE ROSE

Senior • Guard • 6-4 • 190
Elmhurst, Illinois • York Community



2017-18 GAME-BY-GAME STATS

Opponent	Date	gs	min	Total		3-Pointers		Free throws		Rebounds				pf	a	t/o	blk	stl	pts	avg
				fg-fga	pct	3fg-fga	pct	ft-fa	pct	off	def	tot	avg							
CHICAGO STATE	11/10/17	3		0-0	.000	0-0	.000	0-0	.000	0	0	0	0.0	1	0	0	0	0	0	0.0
ALABAMA STATE	11/12/17	4		1-2	.500	0-1	.000	0-0	.000	1	0	1	0.5	0	0	1	0	0	2	1.0
SOUTHERN	12/10/17	2		0-1	.000	0-1	.000	0-0	.000	0	1	1	0.7	0	0	0	0	0	0	0.7
vs Drake	12/16/17	1		1-1	1.000	0-0	.000	0-0	.000	0	0	0	0.5	0	0	0	0	0	2	1.0
SOUTHERN UTAH	12/19/17	2		0-1	.000	0-1	.000	0-0	.000	0	1	1	0.6	0	1	1	0	0	0	0.8
NORTHERN ILLINOIS	12/29/17	2		0-0	.000	0-0	.000	0-0	.000	0	0	0	0.5	0	1	0	0	0	0	0.7
PURDUE	01/20/18	0		1-1	1.000	0-0	.000	0-0	.000	0	0	0	0.4	0	0	0	0	0	2	0.9
Totals		0	14	3-6	.500	0-3	.000	0-0	.000	1	2	3	0.4	1	2	2	0	0	6	0.9

SEASON / CAREER STATS

POINTS

SEASON: 2, 2x, LAST VS. PURDUE (1/20/18)
CAREER: 3 VS. NORTH DAKOTA ST (11/17/14)

REBOUNDS

SEASON: 1, 3x, LAST VS. SOUTHERN UTAH (12/19/17)
CAREER: 1, 4x, LAST VS. SOUTHERN UTAH (12/19/17)

ASSISTS

SEASON: 1, 2x, LAST VS. N. ILLINOIS (12/29/17)
CAREER: 1, 3x, LAST VS. SOUTHERN UTAH (12/19/17)

BLOCKS

SEASON: ---
CAREER: ---

STEALS

SEASON: ---
CAREER: ---

MINUTES

SEASON: 3 VS. CHICAGO STATE (11/10/17)
CAREER: 3, 4x, LAST VS. CHICAGO ST (11/10/17)

FIELD GOALS MADE

SEASON: 1, 2x, LAST VS. PURDUE (1/20/18)
CAREER: 1, 4x, LAST VS. PURDUE (1/20/18)

FIELD GOALS ATTEMPTED

SEASON: 2 VS. ALABAMA STATE (11/12/17)
CAREER: 2, 2x, LAST VS. ALABAMA ST (11/12/17)

3-POINT FIELD GOALS MADE

SEASON: ---
CAREER: 1 VS. NORTH DAKOTA ST (11/17/14)

3-POINT FIELD GOALS ATTEMPTED

SEASON: 1, 3x, LAST VS. SOUTHERN UTAH (12/19/17)
CAREER: 1, 4x, LAST VS. SOUTHERN UTAH (12/19/17)

FREE THROWS MADE

SEASON: ---
CAREER: ---


FREE THROWS ATTEMPTED

SEASON: ---
CAREER: ---

- Non-scholarship athlete
- Scored a basket in last Saturday's game against #3 Purdu
- Had an assist in victory over Northern Illinois
- Played in seven games this season, scoring his first bucket in win over Alabama State
- Scored a bucket in the remaining seconds in Iowa's 26-point win over Drake

PRODUCTION TRACKER

	Season	Career
Scored 10+ Points:	0	0
Scored 15+ Points:	0	0
Scored 20+ Points:	0	0
Had 5+ Assists:	0	0
Had 3+ Blocks:	0	0
Had 3+ Steals:	0	0
Made 3+ 3-Pointers:	0	0
Led Team in Scoring:	0	0
Led Team in Rebounding:	0	0
Led Team in Assists:	0	0
Led Team in Steals:	0	0
Led Team in Blocks:	0	0
Double-Double:	0	0




CAREER STATS

YEAR	G/GS	FG-A	PCT	3-PT	PCT	FT-A	PCT	RB	AVG	PF-FO	AS	TO	BK	ST	PTS	AVG
Fresh.	8/0	1-1	1.000	1-1	1.000	0-0	.000	0	0.0	0-0	1	1	0	0	3	0.4
Junior	7/0	1-3	.333	0-1	.000	0-0	.000	1	0.2	3-0	1	1	0	0	2	0.3
Senior	7/0	3-6	.500	0-3	.000	0-0	.000	3	0.4	1-0	2	2	0	0	6	0.9
TOTALS	22/0	5-10	.500	1-5	.200	0-0	.000	4	0.2	4-0	4	4	0	0	11	0.5



20 RILEY TILL

RS-Freshman • Forward • 6-7 • 200
Dubuque, Iowa • Wahlert HS



2017-18 GAME-BY-GAME STATS

Opponent	Date	gs	min	Total		3-Pointers		Free throws		Rebounds				pf	a	t/o	blk	stl	pts	avg
				fg-fga	pct	3fg-fga	pct	ft-fa	pct	off	def	tot	avg							
CHICAGO STATE	11/10/17	5		0-0	.000	0-0	.000	0-0	.000	0	1	1	1.0	0	0	1	0	1	0	0.0
ALABAMA STATE	11/12/17	4		0-1	.000	0-1	.000	0-0	.000	0	0	0	0.5	0	0	0	0	0	0	0.0
vs South Dakota State	11/21/17	0		0-0	.000	0-0	.000	0-0	.000	0	0	0	0.3	0	0	0	0	0	0	0.0
SOUTHERN	12/10/17	4		0-2	.000	0-2	.000	0-0	.000	0	0	0	0.3	1	0	0	0	0	0	0.0
vs Drake	12/16/17	2		0-0	.000	0-0	.000	0-0	.000	0	0	0	0.2	0	0	0	0	0	0	0.0
SOUTHERN UTAH	12/19/17	3		1-1	1.000	0-0	.000	0-0	.000	0	0	0	0.2	1	0	0	0	0	2	0.3
NORTHERN ILLINOIS	12/29/17	2		0-1	.000	0-1	.000	0-0	.000	0	0	0	0.1	0	0	0	0	1	0	0.3
PURDUE	01/20/18	2		0-0	.000	0-0	.000	0-0	.000	0	0	0	0.1	0	0	0	0	0	0	0.3
Totals		0	22	1-5	.200	0-4	.000	0-0	.000	0	1	1	0.1	2	0	1	0	2	2	0.3

SEASON / CAREER STATS

POINTS

SEASON: 2 VS. SOUTHERN UTAH (12/19/17)

REBOUNDS

SEASON: 1 VS. ALABAMA STATE (11/12/17)

ASSISTS

SEASON: ---

BLOCKS

SEASON: ---

STEALS

SEASON: 1, 2X, LAST VS. N. ILLINOIS (12/29/17)

MINUTES

SEASON: 5 VS. CHICAGO STATE (11/10/17)

FIELD GOALS MADE

SEASON: 1 VS. SOUTHERN UTAH (12/19/17)

FIELD GOALS ATTEMPTED

SEASON: 2 VS. SOUTHERN (12/10/17)

3-POINT FIELD GOALS MADE

SEASON: ---

3-POINT FIELD GOALS ATTEMPTED

SEASON: 2 VS. SOUTHERN (12/10/17)

FREE THROWS MADE

SEASON: ---


FREE THROWS ATTEMPTED

SEASON: ---

- Non-scholarship athlete
- Played limited minutes in eight games this season
- Redshirted last season as a true freshman

PRODUCTION TRACKER

	Season	Career
Scored 10+ Points:	0	0
Scored 15+ Points:	0	0
Scored 20+ Points:	0	0
Had 5+ Assists:	0	0
Had 3+ Blocks:	0	0
Had 3+ Steals:	0	0
Made 3+ 3-Pointers:	0	0
Led Team in Scoring:	0	0
Led Team in Rebounding:	0	0
Led Team in Assists:	0	0
Led Team in Steals:	0	0
Led Team in Blocks:	0	0
Double-Double:	0	0



CAREER STATS

YEAR	G/GS	FG-A	PCT	3-PT	PCT	FT-A	PCT	RB	AVG	PF-FO	AS	TO	BK	ST	PTS	AVG
Fresh.	8/0	1-5	.200	0-4	.000	0-0	.000	1	0.1	2-0	0	1	0	2	2	0.3



25 DOM UHL

Senior • Forward • 6-9 • 220
Frankfurt, Germany • Point Pleasant Beach HS (NJ)



2017-18 GAME-BY-GAME STATS

Opponent	Date	gs	min	Total		3-Pointers		Free throws		Rebounds				pf	a	t/o	blk	stl	pts	avg
				fg-fga	pct	3fg-fga	pct	ft-fa	pct	off	def	tot	avg							
CHICAGO STATE	11/10/17	8		0-1	.000	0-1	.000	1-2	.500	0	3	3	3.0	2	0	2	1	0	1	1.0
ALABAMA STATE	11/12/17	8		1-2	.500	0-0	.000	0-2	.000	2	2	4	3.5	0	1	0	0	0	2	1.5
vs South Dakota State	11/21/17	2		0-0	.000	0-0	.000	0-0	.000	0	0	0	2.3	0	0	0	0	0	0	1.0
vs UAB	11/22/17	2		0-0	.000	0-0	.000	0-0	.000	0	0	0	1.8	0	0	1	0	0	0	0.8
at Indiana	12/04/17	2		0-1	.000	0-0	.000	0-0	.000	0	0	0	1.4	0	0	1	0	0	0	0.6
SOUTHERN	12/10/17	4		0-0	.000	0-0	.000	0-0	.000	0	1	1	1.3	0	0	0	0	0	0	0.5
vs Drake	12/16/17	2		0-0	.000	0-0	.000	0-0	.000	0	0	0	1.1	0	0	1	0	0	0	0.4
SOUTHERN UTAH	12/19/17	3		0-0	.000	0-0	.000	0-0	.000	0	1	1	1.1	0	1	0	1	0	0	0.4
NORTHERN ILLINOIS	12/29/17	4		0-0	.000	0-0	.000	0-0	.000	0	0	0	1.0	0	0	0	0	0	0	0.3
at Rutgers	01/17/18	3		0-0	.000	0-0	.000	0-0	.000	0	0	0	0.9	1	0	0	0	0	0	0.3
PURDUE	01/20/18	8		1-2	.500	0-0	.000	0-0	.000	0	2	2	1.0	1	1	1	0	0	2	0.5
Totals		0	46	2-6	.333	0-1	.000	1-4	.250	2	9	11	1.0	4	3	6	2	0	5	0.5

SEASON / CAREER STATS

POINTS

SEASON: 2, 2X, LAST VS. PURDUE (1/20/18)
CAREER: 18 VS. COPPIN STATE (11/15/15)

REBOUNDS

SEASON: 4 VS. ALABAMA STATE (11/12/17)
CAREER: 10, 2X, LAST VS. SETON HALL (11/17/16)

ASSISTS

SEASON: 1, 3X, LAST VS. PURDUE (1/20/18)
CAREER: 6 VS. OHIO STATE (1/28/17)

BLOCKS

SEASON: 1, 2X, LAST VS. SOUTHERN UTAH (12/19/17)
CAREER: 5 VS. RUTGERS (1/8/17)

STEALS

SEASON: ---
CAREER: 3 AT MARQUETTE (11/19/15)

MINUTES

SEASON: 8, 3X, LAST VS. PURDUE (1/20/18)
CAREER: 28 VS. DRAKE (12/19/15)

FIELD GOALS MADE

SEASON: 1, 2X, LAST VS. PURDUE (1/20/18)
CAREER: 7 VS. COPPIN STATE (11/15/15)

FIELD GOALS ATTEMPTED

SEASON: 2 2X, LAST VS. PURDUE (1/20/18)
CAREER: 10, 2X, LAST VS. UMKC (12/5/15)

3-POINT FIELD GOALS MADE

SEASON: ---
CAREER: 3 VS. COPPIN STATE (11/15/15)

3-POINT FIELD GOALS ATTEMPTED

SEASON: 2 VS. ALABAMA STATE (11/12/17)
CAREER: 5, 2X, LAST VS. COPPIN ST (11/15/15)

FREE THROWS MADE

SEASON: 1 VS. CHICAGO STATE (11/10/17)
CAREER: 6, 2X, LAST VS. KENN. ST. (11/11/16)

FREE THROWS ATTEMPTED

SEASON: 2, 2X, LAST VS. ALABAMA ST (11/12/17)
CAREER: 10, 2X, LAST VS. KENN. ST. (11/11/16)

- Seen limited minutes in 11 games
- Scored first points since Alabama State (Nov. 12) and grabbed two boards last Saturday against #3 Purdue

PRODUCTION TRACKER

	Season	Career
Scored 10+ Points:	0	9
Scored 15+ Points:	0	2
Scored 20+ Points:	0	0
Had 5+ Assists:	0	1
Had 3+ Blocks:	0	2
Had 3+ Steals:	0	1
Made 3+ 3-Pointers:	0	1
Led Team in Scoring:	0	1
Led Team in Rebounding:	0	5
Led Team in Assists:	0	0
Led Team in Steals:	0	5
Led Team in Blocks:	0	8
Double-Double:	0	1



CAREER STATS

YEAR	G/GS	FG-A	PCT	3-PT	PCT	FT-A	PCT	RB	AVG	PF-FO	AS	TO	BK	ST	PTS	AVG
Fresh.	33/0	26-72	.361	5-27	.185	11-21	.524	61	1.8	25-0	14	23	7	8	68	2.1
Soph.	33/1	69-166	.416	27-60	.450	34-58	.586	119	3.6	40-0	27	25	12	16	199	6.0
Junior	32/7	34-97	.351	10-42	.238	35-52	.673	102	3.2	31-0	38	31	9	5	113	3.5
Senior	11/0	2-6	.333	0-1	.000	1-4	.250	11	1.0	4-0	3	6	2	0	5	0.5
TOTALS	109/8	131-341	.384	42-130	.323	81-135	.600	293	2.7	100-0	82	85	30	29	385	3.5



AHMAD WAGNER

Junior • Forward • 6-7 • 235
Yellow Springs, Ohio • Wayne HS



2017-18 GAME-BY-GAME STATS

				Total		3-Pointers		Free throws		Rebounds											
Opponent	Date	gs	min	fg-fga	pct	3fg-fga	pct	ft-fa	pct	off	def	tot	avg	pf	a	t/o	blk	stl	pts	avg	
CHICAGO STATE	11/10/17	*	19	0-2	.000	0-0	.000	2-4	.500	2	4	6	6.0	2	4	1	0	0	2	2.0	
ALABAMA STATE	11/12/17	*	12	2-3	.667	1-1	1.000	0-2	.000	4	3	7	6.5	1	1	1	0	1	5	3.5	
GRAMBLING STATE	11/16/17	*	12	0-0	.000	0-0	.000	1-2	.500	0	1	1	4.7	0	1	2	1	1	1	2.7	
vs Louisiana	11/20/17	*	11	0-1	.000	0-0	.000	0-0	.000	0	1	1	3.8	1	1	2	0	1	0	2.0	
vs South Dakota State	11/21/17	*	17	5-6	.833	1-1	1.000	0-0	.000	2	1	3	3.6	3	1	1	0	1	11	3.8	
vs UAB	11/22/17		dnp	-	-	-	-	-	-	-	-	-	-	-	-	-	-	-	-	-	
at Virginia Tech	11/28/17	*	12	1-3	.333	0-0	.000	0-0	.000	1	1	2	3.3	1	0	1	0	0	2	3.5	
PENN STATE	12/02/17		10	1-2	.500	0-0	.000	0-0	.000	0	1	1	3.0	2	0	0	0	0	2	3.3	
at Indiana	12/04/17		20	2-8	.250	0-1	.000	0-0	.000	4	0	4	3.1	4	0	1	0	1	4	3.4	
at Iowa State	12/07/17		5	1-1	1.000	0-0	.000	0-0	.000	0	1	1	2.9	0	0	1	1	0	2	3.2	
SOUTHERN	12/10/17		11	0-0	.000	0-0	.000	1-2	.500	0	3	3	2.9	3	0	1	0	0	1	3.0	
vs Drake	12/16/17		7	0-1	.000	0-1	.000	0-0	.000	1	0	1	2.7	1	1	0	0	0	0	2.7	
SOUTHERN UTAH	12/19/17		1	0-0	.000	0-0	.000	0-0	.000	0	0	0	2.5	0	0	0	0	0	0	2.5	
vs Colorado	12/22/17		dnp	-	-	-	-	-	-	-	-	-	-	-	-	-	-	-	-	-	
NORTHERN ILLINOIS	12/29/17		11	0-1	.000	0-1	.000	0-0	.000	1	2	3	2.5	2	4	0	0	0	0	2.3	
MICHIGAN	01/02/18		8	0-0	.000	0-0	.000	0-0	.000	0	0	0	2.4	1	1	0	0	0	0	2.1	
OHIO STATE	01/04/18		9	0-0	.000	0-0	.000	0-1	.000	2	1	3	2.4	2	1	0	0	0	0	2.0	
at Maryland	01/07/18		10	1-2	.500	0-1	.000	0-0	.000	1	1	2	2.4	1	0	1	0	0	2	2.0	
at Illinois	01/11/18		2	0-0	.000	0-0	.000	0-0	.000	0	0	0	2.2	1	0	1	0	0	0	1.9	
at Rutgers	01/17/18		3	0-0	.000	0-0	.000	0-0	.000	0	0	0	2.1	0	0	0	0	0	0	1.8	
PURDUE	01/20/18		7	0-1	.000	0-0	.000	0-1	.000	0	0	0	2.0	1	0	1	0	0	0	1.7	
WISCONSIN	01/23/18		14	1-1	1.000	0-0	.000	1-2	.500	1	0	1	2.0	2	0	0	0	0	3	1.8	
Totals			6	201	14-32	.438	2-6	.333	5-14	.357	19	20	39	2.0	28	15	14	2	5	35	1.8

SEASON / CAREER STATS

POINTS

SEASON: 11 VS. SDSU (11/21/17)

CAREER: 12, 4X, LAST AT ILLINOIS (1/25/17)

REBOUNDS

SEASON: 7 VS. ALABAMA STATE (11/12/17)

CAREER: 9, 2X, LAST VS. SAVANNAH ST (11/13/16)

ASSISTS

SEASON: 4, 2X, LAST VS. N. ILLINOIS (12/29/17)

CAREER: 5 AT NORTHWESTERN (1/15/17)

BLOCKS

SEASON: 1, 2X, LAST AT IOWA STATE, 12/7/17

CAREER: 4 VS. KENNESAW STATE (11/11/16)

STEALS

SEASON: 1, 4X, LAST VS. SDSU (11/21/17)

CAREER: 3 VS. NORTHWESTERN (1/31/16)

MINUTES

SEASON: 20 AT INDIANA (12/4/17)

CAREER: 26 VS. NORTHERN IOWA (12/17/16)

FIELD GOALS MADE

SEASON: 5 VS. SDSU (11/21/17)

CAREER: 5, 3X, LAST VS. SDSU (11/21/17)

FIELD GOALS ATTEMPTED

SEASON: 8 AT INDIANA (12/4/17)

CAREER: 8, 2X, LAST AT INDIANA (12/4/17)

3-POINT FIELD GOALS MADE

SEASON: 1, 2X, LAST VS. SDSU (11/21/17)

CAREER: 1, 2X, LAST VS. SDSU (11/21/17)

3-POINT FIELD GOALS ATTEMPTED

SEASON: 1, 4X, LAST VS. DRAKE (12/16/17)

CAREER: 1, 7X, LAST VS. DRAKE (12/16/17)

FREE THROWS MADE

SEASON: 2 VS. CHICAGO STATE (11/10/17)

CAREER: 6 VS. MARYLAND (1/19/17)

FREE THROWS ATTEMPTED

SEASON: 4 VS. CHICAGO STATE (11/10/17)

CAREER: 8 VS. MARYLAND (1/19/17)

- Tied a career high with four assists in win over Northern Illinois
- Started the first five games of the season
- Missed two games due to injury: UAB (shoulder) and Colorado (ankle)
- Made his first career 3-pointer in the first half of win over Alabama State
- Netted a season-best 11 points, including making second career triple, versus SDSU at Cayman Islands Classic

PRODUCTION TRACKER

	Season	Career
Scored 10+ Points:	1	6
Scored 15+ Points:	0	0
Scored 20+ Points:	0	0
Had 5+ Assists:	0	1
Had 3+ Blocks:	0	1
Had 3+ Steals:	0	1
Made 3+ 3-Pointers:	0	0
Led Team in Scoring:	0	0
Led Team in Rebounding:	1	2
Led Team in Assists:	0	2
Led Team in Steals:	1	7
Led Team in Blocks:	1	6
Double-Double:	0	0



CAREER STATS

YEAR	G/GS	FG-A	PCT	3-PT	PCT	FT-A	PCT	RB	AVG	PF-FO	AS	TO	BK	ST	PTS	AVG
Fresh.	32/0	32-47	.681	0-1	.000	19-37	.514	84	2.6	49-2	6	11	13	9	83	2.6
Soph.	34/18	63-123	.512	0-2	.000	38-82	.463	116	3.4	71-0	46	30	14	27	164	4.8
Junior	19/6	14-32	.438	2-6	.333	5-14	.357	39	2.0	28-0	15	14	2	5	35	1.8
TOTALS	86/24	109-202	.540	2-9	.222	62-133	.466	239	2.8	148-2	67	55	29	41	282	3.3





GAME-BY-GAME RESULTS

Overall: 11-11 Big Ten: 2-7 Home: 7-4 Away: 1-5 Neutral: 3-2

Date	Opponent	Result	Attend.	Top Scorer	Top Rebounder
Nov. 10	Chicago State	W, 95-62	12,100	Luka Garza, 16	Wagner/Cook, 6
Nov. 12	Alabama State	W, 92-58	11,637	Cordell Pems, 15	Luka Garza, 13
Nov. 16	Grambling State	W, 85-74	10,540	Jack Nunge, 17	Luka Garza, 9
^ Nov. 20	vs. Louisiana	L, 71-80	1,200	Isaiah Moss, 24	Cordell Pems, 8
^ Nov. 21	vs. South Dakota State	L, 72-80	1,275	Isaiah Moss, 18	Luka Garza, 10
^ Nov. 22	vs. UAB	W, 95-85	1,020	Jordan Bohannon, 30	Luka Garza, 7
\$ Nov. 28	at Virginia Tech	L, 55-79	7,101	Tyler Cook, 16	Cordell Pems, 14
* Dec. 2	Penn State	L, 73-77	12,805	Tyler Cook, 23	Tyler Cook, 12
* Dec. 4	at Indiana	L, 64-77	17,222	Brady Ellingson, 16	Jack Nunge, 6
+ Dec. 7	at Iowa State	L, 78-84	14,384	Jordan Bohannon, 19	Nunge/Cook/Pems, 8
Dec. 10	Southern	W, 91-60	11,397	Luka Garza, 23	Luka Garza, 13
# Dec. 16	vs. Drake	W, 90-64	13,828	Tyler Cook, 23	Nicholas Baer, 14
Dec. 19	Southern Utah	W, 92-64	10,220	Luka Garza, 17	Nicholas Baer, 10
@ Dec. 22	vs. Colorado	W, 80-73	3,250	Moss/Dailey, 16	Cordell Pems, 8
Dec. 29	Northern Illinois	W, 98-75	14,665	Luka Garza, 25	Luka Garza, 7
* Jan. 2	Michigan	L, 68-75	11,363	Tyler Cook, 28	Tyler Cook, 8
* Jan. 4	Ohio State	L, 81-92	10,933	Tyler Cook, 21	Tyler Cook, 9
* Jan. 7	at Maryland	L, 73-91	13,352	Isaiah Moss, 25	Nicholas Baer, 11
* Jan. 11	at Illinois	W, 104-97	11,326	Jordan Bohannon, 29	Tyler Cook, 13
* Jan. 17	at Rutgers	L, 64-80	4,002	Jordan Bohannon, 23	Tyler Cook, 10
* Jan. 20	#3/3 Purdue	L, 64-87	14,822	Luka Garza, 19	Nicholas Baer, 7
* Jan. 23	Wisconsin	W, 85-67	11,563	Cook/Garza, 17	Luka Garza, 16

^ - Cayman Islands Classic -- George Town, Cayman Islands

\$ - Big Ten/ACC Challenge

+ - Iowa Corn Cy-Hawk Series

- The Hy-Vee Classic -- Des Moines, Iowa

@ - Played in Sioux Falls, South Dakota

* - Big Ten Conference Game

% - Big Ten Tournament -- New York City

Attendance Summary	Games	Totals	Average
Home	11	132,045	12,004
Away	6	67,387	11,231
Neutral	5	20,573	4,114
Totals	22	220,005	10,000





GAME-BY-GAME STATISTICS

Team	Score	FG-A	PCT	3-PT. FG	PCT	FT-A	PCT	REB	PF	AS	TO	BS	ST
at Iowa	95	31-52	.596	12-22	.545	21-35	.600	38	19	23	17	7	8
Chicago State	62	23-61	.377	6-26	.231	10-18	.556	33	33	10	20	2	9
at Iowa	92	32-68	.471	11-29	.379	17-33	.515	53	14	25	9	6	9
Alabama State	58	24-64	.375	4-14	.286	6-11	.545	38	22	10	17	6	5
at Iowa	85	25-46	.543	8-20	.400	27-36	.750	36	14	20	13	6	8
Grambling State	74	29-68	.426	10-24	.417	6-6	1.000	27	25	19	11	2	7
Iowa	71	22-60	.367	6-19	.316	21-26	.808	39	19	10	15	2	6
vs. Louisiana	80	30-61	.492	5-21	.238	15-22	.682	39	23	25	13	5	9
Iowa	72	28-55	.509	8-21	.381	8-15	.533	35	17	16	15	3	4
vs. South Dakota State	80	27-61	.443	10-20	.500	16-19	.842	32	15	10	11	1	9
Iowa	95	30-50	.600	8-13	.615	27-35	.771	29	18	18	11	4	3
vs. UAB	85	31-69	.449	7-25	.280	16-18	.889	35	22	15	9	1	7
Iowa	55	22-66	.333	5-20	.250	6-10	.600	44	20	11	14	5	5
at Virginia Tech	79	25-58	.431	7-23	.304	22-28	.786	40	13	15	10	4	6
at Iowa	73	28-55	.509	4-12	.333	13-21	.619	39	15	16	18	6	5
Penn State	77	28-64	.438	12-23	.522	9-11	.818	30	22	19	14	7	8
Iowa	64	25-65	.385	10-24	.417	4-9	.444	42	20	17	18	6	6
at Indiana	77	27-66	.409	8-21	.381	15-23	.652	47	16	14	10	6	11
Iowa	78	33-74	.446	11-36	.306	1-8	.125	53	19	23	18	3	2
at Iowa State	84	30-65	.462	9-27	.333	15-20	.750	31	13	16	8	1	9
at Iowa	91	28-63	.444	13-32	.406	22-28	.786	46	15	22	7	8	6
Southern	60	21-70	.300	3-21	.143	15-20	.750	45	22	4	11	2	4
Iowa	90	37-67	.552	6-18	.333	10-15	.667	41	14	23	14	2	10
vs. Drake	64	24-55	.436	9-26	.346	7-9	.778	24	17	14	19	2	6
at Iowa	92	35-67	.522	6-22	.273	16-21	.762	48	11	25	12	6	7
Southern Utah	64	24-61	.393	8-26	.308	8-14	.571	29	22	17	12	0	6
Iowa	80	26-53	.491	3-15	.200	25-36	.694	43	15	13	19	5	4
vs. Colorado	73	29-68	.426	6-23	.261	9-17	.529	31	25	10	11	2	12
at Iowa	98	36-62	.581	12-26	.462	14-21	.667	35	8	34	8	8	7
Northern Illinois	75	30-69	.435	8-22	.364	7-10	.700	35	17	13	12	1	8
at Iowa	68	25-52	.481	6-15	.400	12-17	.706	31	14	16	13	4	4
Michigan	75	28-57	.491	11-25	.440	8-10	.800	30	15	18	10	0	8
at Iowa	81	29-68	.426	7-17	.412	16-23	.696	40	20	17	11	5	1
Ohio State	92	35-66	.530	7-20	.350	15-23	.652	38	22	16	9	5	6
Iowa	73	28-57	.491	11-2	.524	6-10	.600	28	10	17	17	3	2
at Maryland	91	34-60	.567	4-17	.235	19-25	.760	31	14	19	9	1	2
Iowa	104	32-64	.500	7-24	.292	33-40	.825	45	17	14	17	4	8
at Illinois (OT)	97	36-74	.486	14-30	.467	11-14	.786	26	31	22	14	3	5
Iowa	64	24-61	.393	8-19	.421	8-10	.800	35	17	12	17	2	3
at Rutgers	80	29-54	.537	7-16	.438	15-20	.750	31	16	18	11	1	9
at Iowa	64	26-59	.441	6-18	.333	6-12	.500	32	7	18	11	4	6
#3/3 Purdue	87	33-59	.559	20-33	.606	1-4	.250	30	17	23	11	5	4
at Iowa	85	31-60	.517	6-18	.333	17-22	.773	41	17	20	11	3	7
Wisconsin	67	26-65	.400	4-18	.222	11-14	.786	32	20	15	10	1	7



SEASON & CAREER BESTS/THE LAST TIME...

Season Bests

Player	Points	3-Pointers	Rebounds	Assists	Blocks	Steals
Nicholas Baer	11, Drake	2, Iowa State	14, Drake	5, Drake	3, Indiana	5, Drake
Jordan Bohannon	30, UAB	6, UAB	6, Colorado	11, Wisconsin	---	2, twice
Tyler Cook	29, UAB	1, Indiana	13, Illinois	5, Iowa State	2, four times	3, Illinois
Maishe Dailey	16, Colorado	3, Southern	6, Iowa State	4, twice	1, Illinois	2, Alabama State
Brady Ellingson	16, Indiana	3, three times	4, Iowa State	5, Iowa State	1, twice	2, Iowa State
Luka Garza	25, NIU	3, NIU	16, Wisconsin	3, Rutgers	5, NIU	2, Grambling St
Ryan Kriener	6, Southern	1, twice	4, five times	4, Alabama State	2, Chicago State	3, Drake
Connor McCaffery	5, Southern	1, Southern	3, Southern	4, Southern	---	1, twice
Isaiah Moss	25, Maryland	4, three times	4, twice	5, twice	1, four times	3, Wisconsin
Jack Nunge	17, Grambling St	3, Grambling St	8, Iowa State	4, twice	4, Southern	4, Chicago State
Cordell Pemsil	15, Alabama State	---	14, Virginia Tech	6, Virginia Tech	2, Colorado	1, four times
Charlie Rose	2, three times	---	1, three times	1, twice	---	---
Riley Till	2, Southern Utah	---	1, Chicago State	---	---	1, twice
Dom Uhl	2, Alabama State	---	4, Alabama State	1, twice	1, twice	---
Ahmad Wagner	11, SDSU	1, twice	7, Alabama State	4, twice	1, twice	1, five times

Career Bests

Player	Points	3-Pointers	Rebounds	Assists	Blocks	Steals
Nicholas Baer	20, Penn State, '17	4, three times	14, Drake, '17	6, Savannah St, '16	6, twice	5, Drake, '17
Jordan Bohannon	30, UAB, '17	8, Maryland, '17	6, Colorado, '17	13, TCU, '17	1, Nebraska '17	4, twice
Tyler Cook	29, UAB, '17	1, three times	13, Illinois '18	5, Iowa State, '17	2, four times	3, twice
Maishe Dailey	16, Colorado, '17	3, Southern, '17	7, Delaware St, '16	4, twice	1, twice	2, twice
Brady Ellingson	23, Savannah St, '16	5, Ohio State, '17	4, twice	5, three times	1, twice	2, twice
Luka Garza	25, NIU, '17	3, NIU, '17	16, Wisconsin, '18	3, Rutgers, '18	5, NIU, '17	3, Drake, '17
Ryan Kriener	14, twice	1, three times	7, Ohio State	4, Alabama St, '17	3, twice	2, three times
Connor McCaffery	5, Southern, '17	1, Southern, '17	3, Southern, '17	4, Southern, '17	---	1, twice
Isaiah Moss	25, Maryland, '18	5, Stetson, '16	6, Stetson, '16	5, twice	2, three times	5, Indiana, '17
Jack Nunge	17, Grambling St, '17	3, Grambling St, '17	8, Iowa State, '17	4, twice	4, Southern, '17	4, Chicago St, '17
Cordell Pemsil	21, Stetson, '16	---	14, Virginia Tech, '17	6, Virginia Tech, '17	3, Rutgers, '17	4, South Dakota, '17
Charlie Rose	3, NDSU, '14	1, NDSU, '14	1, four times	1, four times	---	---
Riley Till	---	---	1, Chicago St, '17	---	---	1, twice
Dom Uhl	18, Coppin St, '15	3, Coppin St, '15	10, twice	6, Ohio State, '17	5, Rutgers, '17	3, Marquette, '15
Ahmad Wagner	12, four times	1, twice	9, twice	5, Northwestern, '17	4, KSU, '16	3, Northwestern, '16

The Last Time a Player . . .

Had 30 or more points

Iowa -- 30, Jordan Bohannon vs. UAB, 11/22/17
Opponent -- 34, Glynn Watson Jr., Nebraska, 1/5/17

Made at least 90% of his FGA (10 att.)

Iowa -- .900 (9-10), Aaron White vs. Md.-Eastern Shore, 11/14/13
Opponent -- .900 (9-10), E.J. Singler, Oregon, 3/18/12

Made 100% of his FTA (10 att.)

Iowa -- 1.000 (10-10), Jordan Bohannon at Illinois 1/11/18
Opponent -- 1.000 (12-12), Bonzie Colson, Notre Dame, 11/29/16

Had 15 or more rebounds

Iowa -- 16, Luka Garza vs. Wisconsin, 1/23/18
Opponent -- 17, Bonzie Colson, Notre Dame 11/29/16

Had 10 or more assists

Iowa -- 11, Jordan Bohannon vs. Wisconsin, 1/23/18
Opponent -- 10, Nick Weiler-Babb, Iowa State, 12/7/17

Had 5 or more blocks

Iowa -- 5, Luka Garza vs. Northern Illinois, 12/29/17
Opponent -- 5, Alex Olah, Northwestern, 2/15/15

Had 5 or more steals

Iowa -- 5, Nicholas Baer vs. Drake, 12/16/17
Opponent -- 5, Tevin King, South Dakota State, 11/21/17

The Last Time a Team . . .

Scored 100 or more points

Iowa -- 104 at Illinois, 1/11/18
Opponent -- 101 by Minnesota, 2/8/17

Scored 40 or fewer points

Iowa -- 40 at Wisconsin, 3/3/10
Opponent -- 39 by UNC Wilmington, 11/8/13

Won an overtime game

Iowa -- 104-97(OT) at Illinois, 1/11/18
Opponent -- 95-92 (OT) by TCU, 3/19/17

Made at least 60% of its FGA (20 att.)

Iowa -- .600 (30-50) vs. UAB, 11/22/17
Opponent -- .603 (35-58) by Indiana, 3/9/17

Made at least 50% of its 3-pt. FGA (8 att.)

Iowa -- .615 (13-18) vs. UAB, 11/22/17
Opponent -- .606 (20-33) by Purdue, 1/20/18

Made at least 90% of its FTA (10 att.)

Iowa -- 1.000 (13-13) at Purdue, 12/28/16
Opponents -- .939 (15-16) by Illinois, 2/25/15



SEASON HIGHS & LOWS/SPECIALITY STATS

CATEGORY

Points	High	104	Illinois	97	Illinois
	Low	55	Virginia Tech	58	Alabama State
FG Made	High	37	Drake	36	Illinois
	Low	22	Louisiana/Virginia Tech	21	Southern
FG Att.	High	74	Iowa State	70	Southern
	Low	46	Grambling State	54	Rutgers
FG%	High	.600	UAB	.567	Maryland
	Low	.333	Virginia Tech	.300	Southern
3FG Made	High	13	Southern	20	Purdue
	Low	3	Colorado	3	Southern
3FG Att.	High	36	Iowa State	33	Purdue
	Low	12	Penn State	14	Alabama State
3FG%	High	.615	UAB	.606	Purdue
	Low	.200	Colorado	.143	Southern
FTM	High	33	Illinois	22	Virginia Tech
	Low	1	Iowa State	1	Purdue
FTA	High	40	Illinois	28	Virginia Tech
	Low	8	Iowa State	4	Purdue
FT% (min. 10)	High	.825	Illinois	.889	UAB
	Low	.515	Alabama State	.529	Colorado
Off. Reb.	High	22	Alabama State	16	Indiana/Southern
	Low	4	UAB	3	Southern Utah
Def. Reb.	High	38	Southern Utah	31	Virginia Tech/Indiana
	Low	19	Maryland/Purdue	14	Grambling State/Illinois
Total Reb.	High	53	Alabama State/Iowa State	47	Indiana
	Low	28	Maryland	23	Alabama State
Assists	High	34	Northern Illinois	25	Louisiana
	Low	10	Louisiana	4	Southern
Steals	High	10	Drake	12	Colorado
	Low	1	Ohio State	2	Maryland
Blocks	High	8	Southern/Northern Illinois	7	Penn State
	Low	2	Louisiana/Drake/Rutgers	0	Southern Utah/Michigan
Turnovers	High	19	Colorado	20	Chicago State
	Low	7	Southern	8	Iowa State
Fouls	High	20	Four times	33	Chicago State
	Low	7	Purdue	13	Virginia Tech/Iowa State

GAME-BY-GAME SPECIALTY STATS

Date	Opponent	Pts. Off	Pts. In	2nd	Bench
		TO's	Paint	Chance	Points
11/10	Chicago State	15	30	17	39
11/12	Alabama State	33	38	27	49
11/16	Grambling State	12	30	13	29
11/20	vs. Louisiana	14	26	13	20
11/21	vs. South Dakota St	15	28	6	21
11/22	vs. UAB	13	36	5	10
11/28	at Virginia Tech	3	30	13	19
12/2	Penn State	14	42	13	19
12/4	at Indiana	10	26	12	28
12/7	at Iowa State	9	38	16	30
12/10	Southern	14	24	17	52
12/16	vs. Drake	25	52	19	27
12/19	Southern Utah	15	52	13	43
12/22	vs. Colorado	15	34	15	33
12/29	Northern Illinois	21	42	2	53
1/2	Michigan	9	30	2	17
1/4	Ohio State	8	26	24	13
1/7	at Maryland	15	22	15	11
1/11	at Illinois	15	38	18	13
1/17	at Rutgers	6	22	13	10
1/20	#3/3 Purdue	10	24	9	18
1/23	Wisconsin	14	44	12	18
AVG.		13.9	33.4	13.4	26

IOWA AND OPPONENT INDIVIDUAL HIGH PERFORMANCES

CATEGORY

Points	30	Jordan Bohannon vs. UAB	27	2x, last by Trent Frazier (Illinois)
Field Goals Made	10	Cook vs. Drake/Moss at Maryland	10	2x, last by Trent Frazier (Illinois)
Field Goals Attempted	17 (6-17)	Isaiah Moss vs. Louisiana	20	Trent Frazier (Illinois)
Field Goal Percentage (min. 5 made)	1.000 (8-8)	Luka Garza vs. Northern Illinois	1.000 (6-6)	Bryce Washington (Louisiana)
3-Point Field Goals Made	6 (6-8)	Jordan Bohannon vs. UAB	7	Trent Frazier (Illinois)
3-Point Field Goals Attempted	12	Bohannon at Illinois	11 (7-11)	Trent Frazier (Illinois)
3-Point Field Goals Pct. (min. 4 made)	.750 (6-8)	Jordan Bohannon vs. UAB	.666 (6-9)	Carsen Edwards (Purdue)
Free Throws Made	13 (13-16)	Tyler Cook vs. UAB	7	Chris Cokely (UAB)/Anthony Cowan (Maryland)
Free Throws Attempted	16 (13-16)	Tyler Cook vs. UAB	9 (7-9)	Anthony Cowan (Maryland)
Free Throw Pct. (min. 7 made)	1.000 (10-10)	Moss vs. Louisiana/Bohannon at Illinois	.875 (7-8)	Chris Cokely (UAB)
Offensive Rebounds	7	3x, last by Luka Garza at Illinois	5	Axel Mpoyo (Grambling State)
Defensive Rebounds	12	Cook at Illinois/Garza vs. Wisconsin	12	Keita Bates-Diop (Ohio State)
Total Rebounds	16	Luka Garza vs. Wisconsin	13	Keita Bates-Diop (Ohio State)
Assists	11	Jordan Bohannon vs. Wisconsin	11	Marcus Stroman (Louisiana)
Steals	5	Nicholas Baer vs. Drake	5	Tevin King (South Dakota State)
Blocks	5	Luka Garza vs. Northern Illinois	4	3x, last by De'Ron Davis (Indiana)
Turnovers	6	Tyler Cook vs. Drake	7	Graham Woodward (Drake)





2017-18 IOWA RECORD WHEN...

When playing at home:	7-4	When leading at the half:	10-1	When wearing White:	7-4
When playing on the road:	1-5	When trailing at the half:	1-9	When wearing Black:	3-7
When playing on a neutral court:	3-2	When tied at the half:	0-1	When wearing Gold:	1-0

When Iowa scores 100 points or more:	1-0	Iowa field goal percentage at home:	326-652	.500
When Iowa scores 90-99 points:	7-0	Iowa field goal percentage on road:	307-672	.457
When Iowa scores 80-89 points:	3-1	Iowa 3-point percentage at home:	91-231	.394
When Iowa scores 70-79 points:	0-5	Iowa 3-point percentage on road:	83-230	.361
When Iowa scores under 70 points:	0-5	Iowa free throw percentage at home:	181-269	.673
		Iowa free throw percentage on road:	149-214	.696

When opponent scores 100 points or more:	0-0
When opponent scores 90-99 points:	1-2
When opponent scores 80-89 points:	1-5
When opponent scores 70-79 points:	3-4
When opponent scores 60-69 points:	5-0
When opponent scores fewer than 60 points:	1-0

When Iowa shoots at least 50% from the field:	8-2
When Iowa shoots less than 50% from the field:	3-9
When opponent shoots at least 50% from the field:	0-4
When opponent shoots less than 50% from the field:	11-7
When Iowa has higher FG% than opponent:	11-2
When opponent has higher FG%:	0-9
When FG% is equal:	0-0

When Iowa outrebounds opponent:	9-8
When opponent has more rebounds:	1-2
When rebounds are equal:	1-1
When Iowa shoots at least 80% from the line:	1-2
When Iowa shoots less than 80% from the line:	10-9
When opponent shoots at least 80% from the line:	2-4
When opponent shoots less than 80% from the line:	9-8
When Iowa shoots more free throws than opponent:	11-5
When opponent shoots more free throws:	0-6
When free throws attempts are equal:	0-1
When Iowa has higher FT% than opponent:	6-4
When opponent has higher FT%:	6-8
When FT% is equal:	0-0

When Iowa shoots at least 50% from 3-point range:	2-1
When Iowa shoots less than 50% from 3-point range:	9-10
When opponent shoots at least 50% from 3-point range:	0-3
When opponent shoots less than 50% from 3-point range:	11-8
When Iowa has a higher 3-point FG% than opponent:	7-3
When opponent has a higher 3-point FG%:	4-8
When 3-point FG% is equal:	0-0

When Iowa has more assists than opponent:	10-4
When opponent has more assists:	1-7
When assists are equal:	0-0

When Iowa has fewer turnovers than opponent:	5-0
When opponent has fewer turnovers:	5-10
When turnovers are equal:	1-1
When Iowa has more steals than opponent:	5-1
When opponent has more steals:	5-9
When steals are equal:	1-1

On Sunday:	2-1
On Monday:	0-2
On Tuesday:	2-3
On Wednesday:	1-1
On Thursday:	2-2
On Friday:	3-0
On Saturday:	1-2

On BTN:	4-3
On CBS:	0-0
On ESPN:	0-1
On ESPN2:	1-3
On ESPNU:	0-1
On BTN Plus:	4-0
On FS1:	1-1
On CBS SN:	0-0
On NBC SN:	0-0
truTV:	0-0

Most Points, First Half: 56 vs. Northern Illinois
 Fewest Points, First Half: 17 vs. Louisiana
 Most Points Allowed, First Half: 54 by Illinois
 Fewest Points Allowed, First Half: 22 vs. Alabama State
 Most Points, Second Half: 54 vs. Louisiana
 Fewest Points, Second Half: 17 at Virginia Tech
 Most Points Allowed, Second Half: 48 by UAB/Iowa State
 Fewest Points Allowed, Second Half: 27 by Michigan
 Largest Halftime Advantage: 25 vs. Chicago St/Alabama St
 Largest Halftime Deficit: 31 vs. Purdue



UNDER McCAFFERY... IOWA RECORD WHEN...

When playing at home:	102-34	When leading at the half:	126-31	When wearing White:	95-38
When playing on the road:	29-51	When trailing at the half:	18-78	When wearing Black:	36-67
When playing on a neutral court:	17-25	When tied at the half:	3-2	When wearing Gold:	17-6
When Iowa scores 100 points or more:	7-0	Iowa field goal percentage at home:	3672-7891	.465	
When Iowa scores 90-99 points:	24-4	Iowa field goal percentage on road:	3091-7237	.427	
When Iowa scores 80-89 points:	46-10	Iowa 3-point percentage at home:	895-2475	.362	
When Iowa scores 70-79 points:	46-31	Iowa 3-point percentage on road:	760-2245	.338	
When Iowa scores under 70 points:	25-67	Iowa free throw percentage at home:	2364-3320	.712	
		Iowa free throw percentage on road:	1698-2383	.712	
When opponent scores 100 points or more:	0-4	On Sunday:	27-20		
When opponent scores 90-99 points:	3-16	On Monday:	10-4		
When opponent scores 80-89 points:	3-27	On Tuesday:	22-17		
When opponent scores 70-79 points:	37-40	On Wednesday:	15-18		
When opponent scores 60-69 points:	48-23	On Thursday:	20-25		
When opponent scores fewer than 60 points:	57-2	On Friday:	17-10		
		On Saturday:	35-17		
When Iowa shoots at least 50% from the field:	46-10	On BTN:	58-54		
When Iowa shoots less than 50% from the field:	102-102	On CBS:	1-2		
When opponent shoots at least 50% from the field:	3-45	On ESPN:	10-14		
When opponent shoots less than 50% from the field:	145-67	On ESPN2:	13-16		
When Iowa has higher FG% than opponent:	131-19	On ESPNU:	14-9		
When opponent has higher FG%:	16-90	On FS1:	2-1		
When FG% is equal:	2-2	On Mediacom:	12-0		
		On CBS SN:	1-3		
When Iowa outrebounds opponent:	112-46	On NBC SN:	2-1		
When opponent has more rebounds:	33-61	truTV:	1-0		
When rebounds are equal:	3-5				
When Iowa shoots at least 80% from the line:	36-21	Most Points, First Half: 59 vs. Savannah State, '16			
When Iowa shoots less than 80% from the line:	112-89	Fewest Points, First Half: 14 vs. Indiana, '13			
When opponent shoots at least 80% from the line:	29-23	Most Points Allowed, First Half: 55 vs. Michigan State, '12			
When opponent shoots less than 80% from the line:	120-88	Fewest Points Allowed, First Half: 12 vs. UNC Wilmington, '13			
When Iowa shoots more free throws than opponent:	122-49	Most Points, Second Half: 58 vs. SIU-Edwardsville, '10			
When opponent shoots more free throws:	20-59	Fewest Points, Second Half: 15 vs. Northern Iowa, '14			
When free throws attempts are equal:	6-4	Most Points Allowed, Second Half: 61 at Oregon, '12			
When Iowa has higher FT% than opponent:	95-49	Fewest Points Allowed, Second Half: 16 vs. UNI, '10			
When opponent has higher FT%:	50-60	Largest Halftime Advantage: 37 vs. Arkansas-Pine Bluff, '13			
When FT% is equal:	3-3	Largest Halftime Deficit: 31 vs. Purdue, '18			
When Iowa shoots at least 50% from 3-point range:	20-8				
When Iowa shoots less than 50% from 3-point range:	127-105				
When opponent shoots at least 50% from 3-point range:	2-20				
When opponent shoots less than 50% from 3-point range:	147-92				
When Iowa has a higher 3-point FG% than opponent:	106-37				
When opponent has a higher 3-point FG%:	37-77				
When 3-point FG% is equal:	0-1				
When Iowa has more assists than opponent:	113-28				
When opponent has more assists:	30-73				
When assists are equal:	5-10				
When Iowa has fewer turnovers than opponent:	98-38				
When opponent has fewer turnovers:	42-62				
When turnovers are equal:	9-11				
When Iowa has more steals than opponent:	90-38				
When opponent has more steals:	43-63				
When steals are equal:	15-10				



IOWA SUPERLATIVES UNDER McCAFFERY

TEAM

Most Points Scored

1. 116 -- Savannah State (11/13/16)
2. 111 -- SIU Edwardsville (11/26/10)
3. 109 -- Md. Eastern Shore (11/14/13)
4. 105 -- Central Arkansas (12/19/11)
5. **104 -- Illinois (1/11/18)**

Fewest Points Allowed

1. 36 -- Howard (11/15/12)
2. 39 -- UNC Wilmington (11/8/13)
- 39 -- Northern Iowa (12/7/10)
4. 40 -- Louisiana Monroe (11/16/10)
5. 41 -- Abilene Christian (11/17/13)

Field Goals Made

1. 42 -- Savannah State (11/13/16)
- 42 -- Central Arkansas (12/19/11)
3. 40 -- Coppin State (11/15/15)
4. 38 -- Abilene Christian (11/17/13)
5. **37 -- Drake (12/16/17)**
- 37 -- SIU Edwardsville (11/26/10)
- 37 -- Oregon (3/18/12)

Field Goals Attempted

1. 87 -- Savannah State (11/13/16)
2. 77 -- Nebraska (1/5/17)
- 79 -- Oregon (3/18/12)
4. 76 -- Central Arkansas (12/19/11)
- 76 -- South Dakota (12/4/12)

Field Goal Percentage (20 Made)

1. .643 -- Maryland (2/8/15)
2. .630 -- Indiana (1/29/12)
3. .627 -- Michigan (2/5/15)
4. .623 -- Abilene Christian (11/17/13)
5. .617 -- Arkansas-Pine Bluff (12/22/13)

3-Point Field Goals Made

1. 18 -- Savannah State (11/13/16) *
2. 16 -- Maryland (2/25/17)
- 16 -- TCU (3/19/17)
4. 14 -- Omaha (12/3/16)
5. **13 -- Southern (12/10/17)**
- 13 -- Northern Illinois (11/17/11)

3-Point Field Goals Attempted

1. 43 -- Savannah State (11/13/16) *
2. **36 -- Iowa State (12/7/17)**
3. 35 -- Notre Dame (11/29/16)
4. 34 -- Omaha (12/3/16)
5. **32 -- Southern (12/10/17)**

3-Point FG Percentage (10 Made)

1. .619 (13-21) Northern Illinois (11/17/11)
2. .615 (16-26) Maryland (2/25/17)
3. .611 (11-18) Rutgers (1/31/17)
4. .588 (10-17) Arkansas-Pine Bluff (12/22/13)
- .588 (10-17) Michigan (2/1/14)

Free Throws Made

1. 39 -- Indiana (2/21/17)
2. 38 -- Omaha (11/10/13)
3. **33 -- Illinois (1/11/18)**
4. 32 -- Md. Eastern Shore (11/14/13)
- 31 -- Penn State (2/15/14)
- 31 -- Wichita State (11/21/12)
- 31 -- Penn State (1/31/13)
- 31 -- Nebraska (1/5/15)

Free Throws Attempted

1. 49 -- Omaha (11/10/13)
2. 47 -- Indiana (2/21/17)
3. 43 -- UM Eastern Shore (11/14/13)
- 43 -- Michigan State (1/28/14)
5. **40 -- Illinois (1/11/18)**
- 40 -- Penn State (2/15/14)

Free Throw Percentage (10 Made)

1. 1.000 (15-15) Virginia (3/27/13)
2. 1.000 (13-13) Purdue (12/28/16)
3. .929 (26-28) North Florida (12/22/14)
4. .926 (25-27) Penn State (2/28/15)
5. .923 (12-13) Iowa State (12/12/14)
6. .917 (11-12) Michigan St (3/15/13)

Most Rebounds

1. 57 -- Md. Eastern Shore (11/14/13)
2. 56 -- UNC Wilmington (11/8/13)
- 56 -- Brown (12/3/11)
- 56 -- SC State (12/19/12)
5. 54 -- Fairleigh Dickinson (12/9/13)
- 54 -- Coppin State (12/22/12)

Most Assists

1. **34 -- Northern Illinois (12/29/17)**
2. 33 -- Savannah State (11/13/16)
3. 32 -- Central Arkansas (12/19/11)
4. 31 -- Coppin State (11/15/15)
5. 26 -- Northern Illinois (11/17/11)
- 26 -- TCU (3/19/17)
7. **25 -- Southern Utah (12/19/17)**
- 25 -- Alabama State (11/12/17)**
- 25 -- Abilene Christian (11/17/13)

Most Steals

1. 19 -- SIU Edwardsville (11/26/10)
2. 16 -- UMBC (12/6/14)
3. 15 -- Rutgers (1/31/17)
4. 14 -- Maryland (1/19/17)
- 14 -- Marquette (11/19/15)
- 14 -- Penn (11/22/13)
- 14 -- Idaho St (12/4/10)
- 14 -- Chicago St (11/11/11)
9. 13 -- Rutgers (2/19/15)
- 13 -- IPFW (11/26/11)
- 13 -- UT-Pan American (11/9/12)

Most Blocked Shots

1. 14 -- Drake (12/19/15) *
2. 13 -- Illinois (3/5/13)
3. 12 -- UNC Wilmington (11/8/13)
- 12 -- Northern Illinois (11/26/14)
5. 11 -- Michigan State (12/29/15)
- 10 -- Penn State (2/15/14)
- 10 -- UT-Pan American (11/9/12)

Fewest Turnovers

1. 3 -- Temple (3/18/16)
- 3 -- Drake (12/19/15)
- 4 -- Michigan (1/17/16)
- 4 -- Northwestern (2/15/15)
5. 5 -- Stetson (12/5/16)
- 5 -- Davidson (3/20/15)
- 5 -- Abilene Christian (11/17/13)
- 5 -- Drake (12/7/13)
- 5 -- UTEP (11/29/13)
- 5 -- Purdue (3/2/14)
- 5 -- Boise St (12/22/11)

* -- denotes school record

INDIVIDUAL

Most Points:

1. 42 -- Peter Jok vs. Memphis (11/26/16)
2. 35 -- Peter Jok vs. Indiana (2/21/17)
3. 34 -- Peter Jok vs. Nebraska (1/5/17)
4. 33 -- Peter Jok vs. Omaha (12/3/16)
- 33 -- Matt Gatens vs. Wisconsin (2/23/12)
6. 32 -- Jarrod Uthoff vs. Iowa State (12/10/15)
7. 31 -- Devyn Marble vs. Oregon (3/18/12)

Field Goals Made

1. 12 -- Jarrod Uthoff vs. Iowa State (12/10/15)
- 12 -- Matt Gatens vs. Wisconsin (2/23/12)
- 12 -- Peter Jok vs. Nebraska (1/5/17)
4. 11 -- Jarrod Uthoff vs. Michigan (3/5/16)
- 11 -- Aaron White vs. Davidson (3/20/15)
- 11 -- Aaron White vs. Iowa State (12/13/13)
- 11 -- Peter Jok vs. Memphis (11/26/16)
- 11 -- Peter Jok vs. Seton Hall (11/17/16)
- 11 -- Peter Jok vs. Kennesaw St. (11/11/16)
- 11 -- Peter Jok vs. Purdue (1/12/17)

Field Goals Attempted

1. 24 -- Devyn Marble vs. Wisconsin (1/5/14)
- 24 -- Peter Jok vs. Nebraska (1/5/17)
3. 23 -- Devyn Marble vs. Xavier (11/28/13)
- 23 -- Devyn Marble vs. Villanova (11/30/13)
5. 21 -- Jarrod Uthoff vs. Temple (3/18/16)
- 21 -- Matt Gatens vs. Minnesota (1/16/11)
- 21 -- Peter Jok vs. Seton Hall (11/17/16)
- 21 -- Peter Jok vs. Omaha (12/3/16)

3-Point FG Made

1. 8 -- Peter Jok vs. Memphis (11/26/16)
- 8 -- Jordan Bohannon vs. Maryland (2/25/17)
3. 7 -- Jordan Bohannon vs. Notre Dame (11/29/16)
- 7 -- Jordan Bohannon vs. TCU (3/19/17)
- 7 -- Devyn Marble vs. Oregon (3/18/12)
- 7 -- Matt Gatens vs. Wisconsin (2/23/12)
- 7 -- Matt Gatens vs. Indiana (2/19/12)

3-Point Field Goals Attempted

1. 15 -- Jordan Bohannon at Notre Dame (12/3/16)
2. 12 -- Jordan Bohannon vs. Omaha (12/3/16)
3. 11 -- Jordan Bohannon vs. Indiana (3/9/17)
- 11 -- Peter Jok at Notre Dame (11/29/16)
- 11 -- Peter Jok vs. Memphis (11/26/16)
- 11 -- Peter Jok vs. Nebraska (1/5/17)
- 11 -- Peter Jok vs. Penn State (2/17/16)
- 11 -- Jarrod Uthoff vs. N'western (2/15/15)
- 11 -- Josh Oglesby at Wisconsin (2/6/13)

Free Throws Made

1. 22 -- Peter Jok vs. Indiana (2/21/17) *
2. 14 -- Roy Devyn Marble vs. UNI (12/15/12)
- 14 -- Aaron White vs. Texas (11/20/14)
4. **13 -- Tyler Cook vs. UAB (11/22/17)**
- 13 -- Aaron White vs. Wisconsin (1/19/13)
6. 12 -- Peter Jok vs. Omaha (12/3/16)
- 12 -- Peter Jok vs. Memphis (11/26/16)
- 12 -- Devyn Marble vs. Indiana (12/31/12)
- 12 -- Aaron White vs. Nebraska (1/5/15)
- 12 -- Gabriel Olaseni vs. Nebraska (1/5/15)

Most Rebounds:

1. 18 -- Adam Woodbury vs. Wisconsin (2/24/16)
2. 17 -- Aaron White vs. Iowa State (12/13/13)
3. **16 -- Luka Garza vs. Wisconsin (1/23/18)**
- 16 -- Gabriel Olaseni at Purdue (1/24/15)
5. 15 -- Jarrod Uthoff vs. Minnesota (2/14/16)
- 15 -- Adam Woodbury vs. Indiana (2/11/16)
- 15 -- Adam Woodbury vs. Penn State (2/3/16)
- 15 -- Aaron White vs. Omaha (11/10/13)

Most Assists

1. 13 -- Jordan Bohannon vs. TCU (3/19/17)
2. 12 -- Mike Gesell vs. Minnesota (2/14/16)
- 12 -- Mike Gesell vs. Coppin State (11/15/15)
4. **11 -- Jordan Bohannon vs. Wisconsin (1/23/18)**
- 11 -- Jordan Bohannon vs. South Dakota (3/15/17)
- 11 -- Mike Gesell vs. Michigan (3/5/16)
- 11 -- Devyn Marble vs. Wisconsin (2/22/14)
- 11 -- Bryce Cartwright vs. Dayton (3/13/12)
8. **10 -- Jordan Bohannon vs. Ohio State (1/4/18)**
- 10 -- Jordan Bohannon vs. Indiana (3/9/17)
- 10 -- Mike Gesell vs. Nebraska (1/5/16)
- 10 -- Mike Gesell vs. Tenn. Tech (12/22/15)
- 10 -- Bryce Cartwright at Oregon (3/18/12)

Most Steals

1. 7 -- Eric May vs. SIUE (11/26/10)
2. 6 -- Roy Devyn Marble vs. Penn (11/22/13)
- 6 -- Eric May at Wake Forest (11/30/10)
4. **5 -- Nicholas Baer vs. Drake (12/16/17)**
- 5 -- Isaiah Moss vs. Indiana (3/9/17)
- 5 -- Jarryd Cole at Mich St (3/2/11)
- 5 -- Matt Gatens vs. Idaho St (12/4/10)
- 5 -- Aaron White vs. North Florida (12/22/14)
- 5 -- Mike Gesell at Penn State (2/28/15)

Most Blocks

1. 7 -- Melsahn Basabe vs. Iowa St (12/10/10)
- 7 -- Gabriel Olaseni vs. Illinois (3/5/13)
3. 6 -- Nicholas Baer at Nebraska (1/5/17)
- 6 -- Jarrod Uthoff vs. Minnesota (2/14/16)
- 6 -- Jarrod Uthoff vs. Michigan State (12/29/15)
- 6 -- Nicholas Baer vs. Drake (12/19/15)
- 6 -- Melsahn Basabe vs. Ohio St (1/4/11)



Game 1 - Iowa 95, Chicago State 62

Official Basketball Box Score -- Game Totals -- Final Statistics Chicago State vs Iowa

11/10/17 8:05 p.m. at Carver-Hawkeye Arena - Iowa City, IA

Chicago State 62 • 0-1

#	Player	Total		3-Ptr		Rebounds			PF	TP	A TO Blk Stl				Min
		FG-FGA	FG-FGA	FT-FTA	FT-FTA	Off	Def	Tot			A	TO	Blk	Stl	
10	Harris, Anthony	r	3-4	1-2	0-1	1	2	3	4	7	1	3	0	1	24
23	Szpir, Patrick	c	2-6	0-1	2-2	3	3	6	4	6	1	4	0	0	19
00	Burns, Glen	c	0-1	0-1	2-2	1	0	1	4	2	2	2	0	1	19
14	Sims, Jr., Fred	g	6-16	2-8	1-2	0	2	2	2	15	0	0	0	0	29
35	Shaw, Rob	g	5-11	0-3	0-0	0	1	1	2	10	6	3	0	4	39
02	Pruitt, Jelani		1-4	0-0	2-2	2	1	3	2	4	0	1	0	0	11
03	Simmons, Deionte		1-2	0-0	2-3	1	1	2	4	4	0	0	0	0	5
11	Townsen, Jr., Nathan		1-1	1-1	0-2	0	0	0	1	3	0	0	0	0	3
15	Henton, Simeon		0-1	0-0	1-2	0	0	0	0	1	0	0	0	1	6
21	Bowles, Cameron		1-4	0-1	0-2	2	1	3	3	2	0	2	1	1	12
30	Bell, Travon		0-5	0-4	0-0	0	3	3	1	0	0	0	0	0	11
32	Byrd, Montana		0-1	0-1	0-0	0	0	0	1	0	0	1	0	0	5
37	Joyce, John		2-4	2-4	0-0	1	0	1	2	6	0	1	0	1	14
42	Stephens-Holmes, Jale		1-1	0-0	0-0	1	2	3	3	2	0	2	1	0	12
	Team					3	2	5							
Totals			23-61	6-26	10-18	15	18	33	33	62	10	20	2	9	200
FG % 1st Half: 11-37		29.7%	2nd half: 12-24		50.0%	Game: 23-61		37.7%	Deadball						
3FG % 1st Half: 0-14		0.0%	2nd half: 6-12		50.0%	Game: 6-26		23.1%	Rebounds						
FT % 1st Half: 5-7		71.4%	2nd half: 5-11		45.5%	Game: 10-18		55.6%	3						

Iowa 95 • 1-0

#	Player	Total		3-Ptr		Rebounds			PF	TP	A TO Blk Stl				Min
		FG-FGA	FG-FGA	FT-FTA	FT-FTA	Off	Def	Tot			A	TO	Blk	Stl	
00	Wagner, Ahmad	r	0-2	0-0	2-4	2	4	6	2	2	4	1	0	0	19
05	Cook, Tyler	r	4-4	0-0	4-7	2	4	6	1	12	3	0	0	1	21
55	Garza, Luka	c	6-6	0-0	4-8	1	4	5	1	16	1	1	3	0	18
03	Bohannon, Jordan	g	4-10	4-7	0-0	0	1	1	1	12	6	0	0	0	21
04	Moss, Isaiah	g	5-7	4-6	0-0	0	1	1	2	14	1	1	0	1	13
01	Dailey, Maishe		3-5	1-2	3-3	1	1	2	1	10	1	3	0	0	18
02	Nunge, Jack		2-4	0-1	6-7	1	3	4	1	10	0	2	1	4	19
11	Rose, Charlie		0-0	0-0	0-0	0	0	0	1	0	0	0	0	0	3
15	Kriener, Ryan		2-3	0-0	0-1	0	1	1	3	4	2	3	2	0	14
20	Till, Riley		0-0	0-0	0-0	0	1	1	0	0	0	1	0	1	5
24	Ellingson, Brady		3-5	3-5	0-0	0	1	1	0	9	4	1	0	0	28
25	Uhl, Dom		0-1	0-1	1-2	0	3	3	2	1	0	2	1	0	8
35	Pemsl, Cordell		2-5	0-0	1-3	1	4	5	4	5	1	2	0	0	13
	Team					2	0	2							
Totals			31-52	12-22	21-35	10	28	38	19	95	23	17	7	8	200
FG % 1st Half: 19-31		61.3%	2nd half: 12-21		57.1%	Game: 31-52		59.6%	Deadball						
3FG % 1st Half: 7-14		50.0%	2nd half: 5-8		62.5%	Game: 12-22		54.5%	Rebounds						
FT % 1st Half: 7-14		50.0%	2nd half: 14-21		66.7%	Game: 21-35		60.0%	7						

Officials: Glenn Mayborg, Lewis Garrison, Brooks Wells
Technical fouls: Chicago State-None. Iowa-None.
Attendance: 12100

Score by periods	1st	2nd	Total
Chicago State	27	35	62
Iowa	52	43	95

	In	Off	2nd	Fast	Bench
Points	Paint	T/O	Chance	Break	
CSU	30	14	8	14	22
IOWA	30	15	17	5	39

Last FG - CSU 2nd-00:14, IOWA 2nd-00:24.
Largest lead - CSU by 2 1st-19:39, IOWA by 40 2nd-09:36.
CSU led for 00:45. IOWA led for 38:54. Game was tied for 00:21.

Score tied - 0 times.
Lead changed - 1 time.

Game 3 - Iowa 85, Grambling State 74

Official Basketball Box Score -- Game Totals -- Final Statistics Grambling State vs Iowa

11/16/17 7:00 p.m. at Carver-Hawkeye Arena - Iowa City, IA

Grambling State 74 • 0-2

#	Player	Total		3-Ptr		Rebounds			PF	TP	A TO Blk Stl				Min
		FG-FGA	FG-FGA	FT-FTA	FT-FTA	Off	Def	Tot			A	TO	Blk	Stl	
11	Mpoyo, Axel	r	8-18	1-1	4-4	5	1	6	1	21	2	1	1	2	35
32	Jackson, DeVante	r	0-2	0-1	0-0	0	1	1	3	0	1	0	0	0	15
01	Smith, Jr., Ivy	g	3-7	1-1	0-0	1	1	2	4	7	8	1	0	0	30
04	Gaston, Anthony	g	6-14	4-10	0-0	2	1	3	4	16	4	1	0	1	37
05	Thomas, Shirmane	g	2-6	1-3	0-0	1	4	5	3	5	2	3	0	1	25
02	Ribeiro, Nigel		5-9	2-3	0-0	0	0	0	2	12	2	0	0	1	16
03	Wright, Kareem		0-1	0-1	0-0	0	0	0	0	0	0	0	0	0	2
10	Wilks, Drake		0-2	0-2	0-0	0	0	0	1	0	0	1	0	0	6
12	Jackson, Bobby		0-2	0-0	0-0	2	4	6	3	0	0	1	1	1	14
23	Wol, Diting Diing		0-0	0-0	0-0	0	0	0	0	0	0	1	0	1	4
24	Jones, Dontae		5-7	1-2	2-2	0	2	2	4	13	0	2	0	0	16
	Team					2	0	2							
Totals			29-68	10-24	6-6	13	14	27	25	74	19	11	2	7	200
FG % 1st Half: 14-32		43.8%	2nd half: 15-36		41.7%	Game: 29-68		42.6%	Deadball						
3FG % 1st Half: 5-10		50.0%	2nd half: 5-14		35.7%	Game: 10-24		41.7%	Rebounds						
FT % 1st Half: 2-2		100.0	2nd half: 4-4		100.0	Game: 6-6		100.0	0						

Iowa 85 • 3-0

#	Player	Total		3-Ptr		Rebounds			PF	TP	A TO Blk Stl				Min
		FG-FGA	FG-FGA	FT-FTA	FT-FTA	Off	Def	Tot			A	TO	Blk	Stl	
00	Wagner, Ahmad	r	0-0	0-0	1-2	0	1	1	0	1	1	2	1	1	12
05	Cook, Tyler	r	4-6	0-0	7-8	4	3	7	4	15	1	3	1	1	29
55	Garza, Luka	c	6-9	0-1	1-4	2	7	9	3	13	2	2	3	2	28
03	Bohannon, Jordan	g	1-7	1-4	9-10	1	1	2	2	12	7	1	0	2	28
04	Moss, Isaiah	g	4-9	3-6	4-4	0	2	2	3	15	1	0	0	2	30
01	Dailey, Maishe		1-2	1-2	0-0	0	0	0	0	3	1	0	0	0	7
02	Nunge, Jack		6-8	3-5	2-4	1	6	7	0	17	2	0	1	0	27
15	Kriener, Ryan		2-2	0-0	0-0	1	0	1	1	4	1	1	0	0	11
24	Ellingson, Brady		1-3	0-2	0-0	0	1	2	0	3	1	0	0	0	15
35	Pemsl, Cordell		0-0	0-0	3-4	1	2	2	1	3	1	3	0	0	13
	Team					0	3	3							
Totals			25-46	8-20	27-36	10	26	36	14	85	20	13	6	8	200
FG % 1st Half: 12-22		54.5%	2nd half: 13-24		54.2%	Game: 25-46		54.3%	Deadball						
3FG % 1st Half: 6-14		42.9%	2nd half: 2-6		33.3%	Game: 8-20		40.0%	Rebounds						
FT % 1st Half: 13-18		72.2%	2nd half: 14-18		77.8%	Game: 27-36		75.0%	6						

Officials: Keith Kimble, Edwin Young, John Floyd
Technical fouls: Grambling State-None. Iowa-None.
Attendance: 10540

Score by periods	1st	2nd	Total
Grambling State	35	39	74
Iowa	43	42	85

	In	Off	2nd	Fast	Bench
Points	Paint	T/O	Chance	Break	
GRAMMB	30	21	12	6	25
IOWA	30	12	13	2	29

Last FG - GRAMMBB 2nd-00:31, IOWA 2nd-02:49.
Largest lead - GRAMMBB by 3 2nd-10:58, IOWA by 13 2nd-02:49.
GRAMMB led for 01:14. IOWA led for 32:41. Game was tied for 06:05.

Score tied - 7 times.
Lead changed - 4 times.

Game 2 - Iowa 92, Alabama State 58

Official Basketball Box Score -- Game Totals -- Final Statistics Alabama State vs Iowa

11/12/17 3:00 p.m. at Carver-Hawkeye Arena - Iowa City, IA

Alabama State 58 • 0-2

#	Player		Total FG-FGA	3-Ptr FG-FGA	FT-FTA	Off	Def	Tot	PF	TP	A	TO	Blk	Stl	Min
14	Jones, Ed	f	2-8	0-1	1-1	1	1	2	5	5	0	0	1	0	23
24	Johnsen, Brandon	f	6-8	0-0	1-4	0	7	7	3	13	0	1	4	2	34
03	Davis, Gene	g	3-6	2-2	0-1	1	1	2	1	8	2	4	0	0	21
05	Ewuoso, Tobi	g	6-14	0-0	1-2	4	6	10	4	13	4	1	0	2	32
12	Gee, Reginald	g	5-12	2-4	3-3	3	5	8	0	15	0	1	0	0	26
02	Johnson, Michah		1-1	0-0	0-0	0	1	1	1	2	2	3	0	0	7
10	Ross, Jacoby		0-3	0-3	0-0	0	0	0	0	0	1	1	0	0	12
11	Rogers, Austin		0-2	0-1	0-0	0	0	0	2	0	0	1	0	0	12
13	Deneus, Fredens		0-0	0-0	0-0	0	0	0	0	0	0	0	0	0	2
15	Pichardo, Fausto		0-1	0-0	0-0	0	0	0	4	0	0	1	0	0	5
21	Wright, Marice		1-4	0-1	0-0	4	2	6	1	2	1	0	1	1	15
30	LeFlore, Terrance		0-4	0-2	0-0	1	0	1	1	0	0	2	0	0	7
52	Rogers, Steve		0-1	0-0	0-0	0	0	0	0	0	0	1	0	0	4
	Team					1	0	1			1				
	Totals		24-64	4-14	6-11	15	23	38	22	58	10	17	6	5	200
	FG % 1st Half:	10-34	29.4%	2nd half:	14-30	46.7%	Game:	24-64	37.5%						Deadball
3FG	% 1st Half:	1-8	12.5%	2nd half:	3-6	50.0%	Game:	4-14	28.6%						Rebounds
FT	% 1st Half:	1-4	25.0%	2nd half:	5-7	71.4%	Game:	6-11	54.5%						0

Game 5 - South Dakota State 80, Iowa 72

Official Basketball Box Score -- Game Totals -- Final Statistics

Iowa vs South Dakota State
11/21/17 Noon at Cayman Island Classic

Iowa 72 • 3-2

#	Player	Total		3-Ptr		Rebounds			PF	TP	A	TO	Blk	Stl	Min
		FG-FGA	FG-FGA	FT-FTA	FT-FTA	Off	Def	Tot							
00	Wagner, Ahmad	f	5-6	1-1	0-0	2	1	3	3	11	1	1	0	1	17
00	Cook, Tyler	f	4-10	0-0	3-4	1	5	6	5	11	1	1	2	0	28
55	Garza, Luka	f	2-7	0-2	0-3	2	8	10	1	4	1	0	1	0	28
03	Bohannon, Jordan	g	2-5	2-5	1-2	1	1	2	3	7	7	1	0	0	32
04	Moss, Isaiah	g	8-16	2-7	0-0	0	2	2	1	18	3	4	0	2	32
01	Dailey, Maishe	g	0-2	0-2	0-0	0	0	0	0	0	0	0	0	0	5
02	Nunge, Jack	g	5-5	2-2	2-4	1	1	2	2	14	1	2	0	1	25
15	Kriener, Ryan	g	2-2	1-1	0-0	0	1	1	1	5	0	3	0	0	10
20	Till, Riley	g	0-0	0-0	0-0	0	0	0	0	0	0	0	0	0	0+
24	Ellingson, Brady	g	0-1	0-1	0-0	0	1	1	0	0	0	2	0	0	9
25	Uhl, Dom	g	0-0	0-0	0-0	0	0	0	0	0	0	0	0	0	2
35	Pemsl, Cordell	g	0-1	0-0	2-2	0	3	3	1	2	2	1	0	0	12
Team						2	3	5							
Totals			28-55	8-21	8-15	9	26	35	17	72	16	15	3	4	200
FG % 1st Half: 14-33		42.4%	2nd half: 14-22		63.6%	Game: 28-55		50.9%	Deadball						
3FG % 1st Half: 3-11		27.3%	2nd half: 5-10		50.0%	Game: 8-21		38.1%	Rebounds						
FT % 1st Half: 2-2		100.0	2nd half: 6-13		46.2%	Game: 8-15		53.3%							

South Dakota State 80 • 4-2

#	Player	Total		3-Ptr		Rebounds			PF	TP	A	TO	Blk	Stl	Min
		FG-FGA	FG-FGA	FT-FTA	FT-FTA	Off	Def	Tot							
23	Reed Tellinghuisen	f	4-12	2-4	5-5	0	3	3	3	15	2	0	0	0	36
24	Mike Daum	f	4-11	1-3	1-2	1	2	3	2	10	4	4	0	1	31
45	Ian Theisen	f	2-2	1-1	0-0	2	7	9	4	5	0	0	0	2	20
02	Tevin King	g	7-13	1-3	1-2	2	5	7	0	16	3	0	0	5	33
03	Chris Howell	g	0-4	0-0	0-0	0	0	0	0	1	1	0	0	0	11
00	Brandon Key	g	1-2	0-0	0-0	0	2	2	1	2	0	2	0	1	7
01	Skyler Flatten	g	0-1	0-0	0-0	0	0	0	0	0	0	0	0	0	6
05	David Jenkins Jr.	g	7-12	3-7	6-7	1	2	3	2	23	0	1	0	0	28
25	Lane Sevyrin	g	2-4	2-2	3-3	2	1	3	3	9	0	1	1	0	28
Team						2	0	2							
Totals			27-61	10-20	16-19	10	22	32	15	80	10	11	1	9	200
FG % 1st Half: 12-30		40.0%	2nd half: 15-31		48.4%	Game: 27-61		44.3%	Deadball						
3FG % 1st Half: 4-9		44.4%	2nd half: 6-11		50.0%	Game: 10-20		50.0%	Rebounds						
FT % 1st Half: 8-8		100.0	2nd half: 8-11		72.7%	Game: 16-19		84.2%							

Officials: Ron Groover, Steve Olsen, Rob Kuenenon
Technical fouls: Iowa-None. South Dakota State-None.
Attendance: 1275

Score by periods	1st	2nd	Total
Iowa	33	39	72
South Dakota State	36	44	80

Points	In	Off	2nd	Fast	Bench
IOWA	28	15	6	7	21
SDSU	26	25	11	7	34

Last FG - IOWA 2nd-00:13, SDSU 2nd-02:08.
Largest lead - IOWA by 6 1st-18:16, SDSU by 9 2nd-00:42.
IOWA led for 09:22. SDSU led for 26:25. Game was tied for 04:13.

Score tied - 10 times.
Lead changed - 9 times.

Game 7 - Virginia Tech 79, Iowa 55

Official Basketball Box Score -- Game Totals -- Final Statistics

Iowa vs Virginia Tech
11/28/17 9:00 PM at Cassell Coliseum, Blacksburg, Va.

Iowa 55 • 4-3

#	Player	Total		3-Ptr		Rebounds			PF	TP	A	TO	Blk	Stl	Min
		FG-FGA	FG-FGA	FT-FTA	FT-FTA	Off	Def	Tot							
00	Wagner, Ahmad	*	1-3	0-0	0-0	1	1	2	1	2	0	1	0	0	12
03	Bohannon, Jordan	*	4-12	4-8	0-0	0	2	2	1	12	3	2	0	0	36
04	Moss, Isaiah	*	1-6	0-2	0-0	0	2	2	2	2	1	4	0	0	22
00	Cook, Tyler	*	6-10	0-0	4-6	1	8	9	3	16	1	2	2	0	29
55	Garza, Luka	*	2-6	0-0	0-2	2	2	4	2	4	0	0	1	0	14
01	Dailey, Maishe	g	2-5	0-2	0-0	0	0	0	1	4	0	2	0	0	12
02	Nunge, Jack	g	2-4	0-1	0-0	2	4	6	1	4	0	1	0	1	20
15	Kriener, Ryan	g	0-1	0-0	0-0	0	0	0	3	0	0	0	0	2	5
24	Ellingson, Brady	g	0-2	0-2	0-0	0	0	0	2	0	0	0	1	1	7
35	Pemsl, Cordell	g	2-8	0-0	2-2	7	7	14	1	6	6	0	1	0	21
51	Baer, Nicholas	g	2-9	1-5	0-0	1	3	4	2	5	0	2	0	1	22
Team						1	0	1							
Totals			22-66	5-20	6-10	15	29	44	20	55	11	14	5	5	200
FG % 1st Half: 15-29		51.7%	2nd half: 7-37		18.9%	Game: 22-66		33.3%	Deadball						
3FG % 1st Half: 4-8		50.0%	2nd half: 1-12		8.3%	Game: 5-20		25.0%	Rebounds						
FT % 1st Half: 4-4		100.0	2nd half: 2-6		33.3%	Game: 6-10		60.0%							

Virginia Tech 79 • 6-1

#	Player	Total		3-Ptr		Rebounds			PF	TP	A	TO	Blk	Stl	Min
		FG-FGA	FG-FGA	FT-FTA	FT-FTA	Off	Def	Tot							
04	N. Alexander-Walker	*	1-4	1-2	2-2	0	4	4	2	5	1	2	2	0	22
05	Justin Robinson	*	2-8	0-1	0-0	2	5	7	2	2	6	3	0	2	30
10	Justin Bibbs	*	4-13	2-7	4-4	0	3	3	1	14	2	1	0	0	28
13	Ahmed Hill	*	6-13	3-9	3-5	1	6	7	2	18	2	0	0	1	30
24	Kerry Blackshear Jr.	*	2-3	0-1	3-4	3	7	10	3	7	0	1	1	0	17
01	Tyrie Jackson	g	0-0	0-0	0-0	0	2	2	0	0	1	0	0	0	5
06	Wabissa Bede	g	0-0	0-0	0-0	0	1	1	0	0	0	0	0	0	2
11	Devin Wilson	g	1-1	0-0	1-2	0	0	0	1	3	1	1	0	1	18
14	P.J. Horne	g	6-7	0-0	4-6	2	0	2	2	16	0	0	0	0	21
15	Chris Clarke	g	3-8	1-3	5-5	1	2	3	0	12	2	1	1	2	25
21	Nick Fullard	g	0-0	0-0	0-0	0	0	0	0	0	0	0	0	0	1
22	Justin Ammerman	g	0-1	0-0	0-0	0	0	0	0	0	0	0	0	0	1
Team						0	1	1							
Totals			25-58	7-23	22-28	9	31	40	13	79	15	10	4	6	200
FG % 1st Half: 11-27		40.7%	2nd half: 14-31		45.2%	Game: 25-58		43.1%	Deadball						
3FG % 1st Half: 5-12		41.7%	2nd half: 2-11		18.2%	Game: 7-23		30.4%	Rebounds						
FT % 1st Half: 11-15		73.3%	2nd half: 11-13		84.6%	Game: 22-28		78.6%							

Officials: Roger Ayers, Lee Cassell, Pat Driscoll
Technical fouls: Iowa-TEAM. Virginia Tech-None.
Attendance: 7101
Big Ten/ACC Challenge

Score by periods	1st	2nd	Total
Iowa	38	17	55
Virginia Tech	38	41	79

Points	In	Off	2nd	Fast	Bench
IOWA	30	3	13	0	19
VT	36	12	13	12	31

Last FG - IOWA 2nd-02:35, VT 2nd-02:08.
Largest lead - IOWA by 5 1st-15:52, VT by 27 2nd-04:35.
IOWA led for 11:34, VT led for 24:40. Game was tied for 03:46.

Score tied - 6 times.
Lead changed - 7 times.

Game 6 - Iowa 95, UAB 85

Official Basketball Box Score -- Game Totals -- Final Statistics

Iowa vs UAB
11/22/17 Noon at Cayman Island Classic

Iowa 95 • 4-2

#	Player		Total		3-Ptr		Rebounds			PF	TP	A	TO	Blk	Stl	Min
			FG-FGA	FG-FGA	FT-FTA	Off	Def	Tot								
02	Nunge, Jack	f	0-3	0-1	0-0	1	2	3	2	0	3	0	0	0	14	
05	Cook, Tyler	f	8-11	0-0	13-16	1	5	6	4	29	1	3	0	0	35	
55	Garza, Luka	f	6-8	0-0	2-3	2	5	7	4	14	1	1	3	0	29	
03	Bohannon, Jordan	g	9-12	6-8	6-6	0	1	1	1	30	4	2	0	1	35	
04	Moss, Isaiah	g	5-11	1-2	1-2	0	2	2	2	12	4	1	0	1	32	
01	Dailey, Maishe		1-2	1-1	4-4	0	2	2	1	7	1	0	0	0	20	
15	Kriener, Ryan		1-1	0-0	0-0	0	1	1	4	2	0	2	0	0	11	
24	Ellingson, Brady		0-1	0-1	0-0	0	0	0	0	0	0	1	0	1	6	
25	Uhl, Dom		0-0	0-0	0-0	0	0	0	0	0	0	1	0	0	2	
35	Pemsl, Cordell		0-1	0-0	1-4	0	5	5	0	1	4	0	1	0	16	
Team						0	2	2								
Totals				30-50	8-13	27-35	4	25	29	18	95	18	11	4	3	200
FG % 1st Half: 15-27			55.6%	2nd half: 15-23	65.2%	Game: 30-50			60.0%	Deadball Rebounds						
3FG % 1st Half: 4-7			57.1%	2nd half: 4-6	66.7%	Game: 8-13			61.5%	3						
FT % 1st Half: 15-18			83.3%	2nd half: 12-17	70.6%	Game: 27-35			77.1%							
UAB 85 • 3-3																

Game 9 - Indiana 77, Iowa 64

Official Basketball Box Score -- Game Totals -- Final Statistics

Iowa vs Indiana

12/04/17 8:00 p.m. at Simon Skjodt Assembly Hall

Iowa 64 • 4-5, 0-2

#	Player	Total		3-Ptr		Rebounds			PF	TP	A	TO	Blk	Stl	Min
		FG-FGA	FG-FGA	FT-FTA	FT-FTA	Off	Def	Tot							
02	Nunge, Jack	f	4-8	2-4	2-2	1	5	6	3	12	1	0	1	1	26
05	Cook, Tyler	f	4-8	1-1	0-0	4	1	5	3	9	0	3	0	1	14
55	Garza, Luka	f	3-4	0-0	0-2	1	2	3	2	6	1	1	0	0	15
03	Bohannon, Jordan	g	2-8	2-6	1-2	0	4	4	1	7	4	5	0	0	29
04	Moss, Isaiah	g	1-5	0-1	0-0	0	4	4	0	2	1	2	0	0	17
00	Wagner, Ahmad	g	2-8	0-1	0-0	4	0	4	4	4	0	1	0	1	20
01	Dailey, Maishe	g	1-7	1-4	0-0	0	5	5	0	3	4	0	0	0	21
24	Ellingson, Brady	g	6-9	3-4	1-2	0	1	1	1	16	4	0	1	1	24
25	Uhl, Dom	g	0-1	0-0	0-0	0	0	0	0	0	0	1	0	0	2
35	Pemsl, Cordell	g	1-4	0-0	0-1	0	2	2	2	2	1	2	1	1	18
51	Baer, Nicholas	g	1-3	1-3	0-0	0	3	3	4	3	1	3	3	1	14
Team						4	1	5							
Totals			25-65	10-24	4-9	14	28	42	20	64	17	18	6	6	200

FG % 1st Half: 9-31 29.0% 2nd half: 16-34 47.1% Game: 25-65 38.5%
 3FG % 1st Half: 6-14 42.9% 2nd half: 4-10 40.0% Game: 10-24 41.7%
 FT % 1st Half: 2-5 40.0% 2nd half: 2-4 50.0% Game: 4-9 44.4%

Indiana 77 • 5-4, 1-1

#	Player	Total		3-Ptr		Rebounds			PF	TP	A	TO	Blk	Stl	Min
		FG-FGA	FG-FGA	FT-FTA	FT-FTA	Off	Def	Tot							
13	Morgan, Juwan	f	6-9	0-1	3-4	4	6	10	3	15	0	1	1	2	29
20	Davis, DeRon	f	5-11	0-0	3-4	4	2	6	0	13	1	2	4	2	18
01	Aljami Durham	g	3-7	1-3	0-0	1	1	2	3	7	0	1	0	1	22
02	Newkirk, Josh	g	2-5	1-1	1-2	2	5	7	0	6	1	1	0	2	28
04	Johnson, Robert	g	2-9	1-6	4-4	0	7	7	1	9	3	2	0	1	32
03	Smith, Justin	g	0-4	0-0	0-0	1	1	2	0	0	1	1	1	0	7
10	Jager, Johnny	g	0-0	0-0	0-0	0	0	0	0	0	0	0	0	0	1
11	Green, Devonte	g	4-8	2-4	2-2	1	1	2	2	12	4	2	0	1	25
15	McRoberts, Zach	g	1-2	0-0	0-0	1	1	2	2	2	1	0	0	1	12
21	McSwain Jr., Freddie	g	0-1	0-0	0-0	0	2	2	2	0	1	0	0	0	4
22	Moore, Clifton	g	0-1	0-0	0-0	0	0	0	1	0	0	0	0	0	2
30	Hartman, Collin	g	4-9	3-6	2-2	0	5	5	2	13	2	0	0	1	20
35	Priller, Tim	g	0-0	0-0	0-0	0	0	0	0	0	0	0	0	0	0+
Team						2	0	2							
Totals			27-66	8-21	15-23	16	31	47	16	77	14	10	6	11	200

FG % 1st Half: 14-33 42.4% 2nd half: 13-33 39.4% Game: 27-66 40.9%
 3FG % 1st Half: 5-13 38.5% 2nd half: 3-8 37.5% Game: 8-21 38.1%
 FT % 1st Half: 8-11 72.7% 2nd half: 7-12 58.3% Game: 15-23 65.2%

Officials: Bo Boroski, Gene Statero, Keith Kimble

Technical fouls: Iowa-None. Indiana-None.

Attendance: 17222

Score by periods	1st	2nd	Total
Iowa	26	38	64
Indiana	41	36	77

	In	Off	2nd	Fast	Bench
Points	Paint	T/O	Chance	Break	
IOWA	26	10	12	7	28
IND	36	22	12	15	27

Last FG - IOWA 2nd-00:19, IND 2nd-03:06.
 Largest lead - IOWA by 3 1st-19:41, IND by 22 2nd-03:06.
 IOWA led for 04:06. IND led for 34:52. Game was tied for 01:02.

Score tied - 3 times.
 Lead changed - 9 times.

Game 11 - Iowa 91, Southern 60

Official Basketball Box Score -- Game Totals -- Final Statistics

Southern vs Iowa

12/10/17 4 p.m. at Carver-Hawkeye Arena - Iowa City, IA

Southern 60 • 2-8, 0-0

#	Player	Total		3-Ptr		Rebounds			PF	TP	A	TO	Blk	Stl	Min
		FG-FGA	FG-FGA	FT-FTA	FT-FTA	Off	Def	Tot							
02	Emanuel Sheperd	f	0-4	0-0	2-2	3	3	6	2	2	1	1	1	0	22
12	Jared Sam	f	3-10	0-0	5-6	2	8	10	2	11	1	1	0	1	36
03	Eddie Reese	g	3-9	1-5	1-2	1	4	5	0	8	1	3	0	1	26
04	Chris Thomas	g	4-10	1-3	1-2	2	1	3	3	10	0	1	0	1	26
10	Jamar Sandifer	g	1-6	0-2	0-0	1	4	5	4	2	0	0	0	0	15
00	Richard Lee	g	1-5	0-3	0-0	0	2	2	2	2	0	0	0	0	8
01	LaQuentin Collins	g	0-3	0-1	2-2	0	1	1	0	2	0	1	0	0	14
14	Aaron Ray	g	4-7	1-2	3-4	0	0	0	4	12	0	0	0	1	21
22	Shaquille Benson	g	3-7	0-0	1-2	5	1	6	1	7	0	0	1	0	15
28	DeRias Johnson	g	2-8	0-5	0-0	1	1	2	1	4	1	1	0	0	10
44	Mubashar Ali	g	0-1	0-0	0-0	0	1	1	3	0	1	1	0	0	7
Team						1	3	4							
Totals			21-70	3-21	15-20	16	29	45	22	60	4	11	2	4	200

FG % 1st Half: 10-33 30.3% 2nd half: 11-37 29.7% Game: 21-70 30.0%
 3FG % 1st Half: 1-8 12.5% 2nd half: 2-13 15.4% Game: 3-21 14.3%
 FT % 1st Half: 10-14 71.4% 2nd half: 5-6 83.3% Game: 15-20 75.0%

Iowa 91 • 5-6, 0-2

#	Player	Total		3-Ptr		Rebounds			PF	TP	A	TO	Blk	Stl	Min
		FG-FGA	FG-FGA	FT-FTA	FT-FTA	Off	Def	Tot							
02	Nunge, Jack	f	2-5	1-2	6-6	0	2	2	1	11	2	1	4	0	20
05	Cook, Tyler	f	3-5	0-0	2-2	0	4	4	4	8	0	1	2	0	17
51	Baer, Nicholas	f	1-3	1-2	1-3	1	2	3	2	4	2	1	0	1	12
03	Bohannon, Jordan	g	1-6	0-3	2-2	0	3	3	1	4	5	0	0	1	25
04	Moss, Isaiah	g	4-10	4-9	0-0	1	1	2	0	12	2	0	0	1	21
00	Wagner, Ahmad	g	0-0	0-0	1-2	0	3	3	3	1	0	1	0	0	11
01	Dailey, Maishe	g	3-9	3-6	0-0	2	2	4	0	9	2	0	0	0	21
11	Rose, Charlie	g	0-1	0-1	0-0	0	1	1	0	0	0	0	0	0	2
15	Kriener, Ryan	g	3-6	0-1	0-0	0	3	3	0	6	2	1	1	2	12
20	Till, Riley	g	0-2	0-2	0-0	0	0	0	1	0	0	0	0	0	4
24	Ellingson, Brady	g	2-4	0-0	0-0	0	1	1	0	8	1	0	0	0	15
25	Uhl, Dom	g	0-0	0-0	0-0	0	1	1	0	0	0	0	0	0	4
30	McCaffery, Connor	g	1-1	1-1	2-3	0	3	3	0	5	4	1	0	1	17
55	Garza, Luka	g	7-10	1-1	8-10	6	7	13	3	23	2	1	1	0	19
Team						0	3	3							
Totals			28-63	13-32	22-28	10	36	46	15	91	22	7	8	6	200

FG % 1st Half: 12-29 41.4% 2nd half: 16-34 47.1% Game: 28-63 44.4%
 3FG % 1st Half: 7-15 46.7% 2nd half: 6-17 35.3% Game: 13-32 40.6%
 FT % 1st Half: 10-13 76.9% 2nd half: 12-15 80.0% Game: 22-28 78.6%

Officials: Mike Eades, Kelly Pfeifer, John Gaffney

Technical fouls: Southern-None. Iowa-Cook, Tyler.

Attendance: 11397

Score by periods	1st	2nd	Total
Southern	31	29	60
Iowa	41	50	91

	In	Off	2nd	Fast	Bench
Points	Paint	T/O	Chance	Break	
SOUTHE	24	11	13	6	27
IOWA	34	14	17	12	52

Last FG - SOUTHERN 2nd-00:46, IOWA 2nd-02:51.
 Largest lead - SOUTHERN by 6 1st-08:28, IOWA by 35 2nd-01:46.
 SOUTHERN led for 05:38. IOWA led for 31:41. Game was tied for 02:41.

Game 10 - Iowa State 84, Iowa 78

Official Basketball Box Score -- Game Totals -- Final Statistics

Iowa vs Iowa State

12/07/17 7:01 p.m. at Hilton Coliseum - Ames, Iowa

Iowa 78 • 4-6

#	Player		Total		3-Ptr		Rebounds			PF	TP	A	TO	Blk	Stl	Min
			FG-FGA	FG-FGA	FT-FTA	Off	Def	Tot								
02	Nunge, Jack	*	7-14	1-5	1-3	4	4	8	4	16	4	0	1	0	23	
03	Bohannon, Jordan	*	7-13	5-10	0-0	0	1	1	3	19	2	4	0	0	31	
04	Moss, Isaiah	*	2-8	0-4	0-0	0	2	2	0	4	1	1	1	0	17	
05	Cook, Tyler	*	1-5	0-2	0-2	4	4	8	2	2	5	3	0	0	25	
24	Ellingson, Brady	*	3-11	1-6	0-1	0	4	4	1	7	5	2	0	2	30	
00	Wagner, Ahmad		1-1	0-0	0-0	0	1	1	0	2	0	1	1	0	5	
01	Dailey, Maishe		2-4	2-3	0-0	0	6	6	1	6	0	1	0	0	18	
15	Kriener, Ryan		1-4	0-1	0-0	2	1	3	1	2	0	0	0	0	6	
35	Pemsl, Cordell		5-6	0-0	0-0	4	4	8	1	10	3	1	0	0	17	
51	Baer, Nicholas		3-7	2-5	0-0	5	2	7	4	8	2	2	0	0	21	
55	Garza, Luka		1-1	0-0	0-2	1	3	4	2	2	1	2	0	0	7	
	Team					0	1	1				1				
Totals			33-74	11-36	1-8	20	33	53	19	78	23	18	3	2	200	

Game 13 - Iowa 92, Southern Utah 64

Official Basketball Box Score -- Game Totals -- Final Statistics
Southern Utah vs Iowa
12/19/17 8:05 p.m. at Carver-Hawkeye Arena - Iowa City, IA

Southern Utah 64 • 6-5, 0-0

#	Player	Total		3-Ptr		Rebounds			PF	TP	A	TO	Blk	Stl	Min
		FG-FGA	FG-FGA	FT-FTA	FT-FTA	Off	Def	Tot							
10	Calloway, Jacob	f	3-6	2-4	0-2	1	1	2	2	8	2	3	0	2	18
34	Musoko, Christian	f	2-2	0-0	0-0	0	1	1	4	4	0	1	0	0	15
04	Marin, Dre	f	3-8	0-3	0-0	0	6	6	1	6	3	3	0	1	34
12	Cohee, Jaden	g	5-14	1-4	1-2	1	5	6	0	12	5	2	0	0	34
14	McGee, James	g	2-7	2-7	0-0	0	1	1	3	6	4	1	0	0	31
02	Better, Brandon	g	3-11	2-6	4-4	0	0	0	4	12	1	0	0	0	17
05	Lyons, Jordan	g	0-0	0-0	0-0	0	0	0	0	0	1	0	0	0	9
15	Aytes, Jamal	g	4-9	0-0	0-0	0	3	3	3	8	0	1	0	0	15
22	Madunic, Ivan	g	1-2	1-2	2-4	0	5	5	4	5	1	1	0	3	16
23	Johnson, Matthew	g	0-0	0-0	0-0	0	0	0	1	0	0	0	0	0	2
44	Swallow, Joel	g	1-2	0-0	1-2	1	1	2	0	3	0	0	0	0	9
Team						0	3	3							
Totals			24-61	8-26	8-14	3	26	29	22	64	17	12	0	6	200
FG % 1st Half: 12-33		36.4%	2nd half: 12-28		42.9%	Game: 24-61		39.3%	Deadball Rebounds						
3FG % 1st Half: 5-16		31.3%	2nd half: 3-10		30.0%	Game: 8-26		30.8%							
FT % 1st Half: 2-6		33.3%	2nd half: 6-8		75.0%	Game: 8-14		57.1%							

Iowa 92 • 7-6, 0-2

#	Player	Total		3-Ptr		Rebounds			PF	TP	A	TO	Blk	Stl	Min
		FG-FGA	FG-FGA	FT-FTA	FT-FTA	Off	Def	Tot							
02	Nunge, Jack	f	4-5	0-1	1-2	0	4	4	0	9	4	1	1	0	21
05	Cook, Tyler	f	7-12	0-0	2-4	1	6	7	2	16	1	0	1	0	22
51	Baer, Nicholas	f	2-4	0-2	1-1	3	7	10	1	5	2	2	1	2	21
03	Bohannon, Jordan	g	1-7	1-4	0-0	1	4	5	2	3	7	2	0	0	29
04	Moss, Isaiah	g	6-14	3-8	1-1	1	2	3	2	16	1	1	0	2	24
00	Wagner, Ahmad	g	0-0	0-0	0-0	0	0	0	0	0	0	0	0	0	1
01	Dailey, Maishe	g	3-6	2-4	0-0	0	3	3	0	8	2	1	0	1	18
11	Rose, Charlie	g	0-1	0-1	0-0	0	1	1	0	0	1	1	0	0	2
15	Kriener, Ryan	g	2-3	0-0	1-2	1	3	4	0	5	3	1	0	1	10
20	Till, Riley	g	1-1	0-0	0-0	0	0	0	1	2	0	0	0	0	3
24	Ellingson, Brady	g	1-1	0-0	1-1	0	0	0	0	3	0	0	0	0	3
25	Uhl, Dom	g	0-0	0-0	0-0	0	1	1	0	0	1	0	1	0	3
30	McCaffery, Connor	g	0-1	0-1	0-0	0	1	1	0	2	0	0	0	0	15
35	Pemsl, Cordell	g	0-3	0-0	2-2	0	4	4	1	8	0	1	0	1	9
55	Garza, Luka	g	5-9	0-1	7-8	3	2	5	1	17	1	2	2	0	19
Team						0	0	0							
Totals			35-67	6-22	16-21	10	38	48	11	92	25	12	6	7	200
FG % 1st Half: 17-32		53.1%	2nd half: 18-35		51.4%	Game: 35-67		52.2%	Deadball Rebounds						
3FG % 1st Half: 4-10		40.0%	2nd half: 2-12		16.7%	Game: 6-22		27.3%							
FT % 1st Half: 13-16		81.3%	2nd half: 3-5		60.0%	Game: 16-21		76.2%							

Officials: Gene Steratore, Steve McKunkins, Bill Ek
 Technical fouls: Southern Utah-None. Iowa-None.
 Attendance: 10220

Score by periods	1st	2nd	Total
Southern Utah	31	33	64
Iowa	51	41	92

Last FG - SUU 2nd-01:47, IOWA 2nd-01:12.
 Largest lead - SUU by 1 1st-18:04, IOWA by 30 2nd-03:34.
 SUU led for 00:15. IOWA led for 38:34. Game was tied for 01:11.

Points	In Paint	Off T/O	2nd Chance	Fast Break	Bench
SUU	24	15	3	4	28
IOWA	52	15	13	15	43

Score tied - 0 times.
 Lead changed - 2 times.

Game 15 - Iowa 98, Northern Illinois 75

Official Basketball Box Score -- Game Totals -- Final Statistics
Northern Illinois vs Iowa
12/29/17 7:05 p.m. at Carver-Hawkeye Arena - Iowa City, IA

Northern Illinois 75 • 7-6, 0-0

#	Player	Total		3-Ptr		Rebounds			PF	TP	A	TO	Blk	Stl	Min
		FG-FGA	FG-FGA	FT-FTA	FT-FTA	Off	Def	Tot							
04	James, Lacey	f	0-1	0-0	1-2	2	2	4	1	1	0	1	0	0	12
42	Bradley, Levi	f	1-8	0-2	0-0	3	0	3	2	2	0	1	0	2	23
00	Thorpe, Dante	g	5-10	1-2	0-0	1	3	4	0	11	1	2	0	0	22
02	Daow, Gaiges	g	5-8	2-4	0-0	1	5	6	1	12	2	3	0	2	23
10	German, Eugene	g	8-15	2-5	2-2	0	3	3	0	20	3	3	0	1	23
05	Thomas, Justin	g	6-11	2-4	2-2	0	2	2	1	16	2	0	0	1	29
11	McCarty, Noah	g	0-1	0-0	0-0	1	0	1	4	0	0	0	0	0	11
12	Demogrontas, A.	g	0-3	0-1	1-2	0	2	2	1	1	3	2	0	1	17
22	Henry-Hayes, Rod	g	1-3	1-3	0-0	0	1	1	0	3	0	0	1	0	14
32	Zelis, Andrew	g	1-3	0-0	0-0	1	0	1	0	2	1	0	0	0	4
33	Hamilton, Owen	g	3-6	0-1	1-2	2	4	6	4	7	1	0	0	1	21
55	Danowski, Brandon	g	0-0	0-0	0-0	0	0	0	0	0	0	0	0	0	1
Team						2	0	2							
Totals			30-69	8-22	7-10	13	22	35	17	75	13	12	1	8	200
FG % 1st Half: 13-33		39.4%	2nd half: 17-36		47.2%	Game: 30-69		43.5%	Deadball Rebounds						
3FG % 1st Half: 3-11		27.3%	2nd half: 5-11		45.5%	Game: 8-22		36.4%							
FT % 1st Half: 3-4		75.0%	2nd half: 4-6		66.7%	Game: 7-10		70.0%							

Iowa 98 • 9-6, 0-2

#	Player	Total		3-Ptr		Rebounds			PF	TP	A	TO	Blk	Stl	Min
		FG-FGA	FG-FGA	FT-FTA	FT-FTA	Off	Def	Tot							
02	Nunge, Jack	f	3-8	1-4	0-0	1	1	2	0	7	1	1	2	2	21
51	Baer, Nicholas	f	2-3	1-2	0-0	1	1	2	1	5	0	0	0	1	12
05	Cook, Tyler	c	6-7	0-0	5-7	2	1	3	0	17	3	0	0	0	17
03	Bohannon, Jordan	g	2-7	1-5	0-0	0	2	2	0	5	7	0	0	0	21
04	Moss, Isaiah	g	4-7	3-4	0-0	0	1	1	0	11	5	1	0	1	25
00	Wagner, Ahmad	g	0-1	0-1	0-0	1	2	3	2	0	4	0	0	0	11
01	Dailey, Maishe	g	3-3	1-1	1-2	0	0	0	0	8	4	0	0	0	12
11	Rose, Charlie	g	0-0	0-0	0-0	0	0	0	0	0	1	0	0	0	2
15	Kriener, Ryan	g	2-5	0-1	1-2	2	1	3	1	5	2	0	0	0	17
20	Till, Riley	g	0-1	0-1	0-0	0	0	0	0	0	0	0	0	1	2
24	Ellingson, Brady	g	2-4	2-4	0-0	0	2	2	0	6	2	1	0	1	17
25	Uhl, Dom	g	0-0	0-0	0-0	0	0	0	0	0	0	0	0	0	4
35	Pemsl, Cordell	g	4-8	0-0	1-2	0	4	4	2	9	4	1	1	1	23
55	Garza, Luka	g	8-8	3-3	6-8	0	7	7	2	25	1	1	5	0	16
Team						0	6	6							
Totals			36-62	12-26	14-21	7	28	35	8	98	34	8	8	7	200
FG % 1st Half: 20-30		66.7%	2nd half: 16-32		50.0%	Game: 36-62		58.1%	Deadball Rebounds						
3FG % 1st Half: 7-13		53.8%	2nd half: 5-13		38.5%	Game: 12-26		46.2%							
FT % 1st Half: 9-11		81.8%	2nd half: 5-10		50.0%	Game: 14-21		66.7%							

Officials: Paul Szelc, Lamont Simpson, Chris Beaver
 Technical fouls: Northern Illinois-None. Iowa-None.
 Attendance: 14665

Score by periods	1st	2nd	Total
Northern Illinois	32	43	75
Iowa	56	42	98

Last FG - NIU 2nd-00:03, IOWA 2nd-00:27.
 Largest lead - NIU None, IOWA by 32 2nd-11:35.
 NIU led for 00:00. IOWA led for 39:43. Game was tied for 00:17.

Score tied - 0 times.
 Lead changed - 0 times.

Game 14 - Iowa 80, Colorado 73

Official Basketball Box Score -- Game Totals -- Final Statistics
Colorado vs Iowa
12/22/17 8:10 p.m. at Sioux Falls, SD (Sanford Pentagon)

Game 17 - Ohio State 92, Iowa 81

Official Basketball Box Score -- Game Totals -- Final Statistics

Ohio State vs Iowa

01/04/18 6 p.m. at Carver-Hawkeye Arena - Iowa City, IA

Ohio State 92 • 12-4, 3-0

#	Player	Total		3-Ptr		Rebounds			PF	TP	A	TO	Blk	Stl	Min
		FG-FGA	FT-FTA	FG-FGA	FT-FTA	Off	Def	Tot							
01	Tate, Jae'Sean	f	6-12	1-2	5-7	0	7	7	1	18	0	4	1	1	34
33	Bates-Diop, Keita	f	10-17	2-6	5-6	1	12	13	2	27	1	0	2	1	34
34	Wesson, Kaleb	f	4-6	0-0	2-2	2	1	3	5	10	1	0	0	0	19
03	Jackson, C.J.	g	5-10	1-3	1-2	2	0	2	3	12	4	3	0	1	22
15	Williams, Kam	g	5-8	3-6	0-1	0	3	3	1	13	0	1	1	1	26
00	Potter, Micah	g	3-7	0-1	0-0	3	2	5	4	6	0	0	0	0	15
02	Jallow, Musa	g	1-2	0-1	0-0	0	0	0	0	2	3	0	0	1	8
13	Dakich, Andrew	g	1-2	0-0	0-1	1	1	2	2	2	6	0	0	1	26
24	Wesson, Andre	g	0-1	0-1	1-2	0	0	0	3	1	1	1	1	0	12
25	Young, Kyle	g	0-1	0-0	1-2	1	1	2	1	1	0	0	0	0	4
Team						0	1	1							
Totals			35-66	7-20	15-23	10	28	38	22	92	16	9	5	6	200

FG % 1st Half: 18-33 54.5% 2nd half: 17-33 51.5% Game: 35-66 53.0%
3FG % 1st Half: 5-13 38.5% 2nd half: 2-7 28.6% Game: 7-20 35.0%
FT % 1st Half: 5-6 83.3% 2nd half: 10-17 58.8% Game: 15-23 65.2%

Iowa 81 • 9-8, 0-4

#	Player	Total		3-Ptr		Rebounds			PF	TP	A	TO	Blk	Stl	Min
		FG-FGA	FT-FTA	FG-FGA	FT-FTA	Off	Def	Tot							
05	Cook, Tyler	f	7-15	0-0	7-8	6	3	9	3	21	0	1	1	0	27
51	Baer, Nicholas	f	4-7	2-4	0-0	1	1	2	5	10	1	1	1	1	24
55	Garza, Luka	f	4-7	1-3	6-8	2	4	6	2	15	0	0	1	0	26
03	Bohannon, Jordan	g	6-13	1-5	2-2	0	1	1	4	15	10	1	0	0	30
04	Moss, Isaiah	g	3-10	1-2	0-2	2	2	4	2	7	3	2	1	0	21
00	Wagner, Ahmad	g	0-0	0-0	0-1	2	1	3	2	0	1	0	0	0	9
01	Dailey, Maishe	g	4-10	1-2	0-0	0	3	3	0	9	1	0	0	0	23
02	Nunge, Jack	g	1-3	1-1	0-0	1	1	2	1	3	0	2	0	0	8
15	Kriener, Ryan	g	0-0	0-0	0-1	1	2	0	0	0	0	1	1	0	8
24	Ellingson, Brady	g	0-2	0-0	0-0	0	0	0	0	0	0	0	0	0	6
35	Pemsl, Cordell	g	0-1	0-0	1-2	0	5	5	1	1	1	2	0	0	18
Team						0	3	3			1				
Totals			29-68	7-17	16-23	15	25	40	20	81	17	11	5	1	200

FG % 1st Half: 12-29 41.4% 2nd half: 17-39 43.6% Game: 29-68 42.6%
3FG % 1st Half: 3-7 42.9% 2nd half: 4-10 40.0% Game: 7-17 41.2%
FT % 1st Half: 5-11 45.5% 2nd half: 11-12 91.7% Game: 16-23 69.6%

Officials: Terry Wymer, Larry Sciroto, Brooks Wells
Technical fouls: Ohio State-None. Iowa-None.
Attendance: 10933
Fouled Out - Ohio State: Wesson (00:43); Iowa: Baer (00:09)

Score by periods	1st	2nd	Total
Ohio State	46	46	92
Iowa	32	49	81

Last FG - OSU 2nd-00:51, IOWA 2nd-00:20.
Largest lead - OSU by 17 1st-01:20, IOWA by 3 1st-17:58.
OSU led for 35:08. IOWA led for 01:50. Game was tied for 03:02.

	In	Off	2nd	Fast	Bench
Points	Paint	T/O	Chance	Break	
OSU	42	11	14	8	12
IOWA	26	8	24	2	13

Score tied - 4 times.
Lead changed - 1 time.

Game 19 - Iowa 104, Illinois 97 (OT)

Official Basketball Box Score -- Game Totals -- Final Statistics

Iowa vs Illinois

01/11/18 7 p.m. at State Farm Center; Champaign, Ill.

Iowa 104 • 10-9, 1-5

#	Player	Total		3-Ptr		Rebounds			PF	TP	A	TO	Blk	Stl	Min
		FG-FGA	FT-FTA	FG-FGA	FT-FTA	Off	Def	Tot							
05	Cook, Tyler	f	9-14	0-1	3-5	1	12	13	2	21	3	1	1	3	39
51	Baer, Nicholas	f	2-7	2-5	4-6	2	2	4	2	10	2	0	0	1	29
55	Garza, Luka	c	5-8	0-1	9-9	7	4	11	3	19	1	1	1	0	30
03	Bohannon, Jordan	g	7-16	5-12	10-10	0	1	1	1	29	5	4	0	1	41
04	Moss, Isaiah	g	4-11	0-4	4-4	0	2	2	1	12	0	1	0	1	33
00	Wagner, Ahmad	g	0-0	0-0	0-0	0	0	0	1	0	0	1	0	0	2
01	Dailey, Maishe	g	0-1	0-1	2-4	0	3	3	0	2	3	2	1	0	17
02	Nunge, Jack	g	0-0	0-0	0-0	0	0	0	2	0	0	1	0	1	3
15	Kriener, Ryan	g	2-2	0-0	1-2	2	2	4	1	5	0	0	1	1	12
24	Ellingson, Brady	g	1-3	0-0	0-0	0	0	0	0	2	0	3	0	0	12
35	Pemsl, Cordell	g	2-2	0-0	0-0	2	1	3	4	4	0	2	0	0	7
Team						3	1	4			1				
Totals			32-64	7-24	33-40	17	28	45	17	104	14	17	4	8	225

FG % 1st Half: 13-29 44.8% 2nd half: 16-30 53.3% OT: 3-5 60.0% Game: 32-64 50.0%
3FG % 1st Half: 1-8 12.5% 2nd half: 5-15 33.3% OT: 1-1 100.0% Game: 7-24 29.2%
FT % 1st Half: 14-14 100.0% 2nd half: 12-15 80.0% OT: 7-11 63.6% Game: 33-40 82.5%

Illinois 97 • 10-8, 0-5

#	Player	Total		3-Ptr		Rebounds			PF	TP	A	TO	Blk	Stl	Min
		FG-FGA	FT-FTA	FG-FGA	FT-FTA	Off	Def	Tot							
12	Black, Leron	f	8-12	0-0	2-3	2	1	3	5	18	0	0	0	0	18
43	Finke, Michael	f	2-7	0-3	0-0	2	2	4	3	4	2	0	0	1	21
01	Frazier, Trent	g	10-20	7-11	0-1	0	2	2	2	27	3	3	0	1	40
20	Williams, Da'Monte	g	1-3	1-2	1-1	0	2	2	5	4	3	3	0	0	27
24	Alstork, Mark	g	1-3	1-2	0-0	0	1	1	5	3	3	3	1	0	21
02	Nichols, Kipper	g	3-7	1-2	6-6	2	3	5	5	13	2	2	1	1	22
11	Eboigbodin, Greg	g	4-7	0-0	0-1	3	1	4	2	8	2	0	0	0	25
13	Smith, Mark	g	1-5	0-2	0-0	1	1	2	2	2	3	1	0	1	17
23	Jordan, Aaron	g	6-10	4-8	2-2	2	0	2	2	18	4	1	1	1	34
Team						0	1	1			1				
Totals			36-74	14-30	11-14	12	14	26	31	97	22	14	3	5	225

FG % 1st Half: 20-37 54.1% 2nd half: 13-26 50.0% OT: 3-11 27.3% Game: 36-74 48.6%
3FG % 1st Half: 9-15 60.0% 2nd half: 4-8 50.0% OT: 1-7 14.3% Game: 14-30 46.7%
FT % 1st Half: 5-6 83.3% 2nd half: 6-8 75.0% OT: 0-0 0.0% Game: 11-14 78.6%

Officials: Paul Szec, Lamont Simpson, Bill Ek
Technical fouls: Iowa-None. Illinois-None.
Attendance: 11326

Score by periods	1st	2nd	OT	Total
Iowa	41	49	14	104
Illinois	54	36	7	97

Last FG - IOWA OT-01:45, ILL OT-00:14.
Largest lead - IOWA by 10 OT-01:12, ILL by 20 1st-03:53.
IOWA led for 08:42. ILL led for 34:21. Game was tied for 01:57.

	In	Off	2nd	Fast	Bench
Points	Paint	T/O	Chance	Break	
IOWA	38	15	18	4	13
ILL	42	22	16	9	41

Score tied - 5 times.
Lead changed - 2 times.

Game 18 - Maryland 91, Iowa 73

Official Basketball Box Score -- Game Totals -- Final Statistics

Iowa vs Maryland

01/07/18 8:00 pm at College Park, Md.

Iowa 73 • 9-9 (0-5)

#	Player	Total		3-Ptr		Rebounds			PF	TP	A	TO	Blk	Stl	Min
		FG-FGA	FT-FTA	FG-FGA	FT-FTA	Off	Def	Tot							
05	Cook, Tyler	f	3-7	0-0	1-4	0	1	1	5	7	1	3	0	1	27
51	Baer, Nicholas	f	3-6	1-2	0-0	4	7	11	2	7	4	0	2	0	28
55	Garza, Luka	f	3-3	0-0	0-0	0	1	1	3	6	0	2	1	0	16
03	Bohannon, Jordan	g	5-13	5-10	2-2	0	2	2	3	17	5	6	0	0	36
04	Moss, Isaiah	g	10-16	4-6	1-1	0	1	1	0	25	2	1	0	1	32
00	Wagner, Ahmad	g	1-2	0-1	0-0	1	1	2	1	2	0	1	0	0	10
01	Dailey, Maishe	g	2-6	1-2	0-1	1	3	4	0	5	3	0	0	0	22
02	Nunge, Jack	g	0-0	0-0	0-0	0	1	1	0	0	0	0	0	0	3
15	Kriener, Ryan	g	1-2	0-0	0-0	0	0	0	3	2	0	1	0	0	5
35	Pemsl, Cordell	g	0-2	0-0	2-2	0	2	2	1	2	2	3	0	0	21
Team						3	0	3			2				
Totals			28-57	11-21	6-10	9	19	28	20	73	17	17	3	2	200

FG % 1st Half: 16-29 55.2% 2nd half: 12-28 42.9% Game: 28-57 49.1%
3FG % 1st Half: 7-10 70.0% 2nd half: 4-11 36.4% Game: 11-21 52.4%
FT % 1st Half: 5-7 71.4% 2nd half: 1-3 33.3% Game: 6-10 60.0%

Maryland 91 • 14-4 (3-2)

#	Player	Total			3-Ptr			Rebounds			PF	TP	A	TO	Blk	Stl	Min
		FG-FGA	FG-FGA	FT-FTA	Off	Def	Total										
04	Kevin Huerter	f	4-9	2-5	2-2	1	5	6	2	12	6	1	0	0	0	34	
15	Michal Cekovsky	f	5-5	0-0	3-5	1	1	2	3	13	1	5	0	0	0	23	
23	Bruno Fernando	c	8-11	0-0	5-7	2	5	7	2	21	2	2	1	0	0	34	
01	Anthony Cowan	g	4-11	0-4	-9	0	1	1	2	15	7	0	0	1	1	37	
10	Darryl Morsell	g	6-12	0-1	2-2	2	6	8	3	14	3	1	0	1	1	31	
05	Dion Wiley		4-5	2-3	0-0	0	2	2	0	10	0	0	0	0	0	15	
11	Jared Nickens		0-4	0-4	0-0	0	0	0	2	0	0	0	0	0	0	14	
33	Joshua Tomaic		3-3	0-0	0-0	3	1	4	0	6	0	0	0	0	0	11	
	Team					0	1	1									
Totals			34-60	4-17	19-25	9	22	31	14	91	19	9	1	2		199	

Game 21 - #3 Purdue 87, Iowa 64

Official Basketball Box Score -- Game Totals -- Final Statistics
Purdue vs Iowa
01/20/18 11:01 a.m. at Carver-Hawkeye Arena - Iowa City, IA

Purdue 87 • 19-2, 8-0

#	Player	Total		3-Ptr		Rebounds			PF	TP	A TO Blk Stl				Min
		FG-FGA	FG-FGA	FT-FTA	FT-FTA	Off	Def	Tot			A	TO	Blk	Stl	
12	Edwards, Vincent	f	8-11	3-5	0-0	0	3	3	0	19	2	2	2	0	28
44	Haas, Isaac	c	1-1	0-0	1-4	2	1	3	3	3	0	1	1	0	18
03	Edwards, Carsen	g	8-15	6-9	0-0	1	2	3	3	22	8	0	0	2	28
11	Thompson, P.J.	g	5-7	4-6	0-0	1	1	2	2	14	1	0	0	0	22
31	Mathias, Dakota	g	4-8	4-6	0-0	0	5	5	0	12	5	1	0	2	30
14	Cline, Ryan		3-6	3-6	0-0	0	0	0	0	9	2	0	0	0	18
15	Luce, Tommy		0-1	0-0	0-0	0	0	0	0	0	0	1	0	0	1
20	Eastern, Nojel		1-3	0-0	0-0	1	1	2	3	2	2	0	0	0	18
23	Taylor, Jacquil		0-1	0-0	0-0	0	0	0	2	0	0	1	0	0	8
24	Eifert, Grady		0-2	0-0	0-0	1	2	3	1	0	0	1	0	0	12
32	Haarms, Matt		3-4	0-1	0-0	1	3	4	3	6	3	2	2	0	17
	Team					1	4	5							
Totals			33-59	20-33	1-4	8	22	30	17	87	23	11	5	4	200

FG % 1st Half: 20-29 69.0% 2nd half: 13-30 43.3% Game: 33-59 55.9% Deadball
 3FG % 1st Half: 11-16 68.8% 2nd half: 9-17 52.9% Game: 20-33 60.6% Rebounds
 FT % 1st Half: 0-0 0.0% 2nd half: 1-4 25.0% Game: 1-4 25.0% 2

Iowa 64 • 10-11, 1-7

#	Player	Total		3-Ptr		Rebounds			PF	TP	A TO Blk Stl				Min
		FG-FGA	FG-FGA	FT-FTA	FT-FTA	Off	Def	Tot			A	TO	Blk	Stl	
05	Cook, Tyler	f	3-8	0-0	3-4	0	2	2	0	9	1	4	1	1	26
51	Baer, Nicholas	f	3-6	0-2	0-0	5	2	7	0	6	2	0	1	0	26
55	Garza, Luka	f	8-10	2-3	1-2	3	0	3	1	19	2	2	1	1	20
03	Bohannon, Jordan	g	3-9	1-5	2-2	0	2	2	1	9	4	0	0	2	33
04	Moss, Isaiah	g	1-7	1-3	0-0	1	2	3	0	3	5	0	0	0	15
00	Wagner, Ahmad		0-1	0-0	0-1	0	0	0	1	0	0	1	0	0	7
01	Dailey, Maishe		4-4	1-2	0-3	0	4	4	0	3	1	0	0	0	19
02	Nunge, Jack		0-3	0-2	0-0	1	1	2	1	0	2	1	1	2	12
11	Rose, Charlie		1-1	0-0	0-0	0	0	0	0	2	0	0	0	0	0+
20	Till, Riley		0-0	0-0	0-0	0	0	0	0	0	0	0	0	0	2
24	Ellingson, Brady		4-5	1-1	0-0	0	0	0	0	9	0	0	0	0	14
25	Uhl, Dom		1-2	0-0	0-0	0	2	2	1	2	1	1	0	0	8
35	Pemsl, Cordell		1-3	0-0	0-0	2	4	6	2	2	0	1	0	0	18
	Team					1	0	1							
Totals			26-59	6-18	6-12	13	19	32	7	64	18	11	4	6	200

FG % 1st Half: 8-32 25.0% 2nd half: 18-27 66.7% Game: 26-59 44.1% Deadball
 3FG % 1st Half: 2-12 16.7% 2nd half: 4-6 66.7% Game: 6-18 33.3% Rebounds
 FT % 1st Half: 2-2 100.0% 2nd half: 4-10 40.0% Game: 6-12 50.0% 4

Officials: Terry Wymer, Larry Scirotto, Bill Ek
 Technical fouls: Purdue-None. Iowa-None.
 Attendance: 14822

Score by periods	1st	2nd	Total
Purdue	51	36	87
Iowa	20	44	64

Last FG - PURDUE 2nd-01:50, IOWA 2nd-00:05.
 Largest lead - PURDUE by 37 2nd-16:22, IOWA by 3 1st-17:50.
 PURDUE led for 36:10. IOWA led for 00:35. Game was tied for 03:15.

Points	In	Off	2nd	Fast	Bench
PURDUE	20	21	5	5	17
IOWA	24	10	9	2	18

Score tied - 2 times.
 Lead changed - 1 time.

Game 22 - Iowa 85, Wisconsin 67

Official Basketball Box Score -- Game Totals -- Final Statistics
Wisconsin vs Iowa
01/23/18 6:01 p.m. at Carver-Hawkeye Arena - Iowa City, IA

Wisconsin 67 • 10-11, 3-5

#	Player	Total		3-Ptr		Rebounds			PF	TP	A TO Blk Stl				Min
		FG-FGA	FG-FGA	FT-FTA	FT-FTA	Off	Def	Tot			A	TO	Blk	Stl	
21	Iverson, Khalil	f	7-16	0-3	3-5	1	6	7	0	17	4	2	1	1	31
22	Happ, Ethan	f	8-14	0-0	5-5	2	8	10	5	21	5	4	0	3	30
35	Reuvers, Nate	f	1-7	0-0	3-4	3	1	4	2	5	2	0	0	0	25
01	Pritzl, Brevin	g	2-8	1-6	0-0	0	1	1	5	5	2	1	0	1	25
34	Davison, Brad	g	2-10	2-6	0-0	1	1	2	3	6	2	3	0	2	31
02	Ford, Aleem		1-2	1-1	0-0	0	1	1	1	3	0	0	0	0	20
05	Moesch, Aaron		0-0	0-0	0-0	0	0	0	0	0	0	0	0	0	4
15	Thomas, Charles		5-5	0-0	0-0	2	3	5	3	10	0	0	0	0	17
20	Schlundt, T.J.		0-1	0-1	0-0	0	0	0	1	0	0	0	0	0	10
25	Illikainen, Alex		0-2	0-1	0-0	0	0	0	0	0	0	0	0	0	7
	Team					1	1	2							
Totals			26-65	4-18	11-14	10	22	32	20	67	15	10	1	7	200

FG % 1st Half: 12-31 38.7% 2nd half: 14-34 41.2% Game: 26-65 40.0% Deadball
 3FG % 1st Half: 2-7 28.6% 2nd half: 2-11 18.2% Game: 4-18 22.2% Rebounds
 FT % 1st Half: 2-5 40.0% 2nd half: 9-9 100.0% Game: 11-14 78.6% 1

Iowa 85 • 11-11, 2-7

#	Player	Total		3-Ptr		Rebounds			PF	TP	A TO Blk Stl				Min
		FG-FGA	FG-FGA	FT-FTA	FT-FTA	Off	Def	Tot			A	TO	Blk	Stl	
05	Cook, Tyler	f	8-13	0-0	1-2	3	2	5	2	17	1	2	0	1	24
51	Baer, Nicholas	f	2-8	1-6	0-0	1	2	3	4	5	2	0	1	1	23
55	Garza, Luka	f	6-9	1-1	4-6	4	12	16	3	17	0	1	1	1	28
03	Bohannon, Jordan	g	5-12	1-6	2-2	0	3	3	1	13	11	2	0	1	38
04	Moss, Isaiah	g	5-12	3-4	2-2	0	3	3	0	15	4	1	0	3	30
00	Wagner, Ahmad		1-1	0-0	1-2	1	0	1	2	3	0	0	0	0	14
01	Dailey, Maishe		1-2	0-1	0-0	0	3	3	0	2	1	1	0	0	12
02	Nunge, Jack		1-1	0-0	0-0	0	0	0	1	2	0	0	0	0	2
35	Pemsl, Cordell		2-2	0-0	7-8	1	6	7	4	11	1	3	1	0	29
	Team					0	0	0							
Totals			31-60	6-18	17-22	10	31	41	17	85	20	11	3	7	200

FG % 1st Half: 15-32 46.9% 2nd half: 16-28 57.1% Game: 31-60 51.7% Deadball
 3FG % 1st Half: 3-10 30.0% 2nd half: 3-8 37.5% Game: 6-18 33.3% Rebounds
 FT % 1st Half: 4-6 66.7% 2nd half: 13-16 81.3% Game: 17-22 77.3% 2

Officials: Bo Boroski, Kelly Pfeifer, Rob Riley
 Technical fouls: Wisconsin-None. Iowa-None.
 Attendance: 11563
 Fouled Out - Wisconsin: Pritzl (02:29), Happ (01:24)

Score by periods	1st	2nd	Total
Wisconsin	28	39	67
Iowa	37	48	85

Points	In	Off	2nd	Fast	Bench
WIS	42	14	6	2	13
IOWA	44	14	12	10	18

Last FG - WIS 2nd-00:27, IOWA 2nd-04:11.
 Largest lead - WIS None, IOWA by 22 2nd-04:42.
 WIS led for 00:00. IOWA led for 38:44. Game was tied for 01:16.

Score tied - 0 times.
 Lead changed - 0 times.



2017-18 IOWA HAWKEYES



#0
AHMAD WAGNER
F, 6-7, 235, Jr.



#1
MAISHE DAILEY
G, 6-7, 195, So.



#2
JACK NUNGE
F, 6-11, 225, Fr.



#3
JORDAN BOHANNON
G, 6-0, 180, So.



#4
ISAIAH MOSS
G, 6-5, 205, RS-So.



#5
TYLER COOK
F, 6-9, 255, So.




#11
CHARLIE ROSE
G, 6-4, 190, Sr.



#13
AUSTIN ASH
G, 6-2, 160, Fr.



#15
RYAN KRIENER
F, 6-9, 250, So.



#20
RILEY TILL
F, 6-7, 200, RS-Fr.



#24
BRADY ELLINGSON
G, 6-4, 196, RS-Jr.



#25
DOM UHL
F, 6-9, 220, Sr.



#30
CONNOR MCCAFFERY
G, 6-5, 200, Fr.



#35
CORDELL PEMSL
F, 6-8, 240, So.



#51
NICHOLAS BAER
F, 6-7, 210, RS-Jr.



#55
LUKA GARZA
F, 6-11, 235, Fr.



FRAN MCCAFFERY
Head Coach



KIRK SPERAW
Assistant Coach



SHERMAN DILLARD
Assistant Coach



ANDREW FRANCIS
Assistant Coach

IOWA HAWKEYE BASKETBALL
Iowa Combined Team Statistics (as of Jan 23, 2018)
Conference games only

RECORD:	OVERALL	HOME	AWAY	NEUTRAL
ALL GAMES	2-7	1-4	1-3	0-0
CONFERENCE	2-7	1-4	1-3	0-0
NON-CONFERENCE	0-0	0-0	0-0	0-0

##	Player	gp-gs	min	avg	Total		3-Point		F-Throw		Rebounds				pf	dq	a	to	blk	stl	pts	avg
					fg-fga	fg%	3fg-fga	3fg%	ft-fa	ft%	off	def	tot	avg								
05	Cook, Tyler	9-9	254	28.2	56-108	.519	1-2	.500	32-47	.681	24	41	65	7.2	20	1	12	28	4	10	145	16.1
03	Bohannon, Jordan	9-9	311	34.6	41-101	.406	26-64	.406	25-26	.962	0	20	20	2.2	19	0	48	27	0	6	133	14.8
55	Garza, Luka	9-8	193	21.4	37-62	.597	4-11	.364	24-33	.727	25	31	56	6.2	18	0	7	10	6	4	102	11.3
04	Moss, Isaiah	9-9	224	24.9	33-84	.393	10-28	.357	9-11	.818	3	17	20	2.2	7	0	19	12	3	6	85	9.4
51	Baer, Nicholas	9-8	222	24.7	22-51	.431	11-31	.355	4-8	.500	20	23	43	4.8	22	1	14	10	12	6	59	6.6
35	Pemsl, Cordell	9-0	164	18.2	14-26	.538	0-0	.000	14-19	.737	7	33	40	4.4	19	0	9	15	2	1	42	4.7
24	Ellingson, Brady	7-0	78	11.1	11-23	.478	4-6	.667	1-2	.500	0	3	3	0.4	2	0	8	4	1	1	27	3.9
01	Dailey, Maishe	9-0	147	16.3	12-36	.333	5-14	.357	2-10	.200	1	23	24	2.7	1	0	18	7	1	1	31	3.4
02	Nunge, Jack	9-2	87	9.7	9-21	.429	3-9	.333	2-2	1.000	4	10	14	1.6	14	0	5	7	5	4	23	2.6
15	Kriener, Ryan	6-0	47	7.8	6-11	.545	1-1	1.000	1-2	.500	7	5	12	2.0	7	0	4	3	3	2	14	2.3
11	Rose, Charlie	1-0	0	0.0	1-1	1.000	0-0	.000	0-0	.000	0	0	0	0.0	0	0	0	0	0	0	2	2.0
00	Wagner, Ahmad	9-0	83	9.2	5-14	.357	0-2	.000	1-4	.250	8	3	11	1.2	14	0	2	4	0	1	11	1.2
25	Uhl, Dom	3-0	13	4.3	1-3	.333	0-0	.000	0-0	.000	0	2	2	0.7	2	0	1	2	0	0	2	0.7
20	Till, Riley	1-0	2	2.0	0-0	.000	0-0	.000	0-0	.000	0	0	0	0.0	0	0	0	0	0	0	0	0.0
Team											15	8	23		2		4					
Total.....		9	1825		248-541	.458	65-168	.387	115-164	.701	114	219	333	37.0	147	2	147	133	37	42	676	75.1
Opponents.....		9	1824		276-565	.488	87-203	.429	104-144	.722	91	204	295	32.8	173	7	164	98	29	60	743	82.6

TEAM STATISTICS	IOWA	OPP	Date	Opponent	Score	Att.
SCORING	676	743	*	12/02/17	PENN STATE	L 73-77 12805
Points per game	75.1	82.6	*	12/04/17	at Indiana	L 64-77 17222
Scoring margin	-7.4	-	*	01/02/18	MICHIGAN	L 68-75 11363
FIELD GOALS-ATT	248-541	276-565	*	01/04/18	OHIO STATE	L 81-92 10933
Field goal pct	.458	.488	*	01/07/18	at Maryland	L 73-91 13352
3 POINT FG-ATT	65-168	87-203	*	01/11/18	at Illinois	Wot 104-97 11326
3-point FG pct	.387	.429	*	01/17/18	at Rutgers	L 64-80 4002
3-pt FG made per game	7.2	9.7	*	01/20/18	PURDUE	L 64-87 14822
FREE THROWS-ATT	115-164	104-144	*	01/23/18	WISCONSIN	W 85-67 11563
Free throw pct	.701	.722	# = Cayman Islands Classic, George Town, Cayman Islands			
F-Throws made per game	12.8	11.6	% = The Hy-Vee Classic, Des Moines, Iowa			
REBOUNDS	333	295	+ = Played in Sioux Falls, South Dakota			
Rebounds per game	37.0	32.8	^ = Big Ten Tournament, New York City			
Rebounding margin	+4.2	-	* = Conference game			
ASSISTS	147	164				
Assists per game	16.3	18.2				
TURNOVERS	133	98				
Turnovers per game	14.8	10.9				
Turnover margin	-3.9	-				
Assist/turnover ratio	1.1	1.7				
STEALS	42	60				
Steals per game	4.7	6.7				
BLOCKS	37	29				
Blocks per game	4.1	3.2				
ATTENDANCE	61486	45902				
Home games-Avg/Game	5-12297	4-11476				
Neutral site-Avg/Game	-	0-0				

Score by Periods	1st	2nd	OT	Totals
Iowa	294	368	14	676
Opponents	393	343	7	743

IOWA HAWKEYE BASKETBALL
Iowa Combined Team Statistics (as of Jan 23, 2018)
All games

RECORD:	OVERALL	HOME	AWAY	NEUTRAL
ALL GAMES	11-11	7-4	1-5	3-2
CONFERENCE	2-7	1-4	1-3	0-0
NON-CONFERENCE	9-4	6-0	0-2	3-2

			Total				3-Point		F-Throw		Rebounds															
##	Player	gp-gs	min	avg	fg-fga	fg%	3fg-fga	3fg%	ft-fa	ft%	off	def	tot	avg	pf	dq	a	to	blk	stl	pts	avg				
05	Cook, Tyler	22-22	572	26.0	119-211	.564	1-6	.167	83-120	.692	48	95	143	6.5	54	2	33	54	14	14	322	14.6				
03	Bohannon, Jordan	22-22	679	30.9	90-215	.419	59-139	.424	53-60	.883	3	46	49	2.2	38	0	112	48	0	12	292	13.3				
04	Moss, Isaiah	22-22	532	24.2	91-216	.421	35-94	.372	33-38	.868	7	39	46	2.1	31	0	44	31	5	17	250	11.4				
55	Garza, Luka	22-15	430	19.5	87-148	.588	9-24	.375	63-98	.643	55	94	149	6.8	46	0	23	24	27	10	246	11.2				
51	Baer, Nicholas	16-13	352	22.0	38-94	.404	17-53	.321	6-13	.462	36	50	86	5.4	35	1	26	20	15	18	99	6.2				
02	Nunge, Jack	22-9	345	15.7	48-94	.511	13-37	.351	25-35	.714	19	41	60	2.7	29	0	24	22	18	16	134	6.1				
35	Pemsl, Cordell	21-0	367	17.5	43-80	.538	0-0	.000	35-54	.648	32	82	114	5.4	35	0	35	30	9	4	121	5.8				
01	Dailey, Maishe	22-0	355	16.1	40-94	.426	20-48	.417	17-29	.586	5	45	50	2.3	5	0	36	15	1	4	117	5.3				
24	Ellingson, Brady	20-1	251	12.6	28-68	.412	15-38	.395	2-4	.500	0	16	16	0.8	5	0	27	13	2	7	73	3.7				
15	Kriener, Ryan	19-0	206	10.8	27-52	.519	2-6	.333	4-10	.400	16	25	41	2.2	32	1	23	16	7	10	60	3.2				
30	McCaffery, Connor	4-0	53	13.3	2-3	.667	1-2	.500	3-4	.750	0	4	4	1.0	2	0	7	4	0	2	8	2.0				
00	Wagner, Ahmad	20-6	201	10.1	14-32	.438	2-6	.333	5-14	.357	19	20	39	2.0	28	0	15	14	2	5	35	1.8				
11	Rose, Charlie	7-0	14	2.0	3-6	.500	0-3	.000	0-0	.000	1	2	3	0.4	1	0	2	2	0	0	6	0.9				
25	Uhl, Dom	11-0	46	4.2	2-6	.333	0-1	.000	1-4	.250	2	9	11	1.0	4	0	3	6	2	0	5	0.5				
20	Till, Riley	8-0	22	2.8	1-5	.200	0-4	.000	0-0	.000	0	1	1	0.1	2	0	0	1	0	2	2	0.3				
Team											27	34	61		3		5									
Total.....		22	4425		633-1324	.478	174-461	.377	330-483	.683	270	603	873	39.7	350	4	410	305	102	121	1770	80.5				
Opponents.....		22	4424		623-1395	.447	179-501	.357	256-356	.719	232	502	734	33.4	442	10	342	262	58	157	1681	76.4				

TEAM STATISTICS	IOWA	OPP	Date	Opponent	Score	Att.
SCORING	1770	1681	11/10/17	CHICAGO STATE	w 95-62	12100
Points per game	80.5	76.4	11/12/17	ALABAMA STATE	w 92-58	11637
Scoring margin	+4.0	-	11/16/17	GRAMBLING STATE	w 85-74	10540
FIELD GOALS-ATT	633-1324	623-1395	# 11/20/17	vs Louisiana	L 71-80	1200
Field goal pct	.478	.447	# 11/21/17	vs South Dakota State	L 72-80	1275
3 POINT FG-ATT	174-461	179-501	11/22/17	vs UAB	w 95-85	1020
3-point FG pct	.377	.357	11/28/17	at Virginia Tech	L 55-79	7101
3-pt FG made per game	7.9	8.1	* 12/02/17	PENN STATE	L 73-77	12805
FREE THROWS-ATT	330-483	256-356	* 12/04/17	at Indiana	L 64-77	17222
Free throw pct	.683	.719	12/07/17	at Iowa State	L 78-84	14384
F-Throws made per game	15.0	11.6	12/10/17	SOUTHERN	w 91-60	11397
REBOUNDS	873	734	% 12/16/17	vs Drake	w 90-64	13828
Rebounds per game	39.7	33.4	12/19/17	SOUTHERN UTAH	w 92-64	10220
Rebounding margin	+6.3	-	+ 12/22/17	vs Colorado	w 80-73	3250
ASSISTS	410	342	12/29/17	NORTHERN ILLINOIS	w 98-75	14665
Assists per game	18.6	15.5	* 01/02/18	MICHIGAN	L 68-75	11363
TURNOVERS	305	262	* 01/04/18	OHIO STATE	L 81-92	10933
Turnovers per game	13.9	11.9	* 01/07/18	at Maryland	L 73-91	13352
Turnover margin	-2.0	-	* 01/11/18	at Illinois	Wot 104-97	11326
Assist/turnover ratio	1.3	1.3	* 01/17/18	at Rutgers	L 64-80	4002
STEALS	121	157	* 01/20/18	PURDUE	L 64-87	14822
Steals per game	5.5	7.1	* 01/23/18	WISCONSIN	w 85-67	11563
BLOCKS	102	58				
Blocks per game	4.6	2.6				
ATTENDANCE	132045	87960				
Home games-Avg/Game	11-12004	6-11231				
Neutral site-Avg/Game	-	5-4115				

= Cayman Islands Classic, George Town, Cayman Islands
 % = The Hy-Vee Classic, Des Moines, Iowa
 + = Played in Sioux Falls, South Dakota
 ^ = Big Ten Tournament, New York City
 * = Conference game

Score by Periods	1st	2nd	OT	Totals
Iowa	834	922	14	1770
Opponents	819	855	7	1681