

IOWA TRACK & FIELD 2017

22 Olympians
13 NCAA Champions
244 All-American Honors
285 Big Ten Champions
439 Academic All-Big Ten Honors



iowaxctf



@iowaxc_tf



iowaxctf

February 15, 2017

TRACK AND FIELD CONTACT: JACK ROSSI | EMAIL: JACK-ROSSI@UIOWA.EDU | Phone: 319-335-9411 | hawkeyesports.com

2017 IOWA TRACK & FIELD INDOOR SCHEDULE

Date	Meet
Jan. 6-7	Border Battle (Iowa City, Iowa)
Jan. 14	Hawkeye Invitational (Iowa City, Iowa)
Jan. 20-21	Larry Wiczorek Invite (Iowa City, Iowa)
Jan. 27-28	Black & Gold Premier (Iowa City, Iowa)
Feb. 3-4	Meyo Invitational (South Bend, Ind.)
Feb. 10	Iowa State Classic (Ames, Iowa)
Feb. 11	Tyson Invitational (Fayetteville, Ark.)
Feb. 17	Iowa Open (Iowa City, Iowa)
Feb. 26-27	Big Ten Championships (Geneva, Ohio)
Mar. 11-12	NCAA Championships

IOWA COACHING STAFF

Joey Woody	Director of Track & Field
Randy Hasenbank	Associate Head Cross Country
.....	Assistant Track & Field Coach
Clive Roberts	Associate Head Coach
Jason Wakenight	Assistant Coach
.....	Director of Recruiting
Andrew Dubs	Assistant Coach
Kate See	Director of Operations

THIS WEEK

The University of Iowa track and field team hosts its final home meet of the indoor season Saturday, Feb. 18, beginning at 11 a.m. (CT). The Hawkeyes are also sending a group to South Bend, Indiana, for the Alex Wilson Invitational.

FOLLOW ALONG

Live results will be available through the team's schedule page on hawkeyesports.com.

HAWKEYES ENTER NATIONAL POLL

The University of Iowa men's track and field team entered the U.S. Track & Field and Cross Country Coaches Association (USTFCCCA) National Team Computer Rankings at No. 16. The Hawkeyes improved 16 spots in the latest poll to a program-best 16th following their performances at the Iowa State Classic and Tyson Invitational.

HARRIS' 2 SCHOOL RECORDS

At the Tyson Invitational in Fayetteville, Arkansas, sophomore Mar'yea Harris made history by being a part of two school records. Harris set the school record in the 400-meters with a time of 46.39 to place second in the Big Ten and 13th in the country. In the following 4x400-meter relay, Harris ran the final leg in a record-setting relay that finished in 3:05.62 to surpass Iowa's previous record that stood since 2011. Harris' split in the final leg was 44.98 seconds.

MEN'S 4X400M RELAY REIGNS SUPREME

At the Tyson Invitational held in Arkansas from Feb. 10-11, the Iowa men's 4x400-meter relay team of freshman Emmanuel Ogwo, sophomore Collin Hofacker, sophomore DeJuan Frye, and sophomore Mar'yea Harris shattered the school record. The group posted a time of 3:05.62, besting the previous time set by Patrick Richards, Ethan Holmes, Steven Willey, and Erik Sowinski by over a second.

SCHOOL RECORD HOLDERS TIGHTEN GRIP

The Hawkeyes had two school-records extended by current record holders over the weekend. Senior Aaron Mallett and junior Jahisha Thomas both bested their previous records. Mallett ran in the men's 60-meter hurdles, notching a time of 7.64 seconds to beat his previous career-best time of 7.69 seconds. Thomas extended her previous best in the women's long jump, jumping 6.39m. Her previous personal best was 6.21m.



FRESHMEN SEASON LEADERS

Through the first six meets of the season, seven Hawkeye freshmen lead the team in their respective events: Tysen VanDraska (1,000-meters), Antonio Woodard (200-meters), Akinshe Calica-Hill (triple jump), Tia Saunders (800-meters), Aubrianna Lantrip (high jump), Laulauga Tausaga (shot put), and Jenny Kimbro (pentathlon). In addition, six freshmen have entered Iowa's all-time list on nine different events-- Kimbro (pentathlon/3rd, 60H/7th, long jump/6th), Warhman (pentathlon/8th, triple jump/7th), Lantrip (high jump/10th), Schilb (triple jump/9th), Hammond (shot put/7th), and Tausaga (shot put/5th).

BIG TEN LEADERS

Iowa has 8 events that rank in the top three in the Big Ten:

- Senior Aaron Mallett, 1st, 60-meter hurdles (7.75)
- Sophomore O'Shea Wilson, 1st, long jump (7.86m)
- The relay team of sophomore Mar'yea Harris, freshman Emmanuel Ogwo, sophomore DeJuan Frye, and sophomore Collin Hofacker, 1st, 4x400m Relay (3:05.62)
- Junior Jahisha Thomas, 1st, long jump (6.39m)
- Harris, 2nd, 400-meters (46.39)
- Junior Brittany Brown, 3rd, 60-meters (7.39).
- Junior Carter Lilly, 3rd, 800m (1:47.33)
- Sophomore Chris Douglas, 3rd, 60-meter hurdles (7.87)

IN LINE FOR NCAAS

If the regular season ended this week, the following Hawkeyes would qualify for the NCAA Championships in College Station, Texas, by ranking in the top 16 nationally-- Carter Lilly (800m), Aaron Mallett (60H), Collin Hofacker, Emmanuel Ogwo, DeJuan Frye, Mar'yea Harris (4x400m Relay), Harris (400m), O'Shea Wilson (Long Jump), Jahisha Thomas (Long Jump)

JANUARY BY THE NUMBERS

During Iowa's four-meet homestand, the team spent 50 hours competing, set three facility records, 101 personal bests, captured 38 event titles, and ran almost 100,000 meters on their new track.

NEXT ON THE BLOCK

The Hawkeyes head to the Spirit Institute in Geneva, Ohio, for the Big Ten Championships. The meet runs from Feb. 24-25.

2017 INDOOR SEASON LEADERS

MEN

60 Meters	Christian Brissett	6.74
60-Meter Hurdles	Aaron Mallett	* 7.64
200 Meters	Antonio Woodard	21.35
400 Meters	Mar'yea Harris	* 46.39
600 Meters	Carter Lilly	1:17.20
800 Meters	Carter Lilly	* 1:47.33
1,000 Meters	Tysen VanDraska	2:28.29
Mile	Adam Jones	4:04.28
3,000 Meters	Adam Jones	8:21.49
5,000 Meters	Bailey Hesse-Withbroe	14:48.04
1,600-Meter Relay	Ogwo, Hofacker, Frye, Harris	* 3:05.62
Dist. Medley Relay	Cooley, Guier, Mylenek, Murphy	10:07.87
High Jump	Peter Andreano	6-6 3/4 (2.00m)
Pole Vault	Andy Jatis	16-4 3/4 (5.00m)
Long Jump	O'Shea Wilson	25-9 1/2 (7.86m)
Triple Jump	Akinshe Calica-Hill	48-2 1/2 (14.69m)
Shot Put	Avery Meyers	61-4 1/4 (18.70m)
Weight Throw	Reno Tuufuli	56-2 1/2 (17.13m)
Discus	Reno Tuufuli	176-9 (53.87m)
Heptathlon	William Dougherty	* 5,386 points

WOMEN

60 Meters	Brittany Brown	7.39
60-Meter Hurdles	Jahisha Thomas	8.35
200 Meters	Brittany Brown	23.75
400 Meters	Alexis Hernandez	54.31
600 Meters	Alexis Hernandez	1:33.55
800 Meters	Tia Saunders	2:13.11
1,000 Meters	Tess Wilberding	2:53.74
Mile	Tess Wilberding	4:54.16
3,000 Meters	Tess Wilberding	9:39.87
5,000 Meters	Andrea Shine	16:49.23
1,600-Meter Relay	Hernandez, Brown, Guillory, Buss	3:41.07
Dist. Medley Relay	Espinosa, Weber, Gibbs, Eastman	12:53.60
High Jump	Aubrianna Lantrip	5-7 1/4 (1.71m)
Pole Vault	Amy Smith	11-9 3/4 (3.60m)
Long Jump	Jahisha Thomas	* 20-11 3/4 (6.39m)
Triple Jump	T. Seawater-Simmons	42-1 1/4 (12.83m)
Shot Put	Laulauga Tausaga	47-10 1/2 (14.59m)
Weight Throw	Leah Colbert	55-3 1/2 (16.85m)
Discus	Lindsay Herra	154-3 (47.03m)
Pentathlon	Jenny Kimbro	3,715 points

* -- school record

INDOOR ALL-TIME TOP TEN PERFORMERS



Justin Austin



Rodney Chambers



Jim Costello



Troy Doris



William Dougherty



DeJuan Frye



Bill Hansen

60 Meters

- Justin Austin, 2011 6.69
- Vinnie Saucer, Jr., 20166.70**
- Kurt Felix, 1999..... 6.73
Tevin-Cee Mincy, 2014 6.73
- Josh Larney, 2013 6.74
Christian Brissett, 20176.74
- Troy Doris, 2012 6.75
- O'Shea Wilson, 2016.....6.76**
- Jacob Gourley, 2017.....6.77**
- Tony Branch, 1999 6.78

60-Meter Hurdles

- Aaron Mallett, 2017.....7.64**
- Jordan Mullen, 2013..... 7.70
- Ethan Holmes, 2013 7.82
- Dion Trowers, 1997 7.87
Chris Douglas, 20177.87
- Russell Peterson, 2004 7.97
- Dan Davis, 2012..... 8.02
- DeRocco Reed, 2000..... 8.03
Keith Brown, 2015 8.03
- Torrey Campbell, 2012 8.09

200 Meters

- Justin Austin, 2011 20.80
- Anthuan Maybank, 1993 21.11
- Bashir Yamini, 1999 21.19
- James Harrington, 2014 21.21
- Ethan Holmes, 2013 21.23
- Tim Dodge, 2000 21.26
- Paul Chaney, Jr., 2009 21.34
- George Page, 1997 21.35
Antonio Woodard, 2017.....21.35
- Zach Digney, 2004 21.39

400 Meters

- Mar'yea Harris, 201746.39**
- Steven Willey, 2010 46.75
- Terrence Duckett, 1984 46.81
- Andre Morris, 1995 47.15
- Monte Raymond, 1998..... 47.18
- Anthuan Maybank, 1990 47.25
- Patrick Richards, 2011 47.35
- Emmanuel Ogwo, 201747.39**
- Juan Coleman, 2002 47.40
- DeJuan Frye, 201647.45**

600 Meters

- Erik Sowinski, 2012..... 1:16.91
- Carter Lilly, 20171:17.20**
- Will Teubel, 20161:17.55**
- Steven Willey, 2011 1:17.94
- Keaton Rickels, 2012 1:18.19
- Pat McGhee, 1988..... 1:18.30
- Ryan Weir, 2013 1:18.62
- Chris Barton, 2011..... 1:18.75
Brennan Davey, 2014..... 1:18.75
- Neil Flattery, 2014 1:18.78

800 Meters

- Carter Lilly, 20171:47.33**
- Erik Sowinski, 2012..... 1:47.62
- Will Teubel, 20161:47.74**
- Pavlo Hutsalyuk, 2016 1:48.97
- Ryan Weir, 2013 1:49.11
- Adam Hairston, 2010..... 1:49.26
- Nathan Prom, 2013 1:49.29
- Nick Kuczvara, 2010 1:49.59
- Anthony Chaidez, 20171:50.75**
- Dave Novotny, 1996 1:51.27

Mile

- Jeff Thode, 2011 3:58.72
- Ed DeLashmutt, 1981 4:04.01
- Adam Jones, 2017.....4:04.28**
- Larry Wieczorek, 1968..... 4:04.40
- Michael Melchert, 2016.....4:05.37**
- John Clark, 1972 4:05.94
- Ben Witt, 2014 4:07.08
- Adam Thomas, 2002 4:07.13
- Kevin Herd, 1992 4:07.26
- Jesse Luciano, 2009 4:07.29

3,000 Meters

- Kevin Lewis, 2015 7:57.06
- Jeff Thode, 2011 8:00.38
- Micah VanDenend, 2006 8:00.81
- Michael Melchert, 2016.....8:08.57**
- Eric MacTaggart, 2006 8:08.79
- Stetson Steele, 2000..... 8:09.54
- Ben Witt, 2015 8:10.97
- Dan Haut, 2005 8:11.36
- Kevin Herd, 1994 8:11.51
- Nick Holmes, 2010 8:15.48

5,000 Meters

- Kevin Lewis, 2015 13:43.70
- Micah VanDenend, 2007 13:56.46
- Stetson Steele, 2000..... 14:00.52
- Dan Haut, 2006 14:06.16
- Eric MacTaggart, 2006 14:13.41
- Jeff Thode, 2011 14:16.00
- Matt Esche, 2004..... 14:18.43
- Jeff Kent, 2007..... 14:18.86
- Jesse Luciano, 2009 14:20.99
- Nick Nordheim, 2002 14:22.99




Mar'yea Harris



John Hickey



Colin Hofacker



Bill Knoedel



Kevin Lewis




Carter Lilly

INDOOR ALL-TIME TOP TEN PERFORMERS



Aaron Mallett



Anthuan Maybank



Emmanuel Ogwo



Nathan Prom



Keaton Rickels



Erik Sowinski



Todd Wigginton

Heptathlon

1. **William Dougherty, 2017 5,386 points**
2. Kyle Reid, 20135,354 points
3. Dan Rolling, 20105,205 points
4. Jack Eckert, 20155,188 points
5. Ryan Niver, 2008.....5,149 points
6. Frank Prill, 2010.....5,015 points
7. Scott Faber, 2000.....4,784 points
8. Cam Appleman, 1997.....4,685 points
9. Bobby Windauer, 2007.....4,644 points
10. Jacob Drewry, 19954,612 points

High Jump

1. Bill Knoedel, 1976..... 7-3 (2.21)
Bill Hansen, 1978..... 7-3 (2.21)
3. Scott Hudek, 1993 7-0 1/2 (2.15)
Kevin Spejcher, 2015 7-0 1/2 (2.15)
5. Pat Meade, 1987 7-0 1/4 (2.14)
6. Mike Lacy, 1984..... 7-0 (2.13)
7. M. Cunningham, 1984.. 6-11 1/4 (2.11)
8. Jeffery Herron, 2010..... 6-11 (2.11)
Peter Hlavin, 1980 6-11 (2.11)
Brandon Oest, 2010 6-11 (2.11)
Dan Rolling, 2008 6-11 (2.11)
Graham Valdes, 2010 6-11 (2.11)
Peter Andreano, 2016..... 6-11 (2.11)

Pole Vault

1. Todd Wigginton, 1984 17-1 (5.21)
2. Dave Nielsen, 1975..... 16-10 (5.13)
3. Kyle Reid, 2013 16-6 3/4 (5.05)
4. Curt Brock, 1979..... 16-6 (5.03)
5. Alex Zona, 2010..... 16-4 3/4 (5.00)
Andy Jatis, 2017..... 16-4 3/4 (5.00)
7. Phil Wertman, 1971 16-4 (4.98)
8. Jeff Raymond, 2008..... 16-2 (4.93)
9. John Teffer, 1972 16-1 (4.90)
10. **Josh Pelock, 2017.....15-11 (4.85)**

Long Jump

1. Anthuan Maybank, 1992. 26-5 1/2 (8.06)
2. Bashir Yamini, 1998 26-0 1/4 (7.93)
3. **O'Shea Wilson, 2017 25-9 1/2 (7.86)**
4. Darren Smith, 1991 25-2 (7.67)
5. Paul Jones, 1990..... 24-11 1/4 (7.60)
6. Josh Larney, 2013 24-10 (7.57)
7. Ronnie McCoy, 1984..... 24-9 (7.54)
8. Matty Gorman, 2006 24-8 1/2 (7.53)
9. Charles Jones, 1980..... 24-8 1/4 (7.52)
10. Quinn Early, 1986 24-7 1/4 (7.50)

Triple Jump

1. Troy Doris, 2011 54-0 (16.46)
2. Babatunde Amosu, 2015. 52-8 3/4 (16.07)
3. Paul Jones, 1990..... 52-1 1/4 (15.88)
Klyvens Delaunay, 2014.. 52-1 1/4 (15.88)
5. Mike Lacy, 1983 49-0 (14.93)
6. Owen Gill, 1982 48-10 3/4 (14.90)
7. Josh Bean, 2009 48-10 (14.88)
8. David Nsabua, 2013 48-9 (14.86)
9. Kerry Dean, Jr., 2016... 48-8 1/4 (14.84)
10. Gordon Finch, 1988.... 48-3 3/4 (14.72)

Shot Put

1. John Hickey, 2009..... 63-0 (19.20)
2. Jeremy Allen, 2001 ... 62-10 1/2 (19.16)
3. **Avery Meyers, 2017 .. 61-4 1/4 (18.70)**
4. Shane Maier, 2006..... 61-2 (18.64)
5. Gary Kostrubala, 1986. 60-10 3/4 (18.55)
6. Andy Banse, 2005..... 60-9 1/4 (18.52)
7. **Reno Tuufuli, 2016.... 60-8 3/4 (18.51)**
8. Ken Kemeny, 2004..... 60-0 1/2 (18.30)
9. Gabe Hull, 2014..... 59-3 (18.06)
10. Chris Gambol, 1987 59-0 (17.98)

Weight Throw

1. Jim Costello, 2002 69-4 3/4 (21.15)
2. Matt Banse, 2012 67-8 (20.62)
3. Arno van der Westhuizen,
2001 67-7 1/2 (20.61)
4. Adam Hamilton, 2007 66-9 1/4 (20.35)
5. Jeremy Allen, 2001 ... 65-10 1/4 (20.07)
6. Chris Voller, 2005..... 63-4 (19.30)
7. Ryan Lamparek, 2012..... 61-2(18.62)
8. Brad Daufeldt, 2004 ... 60-4 1/2 (18.40)
9. Gabe Hull, 2014..... 59-7 (18.16)
10. Ryan Jordan, 2008 59-0 (17.98)

1,600-Meter Relay

1. **Ogwo, Hofacker, Frye, Harris, 20173:05.62**
2. Richards, E. Holmes, Sowinski, Willey,
20113:06.66
3. Rozell, Davis, Raymond, Yamini, 19983:06.80
4. **Ogwo, Mallett, Frye, Harris, 2017.....3:07.08**
5. **Wolff, Ganschow, Lilly, Harris, 2016.....3:07.24**
6. Coleman, Faber, Strang, Peterson, 2002 ..3:07.44
7. **Wolff, B. Thompson, Ganschow,
Harris, 20163:07.58**
8. Richards, Sowinski, E. Holmes, Willey,
20113:07.84
9. Greer, Williams, Smith, Duckett, 1984.....3:08.14
10. Card, Coleman, Williamson, Dodge, 2001 3:08.21

3,200-Meter Relay

1. Cooke, Nie, Monsey, Chambers, 1990.....7:13.02
2. Corrigan, Blackman, Strozier, Chambers,
19897:29.00
3. English, Blackman, Strozier, Chambers,
19897:36.20
4. 19777:39.40
5. 19867:40.90
6. Bouske, Herd, Chambers, Koon, 19927:43.94
7. Bouska, Cook, White, Herd, 1992.....7:48.63
8. 19927:49.86
9. 19867:50.10
10. Roseman, Rerko, Novotny, Branigan,
19937:51.36

Distance Medley Relay

1. Prom, Rickels, Sowinski, Thode, 20129:45.41
2. 19999:46.83
3. 19779:48.80
4. 19789:49.70
5. Kuczwarra, Barton, Kuhlman, N. Holmes,
20109:51.05
6. Marchese, Varner, Hairston, Luciano,
20099:52.52
7. Paul, Varner, Hairston, Thode, 2010.....9:52.71
8. **Gardarsson, Ganschow, Hutsalyuk,
Melchert, 20169:52.97**
9. Prom, Richardson, Sowinski, Thode,
20119:57.44
10. Trainor, Faber, Cunningham, Allen, 2002..9:58.14

INDOOR ALL-TIME TOP TEN PERFORMERS



Kineke Alexander



Meghan Armstrong



Brittany Brown



Tracy Dahl



Nicole Erickson



Karesa Farley



Ashlyn Gulvas

60 Meters

1. Lake Kwaza, 20167.33
2. **Brittany Brown, 20177.39**
3. Elaine Jones, 19837.43
4. Peaches Roach, 20057.45
5. Shellene Williams, 20047.50
6. **Briana Guillory, 20177.51**
7. Jiselle Providence, 20027.52
8. Rhonda-Kaye Trusty, 20107.55
Erin Jones, 20117.55
Raven Moore, 20137.55

60-Meter Hurdles

1. Karesa Farley, 20098.21
2. Tiffany Johnson, 20068.33
3. **Jahisha Thomas, 20178.35**
4. Paula Ruen, 19988.39
5. Sarah Steffen, 20028.45
Renee White, 20088.45
7. **Jenny Kimbro, 20178.54**
8. Colleen Prendergast, 20008.57
9. Tammilee Kerr, 20088.60
10. **Heaven Chandler, 20178.61**

200 Meters

1. Kineke Alexander, 200623.49
2. Lake Kwaza, 201623.54
3. Shellene Williams, 200423.62
4. **Brittany Brown, 201423.63**
5. Marlene Poole, 199423.66
Yolanda Hobbs, 199523.66
7. **Briana Guillory, 201623.69**
8. Erica Broomfield, 199823.81
9. Raven Moore, 201324.00
10. Erin Jones, 201124.01

400 Meters

1. Kineke Alexander, 200751.48
2. Elexis Guster, 201652.36
3. Ellen Grant, 199652.65
4. Shellene Williams, 200452.83
5. Ashley Liverpool, 201154.09
6. **Briana Guillory, 201654.24**
7. **Alexis Hernandez, 201754.31**
8. MonTayla Holder, 201554.32
9. Tiffany Hendricks, 201155.06
10. Marlene Poole, 199355.20

600 Yards

1. Senta Hawkins, 1987 1:21.06
2. Aisha Hume, 2004 1:21.74
3. Kay Stormo, 1982 1:22.49
4. Nicole Erickson, 2012 1:22.61
5. **Mahnee Watts, 2016 1:22.72**
6. Bethany Praska, 2009 1:23.12
7. Hannah Simonson, 2012 1:23.18
8. Chris Davenport, 1982 1:24.14
9. Kaitlyn Nelson, 2015 1:24.52
10. Sophia Poncè, 2007 1:24.55

600 Meters

1. Kineke Alexander, 2008 1:27.45
2. Bethany Praska, 2011 1:28.14
3. MonTayla Holder, 2016 1:29.35
4. **Mahnee Watts, 2016 1:30.41**
5. Senta Hawkins, 1987 1:30.77
6. Kaitlyn Nelson, 2013 1:31.44
7. Karen Layne, 1990 1:31.45
8. Nicole Erickson, 2012 1:31.71
9. Elexis Guster, 2016 1:32.04
10. Kay Stormo, 1982 1:32.30

800 Meters

1. Bethany Praska, 2011 2:05.01
2. Jeanne Kruckeberg, 1989 2:06.38
3. Michelle Lahann, 2004 2:06.83
4. Katharina Trost, 2014 2:07.38
5. **Mahnee Watts, 2014 2:08.79**
6. Adrienne Alexia, 2013 2:08.95
7. Briana Benning, 1996 2:09.22
8. Kaitlyn Nelson, 2013 2:09.58
9. MonTayla Holder, 2015 2:10.34
10. Kay Stormo, 1981 2:11.04

Mile

1. McKenzie Melander, 2011 4:39.78
2. Jeanne Kruckeberg, 1989 4:40.19
3. Meghan Armstrong, 2006 4:40.59
4. Lauren Hardesty, 2011 4:41.01
5. Tina Stec, 1994 4:42.63
6. Betsy Flood, 2010 4:42.70
7. Penny O'Brien, 1981 4:43.72
8. Diane Nukuri, 2007 4:46.25
9. Michelle Lahann, 2004 4:47.23
10. Amanda Hardesty, 2010 4:48.69

3,000 Meters

1. Tracy Dahl, 1993 9:15.57
2. Meghan Armstrong, 2008 9:17.50
3. Diane Nukuri, 2008 9:20.07
4. Betsy Flood, 2011 9:20.09
5. Nan Doak, 1982 9:21.60
6. Jenny Spangler, 1986 9:22.41
7. Mareike Schrulle, 2012 9:23.97
8. Brooke Eilers, 2012 9:27.92
9. McKenzie Melander, 2012 9:29.71
10. Krista Anderson, 2006 9:29.75



Lauren Hardesty



Senta Hawkins



Tiffany Hendricks



Tammilee Kerr



Lake Kwaza



Ashley Liverpool




McKenzie Melander

INDOOR ALL-TIME TOP TEN PERFORMERS



Diane Nukuri



Bethany Praska



Peaches Roach



Gail Smith



Jessie Strand



Jahisha Thomas



Renee White

5,000 Meters

1. Tracy Dahl, 1993 15:49.52
2. Nan Doak, 1985 15:55.45
3. Racheal Marchand, 2009.....15:55.70
4. Diane Nukuri, 2008..... 16:01.36
5. Jenny Spangler, 1982..... 16:08.74
6. Judy Parker, 1981 16:16.63
7. Betsy Flood, 2011..... 16:20.67
8. Jennifer Brower, 1992..... 16:22.19
9. Nikki Chapple, 2004..... 16:27.04
- 10.Mareike Schrulle, 2012..... 16:29.41

High Jump

1. Peaches Roach, 2005.....6-0 3/4 (1.85)
2. Mary Mol, 1983..... 6-0 (1.83)
3. Khanishah Williams, 20135-11 1/4 (1.81)
4. Becky Kaza, 1995.....5-9 3/4 (1.77)
5. Caleigh Bacchus, 2010.....5-9 1/4 (1.76)
6. Kristi Dinkla, 1985.....5-8 1/2 (1.74)
Kacey Childs, 2001.....5-8 1/2 (1.74)
8. Traci Claussen, 1987 5-8 (1.73)
9. Kathy Gillespie, 19835-7 3/4 (1.72)
- 10.Lynn McMillan, 19885-7 1/4 (1.71)
Tammilee Kerr, 2008.....5-7 1/4 (1.71)
Aubrianna Lantrip, 20175-7 1/4 (1.71)

Pole Vault

1. Jessie Strand, 200412-5 1/2 (3.80)
2. Sarah Burgett, 2007..... 11-10 (3.61)
- 3. Amy Smith, 201711-9 3/4 (3.60)**
4. Kirsten Weismantle, 2011 .11-5 3/4 (3.50)
5. Brittany Holst, 2013.....11-3 3/4 (3.45)
6. Katie Truedson, 2010.....10-11 3/4 (3.35)
7. Gina Shannon, 2001 10-6 (3.20)
8. Kacey Childs, 2001..... 9-0 (2.75)
9. Amy Kasparbauer, 2000..... 8-0 (2.44)

Long Jump

- 1. Jahisha Thomas, 201720-11 3/4 (6.39)**
2. Zinnia Miller, 2014.....20-4 1/4 (6.20)
3. Carisa Leacock, 201419-9 1/2 (6.03)
4. Lisa Moats, 1986 19-6 (5.95)
5. Cassidy Ellis, 2015.....19-5 1/2 (5.93)
- 6. Jenny Kimbro, 201719-3 1/2 (5.88m)**
7. Renee White, 2006.....19-3 1/4 (5.87)
8. Tiffany Johnson, 2007.....19-2 1/2 (5.85)
9. Davera Taylor, 198419-1 1/2 (5.83)
- 10.Yolanda Hobbs, 1993..... 19-1 (5.80)

Triple Jump

1. Renee White, 2008..... 42-4 (12.90)
- 2. T. Seawater-Simmons, 2017 42-1 1/4 (12.83)**
3. Tiffany Johnson, 2007.....41-3 3/4 (12.59)
4. Zinnia Miller, 2014.....41-2 1/2 (12.56)
- 5. Jahisha Thomas, 201741-6 1/2 (12.66)**
6. Carisa Leacock, 201240-5 1/2 (12.33)
- 7. Allison Wahrman, 2017 39-10 (12.14)**
8. Becki Borg, 1987..... 39-6 (12.04)
- 9. Hannah Schlib, 201739-5 3/4 (12.03)**
- 10.Lynn McMillan, 1988 38-2 (11.63)

Shot Put

1. Gail Smith, 1985 51-0 (15.54)
2. Lisa Van Steenwyk, 1993 . 50-5 1/4 (15.37)
3. Kamesha Marshall, 2005 . 49-2 1/4 (14.99)
4. Denise Taylor, 1992 48-9 (14.86)
- 5. Laulauga Tausaga, 2017 ..48-5 1/4 (14.76)**
6. Rachel Curry, 2013 48-2 1/2(14.69)
- 7. Erika Hammond, 201747-9 1/4 (14.56)**
8. Megan Maurer, 1995..... 47-5 3/4 (14.47)
9. Laura Kriener, 1990 47-5 (14.45)
Courtney Fritz, 2014..... 47-5 (14.45)

Weight Throw

1. Ashlyn Gulvas, 2013 63-6 (19.35)
2. Jasmine Simpson, 2013 ... 62-6 1/2 (19.06)
3. Annemie Smith, 2014..... 61-4 (18.69)
4. Kelsey Taylor, 2011 60-4 1/2 (18.40)
5. Majesty Tutson, 2011..... 58-4 (17.78)
6. Becca Franklin, 2007 58-3 1/4 (17.76)
7. Chelsea Colpitts, 2013 56-4 (17.17)
8. Erin O'Hern, 2008..... 56-3 (17.14)
- 9. Leah Colbert, 2017.....55-3 1/2 (16.85)**
- 10.Mandy Chandler, 2009 54-4 1/2 (16.57)

Pentathlon

1. Tammilee Kerr, 2008.....3,974 points
2. Chris Davenport, 1983.....3,798 points
- 3. Jenny Kimbro, 2017 3,715 points**
4. Kamesha Marshall, 20053,701 points
5. Tiff Pedersen, 2004.....3,511 points
6. Sarah Ryan, 2013..... 3,472 points
7. Maureen Abel, 1979.....3,427 points
- 8. Allison Wahrman, 2017..... 3,421 points**
9. Zinnia Miller, 2012.....3,416 points
- 10.Heaven Chandler, 20173,411 points

1,600-Meter Relay

1. Holder, **Guillory, Hernandez**, Guster, 2016 3:32.93
2. Holder, Guster, **Hernandez**, Guillory, 2016..... 3:36.47
3. Liverpool, Hendricks, Praska, Erickson, 2011 3:36.97
4. Holder, **Hernandez**, Guster, **Guillory**, 2016 3:36.99
5. **Hernandez**, Holder, Guster, **Watts**, 2014..... 3:37.16
6. Liverpool, Hendricks, Erickson, Praska, 2011 3:37.58
7. Kwaza, Guster, Holder, **Watts**, 2015 3:37.84
8. Kwaza, Holder, **Watts**, Guster, 2015 3:38.56
9. Guster, Holder, **Watts**, **Hernandez**, 2014..... 3:38.62
- 10.Hendricks, Erickson, Praska, Liverpool, 2011 3:39.15

Distance Medley Relay

1. Armstrong, Alexander, L. Hardesty, Nukuri, 2008..... 11:20.11
2. Melander, Hendricks, L. Hardesty, Eilers, 2011 11:22.44
3. Stormo, Davenport, Williams, O'Brien, 1981 11:23.02
4. Melander, Praska, Hendricks, Flood, 2011 11:24.47
5. Flood, Hendricks, L. Hardesty, Melander, 2010..... 11:25.01
6. Melander, Hendricks, Flood, Marchand, 2009 11:27.34
7. Benning, Poole, Salsberry, Stec, 1994 11:28.03
8. Stormo, Davenport, Hayden, Doak, 1982..... 11:29.54
Armstrong, Granger, Stanley, K. Anderson, 2006 11:29.54
- 10.Lahann, Williams, Stanley, Arens, 2004..... 11:30.36