

# IOWA FINAL FOUR TEAMS

## 1954-55 (19-7 OVERALL, 11-3 BIG TEN)

This year's team won the Big Ten Championship and was Iowa's first NCAA tournament squad. The team won an outright conference title (11-3) before finishing fourth in the national tournament. Coach Bucky O'Connor's team became the first in Iowa history to average more than 80 points per game. Bill Logan led the Hawkeyes in scoring (15.9) and rebounding (11.0).


**Front (l to r):** Augie Martel, Bill Seaberg, Les Hawthorne. **Middle (l to r):** Sharm Scheuerman, McKinley Davis, Doug Duncan, Bill Logan, Bill Schoof, Carl Cain, Roy Johnson. **Back (l to r):** Coach Bucky O'Connor, Tom Choules, Frank Sebolt, John Liston, Richard Ritter, Bob George, Jerry Ridley, Carter Crookham, Mgr. Bill Holman.



## 1955-56 (20-6 OVERALL, 13-1 BIG TEN)

The "Fabulous Five" -- Carl Cain, Bill Logan, Sharm Scheuerman, Bill Schoof and Bill Seaburg -- were NCAA runners-up, dropping an 83-71 decision to No. 1-ranked San Francisco. Iowa lost its Big Ten opener before winning 13 consecutive games to take a second straight conference title. Cain was a first team all-American and Logan led the team in scoring and rebounding.

**Front (l to r):** Norman Paul, Gene Pitts, Tom Payne, Bob George, Bill Logan, Bill Schoof, Carl Cain, Sharm Scheuerman, Bill Seaberg. **Back (l to r):** Tom Rohovit, Augie Martel, Jim McConnell, Gregg Schroeder, Paul Rausch, Frank Sebolt, Carter Crookham, Les Hawthorne, Coach Bucky O'Connor.



## 1979-80 (23-10 OVERALL, 10-8 BIG TEN)

This Iowa squad did not win the Big Ten title, but the 1979-80 Hawkeyes recovered from a rash of mid-season injuries to become the third Iowa team to reach the NCAA Final Four. All-American Ronnie Lester averaged 14.7 points per game, despite missing 16 games with a knee injury.

**Front (l to r):** Sandy Blom, Ken Burmeister, Jim Rosborough, Lute Olson, Tony McAndrews, Wade Jones. **Middle (l to r):** K. Kevin Boyle, Mark Gannon, Mike Henry, Steve Waite, Steve Krafcsin, Mike Heller, Vince Brookins. **Back (l to r):** Randy Norton, Greg Boyle, Mike Arens, Jon Darsee, Bobby Hansen, Ronnie Lester, Kenny Arnold, Kirk Speraw, Tom Cummings.





## BIG TEN CHAMPIONS

**1922-23 (13-2 OVERALL, 11-1 BIG TEN)**

The 1922-23 team won the school's first-ever Big Ten title, with 11 victories in 12 league contests. A 23-21 loss at Indiana in the regular-season finale allowed Wisconsin (whom the Hawkeyes did not play) to tie for the title. Hector Janse became the first Hawkeye sophomore to make the all-Western Conference team.

**Front (l to r):** Jack Funk, Clarence Duhm, Wayland Hicks, James Laude, Ed Voltmer. **Back (l to r):** Dr. W.R. Fieseler, Bill Swenson, Robert Burgitt, Hector Janse, Richard McGovney, Paul Barton, Coach Sam Barry.

**1925-26 (12-5 OVERALL, 8-4 BIG TEN)**


Coach Sam Barry took a Hawkeye squad which was picked for last in the Big Ten and guided it to a four-way share of the league title. After a 2-4 start, the Big Ten's top defensive team (21.4 point average) won a then-conference record six straight games. Captain Charles McConnell was an all-league pick.

**Front (l to r):** Pops Harrison, Gamble, Ralph Hogan, Charles McConnell, George VanDeusen, Fred Lawson, Armstrong. **Back (l to r):** Coach Sam Barry, Gordon Phillips, Keel, Harold Miller, Swenson, Smith, Dr. W.R. Fieseler.

**1944-45 (17-1 OVERALL, 11-1 BIG TEN)**

Iowa's 1944-45 squad, under the direction of Coach Pops Harrison, won the school's first outright conference basketball championship. Brothers Herb and Clayton Wilkinson were first team all-conference selections. Herb Wilkinson and Dick Ives (the top scorer at 12.1 per game) combined to make five all-America teams.

**Front (l to r):** Bob Schulz, Clayton Wilkinson, Herbert Wilkinson, Ned Postels, Jack Spencer, Dick Ives, Murray Wier. **Back (l to r):** Coach Pops Harrison, Bruns, Cole, Selken, Dick Culber-son, Ed Marsh, Bob Wischmeier, Jim Graham, Cabalka, Jack Wishmier, Bob Tedesky.


**1967-68 (16-9 OVERALL, 10-4 BIG TEN)**

The 1967-68 team shared the Big Ten title with Ohio State after winning six of its first eight league battles. Coach Ralph Miller's team led the Big Ten race before dropping its final conference game to Michigan (72-71). All-American Sam Williams (25.3 points and 10.3 rebounds per game) was named Big Ten Most Valuable Player.

**Front (l to r):** Dick Jensen, Glenn Vidnovic, Sam Williams, Dick Agnew, Huston Breedlove, Tom Schulze. **Back (l to r):** Dave Arkovich, Frank Nelson, Chad Calabria, Rolly McGrath, Jim Hodge, Chris Phillips, Ron Norman, Dave White.



# BIG TEN CHAMPIONS



## 1969-70 (20-5 OVERALL, 14-0 BIG TEN)

The Iowa "Six Pack" ran its way to a perfect 14-0 league mark and set many scoring records. The 1969-70 Hawkeyes, who won 17 of their last 18 games, are still the highest scoring team in Big Ten history (102.9 points per game). Iowa scored over 100 points 12 times. Four players averaged over 17 points, led by John Johnson (27.6).


**Front (l to r):** Chad Calabria, Glenn Vidnovic, John Johnson, Dick Jensen, Ben McGilmer, Tom Schulze, Jim Hodge. **Back (l to r):** Gary Lusk, Joe Miranda, Lynn Rowat, Omar Hazley, Tom Miller, Ken Grabinski, George Conway, Fred Brown.



## 2000-01 (23-12 OVERALL, 7-9 BIG TEN)

Steve Alford's second Iowa team won four games in four days to claim the 2001 Big Ten Tournament championship at the United Center in Chicago. Reggie Evans was named Most Outstanding Player after averaging 16 points and 12.8 rebounds in the four games. Freshman Brody Boyd led Iowa with 22 points in the 63-61 championship game win over Indiana. Iowa led the Big Ten at the midway point in the regular season before injuries took their toll. Evans earned honorable mention all-American honors after leading the nation in rebounding, free throws, free throw attempts and scoring and rebounding double-doubles.

**Front (l to r):** Brian Jones, Sam Alford, Rich Walker, Steve Alford, Greg Lansing, Jerry Strom. **Second (l to r):** Kyle Galloway, Duez Henderson, Jason Smith, Dean Oliver, Luke Recker, Ryan Hogan, Brody Boyd. **Back (l to r):** Glen Worley, Reggie Evans, Jared Reiner, Sean Sonderleiter, Cortney Scott, Jon Beutjer, Rod Thompson.



## 1978-79 (20-8 OVERALL, 13-5 BIG TEN)

Lute Olson's lone Big Ten championship squad tied for the title with Purdue and NCAA champion Michigan State. Ronnie Lester, the leading scorer (18.7 points per game), was all-Big Ten and all-American. The 20 wins tied an Iowa season record and the 13 league victories still rank second in Hawkeye history.

**Front (l to r):** Greg Boyle, Dick Peth, Kirk Speraw, Ronnie Lester, Randy Norton, Tom Norman, Kenny Arnold. **Back (l to r):** Vince Brookins, William Mayfield, Steve Waite, Mike Henry, Steve Krafcsin, Kevin Boyle.



## 2005-06 (25-9, 11-5 BIG TEN)

Iowa's senior dominated team posted a 17-0 record in Carver-Hawkeye Arena and won the 2006 Big Ten Conference Tournament in Indianapolis. The 25 wins marked the second highest number in school history as the Hawkeyes posted a sixth consecutive winning season under Coach Steve Alford.


The Hawkeyes tied for second during the regular season, one game behind Ohio State, before defeating the Buckeyes in the title game of the post-season tournament. Senior guard Jeff Horner was named MVP of the Big Ten Tournament, while senior forward Greg Brunner was named to the all-tournament team.

**Front row (l to r):** Adam Haluska, Erik Hansen, Greg Brunner, Jeff Horner, Doug Thomas, Justin Wieck and Mike Henderson. **Second row (l to r):** Assistant Coach Brian Jones, Assistant Coach Greg Lansing, Associate Head Coach Craig Neal, Head Coach Steve Alford, Assistant Coach Rich Walker, Administrative Assistant Paul Weir and Basketball Administrator Jerry Strom. **Third row (l to r):** Dan Bohall, J.R. Angle, Alex Thompson, Seth Gorney, Kurt Looby, Ryan Kennedy, Carlton Reed, Brett Wessels and Tony Freeman.


# ALL-AMERICANS



**Fred Brown**



**Carl Cain**




**Chuck Darling**




**Dick Ives**



**John Johnson**




**Kevin Kunnert**




**Ronnie Lester**



**Don Nelson**



**Murray Wier**



**Herb Wilkinson**



**Sam Williams**



**Andre Woolridge**

## CONSENSUS ALL-AMERICANS

### FIRST TEAM

Murray Wier, 1948  
Chuck Darling, 1952

### SECOND TEAM

Dick Ives, 1945  
Herb Wilkinson, 1945

## ALL-AMERICANS

<b>1934</b>	Ben Selzer	CT (2nd), LD (2nd)
<b>1944</b>	Dave Danner	TSN (2nd)
	Dick Ives	CT (3rd), Pic (3rd)
<b>1945</b>	Dick Ives	Arg (1st), CT (2nd)
	Herb Wilkinson	Helms (1st), TSN (2nd), Arg (3rd)
<b>1946</b>	Herb Wilkinson	Helms (2nd), TSN (2nd)
	Dick Ives	True (3rd)
<b>1947</b>	Herb Wilkinson	Helms (2nd)
<b>1948</b>	Murray Wier	AP (1st), Helms (1st), SW (1st), RB (1st), True (2nd), CT (3rd)
<b>1952</b>	Chuck Darling	AP (1st), Col (1st), Helms (1st), INS (1st), Look (1st), UP (1st), Ath (2nd), CT (2nd)
	Bob Clifton	Look (3rd)
<b>1955</b>	Bill Seaberg	Helms (3rd)
<b>1956</b>	Carl Cain	CT (1st)
	Bill Logan	CT (2nd), Helms (2nd)
<b>1961</b>	Don Nelson	CT (2nd)
<b>1962</b>	Don Nelson	CT (2nd), AP (3rd), Helms (3rd), UP (3rd)
<b>1967</b>	Sam Williams	Helms (2nd)
<b>1968</b>	Sam Williams	Helms (1st), CT (2nd), AP (3rd)
<b>1970</b>	John Johnson	BN (1st), Helms (1st), Con (2nd), AP (3rd), UPI (3rd)
<b>1971</b>	Fred Brown	BN (1st), BW (1st), Helms (1st), Con (2nd), TSN (2nd), AP (3rd)
<b>1973</b>	Kevin Kunnert	Helms (1st)
<b>1979</b>	Ronnie Lester	CF (1st), AP (2nd), NABC (3rd), UPI (3rd)
<b>1980</b>	Ronnie Lester	CF (1st), TSN (2nd)
<b>1997</b>	Andre Woolridge	BT (1st), AP (3rd)
<b>2006</b>	Jeff Horner	AP (HM)
<b>2007</b>	Adam Haluska	AP (HM)

### Key to Abbreviations

AP -- Associated Press; **Arg** -- Argosy; **Ath** -- Athletic Publications; **BN** -- Basketball News; **BT** -- Basketball Times; **BW** -- Basketball Weekly; **CF** -- Citizens Foundation; **Col** -- Colliers; **Con** -- Converse; **CT** -- Converse-Taylor; **Helms** -- Helms Foundation; **INS** -- International News Service; **LD** -- Literary Digest; **Look** -- Look Magazine; **NABC** -- National Association of Basketball Coaches; **Pic** -- Pic Magazine; **RB** -- Radio Broadcasters; **SW** -- Sports Week; **True** -- True Magazine; **TSN** -- The Sporting News; **UP** -- United Press; **UPI** -- United Press International. Team is listed in parentheses (1st, 2nd or 3rd).





Adam Haluska earned honorable mention all-America recognition last season from the Associated Press after leading the Big Ten Conference in scoring.



# ALL-CONFERENCE | ALL-ACADEMIC

## ALL-TIME ALL-BIG TEN TEAM



Murray Wier (left) and Charles Darling (right) are members of the all-time all-Big Ten team. Wier (1948) and Darling (1952) also earned first team consensus all-America

## ALL-BIG TEN (FIRST TEAM ONLY)

1939	Ben Stephens	1967	Sam Williams
1942	Milt Kuhl	1968	Sam Williams
1944	Dave Danner	1970	John Johnson
1945	Herb Wilkinson	1971	Fred Brown
	Clayton Wilkinson	1978	Ronnie Lester
1946	Herb Wilkinson	1979	Ronnie Lester
1947	Herb Wilkinson	1981	Kevin Boyle
1948	Murray Wier	1985	Greg Stokes
1952	Charles Darling	1989	Ed Horton
1955	Bill Logan	1992	Acie Earl
1956	Bill Logan	1996	Jess Settles
	Carl Cain		Andre Woolridge
1959	Dave Gunther	1997	Andre Woolridge
1961	Don Nelson	2006	Greg Brunner
1962	Don Nelson	2007	Adam Haluska

## BIG TEN DEFENSIVE PLAYER OF THE YEAR

1992	Acie Earl
2006	Erek Hansen

## BIG TEN SIXTH MAN OF THE YEAR

2006	Doug Thomas
------	-------------

## BIG TEN FRESHMAN OF THE YEAR

1994	Jess Settles
------	--------------

## BIG TEN ALL-FRESHMAN TEAM

2007	Tyler Smith
------	-------------

## MOST OUTSTANDING PLAYER, BIG TEN TOURNAMENT

2001	Reggie Evans
2006	Jeff Horner

## ALL-TOURNAMENT TEAM, BIG TEN TOURNAMENT

2001	Reggie Evans (Most Outstanding Player)
2002	Luke Recker
	Reggie Evans
2006	Greg Brunner
	Jeff Horner (Most Outstanding Player)

## ACADEMIC ALL-BIG TEN

1968	Rolly McGrath
1969	Chad Calabria
1971	Ken Grabinski
	Gary Lusk
1972	Neil Fegebank
1976	Scott Thompson
	Cal Wulfsberg
1977	Cal Wulfsberg
1979	Steve Waite
1980	Steve Waite
1981	Steve Waite
1990	Brig Tubbs
1991	Brig Tubbs
1992	Jim O'Connor
1994	Nate Koch
1995	Nate Koch
	Jess Settles
1996	Jess Settles
1997	Jason Bauer
1998	Jason Bauer
	Ryan Luehrsmann
	Scott Rabenold
	Jess Settles
1999	Jason Bauer
	Josiah Bilskemper
	Jess Settles
	B.J. Terrones
	Jason Smith
	Bryce Peterson
2000	Kyle Galloway
	Jason Smith
2001	Kyle Galloway
	Luke Recker
	Jason Smith
2002	Luke Recker
	Jared Reiner
2003	Jared Reiner
2004	Greg Brunner
	Jared Reiner
	Kurt Spurgeon
2005	Greg Brunner
	Adam Haluska
2006	Greg Brunner
	Adam Haluska
	Jeff Horner
	Justin Wieck
2007	Adam Haluska
	Brett Wessels

## ACADEMIC ALL-AMERICAN OF THE YEAR

2007	Adam Haluska
------	--------------

## ACADEMIC ALL-AMERICA


1996	Jess Settles, second team
2001	Luke Recker, third team
2002	Luke Recker, third team
2005	Adam Haluska, All-District
2006	Greg Brunner, third team
	Adam Haluska, third team
2007	Adam Haluska, first team



**ADAM HALUSKA**  
Three-time Academic all-America,  
2005-2007  
Academic All-American of the  
Year, 2007  
First Team all-Big Ten, 2007



**GREG BRUNNER**  
Academic all-America, 2006  
First Team all-Big Ten, 2006





**JEFF HORNER**  
Big Ten Tournament Most  
Outstanding Player, 2006  
Academic all-Big Ten, 2006

# CHRIS STREET AWARD


The Chris Street Award, named in honor of former Hawkeye Chris Street, is presented annually to "A Hawkeye player who best exemplifies the spirit, enthusiasm and intensity of Chris Street." Street died in an auto accident January 19, 1993, midway through his junior year.



- 1993** Wade Lookingbill
- 1994** Jess Settles
- 1995** Jim Bartels
- 1996** Jess Settles
- 1997** Ryan Bowen  
John Streif, Trainer
- 1998** Darryl Moore
- 1999** Jason Bauer  
Jess Settles
- 2000** Ryan Luehrsmann  
Jason Price
- 2001** Dean Oliver
- 2002** Duez Henderson
- 2003** Jeff Horner
- 2004** Brody Boyd  
Greg Brunner
- 2005** Adam Haluska
- 2006** Adam Haluska
- 2007** **Tony Freeman**



Chris Street 1972-1993



Junior Tony Freeman was the recipient of the 2007 Chris Street Award.



# CHRIS STREET AWARD



**ADAM HALUSKA**  
2005, 06




**BRODY BOYD**  
2004



**GREG BRUNNER**  
2004




**TONY FREEMAN**  
2007



**JEFF HORNER**  
2003



**DUEZ HENDERSON**  
2002



**DEAN OLIVER**  
2001



**RYAN LUEHRMAN**  
2000



**JASON PRICE**  
2000



**JASON BAUER**  
1999



**DARRYL MOORE**  
1998



**RYAN BOWEN**  
1997



**JOHN STREIF**  
1997



**JESS SETTLES**  
1994, 1996 & 1999



**JIM BARTELS**  
1995



**WADE LOOKINGBILL**  
1993

# IOWA BASKETBALL M.V.P.'S


## IOWA'S THREE-TIME MVP'S



**Dave Gunther**  
1957, 1958, 1959




**Don Nelson**  
1960, 1961, 1962




**Ronnie Lester**  
1978, 1979, 1980



**Andre Woolridge**  
1995, 1996, 1997



**Roy Marble**  
1987, 1988, 1989




**Acie Earl**  
1991, 1992, 1993



**Jess Settles**  
1995, 1996, 1999



**Dean Oliver**  
1999, 2000, 2001



**Jeff Horner**  
2004, 2005, 2006



Adam Haluska was named Iowa's Most Valuable Player in 2007 after leading the Big Ten Conference in scoring and earning first team all-Big Ten recognition.

## EARNED CHICAGO TRIBUNE TROPHY AS BIG TEN MOST VALUABLE PLAYER

- 1948 Murray Wier
- 1952 Chuck Darling
- 1968 Sam Williams

## IOWA'S MVP'S

- 1946 Herb Wilkinson
- 1947 Murray Wier
- 1948 Murray Wier
- 1949 Charlie Mason
- 1950 Frank Calsbeek
- 1951 Frank Calsbeek
- 1952 Charles Darling
- 1953 Herb Thompson
- 1954 Carl Cain
- 1955 Bill Seaberg
- 1956 Carl Cain
- 1957 Dave Gunther
- 1958 Dave Gunther
- 1959 Dave Gunther
- 1960 Don Nelson
- 1961 Don Nelson
- 1962 Don Nelson

- 1963 Jerry Messick
- 1964 Jimmy Rodgers
- 1965 Jimmy Rodgers
- 1966 Dennis Pauling
- 1967 Gerry Jones
- 1968 Sam Williams
- 1969 John Johnson
- 1970 John Johnson
- 1971 Fred Brown
- 1972 Kevin Kunnert
- 1972 Rick Williams
- 1973 Kevin Kunnert
- 1974 Candy LaPrince
- 1975 Dan Frost
- 1976 Scott Thompson
- 1977 Bruce King
- 1978 Ronnie Lester

- 1979 Ronnie Lester
- 1980 Ronnie Lester
- 1981 Vince Brookings
- 1982 Kevin Boyle
- 1983 Bob Hansen
- 1984 Steve Carfino
- 1985 Greg Stokes
- 1985 Michael Payne
- 1986 Andre Banks
- 1987 Kevin Gamble
- 1987 Roy Marble
- 1988 B.J. Armstrong
- 1988 Bill Jones
- 1988 Roy Marble
- 1989 B.J. Armstrong
- 1989 Ed Horton
- 1989 Roy Marble
- 1990 Les Jepsen

- 1991 Acie Earl
- 1991 James Moses
- 1992 Acie Earl
- 1993 Acie Earl
- 1994 James Winters
- 1995 Jess Settles
- 1995 Andre Woolridge
- 1996 Russ Millard
- 1996 Jess Settles
- 1996 Andre Woolridge
- 1997 Andre Woolridge
- 1998 Ryan Bowen
- 1999 Kent McCausland
- 1999 Dean Oliver
- 1999 Jess Settles
- 2000 Jake Jaacks
- 2000 Dean Oliver

- 2001 Reggie Evans
- 2001 Dean Oliver
- 2002 Reggie Evans
- 2002 Luke Recker
- 2003 Chauncey Leslie
- 2004 Jeff Horner
- 2004 Pierre Pierce
- 2005 Greg Brunner
- 2005 Jeff Horner
- 2006 Greg Brunner
- 2006 Erik Hansen
- 2006 Jeff Horner
- 2007 Adam Haluska




# NBA DRAFT | FIRST BASKETBALL GAME

## THE NBA DRAFT

The National Basketball Association (NBA) held its first draft of college-players in 1947. Here is a list of University of Iowa players drafted by NBA teams:

YEAR	PLAYER, TEAM	ROUND	# PICK IN ROUND	# PICK OVERALL
1947	Dick Ives, Pittsburgh			
	Herb Wilkinson, St. Louis			
1948	Murray Wier, Ft. Wayne			
1951	Frank Calsbeek, Ft. Wayne			
1952	Bob Clifton, Fort Wayne			
	Charles Darling, Rochester			
1956	Carl Cain, Rochester			
	Bill Logan, Boston			
1959	Dave Gunther, Philadelphia	8	3	56
1960	Americus John-Lewis, St. Louis	7	6	54
1962	Don Nelson, Chicago	3	1	17
1966	George Peeples, Baltimore	4	5	35
1967	Gerry Jones, Los Angeles	13	4	137
1968	Sam Williams, Milwaukee	3	13	35
1969	Ben McGilmer, Seattle	6	3	74
1970	John Johnson, Cleveland	1	7	7
	Glenn Vidnovic, Cleveland	4	9	60
	Ben McGilmer, Baltimore	12	10	193
	Chad Calabria, Phoenix	14	7	210
1971	Fred Brown, Seattle	1	6	6
1973	Kevin Kunnert, Chicago	1	12	12
	Rick Williams, Boston	14	5	193
1976	Scott Thompson, Detroit	4	4	55
	Dan Frost, Milwaukee	4	8	59
1977	Bruce King, Detroit	4	14	80
1980	Ronnie Lester, Portland	1	10	10
1981	Steve Krafcsin, Atlanta	5	6	98
	Vince Brookins, Detroit	6	2	117
	Steve Waite, Boston	6	22	137
1982	Kenny Arnold, Dallas	5	4	96
	Kevin Boyle, Philadelphia	6	22	137
1983	Bob Hansen, Utah	3	7	54
	Mark Gannon, San Diego	8	4	166
1984	Steve Carfino, Boston	6	23	139
1985	Greg Stokes, Philadelphia	2	9	33
	Michael Payne, Houston	3	10	57
1986	Andre Banks, Houston	5	19	112
1987	Brad Lohaus, Boston	2	22	45
	Kevin Gamble, Portland	3	17	63
	Gerry Wright, Detroit	5	19	111
1988	Jeff Moe, Utah	2	17	42
1989	B.J. Armstrong, Chicago	1	18	18
	Roy Marble, Atlanta	1	23	23
	Ed Horton, Washington	2	12	39
1990	Les Jepsen, Golden State	2	1	28
1993	Acie Earl, Boston	1	19	19
1996	Russ Millard, Phoenix	2	10	39
1998	Ricky Davis, Charlotte	1	21	21
	Ryan Bowen, Denver	2	26	55
1999	J.R. Koch, New York	2	17	46
2007	Adam Haluska	2	13	43



Adam Haluska was selected in the second round of the 2007 NBA Draft by the New Orleans Hornets. Haluska score over 1,500 points during his three seasons at Iowa and led the Big Ten Conference in scoring (20.5) as a senior. Haluska ranks as the top scorer in Iowa history for three-year players and he ranks seventh overall in career scoring. Along with earning first team all-Big Ten honors, Haluska was named the Academic all-American of the Year last season while earning academic all-America honors for the third straight season.


## FIRST BASKETBALL GAME PLAYED IN IOWA CITY

Iowa City, IA was the site of the first college basketball game played with five players on a side. The historic event took place in Close Hall on the University of Iowa campus on January 18, 1896.


In that first game, the University of Chicago defeated Iowa 15-12, with neither team using any substitutes.

The game was arranged by Iowa professor H.F. Kallenberg, who had earlier attended Spring Field College, and wrote James Naismith for a copy of the rules of the game, and Amos Alonzo Stagg, a friend of Kallenberg who had become the athletic director at Chicago.


# RETIRED NUMBERS


**10 B.J. ARMSTRONG**

B.J. Armstrong's jersey was retired in 1992. Iowa's career assist leader, B.J. ranks third in career scoring and was a two-time Hawkeye MVP. A first round draft choice of the Chicago Bulls in 1989, B.J. played a vital role in Chicago's NBA titles in 1991 and 1992. Armstrong moved into Chicago's starting line-up in 1993 as the Bulls won their third straight NBA title. Armstrong concluded his NBA career with Chicago in 1999-00. Armstrong is a member of Iowa's all-Century team.


**12 RONNIE LESTER**


Ronnie is Iowa's fifth all-time leading scorer with 1,675 points. Lester started 3 1/2 seasons before a knee injury shortened his senior season. He was the Hawkeyes' MVP three times, an all-Big Ten selection twice and an all-American in 1979-1980. He played in the NBA for Chicago and Los Angeles. Ronnie won a World Championship with the Los Angeles Lakers in 1985 and currently serves as vice-president of the Laker organization. Lester is a member of Iowa's all-Century team.


**21 CARL CAIN**


Carl was a 1956 first team all-American and all-Big Ten for the Hawkeyes' national runners-up. A 1956 Olympian, Cain was forced into a reserve role for the United States because of a back injury. Carl was a two-time Iowa MVP and finished his career with 1,054 points. Cain is a member of Iowa's all-Century team.


**22 BILL SEABERG**

Bill was a starting guard on the "Fabulous Five" team that ended up as the NCAA runner-up in 1956. He was third team all-America by Helms and the Hawkeyes' MVP in 1955, when he averaged 13 points. Seaberg is a member of Iowa's all-Century team.


**31 BILL LOGAN**


Bill, a member of the Hawkeyes' 1,000-point Club, topped the squad in scoring three times. A two-time all-Big Ten selection, Logan was second team all-America in 1956 according to Helms and Converse-Taylor. Bill helped Iowa to a second place Big Ten finish as a sophomore and consecutive Final Four appearances his last two seasons. Logan is a member of Iowa's all-Century team.


**33 BILL SCHOOF**


Bill played forward on the "Fabulous Five" team and scored 6.3 points per game. A three-year letterman, Schoof was a starter on Iowa's 1955 and 1956 Final Four teams. In those two seasons he helped the Hawkeyes to a record of 39-13.


**40 CHRIS STREET**

Chris Street's number was retired following his untimely death in 1993. Street died in an auto accident 15 games into his junior season. A fixture in Iowa's starting line-up since midway through his freshman season, Street was averaging 14.5 points and 9.5 rebounds per contest through 15 games and had recently earned MVP honors at the San Juan Shootout. Chris established an Iowa record by making 34 consecutive free throws.


**41 GREG STOKES**

Greg, a three-year starter in the pivot, is the school's third all-time career scorer (1,768 points). Greg owns the school record for field goal percentage in a game (1.000, 11 of 11). After an all-Big Ten senior season (19.9 scoring norm), Greg was selected in the 1985 NBA draft by Philadelphia. Stokes is a member of Iowa's all-Century team.


**46 SHARM SCHEURMAN**

Sharm made his mark at Iowa as an athlete and coach. He started on the "Fabulous Five" basketball team and lettered three times in basketball and baseball. After graduation in 1956, Sharm returned to coach his alma mater in 1959. His 1961 club finished 18-6.



## IOWA BASKETBALL LETTERMEN

**-A-**

Agnew, Richard	1966,67,68
Anapol, Angelo	1939
Anderson, Craig	1981,82,83,84
Andrews, William	1951
Angelino, Glenn	1971,72,73
Angersola, Ken	1973
Angle, J.R.	2005,07
Arens, Mike	1980
Armstrong, B.J.	1986,87,88,89
Arnold, Kenny	1979,80,81,82

**-B-**

Banazek, Kenneth	1964,65
Banks, Andre	1983,84,85,86
Bannick, Edwin	1915,16,17
Barko, John	1933,34,35,36
Barnes, Val	1991,92,93
Bartels, Jim	1991,93,94,95
Barton, James	1905,06,07
Bastian, Edward	1964,65,66
Bastian, Howard	1933,34
Bastian, Kenneth	1939,40
Bauer, Jason	1997,98,99
Bennett, P.J.	1932
Berkenpas, Todd	1982,83,84,85
Berrien, Clifford	1917,18,19
Berry, Harry	1912,13
Beutjer, Jon	2001
Bilskemper, Josiah	1999
Blackmer, Ivan	1934,35
Bobby, Albert	1935,37
Bowen, Ryan	1995,96,97,98
Boyd, Brody	2001,02,03,04
Boyle, Bryan	1983,84
Boyle, Greg	1978,80,81,82
Boyle, Kevin	1979,80,81,82
Bratten, Elmer	1937
Breedlove, Huston	1966,67,68
Brigham, Leon	1918
Brock, Allen	1902,03,04
Brookins, Vince	1978,79,80,81
Brown, B.A.	1907,08,09
Brown, Fred	1970,71
Brown, Homer	1918,19
Brownlee, Jack	2004,05
Brunner, Greg	2003,04,05,06
Buckles, Kenneth	1952,53
Buckner, Chester	1906,07,08
Bullard, Matt	1989,90
Burckheimer, I.A.	1907,08
Burgitt, Robert	1922,23

**-C-**

Cain, Carl	1954,55,56
Calabria, Chad	1968,69,70
Calsbeek, Franklin	1949,50,51
Carfino, Steve	1981,82,83,84

Carpenter, Robert	1959
Carter, John	1994,95
Casey, Bart	1985,86,87
Chapman, Tom Jr.	1965,66,67
Chapman, Tom Sr.	1942,43
Clifton, Robert	1950,51,52
Cochrane, Everett	1951,52
Colbert, Edward	1951
Collins, James	1972,73,74
Conway, George	1969,71
Cotton, Kenneth	1918,19
Crawford, Josh	2007
Culberson, Dick	1945

**-D-**

Danner, Dave	1944,46,47
Darling, Charles	1950,51,52
Darsee, Jon	1980,81,82
David, Virgil	1928,29
Davis, Keno	1995
Davis, McKinley	1952,53,54,55
Davis, Ricky	1998
Davis, Rodell	1990,91,92
DeHeer, Floyd	1936,37
Dennard, Jerry	1982,83
Denoma, Mike	1963,64,65
Devine, Aubrey	1920,21,22
Diehl, Robert	1951
Dille, Glenn	1949
Dittmer, Jack	1950
Dollmeyer, Greg	2003
Drake, Terry	1975,77,78
Dress, Jack	1936,37,38
DuBois, W.L.	1902
Duffe, Bernard	1942
Duhm, Clarence	1924
Dull, J. Michael	1960
Duncan, Douglas	1954,55
Dutton, Lawrence	1915,16,17

**-E-**

Earl, Acie	1990,91,92,93
Ely, Howard	1938
Epstein, S.	1931
Eshleman, Harold	1932,33
Evans, Dick	1940
Evans, Reggie	2001,02

**-F-**

Farrell, Thomas	1902,03
Farroh, Mike	1929
Fegebank, Neil	1972,73,74
Fermino, Joe	2000,01
Fields, L.R.	1914
Figg, James	1930
Filkins, D.C.	1932
Finlayson, Robert	1920
Finley, Roger	1948,49

Fort, Johnny	1984
Fountain, Bruce	1942
Freeman, Robert	1948
Freeman, Tony	2006,07
Fritzell, John	1995
Frohwein, George	1921,22
Frost, Dan	1975,76
Fullard, Ken	1984,85
Funk, Jack	1923,24

**-G-**

Gaddis, Wally	1936,37
Galloway, Kyle	1998,00,01
Gamble, Kevin	1986,87
Gannon, Mark	1980,81,82,83
Gardner, Ray	1912,13
Garner, Brian	1989
Gatens, Mike	1974,75,76
Geneva, Fred	1929
Gentry, Nolden	1958,59,60
George, Robert	1954,55,56
Givant, Todd	1993
Glasper, Mon'ter	1993,94,95,96
Gomes, Marcelo	1999,00
Gorney, Seth	2005,06,07
Gottschalk, Gary	1966,67
Gould, Joe	1971
Grabinski, Ken	1970,71,72
Grafton, Jimmie	1944
Graham, Jim	1945
Greene, Herald	1950,51,52
Griffin, Rob	2000
Griffith, Dwight	1904,05,06
Grim, John	1933,34,35
Grissel, Earl	1914
Grogan, Tom	1980
Gunther, Dave	1957,58,59
Guzowski, Tony	1946,48,49

**-H-**

Haberecht, Fred	1975,76
Haberer, Brian	1998
Hairston, John	1974,75,76,77
Hakeman, Dennis	1974
Hall, Eugene	1947,48
Hallstrom, Jim	1978
Haluska, Adam	2005,06,07
Hankins, Andrew	1962,63,64
Hansen, Bob	1980,81,82,83
Hansen, Erik	2004,05,06
Hargrave, Clay	1976,77,78
Harring, Richard	1959
Harris, Norman	1948
Harrison, Lawrence	1926,28
Harsha, Vince	1940,41,42
Hawthorne, Lester	1954,55,56
Hays, Donald	1948,49,50
Hazley, Omar	1969,70,71

## IOWA BASKETBALL LETTERMEN

Hegg, Peer	1957
Hein, Richard	1941,42
Heitman, Mike	1958,59,60
Heller, Mike	1980
Helmets, Greg	1995,96,97,98
Henderson, Duez	1999,00,01,02
Henderson, Mike	2004,05,06,07
Henry, Mike	1978,79,80
Herwig, Lloyd	1944
Hettrick, Gene	1953
Hicks, Wayland	1922,23,24
Hildreth, Reg	1930
Hill, Kent	1985,86,87,88
Hill, Wendell	1941,42
Hobbs, Robert	1938,39
Hodge, James	1969,70
Hogan, Ralph	1926,27
Hogan, Ryan	2001,02
Hohenhorst, Fred	1938,39
Horner, Jeff	2003,04,05,06
Horton, Ed	1986,87,88,89
Hughes, Tom	1944
Humphrey, James	1943
Hyland, Mark	1909

**-I-**

Ingram, Michael	1989,90
Irvine, Howard	1939
Ives, Dick	1944,45,46,47

**-J-**

Jaacks, Jacob	1999,00
Jacobson, L.M.	1914,15
Janse, Hector	1923,24,25
Jarnagin, Charles	1952,53,54
Jebens, Herbert	1929,30
Jenkins, Albert	1917
Jensen, H.C.	1924
Jensen, Richard	1968,69,70
Jepsen, Les	1987,88,89,90
Jessen, Joel	1964,66
Jewell, Mark	1987,88
John-Lewis, Americus	1957
Johnson, Dennis	1981
Johnson, John	1969,70
Johnson, Justin	2007
Johnson, Roy	1954,55,57
Johnson, Sam	1936,37,38
Jones, Bill	1985,86,87,88
Jones, Gerry	1965,67
Jorgensen, Noble	1946,47

**-K-**

Kaufmann, Robert	1920,21
Kelley, Scott	1977,78
Kerwick, Joe	1915
Kewney, Lester	1960
Kimm, Josh	2003

King, Bruce	1975,76,77
King, Waymond	1981,82,83,84
Kingsbury, Chris	1994,95,96
Kingsbury, E.M.	1904
Kinnan, Robert	1928,29,30
Kinnick, Nile	1938
Koberg, Kerry	1998
Koch, J.R.	1996,97,98,99
Koch, Nate	1995
Koser, M.	1931
Kotlow, Jack	1931,32,33
Krafcsin, Steve	1979,80,81
Kremer, Glenn	1944
Krumbholz, Gueldner	1932,33
Kuhl, Milt	1940,41,42
Kunkel, Fred	1935
Kunnert, Kevin	1971,72,73

**-L-**

LaPrince, Candy	1973,74
Laude, James	1923,24,25
Lauer, C.F.	1931
Lawson, Fred	1928
Leeka, Seward	1929
Leo, Richard	1912,13
Leslie, Chauncey	2002,03
Lester, Ronnie	1977,78,79,80
Lind, Thomas	1938,39,40
Logan, William	1954,55,56
Lohaus, Brad	1983,84,86,87
Lohman, Carl	1921,22
Looby, Kurt	2007
Lookingbill, Wade	1989,90,92,93
Lorenz, Gary	1961,62
Lorenzen, Al	1985,86,87,88
Luehrmann, Ryan	1997,98,99,00
Lundstedt, Robert	1943
Lusk, Gary	1970,71,72
Lyon, Terry	1963

**-M-**

Magnusson, Floyd	1944,47,48,49
Magnusson, Jim	1976
Maiden, Sidney	1912,13
Marble, Roy	1986,87,88,89
Marsh, Ed	1945
Martel, Augustine	1955,56,57
Mason, Charles	1946,47,48,49
Mau, Robert	1953
Mayfield, William	1976,77,78,79
Mays, Archie	1975,76
McCausland, Kent	1996,97,98,99
McConnell, Charles	1925,26,27
McConnell, Jim	1957,58
McGilmer, Benjamin	1966,69,70
McGovney, Richard	1921
McGrath, Rolly	1966,67,68
Melhaus, Douglas	1962,63

Messick, Gerald	1962,63
Metcalfe, Leonard	1947,48
Millard, Russ	1993,94,95,96
Miller, Harold	1926
Miller, Robert	1953
Miller, Thomas	1969,70,71
Mims, Fred	1972
Miranda, Joe	1969
Moe, Jeff	1985,86,87,88
Moffitt, Howard	1932,33,34
Moore, Darryl	1997,98
Moore, Larry	1973,75
Morgan, Michael	1985,86,87,88
Morrissey, L.M.	1905,06,08
Moses, James	1989,90,91,92
Mowry, Joseph	1930,31
Mundt, Frank	1958,59
Murray, Kenyon	1993,94,95,96

**-N-**

Nau, Earl	1958
Nelson, Donald	1960,61,62
Nelson, Frank	1969
Nelson, Irving	1929
Nesmith, Gene	1943
Nevin, John	1914,15
Newton	1904
Nicolaus, Leo	1919,20
Norman, Ronald	1967,68
Norman, Tom	1977,78,79
Norton, D.A.	1908
Norton, Randy	1979,80
Novak, Joel	1961,62

**-O-**

O'Brien, James	1942,43
O'Connor, Jim	1992
Okey, Sam	1999
Oliver, Dean	1998,99,00,01
Olson, Gary	1964,65,66
Olson, Merrill	1918,19
Olsthoorn, Larry	1977,78

**-P-**

Parker, Larry	1973,74,75,76
Parker, Tom	1948,49
Parsons, Charles	1913,14,15
Parsons, Harry	1902,03,04
Pauling, Dennis	1964,65,66
Payne, Michael	1982,83,84,85
Payne, Thomas	1956
Peeples, George	1964,65,66
Perkins, Lewis	1965,66,67
Perrine, J.O.	1907,08,09
Pervall, Christopher	1965,66
Peterson, Bryce	1999
Peth, Dick	1976,77,78,79
Phelps, Van	1977



## IOWA BASKETBALL LETTERMEN

Philips, Chris	1967,68,69
Phillips, Gordon	1926
Pierce, Pierre	2002,04
Plett, Charles	1939
Plunkitt, Doyle	1928,29
Postels, Ned	1944,45,46
Prasse, Erwin	1938, 39,40
Price, Jason	1999,00
Purcell, Thomas	1961

**-R-**

Rabenold, Scott	1998
Raffensperger, Leonard	1925
Ramos, Antonio	1999
Ramsell, William	1906
Rand, Ben	2004
Range, Joey	1999
Reaves, Michael	1985,86,87,88
Rebholz, Mike	1999
Recker, Luke	2001,02
Reddington, Joe	1961,62,63
Reed, Carlton	2005,06
Reed, Dale	1990
Reiner, Jared	2001,02,03,04
Reinhardt, Julian	1930,31
Riddle, Fred	1963,65
Ridley, Gerald	1953,54,55
Riecks, Richard	1949,50
Riegert, Marshall	1931,32,33
Roach, David	1962,63,64
Robinson, Alvin	1996,97
Rodgers, James	1963,64,65
Rogers, A.	1931,32
Rogge, George	1929
Rosenthal, Sid	1935,36
Ross, Charles	1902,03,04
Rost, Murray	1951
Rowat, Lynn	1971,72
Ruck, Fred	1950,51
Rucker, Guy	1997,98,99
Runge, Dennis	1960,61
Ryden, Hugo	1909,10,11

**-S-**

Sallander, F.W.	1911,12
Schebler, Joseph	1959,60
Schenck, C.P.	1902,03,04,05
Scheurman, Milton	1954,55,56
Schiff, Loren	1916,17
Schmidt, Chris	1911,12
Schoof, William	1954,55,56
Schraut, James	1994
Schulte, H.H.	1913
Schulz, Bob	1945,48,49,50
Schulze, Thomas	1969,70
Schwartz, Frederic	1935,36
Scott, Cortney	2001

Scott, Matt	1990
Seaberg, George	1957,58
Seaberg, William	1954,55,56
Sebolt, Frank	1956,57
Selzer, Ben	1932,33,34
Settles, Jess	1994,95,96,99
Shaw, Richard	1961,62,63
Shay, Jason	1995
Shimek, Frank	1920,21,22
Siegel, Vic	1940,41,42
Siglin, Paul	1940,41
Simmons, Vernon	1997,98
Skea, William	1963,64
Skillett, Kevin	1993,94,95
Skinner, Troy	1989,90,91,92
Smith, Floyd	1911
Smith, Jason	1999,00,01
Smith, Kevin	1991,92,93
Smith, Tyler	2007
Snedeker, Dave	1984,85
Soderquist, Rudy	1940,41,42
Sonderleiter, Sean	2001,02,03
Spencer, Jack	1944,45,47,48
Speraw, Kirk	1978,79
Spradling, Robert	1929,30
Spurgeon, Kurt	2003,04
Stange, Kurt	1983,84
Stenger, William	1953
Stephens, Ben	1937,38,39
Stewart, Walter	1908,09,10
Stokes, Greg	1982,83,84,85
Story, Sid	1941
Stover, S.K.	1902,03
Straatsma, Stan	1945,47,48,49
Street, Chris	1991,92,93
Suesens, Kenneth	1936,37,38
Sullinger, Harold	1972
Swaney, H.J.	1932
Szykowny, Matthew	1961,62

**-T-**

Tate, Cyrus	2007
Tedesky, Bob	1945
Terrones, B.J.	1999
Thomas, Doug	2005,06
Thomas, Floyd	1910,11
Thomas, Leon	1974,75
Thompson, Alex	2005,06
Thompson, Edwin	1936,37
Thompson, Herbert	1951,52,53
Thompson, Ray	1989
Thompson, Rod	1999,00,01,02
Thompson, Scott	1974,75,76
Thomsen, Theron	1943,46
Trickey, Ben	1941,42,43
Tubbs, Brig	1989,90,91,92
Twogood, Forest	1927,28,29

**-U-**

Uknes, Charles	1943
----------------	------

**-V-**

Vacanti, Sam	1943
VanDeusen, George	1925,26,27
VanYsseldyk, Joe	1936,37,38
Vaughan, Reggie	1973
Venik, Harry	1967
Vidnovic, Glenn	1968,69,70
Vollers, Robert	1948,49,50
VonLackum, John	1916,17,18
VonLackum, W.H.	1914,15,16

**-W-**

Waite, Steve	1978,79,80,81
Walsh, Matt	1936,37
Walter, Donald	1944
Warren, Chris	2003
Washington, Bob	1958,59
Washington, Nate	1974
Watkins, John	1948
Webb, Jay	1990,91,92,93
Weiss, Albert	1949
Westen, Kelly J.	1988
Wessels, Brett	2007
Wheeler, Bill	1940,41,42
White, David	1967,68
White, Michael	1995
Wieck, Justin	2005,06
Wier, Murray	1945,46,47,48
Wilcox, Francis	1927,28,29
Wilkinson, Clayton	1945,46,47
Wilkinson, Herbert	1945,46,47
Williams, Joe	1957
Williams, John Carl	1999,00
Williams, Rick	1972,73
Williams, Sam H.	1967,68
Williams, Sam W.	1971
Williamson, Charles	1930,31,32
Wilson, George	1905
Winters, James	1991,92,93,94
Wischmeier, Bob	1945
Wishmier, Jack	1945,48
Woods, Michael	1960
Woolridge, Andre	1995,96,97
Wordlaw, Clarence	1957,58,59
Worley, Glen	2001,02,03,04
Worth, Earl	1920
Wright, Gerry	1985,86,87
Wulfsberg, Cal	1976,77

**-Z-**

Zager, Ronald	1960
---------------	------





## HAWKEYES BY JERSEY NUMBERS

26	Crookham, Carter Hegg, Peer Roeder, Dick	1957	37	Berry, Henry Davidson, Army Meeker, Ray Pitts, Gene		46	Scheurman, Milton	1954,55,56
27	Darling, Charles	1950,51,52	38	Duncan, Douglas Harring, Richard	1954,55 1959	50	Bullard, Matt Gatens, Mike Heller, Mike McCausland, Mac Olsthorn, Larry Robinson, Alvin Schebler, Pete Skea, William Slaughter, Don	1989,90 1974,75,76 1980 1977,78 1996,97 1963,64
28	Ridley, Gerald	1953,54,55	39	Williams, Joe	1957	51	Breedlove, Huston Denoma, Mike Gomes, Marcelo Jepsen, Les Miranda, Joe Mims, Fred Pettratis, Stan Rebholz, Mike Venik, Harry	1966,67,68 1963,64,65 1999,00 1987,88,89,90 1969 1972 1999 1967
29	Hettrick, Gene	1953	40	Boyle, Kevin Drake, Terry Hill, Kent Hazley, Omar Magnusson, Jim McCauley, Bob Perkins, Lewis Ritter, Richard Seaberg, William Street, Chris	1979,80,81,82 1975,77,78 1985,86,87,88 1969,70,71 1976 1965,66,67 1954,55,56 1991,92,93	52	Angersola, Ken Carver, Mike Crum, Fred Haberecht, Fred Hallstom, Jim Hegg, Peer Looby, Kurt Millard, Russ Olson, Gary Riddle, Fred Runge, Dennis Schulze, Tom Scott, Cortney Thomas Leon Waite, Steve	1973 1975,76 1978 1957 2007 1993,94,95,96 1964,65,66 1963,65 1960,61 1969,70 2001 1974,75 1978,79,80,81
30	Arnold, Kenny Carter, John Chime, Phil Frost, Dan Galloway, Kyle Gordon, Robert Kitchen, Clyde Kelley, Jim Kelley, Scott Purcell, Tom Spurgeon, Kurt Ursery, Kurt Washington, Bob	1954,55,56 1994,95 1975,76 1998,00,01 1977,78 1961 2003,04 1958,59	41	Reichow, Jerry Seaberg, William Stokes, Greg	1954,55,56 1982,83,84,85	53	Collins, James Gorney, Seth Haberer, Brian Lyon, Terry Nielsen, Steve Sonderleiter, Sean Williams, Sam H. Worley, Glen Zagar, Ronald	1972,73,74 2005,06,07 1998 1963 2001,02,03 1967,68 1960
31	Dorsey, Benjamin Logan, William	1954,55,56	42	Bowen, Ryan Cuthpert, Curtis Dollmeyer, Greg Hairston, John Henry, Mike McGrath, Rolly Novak, Joel Payne, Michael Payne, Thomas Phelps, Van Ramos, Antonio Riddle, Fred Rowat, Lynn Thomas, Leon Ward, Ivory Webb, Jay	1995,96,97,98 2003 1947,75,76,77 1978,79,80 1966,67,68 1961,62 1982,83,84,85 1956 1977 1999 1963,65 1971,72 1974,75 1990,91,92,93	54	King, Bruce Krafcsin, Steve Lohaus, Brad Rucker, Guy	1975,76,77 1979,80,81 1983,84,86,87 1997,98,99
32	Brookins, Vincent Brown, Fred Dennard, Jerry Evans, Reggie Jarnagin, Charles Jewell, Mark Johnston, Larry McCausland, Kent Parker, Larry Pervall, Chris Snedeker, Dave Thompson, Ray Wordlaw, Clarence Worley, Glen	1978,79,80,81 1970,71 1982,83 2001,02 1952,53,54 1987,88 1996,97,98,99 1973,74,75,76 1965,66 1984,85 1989 1957,58,59 2001,02,03,04	43	Calabria, Chad Lorenz, Gary Phelps, Van Rosborough, Jim Smith, Jason Swift, Larry Tubbs, Brig Williams, Rick Washington, Nate	1968,69,70 1961,62 1977 1999,00,01 1989,90,91,92 1972,73 1974	55	Earl, Acie Helmers, Greg Rathert, Keith	1990,91,92,93 1995,96,97,98
33	Frost, Terry McBride, Dan Miller, Thomas Moore, Larry Nelson, John Schoof, William	1975,76 1969,70,71 1973,75 1954,55,56	44	Banaszek, Kenneth Bartels, Jim Brunner, Greg Gannon, Mark Hargrave, Clay Heitman, Michael Koch, J.R. Kunnert, Kevin Leffingwell, Hugh Lorenzen, Al McGilmer, Benjamin Nau, Earl Reddington, Joe Tate, Cyrus Vidnovic, Glenn Worley, Glen	1964,65 1991,93,94,95 2003,04,05,06 1980,81,82,83 1976,77,78 1958,59,60 1996,97,98,99 1971,72,73 1985,86,87,88 1966,69,70 1958 1961,62,63 2007 1968,69,70	57	Gunther, Dave	1957,58,59
34	Anderson, Craig Carpenter, Robert Hansen, Erik Jensen, Merle Koberg, Kerry Lookingbill, Wade Mehlhaus, Doug Mittelberg, Kent Norman, Tom Range, Joey Smith, Tyler Thompson, Scott Toland, Trevor	1981,82,83,84 1959 2004,05,06 1998 1989,90,92,93 1962,63 1977,78,79 1999 2007 1974,75,76	45	Gentry, Nolden Ingram, Michael Johnson, John Moore, Darryl Peeples, George Rogers, Vic Shaw, Richard Williams, John Carl	1958,59,60 1989,90 1969,70 1997,98 1964,65,66 1961,62,63 1999,00			
35	Border, Lee Boyle, Bryan Buckles, Kenneth Gamble, Kevin George, Robert Henderson, Mike Rabenold, Scott Rathert, Keith Sullinger, Harold	1983,84 1952,53 1986,87 1954,55,56 2004,2005,06,07 1998 1972						
36	McConnell, Jim Ridley, Gerald	1957,58 1953,54,55						

Note: Player jersey numbers were compiled recently and may not include some numbers from the early years of Iowa basketball.

## INDIVIDUAL RECORDS

**POINTS**

Game 49, John Johnson vs. Northwestern, 2/24/70  
 Season 699, John Johnson (27.9 avg.), 1970  
 Career 2,116, Roy Marble (15.8 avg.), 1986-89

**FIELD GOALS**

Game 20, John Johnson vs. Northwestern, 2/24/70  
 Season 289, John Johnson, 1970  
 Career 787, Roy Marble, 1986-89

**FIELD GOAL ATTEMPTS**

Game 33, John Johnson vs. Northwestern, 2/24/70  
 33, Fred Brown vs. Indiana, 1971  
 Season 535, Fred Brown, 1971  
 Career 1,459, Roy Marble, 1986-89

**FIELD GOAL PERCENTAGE**

(Min. of ten FGA/game for single game record)

Game 100.0, Greg Stokes (11-11) vs. Georgia St., 12/12/84  
 Season 60.9, Russ Millard (151-248), 1996  
 Career 57.5, Ryan Bowen (397-690), 1995-98

**3-PT. FIELD GOALS**

Game 9, Chris Kingsbury vs. Long Island, 12/17/94  
 9, Chris Kingsbury vs. Drake, 11/29/94  
 Season 117, Chris Kingsbury, 1995  
 Career 262, Jeff Horner, 2003-06

**3-PT. FIELD GOAL ATTEMPTS**

Game 19, Chris Kingsbury vs. Long Island, 12/17/94  
 Season 297, Chris Kingsbury, 1995  
 Career 713, Jeff Horner, 2003-06

**3-PT. FIELD GOAL PERCENTAGE**

(Min. of 1.5 made per game)

Game 100%, Jeff Horner (6-6) vs. Penn State, 1/31/04  
 100%, Jim Bartels (6-6) at Ohio State, 1/25/95  
 100%, Val Barnes (6-6) at Penn State, 2/22/93  
 100%, Val Barnes (5-5) vs. Centenary, 1/4/92  
 100%, Kent McCausland (5-5) vs. W. Illinois, 11/22/96  
 Season 52.2%, Kent McCausland (70-134), 1997  
 Career 45.3%, Kent McCausland (214-472), 1996-99

**FREE THROWS**

Game 21, Don Nelson vs. Indiana, 2/17/62  
 Season 218, Reggie Evans, 2001  
 Career 516, Roy Marble, 1986-89

**FREE THROW ATTEMPTS**

Game 26, Dave Gunther vs. West Virginia., 12/29/56  
 Season 346, Reggie Evans, 2001  
 Career 707, Roy Marble, 1986-89

**CONSECUTIVE FREE THROWS**

Game 15, Andre Woolridge vs. Northwestern, 3/8/97  
 Season 34, Chris Street (six games), 1/2 thru 1/16/93

**FREE THROW PERCENTAGE**

(Min. of 10 FTA/game)

Game 100%, Glenn Vidnovic (13-13) vs. Purdue, 2/4/69  
 100%, Luke Recker (12-12) vs. Kansas State, 12/22/01  
 100%, Val Barnes (12-12) vs. Ohio State, 2/18/92  
 100%, Roy Marble (12-12) vs. Northern Iowa, 12/6/88  
 100%, Sam Williams (12-12) vs. Ohio State, 3/4/67  
 100%, (11-11) on eight occasions (last by Luke Recker vs. Minnesota, 2/9/02)  
 100%, (10-10) on 10 occasions (last by Tyler Smith vs. Indiana, 2/3/07)  
 Season 88.5, Luke Recker (108-122), 2002  
 Career 87.3, Luke Recker (185-212), 2001-02  
 85.8, Rick Williams (176-205), 1972-73  
 85.6, Glenn Vidnovic (339-396), 1968-70

**REBOUNDS**

Game 30, Charles Darling vs. Wisc., 3/3/52  
 Season 416, Reggie Evans (11.9 avg.), 2001  
 Career 980, Greg Brunner (7.9 avg), 2003-06

**ASSISTS**

Game 16, Cal Wulfsberg vs. Ohio St., 1/24/76  
 Season 193, Andre Woolridge (6.0 avg), 1996  
 Career 612, Jeff Horner (5.0 avg), 2003-06

**BLOCKED SHOTS**

Game 9, Acie Earl vs. Wisconsin, 1/29/92  
 Season 121, Acie Earl (4.0 avg), 1991-92  
 Career 365, Acie Earl (3.1 avg), 1990-93

**STEALS**

Game 9, Kenyon Murray vs. Ohio State, 2/18/95  
 9, Acie Earl vs. Texas Southern, 12/28/93  
 Season 79, Ryan Bowen (2.5 avg), 1997-98  
 Career 208, Ryan Bowen (1.7 avg), 1995-98



# TEAM RECORDS | TOP SCORING AVERAGES

## POINTS

Game	126 vs. Morgan State, 11/25/94
	126 at Oral Roberts, 12/30/87
Half	77 at Michigan, 2/3/88
Season	3,181 (93.6 avg.) in 1988
Average per Game	98.7 (2,467 in 25 games) in 1970

## FIELD GOALS

Game	52 (98 att.) vs. Notre Dame, 3/14/70
Season	1,141 (2,160 att.) in 1988

## FIELD GOAL ATTEMPTS

Game	127 vs. Augustana, 12/1/45
Season	2,194 (1,140 made) in 1987

## FIELD GOAL PERCENTAGE

Game	69.8 (37-53) vs. Northeastern, 11/30/86
Season	52.8 (1,141-2,160) in 1988

## 3-PT. FIELD GOALS

Game	15 (20 att.) vs. Northwestern, 1/3/98
	15 (36 att.) vs. Long Island, 12/17/94
Season	274 (743 att.) in 1995

## 3-PT. FIELD GOAL ATTEMPTS

Game	36 (15 made) vs. Long Island, 12/17/94
Season	743 (274 made) in 1995

## 3-PT. FIELD GOAL PERCENTAGE (MIN. 10 ATTEMPTS)

Game	75.0 (15-20) vs. Northwestern, 1/3/98
	75.0 (9-12) vs. Northwestern, 3/5/87
Season	41.9 (44-105) in 1983

## FREE THROWS

Game	41 (43 att.) vs. Drake, 12/22/69
Season	753 (1,068 att.) in 2001
Consecutive	25 vs. Drake, 1969

## FREE THROW ATTEMPTS

Game	61 (made 37) vs. Long Beach St., 12/4/93
Season	1,068 (made 753) in 2001

## FREE THROW PERCENTAGE

Game	100% (20-20) vs. Western Illinois, 11/19/04
	95.6 (22-23) vs. DePaul, 3/15/95
Season	78.0 (549-704) in 1970

## REBOUNDS

Game	77 vs. UM-Duluth, 12/30/72
Season	1,508 in 1987 (43.1 avg.)
Average	51.5 (1134 in 22 games) in 1951

## ASSISTS

Game	34 vs. George Mason, 12/1/84
Season	600 in 1985 and 1988

## BLOCKED SHOTS

Game	12 on three occasions (last vs. St. Louis, 12/31/04)
Season	174 in 2005

## STEALS

Game	23 vs. Northern Iowa, 12/7/94
	23 vs. Northwestern, 2/22/86
Season	365 in 1995

## TOP CAREER SCORING AVERAGES (MINIMUM TWO YEARS)

PLAYER, YEARS	GP	AVG	PTS	CAREER HIGH
Sam Williams, 1967-68	49	24.0	1,176	39 vs. Northwestern, 1967
John Johnson, 1969-70	49	23.9	1,172	49 vs. Northwestern, 1970
Fred Brown, 1970-71	48	22.7	1,091	37 vs. Purdue, 1971
Don Nelson, 1960-62	72	21.2	1,522	39 vs. Wisconsin, 1962
Dave Gunther, 1957-59	66	18.0	1,188	37 vs. Ohio State, 1959
Luke Recker, 2001-02	53	17.5	926	31 at Missouri, 12/15/01
Charles Darling, 1950-52	63	17.4	1,094	34, twice
Bruce King, 1975-77	80	17.0	1,361	42 vs. Pittsburgh, 1977
Ronnie Lester, 1977-80	99	16.9	1,675	31, twice
Gerry Jones, 1965-67	64	16.2	1,039	32 vs. Minnesota, 1966
Adam Haluska, 2005-07	98	16.2	1,578	36 vs. Georgia State, 2006-07
Dan Frost, 1975-76	49	16.1	790	29 vs. Bradley, 1976
Bill Logan, 1954-56	74	16.1	1,188	36 vs. Temple, 1956
Glenn Vidnovic, 1968-70	59	16.1	949	31 vs. Indiana, 1970
Kevin Kunnert, 1971-73	72	15.9	1,145	34 vs. Indiana, 1972
Roy Marble, 1986-89	134	15.8	2,116	37 vs. Illinois, 1989
Chad Calabria, 1968-70	74	15.8	1,168	31 vs. Notre Dame, 1970
Andre Woolridge, 1995-97	97	15.7	1,526	34 vs. Northwestern, 1997
Reggie Evans, 2001-02	69	15.3	1,054	30, twice
Acie Earl, 1990-93	116	15.3	1,779	36 vs. Wisconsin, 1993
George Peeples, 1964-66	68	15.1	1,025	32 vs. Purdue, 1965

# SINGLE GAME - INDIVIDUAL LEADERS

## POINTS

1.	49	John Johnson vs. Northwestern, 2/24/70
2.	46	John Johnson vs. UW-Milwaukee, 12/7/68
3.	43	Dick Ives vs. Chicago, 2/5/44
4.	42	Bruce King vs. Pittsburgh, 12/30/76
5.	40	Rick Williams vs. S. Carolina, 1/22/72
6.	39	Sam Williams vs. Northwestern, 1/21/67
	39	Don Nelson vs. Wisconsin, 1/6/62
8.	38	John Johnson vs. Ohio State, 2/21/70
	38	Chris Pervall vs. Illinois, 3/6/65
10.	37	on seven occasions (last by Roy Marble vs. Illinois, 3/8/89)

## FIELD GOALS

1.	20	John Johnson vs. Northwestern, 2/24/70
2.	19	John Johnson vs. UW-Milwaukee, 12/7/68
3.	17	Bruce King vs. Michigan, 1/31/76
4.	16	John Johnson vs. Ohio State, 3/30/70
	16	John Johnson vs. Ohio State, 2/21/70
6.	15	on seven occasions (last by Roy Marble vs. Michigan, 3/4/89)

## FIELD GOAL ATTEMPTS

1.	33	Fred Brown vs. Indiana, 3/6/71
	33	John Johnson vs. Northwestern, 2/24/70
	33	Murray Wier vs. Illinois, 2/9/48
4.	32	Fred Brown vs. Michigan, 2/9/71
	32	Charles Darling vs. Indiana, 1/21/52
	32	Murray Wier vs. Northwestern, 2/2/48
7.	31	on six occasions (last by John Johnson vs. Notre Dame, 3/14/70)

## 3-PT. FIELD GOALS

1.	9	Chris Kingsbury vs. Long Island, 12/17/94
	9	Chris Kingsbury vs. Drake, 11/29/94
3.	7	Jeff Horner vs. Purdue, 2/1/06
	7	Chris Kingsbury vs. Minnesota, 2/15/95
	7	Chris Kingsbury vs. Northwestern, 2/9/95
	7	Chris Kingsbury vs. Hawaii, 12/29/95
	7	Jeff Moe vs. Oral Roberts, 12/30/87
8.	6	22 times (last by Adam Haluska at Minnesota, 2/7/07)

## 3-PT. FIELD GOAL ATTEMPTS

1.	19	Chris Kingsbury vs. Long Island, 12/17/94
2.	14	Adam Haluska vs. Citadel, 11/13/06
		Chris Kingsbury vs. Wisconsin, 1/13/96
4.	13	Adam Haluska vs. Northwestern, 2/15/07
	13	Jeff Horner at Iowa State, 1/21/04
	13	Luke Recker vs. Boston University, 11/14/01
	13	Brody Boyd vs. Michigan, 2/14/01
	13	Chris Kingsbury vs. Purdue, 3/1/95
	13	Chris Kingsbury vs. Northwestern, 2/9/95
	13	Chris Kingsbury vs. Michigan State, 1/7/95
	13	Chris Kingsbury vs. Ohio University, 12/3/94

## FREE THROWS

1.	21	Don Nelson vs. Indiana, 2/17/62
2.	18	Bruce King vs. Pittsburgh, 12/30/76
3.	17	Dave Gunther vs. West Virginia, 12/29/56
4.	16	Adam Haluska vs. Northwestern, 2/15/07
	16	Reggie Evans vs. Purdue, 2/21/01
	16	Andre Woolridge vs. Northwestern, 3/8/97
	16	B.J. Armstrong vs. Florida State, 3/18/88
	16	Charles Darling vs. Minnesota, 1/19/52
9.	15	Glenn Vidnovic vs. Indiana, 1/31/70

## FREE THROW ATTEMPTS

1.	26	Dave Gunther vs. West Virginia, 12/29/56
2.	25	Don Nelson vs. Indiana, 2/17/62
3.	23	Bruce King vs. Pittsburgh, 12/30/76
4.	22	Reggie Evans vs. Purdue, 2/21/01
5.	21	Don Nelson vs. Indiana, 2/17/62
	21	Charles Darling vs. Minnesota, 1/19/52
7.	20	B.J. Armstrong vs. Florida State, 3/18/88
	20	Don Nelson vs. Wisconsin, 1/4/60
	20	Nolden Gentry vs. Texas Tech, 12/13/58
10.	19	Reggie Evans at Kansas State, 12/23/00
	19	Acie Earl vs. Iowa State, 12/14/92
	19	Dave Roach vs. St. Louis, 12/9/63

## REBOUNDS

1.	30	Charles Darling vs. Wisconsin, 3/3/52
2.	25	Frank Allen vs. California, 12/28/60
	25	Charles Darling vs. Purdue, 1/6/51
4.	23	Greg Brunner vs. Minnesota, 1/18/06
	23	Kevin Kunnert vs. Drake, 12/27/72
	23	Kevin Kunnert vs. Illinois, 3/7/72
	23	John Johnson vs. Northwestern, 2/11/69
	23	John Johnson vs. Cal-Poly, 11/30/68
	23	Tom Harris vs. California, 12/28/60
	23	Nolden Gentry vs. Michigan, 1/4/58
	23	Bill Logan vs. Michigan, 2/26/55

## ASSISTS

1.	16	Cal Wulfsberg vs. Ohio State, 1/24/76
2.	15	B.J. Armstrong vs. Minnesota, 2/18/89
3.	14	Ronnie Lester vs. Northwestern, 2/16/78
4.	13	Cal Wulfsberg vs. Michigan, 1/31/76
5.	12	Dean Oliver vs. Chicago State, 11/14/97
	12	Kevin Smith vs. Centenary, 1/4/92
	12	B.J. Armstrong vs. Georgia, 12/3/89
	12	B.J. Armstrong vs. Ohio State, 2/13/89
	12	Cal Wulfsberg vs. Drake, 12/21/76

## BLOCKED SHOTS

1.	9	Acie Earl vs. Wisconsin, 1/29/92
2.	8	Acie Earl at Drake, 1/4/93
	8	Acie Earl vs. Duke, 3/21/92
	8	Acie Earl vs. Louisiana Tech, 12/7/91
	8	Acie Earl vs. Maryland-Eastern Shore, 11/23/91
	8	Acie Earl vs. Northern Iowa, 12/4/90
7.	7	Erek Hansen vs. Fairfield, 12/2/05
	7	Erek Hansen vs. St. Louis, 12/31/04
	7	Erek Hansen vs. Iowa State, 12/10/04
	7	Acie Earl vs. Michigan State, 2/27/93

## STEALS

1.	9	Kenyon Murray vs. Ohio State, 2/18/95
	9	Acie Earl vs. Texas Southern, 12/28/92
3.	8	Bill Jones vs. Dartmouth, 1/23/88
4.	7	Jeff Horner vs. Western Illinois, 11/19/04
	7	Brody Boyd vs. Northern Illinois, 12/6/03
	7	Ryan Bowen vs. Northwestern, 1/3/98
	7	Andre Banks vs. Northwestern, 2/22/86
7.	6	10 times (last by Brody Boyd vs. Purdue, 1/7/04)



# SEASON - INDIVIDUAL LEADERS

## POINTS

1.	699	John Johnson (27.9 avg.), 1970
2.	675	Roy Marble (20.5 avg.), 1989
3.	662	Fred Brown (27.6 avg.), 1971
4.	645	Andre Woolridge (20.2 avg.), 1997
5.	638	Greg Stokes (19.9 avg.), 1985
6.	637	Adam Haluska (20.5 avg.), 2007
7.	632	Sam Williams (25.3 avg.), 1968
8.	604	Ed Horton (18.3 avg.), 1989
9.	600	Luke Recker (17.1 avg.), 2002
10.	596	B.J. Armstrong (18.6 avg.), 1989

## FIELD GOALS

1.	289	John Johnson, 1970
2.	268	Fred Brown, 1971
3.	262	Greg Stokes, 1985
4.	254	Scott Thompson, 1976
5.	250	Ed Horton, 1989
6.	241	Roy Marble, 1989
	241	Bruce King, 1976
8.	219	Greg Stokes, 1983
	219	Sam Williams, 1968
10.	216	Andre Woolridge, 1997

## FIELD GOAL ATTEMPTS

1.	535	Fred Brown, 1971
2.	517	Scott Thompson, 1976
3.	508	John Johnson, 1970
4.	489	Charles Darling, 1952
5.	479	Greg Stokes, 1985
6.	477	Bruce King, 1976
7.	475	Sam Williams, 1968
8.	472	Andre Woolridge, 1997
9.	466	Adam Haluska, 2007
10.	459	Roy Marble, 1989

## 3-PT. FIELD GOALS

1.	117	Chris Kingsbury, 1995
2.	92	Luke Recker, 2002
3.	90	Adam Haluska, 2007
4.	86	Jeff Horner, 2005
5.	74	Kent McCausland, 1998
6.	71	Jeff Moe, 1988
7.	70	Jeff Horner, 2006
	70	Kent McCausland, 1997
9.	65	Jeff Horner, 2004
	65	Dean Oliver, 2001
	65	Chris Kingsbury, 1996

## 3-PT. FIELD GOAL ATTEMPTS

1.	297	Chris Kingsbury, 1995
2.	248	Adam Haluska, 2007
3.	223	Luke Recker, 2002
4.	211	Jeff Horner, 2005
	211	Chris Kingsbury, 1996
6.	201	Jeff Horner, 2006
7.	185	Adam Haluska, 2006
8.	179	Dean Oliver, 2001
9.	178	Brody Boyd, 2003
	178	Jeff Moe, 1988

## FREE THROWS

1.	218	Reggie Evans, 2001
2.	194	Sam Williams, 1968
3.	187	Reggie Evans, 2002
4.	186	Don Nelson, 1962
5.	178	Sam Williams, 1966
6.	176	Don Nelson, 1961
7.	172	Roy Marble, 1989
8.	167	Adam Haluska, 2007
9.	163	Glenn Vidnovic, 1969
10.	162	Acie Earl, 1992

## FREE THROW ATTEMPTS

1.	346	Reggie Evans, 2001
2.	302	Reggie Evans, 2002
3.	268	Don Nelson, 1961
4.	265	Sam Williams, 1968
5.	264	Don Nelson, 1962
6.	243	Acie Earl, 1992
7.	242	Acie Earl, 1991
8.	232	Sam Williams, 1966
9.	226	Roy Marble, 1989
10.	218	Charles Darling, 1952

## REBOUNDS

1.	416	Reggie Evans (12.8 avg.), 2001
2.	387	Charles Darling (17.6 avg.), 1951
3.	378	Reggie Evans (11.1 avg.), 2002
4.	353	Kevin Kunnert (14.7 avg.), 1972
5.	350	Ed Horton (10.6 avg.), 1989
6.	334	Kevin Kunnert (13.9 avg.), 1973
7.	332	Bruce King (13.3 avg.), 1977
8.	314	Greg Brunner (9.2 avg.), 2006
9.	286	Acie Earl (8.9 avg.), 1993
10.	285	Don Nelson (11.9 avg.), 1962

## ASSISTS

1.	193	Andre Woolridge (6.0 avg.), 1996
2.	192	Andre Woolridge (6.0 avg.), 1997
3.	191	Cal Wulfsberg (6.6 avg.), 1976
4.	190	Andre Woolridge (5.8 avg.), 1995
5.	180	Jeff Horner (5.5 avg.), 2005
6.	173	B.J. Armstrong (5.4 avg.), 1989
7.	169	Jeff Horner (5.6 avg.), 2006
8.	168	Dean Oliver (5.25 avg.), 2001
9.	163	Ronnie Lester (6.0 avg.), 1978
10.	155	B.J. Armstrong (4.6 avg.), 1988

## BLOCKED SHOTS

1.	121	Acie Earl (4.0 avg.), 1992
2.	106	Acie Earl (3.3 avg.), 1991
3.	89	Erek Hansen (2.6 avg.), 2006
4.	88	Acie Earl (2.8 avg.), 1993
5.	83	Erek Hansen (2.6 avg.), 2005
6.	79	Greg Stokes (2.5 avg.), 1983
7.	62	Greg Stokes (1.9 avg.), 1985
8.	58	Greg Stokes (2.1 avg.), 1984
<b>9.</b>	<b>53</b>	<b>Kurt Looby (1.7 avg.), 2007</b>
10.	52	Michael Payne (1.7 avg.), 1983

## STEALS

1.	79	Ryan Bowen (2.5 avg.), 1998
2.	72	Bill Jones (2.1 avg.), 1988
3.	70	Jim Bartels (2.1 avg.), 1995
4.	68	Brody Boyd (2.3 avg.), 2004
5.	66	Andre Banks (2.1 avg.), 1986
	66	Steve Carfino (2.4 avg.), 1984
7.	62	Dean Oliver (2.1 avg.), 2000
8.	61	B.J. Armstrong (1.8 avg.), 1988
9.	60	Roy Marble (1.8 avg.), 1988
10.	59	B.J. Armstrong (1.8 avg.), 1989

**Note: Players listed in boldface are current players.**

# CAREER - INDIVIDUAL LEADERS

## POINTS

1.	2,116	Roy Marble, 1986-89
2.	1,779	Acie Earl, 1990-93
3.	1,768	Greg Stokes, 1982-85
4.	1,705	B.J. Armstrong, 1986-89
5.	1,675	Ronnie Lester, 1977-80
6.	1,611	Jess Settles, 1994-97, 1999
7.	1,578	Adam Haluska, 2005-07
8.	1,561	Dean Oliver, 1998-01
9.	1,525	Andre Woolridge, 1995-97
10.	1,522	Don Nelson, 1960-62

## FIELD GOALS

1.	787	Roy Marble, 1986-89
2.	705	Greg Stokes, 1982-85
3.	642	Acie Earl, 1990-93
4.	622	Ronnie Lester, 1977-80
5.	583	B.J. Armstrong, 1986-89
6.	581	Jess Settles, 1994-99
7.	573	Bruce King, 1975-77
8.	560	Ed Horton, 1986-89
9.	553	Greg Brunner, 2003-06
10.	530	Don Nelson, 1960-62

## FIELD GOAL ATTEMPTS

1.	1,459	Roy Marble, 1986-89
2.	1,321	Ronnie Lester, 1977-80
3.	1,294	Greg Stokes, 1982-85
4.	1,265	Acie Earl, 1990-93
5.	1,213	Dean Oliver, 1998-01
6.	1,205	James Moses, 1989-92
7.	1,195	Bruce King, 1975-77
8.	1,186	Jess Settles, 1994-99
9.	1,185	B.J. Armstrong, 1986-89
10.	1,171	Jeff Horner, 2003-06

## 3-PT. FIELD GOALS

1.	262	Jeff Horner, 2003-06
2.	226	Chris Kingsbury, 1994-96
3.	214	Kent McCausland, 1996-99
4.	212	Adam Haluska, 2005-07
5.	193	Brody Boyd, 2001-04
6.	161	Dean Oliver, 1998-01
7.	139	Luke Recker, 2001-02
8.	136	B.J. Armstrong, 1986-89
9.	131	Jeff Moe, 1985-88
10.	121	Jim Bartels, 1991-95

## 3-PT. FIELD GOAL ATTEMPTS

1.	713	Jeff Horner, 2003-06
2.	645	Chris Kingsbury, 1994-96
3.	582	Adam Haluska, 2005-07
4.	544	Brody Boyd, 2001-04
5.	472	Kent McCausland, 1996-99
6.	465	Dean Oliver, 1998-01
7.	374	James Moses, 1989-92
8.	332	Luke Recker, 2001-02
9.	324	Jim Bartels, 1991-95
10.	321	Jess Settles, 1994-99

## FREE THROWS

1.	516	Roy Marble, 1986-89
2.	493	Acie Earl, 1990-93
3.	468	Dean Oliver, 1998-01
4.	462	Don Nelson, 1960-62
5.	431	Ronnie Lester, 1977-80
6.	405	Reggie Evans, 2001-02
7.	403	B.J. Armstrong, 1986-89
8.	384	Adam Haluska, 2005-07
9.	383	Andre Woolridge, 1995-97
10.	372	Sam Williams, 1967-68

## FREE THROW ATTEMPTS

1.	725	Acie Earl, 1990-93
2.	707	Roy Marble, 1986-89
3.	687	Don Nelson, 1960-62
4.	648	Reggie Evans, 2001-02
5.	621	Dean Oliver, 1998-01
6.	566	Greg Brunner, 2003-06
7.	557	Ronnie Lester, 1977-80
8.	554	Greg Stokes, 1982-85
9.	510	Andre Woolridge, 1995-97
10.	497	Sam Williams, 1967-68

## REBOUNDS

1.	990	Greg Brunner (7.8 avg.), 2003-06
2.	914	Kevin Kunnert (12.7 avg.), 1971-73
3.	877	Ed Horton (6.6 avg.), 1986-89
4.	857	Michael Payne (7.3 avg.), 1982-85
5.	852	Bruce King (10.7 avg.), 1975-77
6.	811	Acie Earl (7.0 avg.), 1990-93
7.	807	Greg Stokes (6.7 avg.), 1982-85
8.	804	Ryan Bowen (6.7 avg.), 1995-98
9.	794	Reggie Evans (11.5 avg.), 2001-02
10.	784	Don Nelson (10.9 avg.), 1960-62

## ASSISTS

1.	612	Jeff Horner (5.0 avg.) 2003-06
2.	575	Andre Woolridge (5.9 avg.), 1995-97
3.	561	Dean Oliver (4.5 avg.), 1998-01
4.	517	B.J. Armstrong (4.0 avg.), 1986-89
5.	480	Ronnie Lester (4.8 avg.), 1977-80
6.	358	Mon'ter Glasper (2.9 avg.), 1993-96
7.	352	Kenny Arnold (3.2 avg.), 1979-82
8.	339	Andre Banks (2.9 avg.), 1983-86
9.	335	Kevin Boyle (2.8 avg.), 1979-82
10.	325	Steve Carfino (2.8 avg.), 1981-84

## BLOCKED SHOTS

1.	365	Acie Earl (3.1 avg.), 1990-93
2.	229	Greg Stokes (1.9 avg.), 1982-85
3.	212	Erek Hansen (2.4 avg.), 2004-06
4.	124	Ryan Bowen (1.0 avg.), 1995-98
5.	120	Michael Payne (1.0 avg.), 1982-85
6.	104	Greg Brunner (0.8 avg.), 2003-06
7.	92	Glen Worley (0.7 avg.), 2001-04
	92	J.R. Koch (0.7 avg.), 1996-99
9.	90	Jared Reiner (0.8 avg.), 2001-04
10.	84	Guy Rucker (0.9 avg.) 1997-99

## STEALS

1.	208	Ryan Bowen (1.7 avg.), 1995-98
2.	205	Dean Oliver (1.6 avg.), 1998-01
3.	200	Kenyon Murray (1.6 avg.), 1993-96
4.	183	Roy Marble (1.4 avg.), 1986-89
5.	182	Steve Carfino (1.6 avg.), 1981-84
6.	178	B.J. Armstrong (1.4 avg.), 1986-89
7.	166	Jeff Horner (1.3 avg.), 2003-06
8.	155	Jim Bartels (1.6 avg.), 1991-95
9.	154	Mon'ter Glasper (1.3 avg.), 1993-96
10.	144	Jess Settles (1.4 avg.), 1994-99



# TEAM LEADERS: SINGLE GAME AND SEASON

## TEAM LEADERS – SINGLE GAME

### Points

- 126 vs. Morgan State, 11/25/95  
126 vs. Oral Roberts, 12/30/87
- 124 vs. UC-Irvine, 12/5/87
- 121 vs. Centenary, 1/4/92  
121 vs. Notre Dame, 3/14/70
- 119 vs. Wisconsin, 2/10/70
- 116 vs. Northwestern, 2/9/95  
116 vs. Northwestern, 2/24/70  
116 vs. UW-Milwaukee, 12/7/68
- 115 at Northwestern, 3/7/70

### Field Goals

- 52 vs. Notre Dame, 3/14/70
- 50 vs. Nevada-Reno, 12/9/80
- 48 vs. Northwestern, 2/24/70
- 47 on three occasions

### Field Goal Attempts

- 127 vs. Augustana, 12/1/45
- 115 vs. S. Dakota State, 12/2/46/
- 108 vs. Minn.-Duluth, 12/30/72
- 104 vs. UCLA, 12/23/50
- 100 vs. Creighton, 12/11/48

### Field Goal Percent

- 69.8 (37-53) vs. Northeastern, 11/30/86
- 67.5 (27-40) vs. Air Force, 12/28/04
- 66.7 (30-45) vs. Maryland-Baltimore County, 12/15/90  
66.7 (28-42) vs. Ohio State, 2/18/84
- 66.1 (37-56) at Northern Iowa, 12/10/91  
66.1 (43-65) vs. Holy Cross, 12/27/75

### 3-pt. Field Goals

- 15 vs. Northwestern, 1/3/98  
15 vs. Long Island, 12/17/94
- 14 vs. North Carolina, 11/24/04  
14 vs. Penn State, 1/31/04  
14 vs. Michigan State, 3/8/95  
14 vs. Drake, 11/29/94  
14 vs. Oral Roberts, 12/30/87

### 3-pt. Field Goal Att.

- 36 vs. Long Island, 12/17/94
- 32 vs. Michigan, 3/01/00  
32 vs. Cal-Irvine, 12/29/93
- 31 at Penn State, 2/28/07  
31 vs. Michigan State, 3/8/95  
31 vs. Minnesota, 2/2/94

### 3-pt. Field Goal Pct. (minimum 10 att.)

- 75.0 (15-20) vs. Northwestern, 1/3/98  
75.0 (9-12) at Northwestern, 3/5/87
- 73.3 (11-15) vs. So. Mississippi, 12/22/97
- 70.0 (7-10) vs. East Tenn. State, 3/14/91  
70.0 (7-10) at Drake, 11/29/88
- 68.4 (13-19) vs. Michigan, 2/4/06
- 66.7 (10-15) vs. Bucknell, 12/28/97  
66.7 (8-12) vs. Michigan State, 1/5/91  
66.7 (12-18) at Minnesota, 2/20/88

### Free Throws

- 41 vs. Drake, 12/22/69
- 40 vs. Wisconsin, 1/21/95
- 39 vs. Minnesota, 1/13/93
- 38 vs. South Alabama, 12/4/98  
38 vs. Creighton, 12/21/68

### Free Throw Att.

- 61 vs. Long Beach State, 12/4/93
- 53 vs. Drake, 11/30/93
- 52 vs. Wisconsin, 1/21/95
- 51 vs. UC-Santa Barbara, 12/2/89
- 50 vs. Missouri, 12/16/00

### Free Throw Pct.

- 100.0 (20-20) vs. Western Illinois, 11/19/04  
100.0 (9-9) at Purdue, 1/26/02  
100.0 (9-9) at Purdue, 2/5/83  
100.0 (18-18) vs. Indiana, 1/14/79  
100.0 (12-12) at Purdue, 2/7/49
- 95.6 (22-23) vs. DePaul, 3/15/95

### Rebounds

- 77 vs. Minn.-Duluth, 12/30/72
- 76 at California, 12/28/60  
76 vs. Ohio State, 2/14/55
- 75 vs. Purdue, 1/6/51
- 74 vs. American-Puerto Rico, 12/20/92  
74 vs. Cal-Poly, 11/30/68

### Assists

- 34 vs. George Mason, 12/1/84
- 32 vs. Nevada-Reno, 12/9/80
- 31 vs. Morgan State, 11/25/94
- 30 vs. Central Conn. St., 1/2/93  
30 vs. Centenary, 1/4/92

### Blocked Shots

- 12 vs. St. Louis, 12/31/04  
12 vs. UNC Greensboro, 12/4/04  
12 vs. North Carolina, 11/24/04
- 11 vs. Fairfield, 12/02/05  
11 at Minnesota, 2/23/05  
11 at Drake, 1/4/93

### Steals

- 23 vs. Northern Iowa, 12/7/94  
23 vs. Northwestern, 2/22/86
- 21 vs. Morgan State, 11/25/94  
21 vs. Drake, 11/30/93
- 19 vs. Bucknell, 12/28/97  
19 vs. Ohio State, 1/10/96  
19 vs. Drake, 12/3/91  
19 vs. Morehead State, 11/28/84

## TEAM LEADERS – SEASON

### Wins

- 30 in 1987
- 25 in 2006
- 24 in 1988
- 23 in 2001  
23 in 1996  
23 in 1989  
23 in 1980

### Winning Percentage

- 94.4 (17-1) in 1945
- 86.7 (13-2) in 1923
- 86.4 (19-3) in 1952
- 85.7 (30-5) in 1987
- 83.3 (10-2) in 1902

### Points

- 3,181 in 1988
- 3,055 in 1987
- 2,957 in 1989
- 2,757 in 1995
- 2,593 in 2001

### Scoring Average

- 98.7 in 1970
- 93.6 in 1988
- 89.6 in 1989
- 87.3 in 1987

### Field Goals

- 1,141 in 1988
- 1,140 in 1987
- 1,092 in 1989

### Field Goal Att.

- 2,194 in 1987
- 2,160 in 1988
- 2,112 in 1989

### Field Goal Pct.

- 52.8 in 1988
- 52.3 in 1970
- 52.0 in 1987

### 3-pt. Field Goals

- 274 in 1995
- 218 in 1998
- 210 in 2005  
210 in 2001

### 3-pt. Field Goal Att.

- 743 in 1995
- 585 in 1996
- 573 in 2001

### 3-pt. Field Goal Pct.

- 41.9 in 1983
- 41.5 in 1988
- 40.6 in 1991

### Free Throws

- 753 in 2001
- 711 in 1988
- 647 in 1989

### Free Throw Attempts

- 1,068 in 2001
- 996 in 1988
- 929 in 1987

### Free Throw Pct.

- 78.0 in 1970
- 77.1 in 1969
- 74.7 in 1971

### Rebounds

- 1,508 in 1987
- 1,370 in 1993
- 1,367 in 1989

### Rebounding Average

- 51.5 in 1951
- 49.4 in 1973
- 48.4 in 1972

### Assists

- 600 in 1988  
600 in 1985
- 581 in 1987

### Blocked Shots

- 174 in 2005
- 167 in 2006
- 165 in 1993

### Steals

- 365 in 1995
- 329 in 1988
- 315 in 1998

## SEASON LEADERS

## POINTS

Based on total points

YEAR	PLAYER	NO.	AVG
1939	Ben Stephens	215	13.4
1940	Vic Siegel	189	9.0
1941	Vic Siegel	194	9.7
1942	Tom Chapman	245	12.3
1943	Ben Trickey	229	13.5
1944	Dick Ives	327	18.2
1945	Dick Ives	217	12.1
1946	Dick Ives	187	10.4
1947	Murray Wier	272	15.1
1948	Murray Wier	399	21.0
1949	Charlie Mason	146	7.8
1950	Frank Calsbeek	333	15.1
1951	Charles Darling	358	16.3
1952	Charles Darling	561	25.5
1953	Deacon Davis	327	14.9
1954	Bill Logan	315	14.3
1955	Bill Logan	413	15.9
1956	Bill Logan	460	17.7
1957	Dave Gunther	271	12.3
1958	Dave Gunther	435	19.8
1959	Dave Gunther	482	21.9
1960	Don Nelson	380	15.8
1961	Don Nelson	570	23.7
1962	Don Nelson	572	23.8
1963	Dave Roach	289	12.0
1964	Dave Roach	367	15.9
1965	Chris Pervall	507	21.1
1966	Chris Pervall	458	19.1
1967	Sam Williams	544	22.6
1968	Sam Williams	632	25.3
1969	John Johnson	473	19.7
1970	John Johnson	699	27.9
1971	Fred Brown	662	27.6
1972	Rick Williams	469	19.5
1973	Kevin Kunnert	460	19.2
1974	Candy LaPrince	457	19.0
1975	Bruce King	298	11.5
1976	Scott Thompson	567	19.5
1977	Bruce King	524	21.0
1978	Ronnie Lester	536	19.9
1979	Ronnie Lester	524	18.7
1980	Kenny Arnold	444	13.5
1981	Vince Brookins	411	14.7
1982	Michael Payne	308	11.4
1983	Greg Stokes	548	17.7
1984	Greg Stokes	417	14.9
1985	Greg Stokes	638	19.9
1986	Roy Marble	399	12.5
1987	Roy Marble	520	14.9
1988	B.J. Armstrong	592	17.4
1989	Roy Marble	675	20.5

1990	Les Jepsen	417	14.9
1991	Acie Earl	520	16.3
1992	Acie Earl	586	19.5
1993	Acie Earl	542	16.9
1994	James Winters	414	18.0
	Jess Settles	414	15.3
1995	Chris Kingsbury	553	16.8
1996	Jess Settles	484	15.1
1997	Andre Woolridge	645	20.2
1998	Ricky Davis	464	15.0
1999	Dean Oliver	357	11.9
2000	Dean Oliver	408	13.6
2001	Reggie Evans	529	15.1
2002	Luke Recker	600	17.1
2003	Chauncey Leslie	490	15.8
2004	Pierre Pierce	468	16.1
2005	Greg Brunner	485	14.7
2006	Greg Brunner	481	14.1
2007	Adam Haluska	637	20.5

## REBOUNDS

Based on total rebounds

YEAR	PLAYER	NO.	AVG
1951	Charles Darling	387	17.6
1952	not available		
1953	not available		
1954	not available		
1955	Bill Logan	285	11.0
1956	Bill Logan	268	10.3
1957	Dave Gunther	197	8.9
1958	Nolden Gentry	241	10.9
1959	Dave Gunther	243	12.1
1960	Don Nelson	241	10.0
1961	Don Nelson	258	10.8
1962	Don Nelson	285	11.9
1963	Dave Roach	162	6.8
1964	Dave Roach	162	7.0
1965	George Peeples	249	10.4
1966	George Peeples	260	10.8
1967	Gerry Jones	257	10.7
1968	Sam Williams	273	10.9
1969	John Johnson	256	10.7
1970	John Johnson	253	10.1
1971	Kevin Kunnert	227	9.4
1972	Kevin Kunnert	353	14.7
1973	Kevin Kunnert	334	13.9
1974	Neil Fegebank	162	6.8
1975	Bruce King	228	8.8
1976	Bruce King	292	10.1
1977	Bruce King	332	12.3
1978	Clay Hargrave	267	9.9
1979	William Mayfield	236	8.4
1980	Steve Krafcsin	211	6.4
1981	Steve Krafcsin	179	6.4

1982	Michael Payne	201	6.9
1983	Michael Payne	233	7.5
1984	Greg Stokes	193	6.9
1985	Greg Stokes	268	8.4
1986	Gerry Wright	204	6.6
1987	Brad Lohaus	268	7.7
1988	Kent Hill	222	6.5
1989	Ed Horton	350	10.6
1990	Les Jepsen	281	10.0
1991	Acie Earl	213	6.7
1992	Chris Street	247	8.2
1993	Acie Earl	286	8.9
1994	Jess Settles	203	7.5
1995	Jim Bartels	204	6.2
1996	Jess Settles	239	7.5
1997	Ryan Bowen	264	9.1
1998	Ryan Bowen	271	8.7
1999	Jess Settles	133	4.8
2000	Jacob Jaacks	220	7.3
2001	Reggie Evans	416	11.9
2002	Reggie Evans	378	11.1
2003	Jared Reiner	231	8.3
2004	Greg Brunner	239	8.2
2005	Greg Brunner	275	8.3
2006	Greg Brunner	314	9.2
2007	Tyler Smith	153	4.9

## FIELD GOAL PERCENTAGE

Minimum of four att./game

YEAR	PLAYER	FG%	FG-FGA
1947	Noble Jorgensen	.322	46-143
1948	Murray Wier	.354	152-429
1949	Franklin Calsbeek	.333	40-120
1950	Franklin Calsbeek	.341	127-372
1951	Charles Darling	.372	139-376
1952	Charles Darling	.417	204-489
1953	Chuck Jarnagin	.319	68-219
1954	Carl Cain	.427	106-248
1955	McKinley Davis	.479	92-192
1956	Bill Logan	.440	175-420
1957	Jim McConnell	.393	79-201
1958	Dave Gunther	.448	169-377
1959	Dave Gunther	.426	169-393
1960	Mike Heitman	.458	104-227
1961	Don Nelson	.522	197-377
1962	Don Nelson	.554	193-348
1963	Dave Roach	.455	117-257
1964	Dave Roach	.397	145-397
1965	George Peeples	.511	156-305
1966	George Peeples	.515	171-332
1967	Tom Chapman	.526	146-274
1968	Sam Williams	.461	219-475
1969	Ben McGilmer	.529	109-206
1970	John Johnson	.569	289-508

1971	Fred Brown	.501	268-535
1972	Kevin Kunnert	.516	180-349
1973	Kevin Kunnert	.545	198-363
1974	Neil Fegebank	.495	148-299
1975	Fred Haberecht	.469	97-209
1976	Dan Frost	.538	203-337
1977	Bruce King	.473	198-419
1978	Clay Hargrave	.520	117-225
1979	William Mayfield	.493	148-300
1980	Steve Krafcsin	.536	155-289
1981	Steve Krafcsin	.549	124-226
1982	Steve Carfino	.562	100-178
1983	Greg Stokes	.543	219-403
1984	Greg Stokes	.574	163-284
1985	Greg Stokes	.547	262-479
1986	Gerry Wright	.592	138-233
1987	Roy Marble	.557	199-357
1988	Kent Hill	.607	91-150
1989	Ray Thompson	.597	148-248
1990	Les Jepsen	.623	155-249
1991	Rodell Davis	.592	109-184
1992	Chris Street	.564	114-202
1993	Acie Earl	.505	203-402
1994	Jess Settles	.574	156-272
1995	Jim Bartels	.504	128-254
1996	Russ Millard	.609	151-248
1997	Ryan Bowen	.553	120-217
1998	Ryan Bowen	.603	164-272
1999	Joey Range	.525	85-162
2000	Jacob Jaacks	.468	123-263
2001	Duez Henderson	.514	75-146
2002	Reggie Evans	.496	169-341
2003	Jared Reiner	.541	92-170
2004	Greg Brunner	.549	123-224
2005	Greg Brunner	.512	175-342
2006	Erek Hansen	.581	93-160
<b>2007</b>	<b>Seth Gorney</b>	<b>.575</b>	<b>77-134</b>

## 3-PT. FIELD GOAL PERCENTAGE

Minimum of one 3-pt. FGA per game

YEAR	PLAYER	FG%	FG-FGA
1983	Steve Carfino	.454	30-66
1987	B.J. Armstrong	.519	28-54
1988	B.J. Armstrong	.453	62-137
1989	B.J. Armstrong	.397	46-116
1990	Troy Skinner	.267	16-60
1991	Troy Skinner	.472	42-89
1992	Troy Skinner	.360	18-50
1993	Wade Lookingbill	.377	20-53
1994	Jim Bartels	.374	49-131
1995	Jim Bartels	.413	59-143
1996	Jess Settles	.348	40-115
1997	Kent McCausland	.522	70-134
1998	J.R. Koch	.471	16-34



## SEASON LEADERS

1999	Kent McCausland	.421	59-140
2000	Rob Griffin	.401	57-142
2001	Luke Recker	.431	47-109
2002	Ryan Hogan	.471	33-70
2003	Brody Boyd	.309	55-178
2004	Jeff Horner	.425	65-153
2005	Jeff Horner	.408	86-211
2006	Jeff Horner	.348	70-201
<b>2007</b>	<b>Justin Johnson</b>	<b>.455</b>	<b>45-99</b>

**FREE THROW PERCENTAGE**

Minimum of two att./game

YEAR	PLAYER	FT%	FT-FTA
1939	Ben Stephens	.707	75-106
1940	Dick Evans	.758	25-33
1941	Vic Siegel	.750	60-80
1942	Tom Chapman	.726	69-95
1943	Tom Chapman	.766	46-60
1944	Dick Ives	.602	41-68
1945	Clayton Wilkinson	.632	43-68
1946	Murray Wier	.629	39-62
1947	Murray Wier	.667	62-93
1948	Leonard Metcalfe	.750	27-36
1949	Al Weiss	.637	37-58
1950	Bob Vollers	.633	33-57
1951	Charles Darling	.667	80-120
1952	Charles Darling	.702	153-218
1953	Herb Thompson	.666	78-117
1954	Bill Logan	.659	83-126
1955	Bill Seaberg	.788	82-104
1956	Bill Seaberg	.780	110-141
1957	Dave Gunther	.685	87-127
1958	Dave Gunther	.688	97-141
1959	Dave Gunther	.737	112-152
1960	Mike Heitman	.837	41-49
1961	Don Nelson	.656	176-268
1962	Don Nelson	.704	186-264
1963	Jimmy Rodgers	.800	92-115
1964	Jimmy Rodgers	.829	87-105
1965	Jimmy Rodgers	.845	93-110
1966	Chris Pervall	.751	130-173
1967	Tom Chapman	.870	114-131
1968	Sam Williams	.732	194-265
1969	Glenn Vidnovic	.862	163-189
1970	Glenn Vidnovic	.875	133-152
1971	Fred Brown	.829	126-152
1972	Rick Williams	.863	113-131
1973	Rick Williams	.851	63-74
1974	John Hairston	.702	40-57
1975	Larry Moore	.794	50-63
1976	Cal Wulfsberg	.818	63-77
1977	Dick Peth	.819	86-105
1978	Ronnie Lester	.746	132-177
1979	Ronnie Lester	.845	136-161

1980	Ronnie Lester	.800	80-100
1981	Vince Brookins	.798	75-94
1982	Kenny Arnold	.784	91-116
1983	Bob Hansen	.760	98-129
1984	Steve Carfino	.757	56-74
1985	Jeff Moe	.778	49-63
1986	Bill Jones	.802	65-81
1987	B.J. Armstrong	.794	100-126
1988	B.J. Armstrong	.849	124-146
1989	B.J. Armstrong	.833	160-192
1990	Troy Skinner	.841	53-63
1991	Troy Skinner	.845	98-116
1992	Val Barnes	.862	81-94
1993	Wade Lookingbill	.828	72-87
1994	Chris Kingsbury	.821	46-56
1995	Chris Kingsbury	.803	98-122
1996	Russ Millard	.799	115-144
1997	Andre Woolridge	.749	155-207
1998	Dean Oliver	.762	96-126
1999	Jess Settles	.783	54-69
2000	Kyle Galloway	.841	69-82
2001	Luke Recker	.856	77-90
2002	Luke Recker	.885	108-122
2003	Chauncey Leslie	.781	107-137
2004	Jeff Horner	.860	98-114
2005	Adam Haluska	.808	105-130
2006	Adam Haluska	.848	112-132
2007	Adam Haluska	.870	167-192

**BLOCKED SHOTS**

Based on total blocks

YEAR	PLAYER	NO.	AVG
1980	Steve Krafcisin	23	0.6
1981	Steve Waite	16	0.6
1982	Greg Stokes	30	1.0
1983	Greg Stokes	79	2.5
1984	Greg Stokes	58	2.1
1985	Greg Stokes	62	1.9
1986	Gerry Wright	33	1.1
1987	Brad Lohaus	37	1.1
1988	Kent Hill	11	0.3
1989	Les Jepsen	28	0.9
1990	Acie Earl	50	2.3
1991	Acie Earl	106	3.3
1992	Acie Earl	121	4.0
1993	Acie Earl	88	2.8
1994	James Winters	26	1.1
1995	Ryan Bowen	34	1.0
1996	Russ Millard	25	0.8
1997	Guy Rucker	39	1.2
1998	Ryan Bowen	41	1.3
1999	J.R. Koch	32	1.1
2000	Jacob Jaacks	13	0.4
2001	Reggie Evans	21	0.6

2002	Glen Worley	31	0.9
2003	Jared Reiner	34	1.2
	Glen Worley	34	1.1
2004	Erek Hansen	40	1.8
2005	Erek Hansen	83	2.6
2006	Erek Hansen	89	2.6
<b>2007</b>	<b>Kurt Looby</b>	<b>53</b>	<b>1.7</b>

**STEALS**

Based on total steals

YEAR	PLAYER	NO.	AVG
1980	Kevin Boyle	58	1.7
1981	Kevin Boyle	38	1.4
1982	Steve Carfino	44	1.5
1983	Steve Carfino	54	1.7
1984	Steve Carfino	66	2.3
1985	Greg Stokes	48	1.5
1986	Andre Banks	66	2.1
1987	B.J. Armstrong	50	1.4
1988	Bill Jones	72	2.1
1989	B.J. Armstrong	59	1.8
1990	James Moses	43	1.5
1991	Kevin Smith	41	1.3
1992	James Moses	47	1.6
1993	Kenyon Murray	45	1.4
1994	Kenyon Murray	56	2.1
1995	Jim Bartels	70	2.1
1996	Mon'ter Glasper	50	1.6
1997	Ryan Bowen	55	1.9
1998	Ryan Bowen	79	2.5
1999	Dean Oliver	51	1.7
2000	Dean Oliver	62	2.1
2001	Dean Oliver	50	1.4
2002	Luke Recker	56	1.6
2003	Chauncey Leslie	45	1.5
2004	Brody Boyd	68	2.3
2005	Jeff Horner	47	1.4
2006	Jeff Horner	41	1.4
2007	Tyler Smith	45	1.5

**ASSISTS**

Based on total assists

YEAR	PLAYER	NO.	AVG
1975	Larry Moore	70	2.7
1976	Cal Wulfsberg	191	9.0
1977	Cal Wulfsberg	110	4.1
1978	Ronnie Lester	163	6.1
1979	Ronnie Lester	147	5.3
1980	Kenny Arnold	142	4.3
1981	Kenny Arnold	110	3.9
1982	Kevin Boyle	101	3.5
1983	Steve Carfino	134	4.3
1984	Andre Banks	83	3.3

1985	Andre Banks	104	3.5
1986	Andre Banks	119	3.7
1987	B.J. Armstrong	148	4.2
1988	B.J. Armstrong	155	4.6
1989	B.J. Armstrong	173	5.4
1990	Troy Skinner	107	3.8
1991	Troy Skinner	109	3.4
1992	Kevin Smith	110	4.8
1993	Kevin Smith	110	3.9
1994	Mon'ter Glasper	140	5.2
1995	Andre Woolridge	190	5.8
1996	Andre Woolridge	193	6.0
1997	Andre Woolridge	192	6.0
1998	Dean Oliver	131	4.2
1999	Dean Oliver	136	4.5
2000	Dean Oliver	126	4.2
2001	Dean Oliver	168	4.8
2002	Pierre Pierce	114	3.2
2003	Jeff Horner	140	4.5
2004	Jeff Horner	123	4.2
2005	Jeff Horner	180	5.5
2006	Jeff Horner	169	5.6
<b>2007</b>	<b>Tony Freeman</b>	<b>116</b>	<b>3.7</b>

Note: Players listed in boldface are current players.

## TOURNAMENT RECORDS

## IOWA'S NCAA TOURNAMENT RECORDS

## INDIVIDUAL

Points	36, Bill Logan vs. Temple, 3/22/56
FG	15, Chad Calabria vs. Notre Dame, 3/14/70
FGA	31, John Johnson vs. Notre Dame, 3/14/70
3pt. FG	6, Dean Oliver vs. Kentucky, 3/17/01 6, B.J. Armstrong vs. Rutgers, 3/17/89
3pt. FGA	9, Adam Haluska vs. Northwestern St., 3/17/06 9, Dean Oliver vs. Kentucky, 3/17/01 9, Kent McCausland vs. Arkansas, 3/13/99 9, B.J. Armstrong vs. Rutgers, 3/17/89
FT	16, B.J. Armstrong, vs. Florida State, 3/18/88
FTA	20, B.J. Armstrong vs. Florida State, 3/18/88
Rebounds	18, Bill Schoof vs. Temple, 3/22/56
Assists	10, Andre Woolridge vs. Virginia, 3/13/97 10, B.J. Armstrong vs. Oklahoma, 3/20/87
Blocks	8, Acie Earl vs. Duke, 3/21/92
Steals	5, Chris Street vs. East Tennessee St., 3/14/91 5, Steve Carfino vs. Utah State, 3/17/83

## TEAM

Points	121 vs. Notre Dame, 3/14/70
Pts/Half	75 vs. Notre Dame, 3/14/70
FG	52 vs. Notre Dame, 3/14/70
FGA	100 vs. Morehead State, 3/16/56
FG%	63.5% vs. Rutgers (33 of 52), 3/17/89
3pt. FG	12 vs. Alabama-Birmingham, 3/11/99
3pt. FGA	23 vs. Alabama-Birmingham, 3/11/99
3pt. FG%	70% vs. East Tennessee St. (7 of 10), 3/14/91
FT	35 vs. Morehead State, 3/16/56
FTA	52 vs. Morehead State, 3/16/56
FT%	95.2% vs. N.C. State (20 of 21), 3/19/89
Rebounds	60 vs. Morehead State, 3/16/56
Assists	25 vs. Virginia Commonwealth, 3/6/80
Blocks	10 vs. Duke, 3/21/92
Steals	13 vs. Santa Clara, 3/13/87

## IOWA'S NATIONAL INVITATION TOURNAMENT RECORDS

(Includes pre-season and post-season NIT)

## INDIVIDUAL

Points	28, Andre Woolridge vs. Penn State, 3/23/95
FG	11, Ryan Bowen vs. Georgia, 3/11/98
FGA	21, Ricky Davis vs. Georgia, 3/11/98
3pt. FG	5, Chris Kingsbury vs. Ohio University, 3/21/95
3pt. FGA	13, Chris Kingsbury vs. Ohio University, 3/21/95
FT	13, Chauncey Leslie vs. Georgia Tech, 3/24/03
FTA	15, Chauncey Leslie vs. Georgia Tech, 3/24/03
Rebounds	11, Ryan Bowen vs. Georgia, 3/11/98
Assists	10, Andre Woolridge vs. DePaul, 3/15/95
Blocks	4, Ryan Bowen vs. Penn State, 3/23/95
Steals	5, Jim Bartels vs. DePaul, 3/15/95

## TEAM

Points	96 vs. DePaul, 3/15/95
Pts/Half	50 vs. DePaul, 3/15/95
FG	34 vs. DePaul, 3/15/95
FGA	74 vs. Georgia, 3/11/98
FG%	54.9% vs. Temple, (28 of 51), 11/15/90
3pt. FG	9 vs. Ohio University, 3/21/95
3pt. FGA	27 vs. Ohio University, 3/21/95
3pt. FG%	40.0% vs. Temple, (4 of 10), 11/15/90
FT	24 vs. Georgia Tech, 3/24/03
FTA	31 vs. Georgia Tech, 3/24/03
FT%	95.6% vs. DePaul, (22 of 23), 3/15/95
Rebounds	41 vs. Ohio University, 3/21/95
Assists	24 vs. DePaul, 3/15/95
Blocks	8 vs. Penn State, 3/23/95
Steals	17 vs. Georgia, 3/11/98

## IOWA'S BIG TEN TOURNAMENT RECORDS

## INDIVIDUAL

Points	30, Reggie Evans vs. Penn State, 3/10/01 30, Dean Oliver vs. Michigan State, 3/10/00 30, Kyle Galloway vs. Minnesota, 3/9/00
FG	11, Dean Oliver vs. Michigan State, 3/10/00
FGA	18, Pierre Pierce vs. Michigan, 3/12/04
3pt. FG	6, Jeff Horner vs. Minnesota, 3/10/06
3pt. FGA	11, Jeff Horner vs. Michigan State, 3/11/05 11, Brody Boyd vs. Ohio State, 3/13/03
FT	12, Reggie Evans vs. Penn State, 3/10/01
FTA	17, Reggie Evans vs. Penn State, 3/10/01
Rebounds	18, Reggie Evans vs. Purdue, 3/7/02 18, Reggie Evans vs. Penn State, 3/10/01
Assists	10, Jeff Horner vs. Ohio State 3/12/06
<b>Blocks</b>	<b>5, Kurt Looby vs. Purdue, 3/9/07</b>
Steals	5, Jeff Horner vs. Minnesota, 3/10/06 5, Luke Recker vs. Wisconsin, 3/8/02

## TEAM

Points	94 vs. Penn State, 3/10/01
Pts/Half	53 vs. Ohio State, 3/9/01
FG	31 vs. Purdue, 3/7/02
FGA	62 vs. Michigan, 3/6/98
FG%	.574 (31-54) vs. Purdue, 3/7/02
3pt. FG	9 vs. Purdue, 3/10/05 9 vs. Minnesota, 3/9/00
3pt. FGA	25 vs. Ohio State, 3/10/02
3pt. FG%	.563 (9-16) vs. Minnesota, 3/9/00
FT	36 vs. Penn State, 3/10/01
FTA	48 vs. Penn State, 3/10/01
FT%	.824 (14-17) vs. Michigan, 3/6/98
Rebounds	41 vs. Ohio State, 3/12/06 41 vs. Purdue, 3/7/02
Assists	21 vs. Purdue, 3/10/05
Blocks	9 vs. Purdue, 3/9/07
Steals	13 vs. Wisconsin, 3/8/02

# CARVER-HAWKEYE ARENA RECORDS

(Iowa best in parentheses if not the record)

## INDIVIDUAL

Points	45 by Brian Quinnett, Washington State, 12/5/86 (36 by Adam Haluska vs. Georgia State, 12/20/06) (36 by Rob Griffin vs. Penn State, 3/4/00)
FG	16 by Brian Quinnett, Washington State, 12/5/86 (15 by Roy Marble vs. Michigan, 2/9/89) (15 by Greg Stokes vs. George Mason, 12/1/84)
FGA	28 by Greg Stokes vs. Ohio State, 2/28/85
FG%	100.0 by Greg Stokes (11-11) vs. Georgia St., 12/12/84
3pt. FG	9 by Chris Kingsbury vs. Long Island, 12/17/94 9 by Rod Parker, Chicago State, 12/18/90
3pt. FGA	19 by Chris Kingsbury vs. Long Island, 12/17/94
3pt. FG%	100.0 by Jeff Horner (6-6) vs. Penn State, 1/31/04 100.0 by Val Barnes (5-5) vs. Centenary, 1/4/92 100.0 by Everette Stephens (5-5), Purdue, 2/22/87
FT	16 by Adam Haluska (16-18) vs. Northwestern, 2/15/07 16 by Reggie Evans (16-22) vs. Purdue, 2/21/01
FTA	22 by Reggie Evans vs. Purdue, 2/21/01
FT%	100% by Luke Recker (12-12) vs. Kansas State, 12/22/01 100% by Val Barnes (12-12) vs. Ohio State, 2/18/92 100% by Roy Marble (12-12) vs. No. Iowa, 12/6/88 100% by Luke Recker (11-11) vs. Minnesota, 2/9/02 100% by Tyler Smith (10-10) vs. Indiana, 2/3/07 100% by Troy Taylor (10-10), Ohio State, 1/27/83
Rebounds	23 by Greg Brunner vs. Minnesota, 1/18/06
Assists	17 by Chris Nikchevich, Loyola-Marymount, 12/5/86 (15 by B.J. Armstrong vs. Minnesota, 2/18/89)
Blocks	9 by Acie Earl vs. Wisconsin, 1/29/92
Steals	9 by Kenyon Murray vs. Ohio State, 2/18/95 9 by Acie Earl vs. Texas Southern, 12/28/92

## TEAM

Points	126 vs. Morgan State, 11/25/94
Pts/Half	80 vs. Michigan (2 OT), 2/9/89 70 vs. Morgan State, 11/25/89
Two Teams	215, Michigan (108) vs. Iowa (107) in 2OT, 2/9/89 212, Iowa (124) vs. UC-Irvine (88), 2/5/87
FG	45 vs. UC-Irvine, 12/5/87
FGA	91 by Michigan, 2/9/89 (90 vs. Loyola-Marymount, 12/6/86)
FG%	.675 vs. Air Force (27-40), 12/28/04
3pt. FG	15 vs. Northwestern, 1/3/98 15 vs. Long Island, 12/17/94
3pt. FGA	36 vs. Long Island, 12/17/94
3pt. FG%	77.7 by Wisconsin (7-9), 2/10/90 (75.0 vs. Northwestern (15-20), 1/3/98)
FT	40 vs. Wisconsin, 1/2/95
FTA	61 vs. Long Beach State, 12/4/93
FT%	100% vs. Western Illinois (20-20), 11/19/04
Rebounds	66 vs. East Tennessee State, 12/1/95
Assists	34 vs. George Mason, 12/1/84
Blocks	12 vs. St. Louis, 12/31/04 12 vs. UNC Greensboro, 12/4/04
Steals	23 vs. Northern Iowa, 12/5/95 23 vs. Northwestern, 2/22/86

## IOWA VS. ALL OPPONENTS IN CARVER-HAWKEYE ARENA


OPPONENT	W	L	OPPONENT	W	L
Abilene Christian	1	0	Louisiana Tech	2	0
Air Force	1	0	Loyola-Marymount	1	0
Alabama State	1	0	Maryland-Baltimore Co.	1	0
Arizona	0	1	Maryland-Eastern Shore	3	0
Arizona State	1	0	McNeese State	1	0
Arkansas-Little Rock	1	0	Mercer	1	0
Arkansas State	0	1	Michigan	13	9
Army	1	0	Michigan State	12	10
Austin Peay	1	0	Minnesota	17	7
Baylor	1	0	Mississippi State	1	0
Boston University	2	0	Mississippi Valley State	1	0
Brigham Young	1	0	Missouri	3	1
Brown	1	0	Missouri-St. Louis	1	0
Bucknell	1	0	Monmouth (NJ)	1	0
Cal-Irvine	1	0	Montana State	1	0
Cal-Northridge	1	0	Morehead State (KY)	2	0
Cal-Santa Barbara	1	0	Morgan State	1	0
Centenary	3	0	Navy	1	0
Central Connecticut State	1	0	North Carolina	1	0
Central Florida	1	0	North Carolina State	1	0
Chicago State	2	0	North Carolina-Asheville	1	0
Citadel	1	0	North Carolina-Greensboro	1	0
Colgate	3	0	North Texas	1	0
Colorado	1	0	Northern Iowa	9	1
Coppin State	1	0	Northern Illinois	1	0
Cornell	1	0	Northwestern	20	2
Creighton	1	1	Ohio State	16	7
Dartmouth	2	0	Ohio University	4	0
Delaware	1	0	Oregon State	1	0
Detroit Mercy	1	0	Penn State	10	3
Drake	11	0	Pepperdine	1	0
Drexel	1	0	Purdue	13	8
Duke	0	1	Rice	1	0
East Tennessee State	1	0	Rider	1	0
Eastern Illinois	3	0	Robert Morris	1	0
Eastern Washington	1	0	Saint Louis	1	0
Florida Atlantic	1	0	South Alabama	1	0
Furman	1	0	South Carolina	1	0
George Mason	1	0	Southern Methodist	1	0
Georgia	1	1	Southern Mississippi	1	0
Georgia State	2	0	Southwest Texas State	1	0
Georgia Tech	1	1	Temple	1	0
Gonzaga	1	0	Tenn.-Chattanooga	1	0
Grambling State	1	0	Tennessee State	1	0
Illinois	17	7	Texas-Pan American	3	0
Illinois Wesleyan	2	0	Texas-San Antonio	1	0
Indiana	15	8	Texas Southern	5	0
Iowa State	9	4	Texas Tech	1	0
Jackson State	1	0	Tulsa	1	0
Kansas	1	0	UCLA	1	0
Kansas State	1	0	Valparaiso	2	0
Lafayette	1	0	Weber State	1	0
LaSalle	1	0	Western Carolina	2	0
Lehigh	2	0	Western Illinois	3	0
Liberty	1	0	Wisconsin	14	8
Long Beach State	1	0	Wisconsin-Green Bay	1	0
Long Island	2	0	Wisconsin-Milwaukee	1	0
Louisiana State	0	1	<b>Totals</b>	<b>308</b>	<b>82</b>



## 1,000 POINT CLUB

## NO. 1

## ROY MARBLE – 2,116 (1986, 87, 88, 89)




YEAR	GP	FG-FGA	FG%	FT-FTA	FT%	REB	AVG	PTS	AVG
1986	32	157-300	.523	85-118	.732	157	4.9	399	11.5
1987	35	199-357	.557	118-173	.682	178	5.1	520	14.9
1988	34	190-343	.544	141-190	.742	147	4.3	522	15.4
1989	33	241-459	.525	172-226	.761	186	5.6	675	20.5
<b>TOTALS</b>	<b>134</b>	<b>*787-1,459</b>	<b>.539</b>	<b>516-707</b>	<b>.729</b>	<b>668</b>	<b>4.9</b>	<b>2,116</b>	<b>15.8</b>

\* – includes 26 three-point FGs

## NO. 2

## ACIE EARL – 1,779 (1990, 91, 92, 93)



YEAR	GP	FG-FGA	FG%	FT-FTA	FT%	REB	AVG	PTS	AVG
1990	22	48-109	.440	34-46	.739	78	3.6	131	6.0
1991	32	179-356	.503	161-242	.665	136	6.7	520	16.3
1992	30	212-398	.533	162-243	.667	234	7.8	586	19.5
1993	32	203-402	.505	136-194	.701	286	8.9	542	16.9
<b>TOTALS</b>	<b>116</b>	<b>*642-1,265</b>	<b>.508</b>	<b>493-725</b>	<b>.680</b>	<b>811</b>	<b>6.9</b>	<b>1,779</b>	<b>15.3</b>

\* – includes two three-point FGs

## NO. 3


## GREG STOKES – 1,768 (1982, 83, 84, 85)



YEAR	GP	FG-FGA	FG%	FT-FTA	FT%	REB	AVG	PTS	AVG
1982	29	61-128	.477	43-77	.558	123	4.2	165	5.7
1983	31	219-403	.543	110-173	.636	223	7.2	548	17.7
1984	28	163-284	.574	91-134	.679	193	6.9	417	14.9
1985	32	262-479	.547	114-170	.671	268	8.4	638	19.9
<b>TOTALS</b>	<b>120</b>	<b>705-1,294</b>	<b>.545</b>	<b>358-554</b>	<b>.646</b>	<b>807</b>	<b>6.7</b>	<b>1,768</b>	<b>14.7</b>

## NO. 4

## B.J. ARMSTRONG – 1,705 (1986, 87, 88, 89)



YEAR	GP	FG-FGA	FG%	FT-FTA	FT%	REB	AVG	PTS	AVG
1986	29	32-66	.485	19-21	.905	16	0.6	83	2.9
1987	35	153-295	.519	100-126	.794	89	2.5	434	12.4
1988	34	203-421	.482	124-146	.849	74	2.2	592	17.4
1989	32	195-403	.484	160-192	.822	79	2.5	596	18.6
<b>TOTALS</b>	<b>130</b>	<b>*583-1185</b>	<b>.492</b>	<b>403-485</b>	<b>.831</b>	<b>258</b>	<b>1.9</b>	<b>1705</b>	<b>13.1</b>

\* – includes 136 three-point field goals

## NO. 5

## RONNIE LESTER – 1,675 (1977, 78, 79, 80)



YEAR	GP	FG-FGA	FG%	FT-FTA	FT%	REB	AVG	PTS	AVG
1977	27	140-312	.437	83-119	.697	66	2.4	363	13.4
1978	27	202-423	.478	132-177	.746	68	2.5	536	19.9
1979	28	194-401	.484	136-161	.845	63	2.3	524	18.7
1980	17	86-185	.465	80-100	.800	29	1.7	252	14.8
<b>TOTALS</b>	<b>99</b>	<b>622-1321</b>	<b>.471</b>	<b>431-557</b>	<b>.774</b>	<b>226</b>	<b>2.3</b>	<b>1675</b>	<b>16.9</b>

## NO. 6

## JESS SETTLES – 1,611 (1994, 95, 96, 97, 99)



YEAR	GP	FG-FGA	FG%	FT-FTA	FT%	REB	AVG	PTS	AVG
1994	27	156-272	.574	86-109	.789	203	7.5	414	15.3
1995	26	138-294	.469	97-121	.802	162	6.2	405	15.6
1996	32	179-375	.477	86-116	.741	239	7.5	484	15.1
1997	3	10-20	.500	13-14	.929	10	3.3	34	11.3
1999	28	98-225	.436	54-69	.783	133	4.8	274	9.8
<b>TOTALS</b>	<b>116</b>	<b>*581-1186</b>	<b>.490</b>	<b>336-429</b>	<b>.783</b>	<b>747</b>	<b>6.4</b>	<b>1611</b>	<b>13.9</b>

\* – includes 113 three-point FGs

## NO. 7

## ADAM HALUSKA – 1,578 (2005, 06, 07)



YEAR	GP	FG-FGA	FG%	FT-FTA	FT%	REB	AVG	PTS	AVG
2005	33	152-318	.478	105-130	.808	131	4.0	467	14.2
2006	34	149-357	.417	112-132	.848	159	4.7	474	13.9
2007	31	190-466	.408	167-192	.870	144	4.6	637	20.5
<b>*CAREER</b>	<b>98</b>	<b>491-1141</b>	<b>.430</b>	<b>212-582</b>	<b>.846</b>	<b>434</b>	<b>4.4</b>	<b>1578</b>	<b>16.1</b>

\* – includes 212 three-point FGs

## 1,000 POINT CLUB

**NO. 8 DEAN OLIVER – 1,561 (1998, 99, 00, 01)**

YEAR	GP	FG-FGA	FG%	FT-FTA	FT%	REB	AVG	PTS	AVG
1998	31	79-211	.374	96-126	.762	78	2.5	274	8.8
1999	30	105-262	.401	111-155	.716	106	3.5	357	11.9
2000	30	125-339	.369	118-154	.766	87	2.9	408	13.6
2001	35	157-401	.392	143-186	.769	98	2.8	522	14.9
<b>CAREER</b>	<b>126</b>	<b>*466-1213</b>	<b>.384</b>	<b>468-621</b>	<b>.751</b>	<b>369</b>	<b>2.9</b>	<b>1561</b>	<b>12.4</b>

\* – includes 161 three-point FGs

**NO. 9 ANDRE WOOLRIDGE – 1,525 (1995, 96, 97)**

YEAR	GP	FG-FGA	FG%	FT-FTA	FT%	REB	AVG	PTS	AVG
1995	33	153-320	.478	131-171	.766	82	2.5	461	14.0
1996	32	150-320	.469	97-132	.735	103	3.2	419	13.1
1997	32	216-472	.458	155-207	.749	87	2.7	645	20.2
<b>TOTALS</b>	<b>97</b>	<b>*519-1112</b>	<b>.467</b>	<b>383-510</b>	<b>.751</b>	<b>272</b>	<b>2.8</b>	<b>1525</b>	<b>15.7</b>

\* – includes 104 three-point FGs

**NO. 10 DON NELSON – 1,522 (1960, 61, 62)**

YEAR	GP	FG-FGA	FG%	FT-FTA	FT%	REB	AVG	PTS	AVG
1960	24	140-320	.437	100-155	.645	241	10.0	380	15.8
1961	24	197-377	.522	176-268	.656	258	10.8	570	23.7
1962	24	193-348	.554	186-264	.704	285	11.9	571	23.8
<b>TOTALS</b>	<b>72</b>	<b>530-1045</b>	<b>.507</b>	<b>462-687</b>	<b>.672</b>	<b>784</b>	<b>10.9</b>	<b>1522</b>	<b>21.2</b>

**NO. 11 GREG BRUNNER – 1,516 (2003, 04, 05, 06)**


YEAR	GP	FG-FGA	FG%	FT-FTA	FT%	REB	AVG	PTS	AVG
2003	31	91-173	.526	45-77	.584	162	5.2	234	7.5
2004	29	123-224	.549	64-115	.557	239	8.2	316	10.9
2005	33	175-342	.512	118-171	.690	275	8.3	485	14.7
2006	34	164-361	.454	141-203	.695	314	9.2	481	14.1
<b>TOTALS</b>	<b>127</b>	<b>553-1,100</b>	<b>.503</b>	<b>368-566</b>	<b>.650</b>	<b>990</b>	<b>7.8</b>	<b>1,516</b>	<b>11.9</b>

\* – includes 42 three-point FGs

**NO. 12 JEFF HORNER – (2003, 04, 05, 06)**


YEAR	GP	FG-FGA	FG%	FT-FTA	FT%	REB	AVG	PTS	AVG
2003	31	79-239	.332	56-73	.767	137	4.4	255	8.2
2004	29	107-243	.440	98-114	.860	155	5.3	377	13.0
2005	33	146-359	.407	85-108	.787	148	4.5	463	14.0
2006	30	126-331	.381	85-114	.746	123	4.1	407	13.6
<b>TOTALS</b>	<b>123</b>	<b>458-1,171</b>	<b>.391</b>	<b>324-409</b>	<b>.792</b>	<b>563</b>	<b>4.6</b>	<b>1,502</b>	<b>12.2</b>

\* – includes 262 three-point FGs

**NO. 13 ED HORTON – 1,372 (1986, 87, 88, 89)**

YEAR	GP	FG-FGA	FG%	FT-FTA	FT%	REB	AVG	PTS	AVG
1986	29	44-104	.423	22-48	.458	116	4.0	110	3.8
1987	35	106-228	.465	61-104	.587	197	5.6	273	7.8
1988	34	160-301	.532	65-117	.556	213	6.3	385	11.3
1989	33	250-453	.552	103-181	.569	350	10.6	604	18.3
<b>TOTALS</b>	<b>131</b>	<b>*560-1086</b>	<b>.516</b>	<b>251-450</b>	<b>.558</b>	<b>876</b>	<b>6.7</b>	<b>1372</b>	<b>10.5</b>

\* – includes one three-point FG

**NO. 14 BRUCE KING – 1,361 (1975, 76, 77)**

YEAR	GP	FG-FGA	FG%	FT-FTA	FT%	REB	AVG	PTS	AVG
1975	26	134-299	.448	30-41	.732	228	8.8	298	11.5
1976	29	241-477	.505	57-71	.803	292	10.0	539	18.6
1977	25	198-419	.473	128-170	.753	332	13.3	524	21.0
<b>TOTALS</b>	<b>80</b>	<b>573-1195</b>	<b>.479</b>	<b>215-282</b>	<b>.762</b>	<b>852</b>	<b>10.7</b>	<b>1361</b>	<b>17.0</b>

## 1,000 POINT CLUB

**NO. 15 JAMES MOSES – 1,343 (1989, 90, 91, 92)**

YEAR	GP	FG-FGA	FG%	FT-FTA	FT%	REB	AVG	PTS	AVG
1989	33	68-194	.351	20-34	.588	63	1.9	177	5.4
1990	28	120-337	.356	102-143	.713	80	2.9	365	13.0
1991	32	144-309	.466	62-90	.689	101	3.2	384	12.0
1992	30	148-365	.406	90-109	.826	105	3.5	417	13.9
<b>TOTALS</b>	<b>123</b>	<b>*480-1205</b>	<b>.398</b>	<b>274-376</b>	<b>.729</b>	<b>349</b>	<b>2.8</b>	<b>1343</b>	<b>10.9</b>

\* – includes 109 three-point FGs

**NO. 16 JEFF MOE – 1,248 (1985, 86, 87, 88)**


YEAR	GP	FG-FGA	FG%	FT-FTA	FT%	REB	AVG	PTS	AVG
1985	30	91-205	.444	49-63	.778	43	1.4	231	7.7
1986	32	84-158	.532	23-29	.793	11	0.3	191	6.0
1987	35	135-289	.467	59-77	.766	75	2.1	389	11.1
1988	34	135-275	.491	96-122	.787	72	2.1	437	12.9
<b>TOTALS</b>	<b>131</b>	<b>*445-927</b>	<b>.480</b>	<b>227-291</b>	<b>.780</b>	<b>201</b>	<b>1.5</b>	<b>1248</b>	<b>9.5</b>

\* – includes 131 three-point FGs

**NO. 17 KENYON MURRAY – 1,230 (1993, 94, 95, 96)**

YEAR	GP	FG-FGA	FG%	FT-FTA	FT%	REB	AVG	PTS	AVG
1993	32	77-182	.423	55-95	.579	130	4.1	215	6.7
1994	27	122-297	.411	77-137	.562	157	5.8	333	12.3
1995	33	141-307	.459	71-120	.592	139	4.2	379	11.5
1996	32	129-229	.563	40-64	.625	140	4.4	303	9.5
<b>TOTALS</b>	<b>124</b>	<b>*469-1015</b>	<b>.462</b>	<b>243-416</b>	<b>.584</b>	<b>566</b>	<b>4.6</b>	<b>1230</b>	<b>9.9</b>


\* – includes 49 three-point FGs

**NO. 18 KEVIN BOYLE – 1,189 (1979, 80, 81, 82)**

YEAR	GP	FG-FGA	FG%	FT-FTA	FT%	REB	AVG	PTS	AVG
1979	28	131-289	.453	72-96	.750	186	6.6	334	11.9
1980	33	163-318	.513	62-88	.705	205	6.2	388	11.8
1981	28	110-218	.505	58-71	.817	151	5.4	278	9.9
1982	29	78-166	.470	33-63	.529	132	4.6	189	6.5
<b>TOTALS</b>	<b>118</b>	<b>482-991</b>	<b>.486</b>	<b>225-318</b>	<b>.708</b>	<b>674</b>	<b>5.7</b>	<b>1189</b>	<b>10.1</b>

**NO. 19 (TIE) DAVE GUNTHER – 1,188 (1957, 58, 59)**


YEAR	GP	FG-FGA	FG%	FT-FTA	FT%	REB	AVG	PTS	AVG
1957	22	92-268	.343	87-127	.685	197	9.0	271	12.3
1958	22	169-377	.448	97-141	.688	225	10.2	435	19.8
1959	22	180-433	.415	122-167	.730	268	12.2	482	21.9
<b>TOTAL</b>	<b>66</b>	<b>441-1078</b>	<b>.409</b>	<b>306-435</b>	<b>.703</b>	<b>690</b>	<b>10.5</b>	<b>1188</b>	<b>18.0</b>

**NO. 19 (TIE) BILL LOGAN – 1,188 (1954, 55, 56)**

YEAR	GP	FG-FGA	FG%	FT-FTA	FT%	REB	AVG	PTS	AVG
1954	22	116-299	.387	83-126	.659	-	-	315	14.3
1955	26	155-387	.400	103-157	.657	285	11.0	413	15.9
1956	26	175-420	.440	110-179	.615	268	10.3	460	17.7
<b>TOTALS</b>	<b>74</b>	<b>446-1105</b>	<b>.403</b>	<b>296-462</b>	<b>.641</b>	<b>553</b>	<b>10.6</b>	<b>1188</b>	<b>16.1</b>




# 1,000 POINT CLUB

**NO. 21 VAL BARNES – 1,181 (1991, 92, 93)**


YEAR	GP	FG-FGA	FG%	FT-FTA	FT%	REB	AVG	PTS	AVG
1991	32	133-336	.396	64-87	.736	79	2.5	368	11.5
1992	30	116-267	.435	81-94	.862	100	3.3	344	11.5
1993	32	173-392	.441	81-106	.764	103	3.2	469	14.7
<b>TOTALS</b>	<b>94</b>	<b>*422-995</b>	<b>.424</b>	<b>226-287</b>	<b>.787</b>	<b>282</b>	<b>3.0</b>	<b>1181</b>	<b>12.6</b>


\* – includes 111 three-point FGs

**NO. 22 SAM WILLIAMS – 1,176 (1967, 68)**



YEAR	GP	FG-FGA	FG%	FT-FTA	FT%	REB	AVG	PTS	AVG
1967	24	183-387	.473	178-232	.767	225	9.4	544	22.6
1968	25	219-475	.461	194-265	.732	273	10.9	632	25.3
<b>TOTALS</b>	<b>49</b>	<b>402-862</b>	<b>.466</b>	<b>372-497</b>	<b>.794</b>	<b>498</b>	<b>10.2</b>	<b>1176</b>	<b>24.0</b>

**NO. 23 JOHN JOHNSON – 1,172 (1969, 70)**



YEAR	GP	FG-FGA	FG%	FT-FTA	FT%	REB	AVG	PTS	AVG
1969	24	174-344	.506	125-186	.627	256	10.7	473	19.7
1970	25	289-508	.569	121-161	.752	253	10.1	699	27.9
<b>TOTALS</b>	<b>49</b>	<b>463-852</b>	<b>.543</b>	<b>246-347</b>	<b>.709</b>	<b>509</b>	<b>10.4</b>	<b>1172</b>	<b>23.9</b>

**NO. 24 CHAD CALABRIA – 1,168 (1968, 69, 70)**


YEAR	GP	FG-FGA	FG%	FT-FTA	FT%	REB	AVG	PTS	AVG
1968	25	138-324	.425	72-108	.667	115	4.6	348	13.9
1969	24	125-283	.442	91-117	.778	99	4.1	341	14.2
1970	25	181-330	.548	117-146	.801	139	5.6	479	19.1
<b>TOTALS</b>	<b>74</b>	<b>444-937</b>	<b>.474</b>	<b>280-371</b>	<b>.755</b>	<b>353</b>	<b>4.8</b>	<b>1169</b>	<b>15.8</b>

**NO. 25 (TIE) KEVIN KUNNERT – 1,145 (1971, 72, 73)**


YEAR	GP	FG-FGA	FG%	FT-FTA	FT%	REB	AVG	PTS	AVG
1971	24	106-220	.482	37-53	.698	227	9.5	249	10.4
1972	24	180-349	.516	76-122	.623	353	14.7	436	18.2
1973	24	198-363	.545	64-92	.696	334	13.9	460	19.2
<b>TOTALS</b>	<b>72</b>	<b>484-932</b>	<b>.519</b>	<b>177-267</b>	<b>.663</b>	<b>914</b>	<b>12.7</b>	<b>1145</b>	<b>15.9</b>

**NO. 25 (TIE) BOB HANSEN – 1,145 (1980, 81, 82, 83)**


YEAR	GP	FG-FGA	FG%	FT-FTA	FT%	REB	AVG	PTS	AVG
1980	33	71-167	.425	43-73	.589	67	2.0	185	5.6
1981	22	70-156	.449	45-53	.849	75	3.4	185	8.4
1982	25	117-237	.494	64-93	.699	102	4.1	299	12.0
1983	31	184-378	.453	98-129	.760	166	5.4	476	15.4
<b>TOTALS</b>	<b>111</b>	<b>*462-938</b>	<b>.493</b>	<b>251-348</b>	<b>.721</b>	<b>410</b>	<b>3.7</b>	<b>1145</b>	<b>10.3</b>


\* – includes 10 three-point FGs

## 1,000 POINT CLUB

**NO. 27 (TIE) CHRIS KINGSBURY – 1,118 (1994, 95, 96)**

YEAR	GP	FG-FGA	FG%	FT-FTA	FT%	REB	AVG	PTS	AVG
1994	27	65-195	.333	46-56	.821	71	2.6	220	8.2
1995	33	169-423	.400	98-122	.803	88	2.7	553	16.8
1996	29	99-290	.341	82-103	.796	68	2.4	345	11.9
<b>TOTALS</b>	<b>89</b>	<b>*333-908</b>	<b>.367</b>	<b>226-281</b>	<b>.804</b>	<b>227</b>	<b>2.5</b>	<b>1118</b>	<b>12.6</b>

\* – includes 226 three-point FGs

**NO. 27 (TIE) MICHAEL PAYNE – 1,118 (1982, 83, 84, 85)**

YEAR	GP	FG-FGA	FG%	FT-FTA	FT%	REB	AVG	PTS	AVG
1982	27	126-270	.467	56-81	.691	201	7.4	308	11.4
1983	31	118-288	.410	94-127	.744	233	7.5	330	10.6
1984	28	99-210	.471	62-90	.689	188	6.7	260	9.3
1985	31	92-203	.453	36-58	.621	235	7.6	220	7.1
<b>TOTALS</b>	<b>117</b>	<b>435-971</b>	<b>.448</b>	<b>248-356</b>	<b>.697</b>	<b>857</b>	<b>7.3</b>	<b>1118</b>	<b>9.6</b>

**NO. 29 KENNY ARNOLD – 1,112 (1979, 80, 81, 82)**

YEAR	GP	FG-FGA	FG%	FT-FTA	FT%	REB	AVG	PTS	AVG
1979	19	22-57	.386	6-16	.375	21	1.1	50	2.6
1980	33	171-363	.471	102-136	.750	114	3.5	444	13.5
1981	28	131-303	.432	65-85	.765	67	2.4	327	11.7
1982	29	100-237	.422	91-116	.784	59	2.0	291	10.0
<b>TOTALS</b>	<b>109</b>	<b>424-960</b>	<b>.442</b>	<b>264-353</b>	<b>.748</b>	<b>261</b>	<b>2.4</b>	<b>1112</b>	<b>10.2</b>

**NO. 30 CHARLES DARLING – 1,094 (1950, 51, 52)**

YEAR	GP	FG-FGA	FG%	FT-FTA	FT%	REB	AVG	PTS	AVG
1950	19	67-212	.316	41-65	.623	-	-	175	9.2
1951	22	139-376	.372	80-120	.667	387	17.6	358	16.3
1952	22	204-489	.417	153-218	.702	-	-	561	25.5
<b>TOTALS</b>	<b>63</b>	<b>410-1077</b>	<b>.381</b>	<b>274-403</b>	<b>.680</b>	<b>387</b>	<b>17.6</b>	<b>1094</b>	<b>17.4</b>

**NO. 31 FRED BROWN – 1,091 (1970, 71)**

YEAR	GP	FG-FGA	FG%	FT-FTA	FT%	REB	AVG	PTS	AVG
1970	24	180-360	.500	69-86	.802	91	3.8	429	17.9
1971	24	268-535	.501	126-152	.829	111	4.6	662	27.6
<b>TOTALS</b>	<b>48</b>	<b>448-895</b>	<b>.501</b>	<b>195-238</b>	<b>.819</b>	<b>202</b>	<b>4.2</b>	<b>1091</b>	<b>22.7</b>

**NO. 32 RYAN BOWEN – 1,090 (1995, 96, 97, 98)**

YEAR	GP	FG-FGA	FG%	FT-FTA	FT%	REB	AVG	PTS	AVG
1995	33	58-110	.527	35-59	.593	148	4.5	151	4.6
1996	27	55-91	.604	39-58	.672	121	4.5	149	5.5
1997	29	120-217	.553	93-135	.689	264	9.1	343	11.8
1998	31	164-272	.603	111-161	.689	271	8.7	447	14.4
<b>TOTALS</b>	<b>120</b>	<b>*397-690</b>	<b>.575</b>	<b>278-413</b>	<b>.673</b>	<b>804</b>	<b>6.7</b>	<b>1090</b>	<b>9.1</b>

\* – includes 18 three-point FGs

**NO. 33 PIERRE PIERCE – 1,072 (2002, 04, 05)**

YEAR	GP	FG-FGA	FG%	FT-FTA	FT%	REB	AVG	PTS	AVG
2002	35	93-222	.419	57-93	.613	114	3.3	248	7.1
2004	29	174-364	.478	108-188	.574	164	5.7	468	16.1
2005	20	139-289	.481	55-104	.529	104	5.2	356	17.8
<b>TOTALS</b>	<b>84</b>	<b>406-875</b>	<b>.464</b>	<b>220-385</b>	<b>.571</b>	<b>382</b>	<b>4.5</b>	<b>1,072</b>	<b>12.8</b>


\* – includes 40 three-point FGs

## 1,000 POINT CLUB

**NO. 34 GLEN WORLEY – 1,060 (2001, 02, 03, 04)**


YEAR	GP	FG-FGA	FG%	FT-FTA	FT%	REB	AVG	PTS	AVG
2001	35	89-198	.449	78-108	.722	133	3.8	264	7.5
2002	35	85-188	.452	71-98	.724	145	4.1	254	7.3
2003	31	115-258	.446	93-129	.721	161	5.2	339	10.9
2004	25	69-167	.413	48-64	.750	113	4.5	203	8.1
<b>TOTALS</b>	<b>126</b>	<b>358-811</b>	<b>.441</b>	<b>290-399</b>	<b>.727</b>	<b>552</b>	<b>4.4</b>	<b>1060</b>	<b>8.4</b>

\* – includes 54 three-point FGs

**NO. 35 (TIE) REGGIE EVANS – 1,054 (2001, 02)**

YEAR	GP	FG-FGA	FG%	FT-FTA	FT%	REB	AVG	PTS	AVG
2001	35	155-326	.583	218-346	.630	416	11.9	529	15.1
2002	34	169-341	.496	187-302	.619	378	11.1	525	15.4
<b>TOTALS</b>	<b>69</b>	<b>324-667</b>	<b>.486</b>	<b>405-648</b>	<b>.625</b>	<b>794</b>	<b>11.5</b>	<b>1054</b>	<b>15.3</b>


\* – includes one three-point FG

**NO. 35 (TIE) CARL CAIN – 1,054 (1954, 55, 56)**

YEAR	GP	FG-FGA	FG%	FT-FTA	FT%	REB	AVG	PTS	AVG
1954	22	106-248	.427	71-119	.597	-	-	283	12.9
1955	26	133-333	.399	94-140	.671	244	9.4	360	13.8
1956	26	165-403	.409	81-112	.723	257	9.9	411	15.8
<b>TOTALS</b>	<b>74</b>	<b>404-984</b>	<b>.411</b>	<b>246-371</b>	<b>.663</b>	<b>501</b>	<b>9.6</b>	<b>1054</b>	<b>14.2</b>

**NO. 37 GERRY JONES – 1,039 (1965, 66, 67)**

YEAR	GP	FG-FGA	FG%	FT-FTA	FT%	REB	AVG	PTS	AVG
1965	24	140-323	.433	57-90	.633	234	9.8	337	14.0
1966	16	99-242	.409	56-71	.789	174	10.9	254	15.8
1967	24	169-367	.461	110-154	.714	257	10.7	448	18.6
<b>TOTALS</b>	<b>64</b>	<b>408-932</b>	<b>.438</b>	<b>223-315</b>	<b>.708</b>	<b>665</b>	<b>10.4</b>	<b>1039</b>	<b>16.2</b>

**NO. 38 STEVE CARFINO – 1,037 (1981, 82, 83, 84)**

YEAR	GP	FG-FGA	FG%	FT-FTA	FT%	REB	AVG	PTS	AVG
1981	28	54-121	.446	19-30	.633	32	1.1	127	4.5
1982	29	100-178	.562	45-65	.692	52	1.8	245	8.4
1983	31	129-265	.487	49-67	.731	63	2.0	337	10.9
1984	28	136-293	.464	56-74	.757	67	2.4	328	11.7
<b>TOTALS</b>	<b>116</b>	<b>*419-857</b>	<b>.489</b>	<b>169-236</b>	<b>.716</b>	<b>214</b>	<b>1.8</b>	<b>1037</b>	<b>8.9</b>

\* – includes 30 three-point FGs

**NO. 39 GEORGE PEEPLES – 1,025 (1964, 65, 66)**

YEAR	GP	FG-FGA	FG%	FT-FTA	FT%	REB	AVG	PTS	AVG
1964	20	73-262	.361	42-78	.538	145	7.3	188	9.4
1965	24	156-305	.511	97-157	.618	249	10.3	409	17.0
1966	24	171-332	.515	86-143	.601	260	10.8	428	17.8
<b>TOTALS</b>	<b>68</b>	<b>400-899</b>	<b>.445</b>	<b>225-378</b>	<b>.595</b>	<b>654</b>	<b>9.6</b>	<b>1025</b>	<b>15.1</b>



## IOWA'S TOURNAMENT HISTORY

**ALL-COLLEGE TOURNAMENT, OKLAHOMA CITY, OK****1987-88**

Illinois State	L	88-89
Oral Roberts	W	126-94

**ANTEATER CLASSIC, IRVINE, CA****1986-87**

Portland	W	84-65
UC-Irvine	W	105-103

**BIG TEN POST-SEASON TOURNAMENT****1997-98, Chicago, IL (5th seed)**

Michigan	L	66-77
----------	---	-------

**1998-99, Chicago, IL (5th seed)**

Wisconsin	L	64-77
-----------	---	-------

**1999-00, Chicago, IL (7th seed)**

Minnesota	W	81-78
Michigan State	L	65-75

**2000-01, Chicago, IL (6th seed)**

Northwestern	W	72-55
Ohio State	W	75-66
Penn State	W	94-74
Indiana	W	63-61

**2001-02, Indianapolis, IN (9th seed)**

Purdue	W	87-72
Wisconsin	W	58-56
Indiana	W	62-60
Ohio State	L	64-81

**2002-03, Chicago, IL (9th seed)**

Ohio State	L	64-66
------------	---	-------

**2003-04, Indianapolis, IN (4th seed)**

Michigan	L	70-79
----------	---	-------

**2004-05, Chicago, IL (7th seed)**

Purdue	W	71-52
Michigan State	W	71-69
Wisconsin	L	56-59

**2005-06, Indianapolis, IN (2nd seed)**

Minnesota	W	67-57
Michigan State	W	53-48
Ohio State	W	67-60

**2006-07, Chicago, IL (4th seed)**

Purdue	L	55-74
--------	---	-------

**CABRILLO CLASSIC, SAN DIEGO, CA****1978-79**

Pennsylvania	W	87-84 (2 OT)
Stanford	W	83-68

**CHAMINADE CLASSIC, CHAMINADE, HI****1988-89**

Eastern Illinois	W	89-71
St. Louis	W	83-80
UC-Riverside	L	92-110

**DAYTON CLASSIC, DAYTON, OH****1979-80**

Mississippi State	W	81-62
Dayton	W	61-54

**DIXIE CLASSIC, CHAPEL HILL, NC****1956-57**

North Carolina State	L	70-84
DePaul	L	72-73 (OT)
West Virginia	W	79-76

**FAR WEST CLASSIC, PULLMAN, WA****1958-59**

Wyoming	W	82-74
Oregon State	L	71-72

**1962-63**

Arizona	W	57-56
Oregon	W	62-48
Oregon State	L	57-64

**1963-64**

Colorado State	L	56-61
Louisiana State	L	81-92
Washington State	W	74-66

**1974-75**

Oregon State	L	60-97
Wake Forest	L	71-92
Boston College	L	81-86

**1985-86**

Tampa	W	54-45
Boston University	W	76-71
St. Joseph's	L	56-60

**FIESTA CLASSIC, TEMPE, AZ****1980-81**

Cincinnati	W	69-64
Arizona State	L	88-96

**GREAT ALASKA SHOOTOUT, ANCHORAGE, AL****1986-87**

Alaska-Anchorage	W	91-81
North Carolina State	W	90-89 (OT)
Northeastern	W	103-80

**1995-96**

Ohio University	W	78-51
Connecticut	W	101-95 (OT)
Duke	L	81-88

**GUARDIANS CLASSIC****2001-02, Iowa City, IA**

Maryland Eastern Shore	W	89-59
Boston University	W	90-61

**2001-02, Kansas City, MO**

Memphis	W	75-71
Missouri	L	77-78

**2005-06, Iowa City, IA**

Maryland-Eastern Shore	W	86-41
Colgate	W	73-51

**2005-06, Kansas City, MO**

Kentucky	W	67-63
Texas	L	59-68

## IOWA'S TOURNAMENT HISTORY

**HAWKEYE INVITATIONAL, IOWA CITY, IA****1982-83**

Navy	W	76-65
Hawaii	W	99-67

**1983-84**

Baylor	W	67-44
Oregon State	W	56-45

**1984-85**

Boston University	W	67-53
Texas Tech	W	58-48

**1985-86**

Arkansas State	L	62-66
Lehigh	W	89-68

**1986-87**

Delaware	W	95-47
Loyola-Marymount	W	103-80

**1987-88**

Navy	W	91-61
UC-Irvine	W	124-88

**1988-89**

Brown	W	109-61
Georgia	W	102-76

**1989-90**

Ohio University	W	75-49
Cal-Santa Barbara	W	85-79

**1990-91**

Colgate	W	80-59
Creighton	W	83-77

**1991-92**

Army	W	74-39
Louisiana Tech	W	84-65

**1992-93**

Texas-Pan American	W	85-29
Mississippi State	W	69-54

**1993-94**

Lehigh	W	104-77
Long Beach State	W	101-79

**1994-95**

Pepperdine	W	99-63
Ohio University	W	91-75

**1995-96**

East Tennessee State	W	104-58
Colgate	W	79-59

**1996-97**

Grambling State	W	93-73
LaSalle	W	65-60

**1997-98**

Rice	W	81-52
Weber State	W	81-56

**1998-99**

South Alabama	W	82-58
Detroit Mercy	W	61-60

**1999-00**

Texas Southern	W	73-51
Ohio University	W	86-66

**2000-01**

Tenn.-Chattanooga	W	79-60
Tulsa	W	66-65

**2001-02**

Alabama State	W	73-64
Southern Methodist	W	86-69

**2002-03**

Montana State	W	65-44
Southern Mississippi	W	65-63

**2003-04**

Eastern Washington	W	70-54
Northern Illinois	W	65-57

**2004-05**

Centenary	W	88-53
UNC Greensboro	W	83-58

**2005-06**

Fairfield	W	75-59
Valparaiso	W	72-59

**2006-07**

Texas-Pan American	W	62-46
Coppin State	W	83-67

**HOLIDAY FESTIVAL, NEW YORK, NY****1959-60**

St. John's	W	91-84
NYU	W	80-75
Cincinnati	L	83-96

**IKON COACHES VS. CANCER CLASSIC, NEW YORK CITY, NY****1999-00**

Connecticut	W	70-68
Stanford	L	58-72

**KENTUCKY INVITATIONAL, LEXINGTON, KY****1962-63**

Kentucky	L	69-94
Oregon State	L	55-61

**KETTLE CLASSIC, HOUSTON, TX****1981-82**

Clemson	W	80-68
Houston	L	52-62

**LOBO CLASSIC, ALBUQUERQUE, NM****1976-77**

New Mexico	L	83-96
Pittsburgh	W	103-80

## IOWA'S TOURNAMENT HISTORY

**LOS ANGELES CLASSIC, LOS ANGELES, CA****1960-61**

California	W	83-80 (4 OTs)
USC	W	70-62
UCLA	W	71-65

**1964-65**

USC	W	71-65
Utah	L	88-92
Minnesota	W	76-74

**1967-68**

Tennessee	W	64-59 (OT)
Wyoming	L	87-94 (2 OT)
St. Louis	W	80-77 (OT)

**MAUI INVITATIONAL, MAUI, HI****1987-88**

Stanford	W	78-75
Kansas	W	100-81
Villanova	W	97-74

**1996-97**

California	L	59-75
Louisiana State	L	60-70
Chaminade	W	67-37

**2004-05**

Louisville	W	76-71
Texas	W	82-80
North Carolina	L	92-106

**NATIONAL INVITATION TOURNAMENT****Pre-Season****1990-91**

Temple (Iowa City, IA)	W	73-71
Notre Dame (South Bend, IN)	L	68-77

**Post-Season****1994-95**

DePaul (Moline, IL)	W	96-87
Ohio University (Iowa City, IA)	W	66-62
Penn State (Iowa City, IA)	L	64-67

**1997-98**

Georgia (Iowa City, IA)	L	93-100
-------------------------	---	--------

**2001-02**

Louisiana State (Iowa City, IA)	L	61-63
---------------------------------	---	-------

**2002-03**

Valparaiso (Iowa City, IA)	W	62-60
Iowa State (Ames, IA)	W	54-53
Georgia Tech (Iowa City, IA)	L	78-79

**2003-04**

Saint Louis (St. Charles, MO)	L	69-70
-------------------------------	---	-------

**NCAA TOURNAMENT****1954-55, Mideast Region, Evanston, IL**

Penn State	W	82-53
Marquette	W	86-81

**Final Four, Kansas City, MO**

LaSalle	L	73-76
Colorado	L	54-75

**1955-56, Mideast Region, Iowa City, IA**

Morehead State	W	97-83
Kentucky	W	89-77

**Final Four, Evanston, IL**

Temple	W	83-76
San Francisco	L	71-83

**1969-70, Mideast Region, Columbus, OH**

Jacksonville	L	103-104
Notre Dame	W	121-106

**1978-79, Mideast Region, Bloomington, IN (#4 Seed)**

Toledo	L	72-74
--------	---	-------

**1979-80, East Region, Greensboro, NC (#5 Seed)**

VA Commonwealth	W	86-72
N.C. State	W	77-64

**Philadelphia, PA**

Syracuse	W	88-77
Georgetown	W	81-80

**Final Four, Indianapolis, IN**

Louisville	L	72-80
Purdue	L	58-75

**1980-81, Midwest Region, Wichita, KS (#3 Seed)**

Wichita State	L	56-60
---------------	---	-------

**1981-82, West Region, Pullman, WA (#6 Seed)**

Northeast Louisiana	W	70-63
Idaho	L	67-69 (OT)

**1982-83, Midwest Region, Louisville, KY (#7 Seed)**

Utah State	W	64-59
Missouri	W	77-63

**Kansas City, MO**

Villanova	L	54-55
-----------	---	-------

**1984-85, West Region, Salt Lake City, UT (#8 Seed)**

Arkansas	L	54-63
----------	---	-------

**1985-86, Midwest Region, Minneapolis, MN (#11 Seed)**

North Carolina State	L	64-66
----------------------	---	-------

**1986-87, West Region, Tucson, AZ (#2 Seed)**

Santa Clara	W	99-76
Texas-El Paso	W	84-82

**Seattle, WA**

Oklahoma	W	93-91
Nevada-Las Vegas	L	81-84

**1987-88, West Region, Los Angeles, CA (#5 Seed)**

Florida State	W	102-98
Nevada-Las Vegas	W	104-86

**Seattle, WA**

Arizona	L	79-99
---------	---	-------



## IOWA'S TOURNAMENT HISTORY

**1988-89, East Region, Providence, RI (#4 Seed)**

Rutgers	W	87-83
North Carolina State	L	96-102 (2 OT)

**1990-91, Midwest Region, Minneapolis, MN (#7 Seed)**

East Tennessee State	W	76-73
Duke	L	70-85

**1991-92, East Region, Greensboro, NC (#9 Seed)**

Texas	W	98-92
Duke	L	62-75

**1992-93, Southeast Region, Nashville, TN (#4 Seed)**

Northeast Louisiana	W	82-69
Wake Forest	L	78-84

**1995-96, West Region, Tempe, AZ (#6 Seed)**

George Washington	W	81-79
Arizona	L	73-87

**1996-97, West Region, Salt Lake City, UT (#8 Seed)**

Virginia	W	73-60
Kentucky	L	69-75

**1998-99, West Region, Denver, CO (#5 Seed)**

Alabama-Birmingham	W	77-64
Arkansas	W	82-72

**Phoenix, AZ**

Connecticut	L	68-78
-------------	---	-------

**2000-01, East Region, Long Island, NY (#7 Seed)**

Creighton	W	69-56
Kentucky	L	79-92

**2004-05, Austin Region, Indianapolis, IN (#10 seed)**

Cincinnati	L	64-76
------------	---	-------

**2005-06, Atlanta Region, Auburn Hills, MI (#3 seed)**

Northwestern State	L	63-64
--------------------	---	-------

**2006-07, PARADISE JAM, ST. THOMAS, VIRGIN ISLANDS**

Toledo	W	78-65
Alabama	L	60-72
Villanova	L	60-89

**QUAKER CITY TOURNAMENT, PHILADELPHIA, PA****1961-62**

Penn State	W	67-48
Pennsylvania	W	72-64
Villanova	L	56-69

**QUEEN CITY TOURNAMENT, BUFFALO, NY****1957-58**

Cornell (NY)	W	73-68
Syracuse	W	58-52

**RAINBOW CLASSIC, HONOLULU, HI****1969-70**

St. John's (NY)	L	55-57
Hawaii	W	111-60

**1975-76**

Holy Cross	W	98-75
Arizona	W	82-80
USC	L	73-81

**1984-85**

Maryland	L	68-70 (OT)
Cornell (NY)	W	59-56 (OT)
Arkansas	W	71-52

**1994-95**

Duke	W	81-71
Hawaii	W	84-82
Arkansas	L	92-101

**2000-01**

Detroit	W	69-68
Tennessee	L	68-80
St. Louis	W	68-56

**REBEL ROUNDUP, LAS VEGAS, NV****1977-78**

Tennessee	W	92-86
Nevada-Las Vegas	L	84-85

**ROCHESTER CLASSIC, ROCHESTER, NY****1982-83**

James Madison	W	47-45
Seton Hall	W	85-63

**SAN JUAN CHRISTMAS SHOOTOUT, SAN JUAN, PR****1997-98**

Puerto Rico-Mayaguez	W	96-37
Southern Mississippi	W	82-58
St. Bonaventure	W	81-67

**SAN JUAN THANKSGIVING SHOOTOUT, SAN JUAN, PR****1992-93**

American University	W	101-47
Eastern Michigan	W	103-66
Southern Illinois	W	90-70

**SUGAR BOWL TOURNAMENT, NEW ORLEANS, LA****1968-69**

Houston	W	95-87
Duke	L	82-85

**SUN BOWL TOURNAMENT, EL PASO, TX****1965-66**

Arkansas	W	77-75
Texas-El Paso	L	68-86

**TAMPA TRIBUNE HOLIDAY INVITATIONAL, TAMPA, FL****1991-92**

Butler	W	114-92
South Florida	L	78-85

**WINSTON TIRE CLASSIC, LOS ANGELES, CA****1983-84**

USC	W	62-61
Memphis State	W	73-66

## IOWA BASKETBALL - YEARLY RECORD

YEAR	COACH	OVERALL GAMES			IOWA AVG.	OPP. AVG.	BIG TEN GAMES		IOWA AVG.	OPP. AVG.
		W-L	HOME	AWAY			W-L	RANK		
1902	Ed Rule	10-2	3-0	7-2	32.3	21.1	did not compete			
1903	Fred Bailey	4-3	3-1	1-2	22.6	11.9	did not compete			
1904	Ed Rule	6-2	2-1	4-1	23.4	25.0	did not compete			
1905	John Chalmers	6-8	3-1	3-7	24.9	27.9	did not compete			
1906	Ed Rule	11-5	6-1	5-4	36.5	21.0	did not compete			
1907	John Griffith	5-5	3-1	2-4	32.9	26.5	did not compete			
1908	Ed Rule	10-6	6-3	4-3	33.3	26.9	did not compete			
1909	John Griffith	8-7	4-1	4-6	27.1	18.2	1-5	8	16.2	22.2
1910	John Griffith	11-3	6-1	5-2	24.4	13.8	2-2	T5	20.0	14.8
1911	Walter Stewart	9-4	4-1	5-3	22.8	18.6	2-2	T5	16.5	25.3
1912	Walter Stewart	6-8	4-3	2-5	17.6	19.7	0-4	T7	11.0	33.3
1913	Floyd Thomas	9-13	5-3	4-10	15.9	20.7	1-5	8	10.3	24.3
1914	Maury Kent	9-7	5-3	4-4	21.4	23.4	1-5	8	16.8	31.5
1915	Maury Kent	9-8	5-4	4-4	23.6	19.7	2-6	7	16.8	21.8
1916	Maury Kent	11-4	6-2	5-2	24.6	18.9	2-4	7	18.0	25.7
1917	Maury Kent	7-9	6-3	1-6	18.9	19.4	1-8	9	15.4	22.6
1918	Maury Kent	6-8	4-4	2-4	21.8	28.1	4-6	9	22.6	30.1
1919	Edwin Bannick	8-7	5-3	3-4	22.5	22.9	4-7	T7	20.7	25.3
1920	James Ashmore	9-10	6-6	3-4	23.8	22.8	6-6	6	22.7	23.8
1921	James Ashmore	9-9	6-2	3-7	23.0	19.4	6-5	T6	20.2	19.7
1922	James Ashmore	11-7	6-3	5-4	25.6	20.5	5-6	5	23.9	23.0
1923	Sam Barry	13-2	8-1	5-1	27.9	18.5	11-1	T1	27.8	18.8
1924	Sam Barry	7-10	5-5	2-5	23.4	26.2	4-8	9	24.3	28.3
1925	Sam Barry	6-10	4-5	2-5	24.6	24.0	5-7	7	24.6	22.9
1926	Sam Barry	12-5	9-0	3-5	22.5	21.1	8-4	T1	20.8	21.4
1927	Sam Barry	9-8	6-4	3-4	28.3	26.4	7-5	T4	28.3	26.8
1928	Sam Barry	6-11	4-6	2-5	29.9	33.8	3-9	T7	29.8	36.9
1929	Sam Barry	9-8	7-2	2-6	29.1	28.2	5-7	7	27.6	29.8
1930	Rollie Williams	4-13	3-7	1-6	29.1	30.1	did not compete			
1931	Rollie Williams	5-12	3-6	2-6	19.6	27.3	2-10	10	19.3	30.2
1932	Rollie Williams	5-12	2-7	3-5	27.0	29.5	3-9	9	28.2	30.2
1933	Rollie Williams	15-5	9-2	6-3	33.5	26.8	8-4	T3	30.3	29.9
1934	Rollie Williams	13-6	10-1	3-5	35.8	28.4	6-6	T5	33.1	31.9
1935	Rollie Williams	10-9	6-4	4-5	35.6	32.8	6-6	6	34.3	33.2
1936	Rollie Williams	9-10	6-4	3-6	31.1	31.6	5-7	T6	29.4	32.1
1937	Rollie Williams	11-9	7-4	4-5	34.5	33.9	3-9	T8	31.3	36.9
1938	Rollie Williams	11-9	5-4	6-5	35.3	35.3	6-6	T5	34.8	34.3
1939	Rollie Williams	8-11	7-4	1-7	35.5	36.5	3-9	10	34.8	38.3
1940	Rollie Williams	9-12	7-3	2-9	35.9	37.5	4-8	8	37.3	40.7
1941	Rollie Williams	12-8	8-3	4-5	44.3	39.3	4-8	8	43.3	44.8
1942	Rollie Williams	12-8	8-3	4-5	47.1	43.1	10-5	T2	48.1	43.2
1943	Pops Harrison	7-10	6-4	1-6	47.5	50.2	3-9	9	44.6	52.5
1944	Pops Harrison	14-4	10-1	4-3	52.8	40.3	9-3	T2	50.3	42.8
1945	Pops Harrison	17-1	11-0	6-1	57.2	39.2	11-1	1	49.3	40.4
1946	Pops Harrison	14-4	11-1	3-3	57.4	41.6	8-4	T3	50.5	45.8
1947	Pops Harrison	12-7	12-1	0-6	56.8	47.5	5-7	T6	54.3	52.3
1948	Pops Harrison	15-4	12-0	3-4	56.9	47.5	8-4	2	53.6	51.0
1949	Pops Harrison	10-10	10-3	0-7	55.1	54.9	3-9	8	50.8	62.8
1950	Pops Harrison	9-2	6-0	3-2	68.7	56.6	1-1		56.0	60.0
	Bucky O'Connor	6-5	4-2	2-3	59.5	59.7	5-5	5	58.4	61.1
1951	Rollie Williams	15-7	8-2	7-5	65.0	59.5	9-5	3	65.4	58.5
1952	Bucky O'Connor	19-3	10-1	9-2	69.7	61.7	11-3	2	72.4	64.4
1953	Bucky O'Connor	12-10	9-2	3-8	69.8	68.3	9-9	6	69.8	70.6
1954	Bucky O'Connor	17-5	10-2	7-3	70.9	64.3	11-3	2	73.1	65.9
1955	Bucky O'Connor	19-7	10-1	9-6	79.7	71.7	11-3	1	81.6	74.8
1956	Bucky O'Connor	20-6	12-1	8-5	77.7	69.9	13-1	1	80.9	69.9
1957	Bucky O'Connor	8-14	6-4	2-10	69.6	72.8	4-10	8	70.8	73.9
1958	Bucky O'Connor	13-9	8-3	5-6	73.7	73.1	7-7	6	74.3	75.3

## IOWA BASKETBALL - YEARLY RECORD

YEAR	COACH	OVERALL GAMES			IOWA AVG.	OPP. AVG.	BIG TEN GAMES			IOWA AVG.	OPP. AVG.
		W-L	HOME	AWAY			W-L	RANK			
1959	Sharm Scheuerman	10-12	7-3	3-9	75.7	76.6	7-7	T5	81.3	80.3	
1960	Sharm Scheuerman	14-10	8-3	6-7	73.0	71.0	6-8	T6	69.4	72.4	
1961	Sharm Scheuerman	18-6	9-3	9-3	70.9	64.7	10-4	T2	66.4	61.4	
1962	Sharm Scheuerman	13-11	9-3	4-8	70.3	67.5	7-7	T4	70.8	71.5	
1963	Sharm Scheuerman	9-15	4-5	5-10	65.7	70.3	5-9	8	68.6	73.6	
1964	Sharm Scheuerman	8-15	5-6	3-9	73.8	80.8	3-11	9	73.7	85.1	
1965	Ralph Miller	14-10	8-3	6-7	83.8	78.1	8-6	5	82.9	78.6	
1966	Ralph Miller	17-7	12-0	5-7	82.5	74.6	8-6	T3	80.8	79.8	
1967	Ralph Miller	16-8	9-2	7-6	81.5	76.9	9-5	3	84.0	79.6	
1968	Ralph Miller	16-9	10-2	6-7	75.2	71.9	10-4	T1	76.6	71.6	
1969	Ralph Miller	12-12	10-2	2-10	84.4	79.9	5-9	T8	79.5	82.1	
1970	Ralph Miller	20-5	11-1	9-4	98.7	87.0	14-0	1	102.9	90.3	
1971	Dick Schultz	9-15	6-6	3-9	81.1	82.8	4-10	T7	82.9	88.2	
1972	Dick Schultz	11-13	9-3	2-10	80.0	80.7	5-9	T8	80.3	79.7	
1973	Dick Schultz	13-11	8-5	5-6	77.5	72.1	6-8	T6	77.7	77.0	
1974	Dick Schultz	8-16	7-5	1-11	73.1	81.2	5-9	7	74.1	81.7	
1975	Lute Olson	10-16	7-5	3-11	73.0	80.6	7-11	7	70.6	77.8	
1976	Lute Olson	19-10	10-4	9-6	82.4	79.5	9-9	5	80.7	81.8	
1977	Lute Olson	20-7	12-2	8-5	80.4	75.3	12-6	4	77.4	77.3	
1978	Lute Olson	12-15	8-5	4-10	74.3	73.4	5-13	8	69.1	72.9	
1979	Lute Olson	20-8	11-3	9-5	77.4	66.5	13-5	T1	72.9	64.2	
1980	Lute Olson	23-10	11-2	12-8	73.0	65.6	10-8	4	67.9	66.6	
1981	Lute Olson	21-7	12-2	9-5	74.8	64.4	13-5	2	70.2	64.8	
1982	Lute Olson	21-8	12-1	9-7	65.4	58.2	12-6	T2	62.4	56.7	
1983	Lute Olson	22-9	11-3	11-6	69.7	62.5	11-7	T2	67.1	62.6	
1984	George Raveling	13-15	8-6	5-9	58.9	57.3	6-12	T7	54.9	56.8	
1985	George Raveling	21-11	16-3	5-8	70.2	58.8	10-8	5	66.9	61.8	
1986	George Raveling	20-12	11-2	9-10	73.6	65.7	10-8	6	72.7	65.9	
1987	Tom Davis	30-5	13-2	17-3	87.3	74.4	14-4	3	83.4	72.8	
1988	Tom Davis	24-10	14-2	10-8	93.6	81.4	12-6	T3	91.2	82.1	
1989	Tom Davis	23-10	15-2	8-8	89.6	81.2	10-8	4	86.6	84.4	
1990	Tom Davis	12-16	11-5	1-11	75.4	80.1	4-14	T8	75.6	87.1	
1991	Tom Davis	21-11	13-4	8-7	76.8	72.1	9-9	T5	73.2	72.9	
1992	Tom Davis	19-11	13-2	6-9	81.1	72.0	10-8	5	73.9	71.9	
1993	Tom Davis	23-9	15-1	8-8	78.3	65.4	11-7	T3	73.7	69.6	
1994	Tom Davis	11-16	9-6	2-10	83.5	81.7	5-13	T10	80.6	84.5	
1995	Tom Davis	21-12	13-5	8-7	83.6	74.6	9-9	T7	81.3	77.3	
1996	Tom Davis	23-9	14-1	9-8	79.6	67.9	11-7	4	74.1	67.6	
1997	Tom Davis	22-10	14-2	8-8	72.3	63.7	12-6	T2	69.7	62.2	
1998	Tom Davis	20-11	11-5	9-6	80.2	67.5	9-7	T5	74.4	69.8	
1999	Tom Davis	20-10	11-4	9-6	73.9	70.0	9-7	T3	71.9	71.1	
2000	Steve Alford	14-16	9-4	5-12	68.8	71.6	6-10	T7	65.1	71.1	
2001	Steve Alford	23-12	12-4	11-8	74.1	70.5	7-9	T6	71.7	73.6	
2002	Steve Alford	19-16	13-4	6-12	72.6	68.1	5-11	T8	67.4	70.9	
2003	Steve Alford	17-14	11-7	6-7	69.1	66.5	7-9	T8	69.1	71.0	
2004	Steve Alford	16-13	11-3	5-10	71.4	68.9	9-7	4	71.0	69.6	
2005	Steve Alford	21-12	13-3	8-9	72.9	67.3	7-9	7	68.2	67.2	
2006	Steve Alford	25-9	17-0	8-9	66.3	58.9	11-5	T2	66.6	62.6	
2007	Steve Alford	17-14	14-2	3-12	68.4	65.6	9-7	T4	67.0	66.9	
<b>TOTALS</b>		<b>1,438-970</b>	<b>902-308</b>	<b>536-662</b>			<b>684-665</b>				



## YEAR-BY-YEAR STATISTICS

YEAR	PTS.-AVG.	FG-A	PCT	3-PT. FG	PCT	FT-A	PCT	REB-AVG	PF	AS	TO	BS	ST
2006-07	2121-68.4	739-1684	.439	195-540	.361	448-602	.744	1027-33.1	562	451	417	102	211
Opponents	2035-65.6	737-1673	.441	204-573	.356	357-552	.647	1057-34.1	573	432	468	100	187
2005-06	2254-66.3	781-1811	.431	191-570	.335	501-706	.710	1285-37.8	517	502	506	167	225
Opponents	2003-58.9	732-1924	.380	210-661	.318	329-507	.649	1168-34.4	646	429	499	102	257
2004-05	2407-72.9	841-1831	.459	210-558	.376	515-745	.691	1198-36.3	618	501	476	174	247
Opponents	2221-67.3	791-1886	.419	209-599	.349	430-646	.666	1153-34.9	648	462	497	106	228
2003-04	2071-71.4	708-1538	.460	164-449	.365	491-731	.672	1099-37.9	541	440	472	132	208
Opponents	1998-68.9	699-1720	.406	203-606	.335	491-731	.672	993-34.2	632	447	396	97	212
2002-03	2141-69.1	746-1656	.450	146-503	.290	503-703	.716	1115-36.0	553	447	471	127	207
Opponents	2060-66.5	754-1785	.422	207-644	.321	345-506	.682	1016-32.8	632	451	421	117	229
2001-02	2541-72.6	872-1910	.457	208-552	.377	589-850	.693	1295-37.0	701	508	540	120	253
Opponents	2384-68.1	808-1913	.422	234-693	.338	534-751	.711	1105-31.6	733	468	512	114	252
2000-01	2593-74.1	815-1895	.430	210-573	.366	753-1068	.705	1351-38.6	783	474	520	83	191
Opponents	2469-70.5	832-1912	.435	223-658	.339	582-844	.690	1118-31.9	846	497	486	143	222
1999-00	2064-68.8	700-1711	.409	187-540	.346	477-706	.676	1043-34.8	678	388	424	55	206
Opponent	2149-71.6	728-1618	.450	164-492	.333	529-763	.693	1112-37.1	642	445	473	99	200
1998-99	2217-73.9	741-1602	.463	188-504	.373	547-780	.701	1047-34.9	544	455	532	80	268
Opponent	2099-70.0	749-1658	.452	218-579	.377	383-561	.683	934-31.1	650	465	529	77	258
1997-98	2486-80.2	878-1828	.480	218-543	.401	512-721	.710	1186-38.3	498	566	514	114	315
Opponent	2091-67.5	776-1805	.430	204-603	.338	335-512	.654	1010-32.6	645	453	555	105	258
1996-97	2314-72.3	813-1711	.475	184-464	.397	504-719	.701	1231-38.5	498	469	499	130	241
Opponent	2038-63.7	747-1787	.418	219-605	.362	325-506	.642	917-28.7	629	453	447	114	255
1995-96	2548-79.6	898-1871	.480	195-585	.333	557-777	.717	1296-40.5	571	567	525	84	284
Opponent	2172-67.9	794-1881	.422	214-661	.324	370-579	.639	1006-31.4	669	476	539	94	229
1994-95	2757-83.6	935-2034	.460	274-743	.369	613-865	.709	1213-36.8	587	555	492	95	365
Opponent	2460-74.6	936-1961	.477	203-595	.341	385-571	.674	1148-34.8	707	571	653	129	233
1993-94	2254-83.5	781-1754	.445	164-510	.322	528-807	.654	1118-41.4	477	477	495	76	303
Opponent	2207-81.7	839-1750	.479	203-524	.387	326-469	.695	992-36.7	640	538	521	115	247
1992-93	2507-78.3	886-1876	.472	103-323	.319	632-897	.705	1370-42.8	498	456	489	165	306
Opponent	2093-65.4	795-1930	.412	183-534	.343	320-491	.652	1015-31.7	690	460	513	99	264
1991-92	2433-81.1	858-1795	.478	105-350	.300	612-857	.714	1159-38.6	494	475	460	161	276
Opponent	2161-72.0	826-1908	.433	187-525	.356	322-491	.656	1079-36.0	677	461	537	102	224
1990-91	2457-76.8	867-1811	.479	134-330	.406	588-891	.660	1169-36.5	568	461	548	146	262
Opponent	2308-72.1	862-1890	.456	200-534	.375	384-576	.666	1083-33.8	720	536	583	95	249
1989-90	2112-75.4	746-1629	.458	89-312	.285	531-813	.653	1112-39.7	572	407	508	120	227
Opponent	2240-80.1	834-1738	.480	184-438	.420	392-589	.666	969-34.6	662	548	447	88	241
1988-89	2957-89.6	1092-2112	.517	126-357	.353	647-919	.704	1367-41.4	608	574	519	93	274
Opponent	2681-81.2	1041-2177	.478	201-502	.400	398-595	.669	1050-31.8	749	584	523	103	263
1987-88	3181-93.6	1141-2160	.528	188-453	.415	711-996	.714	1317-38.7	621	600	514	48	329
Opponent	2769-81.4	1114-2229	.500	189-478	.395	352-538	.654	1080-31.8	793	611	588	99	209
1986-87	3055-87.3	1140-2194	.520	147-382	.385	628-929	.676	1508-43.1	636	581	522	97	229
Opponent	2604-74.4	1005-2265	.444	192-501	.383	402-598	.672	1104-31.5	803	565	521	100	231
1985-86	2355-73.6	955-1874	.510	-----	-----	445-646	.689	1121-35.0	637	551	476	78	271
Opponent	2102-65.7	825-1792	.460	-----	-----	452-641	.705	1022-31.9	588	447	543	78	219
1984-85	2246-70.2	895-1856	.482	-----	-----	455-678	.671	1325-41.4	563	600	443	123	289
Opponent	1881-58.8	767-1826	.420	-----	-----	346-508	.681	1080-33.8	647	396	470	61	223
1983-84	1648-58.9	658-1425	.462	-----	-----	332-505	.657	959-34.3	475	389	407	104	202
Opponent	1605-57.3	650-1410	.465	-----	-----	305-445	.685	881-31.5	507	370	412	61	210
1982-83	2161-69.7	840-1775	.473	44-105	.419	437-649	.673	1121-36.2	524	497	354	152	210
Opponent	1939-62.5	782-1721	.454	35-92	.380	340-492	.691	1117-36.0	605	409	453	86	163

## YEAR-BY-YEAR STATISTICS

YEAR	PTS.-AVG.	FG-A	PCT	3-PT. FG	PCT	FT-A	PCT	REB-AVG	PF	AS	TO	BS	ST
1981-82	1896-65.4	743-1568	.474	-----	-----	410-607	.675	1061-36.6	515	445	379	82	193
Opponent	1688-58.2	668-1525	.438	-----	-----	352-499	.705	965-33.3	566	319	426	80	160
1980-81	2095-74.8	829-1760	.471	-----	-----	437-607	.720	1153-41.2	526	457	397	45	200
Opponent	1802-64.4	733-1594	.460	-----	-----	336-514	.654	987-35.3	588	383	456	101	178
1979-80	2409-73.0	942-1922	.490	-----	-----	525-744	.706	1215-36.8	579	519	436	75	203
Opponent	2164-65.6	885-1885	.469	-----	-----	394-559	.705	1149-34.8	689	482	540	131	180
1978-79	2168-77.4	834-1760	.474	-----	-----	500-682	.733	1106-39.5	589	422	N/A	N/A	N/A
Opponent	1863-66.5	740-1672	.443	-----	-----	383-570	.672	1121-40.0	630	356	N/A	N/A	N/A
1977-78	2007-74.3	794-1718	.462	-----	-----	419-612	.685	1146-42.4	566	414	N/A	N/A	N/A
Opponent	1982-73.4	789-1712	.461	-----	-----	404-606	.667	1096-40.6	601	392	N/A	N/A	N/A
1976-77	2172-80.4	818-1864	.439	-----	-----	536-732	.732	1262-46.7	596	418	N/A	N/A	N/A
Opponent	2034-75.3	792-1841	.430	-----	-----	450-608	.740	1187-44.0	647	344	N/A	N/A	N/A
1975-76	2391-82.4	992-2017	.492	-----	-----	407-607	.670	1240-42.8	578	568	N/A	N/A	N/A
Opponent	2305-79.5	940-1938	.485	-----	-----	425-568	.748	1126-38.8	610	446	N/A	N/A	N/A
1974-75	1898-73.0	787-1854	.425	-----	-----	324-519	.624	1204-46.3	523	339	N/A	N/A	N/A
Opponent	2096-80.6	865-1869	.463	-----	-----	366-522	.701	1218-46.9	538	381	N/A	N/A	N/A
1973-74	1754-73.1	740-1653	.448	-----	-----	372-530	.631	999-41.7	531	N/A	N/A	N/A	N/A
Opponent	1948-81.2	788-1655	.476	-----	-----	372-530	.702	1099-45.8	476	N/A	N/A	N/A	N/A
1972-73	1860-77.5	773-1736	.445	-----	-----	314-476	.660	1186-49.4	466	N/A	N/A	N/A	N/A
Opponent	1730-72.1	699-1575	.417	-----	-----	332-474	.700	1057-44.0	462	N/A	N/A	N/A	N/A
1971-72	1936-80.7	766-1685	.455	-----	-----	404-576	.701	1162-48.4	503	N/A	N/A	N/A	N/A
Opponent	1920-80.0	721-1658	.435	-----	-----	478-684	.699	1072-44.7	442	N/A	N/A	N/A	N/A
1970-71	1948-81.2	760-1735	.438	-----	-----	428-573	.747	1063-44.3	502	N/A	N/A	N/A	N/A
Opponent	1987-82.8	754-1595	.473	-----	-----	479-696	.688	1115-46.5	432	N/A	N/A	N/A	N/A
1969-70	2025-84.4	726-1547	.470	-----	-----	549-704	.780	1102-44.1	482	N/A	N/A	N/A	N/A
Opponent	2176-87.0	860-1811	.474	-----	-----	456-633	.720	1056-42.4	522	N/A	N/A	N/A	N/A
1968-69	2025-84.4	726-1547	.470	-----	-----	573-743	.771	1058-44.1	467	N/A	N/A	N/A	N/A
Opponent	1918-79.9	747-1624	.460	-----	-----	424-620	.684	1006-41.2	529	N/A	N/A	N/A	N/A
1967-68	1879-75.1	691-1630	.423	-----	-----	497-689	.721	906-36.2	492	N/A	N/A	N/A	N/A
Opponent	1797-71.5	690-1636	.421	-----	-----	417-626	.666	956-38.2	519	N/A	N/A	N/A	N/A
1966-67	1956-81.5	726-1577	.460	-----	-----	504-683	.737	901-37.5	451	N/A	N/A	N/A	N/A
Opponent	1846-76.9	736-1611	.457	-----	-----	374-555	.674	876-36.5	513	N/A	N/A	N/A	N/A
1965-66	1980-82.5	762-1689	.451	-----	-----	456-644	.708	1044-43.5	505	N/A	N/A	N/A	N/A
Opponent	1790-74.6	672-1478	.455	-----	-----	446-644	.692	920-38.3	514	N/A	N/A	N/A	N/A
1964-65	2010-83.7	757-1675	.452	-----	-----	496-721	.688	911-38.0	528	N/A	N/A	N/A	N/A
Opponent	1797-74.8	685-1486	.467	-----	-----	427-661	.646	799-33.3	522	N/A	N/A	N/A	N/A
1963-64	1698-73.7	633-1677	.377	-----	-----	432-643	.672	922-40.1	521	N/A	N/A	N/A	N/A
Opponent	1858-80.7	704-1672	.421	-----	-----	450-669	.673	1025-44.6	528	N/A	N/A	N/A	N/A
1962-63	1577-65.7	591-1563	.378	-----	-----	395-599	.658	832-34.7	452	N/A	N/A	N/A	N/A
Opponent	1688-70.3	655-1514	.432	-----	-----	378-580	.651	1035-43.1	478	N/A	N/A	N/A	N/A
1961-62	1687-70.3	636-1553	.409	-----	-----	415-639	.649	919-38.3	476	N/A	N/A	N/A	N/A
Opponent	1619-67.4	591-1483	.389	-----	-----	437-629	.694	910-37.9	481	N/A	N/A	N/A	N/A
1960-61	1701-70.9	652-1523	.428	-----	-----	397-620	.640	978-40.8	413	N/A	N/A	N/A	N/A
Opponent	1552-64.6	593-1557	.380	-----	-----	366-533	.686	865-36.0	456	N/A	N/A	N/A	N/A
1959-60	1753-73.0	681-1644	.414	-----	-----	391-582	.671	957-39.9	454	N/A	N/A	N/A	N/A
Opponent	1704-71.0	554-1560	.355	-----	-----	396-559	.704	744-31.0	482	N/A	N/A	N/A	N/A
1958-59	1521-76.1	573-1510	.379	-----	-----	375-548	.684	941-47.1	354	N/A	N/A	N/A	N/A
Opponent	1529-76.5	598-1547	.386	-----	-----	343-495	.692	902-45.1	405	N/A	N/A	N/A	N/A
1957-58	1622-73.7	623-1619	.385	-----	-----	376-568	.662	885-40.2	350	N/A	N/A	N/A	N/A
Opponent	1608-73.1	629-1637	.384	-----	-----	350-531	.659	880-40.0	427	N/A	N/A	N/A	N/A

## YEAR-BY-YEAR STATISTICS

YEAR	PTS.-AVG.	FG-A	PCT	3-PT. FG	PCT	FT-A	PCT	REB-AVG	PF	AS	TO	BS	ST
1956-57	1532-69.6	592-1622	.365	-----	-----	348-605	.575	787-35.8	409	N/A	N/A	N/A	N/A
Opponent	1578-71.7	587-1541	.381	-----	-----	404-606	.666	817-37.1	425	N/A	N/A	N/A	N/A
1955-56	2020-77.7	731-1903	.384	-----	-----	558-824	.684	1196-54.4	478	N/A	N/A	N/A	N/A
Opponent	1818-69.9	679-1852	.367	-----	-----	460-763	.603	1151-52.3	491	N/A	N/A	N/A	N/A
1954-55	1776-80.7	648-1662	.389	-----	-----	480-742	.646	N/A	460	N/A	N/A	N/A	N/A
Opponent	1579-70.8	537-1593	.336	-----	-----	505-786	.642	N/A	454	N/A	N/A	N/A	N/A
1953-54	1559-70.8	538-1435	.375	-----	-----	483-768	.629	N/A	490	N/A	N/A	N/A	N/A
Opponent	1415-64.3	478-1411	.338	-----	-----	459-723	.635	N/A	502	N/A	N/A	N/A	N/A
1952-53	1535-69.8	523-1602	.325	-----	-----	513-813	.631	N/A	433	N/A	N/A	N/A	N/A
Opponent	1503-68.3	548-1654	.331	-----	-----	407-658	.633	N/A	530	N/A	N/A	N/A	N/A
1951-52	1535-69.8	566-1663	.340	-----	-----	403-609	.662	N/A	439	N/A	N/A	N/A	N/A
Opponent	1358-61.7	532-1672	.318	-----	-----	294-503	.584	N/A	567	N/A	N/A	N/A	N/A
1950-51	1430-65.0	536-1728	.310	-----	-----	242-358	.597	1134-51.6	459	N/A	N/A	N/A	N/A
Opponent	1310-59.6	503-1598	.315	-----	-----	206-304	.596	782-35.6	525	N/A	N/A	N/A	N/A
1949-50	1410-64.1	534-1736	.308	-----	-----	231-342	.597	N/A	406	N/A	N/A	N/A	N/A
Opponent	1290-58.6	490-1619	.303	-----	-----	195-310	.614	N/A	447	N/A	N/A	N/A	N/A
1948-49	1102-55.1	404-1638	.246	-----	-----	202-292	.612	N/A	430	N/A	N/A	N/A	N/A
Opponent	1098-54.9	403-1504	.268	-----	-----	186-294	.581	N/A	422	N/A	N/A	N/A	N/A
1947-48	1082-57.0	407-1470	.277	-----	-----	180-268	.671	N/A	378	N/A	N/A	N/A	N/A
Opponent	902-47.4	330-1359	.243	-----	-----	178-242	.735	N/A	400	N/A	N/A	N/A	N/A
1946-47	1080-56.8	410- N/A	N/A	-----	-----	178-260	.684	N/A	N/A	N/A	N/A	N/A	N/A
Opponent	903-47.5	N/A- N/A	N/A	-----	-----	N/A	N/A	N/A	N/A	N/A	N/A	N/A	N/A
1945-46	1034-57.4	390- N/A	N/A	-----	-----	200-254	.787	N/A	334	N/A	N/A	N/A	N/A
Opponent	749-41.6	270- N/A	N/A	-----	-----	171-209	.818	N/A	367	N/A	N/A	N/A	N/A
1944-45	1030-57.2	408- N/A	N/A	-----	-----	150-214	.700	N/A	251	N/A	N/A	N/A	N/A
Opponent	706-39.2	274- N/A	N/A	-----	-----	136-159	.855	N/A	309	N/A	N/A	N/A	N/A
1943-44	951-52.8	392- N/A	N/A	-----	-----	132-167	.790	N/A	219	N/A	N/A	N/A	N/A
Opponent	695-38.6	285- N/A	N/A	-----	-----	114-125	.912	N/A	224	N/A	N/A	N/A	N/A
1942-43	807-47.4	305- N/A	N/A	-----	-----	97-197	.492	N/A	231	N/A	N/A	N/A	N/A
Opponent	802-47.1	330- N/A	N/A	-----	-----	123-142	.866	N/A	230	N/A	N/A	N/A	N/A
1941-42	942-47.1	367- N/A	N/A	-----	-----	100-208	.480	N/A	261	N/A	N/A	N/A	N/A
Opponent	862-43.1	342- N/A	N/A	-----	-----	132-178	.741	N/A	254	N/A	N/A	N/A	N/A
1940-41	886-44.3	344- N/A	N/A	-----	-----	149-198	.752	N/A	285	N/A	N/A	N/A	N/A
Opponent	786-39.3	296- N/A	N/A	-----	-----	131-194	.675	N/A	285	N/A	N/A	N/A	N/A
1939-40	753-35.9	294- N/A	N/A	-----	-----	145-165	.879	N/A	278	N/A	N/A	N/A	N/A
Opponent	789-37.8	302- N/A	N/A	-----	-----	127-185	.686	N/A	292	N/A	N/A	N/A	N/A
1938-39	674-35.5	247- N/A	N/A	-----	-----	101-180	.561	N/A	232	N/A	N/A	N/A	N/A
Opponent	694-36.5	272- N/A	N/A	-----	-----	122-140	.871	N/A	236	N/A	N/A	N/A	N/A
1937-38	743-35.4	286- N/A	N/A	-----	-----	122-171	.713	N/A	280	N/A	N/A	N/A	N/A
Opponent	732-34.9	275- N/A	N/A	-----	-----	143-182	.786	N/A	243	N/A	N/A	N/A	N/A
1936-37	689-34.5	254- N/A	N/A	-----	-----	121-181	.669	N/A	252	N/A	N/A	N/A	N/A
Opponent	677-33.9	252- N/A	N/A	-----	-----	144-173	.832	N/A	227	N/A	N/A	N/A	N/A
1935-36	590-31.0	218- N/A	N/A	-----	-----	124-154	.805	N/A	240	N/A	N/A	N/A	N/A
Opponent	600-31.5	222- N/A	N/A	-----	-----	128-156	.821	N/A	225	N/A	N/A	N/A	N/A
1934-35	638-33.6	242- N/A	N/A	-----	-----	122-154	.792	N/A	202	N/A	N/A	N/A	N/A
Opponent	623-32.8	251- N/A	N/A	-----	-----	112-121	.926	N/A	234	N/A	N/A	N/A	N/A
1933-34	681-35.8	262- N/A	N/A	-----	-----	93-157	.592	N/A	205	N/A	N/A	N/A	N/A
Opponent	539-28.3	200- N/A	N/A	-----	-----	55-139	.396	N/A	199	N/A	N/A	N/A	N/A


Season team totals not available prior to 1934 | Three-Point Field Goals were established in 1982-83, then discontinued until 1986-87 | N/A = Not Available




# ALL-TIME COACHING RECORDS

## RANKED ACCORDING TO TOTAL VICTORIES

NAME	YEARS	OVERALL W-L	PCT.	BIG TEN W-L	PCT.
Tom Davis	1987-99	269-140	.658	125-105	.543
Lute Olson	1975-83	168-90	.651	92-70	.568
Steve Alford	1999-07	152-106	.589	61-67	.477
Rollie Williams	1930-42, 51	139-131	.515	69-92	.429
Bucky O'Connor*	1950, 52-58	114-59	.659	71-41	.634
Pops Harrison*	1943-50	98-42	.700	48-38	.558
Ralph Miller	1965-70	95-51	.651	54-30	.643
Sharm Scheuerman	1959-64	72-69	.511	38-46	.452
Sam Barry	1923-29	62-54	.534	43-41	.512
George Raveling	1984-86	54-38	.587	26-28	.481
Maury Kent	1914-18	42-36	.538	10-29	.256
Dick Schultz	1971-74	41-55	.427	20-36	.357
Ed Rule	1902, 04, 06, 08	37-15	.712	0-0	.000
James Ashmore	1920-22	29-26	.527	17-17	.500
John Griffith	1907, 09-10	24-15	.615	3-7	.300
Walter Stewart	1911-12	15-12	.556	2-6	.250
Floyd Thomas	1913	9-13	.409	1-5	.167
Edwin Bannick	1919	8-7	.533	4-7	.364
John Chalmers	1905	6-8	.429	0-0	.000
Fred Bailey	1903	4-3	.571	0-0	.000
<b>Totals</b>		<b>1438-970</b>	<b>.597</b>	<b>684-665</b>	<b>.507</b>



STEVE ALFORD



TOM DAVIS



POPS HARRISON




RALPH MILLER



BUCKY O'CONNOR



LUTE OLSON



ROLLIE WILLIAMS

## RANKED ACCORDING TO OVERALL GAME WINNING PERCENTAGE

NAME	YEARS	OVERALL W-L	PCT.	BIG TEN W-L	PCT.
Ed Rule	1902, 04, 06, 08	37-15	.712	0-0	.000
Pops Harrison*	1943-50	98-42	.700	48-38	.558
Bucky O'Connor*	1950, 52-58	114-59	.659	71-41	.634
Tom Davis	1987-99	269-140	.658	125-105	.543
Lute Olson	1975-83	168-90	.651	92-70	.568
Ralph Miller	1965-70	95-51	.651	54-30	.643
John Griffith	1907, 09-10	24-15	.615	3-7	.300
Steve Alford	1999-07	152-106	.589	61-67	.477
George Raveling	1984-86	54-38	.587	26-28	.481
Fred Bailey	1903	4-3	.571	0-0	.000
Walter Stewart	1911-12	15-12	.556	2-6	.250
Maury Kent	1914-18	42-36	.538	10-29	.256
Sam Barry	1923-29	62-54	.534	43-41	.512
Edwin Bannick	1919	8-7	.533	4-7	.364
James Ashmore	1920-22	29-26	.527	17-17	.500
Rollie Williams	1930-42, 51	139-131	.515	69-92	.429
Sharm Scheuerman	1959-64	72-69	.511	38-46	.452
John Chalmers	1905	6-8	.429	0-0	.000
Dick Schultz	1971-74	41-55	.427	20-36	.357
Floyd Thomas	1913	9-13	.409	1-5	.167
<b>Totals</b>		<b>1438-970</b>	<b>.597</b>	<b>684-665</b>	<b>.507</b>

\*Both Pops Harrison and Bucky O'Connor coached 11 games in 1949-50.



# HAWKEYE VISIONS



**The Hawkeye Visions Endowment Program:** Investing in a Winning Future, is a 10-year campaign with a \$25 million goal, which seeks to create permanently endowed scholarships for all starting positions in UI athletics. The program currently includes 111 fully endowed scholarships, 55 partially endowed scholarships, 25 scholarships that are in the development stages and approximately 30 future scholarship gifts. The following scholarships will be awarded for the 2007-2008 academic year:

## Visionary Level Scholarships

Beth and Bob Allsop Point Guard Scholarship  
Ray Carlson Lineman Scholarship  
Mark Falb Quarterback Scholarship  
Bill and John Fenton Football Scholarship  
George C. and Nora Foerstner Memorial Football Scholarships  
Leonard A. and Marlene S. Hadley Center Football Scholarship

Jim and Rhonda Juhlin Men's Basketball Scholarship  
Gus and Theo Mastrogany End Scholarship  
John and Peg Slusher Softball Catcher Scholarship  
Arthur E. Stanley Football Scholarships  
Dale L. Tieden Football Scholarships  
Jim and Susan Woods Offensive Lineman Scholarship

## Leadership Level Scholarships

Dr. C.F. "Larry" and Lois Barrett Football Scholarship  
Micheal and Patricia Beal Women's Basketball Scholarship  
John and Ruth Beckman Scholarships  
P. Sue Beckwith, M.D., Women's Basketball Scholarship  
P. Sue Beckwith, M.D., Rowing Scholarship  
Warren and Harriet Berman Family Football Scholarship  
Warren and Harriet Berman Family Men's Basketball Scholarship  
Mike Boddicker Baseball Scholarship  
Lester Bookey Memorial Scholarship  
Patty and Tom Buroker Football Scholarship  
Tom and Lori Cardella Football Scholarship  
B.W. "Wayne" Carpenter Football Scholarship  
Carver Scholarship/Slater Award  
Gene and Jennie Clay Football Scholarship  
John and Mary Ann Colloton Men's Basketball Scholarship  
John and Mary Ann Colloton Football Scholarship  
John and Mary Ann Colloton Women's Basketball Scholarship  
John and Mary Ann Colloton Wrestling Scholarship  
Catherine Nacke Cooper Men's Basketball Scholarship  
Tom and Shari Davis Men's Basketball Manager Scholarship  
Doran Family Gymnastics Scholarship  
C.W. "Bump" Elliot Football Scholarship  
Dr. Brent and Ellen Feller Men's Basketball Scholarship  
John Ferentz Memorial Football Scholarship  
Hayden Fry Captain's Scholarship  
Eugene and Pat Gauron Women's Tennis Scholarship  
Al Grady Memorial Football Scholarship  
Donald W. and Marilyn Heineking Baseball Scholarship  
Donald W. and Marilyn Heineking Football Scholarship  
Donald W. and Marilyn Heineking Men's Cross Country/Track Scholarship  
Donald W. and Marilyn Heineking Men's Basketball Manager's Scholarship  
Donald W. and Marilyn Heineking Softball Scholarship  
Donald W. and Marilyn Heineking Volleyball Scholarship  
Donald W. and Marilyn Heineking Women's Basketball Scholarship  
Donald W. and Marilyn Heineking Wrestling Scholarship  
Theo and Glenda Hitchens Football Scholarship  
Theo and Glenda Hitchens Men's Basketball Scholarship  
James Hoak Scholarship Fund  
Iowa Style Wrestling Scholarship  
Richard O. Jacobson Football Scholarship  
Johnson County I-Club Football Scholarship

Bud and Georgia Johnson Women's Basketball Scholarship  
Nile Kinnick Leadership Scholarship  
Nile Kinnick Memorial Scholarships  
Nile Kinnick Scholarship for Women  
Ron and Carol Kirchoff Men's Basketball Scholarship  
W.A. Krause Football Scholarship  
Gary Kurdelmeier Wrestling Scholarship  
Robert and Dorothy Lee Scholarship  
Jack and Ailene Liechty Men's Golf Scholarship  
Jack and Ailene Liechty Football Scholarship  
Jack and Ailene Liechty Men's Basketball Scholarship  
Jack and Ailene Liechty Women's Basketball Scholarship  
Linn County I-Club Football Scholarship  
Brad and Anne Lohaus Men's Basketball Scholarship  
Paul Mason Memorial Scholarship  
Terry and Susan Mulligan Football Scholarship  
Bucky O'Connor Men's Basketball Scholarship  
Bucky O'Connor Men's Golf Scholarship  
Dennis and Donna Oldorf Athletic Scholarship  
Dennis and Janice Oliver Strang Football Scholarship  
Robert and Ruth Olson Football Scholarship  
Bob and Dorothy Otto Football Scholarship  
Dave Paulson Baseball Scholarship  
Whitey and Grace Piro Football Scholarship  
William and Kay Pitlik Wrestling Scholarship  
William and Kay Pitlik Football Scholarships  
William and Kay Pitlik Softball Scholarship  
William and Kay Pitlik Women's Basketball Scholarship  
Polk County I-Club Football Scholarship  
Polk County I-Club Softball Scholarship  
Bob Root Memorial Football Scholarship  
Stella Wolff Sanford Women's Scholarship  
John and Dorothy Sill Wrestling Scholarship  
Roland and Esther Smith Men's Athletic Scholarships  
Roland and Esther Smith Women's Athletic Scholarships  
Chris Street Memorial Men's Basketball Scholarship  
John Streif Men's Basketball Scholarship  
Ben Trickey Memorial Scholarship  
Raymond K. and Susan K. Vawter Football Scholarship  
W. David Ward Football Scholarship  
Earl and Edna Yoder Football Scholarship

## The Hawkeye Visions Endowment Program: Investing in a Winning Future!

To make a gift or for more information about the Hawkeye Visions Endowment Program, please contact the athletic department staff at the UI Foundation, (319) 335-3305 or (800) 648-6973. The UI Foundation is the preferred channel of support for private contributions to all areas of The University of Iowa.

### Required Gift Levels

Visionary Level Scholarship Level	\$400,000
Leadership Level Scholarship Level	\$200,000
Sustaining Level Scholarship Level	\$50,000

\*Sustaining Scholarships, along with a complete list of all scholarships are listed on our website [www.givetoioowa.org/athletics](http://www.givetoioowa.org/athletics)

## IOWA CITY/CORALVILLE AREA DIRECTORY

(area code is 319)

**AIR TRANSPORTATION FROM EASTERN IOWA AIRPORT**

Allegiant Air _____	702-505-8888	Northwest _____	800-225-2525
American Eagle/American Connection _____	800-433-7300	United _____	800-241-6522
Delta Connection _____	800-221-1212		

**HOTELS/MOTELS**

Alexis Park Inn and Suites, 1165 S. Riverside Drive, Iowa City _____	337-8665	Heartland Inn, 87 2nd Street, Coralville _____	351-8132
Amana Colonies Holiday Inn, I-80, Exit 225, Amana _____	688-1175	Holiday Inn Amana Colonies, I-80 Exit 225, Williamsburg _____	668-1175
Americinn, 2597 Holiday Road, Coralville _____	625-2400	Holiday Inn Express, I-80 Exit 240, Coralville _____	626-5600
Baymont Inn & Suites, 200 6th Street, Coralville _____	337-9797	Holiday Inn, 1200 1st Ave., Coralville _____	351-6600
Best Western Canterbury Inn, 704 1st Ave., Coralville _____	351-0400	Hotel Vetro Studio Suites, 201 S. Linn St., Iowa City, IA _____	337-4961
Big Ten Inn, 707 1st Ave., Coralville _____	351-6131	Iowa House Hotel, Madison & Jefferson St., Iowa City _____	335-3513
Comfort Inn and Suites, 2431 James Street, Coralville _____	338-3400	Marriott Hotel and Conference Center, 300 East 9th Street, Coralville _____	688-4000
Comfort Inn, 209 9th St., Coralville _____	351-8144	Motel 6, 810 1st Avenue, Coralville _____	354-0030
Country Inn and Suites by Carlson, 2571 Heartland Place, Coralville _____	545-8464	Quality Inn and Suites, 2525 N. Dodge St., Iowa City _____	354-2000
Days Inn, Hwy. 6 West, Coralville _____	354-4400	Riverside Golf Resort, 3184 Hwy. 22, Riverside, IA _____	656-3611
Econo Lodge Motel, 815 1st Ave., Coralville _____	354-6000	Sheraton Iowa City Hotel, 210 S. Dubuque St., Iowa City _____	337-4058
Fairfield Inn, 214 9th Street, Coralville _____	337-8382	Super 8 Motel, 611 1st Ave., Coralville _____	337-8388
Hampton Inn, 1200 1st Ave., Coralville _____	351-6600	Travel Lodge, 2216 N. Dodge St., Iowa City _____	351-1010

**RESTAURANTS**

Applebee's, 200 12th St., Coralville _____	358-1986	Hunan Restaurant, 118 2nd St., Coralville _____	338-8886
Airliner, 22 S. Clinton, Iowa City _____	338-5463	Iowa River Power Company, 501 1st Ave., Coralville _____	351-1904
Atlas World Grill, 127 Iowa Ave., Iowa City _____	341-7700	Jimmy Jack's Rib Shack, 1940 Lower Muscatine Road, Iowa City _____	354-7427
Baldy's Wraps, 18 S. Clinton St., Iowa City _____	338-1010	Joseph's Steakhouse, 212 S. Clinton St., Iowa City _____	358-0776
Bennigan's, Coral Ridge Mall, Coralville _____	625-2366	LaCasa, 1200 S. Gilbert Court, Iowa City _____	254-1926
Bo-James, 118 E. Washington St., Iowa City _____	337-4703	Lone Star Steakhouse, 210 2nd St., Coralville _____	341-8444
Bob's Your Uncle Pizza Cafe, 749 Mormon Trek Blvd., Iowa City _____	338-7400	Micky's Irish Pub, 11 S. Dubuque St., Iowa City _____	338-6860
Bob's Your Uncle Pizza Café, 2208 N. Dodge St., Iowa City _____	331-7400	Mill Restaurant, 120 E. Burlington Street, Iowa City _____	351-9529
Boston's Restaurant & Sports Bar, Corner of Hwy. 6 and 25th St., Coralville _____	688-9688	Mondo's Tomato Pie, 516 E. 2nd St., Coralville _____	337-3000
Bread Garden Bakery & Café, 224 S. Clinton, Iowa City _____	354-4246	New York NY Fresh Deli, 925 25th Ave., Coralville _____	356-6969
Brown Bottle, 115 E. Washington St., Iowa City _____	351-6704	Okoboji Grill, 1857 Lower Muscatine Rd., Iowa City _____	248-1155
Bruegger's Bagel Bakery, 404 1st Avenue, Coralville _____	337-2243	Old Chicago, 78 Second Street, Coralville _____	248-1220
Buffalo Wild Wings, 201 Clinton Street, Iowa City _____	887-9464	Olive Garden, 925 25th Ave., Coralville _____	339-9100
Buffalo Wild Wings, 2500 Corridor Way, Coralville _____	338-9464	Outback Steakhouse, 945 25th Ave., Coralville _____	354-2755
Carlos O'Kelly's, 1411 S. Waterfront Drive, Iowa City _____	354-5800	Ox Yoke Inn, 4420 220 Trail, Amana _____	1-800-233-3441
Charlie's Bar and Grill, 450 1st Ave., Coralville _____	351-1488	Pagliari's Pizza, 302 E. Bloomington St., Iowa City _____	351-5073
Chili's, 2651 2nd St., Coralville _____	351-1488	Pancho's Mexican Grill, 901 25th Ave., Coralville _____	248-3256
Colony Inn Restaurant, 741 47th Ave., Amana _____	622-6270	Pancho's Mexican Grill, 32 S. Clinton, Iowa City _____	338-6311
Culvers Frozen Custard, 2591 Heartland Place, Coralville _____	545-8255	Pit Smokehouse, 130 N. Dubuque, Iowa City _____	337-6653
David's Place, 100 South Linn Street, Iowa City _____	351-5600	Quinton's Bar & Deli, 215 E. Washington, Iowa City _____	354-7074
Donnelley's, 101 E. College Street, Iowa City _____	338-7355	Red Lobster, 2671 2nd Street, Coralville _____	338-6400
The Edge, 807 1st Ave., Coralville _____	337-5680	River City Beefstro, 1210 1st Ave., Coralville _____	351-1551
Eggy's on 965, Hwy. 965, North Liberty _____	665-4800	Sanctuary Restaurant & Pub, 405 S. Gilbert St., Iowa City _____	351-5692
El Dorado, 102 Second Street, Coralville _____	688-5237	Santa Fe Grill, 61 2nd Street, Coralville _____	337-0608
El Rancho, 21 Sturgis Drive, Iowa City _____	338-4324	Sluggers Neighborhood Grill, 303 2nd St., Coralville _____	354-4459
Fieldhouse, 111 E. College St., Iowa City _____	338-6177	Sports Column, 12 S. Dubuque Street, Iowa City _____	356-6902
Flannigan's Bar & Grill, 501 1st Ave., Coralville _____	351-1904	Steak and Shake, 2806 Commerce Drive, Coralville _____	545-5472
Givanni's Café, 109 E. College St., Iowa City _____	338-5967	Summit Restaurant & Bar, 10 S. Clinton St., Iowa City _____	354-7470
Godfather's Pizza, Highway 1 West, Iowa City _____	354-3312	Sushi Popo, 725 Mormon Trek Blvd., Iowa City _____	338-7676
Ground Round, 830 S. Riverside Dr., Iowa City _____	351-2370	Takanami, 219 Iowa Avenue, Iowa City _____	351-5125
Gus' Food & Spirits, 2421 Coral Court, Coralville _____	545-4290	The Three Samurai, 1801 2nd St., Coralville _____	337-3340
Hamburg Inn, 214 N. Linn St., Iowa City _____	337-5512	Venuto's World Bistro, 115 E. College Street, Iowa City _____	688-0002
Highlander Prime Grille, 2525 N. Dodge, Iowa City _____	354-1596	Vine Tavern, 330 E. Prentiss St., Iowa City _____	354-8767
House of Lords Restaurant & Pub, 704 1st Ave., Coralville _____	351-0400	Vine Tavern & Eatery, 39 2nd St., Coralville _____	338-7770
HuHot Mongolian Grill, 917 25th Ave., Coralville _____	358-9100	Wig and Pen Pizza Pub, 1220 Hwy. 6 West, Coralville _____	354-2767



# MEDIA INFORMATION

Iowa's Carver-Hawkeye Arena is located on the west campus in the University's athletic complex, approximately one-quarter mile northwest of Kinnick Stadium. It is a few minutes' drive from Interstate 80 and 380 and about 30 minutes from the Eastern Iowa Airport in Cedar Rapids.

The press and radio section at the Arena is located on the west side of the floor. The television and camera platform is located overhead on the east side.

A hospitality room for the media is located through the main exit ramp off the playing floor. Soft drinks are available to the media, but pre-game food service is not provided.

Post-game conferences with the head coaches are held in the Team Room. Iowa player interviews are conducted in the hospitality room following the coach's interviews.

## COACH LICKLITER CONFERENCES/INTERVIEW REQUESTS

Coach Todd Lickliter holds media conferences in Carver-Hawkeye Arena and tele-conferences throughout the season. Dates and times are available through the Iowa Sports Information office. Requested Iowa players are available on days Coach Lickliter meets with the media. Coach Lickliter also participates in the Big Ten coaches tele-conferences on Monday's during the conference season. Iowa practice sessions will be open throughout the majority of the season. Practice will not be open on days prior to a game, game days and days immediately following a game. For further information on attending practice, contact the UI Sports Information office.

All interview requests for members of the Iowa coaching staff and Hawkeye student-athletes should be directed through the Sports Information Office (319) 335-9411. Please refrain from directly contacting members of the basketball program.

## CREDENTIALS

Requests for game credentials should be directed in writing or e-mail to Phil Haddy, Sports Information Director, 157 Carver-Hawkeye Arena, Iowa City, Iowa 52242. Requests should be filed early enough to allow time for processing. Credentials that are not mailed can be claimed at the Will Call window at the Carver-Hawkeye Arena ticket office, located at the north entrance to the arena. Photo identification is required.

The sports information fax number is 319-335-9417 and Phil's e-mail address is phillip-haddy@uiowa.edu.

## PARKING

Requests for parking should be made when requesting credentials. Media parking is located in lots 46 and 33 near Carver-Hawkeye Arena.

## SERVICES

Complete play-by-play, halftime statistics, final individual and team statistics and quotes from both head coaches are available following each home game. Statistics will be either faxed or e-mailed when requested. This information is filed in PDF format and sent within 30 minutes following home games. Box scores are also posted on the Iowa website, www.hawkeyesports.com, following each Iowa game throughout the season.

## HIGH SPEED INTERNET ACCESS

High speed internet access is available in the media area in Carver-Hawkeye Arena, as the majority of seats in the media area are hard-wired for access at no charge.

## ACCOMMODATIONS

A directory of hotels, motels, restaurants and available transportation can be found on page 203.

## MEDIA GUIDE SUPPLEMENT

A supplement to the 2007-08 Iowa Basketball Media Guide, containing additional series history and results, Iowa records, year-by-year results, post-season box scores and a composite Big Ten Conference schedule, can be obtained through the UI Sports Information office.

The supplement is available on the internet at [hawkeyesports.com](http://hawkeyesports.com), the official website of the University of Iowa athletic department. After opening the Iowa website, click on men's basketball on the left side of the page. Once at the basketball site, click on History and Record Book on the right side of the page under the Stats and More heading.

## IOWA ON THE INTERNET

Updated information on the Iowa basketball team and athletics department is also available on the University of Iowa's athletic department home page on the Internet. That address is:

<http://www.hawkeyesports.com>

Iowa sports information staff members may be addressed electronically at the following E-mail address:

[phillip-haddy@uiowa.edu](mailto:phillip-haddy@uiowa.edu)    [steven-roe@uiowa.edu](mailto:steven-roe@uiowa.edu)    [traci-a-wagner@uiowa.edu](mailto:traci-a-wagner@uiowa.edu)

[matthew-weitzel@uiowa.edu](mailto:matthew-weitzel@uiowa.edu)    [aaron-blau@uiowa.edu](mailto:aaron-blau@uiowa.edu)

## THE HAWKEYE RADIO NETWORK

Fans of the University of Iowa following the Hawkeyes on radio can tune in on their favorite station throughout the state of Iowa and the Midwest.

The radio voice of the Hawkeyes is Gary Dolphin, a Cascade, IA native who handles all play-by-play action of both Iowa men's basketball and football. In addition, Dolphin also serves as the host of the weekly radio and television coach's shows during the seasons with men's basketball Coach Todd Lickliter and football Coach Kirk Ferentz. Dolphin in 2001 was named the Iowa Sportscaster of the Year. He is in his 12th season of broadcasting Iowa basketball and football on the Hawkeye Radio Network. Dolphin, overall, is in his 35th year of play-by-play broadcasting, which also includes six years of broadcasting basketball games for Northwestern University.

Dolphin is joined on all University of Iowa basketball broadcasts by former Hawkeye and NBA veteran Bobby Hansen. Hansen was a four-year letterman and a member of Iowa's 1980 Final Four team. Hansen enjoyed a lengthy career in the NBA and earned an NBA championship while playing for the Chicago Bulls.

The Hawkeye Radio Network, a production of Learfield Communications, Inc. of Jefferson City, MO, blankets the state of Iowa and bordering states with more than 50 stations providing live coverage. The Hawkeyes can also be heard on the world wide web ([hawkeyesports.com](http://hawkeyesports.com)), on XM Satellite radio and over the telephone on "TEAMLINE."



The Hawkeye Radio Network broadcast team for Iowa basketball includes Bobby Hansen (left) and Gary Dolphin.

# SPORTS INFORMATION

## IOWA SPORTS INFORMATION STAFF

The Iowa sports information staff includes Phil Haddy, director; Steve Roe, associate director; and assistants Aaron Blau, Traci Wagner and Matthew Weitzel. Theresa Walenta is the office secretary. The sports information staff also includes student staff members Lauren Dixon, Jordin Hatcher, Jake Holtorf, Janey Kiryluik, Brad Rudner, Patrick Sojka, Jenni Stumpff and Carson Tigges.

**Haddy** became part of the Hawkeye staff in 1971 and was named director of sports information in July, 1993. A native of Cedar Rapids, he holds two degrees from Iowa and has worked for two radio stations. Phil and his wife, Elaine, have a son, Jason, and a daughter, Jamie. They are grandparents of Nick (7) and William (5) Haddy and Evelyn (2) and Martin (six months) Powers.

**Roe** joined the Hawkeye staff in 1990 and was named associate director in 1997. The Iowa City native earned his bachelor's degree from Buena Vista University and his master's degree from Northeast Louisiana University. Steve and his wife, Janet, have a daughter, Nike, and a son, James, and a granddaughter, Teagan (3).

**Wagner** is in her ninth year as a fulltime assistant after previously serving as a student assistant for four years and as an intern for two years. A native of Iowa Falls, Wagner earned her degree in 1997 with a double major in journalism and communication studies. Traci and her husband, Jason, have a son, Nicholas (5), and a daughter, Sydney (1).

**Weitzel** has served as an assistant sports information director since 1998. Matthew graduated from the University of Iowa in 1997 with a Bachelor's of Arts degree in Journalism and Mass Communication, with an emphasis in Business. The native of Mundelein, IL was a student in the sports information office for three years.

**Blau** is in his first year as an assistant in the Iowa sports information office. Aaron graduated from the University of Iowa in 2007 with a double major in journalism and Mass Communication and Sports Studies, along with a minor in American Studies. Blau, a native of Latimer, IA, served as a student assistant in the UI sports information office for five years. His fiancé is Mandy Balik.

A member of the Iowa athletic department staff since 1988, **Walenta** has been a member of the sports information staff for 12 years. She is a lifelong resident of Iowa City.

The Sports Information Office is located in Suite 157 of Carver-Hawkeye Arena. The office phone number is 319/335-9411 and the FAX number is 319/335-9417.

### Intercollegiate Athletics Mission Statement

The mission of the Department of Athletics is to provide the administrative and coaching support, facilities, resources, and equipment necessary for student athletes to graduate from The University of Iowa while participating in broad-based championship-calibre athletic competition. The overall well-being of the participant and the integrity of the program will be paramount in all that we do.



Phil Haddy



Steve Roe



Aaron Blau



Traci Wagner



Matthew Weitzel



Theresa Walenta

**X** | THE  
DOCUMENT  
COMPANY  
1-800-ASK-XEROX

**PRINT.  
FAX.  
SCAN.  
COPY.**

# MEDIA OUTLETS

## NEWSPAPERS

### ASSOCIATED PRESS

Telephone: 515-243-3281 or 1-800-453-2113  
 FAX: 515-243-1550  
 505 5th Ave., Suite 1000  
 Des Moines, IA 50309  
 Sports Editor: Luke Meredith  
 E-Mail: lmeredith@ap.org  
 Iowa City Office: 319-337-5615

### THE BURLINGTON HAWK EYE

800 S. Main St.  
 Burlington, IA 52601-0010  
 Telephone: 319-758-8133  
 FAX: 319-754-6824  
 Sports Editor: John Bohnenkamp  
 Basketball Writer: John Bohnenkamp  
 e-mail: jbohenkamp@thehawkeye.com

### CEDAR RAPIDS GAZETTE

Telephone: 319-398-8258  
 FAX: 319-398-5861  
 500 Third Ave. SE  
 Cedar Rapids, IA 52401  
 Iowa Basketball Writer: Jim Ecker  
 e-mail: jim.ecker@gazettecommunications.com  
 Columnist: Mike Hlas  
 e-mail: mike.hlas@gazettecommunications.com

### DES MOINES REGISTER

Telephone: 515-284-8000 or 1-800-532-1455  
 FAX: 515-286-2504  
 715 Locust St.  
 Des Moines, IA 50304  
 Iowa Basketball Writer: Randy Peterson  
 e-mail: rapeters@dmreg.com  
 Columnist: Sean Keeler  
 e-mail: skeeler@dmreg.com

### DAILY IOWAN

Telephone: 319-335-5848  
 FAX: 319-335-6184  
 111 Communications Building  
 University of Iowa  
 Iowa City, IA 52242  
 Sports Editor: Charlie Kautz  
 e-mail: daily-iowan@uiowa.edu

### HAWKEYE NATION

Telephone: 319-358-6657  
 2539 Catskill Court  
 Iowa City, IA 52245  
 Editor: Rob Howe (krcollect01@aol.com)  
 Publisher: Jon Miller (jonmiller@hawkeyenation.com)

### IOWA CITY PRESS CITIZEN

Telephone: 319-339-7368  
 FAX: 319-339-7342  
 1725 North Dodge St.  
 Iowa City, Iowa 52245  
 Iowa Basketball Writer: Pat Harty  
 e-mail: pharty@press-citizen.com

### MOLINE DISPATCH

Telephone: 800-272-6397 or 309-757-4974  
 FAX: 309-797-0317  
 1720 Fifth Ave.  
 Moline, IL 61265  
 Iowa Basketball Writer: Jeff Wendland  
 e-mail: jwendland@qconline.com

### QUAD CITY TIMES

Telephone: 1-800-437-4648  
 FAX: 319-383-2370  
 500 E. Third St.  
 Davenport, IA 52801  
 Iowa Basketball Writer: Steve Batterson  
 Columnist: Don Doxsie  
 e-mail: sports@qctimes.com

### VOICE OF THE HAWKEYES

Telephone: 319-530-2272  
 FAX: 319-665-3699  
 P.O. Box 187  
 Iowa City, IA 52244-0187  
 Editor: Todd Brommelkamp  
 e-mail: voiceofthehawkeyes@yahoo.com

### WATERLOO COURIER

Telephone: 319-291-1469/1-800-798-1702  
 FAX: 319-291-2069  
 501 Commercial St.  
 Waterloo, IA 50701  
 Sports Editor: Jim Nelson  
 e-mail: jim.nelson@WFCCourier.com

## TELEVISION

### KCCI-TV (CBS)

Telephone: 515-247-8811 or 1-800-947-8841  
 FAX: 515-244-0202  
 888 Ninth St.  
 Des Moines, IA 50309  
 Sports Director: Heidi Soliday  
 e-mail: hsoliday@hearst.com

### KCRG-TV (ABC)

Telephone: 319-398-8325 or 365-9999  
 FAX: 319-368-8505  
 501 Second Ave. SE  
 Cedar Rapids, IA 52406  
 Sports Director: John Campbell  
 e-mail: john.campbell@kcrq.com

### KGAN-TV (CBS)

Telephone: 319-395-9081 or 1-800-222-5426  
 FAX: 319-395-0113  
 P.O. Box 3131  
 Cedar Rapids, IA 52406  
 Sports Director: Jared Aarons  
 e-mail: jaarons@sbgnet.com

### KWQC-TV (NBC)

Telephone: 319-383-7037 or 1-800-927-6397  
 FAX: 319-383-7131  
 805 Brady St.  
 Davenport, IA 52808  
 Sports Director: Thom Cornelis  
 e-mail: tcornelis@kwqc.com

### KWWL-TV (NBC)

Telephone: 319-291-1200  
 FAX: 319-291-1233  
 500 E. 4th St.  
 Waterloo, IA 50703  
 Sports Director: Rick Coleman  
 e-mail: rcoleman@kwwl.com

### WHBF-TV (CBS)

Telephone: 309-786-5441  
 FAX: 309-788-3642  
 231-18th St.  
 Rock Island, IL 61201  
 Sports Director: Jay Kidwell  
 e-mail: newsroom@whbf.com

### WHO-TV (NBC)

Telephone: 515-242-3739 or 1-800-835-1313  
 FAX: 515-242-3796  
 1801 Grand Ave.  
 Des Moines, IA 50308  
 Sports Director: Keith Murphy  
 e-mail: whotv@who.com

### WOI-TV (ABC)

Telephone: 515-457-1026 or 1-800-858-5555  
 FAX: 515-457-1025  
 3903 West Town Parkway  
 West Des Moines, IA 50266  
 Sports Director: John Walters  
 e-mail: jwalters@woitv.com

### WQAD-TV (ABC)

Telephone: 309-736-3325 or 736-3300  
 FAX: 309-736-3306  
 300 Park 16th St.  
 Moline, IL 61255  
 Sports Director: Mick Moninghoff  
 e-mail: mick-moninghoff@wqad.com

## RADIO

### HAWKEYE RADIO NETWORK

Play-by-Play: Gary Dolphin  
 Telephone: 563-589-2213  
 FAX: 563-589-1787  
 U.S. Bank  
 P.O. Box 148  
 Dubuque, IA 52004-0148  
 e-mail: gary.p.dolphin@usbank.com

Color: Bobby Hansen  
 1734 19th St.  
 West Des Moines, IA 50265  
 Cell Phone: 515-720-9755  
 e-mail: Han5hwk@aol.com

### KCJJ

Telephone: 319-354-1242  
 FAX: 319-354-1921  
 PO Box 2118  
 Iowa City, IA 52244  
 Sports: Tom Suter  
 e-mail: kcjjam@aol.com

### KMRV

1957 Blairs Ferry Road NE  
 Cedar Rapids, IA 52402  
 Telephone: 319-393-1450  
 Sports: Bob Brooks

### KXIC

Telephone: 319-354-9500  
 FAX: 319-354-9504  
 PO Box 2388  
 Iowa City, IA 52244  
 Sports Director: Brent Balbinot  
 e-mail: brentbalbinot@clearchannel.com

### KXNO

Telephone: 1-866-333-5966  
 515-274-4969/289-2000  
 1801 Grand Ave.  
 Des Moines, IA 50309  
 Sports: Larry Cotlar (larrycotlar@kxno.com)  
 Geoff Conn (geoffconn@kxno.com)  
 Steve Deace (stevedeace@kxno.com)

### WHO

Telephone: 1-866-469-4295  
 515-283-1429/284-8615  
 1801 Grand Ave.  
 Des Moines, IA 50309  
 Sports: Jon Miller  
 e-mail: jonmiller@whoradio.com

### WMT

Telephone: 319-395-0530 or 800-933-7767  
 FAX: 319-393-0918  
 PO Box 2147  
 600 Old Marion Rd. NE  
 Cedar Rapids, IA 52406  
 Sports: Bob Bruce  
 e-mail: bobbruce@clearchannel.com





FIVE MUST SUMMON IT.  
AND WHEN IT'S TASTED ENOUGH  
BLOOD, SWEAT AND TRUST,  
IT AWAKENS.

TOGETHER YOU MAKE THE  
**BEAUTIFUL  
MONSTER**

