



# IOWA HAWKEYES

## 12-16 Overall, 3-12 Big Ten

3 FINAL FOURS | 8 BIG TEN CHAMPIONSHIPS | 2 BIG TEN TOURNAMENT TITLES | 25 NCAA TOURNAMENTS

### INDIANA (15-12, 8-7) vs. IOWA (12-16, 3-12)

Feb. 17, 2018 // Iowa City, Iowa // Carver-Hawkeye Arena // 1:05 p.m. CT

#### INDIANA HOOSIERS

Pos.	No.	Name	Ht.	Wt.	Yr.	Hometown	Statistical Summary
G	11	Devonte Green	6-3	186	So.	North Babylon, N.Y.	7.7 ppg, 2.0 rpg, 2.4 apg
G	15	Zach McRoberts	6-6	206	RS-Jr.	Carmel, Ind.	2.7 ppg, 3.4 rpg, 1.45 spg
G	4	Robert Johnson	6-3	195	Sr.	Richmond, Va.	13.4 ppg, 4.6 rpg, 2.6 apg
F	13	Juwan Morgan	6-8	230	Jr.	Waynesville, Mo.	16.8 ppg, 7.4 rpg, 1.4 bpg
F	21	Freddie McSwain Jr.	6-6	220	Sr.	Hinesville, Ga.	4.1 ppg, 4.7 rpg, 0.7 bpg

Head Coach: Archie Miller (N.C. State, 2002); First Season at Indiana (15-12); Seventh Season Overall (154-74)

#### IOWA HAWKEYES

Pos.	No.	Name	Ht.	Wt.	Yr.	Hometown	Statistical Summary
G	3	Jordan Bohannon	6-0	190	So.	Marion, Iowa	13.4 ppg, 2.1 rpg, 5.3 apg
G	4	Isaiah Moss	6-5	205	RS-So.	Chicago, Ill.	10.8 ppg, 2.2 rpg, 2.0 apg
F	2	Jack Nunge	6-7	195	Fr.	Newburgh, Ind.	6.0 ppg, 2.8 rpg, 0.8 bpg
F	5	Tyler Cook	6-9	255	So.	St. Louis, Mo.	15.2 ppg, 6.6 rpg, 1.5 apg
C	55	Luka Garza	6-11	235	Fr.	Washington, D.C.	11.3 ppg, 6.4 rpg, 1.1 bpg

Head Coach: Fran McCaffery (Penn, 1979); Eighth Season at Iowa (149-117); 21st Season Overall (400-294)

### BLACK & GOLD SPIRIT GAME STORYLINES

- Iowa has one Indiana native on its roster, freshman Jack Nunge. Nunge hails from Newburgh, Indiana and he was one of four finalists for Indiana's Mr. Basketball in 2017.
- Iowa is 11-1 this season when leading with five minutes remaining in the second half. The lone setback came last Tuesday to No. 4 Michigan State.
- Freshmen have led Iowa in each of Iowa's last two games: Jack Nunge at No. 14/16 Ohio State (18 points) and Luka Garza at No. 22/21 Michigan (22 points).
- Iowa's reserves have scored 28 points in two of Iowa's last three games (MSU and OSU).
- Over the previous 25 seasons, just five Big Ten freshmen have averaged 11 points, six rebounds, one assist, and one block per game. Currently, Luka Garza averages 11.3 points, 6.4 rebounds, 1.1 assists, and 1.1 blocks.
- Jordan Bohannon (.894). Bohannon enters Saturday's game having made 30 consecutive free throw attempts, dating back to Jan. 4 (Ohio State). Chris Street is Iowa's record holder, making 34 straight free throws in 1993.
- All 12 of Iowa's wins this season have come when scoring 80 points or more. Iowa has scored 93 points or more in three Big Ten games in the same season (Illinois, Minnesota, and Michigan State) for the first time since 1994-95.
- Fran McCaffery won his 400th career game with Iowa's win over Minnesota on Jan. 30.
- Luka Garza, a two-time Big Ten Freshman of the Week honoree, ranks first among Big Ten freshmen in rebounding (6.6) and third in field goal percentage (.548). Garza's four double-doubles are the most by an Iowa freshman since Aaron White's four in 2011-12.
- Tyler Cook has 52 dunks this season, including a season-best six in a win over Drake.
- Iowa has played only two games this year with a full roster (Drake and Southern Utah).
- Jordan Bohannon is the sixth player nationally to make five or more triples in five straight road games over the last 20 years. He ranks eighth in career 3-pointers at Iowa (168).
- Jordan Bohannon has six 10+ assists games in his career, matching Cal Wulfsberg for the most by a Hawkeye in program history. Bohannon's six career double-doubles -- all in points and assists -- are the most in program history.
- Iowa's top four scorers are underclassmen, with all four averaging double figures.
- The Hawkeyes registered their third largest comeback in school history, and second largest on the road, when they rallied from a 20-point deficit at Illinois on Jan. 11.

### 2017-18 SCHEDULE/RESULTS

Date	Opponent (TV)	Time
Nov. 10	Chicago State	W, 95-62
Nov. 12	Alabama State ^	W, 92-58
Nov. 16	Grambling State	W, 85-74
Nov. 20	vs. Louisiana #	L, 71-80
Nov. 21	vs. South Dakota State #	L, 72-80
Nov. 22	vs. UAB #	W, 95-85
Nov. 28	at Virginia Tech %	L, 55-79
Dec. 2	Penn State	L, 73-77
Dec. 4	at Indiana	L, 64-77
Dec. 7	at Iowa State +	L, 78-84
Dec. 10	Southern	W, 91-60
Dec. 16	vs. Drake *	W, 94-60
Dec. 19	Southern Utah	W, 92-64
Dec. 22	vs. Colorado !	W, 80-73
Dec. 29	Northern Illinois	W, 98-75
Jan. 2	Michigan	L, 68-75
Jan. 4	Ohio State	L, 81-92
Jan. 7	at Maryland	L, 73-91
Jan. 11	at Illinois	W, 104-97 (OT)
Jan. 17	at Rutgers	L, 64-80
Jan. 20	#3/3 Purdue	L, 64-87
Jan. 23	Wisconsin	W, 85-67
Jan. 27	at Nebraska	L, 84-98
Jan. 30	Minnesota	W, 94-80
Feb. 3	at Penn State	L, 58-82
Feb. 6	#4/4 Michigan State	L, 93-96
Feb. 10	at #14/16 Ohio State	L, 64-82
Feb. 14	at #22/21 Michigan	L, 59-74
Feb. 17	Indiana (ESPN)	1:05 p.m.
Feb. 21	at Minnesota (BTN)	8:05 p.m.
Feb. 25	Northwestern (BTN)	6:30 p.m.

all times listed are central

- ^ -- Cayman Islands Classic Preliminary Game
- # -- Cayman Islands Classic - Cayman Islands
- % -- Big Ten/ACC Challenge
- + -- Iowa Corn Cy-Hawk Series
- \* -- The Hy-Vee Classic - Des Moines, Iowa
- ! -- Played in Sioux Falls, South Dakota
- \$ -- Big Ten Tournament - New York City

### PRONUNCIATION GUIDE

Kirk Speraw.....	SPEAR-awe
Nicholas Baer.....	BAY-IR
Maishe Dailey.....	MAY-she
Luka Garza.....	LOU-kah
Ryan Kriener.....	KREEN-ir
Jack Nunge.....	NONE-gee (rhymes with bungee)
Cordell Pems!.....	PEM-sul
Dom Uhl.....	YULE

### MULTIMEDIA GAME INFORMATION

#### TELEVISION

##### • ESPN

Jason Benetti (PxP)  
Dan Dakich (analyst)

#### MOBILE APPS/ONLINE

##### • WATCHESPN

#### RADIO

##### • Hawkeye Radio Network • Sirius 81, XM 81

Gary Dolphin (PxP)  
Bob Hansen (analyst)

#### LIVE STATISTICS

##### • StatBroadcast

hawkeyesports.com

## INSIDE THE NUMBERS

	IOWA	IND
Scoring Average	79.4	71.9
Scoring Defense	78.3	69.4
Scoring Margin	+1.0	+2.5
FG%	.478	.456
FG% Defense	.459	.433
FT%	.687	.650
3-PT FG%	.376	.313
3-PT FG% Defense	.366	.368
Rebound Margin	+4.0	+2.5
Assists Per Game	18.3	13.9
Turnovers Per Game	13.3	12.4
Steals Per Game	5.3	6.4
Blocks Per Game	4.3	4.6

## MISCELLANEOUS STATS

Double-Figure Scoring Games...					
Player	14-15	15-16	16-17	17-18	Career
Tyler Cook	---	---	19	21	40
Jordan Bohannon	---	---	17	18	35
Isaiah Moss	---	---	9	17	26
Cordell Pemsal	---	---	15	8	23
Nicholas Baer	---	5	10	5	20
Luka Garza	---	---	---	15	15
Dom Uhl	1	7	1	---	9
Brady Ellingson	---	1	6	1	8
Jack Nunge	---	---	---	7	7
Ahmad Wagner	---	1	4	1	6
Maishe Dailey	---	---	---	4	4
Ryan Kriener	---	---	2	---	2

20-Point Scoring Games...					
Player	14-15	15-16	16-17	17-18	Career
Jordan Bohannon	---	---	5	6	11
Tyler Cook	---	---	2	8	10
Isaiah Moss	---	---	1	2	3
Luka Garza	---	---	---	3	3
Brady Ellingson	---	1	1	---	2

Double-Figure Rebounding Games...					
Player	14-15	15-16	16-17	17-18	Career
Nicholas Baer	---	---	6	3	9
Tyler Cook	---	---	3	5	8
Luka Garza	---	---	---	5	5
Cordell Pemsal	---	---	2	1	3
Dom Uhl	---	1	1	---	2

Double-Doubles...					
Player	14-15	15-16	16-17	17-18	Career
Tyler Cook	---	---	2	5	7
Jordan Bohannon	---	---	3	3	6
Nicholas Baer	---	---	3	1	4
Luka Garza	---	---	---	4	4
Dom Uhl	---	1	---	---	1
Cordell Pemsal	---	---	1	---	1

4+ Three-Pointer Games...					
Player	14-15	15-16	16-17	17-18	Career
Jordan Bohannon	---	---	8	12	20
Isaiah Moss	---	---	2	4	6
Nicholas Baer	---	1	3	---	4
Brady Ellingson	---	---	2	---	2

5+ Assists Games...					
Player	14-15	15-16	16-17	17-18	Career
Jordan Bohannon	---	---	20	17	37
Brady Ellingson	---	---	2	1	3
Nicholas Baer	---	---	2	1	3
Isaiah Moss	---	---	1	2	3
Cordell Pemsal	---	---	1	1	2
Ahmad Wagner	---	---	1	---	1
Dom Uhl	---	---	1	---	1
Tyler Cook	---	---	---	1	1

3+ Steals Games...					
Player	14-15	15-16	16-17	17-18	Career
Nicholas Baer	---	---	---	8	8
Jordan Bohannon	---	---	---	3	3
Cordell Pemsal	---	---	---	2	2
Jack Nunge	---	---	---	2	2
Tyler Cook	---	---	---	2	2
Isaiah Moss	---	---	---	2	2
Dom Uhl	---	---	1	---	1
Ahmad Wagner	---	---	1	---	1
Luka Garza	---	---	---	1	1

3+ Blocks Games...					
Player	14-15	15-16	16-17	17-18	Career
Nicholas Baer	---	1	6	1	8
Luka Garza	---	---	---	4	4
Dom Uhl	---	1	1	---	2
Ryan Kriener	---	---	2	---	2
Jack Nunge	---	---	---	2	2
Ahmad Wagner	---	---	1	---	1
Cordell Pemsal	---	---	1	---	1

## 2017-18 MARGIN OF VICTORY/DEFEAT

Points	1	2	3	4	5	6	7	8	9	10+	15+	20+
Wins	0	0	0	0	0	1	1	0	0	3	1	6
Losses	0	0	1	1	0	1	1	1	1	4	3	3

### THE SETTING

Iowa (12-16, 3-12) returns home on Saturday to host Indiana (15-12, 8-7) in a return matchup from early December. Tipoff is scheduled for 1:05 p.m. (CT) on Mediacom Court at Carver-Hawkeye Arena (15,400). Tickets are available at [hawkeyesports.com/tickets](http://hawkeyesports.com/tickets) for \$35 for adults, and \$20 for youth and UI students.

Indiana enters Saturday's contest winners of three straight, while Iowa has lost four in a row. The Hawkeyes have not lost five consecutive games this season.

### ON THE AIR

**Radio:** Iowa games are broadcast on the Hawkeye Radio Network. Gary Dolphin handles the play-by-play, along with color commentator Bob Hansen. The network includes more than 40 stations that blanket the state of Iowa and include portions of Illinois, Nebraska, Minnesota, Missouri and Wisconsin. The Hawkeye Radio Network coverage includes a 60-minute pregame show.

**TV:** Saturday's game will be televised nationally on ESPN (WATCHESPN). Jason Benetti and Dan Dakich will call the action.

### HAWKEYES FALL AT MICHIGAN, 74-59

No. 22/21 Michigan made 10 more 3-pointers than Iowa in a 74-59 victory over the Hawkeyes Wednesday evening at the Crisler Center. Wednesday was Iowa's third straight contest (two on the road) against a nationally-ranked opponent.

- Freshman Luka Garza led all scorers with 22 points and six rebounds. The 22 points are the highest point total for the Hawkeye freshman in a Big Ten game this season.
- Isaiah Moss and Tyler Cook contributed 12 points and 10 points, respectively.
- The Wolverines turned the Hawkeyes over 16 times, collecting 13 steals and 20 points off the Hawkeye turnovers.
- Michigan attempted 33 triples, making 12. Senior Duncan Robinson netted a game-best six treys on eight attempts.
- Iowa missed only two free throw attempts, making 7-of-9 (.778).
- Three Wolverines scored 14 points or more: Muhammad-Ali Abdur-Rahkman (18), Duncan Robinson (18), and Moritz Wagner (14).

### ALL-TIME SERIES RECORDS

Indiana holds a 102-76 advantage in the series that began with an 18-12 Hoosier win in 1909. The Hoosiers have won the last two meetings: 77-64 in Bloomington on Dec. 4, 2017, and 95-75, in Washington, D.C. at the Big Ten Tournament on March 9, 2017.

Iowa leads 45-41 in games played at Iowa City, holding a 20-11 advantage in Carver-Hawkeye Arena. Iowa has won eight of the last 11 meetings in Iowa City, including last season's thrilling 96-90 overtime win.

## 2017-18 IOWA HAWKEYES ROSTER

No.	Name	Pos.	Ht.	Wt.	Yr.	Hometown (High School)
0	Ahmad Wagner	F	6-7	235	Jr.	Yellow Springs, Ohio (Wayne)
1	Maishe Dailey	G	6-7	195	So.	Beachwood, Ohio (Beachwood)
2	Jack Nunge	F	6-11	225	Fr.	Newburgh, Ind. (Castle)
3	Jordan Bohannon	G	6-0	180	So.	Marion, Iowa (Linn-Mar)
4	Isaiah Moss	G	6-5	205	So. <sup>^</sup>	Chicago, Ill. (Simeon)
5	Tyler Cook	F	6-9	255	So.	St. Louis, Mo. (Chaminade Prep)
11	Charlie Rose	G	6-4	190	Sr.	Elmhurst, Ill. (York Community)
13	Austin Ash	G	6-2	160	Fr.	Cedar Rapids, Iowa (Mount Vernon)
15	Ryan Kriener	F	6-9	250	So.	Spirit Lake, Iowa (Spirit Lake)
20	Riley Till	F	6-7	200	Fr. <sup>^</sup>	Dubuque, Iowa (Wahlert)
24	Brady Ellingson	G	6-4	196	Jr. <sup>^</sup>	Menomonee Falls, Wis. (Hamilton)
25	Dom Uhl	F	6-9	220	Sr.	Frankfurt, Germany (Point Pleasant Beach, NJ)
30	Connor McCaffery	G	6-5	200	Fr.	Iowa City, Iowa (West)
35	Cordell Pemsal	F	6-8	240	So.	Dubuque, Iowa (Wahlert)
51	Nicholas Baer	F	6-7	210	Jr. <sup>^</sup>	Bettendorf, Iowa (Bettendorf)
55	Luka Garza	F	6-11	235	Fr.	Washington, D.C. (Maret)

**Head Coach:** Fran McCaffery

**Assistant Coaches:** Kirk Speraw, Sherman Dillard, Andrew Francis

## HEAD COACH FRAN McCAFFERY

Fran McCaffery, who is signed through the 2023 season, is in his eighth season as the head basketball coach at the University of Iowa and his 22nd year overall as a college head coach. McCaffery has reached the 20-win plateau eight of the last 11 seasons, including four of the last five years.

McCaffery spent five seasons (2005-10) as the head coach at Siena, six years at UNC-Greensboro (1999-2005) and three seasons at Lehigh (1985-88) before joining the Hawkeyes.

McCaffery has three decades of Division I coaching experience. He completed his 35th season as a collegiate coach in 2017, which includes 21 years as a head coach and 14 as an assistant. McCaffery is one of 12 coaches to lead four different Division I teams to the NCAA Tournament.

McCaffery, 57, holds a career mark of 400-294 (.576) and guided his teams to 11 postseason appearances (seven NCAA and four NIT). He is 149-117 (.560) at Iowa. McCaffery led Iowa to NCAA Tournament victories in two of the last three years (2015 and 2016), the first time Hawkeye teams have won tournament games in consecutive seasons since 1996-97.

Since taking over the Iowa program in 2010, the Hawkeyes have earned six postseason tournament berths (3 NCAA, 3 NIT). McCaffery coached Iowa to 25 victories in 2013, equaling the second-most win total in program history. McCaffery has guided five different Hawkeyes to all-conference honors, including four straight first team honorees. The last time Iowa had four consecutive first-team all-league honorees was 1945-48.

McCaffery has posted upper division finishes in each of the past five seasons at Iowa and 17 of 21 seasons as a head coach. He has posted 20 wins or more eight of the last 11 seasons, including four of the last five years at Iowa (2013, 2014, 2015, and 2016).

McCaffery and the Hawkeyes have made Carver-Hawkeye Arena one of the most feared arenas to play nationally. Fans have embraced McCaffery and his team's style of play with attendance increasing by more than 50 percent since 2010. The Hawkeyes boast a 73-17 (.811) home record the last five seasons, which includes a school-record 18 wins in 2014.

McCaffery's five years at Siena were the best in its 70-year history. He led the Saints on an incredible run that ended with three straight Metro Atlantic Athletic Conference championships and NCAA Tournament appearances. In so doing, Siena became the only program in the country to win its regular season and postseason title 2008-10.

McCaffery's Saints owned a 112-51 (.687) record in his five years with the program. He guided the Saints to four consecutive 20-win seasons.

The 2009 MAAC Coach of the Year and 2010 District I Coach of the Year is the third winningest coach, by percentage, in league history (68-22, .756). He is the only coach to guide a MAAC program to two NCAA Tournament wins. McCaffery led his 2008 and 2009 teams to first round NCAA Tournament victories over Vanderbilt and Ohio State, respectively.

In his final two seasons at Siena, he coached the Saints to back-to-back 27-win campaigns and boasted a combined 39-3 (.929) record against MAAC opponents, which included MAAC Tournament contests.

McCaffery began his coaching career as an assistant at Penn (1982-83) and Lehigh (1983-85). After three seasons as head coach at Lehigh, he spent 11 seasons as an assistant at Notre Dame (1988-99).

McCaffery played basketball at Wake Forest his freshman year (1977-78) and then concluded his collegiate playing career at Penn his final three seasons (1979-82).

He earned his B.S. degree in Economics from The Wharton School (Penn) in 1982. McCaffery also earned a Master of Education from Lehigh in 1985.

### COACHING HONORS

NABC District I Coach of the Year, 2009-10

MAAC Coach of the Year, 2008-09

### HEAD COACHING EXPERIENCE

Lehigh (1985-88): .....49-39 (.557); 8-6 (.571) League  
UNC-Greensboro (1999-05).....90-87 (.508); 49-47 (.510) League  
Siena (2005-10) .....112-51 (.687); 68-22 (.756) League  
Iowa (2010-present): .....149-117 (.560); 67-74 (.475) League



## THE McCAFFERY FILE

**Born:** May 23, 1959  
**Hometown:** Philadelphia, Pa.  
**High School:** LaSalle, 1977  
**College:** B.S. in Economics, The Wharton School (Penn), 1982  
Master of Education, Lehigh, 1985  
**Family:** Wife, Margaret  
Sons, Connor, Patrick and Jonathan Francis  
Daughter, Marit Katherine  
Brother, Jack (sportswriter in Philadelphia area)

### Coaching Honors

MAAC Coach of the Year, 2009

NABC District I Coach of the Year, 2009-10

### Coaching History (36 years)

1982-83 Assistant Coach, Penn  
1983-85 Assistant Coach, Lehigh  
1985-88 Head Coach, Lehigh  
1988-99 Assistant Coach, Notre Dame  
1999-05 Head Coach, UNC-Greensboro  
2005-10 Head Coach, Siena  
2010-present Head Coach, University of Iowa

### Coaching Chart

Overall (21 seasons): 400-294 (.576)  
At Iowa (eight seasons): 149-117 (.560)  
At Siena (five seasons): 112-51 (.688)  
At UNCG (six seasons): 90-87 (.508)  
At Lehigh (three seasons): 49-40 (.551)  
NCAA Tournament (eight appearances\*): 4-8  
NIT (four appearances): 6-4

*\*McCaffery is the first coach to bring three different programs from one-bid leagues to the NCAA Tournament (conferences that sent just one team the year his program advanced).*

### McCaffery in Postseason Play

1988 NCAA Tournament -- Lehigh  
1989 NCAA Tournament -- Notre Dame  
1990 NCAA Tournament -- Notre Dame  
1992 NIT -- Notre Dame  
1997 NIT -- Notre Dame  
2001 NCAA Tournament -- UNC-Greensboro  
2002 NIT -- UNC-Greensboro  
2008 NCAA Tournament -- Siena  
2009 NCAA Tournament -- Siena  
2010 NCAA Tournament -- Siena  
2012 NIT -- Iowa  
2013 NIT -- Iowa  
2014 NCAA Tournament -- Iowa  
2015 NCAA Tournament -- Iowa  
2016 NCAA Tournament -- Iowa  
2017 NIT -- Iowa

### Playing Experience

Wake Forest, 1977-78

Penn, 1979-82

## Big Ten Standings/Schedule

Team	Big Ten	Pct.	Overall	Pct.
Michigan State	13-2	.867	25-3	.893
Ohio State	13-2	.867	22-6	.786
Purdue	12-3	.800	23-5	.821
Nebraska	11-4	.733	20-8	.714
Michigan	10-5	.667	21-7	.750
Penn State	9-6	.600	19-9	.679
Indiana	8-7	.533	15-12	.556
Northwestern	6-8	.429	15-12	.556
Maryland	6-9	.400	17-11	.607
Wisconsin	5-10	.333	12-16	.429
Minnesota	3-12	.200	14-14	.500
Rutgers	3-12	.200	13-15	.464
<b>IOWA</b>	<b>3-12</b>	<b>.200</b>	<b>12-16</b>	<b>.429</b>
Illinois	2-12	.143	12-15	.444

### Saturday, Feb. 17

Michigan State at Northwestern, 1 p.m.

Indiana at IOWA, 1:05 p.m.

Rutgers at Maryland, 7 p.m.

### Sunday, Feb. 18

Ohio State at Michigan, Noon

Nebraska at Illinois, 2:30 p.m.

Penn State at Purdue, 7 p.m.

### Monday, Feb. 19

Maryland at Northwestern, 6 p.m.

Minnesota at Wisconsin, 8 p.m.

### Tuesday, Feb. 20

Illinois at Michigan State, 6 p.m.

Rutgers at Ohio State, 6 p.m.

Indiana at Nebraska, 8 p.m.

All times are central

## National Rankings

### AP Poll

Feb. 12

1. Virginia
2. Michigan State
3. Villanova
4. Xavier
5. Cincinnati
6. Purdue
7. Texas Tech
8. Ohio State
9. Gonzaga
10. Auburn
11. Clemson
12. Duke
13. Kansas
14. North Carolina
15. St. Mary's
16. Rhode Island
17. Arizona
18. Tennessee
19. Wichita State
20. West Virginia
21. Texas A&M
22. Michigan
23. Oklahoma
24. Nevada
25. Arizona State

### USA Today Poll

Feb. 12


1. Michigan State
2. Villanova
3. Virginia
4. Xavier
5. Cincinnati
6. Texas Tech
7. Purdue
8. Gonzaga
9. Ohio State
10. Duke
11. Auburn
12. Clemson
13. Kansas
14. Rhode Island
15. St. Mary's
16. North Carolina
17. Tennessee
18. Wichita State
19. Arizona
20. West Virginia
21. Michigan
22. Arizona State
23. Oklahoma
24. Nevada
25. Creighton

## 2017-18 IOWA CAPTAINS

Iowa captains are senior Dom Uhl and junior Nicholas Baer.

### BLACK & GOLD SPIRIT GAME

Hawleye fans are encouraged to coordinate their black and gold clothing for the annual Black & Gold Spirit Game (see attached map).



### RECENT GRADUATES PLAYING PROFESSIONAL BASKETBALL

A number of recent Iowa basketball graduates are playing professionally: Melsahn Basabe (Poland), Anthony Clemmons (Kazakhstan), Gabriel Olaseni (Spain), Jarrod Uthoff (NBA G League: Fort Wayne Mad Ants), Peter Jok (NBA G League: Northern Arizona Suns), Josh Oglesby (NAPB: Rochester RazorSharks); Adam Woodbury (NBA G League: Westchester Knicks), and Aaron White (Lithuania).

### SCOUTING INDIANA

- Indiana has won its last three games by an average of 18.67 points per game over Rutgers, Minnesota, and Illinois. All three contests were double-digit victories.
- The Hoosiers are 2-7 in true road games this season, winning at Rutgers (65-43 on Feb. 5) and at Minnesota (75-71 on Jan. 6).
- Indiana won its last contest, 78-68, over the Illinois on Wednesday in Bloomington. Five Hoosiers scored in double figures, with three netting 14 points each. The Hoosiers shot the basketball at a 59 percent clip, compared to 40.7 percent for the visiting Illini.
- Two Hoosiers average double figures: Juwan Morgan (16.8) and Robert Johnson (13.4).
- Indiana ranks fourth in the Big Ten in steals per game (6.4) and sixth in blocked shots per contest (4.6). Individually, junior Juwan Morgan is eighth in the league in scoring (16.8) and rebounding (7.4), and fifth in field goal accuracy (.590), while junior Zach McRoberts is tied for third in steals per game (1.5).
- Nationally, the Hoosiers rank 40th in blocked shots per game (4.6) and 63rd in free throw attempts (574). Juwan Morgan ranks 65th in the country in double-doubles (8), 29th in field goal percentage (.590), and 86th in offensive rebounds (2.67).
- Indiana, who has an RPI of 108, has had four one-day preps during Big Ten play this season, winning two of the four games on the back-end.
- Archie Miller is in his first season as head coach at Indiana and seventh season overall as a collegiate head coach (154-74, .675). Miller coached against the Hawkeyes on March 13, 2012 while coaching Dayton. Miller's Dayton Flyers dropped an 84-75 decision at Iowa in the first round of the NIT.

### **LAST MEETING**

Indiana used an 18-0 run over a six minute span midway through the second half to separate from the visiting Iowa Hawkeyes on Dec. 4, 2017, inside Assembly Hall. The Hoosiers ultimately prevailed, 77-64, in the second game of the Big Ten Conference slate for both teams.

- Brady Ellingson netted a game and season-best 16 points, while also equaling a season high with four assists. The 16 points are the most for the junior guard in a Big Ten game since scoring 17 versus Ohio State on Jan. 28, 2017.
- Jack Nunge returned to his home state and contributed 12 points in his second start of the season. Nunge, a native of Newburgh, Indiana, shot 50 percent from the field (4-of-8) and made both free throw attempts.
- The Hoosiers outscored Iowa, 15-4, at the free throw line.
- Iowa shot the basketball better from 3-point range (10-of-24, .417) than from inside the 3-point arc (15-of-41, .366).
- Four Hoosiers scored in double figures: Juwan Morgan (15), Collin Hartman (13), De’Ron Davis (13), and Devonte Green (12).

### **BIG SECOND HALVES FOR THE HAWKEYES**

Iowa has scored 50 or more second-half points six times this season, including three of its last six games (50 at Nebraska, 57 versus Minnesota, 51 versus No. 4 Michigan State). The 57 second-half points against the Gophers are the most in the second half of a Big Ten game since scoring 62 at Illinois on March 4, 1990.

The last time Iowa scored 57 or more points in the second half of a Big Ten game, *Cheers* was the No. 1 rated television show, *Pretty Woman* was released in the movie theaters, gas was \$1.06/gallon, and minimum wage was \$3.80.

Other Iowa games this season netting 50 points or more include Louisiana (54), Southern (50), and Drake (50).

### **GARZA SHINES IN FRESHMAN CAMPAIGN**

Freshman Luka Garza leads the team in blocked shots (1.1), and is second in rebounding (6.4), double-doubles (4), free throws made (78) and attempts (117), and is third in field goal accuracy (.548) and scoring (11.3). His 6.4 rebounding average and 54.8 shooting percentage ranks first and third, respectively, among Big Ten freshmen this season.

Garza’s numbers are much better in home games, averaging 14.4 points (.619 FG%), 7.3 rebounds, and 1.6 blocks in Carver-Hawkeye

Arena compared to 8.6 points (.476 FG%), 5.6 rebounds, and 0.67 blocks on the road.

Garza has made 62 of his last 78 free throws (.795), including a stretch of making 14 straight free throws, after starting the season 16-of-39 (.410) from the charity stripe. He posted a team-high 19 and 17 points against No. 3 Purdue and Wisconsin, respectively, on Jan. 20 and Jan. 23. He also snagged 16 boards to register his fourth double-double in the victory over Wisconsin; the 16 rebounds are the most by a Hawkeye in a single game since Adam Woodbury had 18 against the Badgers on Feb. 24, 2016.

Garza has netted double figures in 10 of Iowa’s last 18 games. He poured in a game-best 22 points (10-of-16 FG, 2-2 FT) in Iowa’s last outing at No. 22/21 Michigan Wednesday evening. Garza netted 17 of his 19 points in the second half and overtime and snagged 11 rebounds for his third double-double in Iowa’s come-from-behind-victory at Illinois on Jan. 11. He was a perfect 9-of-9 from the foul line against the Fighting Illini.

Garza had a stellar performance against Northern Illinois, going 8-of-8 from the field, including making all three 3-pointers, and going 6-of-8 from the charity stripe, scoring a personal-best 25 points. He also denied a season-best five shots. His performance earned the forward Big Ten Freshman of the Week laurels.

Against Chicago State on Nov. 10, Garza became the second Hawkeye in the last 20 years to register 16 points and five rebounds in their debut (Aaron White in 2011).

Garza followed up that performance against Chicago State (16 points, 5 rebounds) with a double-double against Alabama State. The native of Washington, D.C., had 11 points and a game-best 13 rebounds. Garza is the fifth Hawkeye to post a double-double in either his first or second game over the last 20 years, joining Dean Oliver, Reggie Evans, Devon Archie, and Aaron White. Garza’s efforts garnered the forward Big Ten Freshman of the Week accolades.

### **IOWA HISTORY**

Iowa has played 2,768 games since beginning basketball in 1902. Iowa’s overall record is 1,624-1,144 (.587). Iowa’s 1,624 wins are 38th most among Division I programs. That includes a 1,038-365 (.740) record in home games, a 582-776 (.429) record in contests away from Iowa City, a 765-776 (.496) mark in Big Ten games and a 443-139 (.761) record in Carver-Hawkeye Arena.

### **LAST FIVE GAMES STATISTICS**

#	Player	gp-gs	min	avg	Total			3-Point		F-Throw		Rebounds						pts	avg			
					fg-fga	fg%	3fg-fga	3fg%	ft-fa	ft%	off	def	tot	avg	pf	dq	a			to	blk	stl
05	Cook, Tyler	5-5	155	31.0	34-61	.557	0-1	.000	12-22	.545	6	25	31	6.2	15	0	10	7	2	2	80	16.0
55	Garza, Luka	5-5	127	25.4	25-55	.455	0-7	.000	12-15	.800	10	16	26	5.2	15	0	7	7	4	1	62	12.4
03	Bohannon, Jordan	5-5	164	32.8	20-42	.476	14-30	.467	4-4	1.000	0	10	10	2.0	8	0	29	7	0	4	58	11.6
04	Moss, Isaiah	5-5	118	23.6	15-39	.385	7-15	.467	13-14	.929	4	10	14	2.8	8	0	8	5	1	3	50	10.0
35	Pemsl, Cordell	5-0	89	17.8	14-21	.667	0-0	.000	8-12	.667	4	16	20	4.0	10	0	7	7	1	2	36	7.2
02	Nunge, Jack	5-1	84	16.8	11-31	.355	3-10	.300	5-5	1.000	10	3	13	2.6	3	0	5	4	3	1	30	6.0
01	Dailey, Maishe	5-0	92	18.4	10-24	.417	4-12	.333	1-2	.500	1	7	8	1.6	9	0	3	7	0	4	25	5.0
51	Baer, Nicholas	5-3	99	19.8	7-16	.438	2-10	.200	3-5	.600	5	14	19	3.8	9	0	10	3	4	4	19	3.8
15	Kriener, Ryan	3-0	18	6.0	2-2	1.000	0-0	.000	0-1	.000	0	1	1	0.3	3	0	1	3	0	0	4	1.3
00	Wagner, Ahmad	4-1	24	6.0	2-3	.667	0-0	.000	0-1	.000	0	1	1	0.3	3	0	0	1	0	0	4	1.0
24	Ellingson, Brady	3-0	18	6.0	0-0	.000	0-0	.000	0-0	.000	0	1	1	0.3	3	0	0	1	0	0	0	0.0
25	Uhl, Dom	3-0	12	4.0	0-1	.000	0-0	.000	0-0	.000	1	3	4	1.3	0	0	2	1	0	0	0	0.0
Team											4	5	9				4					
Total.....		5	1000		140-295	.475	30-85	.353	58-81	.716	45	112	157	31.4	86	0	82	57	15	21	368	73.6
Opponents.....		5	1000		154-310	.497	41-112	.366	65-92	.707	51	124	175	35.0	85	0	87	45	20	35	414	82.8

## IOWA IN BIG TEN STATISTICS

Category	All Games		Conf Only		NCAA	
	Stat	Rank	Stat	Rank	Stat	Rank
Assists	18.3	2nd	16.6	2nd	18.3	5th
Scoring Offense	79.4	3rd	75.2	2nd	79.4	55th
Rebound Margin	+4.0	4th	+0.7	5th	+4.0	61st
Assist/TO Ratio	1.4	5th	1.3	5th	1.4	28th
Field Goal %	.478	5th	.467	6th	.478	41st
3-Pt. FG Per Game	7.6	5th	6.9	7th	7.6	177th
3-Pt. Field Goal %	.376	6th	.380	4th	.376	68th
Blocked Shots	4.3	10th	3.7	7th	4.3	58th
Steals	5.3	T-10th	4.6	12th	5.3	282nd
Free Throw %	.687	11th	.703	10th	.687	268th
Turnover Margin	-1.9	12th	-3.0	13th	-1.9	300th
FG% Defense	.459	12th	.496	13th	.459	276th
3-PT FG Defense	.366	12th	.416	14th	.366	275th
Scoring Margin	+1.0	13th	-8.5	12th	+1.0	190th
Scoring Defense	78.3	14th	83.7	14th	78.3	311th

Category	Player	All Games		NCAA	
		Stat	Rank	Stat	Rank
FG%	Tyler Cook	.566	7th	.566	44th
	Luka Garza	.548	11th	---	---
Rebounding	Tyler Cook	6.6	12th	---	---
	Luka Garza	6.4	13th	---	---
Scoring	Tyler Cook	15.2	T-11th	---	---
	Jordan Bohannon	13.4	T-21st	---	---
Free Throw%	Jordan Bohannon	.894	1st	---	---
Assists	Jordan Bohannon	5.3	2nd	5.3	53rd
3-point FG%	Jordan Bohannon	.439	10th	.439	27th
3-pointers	Jordan Bohannon	2.8	2nd	2.8	62nd
Blocked Shots	Luka Garza	1.1	T-11th	1.1	197th
Assist/TO Ratio	Jordan Bohannon	2.7	T-7th	2.7	36th
Steals	Nicholas Baer	1.1	T-14th	---	---

### DIRECTING THE HAWKEYE OFFENSE

Sophomore Jordan Bohannon has had a solid sophomore campaign, dishing out a team-best 148 assists, and averaging 13.4 points. He is averaging 2.8 3-pointers made per game, which ranks second in the league and 62nd in the country. His 3-point percentage of 43.9 percent also ranks 27th nationally. He has made five 3-pointers or more in a game seven times, including five of Iowa's last 11 contests (at Maryland; at Illinois; at Rutgers; at Nebraska, vs. No. 4 Michigan State).

The native of Marion, Iowa, has six 10+ assists games in his career (Indiana, South Dakota, TCU, Ohio State, and Wisconsin), which ties Cal Wulfsberg for the most by a Hawkeye in program history. His six career double-doubles -- all in points and assists -- are the most in program history.

Bohannon is one of three players from a major conference with 300+ assists and 150+ made 3-pointers through their sophomore season in the last two decades joining Duke's Jay Williams (2000-01) and Chris Thomas of Notre Dame (2002-03).

Bohannon, one of five players named to the All-Big Ten Freshman Team in 2017, led the Hawkeyes in assists (175) and 3-pointers made (89), and was third in scoring (10.9 ppg). He was one of only two freshmen in the nation over the last 25 seasons to register 175+ assists and 85+ 3-pointers. His 89 triples shattered Iowa's single-season freshman record, besting Matt Gatens' previous mark of 52 set in 2009. Bohannon's 175 assists are the most by an Iowa rookie and rank eighth-best by any Hawkeye player in a single season. He finished the season by posting a school-record three straight double-doubles in points and assists (Indiana, South Dakota, and TCU).

### COOKIN' WITH TYLER

Tyler Cook ranks first on the team in scoring (15.2), rebounding (6.6), and free throws made (97) and attempted (147).

He had the best game of his career versus UAB (29 points on 8-of-11 shooting from the field and 13-of-16 from the free throw line).

Cook has registered 52 dunks this season (1.85 per game), including a season-best six in Iowa's win over Drake on Dec. 16.

Cook is seventh in the league in field goal accuracy (.566) and 12th in rebounding (6.6). The native of St. Louis has a team-best five double-doubles to his credit this season (Penn State, Illinois, Rutgers, Nebraska, and Minnesota). Cook has registered four double-doubles in the last nine contests.

### MISSING IN ACTION

Iowa has played two games this season with a full active roster of 16 (Drake and Southern Utah).

- Connor McCaffery: 24 games (combination of ankle, mono, tonsils)
- Nicholas Baer: first six games (finger)
- Ahmad Wagner: three games (shoulder, ankle, and illness)
- Ryan Kriener: six games (concussions)
- Cordell Pems: one game (leg laceration)
- Brady Ellingson: four games (concussion)

### MAKING THE FREEBIES

Jordan Bohannon has boosted his overall season free throw percentages the last month by sinking all of his free throws.

Bohannon enters Saturday's contest versus Indiana having made 30 straight, dating back to the first Ohio State game on Jan. 4. Bohannon's season percentage (.894) is tops in the Big Ten.

The legendary Chris Street owns the consecutive free throws made school record, making 34 straight over a span of six games (Jan. 2-16, 1993). Street's streak ended when he was killed in an auto accident on Jan. 19, 1993.

### IOWA'S 2017-18 STATISTICAL COMPARISONS

	All Games	Big Ten	Home Games	Away Games	Iowa Wins	Iowa Losses
Record	12-16	3-12	8-5	4-11	12-0	0-16
Points	79.4	75.2	85.5	74.1	91.8	70.1
Opp. Pts	78.3	83.7	74.4	81.7	71.6	83.4
FG%	.478	.467	.506	.455	.528	.442
FG Def.	.459	.496	.438	.478	.413	.497
3-PT%	.376	.380	.406	.347	.394	.360
3-pt. Def.	.366	.416	.367	.364	.307	.412
FT%	.687	.703	.676	.699	.714	.647
REB	37.8	34.5	38.8	36.9	40.8	35.5
AST	18.3	16.6	21.8	15.2	21.6	15.8
TO	13.3	13.3	11.2	15.0	12.2	14.1
STL	5.3	4.6	6.2	4.5	6.9	4.1
BLK	4.3	3.7	5.4	3.4	5.3	3.6

### COACHING EXPERIENCE

Fran McCaffery has the most experienced coaching staffs in the country. The Iowa men's basketball staff has 58 years of combined collegiate head coaching experience and more than 125 years of collegiate coaching under their belts. Listed below are the number of years of head coaching experience on the Iowa staff.

Coach	Years
Fran McCaffery	21 years
Kirk Speraw	20 years
Sherman Dillard	10 years
Andrew Francis	2 years
Al Seibert	5 years

## IOWA SIGNS 2 PREP STANDOUTS

Joe Wieskamp and C.J. Fredrick signed a National Letter of Intent to attend the University of Iowa on Nov. 8, 2017.

### C.J. Fredrick

Guard, 6-foot-4, 185 pounds

Cincinnati, Ohio (Covington Catholic High School)

- Averaged 19.7 ppg, 3.2 rpg, and 1.5 spg in 19 games as a junior
- Helped led Covington HS to district championship & regional runners-up honors... team ranked sixth in the state both his junior & senior seasons
- Team captain as a junior and senior
- Made 134-of-246 field goal attempts (.545), including 38-of-94 (.404) from 3-point range as a junior
- Averaged 10.7 ppg, 2.7 rpg, and 1.6 apg as a sophomore
- 2017 Most Outstanding Player 35th District Boys Basketball Tournament
- Helped his team place third at the 2016 King of the Bluegrass Tournament, while earning all-tournament team accolades
- Played on the Indian Elite AAU squad and head coach Mike Fox
- 2016 and 2017 All-Conference Division 1 All-Star Team
- 2016 & 2017 Northern Kentucky Coaches Association All-Star Team
- 2017 Adidas AAU No. 1 Class of 2018 Top 3-Point Percentage Shooter (.506)

### FRAN McCAFFERY ON C.J. FREDRICK

"C.J. is a good shooter and scorer, but also is a good ball handler and creates shots for other people. He's equally adept at making plays for himself and his teammates that help you win. C.J. is fiercely competitive and can play multiple positions. He felt comfortable here during the recruiting process, watched us on TV, and really studied our program. I coached his uncle and have known his father for a long time."

### Joe Wieskamp (pronounced WEEZ-kamp)

Guard, 6-foot-7, 195 pounds

Muscatine, Iowa (Muscatine High School)

- Became the state of Iowa's all-time HS leading scorer on Feb. 6, 2018
- School record holder in career points, points in a single-game (50), 3-pointers in a single-season (62), scoring average (30.4 ppg), and career rebounds
- Averaged a school-record 30.4 points per game as a junior
- Made a school-record 62 3-pointers last season as a junior
- Team captain his senior year
- Two-time first team all-state honoree
- 2017 Iowa Gatorade Player of the Year
- Ranked 42nd and 71st by Rivals and ESPN, respectively
- Averaged 18.6 points as a freshman, 21.6 points as a sophomore, and 30.4 points as a junior
- 2017 All-Iowa Boys Basketball Elite Team (*Des Moines Register*)
- MAC Player of the Year as a junior
- Three-time first-team All-MAC Player
- Also played on the Iowa Barnstormers AAU program
- Member of the Adidas US-Select Team
- NBPA Top 100 All-Tournament Team
- Excels in the classroom, boasting a 4.0 GPA
- National Honor Society member

### FRAN McCAFFERY ON JOE WIESKAMP

"Not only is Joe is an incredibly versatile player, but he is a person with terrific character, basketball intellect, and commitment to the team. He has one of the best 3-point shooting strokes I have ever seen. We could not be more thrilled because he epitomizes everything you look for. He understands how to win and does what it takes to win."

## HAWKEYES GO UNDEFEATED IN EUROPE

Iowa finished its European Tour with a perfect record in August notching wins in Germany, Switzerland, and Italy.

Four Hawkeyes averaged in double figures in the four games. Freshman Luka Garza averaged a double-double (22.5 points, 10.3 rebounds), sophomore Isaiah Moss averaged 12.5 points, Cook averaged 12.3 points, while Ryan Kriener averaged 11.3 points. As a team, the Hawkeyes shot 48.6 percent from the field, out-rebounded their opponents by 18, and had a +5.8 turnover margin.

Iowa played its first game in Germany, the home of Hawkeye senior Dom Uhl. The native of Frankfurt, Germany, had seven points, seven rebounds, three assists, two steals, and a block in his homecoming.

Garza led the team in scoring in all four games.

## HAWKEYE FASTBREAKS

- Iowa is 76-17 when scoring 80 points or more, the last eight seasons. The Hawkeyes are 67-2 when holding opponents to fewer than 61 points, the last eight years.
- Iowa trailed Illinois, 49-29, with 3:53 left in the first half and ultimately prevailed in overtime. The 20-point comeback is its third largest in school history and second largest on the road. Iowa had a 22-point comeback, also at Illinois, in 1987. The largest comeback in program history is 23 points against Gardner-Webb in 2012 in Iowa City.
- Iowa and Michigan State combined for 189 points in the Spartans' 96-93 win in Iowa City on Feb. 6. It was the highest scoring game played between the two teams since 1988 (103-87 Iowa win in East Lansing).
- Iowa had six players score in double figures in two games: Chicago State (Nov. 11) and Minnesota (Jan. 30).
- Iowa scored 57 second-half points in its home game against Minnesota on Jan. 30, the most points scored in the second half of a Big Ten game since scoring 62 at Illinois on March 4, 1990.
- Iowa's 104 points are the most it has ever scored against Illinois in the 109-year series history. Iowa's 104 points are the most it has scored in a Big Ten game since 1995 against Northwestern (W, 116-77). Iowa topped 100 points in a Big Ten road game for the first time since beating Michigan State, 103-87, on March 3, 1998.
- Iowa's 18-point victory is over Wisconsin on Jan. 23 (85-67), is its largest margin of victory since beating the Badgers by 25 points (78-53) on Jan. 11, 1997.
- Iowa was credited with 34 assists on 36 field goals in its non-conference finale against Northern Illinois. The 34 assists tie the school single-game record previously set on Dec. 1, 1984 against George Mason and are the most by a Big Ten team this season.
- Iowa is one of only three teams (Michigan State and Wisconsin) to have posted a Big Ten record of .500 or better each of the last five seasons (2013-17).
- Iowa has won 51 of its last 55 nonconference home games, dating back to 2012.
- Fran McCaffery and his coaching staff are the first in program history to win 18 games or more in six straight seasons. McCaffery's 137 victories rank second behind Tom Davis (152) for most in the first seven seasons as Iowa's head coach.
- Fran McCaffery has guided Iowa to upper division finishes in the Big Ten in each of the last five seasons. McCaffery has accumulated 17 first division finishes in 21 years as a head coach.

## UI ATHLETIC COMMUNICATIONS

S300 Carver-Hawkeye Arena, Iowa City, IA 52242  
[hawkeyesports.com](http://hawkeyesports.com) • [hawkeyebasketball.com](http://hawkeyebasketball.com)

### MBB CONTACT: MATTHEW WEITZEL

office: 319-335-6590 • cell: 319-430-8176  
email: [matthew-weitzel@hawkeyesports.com](mailto:matthew-weitzel@hawkeyesports.com)  
Twitter: @BigWeitz

## UI IN THE RANKINGS

KenPom .....	98
Sagarin .....	83
BPI .....	90
RPI .....	136

## UI CAREER 3-POINT FGM

1.	262	Jeff Horner	2003-06
2.	239	Matt Gatens	2009-12
3.	226	Chris Kingsbury	1994-96
4.	216	Peter Jok	2013-17
5.	214	Kent McCausland	1996-99
6.	212	Adam Haluska	2005-07
7.	193	Brody Boyd	2001-04
8.	168	Jordan Bohannon	2016-

## UI SEASON 3-POINTERS (SOPH)

1.	117	Chris Kingsbury	1994-95
2.	79	Jordan Bohannon	2017-18

## UI SEASON BLOCKS (FROSH)

1.	52	Chris Street	1990-91
2.	50	Acie Earl	1989-90
3.	41	Melshan Basabe	2010-11
4.	39	Guy Rucker	1996-97
5.	34	Ryan Bowen	1994-95
6.	31	Luka Garza	2017-18

## UI CAREER BIG COACHING WINS

1.	125	Tom Davis	1986-99
2.	92	Lute Olson	1975-83
3.	71	Bucky O'Connor	1950, 52-58
4.	69	Rollie Williams	1930-42, 51
5.	67	Fran McCaffery	2010-

## UI CAREER COACHING WINS

1.	269	Tom Davis	1986-99
2.	168	Lute Olson	1975-83
3.	152	Steve Alford	1999-07
4.	149	Fran McCaffery	2010-

## FRAN McCAFFERY TO BE INDUCTED INTO SIENA HALL OF FAME

The Siena Athletics Hall of Fame Class of 2017 includes former men's basketball head coach Fran McCaffery.

McCaffery led Siena to the most decorated five-year run in program history, which culminated with the Saints being the only Division I program to win both their regular season and tournament championships for three consecutive years from 2008-10. The Philadelphia native amassed a 112-51 (.687) overall record from 2005-10, including a 68-22 (.756) mark in the MAAC. McCaffery guided Siena to four straight 20-win seasons and MAAC Tournament Championship Game appearances. Named the 2009-10 NABC District I Coach of the Year and 2008-09 MAAC Coach of the Year, he led Siena to school record-tying 27-win seasons in each of his last two years at the helm, which included a program record 15-game winning streak in his final campaign. McCaffery both recruited and coached four fellow Siena Athletics Hall of Famers, and three of the top-five scorers in program history.

## WEEKLY NEWS CONFERENCE SCHEDULE

Head coach Fran McCaffery will hold a weekly news conference and teleconferences to discuss his team preview upcoming games. Below are the upcoming dates:

### News Conference Schedule (2 p.m.)

Feb. 16 (Fri.); Feb. 23 (Fri.)

### Teleconferences (10:30 a.m.)

Feb. 20 (Tues.)

## IOWA VS. RANKED TEAMS

Iowa is 0-4 against nationally-ranked opponents this season.

Below are Iowa's most recent results versus nationally-ranked opponents:

### At Home:

96-93 loss to 4th-ranked Michigan State, 2/6/18  
87-64 loss to 3rd-ranked Purdue, 1/20/18  
84-76 loss to 25th-ranked Maryland, 1/19/17  
83-78 win over 17th-ranked Purdue, 1/12/17  
78-64 win over 25th-ranked Iowa State, 12/8/16  
83-71 win over 22nd-ranked Purdue, 1/24/16  
83-70 win over 1st-ranked Michigan State, 12/29/15

### On the Road:

74-59 loss to 21st-ranked Michigan, 2/14/18  
82-64 loss to 14th-ranked Ohio State, 2/10/18  
59-57 win over 21st-ranked Wisconsin, 3/2/17  
83-69 win over 24th-ranked Maryland, 2/25/17  
89-67 loss to 15th-ranked Purdue, 12/28/16  
83-82 loss to 2nd-ranked Iowa State, 12/10/15  
76-59 win over 4th-ranked Michigan State, 1/14/16

### Neutral Court:

74-41 loss to 6th-ranked Virginia, 11/25/16  
87-68 loss to 6th-ranked Villanova, 3/20/16  
68-62 loss to 17th-ranked Notre Dame, 11/27/15  
84-61 win over 20th-ranked Wichita State, 11/29/15

## IOWA HEADSHOTS AVAILABLE ONLINE

Up-to-date head shots of all Iowa players and coaches are available on the internet at [pics.hawkeyesports.com](http://pics.hawkeyesports.com).

## ON THE HORIZON

Iowa will play its final road game of the regular season next Wednesday at Minnesota. Tipoff is set for 8:05 p.m. (CT) at Williams Arena in Minneapolis. The game will be televised nationally on BTN (BTN2GO).



# 51 NICHOLAS BAER

RS-Junior • Forward • 6-7 • 210  
Bettendorf, Iowa • Bettendorf HS



## 2017-18 GAME-BY-GAME STATS

Opponent	Date	gs	min	Total		3-Pointers		Free throws		Rebounds				pts	avg						
				fg-fga	pct	3fg-fga	pct	ft-fa	pct	off	def	tot	avg			pf	a	t/o	blk	stl	
at Virginia Tech	11/28/17		22	2-9	.222	1-5	.200	0-0	.000	1	3	4	4.0	2	0	2	0	1	5	5.0	
PENN STATE	12/02/17	*	26	2-7	.286	0-3	.000	0-0	.000	3	2	5	4.5	1	0	2	2	0	4	4.5	
at Indiana	12/04/17		14	1-3	.333	1-3	.333	0-0	.000	0	3	3	4.0	4	1	3	3	1	3	4.0	
at Iowa State	12/07/17		21	3-7	.429	2-5	.400	0-0	.000	5	2	7	4.8	4	2	2	0	0	8	5.0	
SOUTHERN	12/10/17	*	12	1-3	.333	1-2	.500	1-3	.333	1	2	3	4.4	2	2	1	0	1	4	4.8	
vs Drake	12/16/17	*	23	5-12	.417	1-4	.250	0-1	.000	5	9	14	6.0	1	5	2	1	5	11	5.8	
SOUTHERN UTAH	12/19/17	*	21	2-4	.500	0-2	.000	1-1	1.000	3	7	10	6.6	1	2	2	1	2	5	5.7	
vs Colorado	12/22/17	*	19	1-5	.200	0-2	.000	0-0	.000	0	3	3	6.1	2	1	1	1	2	2	5.3	
NORTHERN ILLINOIS	12/29/17	*	12	2-3	.667	1-2	.500	0-0	.000	1	1	2	5.7	1	0	0	0	1	5	5.2	
MICHIGAN	01/02/18	*	26	1-1	1.000	1-1	1.000	0-2	.000	3	4	7	5.8	2	2	2	1	2	3	5.0	
OHIO STATE	01/04/18	*	24	4-7	.571	2-4	.500	0-0	.000	1	1	2	5.5	5	1	1	1	1	10	5.5	
at Maryland	01/07/18	*	28	3-6	.500	1-2	.500	0-0	.000	4	7	11	5.9	2	4	0	2	0	7	5.6	
at Illinois	01/11/18	*	29	2-7	.286	2-5	.400	4-6	.667	2	2	4	5.8	2	2	0	0	1	10	5.9	
at Rutgers	01/17/18	*	26	4-6	.667	3-5	.600	0-0	.000	1	0	1	5.4	2	0	2	1	0	11	6.3	
PURDUE	01/20/18	*	26	3-6	.500	0-2	.000	0-0	.000	5	2	7	5.5	0	2	0	1	0	6	6.3	
WISCONSIN	01/23/18	*	23	2-8	.250	1-6	.167	0-0	.000	1	2	3	5.4	4	2	0	1	1	5	6.2	
at Nebraska	01/27/18	*	25	2-6	.333	1-4	.250	0-0	.000	2	2	4	5.3	3	5	2	1	2	5	6.1	
MINNESOTA	01/30/18	*	27	3-6	.500	1-4	.250	3-5	.600	1	3	4	5.2	2	2	0	1	0	10	6.3	
at Penn State	02/03/18	*	21	1-4	.250	0-3	.000	0-0	.000	3	3	6	5.3	1	0	0	1	1	2	6.1	
MICHIGAN STATE	02/06/18	*	21	1-4	.250	0-2	.000	0-0	.000	0	3	3	5.2	4	4	0	1	2	2	5.9	
at Ohio State	02/10/18		16	1-1	1.000	1-1	1.000	0-0	.000	1	2	3	5.0	2	2	2	1	1	3	5.8	
at Michigan	02/14/18		14	1-1	1.000	0-0	.000	0-0	.000	0	3	3	5.0	0	2	1	0	0	2	5.6	
<b>Totals</b>			17	476	47-116	.405	20-67	.299	9-18	.500	43	66	109	5.0	47	41	25	20	24	123	5.6

### SEASON / CAREER STATS

#### POINTS

SEASON: 11, 2X, LAST AT RUTGERS (1/17/18)  
CAREER: 20 VS. PENN STATE (3/5/17)

#### REBOUNDS

SEASON: 14 VS. DRAKE (12/16/17)  
CAREER: 14 VS. DRAKE (12/16/17)

#### ASSISTS

SEASON: 5, 2X, LAST AT NEBRASKA (1/27/18)  
CAREER: 6 VS. SAVANNAH STATE (11/13/16)

#### BLOCKS

SEASON: 3 AT INDIANA (12/4/17)  
CAREER: 6, 2X, LAST AT NEBRASKA (1/5/17)

#### STEALS

SEASON: 5 VS. DRAKE (12/16/17)  
CAREER: 5 VS. DRAKE (12/16/17)

#### MINUTES

SEASON: 29 AT ILLINOIS (1/11/18)  
CAREER: 35 VS. INDIANA (2/21/17)

#### FIELD GOALS MADE

SEASON: 5 VS. DRAKE (12/16/17)  
CAREER: 8 VS. TENNESSEE TECH (12/22/15)

#### FIELD GOALS ATTEMPTED

SEASON: 12 VS. DRAKE (12/16/17)  
CAREER: 13 VS. VILLANOVA (3/20/16)

#### 3-POINT FIELD GOALS MADE

SEASON: 3 AT RUTGERS (1/17/18)  
CAREER: 4, 4X, LAST VS. TCU (3/19/17)

#### 3-POINT FIELD GOALS ATTEMPTED

SEASON: 6 VS. WISCONSIN (1/23/18)  
CAREER: 7, 2X, LAST VS. ILLINOIS (2/18/17)

#### FREE THROWS MADE

SEASON: 4 AT ILLINOIS (1/11/18)  
CAREER: 6 VS. IOWA STATE (12/8/16)

#### FREE THROWS ATTEMPTED

SEASON: 6 AT ILLINOIS (1/11/18)  
CAREER: 7 VS. IOWA STATE (12/8/16)

- Came off the bench in Iowa's last two games (Ohio State and Michigan) after starting the previous 16 contests
- Missed Iowa's first six games due to a broken pinky finger in non-shooting hand (left)
- Led team in assists (5) and steals (2) in road game at Nebraska; the five assists equaled a season high
- Made a season-high three 3-pointers and tied a season high with 11 points at Rutgers
- Made at least one 3-pointer in 15 of 21 games played
- Grabbed a game-high 11 rebounds, along with seven points, four assists, and no turnovers at Maryland
- Stuffed the stat sheet in win over Drake with a career-high 14 rebounds and five steals, while also being credited with five assists and 11 points
- Started first game of the year posting season bests in rebounds (5) and blocks (2) versus Penn State
- Awarded the 2017 Big Ten Sixth Man of the Year as a sophomore
- Only Division I player in 2016-17 and only Big Ten player over the last 25 seasons to amass 250 points, 45 steals, 45 3-pointers, and 40+ blocked shots in a season

## PRODUCTION TRACKER

	Season	Career
Scored 10+ Points:	6	21
Scored 15+ Points:	0	4
Scored 20+ Points:	0	1
Had 5+ Assists:	2	4
Had 3+ Blocks:	1	8
Had 3+ Steals:	1	8
Made 3+ 3-Pointers:	1	11
Led Team in Scoring:	0	2
Led Team in Rebounding:	5	18
Led Team in Assists:	0	1
Led Team in Steals:	10	23
Led Team in Blocks:	11	32
Double-Double:	1	4



## CAREER STATS

YEAR	G/GS	FG-A	PCT	3-PT	PCT	FT-A	PCT	RB	AVG	PF-FO	AS	TO	BK	ST	PTS	AVG
Fresh.	33/0	61-123	.496	26-66	.394	10-15	.667	85	2.6	49-0	17	17	19	23	158	4.8
Soph.	34/10	91-203	.448	46-116	.397	27-44	.614	197	5.8	78-1	59	27	43	48	255	7.5
Junior	22/17	47-116	.402	20-67	.299	9-18	.500	109	5.0	47-1	41	25	20	24	123	5.6
<b>TOTALS</b>	<b>89/27</b>	<b>199-442</b>	<b>.450</b>	<b>92-249</b>	<b>.369</b>	<b>46-77</b>	<b>.597</b>	<b>391</b>	<b>4.4</b>	<b>174-2</b>	<b>117</b>	<b>69</b>	<b>82</b>	<b>95</b>	<b>536</b>	<b>6.0</b>

# 3 JORDAN BOHANNON

Sophomore • Guard • 6-0 • 180  
Marion, Iowa • Linn-Mar HS



## 2017-18 GAME-BY-GAME STATS

Opponent	Date	gs	min	Total		3-Pointers		Free throws		Rebounds				pts	avg						
				fg-fga	pct	3fg-fga	pct	ft-fa	pct	off	def	tot	avg			pf	a	t/o	blk	stl	
CHICAGO STATE	11/10/17	*	21	4-10	.400	4-7	.571	0-0	.000	0	1	1	1.0	1	6	0	0	1	12	12.0	
ALABAMA STATE	11/12/17	*	18	1-4	.250	1-4	.250	2-2	1.000	0	1	1	1.0	1	6	1	0	0	5	8.5	
GRAMBLING STATE	11/16/17	*	28	1-7	.143	1-4	.250	9-10	.900	1	1	2	1.3	2	7	1	0	2	12	9.7	
vs Louisiana	11/20/17	*	36	7-16	.438	4-9	.444	3-4	.750	0	1	1	1.3	2	1	4	0	0	21	12.5	
vs South Dakota State	11/21/17	*	32	2-5	.400	2-5	.400	1-2	.500	1	1	2	1.4	3	7	1	0	0	7	11.4	
vs UAB	11/22/17	*	35	9-12	.750	6-8	.750	6-6	1.000	0	1	1	1.3	1	4	2	0	1	30	14.5	
at Virginia Tech	11/28/17	*	36	4-12	.333	4-8	.500	0-0	.000	0	2	2	1.4	1	3	2	0	0	12	14.1	
PENN STATE	12/02/17	*	34	3-6	.500	2-4	.500	0-0	.000	0	2	2	1.5	2	4	3	0	1	8	13.4	
at Indiana	12/04/17	*	29	2-8	.250	2-6	.333	1-2	.500	0	4	4	1.8	1	4	5	0	0	7	12.7	
at Iowa State	12/07/17	*	31	7-13	.538	5-10	.500	0-0	.000	0	1	1	1.7	3	2	4	0	0	19	13.3	
SOUTHERN	12/10/17	*	25	1-6	.167	0-3	.000	2-2	1.000	0	3	3	1.8	1	5	0	0	1	4	12.5	
vs Drake	12/16/17	*	29	6-8	.750	3-4	.750	0-1	.000	0	2	2	1.8	0	7	1	0	0	15	12.7	
SOUTHERN UTAH	12/19/17	*	29	1-7	.143	1-4	.250	0-0	.000	1	4	5	2.1	2	7	2	0	0	3	11.9	
vs Colorado	12/22/17	*	27	4-7	.571	1-4	.250	5-7	.714	0	6	6	2.4	2	2	3	0	1	14	12.1	
NORTHERN ILLINOIS	12/29/17	*	21	2-7	.286	1-5	.200	0-0	.000	0	2	2	2.3	0	7	0	0	0	5	11.6	
MICHIGAN	01/02/18	*	33	4-11	.364	4-7	.571	0-0	.000	0	4	4	2.4	3	3	2	0	0	12	11.6	
OHIO STATE	01/04/18	*	30	6-13	.462	1-5	.200	2-2	1.000	0	1	1	2.4	4	10	1	0	0	15	11.8	
at Maryland	01/07/18	*	36	5-13	.385	5-10	.500	2-2	1.000	0	2	2	2.3	3	5	6	0	0	17	12.1	
at Illinois	01/11/18	*	41	7-16	.438	5-12	.417	10-10	1.000	0	1	1	2.3	1	5	4	0	1	29	13.0	
at Rutgers	01/17/18	*	37	6-13	.462	5-9	.556	6-6	1.000	0	1	1	2.2	3	2	4	0	1	23	13.5	
PURDUE	01/20/18	*	33	3-9	.333	1-5	.200	2-2	1.000	0	2	2	2.2	1	4	0	0	2	9	13.3	
WISCONSIN	01/23/18	*	38	5-12	.417	1-6	.167	2-2	1.000	0	3	3	2.2	1	11	2	0	1	13	13.3	
at Nebraska	01/27/18	*	40	8-15	.533	6-11	.545	2-2	1.000	0	0	0	2.1	2	7	0	0	1	24	13.7	
MINNESOTA	01/30/18	*	38	6-11	.545	4-8	.500	4-4	1.000	0	0	0	2.0	1	10	2	0	3	20	14.0	
at Penn State	02/03/18	*	24	1-3	.333	1-3	.333	0-0	.000	0	0	0	2.0	1	3	3	0	1	3	13.6	
MICHIGAN STATE	02/06/18	*	32	6-12	.500	5-8	.625	0-0	.000	0	5	5	2.1	4	6	0	0	0	17	13.7	
at Ohio State	02/10/18	*	36	4-11	.364	3-8	.375	0-0	.000	0	1	1	2.0	1	5	2	0	0	11	13.6	
at Michigan	02/14/18	*	34	3-5	.600	1-3	.333	0-0	.000	0	4	4	2.1	1	5	0	0	0	7	13.4	
Totals			28	883	118-272	.434	79-180	.439	59-66	.894	3	56	59	2.1	48	148	55	0	17	374	13.4

### SEASON / CAREER STATS

#### POINTS

SEASON: 30 vs. UAB (11/22/17)  
CAREER: 30 vs. UAB (11/22/17)

#### REBOUNDS

SEASON: 6 vs. COLORADO (12/22/17)  
CAREER: 6 vs. COLORADO (12/22/17)

#### ASSISTS

SEASON: 11 vs. WISCONSIN (1/23/18)  
CAREER: 13 vs. TCU (3/19/17)

#### BLOCKS

SEASON: ---  
CAREER: 1, 2X, LAST AT MINNESOTA (2/8/17)

#### STEALS

SEASON: 3 vs. MINNESOTA (1/30/18)  
CAREER: 4, 2X, LAST vs. INDIANA (2/21/17)

#### MINUTES

SEASON: 41 AT ILLINOIS (1/11/18)  
CAREER: 45 AT MINNESOTA (2/8/17)

#### FIELD GOALS MADE

SEASON: 9 vs. UAB (11/22/17)  
CAREER: 9 vs. UAB (11/22/17)

#### FIELD GOALS ATTEMPTED

SEASON: 16, 2X, LAST AT ILLINOIS (1/11/18)  
CAREER: 18 AT NOTRE DAME (11/29/16)

#### 3-POINT FIELD GOALS MADE

SEASON: 6, 2X, LAST AT NEBRASKA (1/27/18)  
CAREER: 8 AT MARYLAND (2/25/17)

#### 3-POINT FIELD GOALS ATTEMPTED

SEASON: 12 AT ILLINOIS (1/11/18)  
CAREER: 15 AT NOTRE DAME (11/29/16)

#### FREE THROWS MADE

SEASON: 10 AT ILLINOIS (1/11/18)  
CAREER: 10 AT ILLINOIS (1/11/18)

#### FREE THROWS ATTEMPTED

SEASON: 10, 2X, LAST AT ILLINOIS (1/11/18)  
CAREER: 10, 2X, LAST AT ILLINOIS (1/11/18)

- In B1G stats, ranks first in free throw accuracy (.894), and second in 3-pointers made (2.8) and assists (5.3)
- His six double-doubles in points/assists are the most in program history
- Made 30 straight free throw attempts, dating back to the Ohio State game on Jan. 4
- His 79 3-pointers are second most in program history by a sophomore
- Posted first double-double of the season versus Ohio State (15 points, 10 assists)
- One of three players from a major conference over the last 20 years with 300+ assists and 150+ 3-pointers through their sophomore season (Duke's Jay Williams in 2000-01 and Chris Thomas of Notre Dame in 2002-03)
- One of six players nationally, and only player from a major conference, to make five or more 3-pointers in five straight true road games (Iowa State, Maryland, Illinois, Rutgers, Nebraska) over the last 20 years
- Credited with seven or more assists nine times this season, including a season-best 11 versus Wisconsin
- Made all 10 FT attempts and drained five triples, scoring a game-high 29 points, in an overtime win at Illinois
- Tallied a team-best 19 points, bolstered by 5-of-10 shooting from 3-point range, at Iowa State
- Scored a career-best 30 points, bolstered by 6-of-8 shooting from 3-point range, in win over UAB
- His 175 assists are most by a Hawkeye freshman in a single-season, besting Jeff Horner's 140 in 2003

## PRODUCTION TRACKER

	Season	Career
Scored 10+ Points:	19	36
Scored 15+ Points:	12	22
Scored 20+ Points:	7	12
Had 5+ Assists:	16	35
Had 3+ Blocks:	0	0
Had 3+ Steals:	1	3
Made 3+ 3-Pointers:	14	27
Led Team in Scoring:	7	14
Led Team in Rebounding:	0	0
Led Team in Assists:	24	47
Led Team in Steals:	7	14
Led Team in Blocks:	0	0
Double-Double:	3	6



## CAREER STATS

YEAR	G/GS	FG-A	PCT	3-PT	PCT	FT-A	PCT	RB	AVG	PF-FO	AS	TO	BK	ST	PTS	AVG
Fresh.	34/28	118-304	.388	89-214	.416	47-55	.855	76	2.2	55-0	175	76	2	29	372	10.9
Soph.	28/28	118-272	.434	79-180	.439	59-66	.894	59	2.1	48-0	148	55	0	17	374	13.4
TOTALS	62/56	236-576	.410	168-394	.426	106-121	.876	135	2.2	103-0	323	131	2	46	746	12.0

# 5 TYLER COOK

Sophomore • Forward • 6-9 • 255  
St. Louis, Missouri • Chaminade Prep



## 2017-18 GAME-BY-GAME STATS

Opponent	Date	gs	min	Total		3-Pointers		Free throws		Rebounds			pf	a	t/o	blk	stl	pts	avg		
				fg-fga	pct	3fg-fga	pct	ft-fa	pct	off	def	tot								avg	
CHICAGO STATE	11/10/17	*	21	4-4	1.000	0-0	.000	4-7	.571	2	4	6	6.0	1	3	0	0	1	12	12.0	
ALABAMA STATE	11/12/17	*	16	4-8	.500	0-1	.000	2-4	.500	2	4	6	6.0	2	2	0	0	1	10	11.0	
GRAMBLING STATE	11/16/17	*	29	4-6	.667	0-0	.000	7-8	.875	4	3	7	6.3	4	1	3	1	1	15	12.3	
vs Louisiana	11/20/17	*	22	2-5	.400	0-0	.000	2-2	1.000	2	4	6	6.3	2	0	0	0	0	6	10.8	
vs South Dakota State	11/21/17	*	28	4-10	.400	0-0	.000	3-4	.750	1	5	6	6.2	5	1	1	2	0	11	10.8	
vs UAB	11/22/17	*	35	8-11	.727	0-0	.000	13-16	.813	1	5	6	6.2	4	1	3	0	0	29	13.8	
at Virginia Tech	11/28/17	*	29	6-10	.600	0-0	.000	4-6	.667	1	8	9	6.6	3	1	2	2	0	16	14.1	
PENN STATE	12/02/17	*	34	7-13	.538	0-0	.000	9-13	.692	7	5	12	7.3	1	4	5	0	1	23	15.3	
at Indiana	12/04/17	*	14	4-8	.500	1-1	1.000	0-0	.000	4	1	5	7.0	3	0	3	0	1	9	14.6	
at Iowa State	12/07/17	*	25	1-5	.200	0-2	.000	0-2	.000	4	4	8	7.1	2	5	3	0	0	2	13.3	
SOUTHERN	12/10/17	*	17	3-5	.600	0-0	.000	2-2	1.000	0	4	4	6.8	4	0	1	2	0	8	12.8	
vs Drake	12/16/17	*	26	10-13	.769	0-1	.000	3-3	1.000	1	3	4	6.6	3	3	6	0	1	23	13.7	
SOUTHERN UTAH	12/19/17	*	22	7-12	.583	0-0	.000	2-4	.500	1	6	7	6.6	2	1	0	1	0	16	13.8	
vs Colorado	12/22/17	*	31	4-7	.571	0-0	.000	4-8	.500	3	3	6	6.6	2	0	4	2	0	12	13.7	
NORTHERN ILLINOIS	12/29/17	*	17	6-7	.857	0-0	.000	5-7	.714	2	1	3	6.3	0	3	3	0	0	17	13.9	
MICHIGAN	01/02/18	*	34	10-15	.667	0-0	.000	8-11	.727	0	8	8	6.4	1	1	4	1	1	28	14.8	
OHIO STATE	01/04/18	*	27	7-15	.467	0-0	.000	7-8	.875	6	3	9	6.6	3	0	1	1	0	21	15.2	
at Maryland	01/07/18	*	27	3-7	.429	0-0	.000	1-4	.250	0	1	1	6.3	5	1	3	0	1	7	14.7	
at Illinois	01/11/18	*	39	9-14	.643	0-1	.000	3-5	.600	1	12	13	6.6	2	3	1	1	3	21	15.1	
at Rutgers	01/17/18	*	29	5-15	.333	0-0	.000	0-0	.000	3	7	10	6.8	3	1	5	0	1	10	14.8	
PURDUE	01/20/18	*	26	3-8	.375	0-0	.000	3-4	.750	0	2	2	6.6	0	1	4	1	1	9	14.5	
WISCONSIN	01/23/18	*	24	8-13	.615	0-0	.000	1-2	.500	3	2	5	6.5	2	1	2	0	1	17	14.6	
at Nebraska	01/27/18	*	35	11-18	.611	0-0	.000	2-5	.400	5	5	10	6.7	3	0	1	2	1	24	15.0	
MINNESOTA	01/30/18	*	29	7-9	.778	0-0	.000	3-4	.750	1	9	10	6.8	4	3	1	0	1	17	15.1	
at Penn State	02/03/18	*	31	8-12	.667	0-0	.000	3-6	.500	2	4	6	6.8	3	1	2	0	0	19	15.3	
MICHIGAN STATE	02/06/18	*	37	11-22	.500	0-0	.000	4-8	.500	1	2	3	6.6	3	4	0	1	1	26	15.7	
at Ohio State	02/10/18	*	26	4-9	.444	0-0	.000	0-0	.000	0	4	4	6.5	2	1	4	0	0	8	15.4	
at Michigan	02/14/18	*	32	4-9	.444	0-1	.000	2-4	.500	2	6	8	6.6	3	1	0	1	0	10	15.2	
Totals			28	762	164-290	.566	1-7	.143	97-147	.660	59	125	184	6.6	72	43	62	18	17	426	15.2

### SEASON / CAREER STATS

#### POINTS

SEASON: 29 vs. UAB (11/22/17)  
CAREER: 29 vs. UAB (11/22/17)

#### REBOUNDS

SEASON: 13 AT ILLINOIS (1/11/18)  
CAREER: 13 AT ILLINOIS (1/11/18)

#### ASSISTS

SEASON: 5 AT IOWA STATE (12/7/17)  
CAREER: 5 AT IOWA STATE (12/7/17)

#### BLOCKS

SEASON: 2, 5X, LAST AT NEBRASKA (1/27/18)  
CAREER: 2, 5X, LAST AT NEBRASKA (1/27/18)

#### STEALS

SEASON: 3 AT ILLINOIS (1/11/18)  
CAREER: 3, 2X, LAST AT ILLINOIS (1/11/18)

#### MINUTES

SEASON: 39 AT ILLINOIS (1/11/18)  
SEASON: 39 AT ILLINOIS (1/11/18)

#### FIELD GOALS MADE

SEASON: 11 AT NEBRASKA (1/27/18)  
CAREER: 11 AT NEBRASKA (1/27/18)

#### FIELD GOALS ATTEMPTED

SEASON: 18 AT NEBRASKA (1/27/18)  
CAREER: 18 AT NEBRASKA (1/27/18)

#### 3-POINT FIELD GOALS MADE

SEASON: 1 AT INDIANA (12/4/17)  
CAREER: 1, 2X, LAST AT INDIANA (12/4/16)

#### 3-POINT FIELD GOALS ATTEMPTED

SEASON: 2 AT IOWA STATE (12/7/17)  
CAREER: 3 vs. SETON HALL (11/17/16)

#### FREE THROWS MADE

SEASON: 13 vs. UAB (11/22/17)  
CAREER: 13 vs. UAB (11/22/17)

#### FREE THROWS ATTEMPTED

SEASON: 13, 2X LAST vs. PENN STATE (12/2/17)  
CAREER: 13, 2X LAST vs. PENN STATE (12/2/17)

- Averaged a team-best 16 points and 6.2 rebounds over the last five games
- Posted double-doubles in four of the last 10 games (Illinois, Rutgers, Nebraska, Minnesota)
- In B1G stats, ranks seventh in field goal percentage (.566), and 12th in scoring (15.2) and rebounding (6.6)
- Dunked the ball 52 times this season (1.85 per game), including a season-best six in win over Drake on Dec. 16
- Registered game highs in scoring (28) and rebounds (8) in the first meeting against Michigan on Jan. 2
- Led all scorers with 26 points to go along with four assists and zero turnovers versus #4 Michigan State
- Recorded 17 points (7-9 FG, 3-4 FT) and 10 rebounds in home win over Minnesota
- Tallied second straight double-double and third of the season at Rutgers (10 points & 10 rebounds)
- Posted second double-double of the season in OT win at Illinois with 21 points and a career-high 13 rebounds
- Led team in scoring (21) and rebounds (9) versus Ohio State, including making 7-of-8 free throws
- Posted first double-double of the season, totaling game bests in scoring (23) and rebounding (12) vs. Penn State
- Poured in a career-best 29 points (8-of-11 FG, 13-of-16 FT) in win over UAB
- His 13 free throws made versus UAB are the fourth most in the Fran McCaffery era (2010-present)
- Made 22 consecutive field goals spanning the end of his freshman year and the start of his sophomore season

## PRODUCTION TRACKER

	Season	Career
Scored 10+ Points:	21	40
Scored 15+ Points:	15	22
Scored 20+ Points:	8	10
Had 5+ Assists:	0	0
Had 3+ Blocks:	0	0
Had 3+ Steals:	1	2
Made 3+ 3-Pointers:	0	0
Led Team in Scoring:	7	9
Led Team in Rebounding:	13	23
Led Team in Assists:	1	2
Led Team in Steals:	6	9
Led Team in Blocks:	10	17
Double-Double:	5	7



## CAREER STATS

YEAR	G/GS	FG-A	PCT	3-PT	PCT	FT-A	PCT	RB	AVG	PF-FO	AS	TO	BK	ST	PTS	AVG
Fresh.	27/26	128-231	.554	2-8	.250	73-122	.598	143	5.3	67-0	26	65	11	18	331	12.3
Soph.	28/28	164-290	.566	1-7	.143	97-147	.660	184	6.6	72-2	43	62	18	17	426	15.2
<b>TOTALS</b>	<b>55/54</b>	<b>292-521</b>	<b>.560</b>	<b>3-15</b>	<b>.200</b>	<b>170-269</b>	<b>.632</b>	<b>327</b>	<b>5.9</b>	<b>139-2</b>	<b>69</b>	<b>127</b>	<b>29</b>	<b>35</b>	<b>757</b>	<b>13.8</b>

# 1 MAISHE DAILEY

Sophomore • Guard • 6-7 • 195  
Beachwood, Ohio • Beachwood HS



## 2017-18 GAME-BY-GAME STATS

Opponent	Date	gs	min	Total		3-Pointers		Free throws		Rebounds				pts	avg					
				fg-fga	pct	3fg-fga	pct	ft-fa	pct	off	def	tot	avg			pf	a	t/o	blk	stl
CHICAGO STATE	11/10/17	18	3-5	.600	1-2	.500	3-3	1.000	1	1	2	2.0	1	1	3	0	0	10	10.0	
ALABAMA STATE	11/12/17	20	4-10	.400	2-6	.333	1-2	.500	0	2	2	2.0	0	3	0	0	2	11	10.5	
GRAMBLING STATE	11/16/17	7	1-2	.500	1-2	.500	0-0	.000	0	0	0	1.3	0	1	0	0	0	3	8.0	
vs Louisiana	11/20/17	17	1-2	.500	0-1	.000	2-2	1.000	0	1	1	1.3	0	2	0	0	0	4	7.0	
vs South Dakota State	11/21/17	5	0-2	.000	0-2	.000	0-0	.000	0	0	0	1.0	0	0	0	0	0	0	5.6	
vs UAB	11/22/17	20	1-2	.500	1-1	1.000	4-4	1.000	0	2	2	1.2	1	1	0	0	0	7	5.8	
at Virginia Tech	11/28/17	12	2-5	.400	0-2	.000	0-0	.000	0	0	0	1.0	1	0	2	0	0	4	5.6	
PENN STATE	12/02/17	4	0-0	.000	0-0	.000	0-0	.000	0	0	0	0.9	0	0	0	0	0	0	4.9	
at Indiana	12/04/17	21	1-7	.143	1-4	.250	0-0	.000	0	5	5	1.3	0	4	0	0	0	3	4.7	
at Iowa State	12/07/17	18	2-4	.500	2-3	.667	0-0	.000	0	6	6	1.8	1	0	1	0	0	6	4.8	
SOUTHERN	12/10/17	21	3-9	.333	3-6	.500	0-0	.000	2	2	4	2.0	0	2	0	0	0	9	5.2	
vs Drake	12/16/17	13	0-1	.000	0-1	.000	0-0	.000	0	1	1	1.9	0	1	1	0	0	0	4.8	
SOUTHERN UTAH	12/19/17	18	3-6	.500	2-4	.500	0-0	.000	0	3	3	2.0	0	2	1	0	1	8	5.0	
vs Colorado	12/22/17	27	5-7	.714	2-3	.667	4-6	.667	1	4	5	2.2	0	1	0	0	0	16	5.8	
NORTHERN ILLINOIS	12/29/17	12	3-3	1.000	1-1	1.000	1-2	.500	0	0	0	2.1	0	4	0	0	0	8	5.9	
MICHIGAN	01/02/18	16	2-4	.500	1-2	.500	0-0	.000	0	1	1	2.0	1	2	3	0	0	5	5.9	
OHIO STATE	01/04/18	23	4-10	.400	1-2	.500	0-0	.000	0	3	3	2.1	0	1	0	0	0	9	6.1	
at Maryland	01/07/18	22	2-6	.333	1-2	.500	0-1	.000	1	3	4	2.2	0	3	0	0	0	5	6.0	
at Illinois	01/11/18	17	0-1	.000	0-1	.000	2-4	.500	0	3	3	2.2	0	3	2	1	0	2	5.8	
at Rutgers	01/17/18	13	1-2	.500	0-0	.000	0-2	.000	0	1	1	2.2	0	3	1	0	1	2	5.6	
PURDUE	01/20/18	19	1-4	.250	1-2	.500	0-3	.000	0	4	4	2.2	0	1	0	0	0	3	5.5	
WISCONSIN	01/23/18	12	1-2	.500	0-1	.000	0-0	.000	0	3	3	2.3	0	1	1	0	0	2	5.3	
at Nebraska	01/27/18	10	1-1	1.000	0-0	.000	0-0	.000	0	0	0	2.2	0	0	1	0	0	2	5.2	
MINNESOTA	01/30/18	15	2-5	.400	1-3	.333	0-0	.000	0	1	1	2.1	1	0	0	0	1	5	5.2	
at Penn State	02/03/18	26	2-4	.500	0-1	.000	0-0	.000	0	1	1	2.1	4	0	3	0	1	4	5.1	
MICHIGAN STATE	02/06/18	17	5-7	.714	3-5	.600	0-0	.000	0	0	0	2.0	2	1	2	0	1	13	5.4	
at Ohio State	02/10/18	13	0-5	.000	0-3	.000	1-2	.500	1	0	1	2.0	1	1	1	0	1	1	5.3	
at Michigan	02/14/18	21	1-3	.333	0-0	.000	0-0	.000	0	5	5	2.1	1	1	1	0	0	2	5.1	
Totals		0	457	51-119	.429	24-60	.400	18-31	.581	6	52	58	2.1	14	39	23	1	8	144	5.1

### SEASON / CAREER STATS

#### POINTS

SEASON: 16 vs. COLORADO (12/22/17)  
CAREER: 16 vs. COLORADO (12/22/17)

#### REBOUNDS

SEASON: 6 AT IOWA STATE (12/7/17)  
CAREER: 7 vs. DELAWARE STATE (12/22/16)

#### ASSISTS

SEASON: 4, 2X, LAST vs. N. ILLINOIS (12/29/17)  
CAREER: 8 vs. ALABAMA STATE (11/12/17)

#### BLOCKS

SEASON: 1 AT ILLINOIS (1/11/18)  
CAREER: 1, 2X, LAST AT ILLINOIS (1/11/18)

#### STEALS

SEASON: 2 vs. ALABAMA STATE (11/12/17)  
CAREER: 2, 2X, LAST vs. ALABAMA ST (11/12/17)

#### MINUTES

SEASON: 27 vs. COLORADO (12/22/17)  
CAREER: 27 vs. COLORADO (12/22/17)

#### FIELD GOALS MADE

SEASON: 5, 2X, LAST vs. MICH STATE (2/6/18)  
CAREER: 5, 2X, LAST vs. MICH STATE (2/6/18)

#### FIELD GOALS ATTEMPTED

SEASON: 10, 2X, LAST vs. OHIO STATE (1/4/18)  
CAREER: 10, 2X, LAST vs. OHIO STATE (1/4/18)

#### 3-POINT FIELD GOALS MADE

SEASON: 3, 2X, LAST vs. MICH STATE (2/6/18)  
CAREER: 3, 2X, LAST vs. MICH STATE (2/6/18)

#### 3-POINT FIELD GOALS ATTEMPTED

SEASON: 6, 2X, LAST vs. SOUTHERN (12/10/17)  
CAREER: 7 vs. DELAWARE STATE (12/22/16)

#### FREE THROWS MADE

SEASON: 4, 2X, LAST vs. COLORADO (12/22/17)  
CAREER: 4, 2X, LAST vs. COLORADO (12/22/17)

#### FREE THROWS ATTEMPTED

SEASON: 6 vs. COLORADO (12/22/17)  
CAREER: 6 vs. COLORADO (12/22/17)

- Posted career bests in scoring (16), minutes (27), and free throws made (4) and attempted (6) in win over Colorado
- Played double-digit minutes in 25 of 28 games, including 20 minutes or more in nine games in 2017-18
- Sank at least one 3-pointer in 16 contests this year, including a career-best three in win over Southern Univ.
- Tied a career high with three 3-pointers made, scoring 13 total points in Tuesday's game vs. #4 Michigan State
- Contributed nine points and three rebounds versus Ohio State
- Pulled down a season-best six rebounds to go along with six points at Iowa State
- Dished out a season-best four assists with zero turnovers at Indiana
- Scored seven points, including crucial 3-pointer from the baseline late in the game, in win over UAB
- Netted double figures in two of Iowa's first six games, including scoring a career-high 11 points vs. Alabama State

## PRODUCTION TRACKER

	Season	Career
Scored 10+ Points:	4	4
Scored 15+ Points:	1	1
Scored 20+ Points:	0	0
Had 5+ Assists:	0	0
Had 3+ Blocks:	0	0
Had 3+ Steals:	0	0
Made 3+ 3-Pointers:	2	2
Led Team in Scoring:	1	1
Led Team in Rebounding:	1	1
Led Team in Assists:	3	3
Led Team in Steals:	4	4
Led Team in Blocks:	1	1
Double-Double:	0	0



## CAREER STATS

YEAR	G/GS	FG-A	PCT	3-PT	PCT	FT-A	PCT	RB	AVG	PF-FO	AS	TO	BK	ST	PTS	AVG
Fresh.	12/0	10-22	.455	4-12	.333	3-6	.500	19	1.6	6-0	5	5	1	4	27	2.3
Soph.	28/0	51-119	.429	24-60	.400	18-31	.581	58	2.1	14-0	39	23	1	8	144	5.1
TOTALS	40/0	61-141	.433	28-72	.389	21-37	.568	77	1.9	20-0	44	28	2	12	171	4.3

# 24 BRADY ELLINGSON

RS-Junior • Guard • 6-4 • 196  
Menomonee Falls, Wisconsin • Hamilton HS



## 2017-18 GAME-BY-GAME STATS

Opponent	Date	gs	min	Total		3-Pointers		Free throws		Rebounds				pf	a	t/o	blk	stl	pts	avg
				fg-fga	pct	3fg-fga	pct	ft-fa	pct	off	def	tot	avg							
CHICAGO STATE	11/10/17	28	3-5	.600	3-5	.600	0-0	.000	0	1	1	1.0	0	4	1	0	0	9	9.0	
ALABAMA STATE	11/12/17	20	3-6	.500	3-5	.600	0-0	.000	0	1	1	1.0	0	4	0	0	0	9	9.0	
GRAMBLING STATE	11/16/17	15	1-3	.333	0-2	.000	0-0	.000	0	2	2	1.3	0	3	1	0	0	2	6.7	
vs Louisiana	11/20/17	10	0-3	.000	0-2	.000	0-0	.000	0	1	1	1.3	0	0	0	0	1	0	5.0	
vs South Dakota State	11/21/17	9	0-1	.000	0-1	.000	0-0	.000	0	1	1	1.2	0	0	2	0	0	0	4.0	
vs UAB	11/22/17	6	0-1	.000	0-1	.000	0-0	.000	0	0	0	1.0	0	0	1	0	1	0	3.3	
at Virginia Tech	11/28/17	7	0-2	.000	0-2	.000	0-0	.000	0	0	0	0.9	2	0	0	1	1	0	2.9	
PENN STATE	12/02/17	6	0-0	.000	0-0	.000	0-0	.000	0	0	0	0.8	1	3	0	0	0	0	2.5	
at Indiana	12/04/17	24	6-9	.667	3-4	.750	1-2	.500	0	1	1	0.8	1	4	0	1	1	16	4.0	
at Iowa State	12/07/17 *	30	3-11	.273	1-6	.167	0-1	.000	0	4	4	1.1	1	5	2	0	2	7	4.3	
SOUTHERN	12/10/17	15	3-5	.600	2-4	.500	0-0	.000	0	1	1	1.1	0	1	0	0	0	8	4.6	
vs Drake	12/16/17	12	1-3	.333	0-0	.000	0-0	.000	0	0	0	1.0	0	0	0	0	0	2	4.4	
SOUTHERN UTAH	12/19/17	3	1-1	1.000	0-0	.000	1-1	1.000	0	0	0	0.9	0	0	0	0	0	3	4.3	
vs Colorado	12/22/17	1	0-0	.000	0-0	.000	0-0	.000	0	0	0	0.9	0	0	1	0	0	0	4.0	
NORTHERN ILLINOIS	12/29/17	17	2-4	.500	2-4	.500	0-0	.000	0	2	2	0.9	0	2	1	0	1	6	4.1	
MICHIGAN	01/02/18	10	0-2	.000	0-1	.000	0-0	.000	0	1	1	0.9	0	1	0	0	0	0	3.9	
OHIO STATE	01/04/18	6	0-2	.000	0-0	.000	0-0	.000	0	0	0	0.9	0	0	0	0	0	0	3.6	
at Illinois	01/11/18	12	1-3	.333	0-0	.000	0-0	.000	0	0	0	0.8	0	0	3	0	0	2	3.6	
at Rutgers	01/17/18	6	0-2	.000	0-0	.000	0-0	.000	0	1	1	0.8	0	0	1	0	0	0	3.4	
PURDUE	01/20/18	14	4-5	.800	1-1	1.000	0-0	.000	0	0	0	0.8	0	0	0	0	0	9	3.7	
MICHIGAN STATE	02/06/18	4	0-0	.000	0-0	.000	0-0	.000	0	0	0	0.8	0	0	0	0	0	0	3.5	
at Ohio State	02/10/18	7	0-0	.000	0-0	.000	0-0	.000	0	1	1	0.8	2	0	0	0	0	0	3.3	
at Michigan	02/14/18	7	0-0	.000	0-0	.000	0-0	.000	0	0	0	0.7	1	0	1	0	0	0	3.2	
<b>Totals</b>		<b>1</b>	<b>269</b>	<b>28-68</b>	<b>.412</b>	<b>15-38</b>	<b>.395</b>	<b>2-4</b>	<b>.500</b>	<b>0</b>	<b>17</b>	<b>17</b>	<b>0.7</b>	<b>8</b>	<b>27</b>	<b>14</b>	<b>2</b>	<b>7</b>	<b>73</b>	<b>3.2</b>

### SEASON / CAREER STATS

#### POINTS

SEASON: 16 AT INDIANA (12/4/17)  
CAREER: 23 VS. SAVANNAH STATE (11/13/16)

#### REBOUNDS

SEASON: 4 AT IOWA STATE (12/7/17)  
CAREER: 4, 3X, LAST AT IOWA STATE (12/7/17)

#### ASSISTS

SEASON: 5 AT IOWA STATE (12/7/17)  
CAREER: 5, 3X, LAST AT IOWA STATE (12/7/17)

#### BLOCKS

SEASON: 1, 2X, LAST AT INDIANA (12/4/17)  
CAREER: 1, 2X, LAST AT INDIANA (12/4/17)

#### STEALS

SEASON: 2 AT IOWA STATE (12/7/17)  
CAREER: 2, 2X, LAST AT IOWA STATE (12/7/17)

#### MINUTES

SEASON: 30 AT IOWA STATE (12/7/17)  
CAREER: 30 AT IOWA STATE (12/7/17)

#### FIELD GOALS MADE

SEASON: 6 AT INDIANA (12/4/17)  
CAREER: 7, 2X, LAST VS. SAVANNAH ST (11/13/16)

#### FIELD GOALS ATTEMPTED

SEASON: 11 AT IOWA STATE (12/7/17)  
CAREER: 11 AT IOWA STATE (12/7/17)

#### 3-POINT FIELD GOALS MADE

SEASON: 3, 3X, LAST AT INDIANA (12/4/17)  
CAREER: 5 VS. OHIO STATE (1/28/17)

#### 3-POINT FIELD GOALS ATTEMPTED

SEASON: 6 AT IOWA STATE (12/7/17)  
CAREER: 7 VS. OHIO STATE (1/28/17)

#### FREE THROWS MADE

SEASON: 1, 2X, LAST VS. SOUTHERN UTAH (12/19/17)  
CAREER: 5, 2X, LAST VS. SAVANNAH ST (11/13/16)

#### FREE THROWS ATTEMPTED

SEASON: 2 AT INDIANA (12/4/17)  
CAREER: 6 VS. COPPIN STATE (11/15/15)

- Missed four games (Wisconsin, Nebraska, Minnesota, Penn State) due to a concussion
- Played limited minutes in Iowa's last three games (#4 Michigan State, #14/16 Ohio State, #22/21 Michigan)
- Thirty eight of his 68 field goal attempts have come from 3-point territory
- Tallied nine points versus #3 Purdue -- the most since netting 16 at Indiana on Dec. 4
- Shifted from shooting guard to point guard the first 10 games due to Connor McCaffery missing time
- Played only three minutes and one minute versus Southern Utah and Colorado, respectively, due to injury (ankle)
- Started first game in his 78 career game played at Iowa State on Dec. 7
- Registered season bests in rebounds (4), assists (5), and blocks (1) at Iowa State
- Tallied a game and season-best 16 points, while being credited with four assists at Indiana

## PRODUCTION TRACKER

	Season	Career
Scored 10+ Points:	1	8
Scored 15+ Points:	1	4
Scored 20+ Points:	0	2
Had 5+ Assists:	0	2
Had 3+ Blocks:	0	0
Had 3+ Steals:	0	0
Made 3+ 3-Pointers:	0	5
Led Team in Scoring:	0	3
Led Team in Rebounding:	0	0
Led Team in Assists:	2	4
Led Team in Steals:	2	5
Led Team in Blocks:	0	0
Double-Double:	0	0



## CAREER STATS

YEAR	G/GS	FG-A	PCT	3-PT	PCT	FT-A	PCT	RB	AVG	PF-FO	AS	TO	BK	ST	PTS	AVG
Fresh.	7/0	4-8	.500	4-6	.667	1-2	.500	0	0.0	1-0	4	1	0	1	13	1.9
RS-Fresh.	27/0	28-61	.459	12-44	.273	7-10	.700	18	0.7	21-0	12	11	0	5	75	2.9
Soph.	34/0	49-111	.441	32-68	.471	18-18	1.000	39	1.1	28-0	37	14	0	11	148	4.4
Junior	23/1	28-68	.412	15-38	.395	2-4	.500	17	0.7	8-0	27	14	2	7	73	3.2
<b>TOTALS</b>	<b>91/1</b>	<b>109-248</b>	<b>.440</b>	<b>63-156</b>	<b>.404</b>	<b>28-34</b>	<b>.824</b>	<b>74</b>	<b>0.8</b>	<b>58-0</b>	<b>80</b>	<b>40</b>	<b>2</b>	<b>24</b>	<b>309</b>	<b>3.4</b>

# 55 LUKA GARZA

Freshman • Forward • 6-11 • 235  
Washington, D.C. • Maret School



## 2017-18 GAME-BY-GAME STATS

Opponent	Date	gs	min	Total		3-Pointers		Free throws		Rebounds			pf	a	t/o	blk	stl	pts	avg		
				fg-fga	pct	3fg-fga	pct	ft-fa	pct	off	def	tot								avg	
CHICAGO STATE	11/10/17	*	18	6-6	1.000	0-0	.000	4-8	.500	1	4	5	5.0	1	1	1	3	0	16	16.0	
ALABAMA STATE	11/12/17	*	19	2-8	.250	0-1	.000	7-11	.636	5	8	13	9.0	1	1	1	2	0	11	13.5	
GRAMBLING STATE	11/16/17	*	28	6-9	.667	0-1	.000	1-4	.250	2	7	9	9.0	3	2	2	3	2	13	13.3	
vs Louisiana	11/20/17	*	12	0-2	.000	0-1	.000	0-0	.000	1	4	5	8.0	2	2	2	0	1	0	10.0	
vs South Dakota State	11/21/17	*	28	2-7	.286	0-2	.000	0-3	.000	2	8	10	8.4	1	1	0	1	0	4	8.8	
vs UAB	11/22/17	*	29	6-8	.750	0-0	.000	2-3	.667	2	5	7	8.2	4	1	1	3	0	14	9.7	
at Virginia Tech	11/28/17	*	14	2-6	.333	0-0	.000	0-2	.000	2	2	4	7.6	2	0	0	1	0	4	8.9	
PENN STATE	12/02/17	*	14	2-4	.500	0-1	.000	2-4	.500	0	3	3	7.0	0	0	0	0	1	6	8.5	
at Indiana	12/04/17	*	15	3-4	.750	0-0	.000	0-2	.000	1	2	3	6.6	2	1	1	0	0	6	8.2	
at Iowa State	12/07/17		7	1-1	1.000	0-0	.000	0-2	.000	1	3	4	6.3	2	1	2	0	0	2	7.6	
SOUTHERN	12/10/17		19	7-10	.700	1-1	1.000	8-10	.800	6	7	13	6.9	3	2	1	1	0	23	9.0	
vs Drake	12/16/17		17	4-8	.500	1-2	.500	4-6	.667	3	4	7	6.9	3	1	0	0	3	13	9.3	
SOUTHERN UTAH	12/19/17		19	5-9	.556	0-1	.000	7-8	.875	3	2	5	6.8	1	1	2	2	0	17	9.9	
vs Colorado	12/22/17		11	1-4	.250	0-1	.000	0-0	.000	2	2	4	6.6	3	2	1	0	0	2	9.4	
NORTHERN ILLINOIS	12/29/17		16	8-8	1.000	3-3	1.000	6-8	.750	0	7	7	6.6	2	1	1	5	0	25	10.4	
MICHIGAN	01/02/18		21	3-8	.375	0-0	.000	0-0	.000	3	2	5	6.5	1	0	1	1	1	6	10.1	
OHIO STATE	01/04/18	*	26	4-7	.571	1-3	.333	6-8	.750	2	4	6	6.5	2	0	0	1	0	15	10.4	
at Maryland	01/07/18	*	16	3-3	1.000	0-0	.000	0-0	.000	0	1	1	6.2	3	0	2	1	0	6	10.2	
at Illinois	01/11/18	*	30	5-8	.625	0-1	.000	9-9	1.000	7	4	11	6.4	3	1	1	1	0	19	10.6	
at Rutgers	01/17/18	*	23	3-9	.333	0-2	.000	2-2	1.000	5	3	8	6.5	3	3	2	0	0	8	10.5	
PURDUE	01/20/18	*	20	8-10	.800	2-3	.667	1-2	.500	3	0	3	6.3	1	2	2	1	1	19	10.9	
WISCONSIN	01/23/18	*	28	6-9	.667	1-1	1.000	4-6	.667	4	12	16	6.8	3	0	1	1	1	17	11.2	
at Nebraska	01/27/18	*	18	2-5	.400	1-3	.333	3-4	.750	1	3	4	6.7	5	0	1	0	0	8	11.0	
MINNESOTA	01/30/18	*	27	4-9	.444	0-1	.000	2-3	.667	3	4	7	6.7	4	3	0	1	0	10	11.0	
at Penn State	02/03/18	*	24	3-13	.231	0-2	.000	7-9	.778	2	4	6	6.6	2	0	2	0	1	13	11.1	
MICHIGAN STATE	02/06/18	*	22	4-8	.500	0-1	.000	1-1	1.000	2	1	3	6.5	2	3	0	0	0	9	11.0	
at Ohio State	02/10/18	*	24	4-9	.444	0-1	.000	0-0	.000	2	2	4	6.4	3	1	1	2	0	8	10.9	
at Michigan	02/14/18	*	30	10-16	.625	0-2	.000	2-2	1.000	1	5	6	6.4	4	0	4	1	0	22	11.3	
Totals			21	575	114-208	.548	10-34	.294	78-117	.667	66	113	179	6.4	66	30	32	31	11	316	11.3

### SEASON / CAREER STATS

#### POINTS

SEASON: 25 VS. NORTHERN ILLINOIS (12/29/17)

#### REBOUNDS

SEASON: 16 VS. WISCONSIN (1/23/17)

#### ASSISTS

SEASON: 3, 3X, LAST VS. MICH STATE (2/6/18)

#### BLOCKS

SEASON: 5 VS. NORTHERN ILLINOIS (12/29/17)

#### STEALS

SEASON: 3 VS. DRAKE (12/16/17)

#### MINUTES

SEASON: 30, 2X, LAST AT MICHIGAN (2/14/18)

#### FIELD GOALS MADE

SEASON: 10 AT MICHIGAN (2/14/18)

#### FIELD GOALS ATTEMPTED

SEASON: 16 AT MICHIGAN (2/14/18)

#### 3-POINT FIELD GOALS MADE

SEASON: 3 VS. NORTHERN ILLINOIS (12/29/17)

#### 3-POINT FIELD GOALS ATTEMPTED

SEASON: 3, 3X, LAST AT NEBRASKA (1/23/18)

#### FREE THROWS MADE

SEASON: 9 AT ILLINOIS (1/11/18)

#### FREE THROWS ATTEMPTED

SEASON: 11 VS. ALABAMA STATE (11/12/17)

- Two-time Big Ten Freshman of the Week (Nov. 13 and Jan. 2)
- Ranks second among Big Ten freshmen in rebounding (5.7), third in scoring (11.5), and fourth in field goal percentage (.525) in conference games only
- In B1G stats, ranks 11th in field goal accuracy (.548) and blocked shots (1.1), and 13th in rebounding (6.4)
- Led all scorers in Iowa's last outing at #22/21 Michigan, netting 22 points (10-16 FG, 2-2 FT)
- Netted a team-best 19 points, bolstered by 8-of-10 shooting from the field, against #3 Purdue
- Was 16-of-39 (.410) from the foul line the first 10 games; made 62 of last 78 (.795) the last 18 games combined
- Posted team-leading fourth double-double in win over Wisconsin (17 points, 16 rebounds); the 16 rebounds are the most by a Hawkeye in a single game since Adam Woodbury snagged 18 versus Wisconsin on Feb. 24, 2016
- Scored 17 of his 19 points in the second half and overtime, while also snagging 11 rebounds for his team-best third double-double of the season in a come-from-behind overtime victory at Illinois
- Registered personal bests in scoring (25), blocked shots (5), and 3-pointers (3) in win over Northern Illinois
- Fifth Hawkeye to post a double-double in either his first or second game over the last 20 years (Dean Oliver, Reggie Evans, Devon Archie, Aaron White)

## PRODUCTION TRACKER

	Season	Career
Scored 10+ Points:	15	15
Scored 15+ Points:	9	9
Scored 20+ Points:	3	3
Had 5+ Assists:	0	0
Had 3+ Blocks:	4	4
Had 3+ Steals:	1	1
Made 3+ 3-Pointers:	0	0
Led Team in Scoring:	6	6
Led Team in Rebounding:	9	9
Led Team in Assists:	2	2
Led Team in Steals:	3	3
Led Team in Blocks:	12	12
Double-Double:	4	4



## CAREER STATS

YEAR	G/GS	FG-A	PCT	3-PT	PCT	FT-A	PCT	RB	AVG	PF-FO	AS	TO	BK	ST	PTS	AVG
Fresh.	28/21	114-208	.548	10-34	.294	78-117	.667	179	6.4	66-1	30	32	31	11	316	11.3

# 15 RYAN KRIENER

Sophomore • Forward • 6-9 • 250  
Spirit Lake, Iowa • Spirit Lake HS



## 2017-18 GAME-BY-GAME STATS

Opponent	Date	gs	min	Total		3-Pointers		Free throws		Rebounds				pf	a	t/o	blk	stl	pts	avg
				fg-fga	pct	3fg-fga	pct	ft-fa	pct	off	def	tot	avg							
CHICAGO STATE	11/10/17	14	2-3	.667	0-0	.000	0-1	.000	0	1	1	1.0	3	2	3	2	0	4	4.0	
ALABAMA STATE	11/12/17	17	2-2	1.000	0-0	.000	0-0	.000	1	3	4	2.5	4	4	0	0	1	4	4.0	
GRAMBLING STATE	11/16/17	11	2-2	1.000	0-0	.000	0-0	.000	1	0	1	2.0	1	1	1	0	0	4	4.0	
vs Louisiana	11/20/17	26	1-5	.200	0-0	.000	1-3	.333	1	3	4	2.5	5	2	0	1	2	3	3.8	
vs South Dakota State	11/21/17	10	2-2	1.000	1-1	1.000	0-0	.000	0	1	1	2.2	1	0	3	0	0	5	4.0	
vs UAB	11/22/17	11	1-1	1.000	0-0	.000	0-0	.000	0	1	1	2.0	4	0	2	0	0	2	3.7	
at Virginia Tech	11/28/17	5	0-1	.000	0-0	.000	0-0	.000	0	0	0	1.7	3	0	0	0	2	0	3.1	
PENN STATE	12/02/17	7	2-3	.667	1-1	1.000	0-0	.000	3	1	4	2.0	2	2	0	1	1	5	3.4	
at Iowa State	12/07/17	6	1-4	.250	0-1	.000	0-0	.000	2	1	3	2.1	1	0	0	0	0	2	3.2	
SOUTHERN	12/10/17	12	3-6	.500	0-1	.000	0-0	.000	0	3	3	2.2	0	2	1	1	2	6	3.5	
vs Drake	12/16/17	15	2-6	.333	0-1	.000	0-0	.000	0	2	2	2.2	2	2	0	0	0	4	3.5	
SOUTHERN UTAH	12/19/17	10	2-3	.667	0-0	.000	1-2	.500	1	3	4	2.3	0	3	1	0	1	5	3.7	
vs Colorado	12/22/17	5	1-1	1.000	0-0	.000	1-2	.500	1	1	2	2.3	0	1	2	0	0	2	3.5	
NORTHERN ILLINOIS	12/29/17	17	2-5	.400	0-1	.000	1-2	.500	2	1	3	2.4	1	2	0	0	0	5	3.6	
MICHIGAN	01/02/18	4	0-1	.000	0-0	.000	0-0	.000	0	0	0	2.2	0	1	0	0	0	0	3.2	
OHIO STATE	01/04/18	8	0-0	.000	0-0	.000	0-0	.000	1	1	2	2.2	0	0	1	1	0	0	3.4	
at Maryland	01/07/18	5	1-2	.500	0-0	.000	0-0	.000	0	0	0	2.1	3	0	1	0	0	2	3.1	
at Illinois	01/11/18	12	2-2	1.000	0-0	.000	1-2	.500	2	2	4	2.2	1	0	0	1	1	5	3.2	
at Rutgers	01/17/18	11	1-3	.333	0-0	.000	0-0	.000	1	1	2	2.2	1	1	1	0	0	2	3.2	
MICHIGAN STATE	02/06/18	2	0-0	.000	0-0	.000	0-0	.000	0	0	0	2.1	1	0	1	0	0	0	3.0	
at Ohio State	02/10/18	10	1-1	1.000	0-0	.000	0-1	.000	0	1	1	2.0	2	0	0	0	0	2	3.0	
at Michigan	02/14/18	6	1-1	1.000	0-0	.000	0-0	.000	0	0	0	1.9	0	1	2	0	0	2	2.9	
Totals		0	224	29-54	.537	2-6	.333	4-11	.364	16	26	42	1.9	35	24	19	7	10	64	2.9

### SEASON / CAREER STATS

#### POINTS

SEASON: 6, VS. SOUTHERN (12/10/17)  
CAREER: 14, 2X, LAST VS. OHIO STATE (1/28/17)

#### REBOUNDS

SEASON: 4, 5X, LAST AT ILLINOIS (1/11/18)  
CAREER: 7 VS. OHIO STATE (1/28/17)

#### ASSISTS

SEASON: 4 VS. ALABAMA STATE (11/12/17)  
CAREER: 4 VS. ALABAMA STATE (11/12/17)

#### BLOCKS

SEASON: 2 VS. CHICAGO STATE (11/10/17)  
CAREER: 3, 2X, LAST VS. INDIANA (2/21/17)

#### STEALS

SEASON: 2, 3X, LAST VS. SOUTHERN (12/10/17)  
CAREER: 2, 3X, LAST VS. SOUTHERN (12/10/17)

#### MINUTES

SEASON: 26 VS. LOUISIANA (11/20/17)  
CAREER: 26 VS. LOUISIANA (11/20/17)

#### FIELD GOALS MADE

SEASON: 3 VS. SOUTHERN (12/10/17)  
CAREER: 6, 2X, LAST VS. OHIO STATE (1/28/17)

#### FIELD GOALS ATTEMPTED

SEASON: 6, 2X LAST VS. DRAKE (12/16/17)  
CAREER: 7, 2X, LAST VS. OHIO STATE (1/28/17)

#### 3-POINT FIELD GOALS MADE

SEASON: 1, 2X, LAST VS. PENN STATE (12/2/17)  
CAREER: 1, 3X, LAST VS. PENN STATE (12/2/17)

#### 3-POINT FIELD GOALS ATTEMPTED

SEASON: 1, 4X, LAST VS. DRAKE (12/16/17)  
CAREER: 1, 5X, LAST VS. DRAKE (12/16/17)

#### FREE THROWS MADE

SEASON: 1, 4X, LAST AT ILLINOIS (1/11/18)  
CAREER: 2, 3X, LAST VS. OHIO STATE (1/28/17)

#### FREE THROWS ATTEMPTED

SEASON: 3 VS. LOUISIANA (11/20/17)  
CAREER: 3, 3X, LAST VS. LOUISIANA (11/20/17)

- Missed six games due to a concussion (Indiana, Purdue, Wisconsin, Nebraska, Minnesota, Penn State)
- Played limited minutes in Iowa's last three games
- Scored four points or more in 10 games this season
- Tallied five crucial points in the second half and equaled a season high with four boards in overtime win at Illinois
- Netted five points and had three rebounds in victory over Northern Illinois
- Scored a season-high six points and led team in steals with two in win over Southern University
- Tallied five points, four rebounds, one block, and one steal before leaving game in the second half due to injury Saturday versus Penn State
- Dished out a career-best four assists in win over Alabama State
- Led team in steals (2) at Virginia Tech
- Netted a season-best five points, sinking second career 3-pointer, versus SDSU at Cayman Islands Classic
- Led team in steals (2), assists (2), and blocked shots) versus Louisiana

## PRODUCTION TRACKER

	Season	Career
Scored 10+ Points:	0	2
Scored 15+ Points:	0	0
Scored 20+ Points:	0	0
Had 5+ Assists:	0	0
Had 3+ Blocks:	0	2
Had 3+ Steals:	0	0
Made 3+ 3-Pointers:	0	0
Led Team in Scoring:	0	1
Led Team in Rebounding:	0	0
Led Team in Assists:	0	0
Led Team in Steals:	4	4
Led Team in Blocks:	3	6
Double-Double:	0	0



## CAREER STATS

YEAR	G/GS	FG-A	PCT	3-PT	PCT	FT-A	PCT	RB	AVG	PF-FO	AS	TO	BK	ST	PTS	AVG
Fresh.	28/0	38-69	.551	1-5	.200	9-15	.600	61	2.2	39-0	11	18	9	6	86	3.1
Soph.	22/0	29-54	.537	2-6	.333	4-11	.364	42	1.9	35-1	24	19	7	10	64	2.9
TOTALS	50/0	67-123	.545	3-11	.273	13-26	.500	103	2.1	74-1	35	37	16	16	150	3.0

# 30 CONNOR MCGAFFERY

Freshman • Guard • 6-5 • 200  
Iowa City, Iowa • Iowa West HS



## 2017-18 GAME-BY-GAME STATS

Opponent	Date	gs	min	Total		3-Pointers		Free throws		Rebounds				pf	a	t/o	blk	stl	pts	avg
				fg-fga	pct	3fg-fga	pct	ft-fa	pct	off	def	tot	avg							
SOUTHERN	12/10/17	17	17	1-1	1.000	1-1	1.000	2-3	.667	0	3	3	3.0	0	4	1	0	1	5	5.0
vs Drake	12/16/17	9	9	0-0	.000	0-0	.000	0-0	.000	0	0	0	1.5	0	0	0	0	0	2.5	
SOUTHERN UTAH	12/19/17	15	15	0-1	.000	0-1	.000	0-0	.000	0	1	1	1.3	1	2	0	0	0	1.7	
vs Colorado	12/22/17	12	12	1-1	1.000	0-0	.000	1-1	1.000	0	0	0	1.0	1	1	3	0	1	3	2.0
Totals		0	53	2-3	.667	1-2	.500	3-4	.750	0	4	4	1.0	2	7	4	0	2	8	2.0

### SEASON / CAREER STATS

#### POINTS

SEASON: 5 vs. SOUTHERN (12/10/17)

#### REBOUNDS

SEASON: 3 vs. SOUTHERN (12/10/17)

#### ASSISTS

SEASON: 4 vs. SOUTHERN (12/10/17)

#### BLOCKS

SEASON: - - -

#### STEALS

SEASON: 1 vs. SOUTHERN (12/10/17)

#### MINUTES

SEASON: 17 vs. SOUTHERN (12/10/17)

#### FIELD GOALS MADE

SEASON: 1 vs. SOUTHERN (12/10/17)

#### FIELD GOALS ATTEMPTED

SEASON: 1, 2x, LAST vs. SOUTHERN UTAH (12/19/17)

#### 3-POINT FIELD GOALS MADE

SEASON: 1 vs. SOUTHERN (12/10/17)

#### 3-POINT FIELD GOALS ATTEMPTED

SEASON: 1, 2x, LAST vs. SOUTHERN UTAH (12/19/17)

#### FREE THROWS MADE

SEASON: 2 vs. SOUTHERN (12/10/17)

#### FREE THROWS ATTEMPTED

SEASON: 3 vs. SOUTHERN (12/10/17)

- Underwent tonsillectomy on Dec. 26; out indefinitely
- Missed first two games due to a sprained ankle
- Missed following eight outings due to illness (mono)
- Played in first collegiate game on Dec. 10 in win over Southern University, collecting five points, four assists, three rebounds, and one steal

## PRODUCTION TRACKER

	Season	Career
Scored 10+ Points:	0	0
Scored 15+ Points:	0	0
Scored 20+ Points:	0	0
Had 5+ Assists:	0	0
Had 3+ Blocks:	0	0
Had 3+ Steals:	0	0
Made 3+ 3-Pointers:	0	0
Led Team in Scoring:	0	0
Led Team in Rebounding:	0	0
Led Team in Assists:	0	0
Led Team in Steals:	0	0
Led Team in Blocks:	0	0
Double-Double:	0	0



## CAREER STATS

YEAR	G/GS	FG-A	PCT	3-PT	PCT	FT-A	PCT	RB	AVG	PF-FO	AS	TO	BK	ST	PTS	AVG
Fresh.	4/0	2-3	.667	1-2	.500	3-4	.750	4	1.0	2-0	7	4	0	2	8	2.0



# 4 ISAIAH MOSS

RS-Sophomore • Guard • 6-5 • 205  
Chicago, Illinois • Simeon HS



## 2017-18 GAME-BY-GAME STATS

Opponent	Date	gs	min	Total		3-Pointers		Free throws		Rebounds				pts	avg						
				fg-fga	pct	3fg-fga	pct	ft-fa	pct	off	def	tot	avg			pf	a	t/o	blk	stl	
CHICAGO STATE	11/10/17	*	13	5-7	.714	4-6	.667	0-0	.000	0	1	1	1.0	2	1	1	0	1	14	14.0	
ALABAMA STATE	11/12/17	*	18	4-7	.571	2-5	.400	2-2	1.000	0	2	2	1.5	3	1	2	1	0	12	13.0	
GRAMBLING STATE	11/16/17	*	30	4-9	.444	3-6	.500	4-4	1.000	0	2	2	1.7	3	1	0	0	2	15	13.7	
vs Louisiana	11/20/17	*	20	6-17	.353	2-5	.400	10-10	1.000	2	1	3	2.0	4	1	1	0	0	24	16.3	
vs South Dakota State	11/21/17	*	32	8-16	.500	2-7	.286	0-0	.000	0	2	2	2.0	1	3	4	0	2	18	16.6	
vs UAB	11/22/17	*	32	5-11	.455	1-2	.500	1-2	.500	0	2	2	2.0	2	4	1	0	1	12	15.8	
at Virginia Tech	11/28/17	*	22	1-6	.167	0-2	.000	0-0	.000	0	2	2	2.0	2	1	4	0	0	2	13.9	
PENN STATE	12/02/17	*	31	6-13	.462	1-3	.333	0-0	.000	0	3	3	2.1	2	2	4	0	1	13	13.8	
at Indiana	12/04/17	*	17	1-5	.200	0-1	.000	0-0	.000	0	4	4	2.3	0	1	2	0	0	2	12.4	
at Iowa State	12/07/17	*	17	2-8	.250	0-4	.000	0-0	.000	0	2	2	2.3	0	1	1	1	0	4	11.6	
SOUTHERN	12/10/17	*	21	4-10	.400	4-9	.444	0-0	.000	1	1	2	2.3	0	2	0	0	1	12	11.6	
vs Drake	12/16/17	*	22	4-8	.500	1-4	.250	0-0	.000	0	0	0	2.1	1	2	0	0	1	9	11.4	
SOUTHERN UTAH	12/19/17	*	24	6-14	.429	3-8	.375	1-1	1.000	1	2	3	2.2	2	1	1	0	2	16	11.8	
vs Colorado	12/22/17	*	32	5-12	.417	0-4	.000	6-8	.750	0	4	4	2.3	4	2	3	0	0	16	12.1	
NORTHERN ILLINOIS	12/29/17	*	25	4-7	.571	3-4	.750	0-0	.000	0	1	1	2.2	0	5	1	0	1	11	12.0	
MICHIGAN	01/02/18	*	23	2-4	.500	0-2	.000	2-2	1.000	0	0	0	2.1	2	1	1	1	0	6	11.6	
OHIO STATE	01/04/18	*	21	3-10	.300	1-2	.500	0-2	.000	2	2	4	2.2	2	3	2	1	0	7	11.4	
at Maryland	01/07/18	*	32	10-16	.625	4-6	.667	1-1	1.000	0	1	1	2.1	0	2	1	0	1	25	12.1	
at Illinois	01/11/18	*	33	4-11	.364	0-4	.000	4-4	1.000	0	2	2	2.1	1	0	1	0	1	12	12.1	
at Rutgers	01/17/18	*	22	1-6	.167	0-3	.000	0-0	.000	0	0	0	2.0	0	1	0	1	0	2	11.6	
PURDUE	01/20/18	*	15	1-7	.143	1-3	.333	0-0	.000	1	2	3	2.0	0	5	0	0	0	3	11.2	
WISCONSIN	01/23/18	*	30	5-12	.417	3-4	.750	2-2	1.000	0	3	3	2.1	0	4	1	0	3	15	11.4	
at Nebraska	01/27/18	*	18	1-6	.167	0-1	.000	0-0	.000	1	1	2	2.1	1	4	1	0	1	2	11.0	
MINNESOTA	01/30/18	*	24	5-10	.500	4-6	.667	2-2	1.000	0	3	3	2.1	2	1	2	0	1	16	11.2	
at Penn State	02/03/18	*	21	1-6	.167	0-1	.000	2-2	1.000	0	1	1	2.1	0	1	0	0	0	4	10.9	
MICHIGAN STATE	02/06/18	*	27	3-8	.375	1-3	.333	4-5	.800	2	2	4	2.2	3	4	1	0	0	11	10.9	
at Ohio State	02/10/18	*	20	2-7	.286	1-3	.333	2-2	1.000	1	2	3	2.2	1	0	0	1	0	7	10.7	
at Michigan	02/14/18	*	26	4-8	.500	1-2	.500	3-3	1.000	1	2	3	2.2	2	2	2	0	2	12	10.8	
Totals			28	668	107-261	.410	42-110	.382	46-52	.885	12	50	62	2.2	40	56	37	6	21	302	10.8

### SEASON / CAREER STATS

#### POINTS

SEASON: 25 AT MARYLAND (1/7/18)  
CAREER: 25 AT MARYLAND (1/7/18)

#### REBOUNDS

SEASON: 4, 4X, LAST VS. MICH STATE (2/6/18)  
CAREER: 6 VS. STETSON (12/5/16)

#### ASSISTS

SEASON: 5, 2X, LAST VS. PURDUE (1/20/18)  
CAREER: 5, 3X, LAST VS. PURDUE (1/20/18)

#### BLOCKS

SEASON: 1, 6X, LAST AT OHIO STATE (2/10/18)  
CAREER: 2, 3X, LAST VS. S. DAKOTA (3/15/17)

#### STEALS

SEASON: 3 VS. WISCONSIN (1/23/18)  
CAREER: 5 VS. INDIANA (3/9/17)

#### MINUTES

SEASON: 33 AT ILLINOIS (1/11/18)  
CAREER: 37 AT NEBRASKA (1/5/17)

#### FIELD GOALS MADE

SEASON: 10 AT MARYLAND (1/7/18)  
CAREER: 10 AT MARYLAND (1/7/18)

#### FIELD GOALS ATTEMPTED

SEASON: 17 VS. LOUISIANA (11/20/17)  
CAREER: 17 VS. LOUISIANA (11/20/17)

#### 3-POINT FIELD GOALS MADE

SEASON: 4, 4X LAST VS. MINNESOTA (1/30/18)  
CAREER: 5 VS. STETSON (12/5/16)

#### 3-POINT FIELD GOALS ATTEMPTED

SEASON: 9 VS. SOUTHERN (12/10/17)  
CAREER: 9, 2X, LAST VS. SOUTHERN (12/10/17)

#### FREE THROWS MADE

SEASON: 10 VS. LOUISIANA (11/20/17)  
CAREER: 10 VS. LOUISIANA (11/20/17)

#### FREE THROWS ATTEMPTED

SEASON: 10 VS. LOUISIANA (11/20/17)  
CAREER: 10 VS. LOUISIANA (11/20/17)

- Ranks fourth on the team, averaging 10.8 points per game
- Scored in double figures 17 times, third most on the squad
- Missed only six free throw attempts this season (46-of-52, .885)
- Netted eight of his 11 points in the second half versus #4 Michigan State
- Tallied 16 points, 13 in the second half, bolstered by 4-of-6 shooting from 3-point range in win over Minnesota
- Credited with a season-high three steals, all in the first half, while also scoring 15 points in win over Wisconsin
- Dished out a team-best five assists with zero turnovers against #3 Purdue
- Netted a career-best 25 points, bolstered by 4-of-6 shooting from 3-point territory, at Maryland
- Tied career high with five assists and netted 11 points, bolstered by 3-of-4 shooting from 3-point range, in win over NIU
- Voted to the Cayman Islands Classic All-Tournament Team, averaging 18 points in three games played
- Poured in a career-best 24 points, bolstered by a perfect 10-of-10 at the FT line, versus Louisiana
- Registered team bests in scoring (18) and steals (2) versus South Dakota State

## PRODUCTION TRACKER

	Season	Career
Scored 10+ Points:	17	26
Scored 15+ Points:	8	12
Scored 20+ Points:	2	3
Had 5+ Assists:	2	3
Had 3+ Blocks:	0	0
Had 3+ Steals:	1	2
Made 3+ 3-Pointers:	6	10
Led Team in Scoring:	4	4
Led Team in Rebounding:	0	0
Led Team in Assists:	3	3
Led Team in Steals:	7	10
Led Team in Blocks:	4	11
Double-Double:	0	0



## CAREER STATS

YEAR	G/GS	FG-A	PCT	3-PT	PCT	FT-A	PCT	RB	AVG	PF-FO	AS	TO	BK	ST	PTS	AVG
Fresh.	34/28	84-204	.412	29-81	.358	23-31	.742	55	1.6	42-1	29	36	13	19	220	6.5
Soph.	28/28	107-261	.410	42-110	.382	46-52	.885	62	2.2	40-0	56	37	6	21	302	10.8
TOTALS	62/56	191-465	.411	71-191	.372	69-83	.831	117	1.9	82-1	85	73	19	40	522	8.4

# 2 JACK NUNGE

Freshman • Forward • 6-11 • 225  
Newburgh, Indiana • New Castle HS



## 2017-18 GAME-BY-GAME STATS

Opponent	Date	gs	min	Total		3-Pointers		Free throws		Rebounds				pts	avg					
				fg-fga	pct	3fg-fga	pct	ft-fa	pct	off	def	tot	avg							
CHICAGO STATE	11/10/17	19	2-4	.500	0-1	.000	6-7	.857	1	3	4	4.0	1	0	2	1	4	10	10.0	
ALABAMA STATE	11/12/17	20	2-6	.333	2-4	.500	0-0	.000	2	3	5	4.5	1	1	1	2	3	6	8.0	
GRAMBLING STATE	11/16/17	27	6-8	.750	3-5	.600	2-4	.500	1	6	7	5.3	0	2	0	1	0	17	11.0	
vs Louisiana	11/20/17	28	3-6	.500	0-1	.000	3-5	.600	2	0	2	4.5	1	0	4	0	1	9	10.5	
vs South Dakota State	11/21/17	25	5-5	1.000	2-2	1.000	2-4	.500	1	1	2	4.0	2	1	2	0	1	14	11.2	
vs UAB	11/22/17 *	14	0-3	.000	0-1	.000	0-0	.000	1	2	3	3.8	2	3	0	0	0	9	9.3	
at Virginia Tech	11/28/17	20	2-4	.500	0-1	.000	0-0	.000	2	4	6	4.1	1	0	1	0	1	4	8.6	
PENN STATE	12/02/17	15	1-1	1.000	0-0	.000	0-0	.000	0	1	1	3.8	2	0	2	3	0	2	7.8	
at Indiana	12/04/17 *	26	4-8	.500	2-4	.500	2-2	1.000	1	5	6	4.0	3	1	0	1	1	12	8.2	
at Iowa State	12/07/17 *	23	7-14	.500	1-5	.200	1-3	.333	4	4	8	4.4	4	4	0	1	0	16	9.0	
SOUTHERN	12/10/17 *	20	2-5	.400	1-2	.500	6-6	1.000	0	2	2	4.2	1	2	1	4	0	11	9.2	
vs Drake	12/16/17 *	10	2-3	.667	0-0	.000	1-1	1.000	0	0	0	3.8	2	0	2	1	0	5	8.8	
SOUTHERN UTAH	12/19/17 *	21	4-5	.800	0-1	.000	1-2	.500	0	4	4	3.8	0	4	1	1	0	9	8.8	
vs Colorado	12/22/17 *	10	1-2	.500	0-1	.000	1-1	1.000	0	1	1	3.6	0	1	0	0	0	3	8.4	
NORTHERN ILLINOIS	12/29/17 *	21	3-8	.375	1-4	.250	0-0	.000	1	1	2	3.5	0	1	1	2	2	7	8.3	
MICHIGAN	01/02/18 *	8	1-3	.333	0-2	.000	0-0	.000	0	0	0	3.3	1	2	0	0	0	2	7.9	
OHIO STATE	01/04/18	8	1-3	.333	1-1	1.000	0-0	.000	1	1	2	3.2	1	0	2	0	0	3	7.6	
at Maryland	01/07/18	3	0-0	.000	0-0	.000	0-0	.000	0	1	1	3.1	0	0	0	0	0	0	7.2	
at Illinois	01/11/18	3	0-0	.000	0-0	.000	0-0	.000	0	0	0	2.9	2	0	1	0	1	0	6.8	
at Rutgers	01/17/18	10	1-2	.500	0-0	.000	0-0	.000	1	1	2	2.9	3	0	1	0	0	2	6.6	
PURDUE	01/20/18	12	0-3	.000	0-2	.000	0-0	.000	1	1	2	2.9	1	2	1	1	2	0	6.3	
WISCONSIN	01/23/18	2	1-1	1.000	0-0	.000	0-0	.000	0	0	0	2.7	1	0	0	0	0	2	6.1	
at Nebraska	01/27/18	22	1-5	.200	1-2	.500	2-2	1.000	1	3	4	2.8	1	1	1	1	1	5	6.0	
MINNESOTA	01/30/18	14	2-5	.400	2-3	.667	0-0	.000	3	0	3	2.8	1	1	0	2	0	6	6.0	
at Penn State	02/03/18	22	2-7	.286	0-0	.000	0-0	.000	2	0	2	2.8	1	0	0	0	0	4	6.0	
MICHIGAN STATE	02/06/18	15	1-3	.333	0-1	.000	0-0	.000	1	1	2	2.7	0	2	2	0	1	2	5.8	
at Ohio State	02/10/18	21	6-12	.500	1-4	.250	5-5	1.000	3	2	5	2.8	0	1	0	0	0	18	6.3	
at Michigan	02/14/18 *	12	0-4	.000	0-2	.000	0-0	.000	1	0	1	2.8	1	1	2	1	0	0	6.0	
Totals		10	451	60-130	.462	17-49	.347	32-42	.762	30	47	77	2.8	33	30	27	22	18	169	6.0

### SEASON / CAREER STATS

#### POINTS

SEASON: 18 AT OHIO STATE (2/10/18)

#### REBOUNDS

SEASON: 8 AT IOWA STATE (12/7/17)

#### ASSISTS

SEASON: 4, 2X, LAST VS. SOUTHERN UTAH (12/19/17)

#### BLOCKS

SEASON: 4 VS. SOUTHERN (12/10/17)

#### STEALS

SEASON: 4 VS. CHICAGO STATE (11/10/17)

#### MINUTES

SEASON: 28 VS. LOUISIANA (11/20/17)

#### FIELD GOALS MADE

SEASON: 7 AT IOWA STATE (12/7/17)

#### FIELD GOALS ATTEMPTED

SEASON: 14 AT IOWA STATE (12/7/17)

#### 3-POINT FIELD GOALS MADE

SEASON: 3 VS. GRAMBLING STATE (11/16/17)

#### 3-POINT FIELD GOALS ATTEMPTED

SEASON: 5, 2X, LAST AT IOWA STATE (12/7/17)

#### FREE THROWS MADE

SEASON: 6, 2X, LAST VS. SOUTHERN (12/10/17)

#### FREE THROWS ATTEMPTED

SEASON: 7 VS. CHICAGO STATE (11/10/17)

- Started his 10th game of the season and first since Jan. 2, in Iowa's last outing at No. 22/21 Michigan
- Iowa's only Indiana native on the roster
- Ranks second on the team in blocked shots (22) and third in steals (18)
- Led team in scoring, netting a season-best 18 points, while also grabbing a team-best five rebounds at #14 Ohio State
- Led team in blocks (2), while also making two 3-pointers and grabbing three rebounds in win over Minnesota
- Scored in double figures for the sixth time, and third straight game, with 11 points and denied a game and personal-best four shots in win over Southern University (Dec. 10)
- Grabbed a game-high eight rebounds to go along with 16 points at Iowa State
- Netted 12 points and snagged a team-best six rebounds at Indiana
- Rejected a game-best three shots and made only field goal attempt versus Penn State
- Netted double figures in three of Iowa's first six games (Chicago State, Grambling State, South Dakota State)
- Dished out a career-best three assists in first career start in Iowa's win over UAB
- Scored 14 points, bolstered by 5-of-5 shooting from the field and 2-of-2 from 3-point range, versus SDSU
- Posted season bests in scoring (17), rebounding (7), and 3-pointers made (3) in win over Grambling State

## PRODUCTION TRACKER

	Season	Career
Scored 10+ Points:	7	7
Scored 15+ Points:	3	3
Scored 20+ Points:	0	0
Had 5+ Assists:	0	0
Had 3+ Blocks:	0	0
Had 3+ Steals:	2	2
Made 3+ 3-Pointers:	1	1
Led Team in Scoring:	2	2
Led Team in Rebounding:	3	3
Led Team in Assists:	0	0
Led Team in Steals:	5	5
Led Team in Blocks:	8	8
Double-Double:	0	0



## CAREER STATS

YEAR	G/GS	FG-A	PCT	3-PT	PCT	FT-A	PCT	RB	AVG	PF-FO	AS	TO	BK	ST	PTS	AVG
Fresh.	28/10	60-130	.462	17-49	.347	32-42	.762	77	2.8	33-0	30	27	22	18	169	6.0

# 35 CORDELL PEMSL

Sophomore • Forward • 6-8 • 240  
Dubuque, Iowa • Wahlert HS



## 2017-18 GAME-BY-GAME STATS

Opponent	Date	gs	min	Total		3-Pointers		Free throws		Rebounds				pts	avg					
				fg-fga	pct	3fg-fga	pct	ft-fa	pct	off	def	tot	avg			pf	a	t/o	blk	stl
CHICAGO STATE	11/10/17	13	2-5	400	0-0	.000	1-3	.333	1	4	5	5.0	4	1	2	0	0	5	5.0	
ALABAMA STATE	11/12/17	24	6-9	.667	0-0	.000	3-8	.375	4	1	5	5.0	1	1	2	1	1	15	10.0	
GRAMBLING STATE	11/16/17	13	0-0	.000	0-0	.000	3-4	.750	1	1	2	4.0	1	1	3	0	0	3	7.7	
vs Louisiana	11/20/17	18	2-3	.667	0-0	.000	0-0	.000	1	7	8	5.0	2	1	2	1	0	4	6.8	
vs South Dakota State	11/21/17	12	0-1	.000	0-0	.000	2-2	1.000	0	3	3	4.6	1	2	1	0	0	2	5.8	
vs UAB	11/22/17	16	0-1	.000	0-0	.000	1-4	.250	0	5	5	4.7	0	4	0	1	0	1	5.0	
at Virginia Tech	11/28/17	21	2-8	.250	0-0	.000	2-2	1.000	7	7	14	6.0	1	6	0	1	0	6	5.1	
PENN STATE	12/02/17	19	4-6	.667	0-0	.000	2-4	.500	0	5	5	5.9	2	1	2	0	0	10	5.8	
at Indiana	12/04/17	18	1-4	.250	0-0	.000	0-1	.000	0	2	2	5.4	2	1	2	1	1	2	5.3	
at Iowa State	12/07/17	17	5-6	.833	0-0	.000	0-0	.000	4	4	8	5.7	1	3	1	0	0	10	5.8	
vs Drake	12/16/17	12	2-3	.667	0-0	.000	2-3	.667	3	5	8	5.9	1	1	1	0	0	6	5.8	
SOUTHERN UTAH	12/19/17	9	3-3	1.000	0-0	.000	2-2	1.000	0	4	4	5.8	1	0	1	0	1	8	6.0	
vs Colorado	12/22/17	25	3-7	.429	0-0	.000	4-5	.800	4	4	8	5.9	1	2	1	2	0	10	6.3	
NORTHERN ILLINOIS	12/29/17	23	4-8	.500	0-0	.000	1-2	.500	0	4	4	5.8	2	4	1	1	1	9	6.5	
MICHIGAN	01/02/18	17	2-3	.667	0-0	.000	2-2	1.000	0	4	4	5.7	2	2	0	0	0	6	6.5	
OHIO STATE	01/04/18	18	0-1	.000	0-0	.000	1-2	.500	0	5	5	5.6	1	1	2	0	0	1	6.1	
at Maryland	01/07/18	21	0-2	.000	0-0	.000	2-2	1.000	0	2	2	5.4	1	2	3	0	0	2	5.9	
at Illinois	01/11/18	7	2-2	1.000	0-0	.000	0-0	.000	2	1	3	5.3	4	0	2	0	0	4	5.8	
at Rutgers	01/17/18	17	2-3	.667	0-0	.000	0-0	.000	2	4	6	5.3	1	1	0	0	0	4	5.7	
PURDUE	01/20/18	18	1-3	.333	0-0	.000	0-0	.000	2	4	6	5.4	2	0	1	0	0	2	5.5	
WISCONSIN	01/23/18	29	2-2	1.000	0-0	.000	7-8	.875	1	6	7	5.4	4	1	3	1	0	11	5.8	
at Nebraska	01/27/18	18	5-6	.833	0-0	.000	0-1	.000	0	2	2	5.3	2	2	1	0	0	10	6.0	
MINNESOTA	01/30/18	21	4-4	1.000	0-0	.000	2-3	.667	0	6	6	5.3	2	2	1	0	0	10	6.1	
at Penn State	02/03/18	19	3-6	.500	0-0	.000	3-5	.600	1	2	3	5.2	2	0	3	0	0	9	6.3	
MICHIGAN STATE	02/06/18	19	4-4	1.000	0-0	.000	3-4	.750	2	5	7	5.3	3	2	0	1	1	11	6.4	
at Ohio State	02/10/18	12	2-2	1.000	0-0	.000	0-0	.000	1	0	1	5.1	1	1	1	0	0	4	6.3	
at Michigan	02/14/18	18	1-4	.250	0-0	.000	0-0	.000	0	3	3	5.0	2	2	2	0	1	2	6.2	
Totals		0	474	62-106	.585	0-0	.000	43-67	.642	36	100	136	5.0	47	44	38	10	6	167	6.2

### SEASON / CAREER STATS

#### POINTS

SEASON: 15 VS. ALABAMA STATE (11/12/17)  
CAREER: 21 VS. STETSON (12/5/16)

#### REBOUNDS

SEASON: 14 AT VIRGINIA TECH (11/28/17)  
CAREER: 14 AT VIRGINIA TECH (11/28/17)

#### ASSISTS

SEASON: 6 AT VIRGINIA TECH (11/28/17)  
CAREER: 6 AT VIRGINIA TECH (11/28/17)

#### BLOCKS

SEASON: 2 VS. COLORADO (12/22/17)  
CAREER: 3 VS. RUTGERS (1/8/17)

#### STEALS

SEASON: 1, 6X, LAST AT. MICHIGAN (2/14/18)  
CAREER: 4 VS. SOUTH DAKOTA (3/15/17)

#### MINUTES

SEASON: 29 VS. WISCONSIN (1/23/18)  
CAREER: 34 AT NEBRASKA (1/5/17)

#### FIELD GOALS MADE

SEASON: 6 VS. ALABAMA STATE (11/12/17)  
CAREER: 9 VS. STETSON (12/5/16)

#### FIELD GOALS ATTEMPTED

SEASON: 9 VS. ALABAMA STATE (11/12/17)  
CAREER: 12 VS. INDIANA (3/9/17)

#### 3-POINT FIELD GOALS MADE

SEASON: ---  
CAREER: ---

#### 3-POINT FIELD GOALS ATTEMPTED

SEASON: ---  
CAREER: 1 VS. SETON HALL (11/17/16)

#### FREE THROWS MADE

SEASON: 7 VS. WISCONSIN (1/23/18)  
CAREER: 7 VS. WISCONSIN (1/23/18)

#### FREE THROWS ATTEMPTED

SEASON: 8, 2X, LAST VS. WISCONSIN (1/23/18)  
CAREER: 8, 3X, LAST VS. WISCONSIN (1/23/18)

- Tallied double figures in four of the last seven games (Wisconsin, Nebraska, Minnesota, and #4 Michigan State)
- Led team in rebounding (7), while also scoring nine of his 11 points in the second half versus #4 Michigan State
- Attempted at least one free throw in 20 of 27 games played
- Ranks third on the squad in rebounding, pulling down five per contest
- Snagged eight rebounds and scored six points in 26-point win over Drake
- Posted team highs in rebounding (8), assists (2), and blocks (2) while also scoring 10 points in win over Colorado
- Missed Southern University game due to deep laceration of right leg sustained at Iowa State
- Registered 10 points, three assists, and a team-best eight rebounds before leaving game due to injury at ISU
- Posted game and career highs in rebounding (14) and assists (6) at Virginia Tech
- Tallied a game-best 15 points, bolstered by 6-of-9 shooting from the field, in Iowa's win over Alabama State
- Shared team high assists honors with a season-best four in Iowa's win over UAB
- Made a school single-season record 61.7 percent of his field goal attempts as a freshman, besting Russ Millard's 60.9 percent set in 1996

## PRODUCTION TRACKER

	Season	Career
Scored 10+ Points:	7	22
Scored 15+ Points:	1	6
Scored 20+ Points:	0	1
Had 5+ Assists:	1	2
Had 3+ Blocks:	0	1
Had 3+ Steals:	0	0
Made 3+ 3-Pointers:	0	0
Led Team in Scoring:	1	3
Led Team in Rebounding:	5	11
Led Team in Assists:	3	3
Led Team in Steals:	1	6
Led Team in Blocks:	4	13
Double-Double:	0	1



## CAREER STATS

YEAR	G/GS	FG-A	PCT	3-PT	PCT	FT-A	PCT	RB	AVG	PF-FO	AS	TO	BK	ST	PTS	AVG
Fresh.	34/14	116-188	.617	0-1	.000	69-120	.575	169	5.0	84-0	37	53	24	25	301	8.9
Soph.	27/0	62-106	.585	0-0	.000	43-67	.642	136	5.0	47-0	44	38	10	6	167	6.2
<b>TOTALS</b>	<b>61/14</b>	<b>178-294</b>	<b>.605</b>	<b>0-1</b>	<b>.000</b>	<b>112-187</b>	<b>.599</b>	<b>305</b>	<b>5.0</b>	<b>131-0</b>	<b>81</b>	<b>91</b>	<b>34</b>	<b>31</b>	<b>468</b>	<b>7.7</b>

# 11 CHARLIE ROSE

Senior • Guard • 6-4 • 190  
Elmhurst, Illinois • York Community



## 2017-18 GAME-BY-GAME STATS

Opponent	Date	gs	min	Total		3-Pointers		Free throws		Rebounds				pf	a	t/o	blk	stl	pts	avg
				fg-fga	pct	3fg-fga	pct	ft-fa	pct	off	def	tot	avg							
CHICAGO STATE	11/10/17	3		0-0	.000	0-0	.000	0-0	.000	0	0	0	0	0.0	1	0	0	0	0	0.0
ALABAMA STATE	11/12/17	4		1-2	.500	0-1	.000	0-0	.000	1	0	1	0.5	0	0	1	0	0	2	1.0
SOUTHERN	12/10/17	2		0-1	.000	0-1	.000	0-0	.000	0	1	1	0.7	0	0	0	0	0	0.7	
vs Drake	12/16/17	1		1-1	1.000	0-0	.000	0-0	.000	0	0	0	0.5	0	0	0	0	0	2	1.0
SOUTHERN UTAH	12/19/17	2		0-1	.000	0-1	.000	0-0	.000	0	1	1	0.6	0	1	1	0	0	0.8	
NORTHERN ILLINOIS	12/29/17	2		0-0	.000	0-0	.000	0-0	.000	0	0	0	0.5	0	1	0	0	0	0.7	
PURDUE	01/20/18	0		1-1	1.000	0-0	.000	0-0	.000	0	0	0	0.4	0	0	0	0	0	2	0.9
<b>Totals</b>		<b>0</b>	<b>14</b>	<b>3-6</b>	<b>.500</b>	<b>0-3</b>	<b>.000</b>	<b>0-0</b>	<b>.000</b>	<b>1</b>	<b>2</b>	<b>3</b>	<b>0.4</b>	<b>1</b>	<b>2</b>	<b>2</b>	<b>0</b>	<b>0</b>	<b>6</b>	<b>0.9</b>

### SEASON / CAREER STATS

#### POINTS

SEASON: 2, 2X, LAST VS. PURDUE (1/20/18)  
CAREER: 3 VS. NORTH DAKOTA ST (11/17/14)

#### REBOUNDS

SEASON: 1, 3X, LAST VS. SOUTHERN UTAH (12/19/17)  
CAREER: 1, 4X, LAST VS. SOUTHERN UTAH (12/19/17)

#### ASSISTS

SEASON: 1, 2X, LAST VS. N. ILLINOIS (12/29/17)  
CAREER: 1, 3X, LAST VS. SOUTHERN UTAH (12/19/17)

#### BLOCKS

SEASON: ---  
CAREER: ---

#### STEALS

SEASON: ---  
CAREER: ---

#### MINUTES

SEASON: 3 VS. CHICAGO STATE (11/10/17)  
CAREER: 3, 4X, LAST VS. CHICAGO ST (11/10/17)

#### FIELD GOALS MADE

SEASON: 1, 2X, LAST VS. PURDUE (1/20/18)  
CAREER: 1, 4X, LAST VS. PURDUE (1/20/18)

#### FIELD GOALS ATTEMPTED

SEASON: 2 VS. ALABAMA STATE (11/12/17)  
CAREER: 2, 2X, LAST VS. ALABAMA ST (11/12/17)

#### 3-POINT FIELD GOALS MADE

SEASON: ---  
CAREER: 1 VS. NORTH DAKOTA ST (11/17/14)

#### 3-POINT FIELD GOALS ATTEMPTED

SEASON: 1, 3X, LAST VS. SOUTHERN UTAH (12/19/17)  
CAREER: 1, 4X, LAST VS. SOUTHERN UTAH (12/19/17)

#### FREE THROWS MADE

SEASON: ---  
CAREER: ---


#### FREE THROWS ATTEMPTED

SEASON: ---  
CAREER: ---

- Non-scholarship athlete
- Scored a basket in the final seconds against #3 Purdue
- Had an assist in victory over Northern Illinois
- Played in seven games this season, scoring his first bucket in win over Alabama State
- Scored a bucket in the remaining seconds in Iowa's 26-point win over Drake

## PRODUCTION TRACKER

	Season	Career
Scored 10+ Points:	0	0
Scored 15+ Points:	0	0
Scored 20+ Points:	0	0
Had 5+ Assists:	0	0
Had 3+ Blocks:	0	0
Had 3+ Steals:	0	0
Made 3+ 3-Pointers:	0	0
Led Team in Scoring:	0	0
Led Team in Rebounding:	0	0
Led Team in Assists:	0	0
Led Team in Steals:	0	0
Led Team in Blocks:	0	0
Double-Double:	0	0



## CAREER STATS

YEAR	G/GS	FG-A	PCT	3-PT	PCT	FT-A	PCT	RB	AVG	PF-FO	AS	TO	BK	ST	PTS	AVG
Fresh.	8/0	1-1	1.000	1-1	1.000	0-0	.000	0	0.0	0-0	1	1	0	0	3	0.4
Junior	7/0	1-3	.333	0-1	.000	0-0	.000	1	0.2	3-0	1	1	0	0	2	0.3
Senior	7/0	3-6	.500	0-3	.000	0-0	.000	3	0.4	1-0	2	2	0	0	6	0.9
<b>TOTALS</b>	<b>22/0</b>	<b>5-10</b>	<b>.500</b>	<b>1-5</b>	<b>.200</b>	<b>0-0</b>	<b>.000</b>	<b>4</b>	<b>0.2</b>	<b>4-0</b>	<b>4</b>	<b>4</b>	<b>0</b>	<b>0</b>	<b>11</b>	<b>0.5</b>

# 20 RILEY TILL

RS-Freshman • Forward • 6-7 • 200  
Dubuque, Iowa • Wahlert HS



## 2017-18 GAME-BY-GAME STATS

Opponent	Date	gs	min	Total		3-Pointers		Free throws		Rebounds				pf	a	t/o	blk	stl	pts	avg
				fg-fga	pct	3fg-fga	pct	ft-fa	pct	off	def	tot	avg							
CHICAGO STATE	11/10/17	5		0-0	.000	0-0	.000	0-0	.000	0	1	1	1.0	0	0	1	0	1	0	0.0
ALABAMA STATE	11/12/17	4		0-1	.000	0-1	.000	0-0	.000	0	0	0	0.5	0	0	0	0	0	0.0	
vs South Dakota State	11/21/17	0		0-0	.000	0-0	.000	0-0	.000	0	0	0	0.3	0	0	0	0	0	0.0	
SOUTHERN	12/10/17	4		0-2	.000	0-2	.000	0-0	.000	0	0	0	0.3	1	0	0	0	0	0.0	
vs Drake	12/16/17	2		0-0	.000	0-0	.000	0-0	.000	0	0	0	0.2	0	0	0	0	0	0.0	
SOUTHERN UTAH	12/19/17	3		1-1	1.000	0-0	.000	0-0	.000	0	0	0	0.2	1	0	0	0	0	2 0.3	
NORTHERN ILLINOIS	12/29/17	2		0-1	.000	0-1	.000	0-0	.000	0	0	0	0.1	0	0	0	0	1	0 0.3	
PURDUE	01/20/18	2		0-0	.000	0-0	.000	0-0	.000	0	0	0	0.1	0	0	0	0	0	0 0.3	
Totals		0	22	1-5	.200	0-4	.000	0-0	.000	0	1	1	0.1	2	0	1	0	2	2 0.3	

### SEASON / CAREER STATS

#### POINTS

SEASON: 2 vs. SOUTHERN UTAH (12/19/17)

#### REBOUNDS

SEASON: 1 vs. ALABAMA STATE (11/12/17)

#### ASSISTS

SEASON: ---

#### BLOCKS

SEASON: ---

#### STEALS

SEASON: 1, 2X, LAST vs. N. ILLINOIS (12/29/17)

#### MINUTES

SEASON: 5 vs. CHICAGO STATE (11/10/17)

#### FIELD GOALS MADE

SEASON: 1 vs. SOUTHERN UTAH (12/19/17)

#### FIELD GOALS ATTEMPTED

SEASON: 2 vs. SOUTHERN (12/10/17)

#### 3-POINT FIELD GOALS MADE

SEASON: ---

#### 3-POINT FIELD GOALS ATTEMPTED

SEASON: 2 vs. SOUTHERN (12/10/17)

#### FREE THROWS MADE

SEASON: ---


#### FREE THROWS ATTEMPTED

SEASON: ---

- Non-scholarship athlete
- Played limited minutes in eight games this season
- Redshirted last season as a true freshman

## PRODUCTION TRACKER

	Season	Career
Scored 10+ Points:	0	0
Scored 15+ Points:	0	0
Scored 20+ Points:	0	0
Had 5+ Assists:	0	0
Had 3+ Blocks:	0	0
Had 3+ Steals:	0	0
Made 3+ 3-Pointers:	0	0
Led Team in Scoring:	0	0
Led Team in Rebounding:	0	0
Led Team in Assists:	0	0
Led Team in Steals:	0	0
Led Team in Blocks:	0	0
Double-Double:	0	0



## CAREER STATS

YEAR	G/GS	FG-A	PCT	3-PT	PCT	FT-A	PCT	RB	AVG	PF-FO	AS	TO	BK	ST	PTS	AVG
Fresh.	8/0	1-5	.200	0-4	.000	0-0	.000	1	0.1	2-0	0	1	0	2	2	0.3

# 25 DOM UHL

Senior • Forward • 6-9 • 220  
Frankfurt, Germany • Point Pleasant Beach HS (NJ)



## 2017-18 GAME-BY-GAME STATS

Opponent	Date	gs	min	Total		3-Pointers		Free throws		Rebounds				pf	a	t/o	blk	stl	pts	avg
				fg-fga	pct	3fg-fga	pct	ft-fa	pct	off	def	tot	avg							
CHICAGO STATE	11/10/17	8		0-1	.000	0-1	.000	1-2	.500	0	3	3	3.0	2	0	2	1	0	1	1.0
ALABAMA STATE	11/12/17	8		1-2	.500	0-0	.000	0-2	.000	2	2	4	3.5	0	1	0	0	0	2	1.5
vs South Dakota State	11/21/17	2		0-0	.000	0-0	.000	0-0	.000	0	0	0	2.3	0	0	0	0	0	1.0	
vs UAB	11/22/17	2		0-0	.000	0-0	.000	0-0	.000	0	0	0	1.8	0	0	1	0	0	0.8	
at Indiana	12/04/17	2		0-1	.000	0-0	.000	0-0	.000	0	0	0	1.4	0	0	1	0	0	0.6	
SOUTHERN	12/10/17	4		0-0	.000	0-0	.000	0-0	.000	0	1	1	1.3	0	0	0	0	0	0.5	
vs Drake	12/16/17	2		0-0	.000	0-0	.000	0-0	.000	0	0	0	1.1	0	0	1	0	0	0.4	
SOUTHERN UTAH	12/19/17	3		0-0	.000	0-0	.000	0-0	.000	0	1	1	1.1	0	1	0	1	0	0.4	
NORTHERN ILLINOIS	12/29/17	4		0-0	.000	0-0	.000	0-0	.000	0	0	0	1.0	0	0	0	0	0	0.3	
at Rutgers	01/17/18	3		0-0	.000	0-0	.000	0-0	.000	0	0	0	0.9	1	0	0	0	0	0.3	
PURDUE	01/20/18	8		1-2	.500	0-0	.000	0-0	.000	0	2	2	1.0	1	1	1	0	0	2.0	
at Nebraska	01/27/18	7		0-1	.000	0-0	.000	0-0	.000	1	0	1	1.0	2	1	0	0	0	0.4	
MINNESOTA	01/30/18	2		0-1	.000	0-0	.000	0-0	.000	0	0	0	0.9	0	0	0	0	0	0.4	
at Penn State	02/03/18	8		0-0	.000	0-0	.000	0-0	.000	1	2	3	1.1	0	2	0	0	0	0.4	
at Ohio State	02/10/18	2		0-0	.000	0-0	.000	0-0	.000	0	1	1	1.1	0	0	1	0	0	0.3	
Totals		0	65	2-8	.250	0-1	.000	1-4	.250	4	12	16	1.1	6	6	7	2	0	5	0.3

### SEASON / CAREER STATS

#### POINTS

SEASON: 2, 2X, LAST VS. PURDUE (1/20/18)  
CAREER: 18 VS. COPPIN STATE (11/15/15)

#### REBOUNDS

SEASON: 4 VS. ALABAMA STATE (11/12/17)  
CAREER: 10, 2X, LAST VS. SETON HALL (11/17/16)

#### ASSISTS

SEASON: 2 AT PENN STATE (2/3/18)  
CAREER: 6 VS. OHIO STATE (1/28/17)

#### BLOCKS

SEASON: 1, 2X, LAST VS. SOUTHERN UTAH (12/19/17)  
CAREER: 5 VS. RUTGERS (1/8/17)

#### STEALS

SEASON: ---  
CAREER: 3 AT MARQUETTE (11/19/15)

#### MINUTES

SEASON: 8, 4X, LAST AT PENN STATE (2/3/18)  
CAREER: 28 VS. DRAKE (12/19/15)

#### FIELD GOALS MADE

SEASON: 1, 2X, LAST VS. PURDUE (1/20/18)  
CAREER: 7 VS. COPPIN STATE (11/15/15)

#### FIELD GOALS ATTEMPTED

SEASON: 2 2X, LAST VS. PURDUE (1/20/18)  
CAREER: 10, 2X, LAST VS. UMKC (12/5/15)

#### 3-POINT FIELD GOALS MADE

SEASON: ---  
CAREER: 3 VS. COPPIN STATE (11/15/15)

#### 3-POINT FIELD GOALS ATTEMPTED

SEASON: 2 VS. ALABAMA STATE (11/12/17)  
CAREER: 5, 2X, LAST VS. COPPIN ST (11/15/15)

#### FREE THROWS MADE

SEASON: 1 VS. CHICAGO STATE (11/10/17)  
CAREER: 6, 2X, LAST VS. KENN. ST. (11/11/16)

#### FREE THROWS ATTEMPTED

SEASON: 2, 2X, LAST VS. ALABAMA ST (11/12/17)  
CAREER: 10, 2X, LAST VS. KENN. ST. (11/11/16)

- Seen limited minutes in 15 games

## PRODUCTION TRACKER

	Season	Career
Scored 10+ Points:	0	9
Scored 15+ Points:	0	2
Scored 20+ Points:	0	0
Had 5+ Assists:	0	1
Had 3+ Blocks:	0	2
Had 3+ Steals:	0	1
Made 3+ 3-Pointers:	0	1
Led Team in Scoring:	0	1
Led Team in Rebounding:	0	5
Led Team in Assists:	0	0
Led Team in Steals:	0	5
Led Team in Blocks:	0	8
Double-Double:	0	1



## CAREER STATS

YEAR	G/GS	FG-A	PCT	3-PT	PCT	FT-A	PCT	RB	AVG	PF-FO	AS	TO	BK	ST	PTS	AVG
Fresh.	33/0	26-72	.361	5-27	.185	11-21	.524	61	1.8	25-0	14	23	7	8	68	2.1
Soph.	33/1	69-166	.416	27-60	.450	34-58	.586	119	3.6	40-0	27	25	12	16	199	6.0
Junior	32/7	34-97	.351	10-42	.238	35-52	.673	102	3.2	31-0	38	31	9	5	113	3.5
Senior	15/0	2-8	.250	0-1	.000	1-4	.250	16	1.1	6-0	6	7	2	0	5	0.3
<b>TOTALS</b>	<b>113/8</b>	<b>131-343</b>	<b>.382</b>	<b>42-130</b>	<b>.323</b>	<b>81-135</b>	<b>.600</b>	<b>298</b>	<b>2.6</b>	<b>102-0</b>	<b>85</b>	<b>86</b>	<b>30</b>	<b>29</b>	<b>385</b>	<b>3.4</b>

# AHMAD WAGNER

Junior • Forward • 6-7 • 235  
Yellow Springs, Ohio • Wayne HS



## 2017-18 GAME-BY-GAME STATS

Opponent	Date	gs	min	Total		3-Pointers		Free throws		Rebounds				pf	a	t/o	blk	stl	pts	avg	
				fg-fga	pct	3fg-fga	pct	ft-fa	pct	off	def	tot	avg								
CHICAGO STATE	11/10/17	*	19	0-2	.000	0-0	.000	2-4	.500	2	4	6	6.0	2	4	1	0	0	2	2.0	
ALABAMA STATE	11/12/17	*	12	2-3	.667	1-1	1.000	0-2	.000	4	3	7	6.5	1	1	1	0	1	5	3.5	
GRAMBLING STATE	11/16/17	*	12	0-0	.000	0-0	.000	1-2	.500	0	1	1	4.7	0	1	2	1	1	1	2.7	
vs Louisiana	11/20/17	*	11	0-1	.000	0-0	.000	0-0	.000	0	1	1	3.8	1	1	2	0	1	0	2.0	
vs South Dakota State	11/21/17	*	17	5-6	.833	1-1	1.000	0-0	.000	2	1	3	3.6	3	1	1	0	1	11	3.8	
at Virginia Tech	11/28/17	*	12	1-3	.333	0-0	.000	0-0	.000	1	1	2	3.3	1	0	1	0	0	2	3.5	
PENN STATE	12/02/17		10	1-2	.500	0-0	.000	0-0	.000	0	1	1	3.0	2	0	0	0	0	2	3.3	
at Indiana	12/04/17		20	2-8	.250	0-1	.000	0-0	.000	4	0	4	3.1	4	0	1	0	1	4	3.4	
at Iowa State	12/07/17		5	1-1	1.000	0-0	.000	0-0	.000	0	1	1	2.9	0	0	1	1	0	2	3.2	
SOUTHERN	12/10/17		11	0-0	.000	0-0	.000	1-2	.500	0	3	3	2.9	3	0	1	0	0	1	3.0	
vs Drake	12/16/17		7	0-1	.000	0-1	.000	0-0	.000	1	0	1	2.7	1	1	0	0	0	0	2.7	
SOUTHERN UTAH	12/19/17		1	0-0	.000	0-0	.000	0-0	.000	0	0	0	2.5	0	0	0	0	0	0	2.5	
NORTHERN ILLINOIS	12/29/17		11	0-1	.000	0-1	.000	0-0	.000	1	2	3	2.5	2	4	0	0	0	0	2.3	
MICHIGAN	01/02/18		8	0-0	.000	0-0	.000	0-0	.000	0	0	0	2.4	1	1	0	0	0	0	2.1	
OHIO STATE	01/04/18		9	0-0	.000	0-0	.000	0-1	.000	2	1	3	2.4	2	1	0	0	0	0	2.0	
at Maryland	01/07/18		10	1-2	.500	0-1	.000	0-0	.000	1	1	2	2.4	1	0	1	0	0	2	2.0	
at Illinois	01/11/18		2	0-0	.000	0-0	.000	0-0	.000	0	0	0	2.2	1	0	1	0	0	0	1.9	
at Rutgers	01/17/18		3	0-0	.000	0-0	.000	0-0	.000	0	0	0	2.1	0	0	0	0	0	0	1.8	
PURDUE	01/20/18		7	0-1	.000	0-0	.000	0-1	.000	0	0	0	2.0	1	0	1	0	0	0	1.7	
WISCONSIN	01/23/18		14	1-1	1.000	0-0	.000	1-2	.500	1	0	1	2.0	2	0	0	0	0	3	1.8	
at Nebraska	01/27/18		7	2-3	.667	0-0	.000	0-0	.000	0	1	1	1.9	3	0	0	0	0	4	1.9	
MINNESOTA	01/30/18		3	0-0	.000	0-0	.000	0-0	.000	0	0	0	1.8	0	0	1	0	0	0	1.8	
at Penn State	02/03/18		4	0-0	.000	0-0	.000	0-0	.000	0	0	0	1.7	0	0	0	0	0	0	1.7	
MICHIGAN STATE	02/06/18		4	1-1	1.000	0-0	.000	0-1	.000	0	0	0	1.7	0	0	0	0	0	2	1.7	
at Ohio State	02/10/18	*	13	1-2	.500	0-0	.000	0-0	.000	0	1	1	1.6	3	0	0	0	0	2	1.7	
Totals			7	232	18-38	.474	2-6	.333	5-15	.333	19	22	41	1.6	34	15	15	2	5	43	1.7

### SEASON / CAREER STATS

#### POINTS

SEASON: 11 vs. SDSU (11/21/17)  
CAREER: 12, 4X, LAST AT ILLINOIS (1/25/17)

#### REBOUNDS

SEASON: 7 vs. ALABAMA STATE (11/12/17)  
CAREER: 9, 2X, LAST vs. SAVANNAH ST (11/13/16)

#### ASSISTS

SEASON: 4, 2X, LAST vs. N. ILLINOIS (12/29/17)  
CAREER: 5 AT NORTHWESTERN (1/15/17)

#### BLOCKS

SEASON: 1, 2X, LAST AT IOWA STATE, 12/7/17  
CAREER: 4 vs. KENNESAW STATE (11/11/16)

#### STEALS

SEASON: 1, 5X, LAST AT INDIANA (12/4/17)  
CAREER: 3 vs. NORTHWESTERN (1/31/16)

#### MINUTES

SEASON: 20 AT INDIANA (12/4/17)  
CAREER: 26 vs. NORTHERN IOWA (12/17/16)

#### FIELD GOALS MADE

SEASON: 5 vs. SDSU (11/21/17)  
CAREER: 5, 3X, LAST vs. SDSU (11/21/17)

#### FIELD GOALS ATTEMPTED

SEASON: 8 AT INDIANA (12/4/17)  
CAREER: 8, 2X, LAST AT INDIANA (12/4/17)

#### 3-POINT FIELD GOALS MADE

SEASON: 1, 2X, LAST vs. SDSU (11/21/17)  
CAREER: 1, 2X, LAST vs. SDSU (11/21/17)

#### 3-POINT FIELD GOALS ATTEMPTED

SEASON: 1, 4X, LAST vs. DRAKE (12/16/17)  
CAREER: 1, 7X, LAST vs. DRAKE (12/16/17)

#### FREE THROWS MADE

SEASON: 2 vs. CHICAGO STATE (11/10/17)  
CAREER: 6 vs. MARYLAND (1/19/17)

#### FREE THROWS ATTEMPTED

SEASON: 4 vs. CHICAGO STATE (11/10/17)  
CAREER: 8 vs. MARYLAND (1/19/17)

- Did not play in Iowa's last game versus #22/21 Michigan due to illness
- Tied a career high with four assists in win over Northern Illinois
- Started seven games this season, including Iowa's last contest in his home state at #14 Ohio State
- Missed two games due to injury: UAB (shoulder) and Colorado (ankle)
- Made his first career 3-pointer in the first half of win over Alabama State
- Netted a season-best 11 points, including making second career triple, versus SDSU at Cayman Islands Classic

## PRODUCTION TRACKER

	Season	Career
Scored 10+ Points:	1	6
Scored 15+ Points:	0	0
Scored 20+ Points:	0	0
Had 5+ Assists:	0	1
Had 3+ Blocks:	0	1
Had 3+ Steals:	0	1
Made 3+ 3-Pointers:	0	0
Led Team in Scoring:	0	0
Led Team in Rebounding:	1	2
Led Team in Assists:	0	2
Led Team in Steals:	1	7
Led Team in Blocks:	1	6
Double-Double:	0	0



## CAREER STATS

YEAR	G/GS	FG-A	PCT	3-PT	PCT	FT-A	PCT	RB	AVG	PF-FO	AS	TO	BK	ST	PTS	AVG
Fresh.	32/0	32-47	.681	0-1	.000	19-37	.514	84	2.6	49-2	6	11	13	9	83	2.6
Soph.	34/18	63-123	.512	0-2	.000	38-82	.463	116	3.4	71-0	46	30	14	27	164	4.8
Junior	25/7	18-38	.474	2-6	.333	5-15	.333	41	1.6	34-0	15	15	2	5	43	1.7
TOTALS	91/25	113-208	.543	2-9	.222	62-134	.463	241	2.6	154-2	67	56	29	41	290	3.2



# GAME-BY-GAME RESULTS

Overall: 12-16      Big Ten: 3-12      Home: 8-5      Away: 1-9      Neutral: 3-2

Date	Opponent	Result	Attend.	Top Scorer	Top Rebounder
Nov. 10	Chicago State	W, 95-62	12,100	Luka Garza, 16	Wagner/Cook, 6
Nov. 12	Alabama State	W, 92-58	11,637	Cordell PemsI, 15	Luka Garza, 13
Nov. 16	Grambling State	W, 85-74	10,540	Jack Nunge, 17	Luka Garza, 9
^ Nov. 20	vs. Louisiana	L, 71-80	1,200	Isaiah Moss, 24	Cordell PemsI, 8
^ Nov. 21	vs. South Dakota State	L, 72-80	1,275	Isaiah Moss, 18	Luka Garza, 10
^ Nov. 22	vs. UAB	W, 95-85	1,020	Jordan Bohannon, 30	Luka Garza, 7
\$ Nov. 28	at Virginia Tech	L, 55-79	7,101	Tyler Cook, 16	Cordell PemsI, 14
* Dec. 2	Penn State	L, 73-77	12,805	Tyler Cook, 23	Tyler Cook, 12
* Dec. 4	at Indiana	L, 64-77	17,222	Brady Ellingson, 16	Jack Nunge, 6
+ Dec. 7	at Iowa State	L, 78-84	14,384	Jordan Bohannon, 19	Nunge/Cook/PemsI, 8
Dec. 10	Southern	W, 91-60	11,397	Luka Garza, 23	Luka Garza, 13
# Dec. 16	vs. Drake	W, 90-64	13,828	Tyler Cook, 23	Nicholas Baer, 14
Dec. 19	Southern Utah	W, 92-64	10,220	Luka Garza, 17	Nicholas Baer, 10
@ Dec. 22	vs. Colorado	W, 80-73	3,250	Moss/Dailey, 16	Cordell PemsI, 8
Dec. 29	Northern Illinois	W, 98-75	14,665	Luka Garza, 25	Luka Garza, 7
* Jan. 2	Michigan	L, 68-75	11,363	Tyler Cook, 28	Tyler Cook, 8
* Jan. 4	Ohio State	L, 81-92	10,933	Tyler Cook, 21	Tyler Cook, 9
* Jan. 7	at Maryland	L, 73-91	13,352	Isaiah Moss, 25	Nicholas Baer, 11
* Jan. 11	at Illinois	W, 104-97	11,326	Jordan Bohannon, 29	Tyler Cook, 13
* Jan. 17	at Rutgers	L, 64-80	4,002	Jordan Bohannon, 23	Tyler Cook, 10
* Jan. 20	#3/3 Purdue	L, 64-87	14,822	Luka Garza, 19	Nicholas Baer, 7
* Jan. 23	Wisconsin	W, 85-67	11,563	Cook/Garza, 17	Luka Garza, 16
* Jan. 27	at Nebraska	L, 84-98	15,268	Bohannon/Cook, 24	Tyler Cook, 10
* Jan. 30	Minnesota	W, 94-80	10,371	Jordan Bohannon, 20	Tyler Cook, 10
* Feb. 3	at Penn State	L, 58-82	10,394	Tyler Cook, 19	Cook/Baer/Garza, 6
* Feb. 6	#4/4 Michigan State	L, 93-96	11,350	Tyler Cook, 26	Cordell PemsI, 7
* Feb. 10	at #14/16 Ohio State	L, 64-82	18,809	Jack Nunge, 18	Jack Nunge, 5
* Feb. 14	at #22/21 Michigan	L, 59-74	10,731	Luka Garza, 22	Tyler Cook, 8

^ - Cayman Islands Classic -- George Town, Cayman Islands

\$ - Big Ten/ACC Challenge

+ - Iowa Corn Cy-Hawk Series

# - The Hy-Vee Classic -- Des Moines, Iowa

@ - Played in Sioux Falls, South Dakota

\* - Big Ten Conference Game

% - Big Ten Tournament -- New York City

Attendance Summary	Games	Totals	Average
Home	13	153,766	11,828
Away	10	122,031	12,203
Neutral	5	20,573	4,114
<b>Totals</b>	<b>28</b>	<b>296,370</b>	<b>10,584</b>





# GAME-BY-GAME STATISTICS

Team	Score	FG-A	PCT	3-PT. FG	PCT	FT-A	PCT	REB	PF	AS	TO	BS	ST
at Iowa	95	31-52	.596	12-22	.545	21-35	.600	38	19	23	17	7	8
Chicago State	62	23-61	.377	6-26	.231	10-18	.556	33	33	10	20	2	9
at Iowa	92	32-68	.471	11-29	.379	17-33	.515	53	14	25	9	6	9
Alabama State	58	24-64	.375	4-14	.286	6-11	.545	38	22	10	17	6	5
at Iowa	85	25-46	.543	8-20	.400	27-36	.750	36	14	20	13	6	8
Grambling State	74	29-68	.426	10-24	.417	6-6	1.000	27	25	19	11	2	7
Iowa	71	22-60	.367	6-19	.316	21-26	.808	39	19	10	15	2	6
vs. Louisiana	80	30-61	.492	5-21	.238	15-22	.682	39	23	25	13	5	9
Iowa	72	28-55	.509	8-21	.381	8-15	.533	35	17	16	15	3	4
vs. South Dakota State	80	27-61	.443	10-20	.500	16-19	.842	32	15	10	11	1	9
Iowa	95	30-50	.600	8-13	.615	27-35	.771	29	18	18	11	4	3
vs. UAB	85	31-69	.449	7-25	.280	16-18	.889	35	22	15	9	1	7
Iowa	55	22-66	.333	5-20	.250	6-10	.600	44	20	11	14	5	5
at Virginia Tech	79	25-58	.431	7-23	.304	22-28	.786	40	13	15	10	4	6
at Iowa	73	28-55	.509	4-12	.333	13-21	.619	39	15	16	18	6	5
Penn State	77	28-64	.438	12-23	.522	9-11	.818	30	22	19	14	7	8
Iowa	64	25-65	.385	10-24	.417	4-9	.444	42	20	17	18	6	6
at Indiana	77	27-66	.409	8-21	.381	15-23	.652	47	16	14	10	6	11
Iowa	78	33-74	.446	11-36	.306	1-8	.125	53	19	23	18	3	2
at Iowa State	84	30-65	.462	9-27	.333	15-20	.750	31	13	16	8	1	9
at Iowa	91	28-63	.444	13-32	.406	22-28	.786	46	15	22	7	8	6
Southern	60	21-70	.300	3-21	.143	15-20	.750	45	22	4	11	2	4
Iowa	90	37-67	.552	6-18	.333	10-15	.667	41	14	23	14	2	10
vs. Drake	64	24-55	.436	9-26	.346	7-9	.778	24	17	14	19	2	6
at Iowa	92	35-67	.522	6-22	.273	16-21	.762	48	11	25	12	6	7
Southern Utah	64	24-61	.393	8-26	.308	8-14	.571	29	22	17	12	0	6
Iowa	80	26-53	.491	3-15	.200	25-36	.694	43	15	13	19	5	4
vs. Colorado	73	29-68	.426	6-23	.261	9-17	.529	31	25	10	11	2	12
at Iowa	98	36-62	.581	12-26	.462	14-21	.667	35	8	34	8	8	7
Northern Illinois	75	30-69	.435	8-22	.364	7-10	.700	35	17	13	12	1	8
at Iowa	68	25-52	.481	6-15	.400	12-17	.706	31	14	16	13	4	4
Michigan	75	28-57	.491	11-25	.440	8-10	.800	30	15	18	10	0	8
at Iowa	81	29-68	.426	7-17	.412	16-23	.696	40	20	17	11	5	1
Ohio State	92	35-66	.530	7-20	.350	15-23	.652	38	22	16	9	5	6
Iowa	73	28-57	.491	11-2	.524	6-10	.600	28	10	17	17	3	2
at Maryland	91	34-60	.567	4-17	.235	19-25	.760	31	14	19	9	1	2
Iowa	104	32-64	.500	7-24	.292	33-40	.825	45	17	14	17	4	8
at Illinois (OT)	97	36-74	.486	14-30	.467	11-14	.786	26	31	22	14	3	5
Iowa	64	24-61	.393	8-19	.421	8-10	.800	35	17	12	17	2	3
at Rutgers	80	29-54	.537	7-16	.438	15-20	.750	31	16	18	11	1	9
at Iowa	64	26-59	.441	6-18	.333	6-12	.500	32	7	18	11	4	6
#3/3 Purdue	87	33-59	.559	20-33	.606	1-4	.250	30	17	23	11	5	4
at Iowa	85	31-60	.517	6-18	.333	17-22	.773	41	17	20	11	3	7
Wisconsin	67	26-65	.400	4-18	.222	11-14	.786	32	20	15	10	1	7
Iowa	84	33-66	.500	9-21	.429	9-14	.643	28	22	20	9	3	6
at Nebraska	98	30-52	.577	11-19	.579	27-36	.750	37	14	18	11	4	5
at Iowa	94	33-60	.550	12-25	.480	16-21	.762	35	17	22	8	4	6
Minnesota	80	30-67	.448	7-25	.280	13-20	.650	38	17	17	8	5	6
Iowa	58	21-55	.382	1-10	.100	15-22	.682	30	14	7	13	1	4
at Penn State	82	35-64	.547	5-15	.333	7-10	.700	37	19	13	11	6	5
at Iowa	93	36-69	.522	9-20	.450	12-19	.632	30	22	26	8	3	6
#4/4 Michigan State	96	32-57	.561	8-17	.471	24-29	.828	34	19	20	10	4	3
Iowa	64	25-29	.424	6-20	.300	8-10	.800	29	18	12	12	4	2
at #14/16 Ohio State	82	29-55	.527	9-22	.409	15-21	.714	33	17	18	10	3	8
Iowa	59	25-52	.481	2-10	.200	7-9	.778	33	15	15	16	3	3
at #22/21 Michigan	74	28-67	.418	12-33	.364	6-12	.500	33	13	19	6	2	13



# SEASON & CAREER BESTS/THE LAST TIME...

## Season Bests

Player	Points	3-Pointers	Rebounds	Assists	Blocks	Steals
Nicholas Baer	11, Drake	2, Iowa State	14, Drake	5, Drake	3, Indiana	5, Drake
Jordan Bohannon	30, UAB	6, twice	6, Colorado	11, Wisconsin	---	3, Minnesota
Tyler Cook	29, UAB	1, Indiana	13, Illinois	5, Iowa State	2, five times	3, Illinois
Maishe Dailey	16, Colorado	3, twice	6, Iowa State	4, twice	1, Illinois	2, Alabama State
Brady Ellingson	16, Indiana	3, three times	4, Iowa State	5, Iowa State	1, twice	2, Iowa State
Luka Garza	25, NIU	3, NIU	16, Wisconsin	3, three times	5, NIU	2, Grambling St
Ryan Kriener	6, Southern	1, twice	4, five times	4, Alabama State	2, Chicago State	3, Drake
Connor McCaffery	5, Southern	1, Southern	3, Southern	4, Southern	---	1, twice
Isaiah Moss	25, Maryland	4, four times	4, four times	5, twice	1, five times	3, Wisconsin
Jack Nunge	18, Ohio State	3, Grambling St	8, Iowa State	4, twice	4, Southern	4, Chicago State
Cordell Pemsil	15, Alabama State	---	14, Virginia Tech	6, Virginia Tech	2, Colorado	1, six times
Charlie Rose	2, three times	---	1, three times	1, twice	---	---
Riley Till	2, Southern Utah	---	1, Chicago State	---	---	1, twice
Dom Uhl	2, Alabama State	---	4, Alabama State	1, twice	1, twice	---
Ahmad Wagner	11, SDSU	1, twice	7, Alabama State	4, twice	1, twice	1, five times

## Career Bests

Player	Points	3-Pointers	Rebounds	Assists	Blocks	Steals
Nicholas Baer	20, Penn State, '17	4, three times	14, Drake, '17	6, Savannah St, '16	6, twice	5, Drake, '17
Jordan Bohannon	30, UAB, '17	8, Maryland, '17	8, Colorado, '17	13, TCU, '17	1, Nebraska '17	4, twice
Tyler Cook	29, UAB, '17	1, three times	13, Illinois '18	5, Iowa State, '17	2, five times	3, twice
Maishe Dailey	16, Colorado, '17	3, twice	7, Delaware St, '16	4, twice	1, twice	2, twice
Brady Ellingson	23, Savannah St, '16	5, Ohio State, '17	4, twice	5, three times	1, twice	2, twice
Luka Garza	25, NIU, '17	3, NIU, '17	16, Wisconsin, '18	3, three times	5, NIU, '17	3, Drake, '17
Ryan Kriener	14, twice	1, three times	7, Ohio State	4, Alabama St, '17	3, twice	2, three times
Connor McCaffery	5, Southern, '17	1, Southern, '17	3, Southern, '17	4, Southern, '17	---	1, twice
Isaiah Moss	25, Maryland, '18	5, Stetson, '16	6, Stetson, '16	5, twice	2, three times	5, Indiana, '17
Jack Nunge	18, Ohio State, '18	3, Grambling St, '17	8, Iowa State, '17	4, twice	4, Southern, '17	4, Chicago St, '17
Cordell Pemsil	21, Stetson, '16	---	14, Virginia Tech, '17	6, Virginia Tech, '17	3, Rutgers, '17	4, South Dakota, '17
Charlie Rose	3, NDSU, '14	1, NDSU, '14	1, four times	1, four times	---	---
Riley Till	---	---	1, Chicago St, '17	---	---	1, twice
Dom Uhl	18, Coppin St, '15	3, Coppin St, '15	10, twice	6, Ohio State, '17	5, Rutgers, '17	3, Marquette, '15
Ahmad Wagner	12, four times	1, twice	9, twice	5, Northwestern, '17	4, KSU, '16	3, Northwestern, '16

### The Last Time a Player . . .

#### **Had 30 or more points**

Iowa -- 30, Jordan Bohannon vs. UAB, 11/22/17  
Opponent -- 34, Glynn Watson Jr., Nebraska, 1/5/17

#### **Made at least 90% of his FGA (10 att.)**

Iowa -- .900 (9-10), Aaron White vs. Md.-Eastern Shore, 11/14/13  
Opponent -- .900 (9-10), Mike Watkins, Penn State, 2/3/18

#### **Made 100% of his FTA (10 att.)**

Iowa -- 1.000 (10-10), Jordan Bohannon at Illinois 1/11/18  
Opponent -- 1.000 (12-12), Bonzie Colson, Notre Dame, 11/29/16

#### **Had 15 or more rebounds**

Iowa -- 16, Luka Garza vs. Wisconsin, 1/23/18  
Opponent -- 17, Jordan Murphy, Minnesota 1/30/18

#### **Had 10 or more assists**

Iowa -- 10, Jordan Bohannon vs. Minnesota, 1/30/18  
Opponent -- 10, Nick Weiler-Babb, Iowa State, 12/7/17

#### **Had 5 or more blocks**

Iowa -- 5, Luka Garza vs. Northern Illinois, 12/29/17  
Opponent -- 5, Alex Olah, Northwestern, 2/15/15

#### **Had 5 or more steals**

Iowa -- 5, Nicholas Baer vs. Drake, 12/16/17  
Opponent -- 5, Tevin King, South Dakota State, 11/21/17

### The Last Time a Team . . .

#### **Scored 100 or more points**

Iowa -- 104 at Illinois, 1/11/18  
Opponent -- 101 by Minnesota, 2/8/17

#### **Scored 40 or fewer points**

Iowa -- 40 at Wisconsin, 3/3/10  
Opponent -- 39 by UNC Wilmington, 11/8/13

#### **Won an overtime game**

Iowa -- 104-97 (OT) at Illinois, 1/11/18  
Opponent -- 95-92 (OT) by TCU, 3/19/17

#### **Made at least 60% of its FGA (20 att.)**

Iowa -- .600 (30-50) vs. UAB, 11/22/17  
Opponent -- .603 (35-58) by Indiana, 3/9/17

#### **Made at least 50% of its 3-pt. FGA (8 att.)**

Iowa -- .615 (13-18) vs. UAB, 11/22/17  
Opponent -- .579 (11-19) by Nebraska, 1/27/18

#### **Made at least 90% of its FTA (10 att.)**

Iowa -- 1.000 (13-13) at Purdue, 12/28/16  
Opponents -- .939 (15-16) by Illinois, 2/25/15



# SEASON HIGHS & LOWS/SPECIALITY STATS

CATEGORY	IOWA		OPPONENTS		
<b>Points</b>	High	104	Illinois	98	Nebraska
	Low	55	Virginia Tech	58	Alabama State
<b>FG Made</b>	High	37	Drake	36	Illinois
	Low	21	at Penn State	21	Southern
<b>FG Att.</b>	High	74	Iowa State	70	Southern
	Low	46	Grambling State	52	Nebraska
<b>FG%</b>	High	.600	UAB	.577	Nebraska
	Low	.333	Virginia Tech	.300	Southern
<b>3FG Made</b>	High	13	Southern	20	Purdue
	Low	1	at Penn State	3	Southern
<b>3FG Att.</b>	High	36	Iowa State	33	Purdue/at Michigan
	Low	10	Penn State	14	Alabama State
<b>3FG%</b>	High	.615	UAB	.606	Purdue
	Low	.100	at Penn State	.143	Southern
<b>FTM</b>	High	33	Illinois	27	Nebraska
	Low	1	Iowa State	1	Purdue
<b>FTA</b>	High	40	Illinois	36	Nebraska
	Low	8	Iowa State	4	Purdue
<b>FT% (min. 10)</b>	High	.825	Illinois	.889	UAB
	Low	.515	Alabama State	.500	Michigan
<b>Off. Reb.</b>	High	22	Alabama State	16	Indiana/Southern
	Low	4	UAB	3	Southern Utah
<b>Def. Reb.</b>	High	38	Southern Utah	31	Virginia Tech/Indiana
	Low	17	Nebraska	14	Grambling State/Illinois
<b>Total Reb.</b>	High	53	Alabama State/Iowa State	47	Indiana
	Low	28	Maryland/Nebraska	23	Alabama State
<b>Assists</b>	High	34	Northern Illinois	25	Louisiana
	Low	7	at Penn State	4	Southern
<b>Steals</b>	High	10	Drake	13	Michigan
	Low	1	Ohio State	2	Maryland
<b>Blocks</b>	High	8	Southern/Northern Illinois	7	Penn State
	Low	1	at Penn State	0	Southern Utah/Michigan
<b>Turnovers</b>	High	19	Colorado	20	Chicago State
	Low	7	Southern	6	Michigan
<b>Fouls</b>	High	22	Nebraska/Michigan State	33	Chicago State
	Low	7	Purdue	13	Virginia Tech/Iowa State/at Michigan

## GAME-BY-GAME SPECIALTY STATS

Date	Opponent	Pts. Off	Pts. in	2nd	Bench
		TO's	Paint	Chance	Points
11/10	Chicago State	15	30	17	39
11/12	Alabama State	33	38	27	49
11/16	Grambling State	12	30	13	29
11/20	vs. Louisiana	14	26	13	20
11/21	vs. South Dakota St	15	28	6	21
11/22	vs. UAB	13	36	5	10
11/28	at Virginia Tech	3	30	13	19
12/2	Penn State	14	42	13	19
12/4	at Indiana	10	26	12	28
12/7	at Iowa State	9	38	16	30
12/10	Southern	14	24	17	52
12/16	vs. Drake	25	52	19	27
12/19	Southern Utah	15	52	13	43
12/22	vs. Colorado	15	34	15	33
12/29	Northern Illinois	21	42	2	53
1/2	Michigan	9	30	2	17
1/4	Ohio State	8	26	24	13
1/7	at Maryland	15	22	15	11
1/11	at Illinois	15	38	18	13
1/17	at Rutgers	6	22	13	10
1/20	#3/3 Purdue	10	24	9	18
1/23	Wisconsin	14	44	12	18
1/27	at Nebraska	18	42	8	21
1/30	Minnesota	10	38	11	21
2/3	at Penn State	15	30	13	17
2/6	#4/4 Mich. State	10	42	11	28
2/10	at #14/16 Ohio St	12	32	15	28
2/14	at #22/21 Michigan	10	32	4	8
<b>AVG.</b>		<b>13.6</b>	<b>33.9</b>	<b>12.7</b>	<b>24.8</b>

## IOWA AND OPPONENT INDIVIDUAL HIGH PERFORMANCES

CATEGORY	IOWA	OPPONENTS
<b>Points</b>	30	Jordan Bohannon vs. UAB 28
<b>Field Goals Made</b>	11	2x, last by Tyler Cook vs. Michigan St 10
<b>Field Goals Attempted</b>	22 (11-22)	Tyler Cook vs. Michigan State 20 (10-20)
<b>Field Goal Percentage (min. 5 made)</b>	1.000 (8-8)	Luka Garza vs. Northern Illinois 1.000 (6-6)
<b>3-Point Field Goals Made</b>	6 (6-11)	2x, last by Jordan Bohannon at Nebraska 7 (7-11)
<b>3-Point Field Goals Attempted</b>	12	Bohannon at Illinois 11 (7-11)
<b>3-Point Field Goals Pct. (min. 4 made)</b>	.750 (6-8)	Jordan Bohannon vs. UAB 1.000 (4-4)
<b>Free Throws Made</b>	13 (13-16)	Tyler Cook vs. UAB 11 (11-14)
<b>Free Throws Attempted</b>	16 (13-16)	Tyler Cook vs. UAB 14 (11-14)
<b>Free Throw Pct. (min. 7 made)</b>	1.000 (10-10)	Moss vs. Louisiana/Bohannon at Illinois .875 (7-8)
<b>Offensive Rebounds</b>	7	3x, last by Luka Garza at Illinois 7
<b>Defensive Rebounds</b>	12	Cook at Illinois/Garza vs. Wisconsin 12
<b>Total Rebounds</b>	16	Luka Garza vs. Wisconsin 17
<b>Assists</b>	11	Jordan Bohannon vs. Wisconsin 11
<b>Steals</b>	5	Nicholas Baer vs. Drake 5
<b>Blocks</b>	5	Luka Garza vs. Northern Illinois 4
<b>Turnovers</b>	6	Tyler Cook vs. Drake 7
		Jame Palmer Jr. (Nebraska)
		2x, last by Trent Frazier (Illinois)
		Trent Frazier (Illinois)
		Bryce Washington (Louisiana)
		Trent Frazier (Illinois)
		Trent Frazier (Illinois)
		Davonte Fitzgerald (Minnesota)
		James Palmer Jr. (Nebraska)
		James Palmer Jr. (Nebraska)
		Chris Cokely (UAB)
		Jordan Murphy (Minnesota)
		Keita Bates-Diop (Ohio State)
		Jordan Murphy (Minnesota)
		Marcus Stroman (Louisiana)
		Tevin King (South Dakota State)
		4x, last by Lamar Stevens (Penn State)
		Graham Woodward (Drake)



# 2017-18 IOWA RECORD WHEN...

When playing at home:	8-5	When leading at the half:	11-1	When wearing White:	8-4
When playing on the road:	1-9	When trailing at the half:	1-14	When wearing Black:	3-11
When playing on a neutral court:	3-2	When tied at the half:	0-1	When wearing Gold:	1-1
When Iowa scores 100 points or more:	1-0	Iowa field goal percentage at home:	395-781	.506	
When Iowa scores 90-99 points:	8-1	Iowa field goal percentage on road:	411-904	.455	
When Iowa scores 80-89 points:	3-2	Iowa 3-point percentage at home:	112-276	.406	
When Iowa scores 70-79 points:	0-5	Iowa 3-point percentage on road:	101-291	.347	
When Iowa scores under 70 points:	0-8	Iowa free throw percentage at home:	209-309	.676	
		Iowa free throw percentage on road:	188-269	.699	
When opponent scores 100 points or more:	0-0	On Sunday:	2-1		
When opponent scores 90-99 points:	1-4	On Monday:	0-2		
When opponent scores 80-89 points:	2-7	On Tuesday:	3-4		
When opponent scores 70-79 points:	3-5	On Wednesday:	1-2		
When opponent scores 60-69 points:	5-0	On Thursday:	2-2		
When opponent scores fewer than 60 points:	1-0	On Friday:	3-0		
		On Saturday:	1-5		
When Iowa shoots at least 50% from the field:	9-4	On BTN:	5-7		
When Iowa shoots less than 50% from the field:	3-12	On CBS:	0-0		
When opponent shoots at least 50% from the field:	0-8	On ESPN:	0-2		
When opponent shoots less than 50% from the field:	12-8	On ESPN2:	1-3		
When Iowa has higher FG% than opponent:	12-3	On ESPNU:	0-1		
When opponent has higher FG%:	0-13	On BTN Plus:	4-0		
When FG% is equal:	0-0	On FS1:	1-1		
		On CBS SN:	0-0		
		On NBC SN:	0-0		
		truTV:	0-0		
When Iowa outrebounds opponent:	9-8	Most Points, First Half: 56 vs. Northern Illinois			
When opponent has more rebounds:	2-6	Fewest Points, First Half: 17 vs. Louisiana			
When rebounds are equal:	1-2	Most Points Allowed, First Half: 54 by Illinois			
		Fewest Points Allowed, First Half: 22 vs. Alabama State			
		Most Points, Second Half: 57 vs. Minnesota			
		Fewest Points, Second Half: 17 at Virginia Tech			
		Most Points Allowed, Second Half: 50 by Nebraska			
		Fewest Points Allowed, Second Half: 27 by Michigan			
		Largest Halftime Advantage: 25 vs. Chicago St/Alabama St			
		Largest Halftime Deficit: 31 vs. Purdue			
When Iowa shoots at least 80% from the line:	1-3				
When Iowa shoots less than 80% from the line:	11-13				
When opponent shoots at least 80% from the line:	2-5				
When opponent shoots less than 80% from the line:	10-12				
When Iowa shoots more free throws than opponent:	12-6				
When opponent shoots more free throws:	0-10				
When free throws attempts are equal:	0-1				
When Iowa has higher FT% than opponent:	7-6				
When opponent has higher FT%:	6-11				
When FT% is equal:	0-0				
When Iowa shoots at least 50% from 3-point range:	2-1				
When Iowa shoots less than 50% from 3-point range:	10-15				
When opponent shoots at least 50% from 3-point range:	0-4				
When opponent shoots less than 50% from 3-point range:	12-12				
When Iowa has a higher 3-point FG% than opponent:	8-3				
When opponent has a higher 3-point FG%:	4-13				
When 3-point FG% is equal:	0-0				
When Iowa has more assists than opponent:	11-6				
When opponent has more assists:	1-10				
When assists are equal:	0-0				
When Iowa has fewer turnovers than opponent:	5-2				
When opponent has fewer turnovers:	5-13				
When turnovers are equal:	2-1				
When Iowa has more steals than opponent:	5-3				
When opponent has more steals:	5-12				
When steals are equal:	2-1				



# UNDER McCAFFERY.. IOWA RECORD WHEN..

When playing at home:	103-35	When leading at the half:	127-31	When wearing White:	96-38
When playing on the road:	29-55	When trailing at the half:	18-83	When wearing Black:	36-71
When playing on a neutral court:	17-25	When tied at the half:	3-2	When wearing Gold:	17-7

When Iowa scores 100 points or more:	7-0	Iowa field goal percentage at home:	3741-8020	.466
When Iowa scores 90-99 points:	25-5	Iowa field goal percentage on road:	3195-7469	.428
When Iowa scores 80-89 points:	46-11	Iowa 3-point percentage at home:	916-2520	.363
When Iowa scores 70-79 points:	46-31	Iowa 3-point percentage on road:	778-2306	.337
When Iowa scores under 70 points:	25-70	Iowa free throw percentage at home:	2392-3360	.712
		Iowa free throw percentage on road:	1737-2438	.712

When opponent scores 100 points or more:	0-4
When opponent scores 90-99 points:	3-18
When opponent scores 80-89 points:	4-29
When opponent scores 70-79 points:	37-41
When opponent scores 60-69 points:	48-23
When opponent scores fewer than 60 points:	57-2

On Sunday:	27-20
On Monday:	10-4
On Tuesday:	23-18
On Wednesday:	15-19
On Thursday:	20-25
On Friday:	17-10
On Saturday:	35-20

When Iowa shoots at least 50% from the field:	47-12
When Iowa shoots less than 50% from the field:	102-105
When opponent shoots at least 50% from the field:	3-48
When opponent shoots less than 50% from the field:	146-69
When Iowa has higher FG% than opponent:	132-20
When opponent has higher FG%:	16-94
When FG% is equal:	2-2

On BTN:	59-58
On CBS:	1-2
On ESPN:	10-15
On ESPN2:	13-16
On ESPNU:	14-9
On FS1:	2-1
On Mediacom:	12-0
On CBS SN:	1-3
On NBC SN:	2-1
truTV:	1-0

When Iowa outrebounds opponent:	112-46
When opponent has more rebounds:	34-65
When rebounds are equal:	3-6

Most Points, First Half: 59 vs. Savannah State, '16  
 Fewest Points, First Half: 14 vs. Indiana, '13  
 Most Points Allowed, First Half: 55 vs. Michigan State, '12  
 Fewest Points Allowed, First Half: 12 vs. UNC Wilmington, '13  
 Most Points, Second Half: 58 vs. SIU-Edwardsville, '10  
 Fewest Points, Second Half: 15 vs. Northern Iowa, '14  
 Most Points Allowed, Second Half: 61 at Oregon, '12  
 Fewest Points Allowed, Second Half: 16 vs. UNI, '10  
 Largest Halftime Advantage: 37 vs. Arkansas-Pine Bluff, '13  
 Largest Halftime Deficit: 31 vs. Purdue, '18

When Iowa shoots at least 80% from the line:	36-22
When Iowa shoots less than 80% from the line:	113-93
When opponent shoots at least 80% from the line:	29-24
When opponent shoots less than 80% from the line:	121-92
When Iowa shoots more free throws than opponent:	123-50
When opponent shoots more free throws:	20-63
When free throws attempts are equal:	6-4
When Iowa has higher FT% than opponent:	96-52
When opponent has higher FT%:	50-62
When FT% is equal:	3-3

When Iowa shoots at least 50% from 3-point range:	20-8
When Iowa shoots less than 50% from 3-point range:	128-110
When opponent shoots at least 50% from 3-point range:	2-21
When opponent shoots less than 50% from 3-point range:	148-96
When Iowa has a higher 3-point FG% than opponent:	107-37
When opponent has a higher 3-point FG%:	37-82
When 3-point FG% is equal:	0-1

When Iowa has more assists than opponent:	114-30
When opponent has more assists:	30-76
When assists are equal:	5-10

When Iowa has fewer turnovers than opponent:	98-40
When opponent has fewer turnovers:	42-66
When turnovers are equal:	10-11
When Iowa has more steals than opponent:	90-40
When opponent has more steals:	43-66
When steals are equal:	16-10



# IOWA SUPERLATIVES UNDER McCAFFERY

## TEAM

### Most Points Scored

1. 116 -- Savannah State (11/13/16)
2. 111 -- SIU Edwardsville (11/26/10)
3. 109 -- Md. Eastern Shore (11/14/13)
4. 105 -- Central Arkansas (12/19/11)
5. **104 -- Illinois (1/11/18)**

### Fewest Points Allowed

1. 36 -- Howard (11/15/12)
2. 39 -- UNC Wilmington (11/8/13)
- 39 -- Northern Iowa (12/7/10)
4. 40 -- Louisiana Monroe (11/16/10)
5. 41 -- Abilene Christian (11/17/13)

### Field Goals Made

1. 42 -- Savannah State (11/13/16)
- 42 -- Central Arkansas (12/19/11)
3. 40 -- Coppin State (11/15/15)
4. 38 -- Abilene Christian (11/17/13)
5. **37 -- Drake (12/16/17)**
- 37 -- SIU Edwardsville (11/26/10)
- 37 -- Oregon (3/18/12)

### Field Goals Attempted

1. 87 -- Savannah State (11/13/16)
2. 77 -- Nebraska (1/5/17)
- 79 -- Oregon (3/18/12)
4. 76 -- Central Arkansas (12/19/11)
- 76 -- South Dakota (12/4/12)

### Field Goal Percentage (20 Made)

1. .643 -- Maryland (2/8/15)
2. .630 -- Indiana (1/29/12)
3. .627 -- Michigan (2/5/15)
4. .623 -- Abilene Christian (11/17/13)
5. .617 -- Arkansas-Pine Bluff (12/22/13)

### 3-Point Field Goals Made

1. 18 -- Savannah State (11/13/16) \*
2. 16 -- Maryland (2/25/17)
- 16 -- TCU (3/19/17)
4. 14 -- Omaha (12/3/16)
5. **13 -- Southern (12/10/17)**
- 13 -- Northern Illinois (11/17/11)

### 3-Point Field Goals Attempted

1. 43 -- Savannah State (11/13/16) \*
2. **36 -- Iowa State (12/7/17)**
3. 35 -- Notre Dame (11/29/16)
4. 34 -- Omaha (12/3/16)
5. **32 -- Southern (12/10/17)**

### 3-Point FG Percentage (10 Made)

1. .619 (13-21) Northern Illinois (11/17/11)
2. .615 (16-26) Maryland (2/25/17)
3. .611 (11-18) Rutgers (1/31/17)
4. .588 (10-17) Arkansas-Pine Bluff (12/22/13)
- .588 (10-17) Michigan (2/1/14)

### Free Throws Made

1. 39 -- Indiana (2/21/17)
2. 38 -- Omaha (11/10/13)
3. **33 -- Illinois (1/11/18)**
4. 32 -- Md. Eastern Shore (11/14/13)
5. 31 -- Penn State (2/15/14)
- 31 -- Wichita State (11/21/12)
- 31 -- Penn State (1/31/13)
- 31 -- Nebraska (1/5/15)

### Free Throws Attempted

1. 49 -- Omaha (11/10/13)
2. 47 -- Indiana (2/21/17)
3. 43 -- UM Eastern Shore (11/14/13)
- 43 -- Michigan State (1/28/14)
5. **40 -- Illinois (1/11/18)**
- 40 -- Penn State (2/15/14)

### Free Throw Percentage (10 Made)

1. 1.000 (15-15) Virginia (3/27/13)
2. 1.000 (13-13) Purdue (12/28/16)
3. .929 (26-28) North Florida (12/22/14)
4. .926 (25-27) Penn State (2/28/15)
5. .923 (12-13) Iowa State (12/12/14)
6. .917 (11-12) Michigan St (3/15/13)

### Most Rebounds

1. 57 -- Md. Eastern Shore (11/14/13)
2. 56 -- UNC Wilmington (11/8/13)
- 56 -- Brown (12/3/11)
- 56 -- SC State (12/19/12)
- 54 -- Fairleigh Dickinson (12/9/13)
- 54 -- Coppin State (12/22/12)

### Most Assists

1. **34 -- Northern Illinois (12/29/17)**
2. 33 -- Savannah State (11/13/16)
3. 32 -- Central Arkansas (12/19/11)
4. 31 -- Coppin State (11/15/15)
5. 26 -- Northern Illinois (11/17/11)
- 26 -- TCU (3/19/17)
7. **25 -- Southern Utah (12/19/17)**
- 25 -- Alabama State (11/12/17)**
- 25 -- Abilene Christian (11/17/13)

### Most Steals

1. 19 -- SIU Edwardsville (11/26/10)
2. 16 -- UMBC (12/6/14)
3. 15 -- Rutgers (1/31/17)
4. 14 -- Maryland (1/19/17)
- 14 -- Marquette (11/19/15)
- 14 -- Penn (11/22/13)
- 14 -- Idaho St (12/4/10)
- 14 -- Chicago St (11/11/11)
9. 13 -- Rutgers (2/19/15)
- 13 -- IPFW (11/26/11)
- 13 -- UT-Pan American (11/9/12)

### Most Blocked Shots

1. 14 -- Drake (12/19/15) \*
2. 13 -- Illinois (3/5/13)
3. 12 -- UNC Wilmington (11/8/13)
- 12 -- Northern Illinois (11/26/14)
5. 11 -- Michigan State (12/29/15)
6. 10 -- Penn State (2/15/14)
- 10 -- UT-Pan American (11/9/12)

### Fewest Turnovers

1. 3 -- Temple (3/18/16)
- 3 -- Drake (12/19/15)
3. 4 -- Michigan (1/17/16)
- 4 -- Northwestern (2/15/15)
5. 5 -- Stetson (12/5/16)
- 5 -- Davidson (3/20/15)
- 5 -- Abilene Christian (11/17/13)
- 5 -- Drake (12/7/13)
- 5 -- UTEP (11/29/13)
- 5 -- Purdue (3/2/14)
- 5 -- Boise St (12/22/11)

\* -- denotes school record

## INDIVIDUAL

### Most Points:

1. 42 -- Peter Jok vs. Memphis (11/26/16)
2. 35 -- Peter Jok vs. Indiana (2/21/17)
3. 34 -- Peter Jok vs. Nebraska (1/5/17)
4. 33 -- Peter Jok vs. Omaha (12/3/16)
- 33 -- Matt Gatens vs. Wisconsin (2/23/12)
6. 32 -- Jarrod Uthoff vs. Iowa State (12/10/15)
7. 31 -- Devyn Marble vs. Oregon (3/18/12)

### Field Goals Made

1. 12 -- Jarrod Uthoff vs. Iowa State (12/10/15)
- 12 -- Matt Gatens vs. Wisconsin (2/23/12)
- 12 -- Peter Jok vs. Nebraska (1/5/17)
4. **11 -- Tyler Cook vs. Michigan State (2/6/18)**
- 11 -- Tyler Cook at Nebraska (1/27/18)**
- 11 -- Jarrod Uthoff vs. Michigan (3/5/16)
- 11 -- Aaron White vs. Davidson (3/20/15)
- 11 -- Aaron White vs. Iowa State (12/13/13)
- 11 -- Peter Jok vs. Memphis (11/26/16)
- 11 -- Peter Jok vs. Seton Hall (11/17/16)
- 11 -- Peter Jok vs. Kennesaw St. (11/11/16)

### Field Goals Attempted

1. 24 -- Devyn Marble vs. Wisconsin (1/5/14)
- 24 -- Peter Jok vs. Nebraska (1/5/17)
3. 23 -- Devyn Marble vs. Xavier (11/28/13)
- 23 -- Devyn Marble vs. Villanova (11/30/13)
5. **22 -- Tyler Cook vs. Michigan State (2/6/18)**

### 3-Point FG Made

1. 8 -- Peter Jok vs. Memphis (11/26/16)
2. 8 -- Jordan Bohannon vs. Maryland (2/25/17)
3. 7 -- Jordan Bohannon vs. Notre Dame (11/29/16)
- 7 -- Jordan Bohannon vs. TCU (3/19/17)
- 7 -- Devyn Marble vs. Oregon (3/18/12)
- 7 -- Matt Gatens vs. Wisconsin (2/23/12)
- 7 -- Matt Gatens vs. Indiana (2/19/12)

### 3-Point Field Goals Attempted

1. 15 -- Jordan Bohannon at Notre Dame (12/3/16)
2. **12 -- Jordan Bohannon at Illinois (1/11/18)**
- 12 -- Jordan Bohannon vs. Omaha (12/3/16)
4. **11 -- Jordan Bohannon at Nebraska (1/27/18)**
- 11 -- Jordan Bohannon vs. Indiana (3/9/17)
- 11 -- Peter Jok at Notre Dame (11/29/16)
- 11 -- Peter Jok vs. Memphis (11/26/16)
- 11 -- Peter Jok vs. Nebraska (1/5/17)
- 11 -- Peter Jok vs. Penn State (2/17/16)

### Free Throws Made

1. 22 -- Peter Jok vs. Indiana (2/21/17) \*
2. 14 -- Roy Devyn Marble vs. UNI (12/15/12)
- 14 -- Aaron White vs. Texas (11/20/14)
4. **13 -- Tyler Cook vs. UAB (11/22/17)**
- 13 -- Aaron White vs. Wisconsin (1/19/13)
6. 12 -- Peter Jok vs. Omaha (12/3/16)
- 12 -- Peter Jok vs. Memphis (11/26/16)
- 12 -- Devyn Marble vs. Indiana (12/31/12)
- 12 -- Aaron White vs. Nebraska (1/5/15)
- 12 -- Gabriel Olaseni vs. Nebraska (1/5/15)

### Most Rebounds:

1. 18 -- Adam Woodbury vs. Wisconsin (2/24/16)
2. 17 -- Aaron White vs. Iowa State (12/13/13)
3. **16 -- Luka Garza vs. Wisconsin (1/23/18)**
- 16 -- Gabriel Olaseni at Purdue (1/24/15)
5. 15 -- Jarrod Uthoff vs. Minnesota (2/14/16)
- 15 -- Adam Woodbury vs. Indiana (2/11/16)
- 15 -- Adam Woodbury vs. Penn State (2/3/16)
- 15 -- Aaron White vs. Omaha (11/10/13)

### Most Assists

1. 13 -- Jordan Bohannon vs. TCU (3/19/17)
2. 12 -- Mike Gesell vs. Minnesota (2/14/16)
- 12 -- Mike Gesell vs. Coppin State (11/15/15)
4. **11 -- Jordan Bohannon vs. Wisconsin (1/23/18)**
- 11 -- Jordan Bohannon vs. South Dakota (3/15/17)
- 11 -- Mike Gesell vs. Michigan (3/5/16)
- 11 -- Devyn Marble vs. Wisconsin (2/22/14)
- 11 -- Bryce Cartwright vs. Dayton (3/13/12)
9. **10 -- Jordan Bohannon vs. Minnesota (1/30/18)**
- 10 -- Jordan Bohannon vs. Ohio State (1/4/18)**
- 10 -- Jordan Bohannon vs. Indiana (3/9/17)
- 10 -- Mike Gesell vs. Nebraska (1/5/16)
- 10 -- Mike Gesell vs. Tenn. Tech (12/22/15)

### Most Steals

1. 7 -- Eric May vs. SIUE (11/26/10)
- 6 -- Roy Devyn Marble vs. Penn (11/22/13)
- 6 -- Eric May at Wake Forest (11/30/10)
4. **5 -- Nicholas Baer vs. Drake (12/16/17)**
- 5 -- Isaiah Moss vs. Indiana (3/9/17)
- 5 -- Jarryd Cole at Mich St (3/2/11)
- 5 -- Matt Gatens vs. Idaho St (12/4/10)
- 5 -- Aaron White vs. North Florida (12/22/14)
- 5 -- Mike Gesell at Penn State (2/28/15)

### Most Blocks

1. 7 -- Melsahn Basabe vs. Iowa St (12/10/10)
- 7 -- Gabriel Olaseni vs. Illinois (3/5/13)
3. 6 -- Nicholas Baer at Nebraska (1/5/17)
- 6 -- Jarrod Uthoff vs. Minnesota (2/14/16)
- 6 -- Jarrod Uthoff vs. Michigan State (12/29/15)
- 6 -- Nicholas Baer vs. Drake (12/19/15)
- 6 -- Melsahn Basabe vs. Ohio St (1/4/11)



## Game 1 - Iowa 95, Chicago State 62

**Official Basketball Box Score -- Game Totals -- Final Statistics**  
**Chicago State vs Iowa**  
 11/10/17 8:05 p.m. at Carver-Hawkeye Arena - Iowa City, IA

**Chicago State 62 • 0-1**

#	Player	Total		3-Ptr		Rebounds			PF	TP	A	TO	Blk	Stl	Min
		FG-FGA	FT-FTA	FG-FGA	FT-FTA	Off	Def	Tot							
10	Harris, Anthony	3-4	1-2	0-1	1	2	3	4	7	1	3	0	1	24	
23	Szpir, Patrick	2-6	0-1	2-2	3	3	6	4	6	1	4	0	0	19	
00	Burns, Glen	0-1	0-1	2-2	1	0	1	4	2	2	2	0	1	19	
14	Sims, Jr., Fred	6-16	2-8	1-2	0	2	2	2	15	0	0	0	0	29	
35	Shaw, Rob	5-11	0-3	0-0	0	1	1	2	10	6	3	0	4	30	
02	Pruitt, Jelani	1-4	0-0	2-2	2	1	3	2	4	0	1	0	0	11	
03	Simmons, Deionte	1-2	0-0	2-3	1	1	2	4	4	0	0	0	0	5	
11	Townsen, Jr., Nathan	1-1	1-1	0-2	0	0	0	1	3	0	0	0	0	3	
15	Henton, Simeon	0-1	0-0	1-2	0	0	0	0	1	0	0	0	1	6	
21	Bowles, Cameron	1-4	0-1	0-2	2	1	3	3	2	0	2	1	1	12	
30	Bell, Travon	0-5	0-4	0-0	0	3	3	1	0	0	0	0	0	11	
32	Byrd, Montana	0-1	0-1	0-0	0	0	0	1	0	0	1	0	0	5	
33	Joyce, John	2-4	2-4	0-0	1	0	1	2	6	0	1	0	1	14	
42	Stephens-Holmes, Jale	1-1	0-0	0-0	1	2	3	3	2	0	2	1	1	12	
	Team				3	2	5								
	<b>Totals</b>	<b>23-61</b>	<b>6-26</b>	<b>10-18</b>	<b>15</b>	<b>18</b>	<b>33</b>	<b>33</b>	<b>62</b>	<b>10</b>	<b>2</b>	<b>9</b>	<b>200</b>		

FG % 1st Half: 11-37 29.7% 2nd half: 12-24 50.0% Game: 23-61 37.7%  
 3FG % 1st Half: 0-14 0.0% 2nd half: 6-12 50.0% Game: 6-26 23.1%  
 FT % 1st Half: 5-7 71.4% 2nd half: 5-11 45.5% Game: 10-18 55.6%

**Iowa 95 • 1-0**

#	Player	Total		3-Ptr		Rebounds			PF	TP	A	TO	Blk	Stl	Min
		FG-FGA	FT-FTA	FG-FGA	FT-FTA	Off	Def	Tot							
00	Wagner, Ahmad	0-2	0-0	2-4	2	4	6	2	2	4	1	0	0	19	
05	Cook, Tyler	4-4	0-0	4-7	2	4	6	1	12	3	0	0	1	21	
55	Garza, Luka	6-6	0-0	4-8	1	4	5	1	16	1	1	3	0	18	
03	Bohannon, Jordan	4-10	4-7	0-0	0	1	1	1	12	6	0	0	1	21	
04	Moss, Isaiah	5-7	4-6	0-0	0	1	1	2	14	1	1	0	1	13	
01	Dailey, Maishe	3-5	1-2	3-3	1	1	2	1	10	1	3	0	0	18	
02	Nunge, Jack	2-4	0-1	6-7	1	3	4	1	10	0	2	1	4	19	
11	Rose, Charlie	0-0	0-0	0-0	0	0	0	1	0	0	0	0	0	3	
15	Kriener, Ryan	2-3	0-0	0-1	0	1	1	3	4	2	3	2	0	14	
20	Till, Riley	0-0	0-0	0-0	0	1	1	0	0	0	1	0	1	5	
24	Ellingson, Brady	3-5	3-5	0-0	0	1	1	0	9	4	1	0	0	28	
25	Uhl, Dom	0-1	0-1	1-2	0	3	3	2	1	0	2	1	0	8	
35	Pemsl, Cordell	2-5	0-0	1-3	1	4	5	4	5	1	2	0	0	13	
	Team				2	0	2								
	<b>Totals</b>	<b>31-52</b>	<b>12-22</b>	<b>21-35</b>	<b>10</b>	<b>28</b>	<b>38</b>	<b>19</b>	<b>95</b>	<b>23</b>	<b>17</b>	<b>7</b>	<b>8</b>	<b>200</b>	

FG % 1st Half: 19-31 61.3% 2nd half: 12-21 57.1% Game: 31-52 59.6%  
 3FG % 1st Half: 7-14 50.0% 2nd half: 5-8 62.5% Game: 12-22 54.5%  
 FT % 1st Half: 7-14 50.0% 2nd half: 14-21 66.7% Game: 21-35 60.0%

Officials: Glenn Mayborg, Lewis Garrison, Brooks Wells  
 Technical fouls: Chicago State-None. Iowa-None.  
 Attendance: 12100

Score by periods	1st	2nd	Total
Chicago State	27	35	62
Iowa	52	43	95

Last FG - CSU 2nd-00:14, IOWA 2nd-00:24.  
 Largest lead - CSU by 2 1st-19:39, IOWA by 40 2nd-09:36.  
 CSU led for 00:45. IOWA led for 38:54. Game was tied for 00:21.

Score tied - 0 times.  
 Lead changed - 1 time.

## Game 2 - Iowa 92, Alabama State 58

**Official Basketball Box Score -- Game Totals -- Final Statistics**  
**Alabama State vs Iowa**  
 11/12/17 3:00 p.m. at Carver-Hawkeye Arena - Iowa City, IA

**Alabama State 58 • 0-2**

#	Player	Total		3-Ptr		Rebounds			PF	TP	A	TO	Blk	Stl	Min
		FG-FGA	FT-FTA	FG-FGA	FT-FTA	Off	Def	Tot							
14	Jones, Ed	2-8	0-1	1-1	1	1	2	5	5	0	0	1	0	23	
24	Johnsen, Brandon	6-8	0-0	1-4	0	7	7	3	13	0	1	4	2	34	
03	Davis, Gene	3-6	2-2	0-1	1	1	2	1	8	2	4	0	0	21	
05	Ewusho, Tobai	6-14	0-0	1-2	4	6	10	4	13	4	1	0	2	32	
12	Gee, Reginald	5-12	2-4	3-3	3	5	8	0	15	0	1	0	0	26	
02	Johnson, Micah	1-1	0-0	0-0	0	1	1	2	2	2	3	0	0	7	
10	Ross, Jacoby	0-3	0-3	0-0	0	0	0	0	0	1	1	0	0	12	
11	Rogers, Austin	0-2	0-1	0-0	0	0	0	2	0	0	1	0	0	12	
13	Deneus, Fredens	0-0	0-0	0-0	0	0	0	0	0	0	0	0	0	2	
15	Pichardo, Fausto	0-1	0-0	0-0	0	0	0	4	0	0	1	0	0	5	
21	Wright, Marrice	1-4	0-1	0-0	4	2	6	1	2	1	0	1	1	15	
30	LeFlore, Terrance	0-4	0-2	0-0	1	0	1	0	0	0	2	0	0	7	
52	Rogers, Steve	0-1	0-0	0-0	0	0	0	0	0	0	1	0	0	4	
	Team				1	0	1								
	<b>Totals</b>	<b>24-64</b>	<b>4-14</b>	<b>6-11</b>	<b>15</b>	<b>23</b>	<b>38</b>	<b>22</b>	<b>58</b>	<b>10</b>	<b>17</b>	<b>6</b>	<b>5</b>	<b>200</b>	

FG % 1st Half: 10-34 29.4% 2nd half: 14-30 46.7% Game: 24-64 37.5%  
 3FG % 1st Half: 1-8 12.5% 2nd half: 3-6 50.0% Game: 4-14 28.6%  
 FT % 1st Half: 1-4 25.0% 2nd half: 5-7 71.4% Game: 6-11 54.5%

**Iowa 92 • 2-0**

#	Player	Total		3-Ptr		Rebounds			PF	TP	A	TO	Blk	Stl	Min
		FG-FGA	FT-FTA	FG-FGA	FT-FTA	Off	Def	Tot							
00	Wagner, Ahmad	2-3	1-1	0-2	4	3	7	1	5	1	1	0	1	12	
05	Cook, Tyler	4-8	0-1	2-4	2	4	6	2	10	2	0	0	1	16	
55	Garza, Luka	2-8	0-1	7-11	5	8	13	1	11	1	1	2	0	19	
03	Bohannon, Jordan	1-4	1-4	2-2	0	1	1	1	5	6	1	0	0	18	
04	Moss, Isaiah	4-7	2-5	2-2	0	2	2	3	11	2	1	0	0	18	
01	Dailey, Maishe	4-10	2-6	1-2	0	2	2	0	12	1	3	0	2	20	
02	Nunge, Jack	2-6	2-4	0-0	2	3	5	1	6	1	1	2	3	20	
11	Rose, Charlie	1-2	0-1	0-0	1	0	1	0	2	0	1	0	0	4	
15	Kriener, Ryan	2-2	0-0	0-0	1	3	4	4	4	4	0	0	1	17	
20	Till, Riley	0-1	0-1	0-0	0	0	0	0	0	0	0	0	0	4	
24	Ellingson, Brady	3-6	3-5	0-0	0	1	1	0	9	4	0	0	0	20	
25	Uhl, Dom	1-2	0-0	0-2	2	2	4	0	2	1	0	0	0	8	
35	Pemsl, Cordell	6-9	0-0	3-8	4	1	5	1	15	1	2	1	1	24	
	Team				1	2	2								
	<b>Totals</b>	<b>32-68</b>	<b>11-29</b>	<b>17-33</b>	<b>22</b>	<b>31</b>	<b>53</b>	<b>14</b>	<b>92</b>	<b>25</b>	<b>9</b>	<b>6</b>	<b>9</b>	<b>200</b>	

FG % 1st Half: 14-31 45.2% 2nd half: 18-37 48.6% Game: 32-68 47.1%  
 3FG % 1st Half: 5-11 45.5% 2nd half: 6-18 33.3% Game: 11-29 37.9%  
 FT % 1st Half: 14-23 60.9% 2nd half: 3-10 30.0% Game: 17-33 51.5%

Officials: Bill Ek, Rob Riley, Brian McNutt  
 Technical fouls: Alabama State-None. Iowa-None.  
 Attendance: 11637  
 Cayman Islands Classic Preliminary Game  
 Fouled Out - Alabama State: Jones (1:09)

Score by periods	1st	2nd	Total
Alabama State	22	36	58
Iowa	47	45	92

Last FG - ALST 2nd-00:42, IOWA 2nd-00:18.  
 Largest lead - ALST by 2 1st-19:02, IOWA by 42 2nd-11:12.  
 ALST led for 00:48. IOWA led for 37:37. Game was tied for 01:35.

Score tied - 1 time.  
 Lead changed - 3 times.

## Game 3 - Iowa 85, Grambling State 74

**Official Basketball Box Score -- Game Totals -- Final Statistics**  
**Grambling State vs Iowa**  
 11/16/17 7:00 p.m. at Carver-Hawkeye Arena - Iowa City, IA

**Grambling State 74 • 0-2**

#	Player	Total		3-Ptr		Rebounds			PF	TP	A	TO	Blk	Stl	Min
		FG-FGA	FT-FTA	FG-FGA	FT-FTA	Off	Def	Tot							
11	Mpoyo, Axel	8-18	1-1	4-4	5	1	6	1	21	2	1	1	2	35	
32	Jackson, DeVante	0-2	0-1	0-0	0	1	1	3	0	1	0	0	0	15	
01	Smith, Jr., Ivy	3-7	1-1	0-0	1	1	2	4	7	8	1	0	0	30	
04	Gaston, Anthony	6-14	4-10	0-0	2	1	3	4	16	4	1	0	1	37	
05	Thomas, Shirmane	2-6	1-3	0-0	1	4	5	3	5	2	3	0	1	25	
02	Ribeiro, Nigel	5-9	2-3	0-0	0	0	0	2	12	2	0	0	0	16	
03	Wright, Kareem	0-1	0-1	0-0	0	0	0	0	0	0	0	0	0	2	
10	Wilks, Drake	0-2	0-2	0-0	0	0	0	1	0	0	1	0	0	6	
12	Jackson, Bobby	0-2	0-0	0-0	2	4	6	3	0	0	1	1	1	14	
23	Wol, Diing Diing	0-0	0-0	0-0	0	0	0	0	0	0	1	0	1	4	
24	Jones, Dontae	5-7	1-2	2-2	0	2	2	4	13	0	2	0	0	16	
	Team				2	0	2								
	<b>Totals</b>	<b>29-68</b>	<b>10-24</b>	<b>6-6</b>	<b>13</b>	<b>14</b>	<b>27</b>	<b>25</b>	<b>74</b>	<b>19</b>	<b>11</b>	<b>2</b>	<b>7</b>	<b>200</b>	

FG % 1st Half: 14-32 43.8% 2nd half: 15-36 41.7% Game: 29-68 42.6%  
 3FG % 1st Half: 5-10 50.0% 2nd half: 5-14 35.7% Game: 10-24 41.7%  
 FT % 1st Half: 2-2 100.0 2nd half: 4-4 100.0 Game: 6-6 100.0

**Iowa 85 • 3-0**

#	Player	Total		3-Ptr		Rebounds			PF	TP	A	TO	Blk	Stl	Min
		FG-FGA	FT-FTA	FG-FGA	FT-FTA	Off	Def	Tot							
00	Wagner, Ahmad	0-0	0-0	1-2	0	1	1	0	1	1	2	1	1	12	
05	Cook, Tyler	4-6	0-0	7-8	4	3	7	4	15	1	3	1	1	29	
55	Garza, Luka	6-9	0-1	1-4	2	7	9	3	13	2	2	3	2	28	
03	Bohannon, Jordan	1-7	1-4	9-10	1	1	2	2	12	7	1	0	2		

## Game 5 - South Dakota State 80, Iowa 72

Official Basketball Box Score -- Game Totals -- Final Statistics  
Iowa vs South Dakota State  
11/21/17 Noon at Cayman Island Classic

Iowa 72 • 3-2

#	Player	Total			3-Ptr			Rebounds			PF	TP	A	TO	Blk	Stl	Min.
		FG-FGA	FG-FGA	FT-FTA	FG-FGA	FG-FGA	FT-FTA	Off	Def	Tot							
00	Wagner, Ahmad	f	5-6	1-1	0-0	2	1	3	3	11	1	1	0	1	17		
05	Cook, Tyler	f	4-10	0-0	3-4	1	5	6	5	11	1	1	2	0	28		
55	Garza, Luka	f	2-7	0-2	0-3	2	8	10	1	4	1	0	1	0	28		
03	Bohannon, Jordan	g	2-5	2-5	1-2	1	1	2	3	7	1	0	0	0	32		
04	Moss, Isaiah	g	8-16	2-7	0-0	0	2	2	1	18	3	4	0	2	32		
01	Dailey, Maishe	g	0-2	0-2	0-0	0	0	0	0	0	0	0	0	0	5		
02	Nunge, Jack	g	5-5	2-2	2-4	1	1	2	2	14	1	2	0	1	25		
15	Kriener, Ryan	g	2-2	1-1	0-0	0	1	1	1	5	0	3	0	0	10		
20	Till, Riley	g	0-0	0-0	0-0	0	0	0	0	0	0	0	0	0	0+		
24	Ellingson, Brady	g	0-1	0-1	0-0	0	1	1	0	0	2	0	0	0	9		
25	Uhl, Dom	g	0-0	0-0	0-0	0	0	0	0	0	0	0	0	0	2		
35	Pemsi, Cordell	g	0-1	0-0	2-2	0	3	3	1	2	2	1	0	0	12		
Team						2	3	5									
Totals			28-55	8-21	8-15	9	26	35	17	72	16	15	3	4	200		

FG % 1st Half: 14-33 42.4% 2nd half: 14-22 63.6% Game: 28-55 50.9%  
3FG % 1st Half: 3-11 27.3% 2nd half: 5-10 50.0% Game: 8-21 38.1%  
FT % 1st Half: 2-2 100.0% 2nd half: 6-13 46.2% Game: 8-15 53.3%

South Dakota State 80 • 4-2

#	Player	Total			3-Ptr			Rebounds			PF	TP	A	TO	Blk	Stl	Min.
		FG-FGA	FG-FGA	FT-FTA	FG-FGA	FG-FGA	FT-FTA	Off	Def	Tot							
23	Reed Tellinghuisen	f	4-12	2-4	5-5	0	3	3	3	15	2	0	0	0	36		
24	Mike Daum	f	4-11	1-3	1-2	1	2	3	2	10	4	4	0	1	31		
45	Ian Theisen	f	2-2	1-1	0-0	2	7	9	4	5	0	0	0	2	20		
02	Tevin King	g	7-13	1-3	1-2	2	5	7	0	16	3	0	0	5	33		
03	Chris Howell	g	0-4	0-0	0-0	0	0	0	0	1	1	0	0	0	11		
00	Brandon Key	g	1-2	0-0	0-0	0	2	2	1	2	0	2	0	1	7		
01	Skyler Flatten	g	0-1	0-0	0-0	0	0	0	0	0	0	0	0	0	6		
05	David Jenkins Jr.	g	7-12	3-7	6-7	1	2	3	2	23	0	1	0	0	28		
25	Lane Sevryn	g	2-4	2-2	3-3	2	1	3	3	9	0	1	1	0	28		
Team						2	0	2									
Totals			27-61	10-20	16-19	10	22	32	15	80	10	11	1	9	200		

FG % 1st Half: 12-30 40.0% 2nd half: 15-31 48.4% Game: 27-61 44.3%  
3FG % 1st Half: 4-9 44.4% 2nd half: 6-11 54.5% Game: 10-20 50.0%  
FT % 1st Half: 8-8 100.0% 2nd half: 8-11 72.7% Game: 16-19 84.2%

Officials: Ron Groover, Steve Olsen, Rob Kuenenan  
Technical fouls: Iowa-None. South Dakota State-None.  
Attendance: 1275

Score by periods	1st	2nd	Total
Iowa	33	39	72
South Dakota State	36	44	80

Points	In	Off	2nd	Fast	Bench
	Paint	T/O	Chance	Break	
IOWA	28	15	6	7	21
SDSU	26	25	11	7	34

Last FG - IOWA 2nd-00:13, SDSU 2nd-02:08.  
Largest lead - IOWA by 6 1st-18:16, SDSU by 9 2nd-00:42.  
IOWA led for 09:22. SDSU led for 26:25. Game was tied for 04:13.

Score tied - 10 times.  
Lead changed - 9 times.

## Game 6 - Iowa 95, UAB 85

Official Basketball Box Score -- Game Totals -- Final Statistics  
Iowa vs UAB  
11/22/17 Noon at Cayman Island Classic

Iowa 95 • 4-2

#	Player	Total			3-Ptr			Rebounds			PF	TP	A	TO	Blk	Stl	Min.
		FG-FGA	FG-FGA	FT-FTA	FG-FGA	FG-FGA	FT-FTA	Off	Def	Tot							
02	Nunge, Jack	f	0-3	0-1	0-0	1	2	3	2	0	3	0	0	0	14		
05	Cook, Tyler	f	8-11	0-0	13-16	1	5	6	4	29	1	3	0	0	35		
55	Garza, Luka	f	6-8	0-0	2-3	2	5	7	4	14	1	1	3	0	29		
03	Bohannon, Jordan	g	9-12	6-8	6-6	0	1	1	1	30	4	2	0	1	35		
04	Moss, Isaiah	g	5-11	1-2	1-2	0	2	2	2	12	4	1	0	1	32		
01	Dailey, Maishe	g	1-2	1-1	4-4	0	2	2	1	7	1	0	0	0	20		
15	Kriener, Ryan	g	1-1	0-0	0-0	0	1	1	4	2	0	2	0	0	11		
24	Ellingson, Brady	g	0-1	0-1	0-0	0	0	0	0	0	0	1	0	1	6		
25	Uhl, Dom	g	0-0	0-0	0-0	0	0	0	0	0	0	1	0	0	2		
35	Pemsi, Cordell	g	0-1	0-0	1-4	0	5	5	0	1	4	0	1	0	16		
Team						0	2	2									
Totals			30-50	8-13	27-35	4	25	29	18	95	18	11	4	3	200		

FG % 1st Half: 15-27 55.6% 2nd half: 15-23 65.2% Game: 30-50 60.0%  
3FG % 1st Half: 4-7 57.1% 2nd half: 4-6 66.7% Game: 8-13 61.5%  
FT % 1st Half: 15-18 83.3% 2nd half: 12-17 70.6% Game: 27-35 77.1%

UAB 85 • 3-3

#	Player	Total			3-Ptr			Rebounds			PF	TP	A	TO	Blk	Stl	Min.
		FG-FGA	FG-FGA	FT-FTA	FG-FGA	FG-FGA	FT-FTA	Off	Def	Tot							
03	COKLEY, Chris	f	9-15	0-0	7-8	3	5	8	2	25	0	0	0	1	31		
04	LEE, William	f	3-12	0-3	0-0	3	2	5	5	6	0	2	1	2	28		
01	BRYANT, Zack	g	4-10	0-3	1-2	2	1	3	3	9	5	3	0	1	31		
02	NORTON, Nick	g	3-7	2-6	2-2	0	1	1	2	10	5	3	0	1	21		
13	DARLING, Nate	g	5-11	1-5	2-2	0	3	3	3	13	3	0	0	1	31		
05	LAVENDER, Deion	g	0-0	0-0	0-0	0	0	0	2	0	0	0	0	0	4		
11	GUEYE, Makhtar	g	0-0	0-0	0-0	0	0	0	2	0	0	0	0	0	5		
17	PERRY, Jalen	g	3-9	3-6	4-4	0	5	5	0	13	2	1	0	1	31		
23	SULLIVAN, Lewis	g	4-5	1-2	0-0	3	1	4	3	9	0	0	0	0	15		
33	SMALLWOOD, Thomas	g	0-0	0-0	0-0	0	1	1	0	0	0	0	0	0	3		
Team						3	2	5									
Totals			31-69	7-25	16-18	14	21	35	22	85	15	9	1	7	200		

FG % 1st Half: 16-33 48.5% 2nd half: 15-36 41.7% Game: 31-69 44.9%  
3FG % 1st Half: 3-11 27.3% 2nd half: 4-14 28.6% Game: 7-25 28.0%  
FT % 1st Half: 2-3 66.7% 2nd half: 14-15 93.3% Game: 16-18 88.9%

Officials: Pat Adams, Eric Curry, Mark Riggs  
Technical fouls: Iowa-None. UAB-TEAM.  
Attendance: 1020

Score by periods	1st	2nd	Total
Iowa	49	46	95
UAB	37	48	85

Points	In	Off	2nd	Fast	Bench
	Paint	T/O	Chance	Break	
IOWA	36	13	5	14	10
UAB	40	11	20	0	22

Last FG - IOWA 2nd-00:42, UAB 2nd-02:42.  
Largest lead - IOWA by 15 2nd-16:59, UAB by 9 1st-06:35.  
IOWA led for 33:04. UAB led for 05:22. Game was tied for 01:34.

Score tied - 4 times.  
Lead changed - 2 times.

## Game 7 - Virginia Tech 79, Iowa 55

Official Basketball Box Score -- Game Totals -- Final Statistics  
Iowa vs Virginia Tech  
11/28/17 9:00 PM at Cassell Coliseum, Blacksburg, Va.

Iowa 55 • 4-3

#	Player	Total			3-Ptr			Rebounds			PF	TP	A	TO	Blk	Stl	Min.
		FG-FGA	FG-FGA	FT-FTA	FG-FGA	FG-FGA	FT-FTA	Off	Def	Tot							
00	Wagner, Ahmad	*	1-3	0-0	0-0	1	1	2	1	2	0	1	0	0	12		
03	Bohannon, Jordan	*	4-12	4-8	0-0	0	2	2	1	12	3	2	0	0	36		
04	Moss, Isaiah	*	1-6	0-2	0-0	0	2	2	2	2	1	4	0	0	22		
05	Cook, Tyler	*	6-10	0-0	4-6	1	8	9	3	16	1	2	2	0	29		
55	Garza, Luka	*	2-6	0-0	0-2	2	2	4	2	4	0	0	1	0	14		
01	Dailey, Maishe	g	2-5	0-2	0-0	0	0	0	1	4	0	2	0	0	12		
02	Nunge, Jack	g	2-4	0-1	0-0	2	4	6	1	4	0	1	0	1	20		
15	Kriener, Ryan	g	0-1	0-0	0-0	0	0	0	3	0	0	0	0	2	5		
24	Ellingson, Brady	g	0-2	0-2	0-0	0	0	0	2	0	0	0	1	1	7		
35	Pemsi, Cordell	g	2-8	0-0	2-2	7	7	14	1	6	6	0	1	0	21		
51	Baer, Nicholas	g	2-9	1-5	0-0	1	3	4	2	5	0	2	0	1	22		
Team						1	0	1									
Totals			22-66	5-20	6-10	15	29	44	20	55	11	14	5	5	200		

FG % 1st Half: 15-29 51.7% 2nd half: 7-37 18.9% Game: 22-66 33.3%  
3FG % 1st Half: 4-8 50.0% 2nd half: 1-12 8.3% Game: 5-20 25.0%  
FT % 1st Half: 4-4 100.0% 2nd half: 2-6 33.3% Game: 6-10 60.0%

Virginia Tech 79 • 6-1

#	Player	Total			3-Ptr			Rebounds			PF	TP	A	TO	Blk	Stl	Min.
		FG-FGA	FG-FGA	FT-FTA													



## Game 9 - Indiana 77, Iowa 64

Official Basketball Box Score -- Game Totals -- Final Statistics  
Iowa vs Indiana  
12/04/17 8:00 p.m. at Simon Skjodt Assembly Hall

Iowa 64 • 4-5, 0-2

#	Player	Total			3-Ptr			Rebounds			PF	TP	A	TO	Blk	Stl	Min
		FG	FGA	FT	FTA	Off	Def	Tot									
02	Nunge, Jack	f	4-8	2-4	2-2	1	5	6	3	12	1	0	1	1		26	
05	Cook, Tyler	f	4-8	1-1	0-0	4	1	5	3	9	0	3	0	1		14	
55	Garza, Luka	f	3-4	0-0	0-2	1	2	3	2	6	1	1	0	0		15	
03	Bohannon, Jordan	g	2-8	2-6	1-2	0	4	4	1	7	4	5	0	0		29	
04	Moss, Isaiah	g	1-5	0-1	0-0	0	4	4	0	2	1	2	0	0		17	
00	Wagner, Ahmad		2-8	0-1	0-0	4	0	4	4	4	0	1	0	1		20	
01	Dailey, Maishe		1-7	1-4	0-0	0	5	5	0	3	4	0	0	0		21	
24	Ellingson, Brady		6-9	3-4	1-2	0	1	1	1	16	4	0	1	1		24	
25	Uhl, Dom		0-1	0-0	0-0	0	0	0	0	0	0	1	0	0		2	
35	Pemsl, Cordell		1-4	0-0	0-0	0	2	2	2	2	1	2	1	1		18	
51	Baer, Nicholas		1-3	1-3	0-1	0	3	3	4	3	1	3	3	1		14	
	Team					4	1	5									
	<b>Totals</b>		<b>25-65</b>	<b>10-24</b>	<b>4-9</b>	<b>14</b>	<b>28</b>	<b>42</b>	<b>20</b>	<b>64</b>	<b>17</b>	<b>18</b>	<b>6</b>	<b>6</b>	<b>200</b>		

FG % 1st Half: 9-31 29.0% 2nd half: 16-34 47.1% Game: 25-65 38.5%  
3FG % 1st Half: 6-14 42.9% 2nd half: 4-10 40.0% Game: 10-24 41.7%  
FT % 1st Half: 2-5 40.0% 2nd half: 2-4 50.0% Game: 4-9 44.4%

Indiana 77 • 5-4, 1-1

#	Player	Total			3-Ptr			Rebounds			PF	TP	A	TO	Blk	Stl	Min
		FG	FGA	FT	FTA	Off	Def	Tot									
13	Morgan, Juwan	f	6-9	0-1	3-4	4	6	10	3	15	0	1	1	2		29	
20	Davis, DeRon	f	5-11	0-0	3-9	4	2	6	0	13	1	2	4	2		18	
01	Aljami Durham	g	3-7	1-3	0-0	1	1	2	3	7	0	1	0	1		22	
02	Newkirk, Josh	g	2-5	1-1	1-2	2	5	7	0	6	1	1	0	2		28	
04	Johnson, Robert	g	2-9	1-6	4-4	0	7	7	1	9	3	2	0	1		32	
03	Smith, Justin		0-4	0-0	0-0	1	1	2	0	0	1	1	1	0		7	
10	Jager, Johnny		0-0	0-0	0-0	0	0	0	0	0	0	0	0	0		1	
11	Green, Devonte		4-8	2-4	2-2	1	1	2	2	12	4	2	0	1		25	
15	McRoberts, Zach		1-2	0-0	0-0	1	1	2	2	2	1	0	0	1		12	
21	McSwain Jr., Freddie		0-1	0-0	0-0	0	2	2	2	0	1	0	0	0		4	
22	Moore, Clifton		0-1	0-0	0-0	0	0	0	0	1	0	0	0	0		2	
30	Hartman, Collin		4-9	3-6	2-2	0	5	5	2	13	2	0	0	1		20	
35	Priller, Tim		0-0	0-0	0-0	0	0	0	0	0	0	0	0	0		0+	
	Team					2	0	2									
	<b>Totals</b>		<b>27-66</b>	<b>8-21</b>	<b>15-23</b>	<b>16</b>	<b>31</b>	<b>47</b>	<b>16</b>	<b>77</b>	<b>14</b>	<b>10</b>	<b>6</b>	<b>11</b>	<b>200</b>		

FG % 1st Half: 14-33 42.4% 2nd half: 13-33 39.4% Game: 27-66 40.9%  
3FG % 1st Half: 5-13 38.5% 2nd half: 3-8 37.5% Game: 8-21 38.1%  
FT % 1st Half: 8-11 72.7% 2nd half: 7-12 58.3% Game: 15-23 65.2%

Officials: Bo Boroski, Gene Saterator, Keith Kimble  
Technical fouls: Iowa-None. Indiana-None.  
Attendance: 17222

Score by periods	1st	2nd	Total
Iowa	26	38	64
Indiana	41	36	77

Last FG - IOWA 2nd-00:19, IND 2nd-03:06.  
Largest lead - IOWA by 3 1st-19:41, IND by 22 2nd-03:06.  
IOWA led for 04:06. IND led for 34:52. Game was tied for 01:02.

Score tied - 3 times.  
Lead changed - 9 times.

## Game 10 - Iowa State 84, Iowa 78

Official Basketball Box Score -- Game Totals -- Final Statistics  
Iowa vs Iowa State  
12/07/17 7:01 p.m. at Hilton Coliseum - Ames, Iowa

Iowa 78 • 4-6

#	Player	Total			3-Ptr			Rebounds			PF	TP	A	TO	Blk	Stl	Min
		FG	FGA	FT	FTA	Off	Def	Tot									
02	Nunge, Jack	*	7-14	1-5	1-3	4	4	8	4	16	4	0	1	0		23	
03	Bohannon, Jordan	*	7-13	5-10	0-0	0	1	1	3	19	2	4	0	0		31	
04	Moss, Isaiah	*	2-8	0-4	0-0	0	2	2	0	4	1	1	1	0		17	
05	Cook, Tyler	*	1-5	0-2	0-2	4	4	8	2	2	5	3	0	0		25	
24	Ellingson, Brady	*	3-11	1-6	0-1	0	4	4	1	7	5	2	0	2		30	
00	Wagner, Ahmad		1-1	0-0	0-0	0	1	1	0	2	0	1	1	0		5	
01	Dailey, Maishe		2-4	2-3	0-0	0	6	6	1	6	0	1	0	0		18	
15	Kriener, Ryan		1-4	0-1	0-0	2	1	3	1	2	0	0	0	0		6	
35	Pemsl, Cordell		5-6	0-0	0-0	4	4	8	1	10	3	1	0	0		17	
51	Baer, Nicholas		3-7	2-5	0-0	5	2	7	4	8	2	2	0	0		21	
55	Garza, Luka		1-1	0-0	0-2	1	3	4	2	2	1	2	0	0		7	
	Team					0	1	1									
	<b>Totals</b>		<b>33-74</b>	<b>11-36</b>	<b>1-8</b>	<b>20</b>	<b>33</b>	<b>53</b>	<b>19</b>	<b>78</b>	<b>23</b>	<b>18</b>	<b>3</b>	<b>2</b>	<b>200</b>		

FG % 1st Half: 17-40 42.5% 2nd half: 16-34 47.1% Game: 33-74 44.6%  
3FG % 1st Half: 7-18 38.9% 2nd half: 4-18 22.2% Game: 11-36 30.6%  
FT % 1st Half: 0-5 0.0% 2nd half: 1-3 33.3% Game: 1-8 12.5%

Iowa State 84 • 6-2

#	Player	Total			3-Ptr			Rebounds			PF	TP	A	TO	Blk	Stl	Min
		FG	FGA	FT	FTA	Off	Def	Tot									
01	Weller-Babb, Nick	*	5-10	1-3	4-5	0	6	6	1	15	10	3	0	4		37	
04	Jackson, Donovan	*	4-13	2-8	2-2	0	1	1	3	12	0	2	0	1		34	
05	Wigginton, Lindell	*	9-18	4-8	2-3	0	2	2	2	24	2	0	0	0		37	
33	Young, Solomon	*	4-8	0-0	0-1	2	5	7	2	8	0	0	0	1		28	
55	Beverly, Jeff	*	3-4	0-1	0-0	1	2	3	1	6	1	1	1	0		13	
02	Lard, Cameron	*	3-5	0-0	0-1	3	0	3	3	6	0	1	0	0		12	
13	Long, Jakobly	*	0-0	0-0	0-0	0	0	0	0	0	0	0	0	0		3	
24	Lewis, Terrence	*	2-5	2-5	2-2	0	1	1	0	8	0	0	0	1		9	
30	Brase, Hans	*	0-2	0-2	5-6	0	7	7	1	5	3	1	0	2		27	
	Team					0	1	1									
	<b>Totals</b>		<b>30-65</b>	<b>9-27</b>	<b>15-20</b>	<b>6</b>	<b>25</b>	<b>31</b>	<b>13</b>	<b>84</b>	<b>16</b>	<b>8</b>	<b>1</b>	<b>9</b>	<b>200</b>		

FG % 1st Half: 15-34 44.1% 2nd half: 15-31 48.4% Game: 30-65 46.2%  
3FG % 1st Half: 3-13 23.1% 2nd half: 6-14 42.9% Game: 9-27 33.3%  
FT % 1st Half: 3-5 60.0% 2nd half: 12-15 80.0% Game: 15-20 75.0%

Officials: Tom Eades, Mike Eades, Keith Kimble  
Technical fouls: Iowa-None. Iowa State-None.  
Attendance: 14384  
Iowa Corn Cy-Hawk Series

Score by periods	1st	2nd	Total
Iowa	41	37	78
Iowa State	36	48	84

Last FG - IOWA 2nd-00:06, ISU 2nd-00:01.  
Largest lead - IOWA by 5 1st-00:36, ISU by 10 2nd-04:20.  
IOWA led for 15:20. ISU led for 21:21. Game was tied for 03:14.

Points In Off 2nd Fast  
IOWA 38 T/O 16 2 30  
ISU 28 6 2 19  
Score tied - 7 times.  
Lead changed - 17 times.

## Game 11 - Iowa 91, Southern 60

Official Basketball Box Score -- Game Totals -- Final Statistics  
Southern vs Iowa  
12/10/17 4 p.m. at Carver-Hawkeye Arena - Iowa City, IA

Southern 60 • 2-8, 0-0

#	Player	Total			3-Ptr			Rebounds			PF	TP	A	TO	Blk	Stl	Min
		FG	FGA	FT	FTA	Off	Def	Tot									
02	Emanuel Sheperd	f	0-4	0-0	2-2	3	3	6	2	2	1	1	4	0		22	
12	Jared Sam	f	3-10	0-0	5-6	2	8	10	2	11	1	1	0	1		36	
03	Eddie Reese	g	3-9	1-5	1-2	1	4	5	0	8	1	3	0	1		26	
04	Chris Thomas	g	4-10	1-3	1-2	2	1	3	3	10	0	1	0	1		26	
10	Jamar Sandifer	g	1-6	0-2	0-0	1	4	5	4	2	0	0	0	0		15	
00	Richard Lee	g	1-5	0-3	0-0	0	2	2	2	2	0	0	0	0		8	
01	LaQuentin Collins		0-3	0-1	2-2	0	1	1	0	2	0	1	0	0		14	
14	Aaron Ray		4-7	1-2	3-4	0	0	0	4	12	0	0	0	1		21	
22	Shaquille Benson		3-7	0-0	1-2	5	1	6	1	7	0	0	1	0		15	
30	DeRias Johnson		2-8	0-5	0-0	1	1	2	1	4	1	1	0	0		10	
44	Mubashar Ali		0-1	0-0	0-0	0	1	1	3	0	1	0	0	0		7	
	Team					1	3	4									
	<b>Totals</b>		<b>21-70</b>	<b>3-21</b>	<b>15-20</b>	<b>16</b>	<b>29</b>	<b>45</b>	<b>22</b>	<b>60</b>	<b>4</b>	<b>11</b>	<b>2</b>	<b>4</b>	<b>200</b>		

FG % 1st Half: 10-33 30.3% 2nd half: 11-37 29.7% Game: 21-70 30.0%  
3FG % 1st Half: 1-8 12.5% 2nd half: 2-13 15.4% Game: 3-21 14.3%  
FT % 1st Half: 10-14 71.4% 2nd half: 5-6 83.3% Game: 15-20 75.0%

Iowa 91 • 5-6, 0-2

#	Player	Total			3-Ptr			Rebounds			PF	TP	A	TO	Blk	Stl	Min
		FG	FGA	FT	FTA	Off	Def	Tot									
02	Nunge, Jack	f	2-5	1-2	6-6	0	2	2	1	11	2	1	4	0		20	
05	Cook, Tyler	f	3-5	0-0	2-2	0	4	4	4	8	0	1	2	0		17	
51	Baer, Nicholas	f	1-3	1-2	1-3	1	2	3	2	4	2	1	0	1		12	
03	Bohannon, Jordan	g	1-6	0-3	2-2	0	3	3	1	4	5	0	0	1		25	
04	Moss, Isaiah	g	4-10	4-9	0-0	1	1	2	0	12	2	0	0	1		21	
00	Wagner, Ahmad		0-0	0-0	1-2	0	3	3	1	0	1	0	0	0		11	
01	Dailey, Maishe		3-9	3-6	0-0	2	2	4	0	9	2	0	0	0		21	
11	Rose, Charlie		0-1	0-1													

## Game 13 - Iowa 92, Southern Utah 64

Official Basketball Box Score -- Game Totals -- Final Statistics  
Southern Utah vs Iowa  
12/19/17 8:05 p.m. at Carver-Hawkeye Arena - Iowa City, IA

Southern Utah 64 • 6-5, 0-0

#	Player	Total			3-Ptr			Rebounds			PF	TP	A	TO	Blk	Stl	Min
		FG-FGA	FG-FGA	FT-FTA	FG-FGA	FG-FGA	FT-FTA	Off	Def	Tot							
10	Calloway, Jacob	f	3-6	2-4	0-2	1	1	2	2	8	2	3	0	2	18		
34	Musoko, Christian	f	2-2	0-0	0-0	0	1	1	4	4	0	1	0	0	15		
04	Marin, Dre	g	3-8	0-3	0-0	0	6	6	1	6	3	3	0	1	34		
12	Cohee, Jaden	g	5-14	1-4	1-2	1	5	6	0	12	5	2	0	0	34		
14	McGee, James	g	2-7	2-7	0-0	0	1	1	3	6	4	1	0	0	31		
02	Better, Brandon	g	3-11	2-6	4-4	0	0	0	4	12	1	0	0	0	17		
05	Lyons, Jordan	g	0-0	0-0	0-0	0	0	0	0	1	0	0	0	0	9		
15	Aytes, Jamal	g	4-9	0-0	0-0	0	3	3	3	8	0	1	0	0	15		
22	Madunic, Ivan	g	1-2	1-2	2-4	0	5	4	5	1	1	0	3	16			
33	Johnson, Matthew	g	0-0	0-0	0-0	0	0	0	1	0	0	0	0	2			
44	Swallow, Joel	g	1-2	0-0	1-2	1	1	2	0	3	0	0	0	0	9		
	Team					0	3	3									
	Totals		24-61	8-26	8-14	3	26	29	22	64	17	12	0	6	200		

FG % 1st Half: 12-33 36.4% 2nd half: 12-28 42.9% Game: 24-61 39.3%  
3FG % 1st Half: 5-16 31.3% 2nd half: 3-10 30.0% Game: 8-26 30.8%  
FT % 1st Half: 2-6 33.3% 2nd half: 6-8 75.0% Game: 8-14 57.1%

Iowa 92 • 7-6, 0-2

#	Player	Total			3-Ptr			Rebounds			PF	TP	A	TO	Blk	Stl	Min
		FG-FGA	FG-FGA	FT-FTA	FG-FGA	FG-FGA	FT-FTA	Off	Def	Tot							
02	Nunge, Jack	f	4-5	0-1	1-2	0	4	4	0	9	4	1	0	0	21		
05	Cook, Tyler	f	7-12	0-0	2-4	1	6	7	2	16	1	0	1	0	22		
51	Baer, Nicholas	f	2-4	0-2	1-1	3	7	10	1	5	2	2	1	2	21		
03	Bohannon, Jordan	g	1-7	1-4	0-0	1	4	5	2	3	7	2	0	0	29		
04	Moss, Isaiah	g	6-14	3-8	1-1	1	2	3	2	16	1	1	0	2	24		
00	Wagner, Ahmad	g	0-0	0-0	0-0	0	0	0	0	0	0	0	0	0	1		
01	Dailey, Maishe	g	3-6	2-4	0-0	0	3	3	0	8	2	1	0	1	18		
11	Rose, Charlie	g	0-1	0-1	0-0	0	1	1	0	0	1	1	0	0	2		
15	Kriener, Ryan	g	2-3	0-0	1-2	1	3	4	0	5	3	1	0	1	10		
20	Till, Riley	g	1-1	0-0	0-0	0	0	0	1	2	0	0	0	0	3		
24	Ellingson, Brady	g	1-1	0-0	1-1	0	0	0	0	3	0	0	0	0	3		
25	Uhl, Dom	g	0-0	0-0	0-0	0	1	1	0	0	1	0	1	0	3		
30	McCaffery, Connor	g	0-1	0-1	0-0	0	1	1	0	2	0	0	0	0	15		
35	Pemsl, Cordell	g	0-3	0-0	2-2	0	4	4	1	8	0	1	0	1	9		
55	Garza, Luka	g	5-9	0-1	7-8	3	2	5	1	17	1	2	2	0	19		
	Team					0	0	0									
	Totals		35-67	6-22	16-21	10	38	48	11	92	25	12	6	7	200		

FG % 1st Half: 17-32 53.1% 2nd half: 18-35 51.4% Game: 35-67 52.2%  
3FG % 1st Half: 4-10 40.0% 2nd half: 2-12 16.7% Game: 6-22 27.3%  
FT % 1st Half: 13-16 81.3% 2nd half: 3-5 60.0% Game: 16-21 76.2%

Officials: Gene Steratore, Steve McJunkins, Bill Ek  
Technical fouls: Southern Utah-None. Iowa-None.  
Attendance: 10220

Score by periods	1st	2nd	Total
Southern Utah	31	33	64
Iowa	51	41	92

Points	In	Off	2nd	Fast	Bench
SUU	24	15	3	4	28
IOWA	52	15	13	15	43

Last FG - SUU 2nd-01:47, IOWA 2nd-01:12.  
Largest lead - SUU by 1 1st-18:04, IOWA by 30 2nd-03:34.  
SUU led for 00:15. IOWA led for 38:34. Game was tied for 01:11.

Score tied - 0 times.  
Lead changed - 2 times.

## Game 15 - Iowa 98, Northern Illinois 75

Official Basketball Box Score -- Game Totals -- Final Statistics  
Northern Illinois vs Iowa  
12/29/17 7:05 p.m. at Carver-Hawkeye Arena - Iowa City, IA

Northern Illinois 75 • 7-6, 0-0

#	Player	Total			3-Ptr			Rebounds			PF	TP	A	TO	Blk	Stl	Min
		FG-FGA	FG-FGA	FT-FTA	FG-FGA	FG-FGA	FT-FTA	Off	Def	Tot							
04	James, Lacey	f	0-1	0-0	1-2	2	2	4	4	1	0	1	0	0	12		
42	Bradley, Levi	f	1-8	0-2	0-0	3	3	3	2	2	0	1	0	2	23		
00	Thorpe, Dante	g	5-10	1-2	0-0	1	3	4	0	11	1	2	0	0	22		
02	Daow, Gaigras	g	5-8	2-4	0-0	1	5	6	1	12	2	3	0	2	23		
10	German, Eugene	g	8-15	2-5	2-2	0	3	3	0	20	3	3	0	1	23		
05	Thomas, Justin	g	6-11	2-4	2-2	0	2	2	1	16	2	0	0	1	29		
11	McCarty, Noah	g	0-1	0-0	0-0	1	0	1	4	0	0	0	0	0	11		
12	Demogerontas, A.	g	0-3	0-1	1-2	0	2	2	1	1	3	2	0	1	17		
22	Henry-Hayes, Rod	g	1-3	1-3	0-0	0	1	1	0	3	0	0	1	0	14		
32	Zelis, Andrew	g	1-3	0-0	0-0	1	0	1	0	2	1	0	0	0	4		
33	Hamilton, Owen	g	3-6	0-1	1-2	2	4	6	4	7	1	0	0	1	21		
55	Danowski, Brandon	g	0-0	0-0	0-0	0	0	0	0	0	0	0	0	0	1		
	Team					2	0	2									
	Totals		30-69	8-22	7-10	13	22	35	17	75	13	12	1	8	200		

FG % 1st Half: 13-33 39.4% 2nd half: 17-36 47.2% Game: 30-69 43.5%  
3FG % 1st Half: 3-11 27.3% 2nd half: 5-11 45.5% Game: 8-22 36.4%  
FT % 1st Half: 3-4 75.0% 2nd half: 4-6 66.7% Game: 7-10 70.0%

Iowa 98 • 9-6, 0-2

#	Player	Total			3-Ptr			Rebounds			PF	TP	A	TO	Blk	Stl	Min
		FG-FGA	FG-FGA	FT-FTA	FG-FGA	FG-FGA	FT-FTA	Off	Def	Tot							
02	Nunge, Jack	f	3-8	1-4	0-0	1	1	2	0	7	1	1	2	2	21		
51	Baer, Nicholas	f	2-3	1-2	0-0	1	1	2	1	5	0	0	0	0	12		
05	Cook, Tyler	c	6-7	0-0	5-7	2	1	3	0	17	3	0	0	0	17		
03	Bohannon, Jordan	g	2-7	1-5	0-0	0	2	2	0	5	7	0	0	0	21		
04	Moss, Isaiah	g	4-7	3-4	0-0	0	1	1	0	11	5	1	0	1	25		
00	Wagner, Ahmad	g	0-1	0-1	0-0	1	2	3	2	0	4	0	0	0	11		
01	Dailey, Maishe	g	3-3	1-1	1-2	0	0	0	0	8	4	0	0	0	12		
11	Rose, Charlie	g	0-0	0-0	0-0	0	0	0	0	0	0	0	0	0	2		
15	Kriener, Ryan	g	2-5	0-1	1-2	2	1	3	1	5	2	0	0	0	17		
20	Till, Riley	g	0-1	0-1	0-0	0	0	0	0	0	0	0	0	0	2		
24	Ellingson, Brady	g	2-4	2-4	0-0	0	2	2	0	6	2	1	0	1	17		
25	Uhl, Dom	g	0-0	0-0	0-0	0	0	0	0	0	0	0	0	0	4		
35	Pemsl, Cordell	g	4-8	0-0	1-2	0	4	4	2	9	4	1	1	1	23		
55	Garza, Luka	g	8-8	3-3	6-8	0	7	7	2	25	1	1	5	0	16		
	Team					0	6	6									
	Totals		36-62	12-26	14-21	7	28	35	8	98	34	8	8	7	200		

FG % 1st Half: 20-30 66.7% 2nd half: 16-32 50.0% Game: 36-62 58.1%  
3FG % 1st Half: 7-13 53.8% 2nd half: 5-13 38.5% Game: 12-26 46.2%  
FT % 1st Half: 9-11 81.8% 2nd half: 5-10 50.0% Game: 14-21 66.7%

Officials: Paul Szelc, Lamont Simpson, Chris Beaver  
Technical fouls: Northern Illinois-None. Iowa-None.  
Attendance: 14665

Score by periods	1st	2nd	Total
Northern Illinois	32	43	75
Iowa	56	42	98

Points	In	Off	2nd	Fast	Bench
NIU	42	13	9	12	29
IOWA	42	21	2	9	53

Last FG - NIU 2nd-00:03, IOWA 2nd-00:27.  
Largest lead - NIU None, IOWA by 32 2nd-11:35.  
NIU led for 00:00. IOWA led for 39:43. Game was tied for 00:17.

Score tied - 0 times.  
Lead changed - 0 times.

## Game 14 - Iowa 80, Colorado 73

Official Basketball Box Score -- Game Totals -- Final Statistics  
Colorado vs Iowa  
12/22/17 8:10 p.m. at Sioux Falls, SD (Sanford Pentagon)

Colorado 73 • 8-4

#	Player	Total			3-Ptr			Rebounds			PF	TP	A	TO	Blk	Stl	Min
		FG-FGA	FG-FGA	FT-FTA	FG-FGA	FG-FGA	FT-FTA	Off	Def	Tot							
00	Schwartz, D'Shawn	*	1-4	0-2	0-0	1	3	4	2	2	0	1	0	0	20		
01	Bey, Tyler	*	2-7	0-0	1-4	4	3	7	2	5	1	2	1	1	25		
05	Brown, Deleon	*	2-5	1-3	0-0	0	1	1	4	5	1	4	0	2	20		
24	King, George	*	5-11	0-4	0-0	1	3	4	4	10	0	0	0	3	20		
25	Wright, McKinley	*	6-11	3-5	6-8	1	1	2	0	21	6	0	0	3	35		
11	Nikolic, Lazar	*	0-0	0-0	0-0	0	1	1	1	0	0	0	0	0	7		
13	Wright, Namon	*	5-15	1-5	1-3	1	4	5	3	12	0	0	0	1	23		
15	Collier, Dominique	*	1-4	0-3	0-0	0	1	1	1	2	2	0	0	1	18		
23	Siewert, Lucas	*	1-1	1-1	0-0	0	1	1	5	3	0	1	0	0	11		
35	Walton, Dallas	*	6-10	0-0	1-2	1	1	2	3	13	0	0	1	1	21		
	Team					3	0	3									
	Totals		29-68	6-23	9-17	12	19	31	25	73	10	11	2	12	200		

FG % 1st Half: 12-29 41.4% 2nd half: 17-39 43.6% Game: 29-68 42.6%  
3FG % 1st Half: 1-8 12.5% 2nd half: 3-15 20.0% Game: 6-23 26.1%  
FT % 1st Half: 6-10 60.0% 2nd half: 3-7 42.9% Game: 9-17 52.9%

Iowa 80 • 8-6

#	Player	Total			3-Ptr			Rebounds			PF	TP	A	TO	Blk	Stl	Min
		FG-FGA	FG-FGA	FT-FTA	FG-FGA	FG-FGA	FT-FTA	Off	Def	Tot							
02	Nunge, Jack	*</															

## Game 17 - Ohio State 92, Iowa 81

Official Basketball Box Score -- Game Totals -- Final Statistics  
Ohio State vs Iowa  
01/04/18 6 p.m. at Carver-Hawkeye Arena - Iowa City, IA

Ohio State 92 • 12-4, 3-0

#	Player	Total			3-Ptr			Rebounds			PF	TP	A	TO	Blk	Stl	Min
		FG	FGA	FT	FTA	Off	Def	Tot	FG	FGA							
01	Tate, Jae'Sean	f	6-12	1-2	5-7	0	7	7	1	18	0	4	1	1	34		
33	Bates-Diop, Keita	f	10-17	2-6	5-6	1	12	13	2	27	1	0	2	1	34		
34	Wesson, Kaleb	f	4-6	0-0	2-2	2	1	3	5	10	1	0	0	0	19		
03	Jackson, C.J.	g	5-10	1-3	1-2	2	0	2	3	12	4	3	0	1	22		
15	Williams, Kam	g	5-8	3-6	0-1	0	3	3	1	13	0	1	1	1	26		
00	Potter, Micah	g	3-7	0-1	0-0	3	2	5	4	6	0	0	0	0	15		
02	Jallow, Musa	g	1-2	0-1	0-0	0	0	0	0	2	3	0	0	1	8		
13	Dakich, Andrew	g	1-2	0-0	0-1	1	1	2	2	2	6	0	0	1	26		
24	Wesson, Andre	g	0-1	0-1	1-2	0	0	0	3	1	1	1	1	0	12		
25	Young, Kyle	g	0-1	0-0	1-2	1	1	2	1	1	0	0	0	0	4		
Team						0	1	1									
Totals			35-66	7-20	15-23	10	28	38	22	92	16	9	5	6	200		

FG % 1st Half: 18-33 54.5% 2nd half: 17-33 51.5% Game: 35-66 53.0% Deadeball Rebounds 4  
3FG % 1st Half: 5-13 38.5% 2nd half: 2-7 28.6% Game: 7-20 35.0%  
FT % 1st Half: 5-6 83.3% 2nd half: 10-17 58.8% Game: 15-23 65.2%

Iowa 81 • 9-8, 0-4

#	Player	Total			3-Ptr			Rebounds			PF	TP	A	TO	Blk	Stl	Min
		FG	FGA	FT	FTA	Off	Def	Tot	FG	FGA							
05	Cook, Tyler	f	7-15	0-0	7-8	6	3	9	3	21	0	1	1	0	27		
51	Baer, Nicholas	f	4-7	2-4	0-0	1	1	2	5	10	1	1	1	1	24		
55	Garza, Luka	f	4-7	1-3	6-8	2	4	6	2	15	0	0	1	0	26		
03	Bohannon, Jordan	g	6-13	1-5	2-2	0	1	1	4	15	10	1	0	0	30		
04	Moss, Isaiah	g	3-10	1-2	0-2	2	2	4	2	7	3	2	1	0	21		
00	Wagner, Ahmad	g	0-0	0-0	0-1	2	1	3	2	0	1	0	0	0	9		
01	Dailey, Maishe	g	4-10	1-2	0-0	0	3	3	0	9	1	0	0	0	23		
02	Nunge, Jack	g	1-3	1-1	0-0	1	1	2	1	3	0	2	0	0	8		
15	Kriener, Ryan	g	0-0	0-0	0-0	1	1	2	0	0	0	1	1	0	8		
24	Ellingson, Brady	g	0-2	0-0	0-0	0	0	0	0	0	0	0	0	0	6		
35	Pemsl, Cordell	g	0-1	0-0	1-2	0	5	5	1	1	1	2	0	0	18		
Team						0	3	3									
Totals			29-68	7-17	16-23	15	25	40	20	81	17	11	5	1	200		

FG % 1st Half: 12-29 41.4% 2nd half: 17-39 43.6% Game: 29-68 42.6% Deadeball Rebounds 3  
3FG % 1st Half: 3-7 42.9% 2nd half: 4-10 40.0% Game: 7-17 41.2%  
FT % 1st Half: 5-11 45.5% 2nd half: 11-12 91.7% Game: 16-23 69.6%

Officials: Terry Wymer, Larry Sciroto, Brooks Wells  
Technical fouls: Ohio State-None. Iowa-None.  
Attendance: 10933  
Fouled Out - Ohio State: Wesson (00:43); Iowa: Baer (00:09)

Score by periods	1st	2nd	Total
Ohio State	46	46	92
Iowa	32	49	81

Last FG - OSU 2nd-00:51, IOWA 2nd-00:20.  
Largest lead - OSU by 17 1st-01:20, IOWA by 3 1st-17:58.  
OSU led for 35:08. IOWA led for 01:50. Game was tied for 03:02.

Score tied - 4 times.  
Lead changed - 1 time.

## Game 19 - Iowa 104, Illinois 97 (OT)

Official Basketball Box Score -- Game Totals -- Final Statistics  
Iowa vs Illinois  
01/11/18 7 p.m. at State Farm Center; Champaign, Ill.

Iowa 104 • 10-9, 1-5

#	Player	Total			3-Ptr			Rebounds			PF	TP	A	TO	Blk	Stl	Min
		FG	FGA	FT	FTA	Off	Def	Tot	FG	FGA							
05	Cook, Tyler	f	9-14	0-1	3-5	1	12	13	2	21	3	1	1	3	39		
51	Baer, Nicholas	f	2-7	2-5	4-6	2	2	4	2	10	2	0	0	1	29		
55	Garza, Luka	c	5-8	0-1	9-9	7	4	11	3	19	1	1	1	0	30		
03	Bohannon, Jordan	g	7-16	5-12	10-10	0	1	1	1	29	5	4	0	1	41		
04	Moss, Isaiah	g	4-11	0-4	4-4	0	2	2	1	12	0	1	0	1	33		
00	Wagner, Ahmad	g	0-0	0-0	0-0	0	0	0	1	0	0	1	0	0	2		
01	Dailey, Maishe	g	0-1	0-1	2-4	0	3	3	0	2	3	2	1	0	17		
02	Nunge, Jack	g	0-0	0-0	0-0	0	0	0	2	0	0	1	0	1	3		
15	Kriener, Ryan	g	2-2	0-0	1-2	2	2	4	1	5	0	0	1	1	12		
24	Ellingson, Brady	g	1-3	0-0	0-0	0	0	0	0	2	0	3	0	0	12		
35	Pemsl, Cordell	g	2-2	0-0	0-0	2	1	3	4	4	0	2	0	0	7		
Team						3	1	4									
Totals			32-64	7-24	33-40	17	28	45	17	104	14	17	4	8	225		

FG % 1st Half: 13-29 44.8% 2nd half: 16-30 53.3% OT: 3-5 60.0% Game: 32-64 50.0% Deadeball Rebounds 6  
3FG % 1st Half: 1-8 12.5% 2nd half: 5-15 33.3% OT: 1-1 100.0% Game: 7-24 29.2%  
FT % 1st Half: 14-14 100.0% 2nd half: 12-15 80.0% OT: 7-11 63.6% Game: 33-40 82.5%

Illinois 97 • 10-8, 0-5

#	Player	Total			3-Ptr			Rebounds			PF	TP	A	TO	Blk	Stl	Min
		FG	FGA	FT	FTA	Off	Def	Tot	FG	FGA							
12	Black, Leron	f	8-12	0-0	2-3	2	1	3	5	18	0	0	0	0	18		
43	Finke, Michael	f	2-7	0-3	0-0	2	2	4	3	4	2	0	0	1	21		
01	Frazier, Trent	g	10-20	7-11	0-1	0	2	2	2	27	3	3	0	1	40-		
20	Williams, Da'Monte	g	1-3	1-2	1-1	0	2	2	5	4	3	3	0	0	27		
24	Alstork, Mark	g	1-3	1-2	0-0	0	1	1	5	3	3	3	1	0	21		
02	Nichols, Kipper	g	3-7	1-2	6-6	2	3	5	5	13	2	2	1	1	22		
11	Eboigbodin, Greg	g	4-7	0-0	0-1	3	1	4	2	8	2	0	0	0	25		
13	Smith, Mark	g	1-5	0-2	0-0	1	1	2	2	2	3	1	0	1	17		
23	Jordan, Aaron	g	6-10	4-8	2-2	2	0	2	2	18	4	1	1	1	34		
Team						0	1	1									
Totals			36-74	14-30	11-14	12	14	26	31	97	22	14	3	5	225		

FG % 1st Half: 20-37 54.1% 2nd half: 13-26 50.0% OT: 3-11 27.3% Game: 36-74 48.6% Deadeball Rebounds 1,2  
3FG % 1st Half: 9-15 60.0% 2nd half: 4-8 50.0% OT: 1-7 14.3% Game: 14-30 46.7%  
FT % 1st Half: 5-6 83.3% 2nd half: 6-8 75.0% OT: 0-0 0.0% Game: 11-14 78.6%

Officials: Paul Szelc, Lamont Simpson, Bill Ek  
Technical fouls: Iowa-None. Illinois-None.  
Attendance: 11326

Score by periods	1st	2nd	OT	Total
Iowa	41	49	14	104
Illinois	54	36	7	97

Last FG - IOWA OT-01:45, ILL OT-00:14.  
Largest lead - IOWA by 10 OT-01:32, ILL by 20 1st-03:53.  
IOWA led for 08:42. ILL led for 34:21. Game was tied for 01:57.

Score tied - 5 times.  
Lead changed - 2 times.

## Game 18 - Maryland 91, Iowa 73

Official Basketball Box Score -- Game Totals -- Final Statistics  
Iowa vs Maryland  
01/07/18 8:00 pm at College Park, Md.

Iowa 73 • 9-9 (0-5)

#	Player	Total			3-Ptr			Rebounds			PF	TP	A	TO	Blk	Stl	Min
		FG	FGA	FT	FTA	Off	Def	Tot	FG	FGA							
05	Cook, Tyler	f	3-7	0-0	1-4	0	1	1	5	7	1	3	0	1	27		
51	Baer, Nicholas	f	3-6	1-2	0-0	4	7	11	2	7	4	0	2	0	28		
55	Garza, Luka	f	3-3	0-0	0-0	0	1	1	3	6	0	2	1	0	16		
03	Bohannon, Jordan	g	5-13	5-10	2-2	0	2	2	3	17	5	6	0	0	36		
04	Moss, Isaiah	g	10-16	4-6	1-1	0	1	1	0	25	2	1	0	1	32		
00	Wagner, Ahmad	g	1-2	0-1	0-0	1	1	2	1	2	1	2	0	0	10		
01	Dailey, Maishe	g	2-6	1-2	0-1	1	3	4	0	5	3	0	0	0	22		
02	Nunge, Jack	g	0-0	0-0	0-0	0	1	1	0	0	0	0	0	0	3		
15	Kriener, Ryan	g	1-2	0-0	0-0	0	0	0	3	2	0	1	0	0	5		
35	Pemsl, Cordell	g	0-2	0-0	2-2	0	2	2	1	2	2	3	0	0	21		
Team						3	0	3	2								
Totals			28-57	11-21	6-10	9	19	28	20	73	17	17	3	2	200		

FG % 1st Half: 16-29 55.2% 2nd half: 12-28 42.9% Game: 28-57 49.1% Deadeball Rebounds 2  
3FG % 1st Half: 7-10 70.0% 2nd half: 4-11 36.4% Game: 11-21 52.4%  
FT % 1st Half: 5-7 71.4% 2nd half: 1-3 33.3% Game: 6-10 60.0%

Maryland 91 • 14-4 (3-2)

#	Player	Total			3-Ptr			Rebounds			PF	TP	A	TO	Blk	Stl	Min
		FG	FGA	FT	FTA	Off	Def	Tot	FG	FGA							
04	Kevin Huertter	f	4-9	2-5	2-2	1	5	6	2	12	6	1	0	0	34		
15	Michal Cekovsky	f	5-5	0-0	3-5	1	1	2	3	13	1	5	0	0	23		
23	Bruno Fernando	c	8-11	0-0	5-7	2											

## Game 21 - #3 Purdue 87, Iowa 64

Official Basketball Box Score -- Game Totals -- Final Statistics  
**Purdue vs Iowa**  
 01/20/18 11:01 a.m. at Carver-Hawkeye Arena - Iowa City, IA

**Purdue 87 • 19-2, 8-0**

#	Player	Total		3-Ptr		Rebounds		PF	TP	A	TO	Blk	Stl	Min	
		FG-FGA	FG-FGA	FG-FGA	FG-FGA	Off	Def								Tot
12	Edwards, Vincent	f	8-11	3-5	0-0	0	3	3	0	19	2	2	2	0	28
44	Haas, Isaac	c	1-1	0-0	1-4	2	1	3	3	3	0	1	1	0	18
03	Edwards, Carsen	g	8-15	6-9	0-0	1	2	3	3	22	8	0	0	2	28
11	Thompson, P.J.	g	5-7	4-6	0-0	1	1	2	2	14	1	0	0	0	22
31	Mathias, Dakota	g	4-8	4-6	0-0	0	5	5	0	12	5	1	0	2	30
14	Cline, Ryan	g	3-6	3-6	0-0	0	0	0	0	9	2	0	0	0	18
15	Luce, Tommy	g	0-1	0-0	0-0	0	0	0	0	0	0	1	0	0	1
20	Eastern, Nojel	g	1-3	0-0	0-0	1	1	2	3	2	2	0	0	0	18
23	Taylor, Jacquil	g	0-1	0-0	0-0	0	0	0	2	0	0	1	0	0	8
24	Eifert, Grady	g	0-2	0-0	0-0	1	2	3	1	0	0	1	0	0	12
32	Haarms, Matt	g	3-4	0-1	0-0	1	3	4	3	6	3	2	2	0	17
	Team					1	4	5							
	<b>Totals</b>		<b>33-59</b>	<b>20-33</b>	<b>1-4</b>	<b>8</b>	<b>22</b>	<b>30</b>	<b>17</b>	<b>87</b>	<b>23</b>	<b>11</b>	<b>5</b>	<b>4</b>	<b>200</b>

FG % 1st Half: 20-29 69.0% 2nd half: 13-30 43.3% Game: 33-59 55.9% Deadball Rebounds 2  
 3FG % 1st Half: 11-16 68.8% 2nd half: 9-17 52.9% Game: 20-33 60.6%  
 FT % 1st Half: 0-0 0.0% 2nd half: 1-4 25.0% Game: 1-4 25.0%

**Iowa 64 • 10-11, 1-7**

#	Player	Total		3-Ptr		Rebounds		PF	TP	A	TO	Blk	Stl	Min	
		FG-FGA	FG-FGA	FG-FGA	FG-FGA	Off	Def								Tot
05	Cook, Tyler	f	3-8	0-0	3-4	0	2	2	0	9	1	4	1	1	26
51	Baer, Nicholas	f	3-6	0-2	0-0	5	2	7	0	6	2	0	1	0	26
55	Garza, Luka	f	8-10	2-3	1-2	3	0	3	1	19	2	2	1	2	20
03	Bohannon, Jordan	g	3-9	1-5	2-2	0	2	2	1	9	4	0	0	2	33
04	Moss, Isaiah	g	1-7	1-3	0-0	1	2	3	0	3	5	0	0	0	15
00	Wagner, Ahmad	g	0-1	0-0	0-1	0	0	0	1	0	0	1	0	0	7
01	Dailey, Maishe	g	1-4	1-2	0-3	0	4	4	0	3	1	0	0	0	19
02	Nunge, Jack	g	0-3	0-2	0-0	1	1	2	1	0	2	1	1	2	12
11	Rose, Charlie	g	1-1	0-0	0-0	0	0	0	0	2	0	0	0	0	0+
20	Till, Riley	g	0-0	0-0	0-0	0	0	0	0	0	0	0	0	0	2
24	Ellingson, Brady	g	4-5	1-1	0-0	0	0	0	0	9	0	0	0	0	14
25	Uhl, Dom	g	1-2	0-0	0-0	0	2	2	1	2	1	1	0	0	8
35	Pemsl, Cordell	g	1-3	0-0	0-0	2	4	6	2	2	0	1	0	0	18
	Team					1	0	1							
	<b>Totals</b>		<b>26-59</b>	<b>6-18</b>	<b>6-12</b>	<b>13</b>	<b>19</b>	<b>32</b>	<b>7</b>	<b>64</b>	<b>18</b>	<b>11</b>	<b>4</b>	<b>6</b>	<b>200</b>

FG % 1st Half: 8-32 25.0% 2nd half: 18-27 66.7% Game: 26-59 44.1% Deadball Rebounds 4  
 3FG % 1st Half: 2-12 16.7% 2nd half: 4-6 66.7% Game: 6-18 33.3%  
 FT % 1st Half: 2-2 100.0% 2nd half: 4-10 40.0% Game: 6-12 50.0%

Officials: Terry Wymer, Larry Scirocco, Bill Ek  
 Technical fouls: Purdue-None. Iowa-None.  
 Attendance: 14822

Score by periods	1st	2nd	Total
Purdue	51	36	87
Iowa	20	44	64

Last FG - PURDUE 2nd-01:50, IOWA 2nd-00:05.  
 Largest lead - PURDUE by 37 2nd-16:22, IOWA by 3 1st-17:50.  
 PURDUE led for 36:10. IOWA led for 00:35. Game was tied for 03:15.

Score tied - 2 times.  
 Lead changed - 1 time.

## Game 22 - Iowa 85, Wisconsin 67

Official Basketball Box Score -- Game Totals -- Final Statistics  
**Wisconsin vs Iowa**  
 01/23/18 6:01 p.m. at Carver-Hawkeye Arena - Iowa City, IA

**Wisconsin 67 • 10-11, 3-5**

#	Player	Total		3-Ptr		Rebounds		PF	TP	A	TO	Blk	Stl	Min	
		FG-FGA	FG-FGA	FG-FGA	FG-FGA	Off	Def								Tot
21	Iverson, Khalil	f	7-16	0-3	3-5	1	6	7	0	17	4	2	1	1	31
22	Happ, Ethan	f	8-14	0-0	5-5	2	8	10	5	21	5	4	0	3	30
35	Reuvers, Nate	f	1-7	0-0	3-4	3	1	4	2	5	2	0	0	0	25
01	Pritzl, Brevin	g	2-8	1-6	0-0	0	1	1	5	5	2	1	0	1	25
34	Davison, Brad	g	2-10	2-6	0-0	1	1	2	3	6	2	3	0	2	31
02	Ford, Aleem	g	1-2	1-1	0-0	0	1	1	1	3	0	0	0	0	20
05	Moesch, Aaron	g	0-0	0-0	0-0	0	0	0	0	0	0	0	0	0	4
15	Thomas, Charles	g	5-5	0-0	0-0	2	3	5	3	10	0	0	0	0	17
20	Schlundt, T.J.	g	0-1	0-1	0-0	0	0	0	1	0	0	0	0	0	10
25	Illikainen, Alex	g	0-2	0-1	0-0	0	0	0	0	0	0	0	0	0	7
	Team					1	1	2							
	<b>Totals</b>		<b>26-65</b>	<b>4-18</b>	<b>11-14</b>	<b>10</b>	<b>22</b>	<b>32</b>	<b>20</b>	<b>67</b>	<b>15</b>	<b>10</b>	<b>1</b>	<b>7</b>	<b>200</b>

FG % 1st Half: 12-31 38.7% 2nd half: 14-34 41.2% Game: 26-65 40.0% Deadball Rebounds 1  
 3FG % 1st Half: 2-7 28.6% 2nd half: 2-11 18.2% Game: 4-18 22.2%  
 FT % 1st Half: 2-5 40.0% 2nd half: 9-9 100.0% Game: 11-14 78.6%

**Iowa 85 • 11-11, 2-7**

#	Player	Total		3-Ptr		Rebounds		PF	TP	A	TO	Blk	Stl	Min	
		FG-FGA	FG-FGA	FG-FGA	FG-FGA	Off	Def								Tot
05	Cook, Tyler	f	8-13	0-0	1-2	3	2	5	2	17	1	2	0	1	24
51	Baer, Nicholas	f	2-8	1-6	0-0	1	2	3	4	5	2	0	1	1	23
55	Garza, Luka	f	6-9	1-1	4-6	4	12	16	3	17	0	1	1	1	28
03	Bohannon, Jordan	g	5-12	1-6	2-2	0	3	3	1	13	11	2	0	1	38
04	Moss, Isaiah	g	5-12	3-4	2-2	0	3	3	0	15	4	1	0	3	30
00	Wagner, Ahmad	g	1-1	0-0	1-2	1	0	1	2	3	0	0	0	0	14
01	Dailey, Maishe	g	1-2	0-1	0-0	0	3	3	0	2	1	1	0	0	12
02	Nunge, Jack	g	1-1	0-0	0-0	0	0	0	1	2	0	0	0	0	2
35	Pemsl, Cordell	g	2-2	0-0	7-8	1	6	7	4	11	1	3	1	0	29
	Team					0	0	0							
	<b>Totals</b>		<b>31-60</b>	<b>6-18</b>	<b>17-22</b>	<b>10</b>	<b>31</b>	<b>41</b>	<b>17</b>	<b>85</b>	<b>20</b>	<b>11</b>	<b>3</b>	<b>7</b>	<b>200</b>

FG % 1st Half: 15-32 46.9% 2nd half: 16-28 57.1% Game: 31-60 51.7% Deadball Rebounds 2  
 3FG % 1st Half: 3-10 30.0% 2nd half: 3-8 37.5% Game: 6-18 33.3%  
 FT % 1st Half: 4-6 66.7% 2nd half: 13-16 81.3% Game: 17-22 77.3%

Officials: Bo Boroski, Kelly Pfeifer, Rob Riley  
 Technical fouls: Wisconsin-None. Iowa-None.  
 Attendance: 11563  
 Fouled Out - Wisconsin: Pritzl (02:29), Happ (01:24)

Score by periods	1st	2nd	Total
Wisconsin	28	39	67
Iowa	37	48	85

Points In Off 2nd Fast  
 WIS 42 14 6 2 13  
 IOWA 44 14 12 10 18

Last FG - WIS 2nd-00:27, IOWA 2nd-04:11.  
 Largest lead - WIS None, IOWA by 22 2nd-04:42.  
 WIS led for 00:00. IOWA led for 38:44. Game was tied for 01:16.

Score tied - 0 times.  
 Lead changed - 0 times.

## Game 23 - Nebraska 98, Iowa 84

Official Basketball Box Score -- Game Totals -- Final Statistics  
**Iowa vs Nebraska**  
 01/27/18 7:12 p.m. at Pinnacle Bank Arena (Lincoln, Neb.)

**Iowa 84 • 11-12, 2-8**

#	Player	Total		3-Ptr		Rebounds		PF	TP	A	TO	Blk	Stl	Min	
		FG-FGA	FG-FGA	FG-FGA	FG-FGA	Off	Def								Tot
05	Cook, Tyler	f	11-18	0-0	2-5	5	5	10	3	24	0	1	2	1	35
51	Baer, Nicholas	f	2-6	1-4	0-0	2	2	4	3	5	2	1	1	0	25
55	Garza, Luka	f	2-5	1-3	3-4	1	3	4	5	8	0	1	0	0	18
03	Bohannon, Jordan	g	8-15	6-11	2-2	0	0	0	2	24	7	0	0	1	40
04	Moss, Isaiah	g	1-6	0-1	0-0	1	1	2	1	2	4	1	0	1	18
00	Wagner, Ahmad	g	2-3	0-0	0-0	0	1	1	3	4	0	0	0	0	7
01	Dailey, Maishe	g	1-1	0-0	0-0	0	0	0	0	2	0	1	0	0	10
02	Nunge, Jack	g	1-5	1-2	2-2	1	3	4	1	5	1	1	1	1	22
25	Uhl, Dom	g	0-1	0-0	0-0	1	0	1	2	0	1	0	0	0	7
35	Pemsl, Cordell	g	5-6	0-0	0-1	0	2	2	2	10	2	1	0	0	18
	Team					0	0	0							
	<b>Totals</b>		<b>33-66</b>	<b>9-21</b>	<b>9-14</b>	<b>11</b>	<b>17</b>	<b>28</b>	<b>22</b>	<b>84</b>	<b>20</b>	<b>9</b>	<b>4</b>	<b>6</b>	<b>200</b>

FG % 1st Half: 14-32 43.8% 2nd half: 19-34 55.9% Game: 33-66 50.0% Deadball Rebounds 1  
 3FG % 1st Half: 4-9 44.4% 2nd half: 5-12 41.7% Game: 9-21 42.9%  
 FT % 1st Half: 2-5 40.0% 2nd half: 7-9 77.8% Game: 9-14 64.3%

**Nebraska 98 • 16-8, 7-4**

#	Player	Total	
---	--------	-------	--

## Game 25 - Penn State 82, Iowa 58

Official Basketball Box Score -- Game Totals -- Final Statistics  
Iowa vs Penn State  
02/03/18 6 p.m. at University Park, Pa. (Bryce Jordan Ctr)

Iowa 58 • 12-13, 3-9

#	Player	Total		3-Ptr		Rebounds			PF	TP	A	TO	Blk	Stl	Min
		FG-FGA	FG-FGA	FT-FTA	FT-FTA	Off	Def	Tot							
05	Cook, Tyler	f	8-12	0-3	3-6	2	4	6	3	19	1	2	0	0	31
51	Baer, Nicholas	f	1-4	0-3	0-0	3	3	6	1	2	0	0	1	21	
55	Garza, Luka	f	3-13	0-2	7-9	2	4	6	2	13	0	2	0	24	
03	Bohannon, Jordan	g	1-3	1-3	0-0	0	0	0	1	3	3	3	0	24	
04	Moss, Isaiah	g	1-6	0-1	2-2	0	1	1	0	4	1	0	0	21	
00	Wagner, Ahmad		0-0	0-0	0-0	0	0	0	0	0	0	0	0	4	
01	Dailey, Maishe		2-4	0-1	0-0	0	1	1	4	4	0	3	0	26	
02	Nunge, Jack		2-7	0-0	0-0	2	0	2	1	4	0	0	0	22	
25	Uhl, Dom		0-0	0-0	0-0	1	2	3	0	2	0	0	0	8	
35	Pemsl, Cordell		3-6	0-0	3-5	1	2	3	2	9	0	3	0	19	
	Team					1	1	2							
	Totals		21-55	1-10	15-22	12	18	30	14	58	7	13	1	4	200

FG % 1st Half: 12-30 40.0% 2nd half: 9-25 36.0% Game: 21-55 38.2%  
3FG % 1st Half: 1-3 33.3% 2nd half: 0-7 0.0% Game: 1-10 10.0%  
FT % 1st Half: 3-5 60.0% 2nd half: 12-17 70.6% Game: 15-22 68.2%

Penn State 82 • 16-9, 6-6

#	Player	Total		3-Ptr		Rebounds			PF	TP	A	TO	Blk	Stl	Min
		FG-FGA	FG-FGA	FT-FTA	FT-FTA	Off	Def	Tot							
11	Stevens, Lamar	f	8-18	0-3	1-2	2	4	6	3	17	2	3	4	0	36
24	Watkins, Mike	f	9-10	0-0	1-2	2	8	10	3	19	0	1	2	30	
10	Carr, Tony	g	6-13	2-4	2-2	1	5	6	2	16	3	3	0	35	
23	Reaves, Josh	g	4-5	0-0	3-4	1	1	2	3	11	5	1	0	20	
33	Garner, Shep	g	3-8	3-7	0-0	0	2	2	2	9	0	1	0	30	
04	Zemgulis, Deivis		0-0	0-0	0-0	0	0	0	0	0	0	0	0	1	
01	Bostick, Nazeer		2-5	0-1	0-0	1	3	4	2	4	1	0	0	23	
05	Wheeler, Jamari		1-3	0-0	0-0	1	2	3	2	2	1	0	0	12	
21	Harrar, John		1-1	0-0	0-0	0	0	0	0	2	0	0	0	2	
44	Moore, Julian		1-1	0-0	0-0	1	0	1	2	2	1	0	1	11	
	Team					2	1	3							
	Totals		35-64	5-15	7-10	11	26	37	19	82	13	11	6	5	200

FG % 1st Half: 20-34 58.8% 2nd half: 15-30 50.0% Game: 35-64 54.7%  
3FG % 1st Half: 4-8 50.0% 2nd half: 1-7 14.3% Game: 5-15 33.3%  
FT % 1st Half: 3-4 75.0% 2nd half: 4-6 66.7% Game: 7-10 70.0%

Officials: D.J. Carstensen, Paul Szelc, Kelly Pfeifer  
Technical fouls: Iowa-None. Penn State-None.  
Attendance: 10394

Score by periods	1st	2nd	Total
Iowa	28	30	58
Penn State	47	35	82

Points	In	Off	2nd	Fast	Bench
IOWA	Paint	T/O	Chance	Break	
IOWA	30	15	13	2	17
PSU	50	15	18	11	10

Last FG - IOWA 2nd-01:55, PSU 2nd-00:40.  
Largest lead - IOWA by 3 1st-19:23, PSU by 25 2nd-04:20.  
IOWA led for 01:50. PSU led for 36:16. Game was tied for 01:54.

Score tied - 2 times.  
Lead changed - 3 times.

## Game 26 - #4 Michigan State 96, Iowa 93

Official Basketball Box Score -- Game Totals -- Final Statistics  
Michigan State vs Iowa  
02/06/18 8:05 p.m. at Carver-Hawkeye Arena - Iowa City, IA

Michigan State 96 • 23-3, 11-2

#	Player	Total		3-Ptr		Rebounds			PF	TP	A	TO	Blk	Stl	Min
		FG-FGA	FG-FGA	FT-FTA	FT-FTA	Off	Def	Tot							
02	Jackson Jr., Jaren	f	4-5	1-1	2-2	1	4	5	3	11	2	1	2	0	19
44	Ward, Nick	f	7-9	0-0	3-4	2	2	4	4	17	2	0	0	1	12
01	Langford, Joshua	g	5-9	1-2	4-4	0	1	1	1	15	2	4	0	0	30
05	Winston, Cassius	g	2-7	1-3	4-4	0	3	3	1	9	8	2	1	0	23
22	Bridges, Miles	g	8-14	2-5	7-9	0	4	4	2	25	4	1	0	1	32
11	Nairn Jr., Lourawls		1-1	0-0	0-0	0	0	0	1	2	2	1	0	0	17
20	McQuaid, Matt		2-5	2-5	2-2	0	0	0	1	8	0	0	0	0	22
23	Tillman, Xavier		0-2	0-0	0-0	1	1	2	1	0	0	1	1	0	7
25	Goins, Kenny		3-4	1-1	0-0	1	8	9	3	7	2	0	0	1	25
34	Schilling, Gavin		0-1	0-0	2-4	1	2	3	2	2	0	0	0	0	13
	Team					1	2	3							
	Totals		32-57	8-17	24-29	7	27	34	19	96	20	10	4	3	200

FG % 1st Half: 16-27 59.3% 2nd half: 16-30 53.3% Game: 32-57 56.1%  
3FG % 1st Half: 4-8 50.0% 2nd half: 4-9 44.4% Game: 8-17 47.1%  
FT % 1st Half: 12-13 92.3% 2nd half: 12-16 75.0% Game: 24-29 82.8%

Iowa 93 • 12-14, 3-10

#	Player	Total		3-Ptr		Rebounds			PF	TP	A	TO	Blk	Stl	Min
		FG-FGA	FG-FGA	FT-FTA	FT-FTA	Off	Def	Tot							
05	Cook, Tyler	f	11-22	0-0	4-8	1	2	3	3	26	4	0	1	0	37
51	Baer, Nicholas	f	1-4	0-2	0-0	0	3	3	4	2	4	0	1	2	21
55	Garza, Luka	f	4-8	0-1	1-1	2	1	3	2	9	3	0	0	0	22
03	Bohannon, Jordan	g	6-12	5-8	0-0	0	5	5	4	17	6	0	0	0	32
04	Moss, Isaiah	g	3-8	1-3	4-5	2	2	4	3	11	4	1	0	0	27
00	Wagner, Ahmad		1-1	0-0	0-1	0	0	0	0	2	0	0	0	0	4
01	Dailey, Maishe		5-7	3-5	0-0	0	0	0	2	13	1	2	0	1	17
02	Nunge, Jack		1-3	0-1	0-0	1	1	2	0	2	2	2	0	1	15
15	Kriener, Ryan		0-0	0-0	0-0	0	0	0	0	1	0	1	0	0	2
24	Ellingson, Brady		0-0	0-0	0-0	0	0	0	0	0	0	0	0	0	4
35	Pemsl, Cordell		4-4	0-0	3-4	2	5	7	3	11	2	0	1	1	19
	Team					2	1	3							
	Totals		36-69	9-20	12-19	10	20	30	22	93	26	8	3	6	200

FG % 1st Half: 18-33 54.5% 2nd half: 18-36 50.0% Game: 36-69 52.2%  
3FG % 1st Half: 4-9 44.4% 2nd half: 5-11 45.5% Game: 9-20 45.0%  
FT % 1st Half: 2-3 66.7% 2nd half: 10-16 62.5% Game: 12-19 63.2%

Officials: Terry Wymer, Bo Boroski, Larry Scrotto  
Technical fouls: Michigan State-None. Iowa-None.  
Attendance: 11350

Score by periods	1st	2nd	Total
Michigan State	48	48	96
Iowa	42	51	93

Points	In	Off	2nd	Fast	Bench
MSU	Paint	T/O	Chance	Break	
MSU	38	8	8	4	19
IOWA	42	10	11	17	28

Last FG - MSU 2nd-02:13, IOWA 2nd-00:16.  
Largest lead - MSU by 9 1st-13:29, IOWA by 8 2nd-08:08.  
MSU led for 26:49. IOWA led for 12:28. Game was tied for 00:41.

Score tied - 3 times.  
Lead changed - 8 times.

## Game 27 - #14 Ohio State 82, Iowa 64

Official Basketball Box Score -- Game Totals -- Final Statistics  
Iowa vs Ohio State  
02/10/18 6:00 p.m. at Columbus, Ohio (Value City Arena)

Iowa 64 • 12-15, 3-11 B1G

#	Player	Total		3-Ptr		Rebounds			PF	TP	A	TO	Blk	Stl	Min
		FG-FGA	FG-FGA	FT-FTA	FT-FTA	Off	Def	Tot							
00	Wagner, Ahmad	f	1-2	0-0	0-0	0	1	1	3	2	0	0	0	0	13
05	Cook, Tyler	f	4-9	0-0	0-0	0	4	4	2	8	1	4	0	0	26
55	Garza, Luka	f	4-9	0-1	0-0	2	2	4	3	8	1	1	2	0	24
03	Bohannon, Jordan	g	4-11	3-8	0-0	0	1	1	1	11	5	2	0	0	36
04	Moss, Isaiah	g	2-7	1-3	2-2	1	2	3	1	7	0	0	1	0	20
01	Dailey, Maishe		0-5	0-3	1-2	1	0	1	1	1	1	1	0	1	13
02	Nunge, Jack		6-12	1-4	5-5	3	2	5	0	18	1	0	0	0	21
15	Kriener, Ryan		1-1	0-0	0-0	0	1	1	2	2	0	0	0	0	10
24	Ellingson, Brady		0-0	0-0	0-0	0	1	1	2	0	0	0	0	0	7
25	Uhl, Dom		0-0	0-0	0-0	0	1	1	0	0	0	1	0	0	2
35	Pemsl, Cordell		2-2	0-0	0-0	1	0	1	1	4	1	1	0	0	12
51	Baer, Nicholas		1-1	1-1	0-0	1	2	3	2	3	2	2	1	0	16
	Team					1	2	3							
	Totals		25-59	6-20	8-10	10	19	29	18	64	12	12	4	2	200

FG % 1st Half: 14-28 50.0% 2nd half: 11-31 35.5% Game: 25-59 42.4%  
3FG % 1st Half: 2-9 22.2% 2nd half: 4-11 36.4% Game: 6-20 30.0%  
FT % 1st Half: 2-3 66.7% 2nd half: 6-7 85.7% Game: 8-10 80.0%

Ohio State 82 • 22-5, 13-1 B1G

#	Player	Total		3-Ptr		Rebounds			PF	TP	A	TO	Blk	Stl	Min
		FG-FGA	FG-FGA	FT-FTA	FT-FTA	Off	Def	Tot							

# 2017-18 IOWA HAWKEYES



**#0**  
**AHMAD WAGNER**  
F, 6-7, 235, Jr.



**#1**  
**MAISHE DAILEY**  
G, 6-7, 195, So.



**#2**  
**JACK NUNGE**  
F, 6-11, 225, Fr.



**#3**  
**JORDAN BOHANNON**  
G, 6-0, 180, So.




**#4**  
**ISAIAH MOSS**  
G, 6-5, 205, RS-So.



**#5**  
**TYLER COOK**  
F, 6-9, 255, So.




**#11**  
**CHARLIE ROSE**  
G, 6-4, 190, Sr.



**#13**  
**AUSTIN ASH**  
G, 6-2, 160, Fr.



**#15**  
**RYAN KRIENER**  
F, 6-9, 250, So.



**#20**  
**RILEY TILL**  
F, 6-7, 200, RS-Fr.



**#24**  
**BRADY ELLINGSON**  
G, 6-4, 196, RS-Jr.



**#25**  
**DOM UHL**  
F, 6-9, 220, Sr.



**#30**  
**CONNOR MCCAUFFERY**  
G, 6-5, 200, Fr.



**#35**  
**CORDELL PEMSL**  
F, 6-8, 240, So.



**#51**  
**NICHOLAS BAER**  
F, 6-7, 210, RS-Jr.



**#55**  
**LUKA GARZA**  
F, 6-11, 235, Fr.



**FRAN MCCAUFFERY**  
Head Coach



**KIRK SPERAW**  
Assistant Coach



**SHERMAN DILLARD**  
Assistant Coach



**ANDREW FRANCIS**  
Assistant Coach

**IOWA HAWKEYE BASKETBALL**  
**Iowa Combined Team Statistics (as of Feb 15, 2018)**  
**Conference games only**

<b>RECORD:</b>	<b>OVERALL</b>	<b>HOME</b>	<b>AWAY</b>	<b>NEUTRAL</b>
ALL GAMES	3-12	2-5	1-7	0-0
CONFERENCE	3-12	2-5	1-7	0-0
NON-CONFERENCE	0-0	0-0	0-0	0-0

##	Player	gp-gs	min	avg	Total		3-Point		F-Throw		Rebounds				pf	dq	a	to	blk	stl	pts	avg								
					fg-fga	fg%	3fg-fga	3fg%	ft-fa	ft%	off	def	tot	avg																
05	Cook, Tyler	15-15	444	29.6	101-187	.540	1-3	.333	46-74	.622	35	71	106	7.1	38	1	22	36	8	13	249	16.6								
03	Bohannon, Jordan	15-15	515	34.3	69-158	.437	46-105	.438	31-32	.969	0	30	30	2.0	29	0	84	34	0	11	215	14.3								
55	Garza, Luka	15-14	338	22.5	64-122	.525	5-21	.238	39-52	.750	36	50	86	5.7	38	1	14	18	10	5	172	11.5								
04	Moss, Isaiah	15-15	360	24.0	49-129	.380	17-44	.386	22-25	.880	8	28	36	2.4	16	0	31	18	4	10	137	9.1								
35	Pemsl, Cordell	15-0	271	18.1	33-53	.623	0-0	.000	22-32	.688	11	51	62	4.1	31	0	18	23	3	3	88	5.9								
51	Baer, Nicholas	15-12	346	23.1	31-73	.425	14-45	.311	7-13	.538	27	39	66	4.4	34	1	29	15	17	12	83	5.5								
02	Nunge, Jack	15-3	193	12.9	21-57	.368	7-21	.333	9-9	1.000	15	16	31	2.1	18	0	11	12	9	6	58	3.9								
01	Dailey, Maishe	15-0	249	16.6	23-61	.377	9-26	.346	3-12	.250	2	30	32	2.1	10	0	21	15	1	5	58	3.9								
24	Ellingson, Brady	10-0	96	9.6	11-23	.478	4-6	.667	1-2	.500	0	4	4	0.4	5	0	8	5	1	1	27	2.7								
15	Kriener, Ryan	9-0	65	7.2	8-13	.615	1-1	1.000	1-3	.333	7	6	13	1.4	10	0	5	6	3	2	18	2.0								
11	Rose, Charlie	1-0	0	0.0	1-1	1.000	0-0	.000	0-0	.000	0	0	0	0.0	0	0	0	0	0	0	2	2.0								
00	Wagner, Ahmad	14-1	114	8.1	9-20	.450	0-2	.000	1-5	.200	8	5	13	0.9	20	0	2	5	0	1	19	1.4								
25	Uhl, Dom	7-0	32	4.6	1-5	.200	0-0	.000	0-0	.000	2	5	7	1.0	4	0	4	3	0	0	2	0.3								
20	Till, Riley	1-0	2	2.0	0-0	.000	0-0	.000	0-0	.000	0	0	0	0.0	0	0	0	0	0	0	0	0.0								
Team											19	13	32		2		9													
Total.....		15	3025		421-902	.467	104-274	.380	182-259	.703	170	348	518	34.5	255	3	249	199	56	69	1128	75.2								
Opponents.....		15	3024		460-927	.496	139-334	.416	196-272	.721	153	354	507	33.8	272	7	269	154	53	100	1255	83.7								

<b>TEAM STATISTICS</b>	<b>IOWA</b>	<b>OPP</b>	<b>Date</b>	<b>Opponent</b>	<b>Score</b>	<b>Att.</b>
SCORING	1128	1255	* 12/02/17	PENN STATE	L 73-77	12805
Points per game	75.2	83.7	* 12/04/17	at Indiana	L 64-77	17222
Scoring margin	-8.5	-	* 01/02/18	MICHIGAN	L 68-75	11363
FIELD GOALS-ATT	421-902	460-927	* 01/04/18	OHIO STATE	L 81-92	10933
Field goal pct	.467	.496	* 01/07/18	at Maryland	L 73-91	13352
3 POINT FG-ATT	104-274	139-334	* 01/11/18	at Illinois	Wot 104-97	11326
3-point FG pct	.380	.416	* 01/17/18	at Rutgers	L 64-80	4002
3-pt FG made per game	6.9	9.3	* 01/20/18	PURDUE	L 64-87	14822
FREE THROWS-ATT	182-259	196-272	* 01/23/18	WISCONSIN	w 85-67	11563
Free throw pct	.703	.721	* 01/27/18	at Nebraska	L 84-98	15952
F-Throws made per game	12.1	13.1	* 01/30/18	MINNESOTA	w 94-80	10371
REBOUNDS	518	507	* 02/03/18	at Penn State	L 58-82	10394
Rebounds per game	34.5	33.8	* 02/06/18	MICHIGAN STATE	L 93-96	11350
Rebounding margin	+0.7	-	* 02/10/18	at Ohio State	L 64-82	18809
ASSISTS	249	269	* 02/14/18	at Michigan	L 59-74	10173
Assists per game	16.6	17.9				
TURNOVERS	199	154				
Turnovers per game	13.3	10.3				
Turnover margin	-3.0	-				
Assist/turnover ratio	1.3	1.7				
STEALS	69	100				
Steals per game	4.6	6.7				
BLOCKS	56	53				
Blocks per game	3.7	3.5				
ATTENDANCE	83207	101230				
Home games-Avg/Game	7-11887	8-12654				
Neutral site-Avg/Game	-	0-0				

# = Cayman Islands Classic, George Town, Cayman Islands  
% = The Hy-Vee Classic, Des Moines, Iowa  
+ = Played in Sioux Falls, South Dakota  
^ = Big Ten Tournament, New York City  
\* = Conference game

<b>Score by Periods</b>	<b>1st</b>	<b>2nd</b>	<b>OT</b>	<b>Totals</b>
Iowa	491	623	14	1128
Opponents	648	600	7	1255

**IOWA HAWKEYE BASKETBALL**  
**Iowa Combined Team Statistics (as of Feb 15, 2018)**  
**All games**

<b>RECORD:</b>	<b>OVERALL</b>	<b>HOME</b>	<b>AWAY</b>	<b>NEUTRAL</b>
ALL GAMES	12-16	8-5	1-9	3-2
CONFERENCE	3-12	2-5	1-7	0-0
NON-CONFERENCE	9-4	6-0	0-2	3-2

##	Player	gp-gs	min	avg	Total		3-Point		F-Throw		Rebounds				pf	dq	a	to	blk	stl	pts	avg
					fg-fga	fg%	3fg-fga	3fg%	ft-fa	ft%	off	def	tot	avg								
05	Cook, Tyler	28-28	762	27.2	164-290	.566	1-7	.143	97-147	.660	59	125	184	6.6	72	2	43	62	18	17	426	15.2
03	Bohannon, Jordan	28-28	883	31.5	118-272	.434	79-180	.439	59-66	.894	3	56	59	2.1	48	0	148	55	0	17	374	13.4
55	Garza, Luka	28-21	575	20.5	114-208	.548	10-34	.294	78-117	.667	66	113	179	6.4	66	1	30	32	31	11	316	11.3
04	Moss, Isaiah	28-28	668	23.9	107-261	.410	42-110	.382	46-52	.885	12	50	62	2.2	40	0	56	37	6	21	302	10.8
35	Pemsl, Cordell	27-0	474	17.6	62-107	.579	0-0	.000	43-67	.642	36	100	136	5.0	47	0	44	38	10	6	167	6.2
02	Nunge, Jack	28-10	451	16.1	60-130	.462	17-49	.347	32-42	.762	30	47	77	2.8	33	0	30	27	22	18	169	6.0
51	Baer, Nicholas	22-17	476	21.6	47-116	.405	20-67	.299	9-18	.500	43	66	109	5.0	47	1	41	25	20	24	123	5.6
01	Dailey, Maishe	28-0	457	16.3	51-119	.429	24-60	.400	18-31	.581	6	52	58	2.1	14	0	39	23	1	8	144	5.1
24	Ellingson, Brady	23-1	269	11.7	28-68	.412	15-38	.395	2-4	.500	0	17	17	0.7	8	0	27	14	2	7	73	3.2
15	Kriener, Ryan	22-0	224	10.2	29-54	.537	2-6	.333	4-11	.364	16	26	42	1.9	35	1	24	19	7	10	64	2.9
30	McCaffery, Connor	4-0	53	13.3	2-3	.667	1-2	.500	3-4	.750	0	4	4	1.0	2	0	7	4	0	2	8	2.0
00	Wagner, Ahmad	25-7	232	9.3	18-38	.474	2-6	.333	5-15	.333	19	22	41	1.6	34	0	15	15	2	5	43	1.7
11	Rose, Charlie	7-0	14	2.0	3-6	.500	0-3	.000	0-0	.000	1	2	3	0.4	1	0	2	2	0	0	6	0.9
25	Uhl, Dom	15-0	65	4.3	2-8	.250	0-1	.000	1-4	.250	4	12	16	1.1	6	0	6	7	2	0	5	0.3
20	Till, Riley	8-0	22	2.8	1-5	.200	0-4	.000	0-0	.000	0	1	1	0.1	2	0	0	1	0	2	2	0.3
Team											31	39	70		3		10					
Total.....		28	5625		806-1685	.478	213-567	.376	397-578	.687	326	732	1058	37.8	458	5	512	371	121	148	2222	79.4
Opponents.....		28	5624		807-1757	.459	231-632	.366	348-484	.719	294	652	946	33.8	541	10	447	318	82	197	2193	78.3

<b>TEAM STATISTICS</b>	<b>IOWA</b>	<b>OPP</b>	<b>Date</b>	<b>Opponent</b>	<b>Score</b>	<b>Att.</b>	
SCORING	2222	2193	11/10/17	CHICAGO STATE	w	95-62	12100
Points per game	79.4	78.3	11/12/17	ALABAMA STATE	w	92-58	11637
Scoring margin	+1.0	-	11/16/17	GRAMBLING STATE	w	85-74	10540
FIELD GOALS-ATT	806-1685	807-1757	# 11/20/17	vs Louisiana	L	71-80	1200
Field goal pct	.478	.459	# 11/21/17	vs South Dakota State	L	72-80	1275
3 POINT FG-ATT	213-567	231-632	11/22/17	vs UAB	w	95-85	1020
3-point FG pct	.376	.366	11/28/17	at Virginia Tech	L	55-79	7101
3-pt FG made per game	7.6	8.3	* 12/02/17	PENN STATE	L	73-77	12805
FREE THROWS-ATT	397-578	348-484	* 12/04/17	at Indiana	L	64-77	17222
Free throw pct	.687	.719	12/07/17	at Iowa State	L	78-84	14384
F-Throws made per game	14.2	12.4	12/10/17	SOUTHERN	w	91-60	11397
REBOUNDS	1058	946	% 12/16/17	vs Drake	w	90-64	13828
Rebounds per game	37.8	33.8	12/19/17	SOUTHERN UTAH	w	92-64	10220
Rebounding margin	+4.0	-	+ 12/22/17	vs Colorado	w	80-73	3250
ASSISTS	512	447	12/29/17	NORTHERN ILLINOIS	w	98-75	14665
Assists per game	18.3	16.0	* 01/02/18	MICHIGAN	L	68-75	11363
TURNOVERS	371	318	* 01/04/18	OHIO STATE	L	81-92	10933
Turnovers per game	13.3	11.4	* 01/07/18	at Maryland	L	73-91	13352
Turnover margin	-1.9	-	* 01/11/18	at Illinois	Wot	104-97	11326
Assist/turnover ratio	1.4	1.4	* 01/17/18	at Rutgers	L	64-80	4002
STEALS	148	197	* 01/20/18	PURDUE	L	64-87	14822
Steals per game	5.3	7.0	* 01/23/18	WISCONSIN	w	85-67	11563
BLOCKS	121	82	* 01/27/18	at Nebraska	L	84-98	15952
Blocks per game	4.3	2.9	* 01/30/18	MINNESOTA	w	94-80	10371
ATTENDANCE	153766	143288	* 02/03/18	at Penn State	L	58-82	10394
Home games-Avg/Game	13-11828	10-12272	* 02/06/18	MICHIGAN STATE	L	93-96	11350
Neutral site-Avg/Game	-	5-4115	* 02/10/18	at Ohio State	L	64-82	18809
			* 02/14/18	at Michigan	L	59-74	10173

<b>Score by Periods</b>	<b>1st</b>	<b>2nd</b>	<b>OT</b>	<b>Totals</b>
Iowa	1031	1177	14	2222
Opponents	1074	1112	7	2193

# = Cayman Islands Classic, George Town, Cayman Islands  
% = The Hy-Vee Classic, Des Moines, Iowa  
+ = Played in Sioux Falls, South Dakota  
^ = Big Ten Tournament, New York City  
\* = Conference game