

NCAA Gymnastics Score Sheet

Teams: Home *Iowa Visitor Air Force

Date Mar 11, 2018 Place University Of Iowa Attendance 400

Name		D	1	2	3	4	nd	AVE	Name		D	1	2	3	4	nd	AVE
FLOOR	1 Andrew Herrador	104	5.00	8.50	8.40			13.450	1 Ryan Girouard	306	5.10	7.30	7.30				12.400
	2 Brandon Wong	115	4.70	8.80	8.80			13.500	2 Jonah Urlaub	317	5.00	8.50	8.30				13.400
	3 Bennet Huang	106	5.30	8.40	8.20		-0.3	13.300	3 Frankie Valentin	318	4.70	8.50	8.40				13.150
	4 Dylan Ellsworth	103	4.90	8.90	8.60			13.650	4 Jonathon Fornoff	305	4.80	6.90	6.60				11.550
	5 Mark Springett	111	5.30	8.10	8.10			13.400	5 Christian Kalustian	309	5.10	8.40	8.30				13.450

Floor Score: **67.300** Running Score: **67.300** Floor Score: **63.950** Running Score: **63.950**

Pommel	1 Kevin Johnson	107	5.00	7.70	7.70			12.700	1 Jonah Urlaub	317	4.70	8.00	7.80				12.600
	2 Bennet Huang	106	5.20	8.50	8.40			13.650	2 Frankie Valentin	318	4.40	7.80	8.00				12.300
	3 Nick Merryman	109	4.90	8.50	8.30			13.300	3 Scott McMurray	311	4.70	6.80	6.40				11.300
	4 Elijah Parsells	110	5.50	8.10	8.20			13.650	4 Michael Graft	307	4.90	7.50	7.30				12.300
	5 Austin Hodges	105	5.60	8.60	8.40			14.100	5 Fletcher Braunton	302	4.90	7.10	7.00				11.950

Pommel Score: **67.400** Running Score: **134.700** Pommel Score: **60.450** Running Score: **124.400**

Rings	1 Addison Chung	102	4.60	9.20	9.20			13.800	1 Ethan Esval	304	4.50	8.70	8.50				13.100
	2 Rogelio Vazquez	114	4.60	8.20	8.00		-0.3	12.400	2 Frankie Valentin	318	4.80	8.30	8.50				13.200
	3 Dylan Ellsworth	103	4.90	8.60	8.60			13.500	3 Michael Graft	307	4.80	7.40	7.60				12.300
	4 Jake Brodarzon	101	5.30	8.80	8.60			14.000	4 Lukas Teixeira	316	5.10	7.60	7.80				12.800
	5 Mark Springett	111	5.40	8.10	8.30			13.600	5 Fletcher Braunton	302	5.70	8.00	8.20				13.800

Rings Score: **67.300** Running Score: **202.000** Rings Score: **65.200** Running Score: **189.600**

Vault	1 Kulani Taylor	112	4.80	8.70	8.90		-0.1	13.500	1 Frankie Valentin	318	4.50	9.40	9.50			-0.1	13.850
	2 Addison Chung	102	4.90	9.50	9.60			14.450	2 Michael Graft	307	4.80	8.80	9.00				13.700
	3 Bennet Huang	106	4.80	9.10	9.20			13.950	3 Jonah Urlaub	317	4.80	9.30	9.10				14.000
	4 Jake Brodarzon	101	4.80	9.30	9.30		-0.3	13.800	4 Eric Klein	310	4.80	9.10	9.30				14.000
	5 Dylan Ellsworth	103	5.30	9.40	9.50			14.750	5 Christian Kalustian	309	4.80	8.90	9.10			-0.1	13.700

Vault Score: **70.450** Running Score: **272.450** Vault Score: **69.250** Running Score: **258.850**

P Bar	1 Jake Brodarzon	101	4.90	8.40	8.40			13.300	1 Zach Polen	313	4.30	8.30	8.50				12.700
	2 Nick Merryman	109	4.50	8.60	8.80			13.200	2 Ethan Esval	304	4.90	8.60	8.80				13.600
	3 Dylan Ellsworth	103	5.00	8.20	8.20			13.200	3 Jonah Urlaub	317	5.00	8.30	8.10				13.200
	4 Austin Hodges	105	4.80	9.50	9.50			14.300	4 Allen Shaden	315	5.10	8.50	8.30				13.500
	5 Rogelio Vazquez	114	5.30	7.70	7.50			12.900	5 Jonathon Fornoff	305	5.40	7.80	8.00				13.300

P. Bar Score: **66.900** Running Score: **339.350** P. Bar Score: **66.300** Running Score: **325.150**

H Bar	1 Andrew Herrador	104	5.10	8.60	8.70			13.750	1 Zach Polen	313	4.00	7.00	6.60				10.800
	2 Addison Chung	102	4.80	8.80	8.90			13.650	2 Frankie Valentin	318	4.20	8.70	8.50				12.800
	3 Rogelio Vazquez	114	4.60	8.40	8.20			12.900	3 Eric Klein	310	4.80	8.40	8.60				13.300
	4 Austin Hodges	105	5.00	8.40	8.20			13.300	4 Christian Kalustian	309	5.00	7.50	7.70				12.600
	5 Bennet Huang	106	4.40	8.50	8.70			13.000	5 Lukas Teixeira	316	5.30	8.70	8.60				13.950

H. Bar Score: **66.600** Running Score: **405.950** H. Bar Score: **63.450** Running Score: **388.600**

Final Team Score: 405.950

Final Team Score: 388.600

All-Arounders

All-Arounders

	Huang	Ellsworth															
FX	13.300	13.650															
PH	13.650	12.050															
SR	12.650	13.500															
VT	13.950	14.750															
PB	13.400	13.200															
HB	13.000	12.450															
AA	79.950	79.600															

Judge's Signatures * FX

* PH *Don Bachman* SR *[Signature]* VT *[Signature]* PB *[Signature]* * HB *Don Bachman*

* Head Judge

FX *[Signature]* PH *[Signature]* SR *Brian Conn* VT *Brian Conn* PB *[Signature]* HB *[Signature]*

Coach's Signature

[Signature] 3:09 pm Coach's Signature *[Signature]*

NCAA Gymnastics Score Sheet

Teams: Home MINN Visitor _____

Date Mar 11, 2018 Place University Of Iowa Attendance 400

Name		D	1	2	3	4	nd	AVE	Name		D	1	2	3	4	nd	AVE
FLOOR	1 Vitali Kan	209	5.60	8.30	8.20			13.850									
	2 Alex Wittenberg	220	5.60	7.40	7.40			13.000									
	3 Shaun Herzog	207	5.70	8.00	7.80			13.600									
	4 Joel Gagnon	205	5.30	8.50	8.70		-0.1	13.800									
	5 Shane Wiskus	219	5.60	7.60	7.70			13.250									

Floor Score: **67.500** Running Score: **67.500** Floor Score: **0.000** Running Score: **0.000**

Name		D	1	2	3	4	nd	AVE	Name		D	1	2	3	4	nd	AVE
POMMEL	1 Luke Aldrich	201	5.20	7.40	7.70			12.750									
	2 Vitali Kan	209	5.50	8.00	8.00			13.500									
	3 Alex Wittenberg	220	5.10	7.60	7.60			12.700									
	4 Tristan Duran	204	4.60	7.80	7.60			12.300									
	5 Justin Karstadt	210	5.50	8.20	7.90			13.550									

Pommel Score: **64.800** Running Score: **132.300** Pommel Score: **0.000** Running Score: **0.000**

Name		D	1	2	3	4	nd	AVE	Name		D	1	2	3	4	nd	AVE
RINGS	1 Colton Dee	203	4.90	8.00	8.20			13.000									
	2 Jalon Stephens	216	5.20	8.20	8.40			13.500									
	3 Shaun Herzog	207	4.60	8.20	7.90			12.650									
	4 Yaroslav Pochinka	214	5.20	8.50	8.50			13.700									
	5 Shane Wiskus	219	4.90	8.90	9.00			13.850									

Rings Score: **66.700** Running Score: **199.000** Rings Score: **0.000** Running Score: **0.000**

Name		D	1	2	3	4	nd	AVE	Name		D	1	2	3	4	nd	AVE
VAULT	1 Yaroslav Pochinka	214	5.20	8.30	8.60			13.650									
	2 Vitali Kan	209	5.20	8.20	8.40		-0.1	13.400									
	3 Alex Wittenberg	220	5.20	8.20	8.40		-0.1	13.400									
	4 Shaun Herzog	207	5.20	9.10	9.10			14.300									
	5 Shane Wiskus	219	5.20	8.60	8.80		-0.3	13.600									

Vault Score: **68.350** Running Score: **267.350** Vault Score: **0.000** Running Score: **0.000**

Name		D	1	2	3	4	nd	AVE	Name		D	1	2	3	4	nd	AVE
PARALLEL BAR	1 Timmy Kutyla	212	5.30	8.00	8.20			13.400									
	2 Justin Karstadt	210	5.40	8.20	8.00			13.500									
	3 Shaun Herzog	207	5.30	8.20	8.40			13.600									
	4 Tristan Duran	204	5.60	8.00	8.20			13.700									
	5 Shane Wiskus	219	5.70	8.50	8.40			14.150									

P. Bar Score: **68.350** Running Score: **335.700** P. Bar Score: **0.000** Running Score: **0.000**

Name		D	1	2	3	4	nd	AVE	Name		D	1	2	3	4	nd	AVE
HIGH BAR	1 Jalon Stephens	216	5.30	7.60	7.80			13.000									
	2 Timmy Kutyla	212	4.80	7.60	7.40			12.300									
	3 Shaun Herzog	207	4.80	7.70	7.60			12.450									
	4 Tristan Duran	204	5.70	8.00	7.80			13.600									
	5 Shane Wiskus	219	5.20	8.40	8.60			13.700									

H. Bar Score: **65.050** Running Score: **400.750** H. Bar Score: **0.000** Running Score: **0.000**

Final Team Score: 400.750

Final Team Score: 0.000

All-Arounders

All-Arounders

FX	Wiskus																
PH	13.250																
SR	10.400																
VT	13.850																
PB	13.600																
HB	14.150																
AA	13.700																
	78.950																

Judge's Signatures *FX [Signature] *PH [Signature] *SR [Signature] *VT [Signature] *PB [Signature] *HB [Signature]

* Head Judge FX [Signature] PH [Signature] SR [Signature] VT [Signature] PB [Signature] HB [Signature]

Coach's Signature [Signature] 3:07 PM Coach's Signature _____

Iowa Vs. Minnesota Vs. Air Force

Event Results - Floor

Mar 11, 2018

Page: 1
Printed: 3/11/2018 3:03 PM

Men / C
Session: 1



Rank	Num	Name	Gym	Diff	Exec	ND	Score	Out
1	209	Vitali Kan	MINN	5.600	8.250	..	13.850	0.000
2	205	Joel Gagnon	MINN	5.300	8.600	-0.1	13.800	0.050
3	103	Dylan Ellsworth	IOWA	4.900	8.750	..	13.650	0.200
4	207	Shaun Herzog	MINN	5.700	7.900	..	13.600	0.250
5	115	Brandon Wong	IOWA	4.700	8.800	..	13.500	0.350
6T	104	Andrew Herrador	IOWA	5.000	8.450	..	13.450	0.400
6T	309	Christian Kalustian	AFA	5.100	8.350	..	13.450	0.400
8T	317	Jonah Urlaub	AFA	5.000	8.400	..	13.400	0.450
8T	111	Mark Springett	IOWA	5.300	8.100	..	13.400	0.450
10	106	Bennet Huang	IOWA	5.300	8.300	-0.3	13.300	0.550
11	219	Shane Wiskus	MINN	5.600	7.650	..	13.250	0.600
12	318	Frankie Valentin	AFA	4.700	8.450	..	13.150	0.700
13	220	Alex Wittenberg	MINN	5.600	7.400	..	13.000	0.850
14	306	Ryan Girouard	AFA	5.100	7.300	..	12.400	1.450
15	305	Jonathon Fornoff	AFA	4.800	6.750	..	11.550	2.300

Iowa Vs. Minnesota Vs. Air Force

Event Results - Pommel

Mar 11, 2018

Page: 1
Printed: 3/11/2018 3:03 PM

Men / C
Session: 1



Rank	Num	Name	Gym	Diff	Exec	ND	Score	Out
1	105	Austin Hodges	IOWA	5.600	8.500	-.-	14.100	0.000
2T	106	Bennet Huang	IOWA	5.200	8.450	-.-	13.650	0.450
2T	110	Elijah Parsells	IOWA	5.500	8.150	-.-	13.650	0.450
4	210	Justin Karstadt	MINN	5.500	8.050	-.-	13.550	0.550
5	209	Vitali Kan	MINN	5.500	8.000	-.-	13.500	0.600
6	109	Nick Merryman	IOWA	4.900	8.400	-.-	13.300	0.800
7	201	Luke Aldrich	MINN	5.200	7.550	-.-	12.750	1.350
8T	107	Kevin Johnson	IOWA	5.000	7.700	-.-	12.700	1.400
8T	220	Alex Wittenberg	MINN	5.100	7.600	-.-	12.700	1.400
10	317	Jonah Urlaub	AFA	4.700	7.900	-.-	12.600	1.500
11T	318	Frankie Valentin	AFA	4.400	7.900	-.-	12.300	1.800
11T	204	Tristan Duran	MINN	4.600	7.700	-.-	12.300	1.800
11T	307	Michael Graft	AFA	4.900	7.400	-.-	12.300	1.800
14	103	Dylan Ellsworth	IOWA	4.200	7.850	-.-	12.050	2.050
15	302	Fletcher Braunton	AFA	4.900	7.050	-.-	11.950	2.150
16	311	Scott McMurray	AFA	4.700	6.600	-.-	11.300	2.800
17	219	Shane Wiskus	MINN	5.200	5.200	-.-	10.400	3.700

Iowa Vs. Minnesota Vs. Air Force

Event Results - Rings

Mar 11, 2018

Page: 1
Printed: 3/11/2018 3:03 PM

Men / C
Session: 1



Rank	Num	Name	Gym	Diff	Exec	ND	Score	Out
1	101	Jake Brodarzon	IOWA	5.300	8.700	-.-	14.000	0.000
2	219	Shane Wiskus	MINN	4.900	8.950	-.-	13.850	0.150
3T	102	Addison Chung	IOWA	4.600	9.200	-.-	13.800	0.200
3T	302	Fletcher Braunton	AFA	5.700	8.100	-.-	13.800	0.200
5	214	Yaroslav Pochinka	MINN	5.200	8.500	-.-	13.700	0.300
6	111	Mark Springett	IOWA	5.400	8.200	-.-	13.600	0.400
7T	103	Dylan Ellsworth	IOWA	4.900	8.600	-.-	13.500	0.500
7T	216	Jalon Stephens	MINN	5.200	8.300	-.-	13.500	0.500
9	318	Frankie Valentin	AFA	4.800	8.400	-.-	13.200	0.800
10	304	Ethan Esval	AFA	4.500	8.600	-.-	13.100	0.900
11	203	Colton Dee	MINN	4.900	8.100	-.-	13.000	1.000
12	316	Lukas Texeira	AFA	5.100	7.700	-.-	12.800	1.200
13T	106	Bennet Huang	IOWA	4.500	8.150	-.-	12.650	1.350
13T	207	Shaun Herzog	MINN	4.600	8.050	-.-	12.650	1.350
15	114	Rogelio Vazquez	IOWA	4.600	8.100	-0.3	12.400	1.600
16	307	Michael Graft	AFA	4.800	7.500	-.-	12.300	1.700

Iowa Vs. Minnesota Vs. Air Force

Event Results - Vault

Mar 11, 2018

Page: 1
Printed: 3/11/2018 3:03 PM

Men / C
Session: 1



Rank	Num	Name	Gym	Diff	Exec	ND	Score	Out
1	103	Dylan Ellsworth	IOWA	5.300	9.450	..	14.750	0.000
2	102	Addison Chung	IOWA	4.900	9.550	..	14.450	0.300
3	207	Shaun Herzog	MINN	5.200	9.100	..	14.300	0.450
4*	317	Jonah Urlaub	AFA	4.800	9.200	..	14.000	0.750
4*	310	Eric Klein	AFA	4.800	9.200	..	14.000	0.750
6	106	Bennet Huang	IOWA	4.800	9.150	..	13.950	0.800
7	318	Frankie Valentin	AFA	4.500	9.450	-0.1	13.850	0.900
8	101	Jake Brodarzon	IOWA	4.800	9.300	-0.3	13.800	0.950
9T	309	Christian Kalustian	AFA	4.800	9.000	-0.1	13.700	1.050
9T	307	Michael Graft	AFA	4.800	8.900	..	13.700	1.050
11	214	Yaroslav Pochinka	MINN	5.200	8.450	..	13.650	1.100
12	219	Shane Wiskus	MINN	5.200	8.700	-0.3	13.600	1.150
13	112	Kulani Taylor	IOWA	4.800	8.800	-0.1	13.500	1.250
14*	220	Alex Wittenberg	MINN	5.200	8.300	-0.1	13.400	1.350
14*	209	Vitali Kan	MINN	5.200	8.300	-0.1	13.400	1.350

Iowa Vs. Minnesota Vs. Air Force

Event Results - P Bars

Mar 11, 2018

Page: 1
Printed: 3/11/2018 3:03 PM

Men / C
Session: 1



Rank	Num	Name	Gym	Diff	Exec	ND	Score	Out
1	105	Austin Hodges	IOWA	4.800	9.500	..	14.300	0.000
2	219	Shane Wiskus	MINN	5.700	8.450	..	14.150	0.150
3	204	Tristan Duran	MINN	5.600	8.100	..	13.700	0.600
4T	304	Ethan Esval	AFA	4.900	8.700	..	13.600	0.700
4T	207	Shaun Herzog	MINN	5.300	8.300	..	13.600	0.700
6T	315	Allen Shaden	AFA	5.100	8.400	..	13.500	0.800
6T	210	Justin Karstadt	MINN	5.400	8.100	..	13.500	0.800
8T	106	Bennet Huang	IOWA	4.800	8.600	..	13.400	0.900
8T	212	Timmy Kutyla	MINN	5.300	8.100	..	13.400	0.900
10T	101	Jake Brodarzon	IOWA	4.900	8.400	..	13.300	1.000
10T	305	Jonathon Fornoff	AFA	5.400	7.900	..	13.300	1.000
12T	109	Nick Merryman	IOWA	4.500	8.700	..	13.200	1.100
12*	317	Jonah Urlaub	AFA	5.000	8.200	..	13.200	1.100
12*	103	Dylan Ellsworth	IOWA	5.000	8.200	..	13.200	1.100
15	114	Rogelio Vazquez	IOWA	5.300	7.600	..	12.900	1.400
16	313	Zach Polen	AFA	4.300	8.400	..	12.700	1.600

Iowa Vs. Minnesota Vs. Air Force

Event Results - H Bar

Mar 11, 2018

Page: 1
Printed: 3/11/2018 3:03 PM

Men / C
Session: 1









Rank	Num	Name	Gym	Diff	Exec	ND	Score	Out
1	316	Lukas Texeira	AFA	5.300	8.650	..	13.950	0.000
2	104	Andrew Herrador	IOWA	5.100	8.650	..	13.750	0.200
3	219	Shane Wiskus	MINN	5.200	8.500	..	13.700	0.250
4	102	Addison Chung	IOWA	4.800	8.850	..	13.650	0.300
5	204	Tristan Duran	MINN	5.700	7.900	..	13.600	0.350
6T	310	Eric Klein	AFA	4.800	8.500	..	13.300	0.650
6T	105	Austin Hodges	IOWA	5.000	8.300	..	13.300	0.650
8T	106	Bennet Huang	IOWA	4.400	8.600	..	13.000	0.950
8T	216	Jalon Stephens	MINN	5.300	7.700	..	13.000	0.950
10	114	Rogelio Vazquez	IOWA	4.600	8.300	..	12.900	1.050
11	318	Frankie Valentin	AFA	4.200	8.600	..	12.800	1.150
12	309	Christian Kalustian	AFA	5.000	7.600	..	12.600	1.350
13T	103	Dylan Ellsworth	IOWA	4.300	8.150	..	12.450	1.500
13T	207	Shaun Herzog	MINN	4.800	7.650	..	12.450	1.500
15	212	Timmy Kutyla	MINN	4.800	7.500	..	12.300	1.650
16	313	Zach Polen	AFA	4.000	6.800	..	10.800	3.150

Iowa Vs. Minnesota Vs. Air Force

Event Results - AA

Men / C
Session: 1

Mar 11, 2018

Rank	Num	Name	Gym							AA
1	106	Bennet Huang	IOWA	13.300	13.650	12.650	13.950	13.400	13.000	79.950
2	103	Dylan Ellsworth	IOWA	13.650	12.050	13.500	14.750	13.200	12.450	79.600
3	219	Shane Wiskus	MINN	13.250	10.400	13.850	13.600	14.150	13.700	78.950