



IOWA HAWKEYES

BASEBALL

ESTABLISHED 1890 | 7 BIG TEN CHAMPIONSHIPS | 4 NCAA REGIONAL APPEARANCES | 1 COLLEGE WORLD SERIES APPEARANCE | 16 ALL-AMERICANS

2017 SCHEDULE

Date	Opponent	Time
Feb. 17	at South Florida	L, 4-9
Feb. 18	at South Florida	W, 4-2
Feb. 19	at South Florida	L, 0-6
Feb. 22	Loras College	W, 8-1
Feb. 24	^ vs. Alabama State	W, 9-2
Feb. 25	^ vs. Alabama State	L, 3-4
Feb. 26	^ vs. Morehead State	W, 14-7
March 3	% vs. Hawai'i	W, 7-6
March 4	% vs. Oral Roberts	W, 7-5
March 5	% at Minnesota (BTN Plus)	L, 3-6
March 7	Northern Illinois (BTN Plus)	W, 12-8
March 10	! vs. Villanova	L, 1-10
March 11	! vs. Bucknell	L, 1-7
March 12	! vs. Lehigh	W, 15-7
March 12	! vs. Lehigh	W, 8-3
March 17	at Kansas State	L, 0-3
March 18	at Kansas State	L, 4-5 (10)
March 19	at Kansas State	W, 12-11 (10)
March 22	Bradley (BTN Plus)	W, 12-1
March 24	* Purdue (BTN Plus)	L, 0-2
March 25	* Purdue (HAA)	W, 5-1
March 26	* Purdue (HAA)	W, 7-2
March 28	Grand View (BTN Plus)	W, 6-5
March 31	UNLV (BTN Plus)	W, 3-0
April 1	UNLV (BTN Plus)	W, 6-5
April 1	UNLV (BTN Plus)	W, 7-6
April 4	South Dakota State (BTN Plus)	W, 4-3
April 7	* at Northwestern	W, 14-2
April 8	* at Northwestern	L, 5-7
April 9	* at Northwestern	L, 5-6
April 11	Western Illinois (BTN Plus)	W, 4-1
April 14	* at Nebraska	W, 7-6 (10)
April 15	* at Nebraska	W, 5-3
April 16	* at Nebraska (BTN)	L, 6-8
April 19	at Bradley (ESPN3)	L, 4-6
April 21	* Rutgers (BTN Plus)	W, 8-3
April 22	* Rutgers (BTN)	L, 3-5
April 23	* Rutgers (BTN Plus)	L, 5-13
April 25	Milwaukee (BTN Plus)	W, 4-3
April 28	* Penn State (BTN Plus)	W, 4-2
April 28	* Penn State (BTN Plus)	W, 8-2
April 29	* Penn State (BTN Plus)	W, 9-1
May 2	at Western Illinois	L, 5-7
May 5	* at Michigan State (BTN Plus)	W, 3-2
May 6	* at Michigan State (BTN Plus)	L, 1-2
May 7	* at Michigan State (BTN Plus)	W, 9-4
May 12	* Ohio State (BTN Plus)	W, 9-5
May 13	* Ohio State (BTN Plus)	L, 7-12
May 14	* Ohio State (BTN Plus)	W, 11-10
May 16	Nebraska Omaha (BTN Plus)	W, 9-8
May 18	* at Illinois (FightingIllini.com)	W, 6-5
May 19	* at Illinois (FightingIllini.com)	L, 8-12
May 19	* at Illinois (FightingIllini.com)	W, 8-3
May 24	@ vs. Maryland (BTN)	7:30 p.m.
May 25	@ vs. Nebraska/N'western (BTN)	TBA
June 2-4	NCAA Regionals	TBA

All times Central and subject to change | ^ Hoover Classic at Hoover, Ala. | ! Snowbird Baseball Classic (Port Charlotte, Fla.) | % DQ Classic (Minneapolis) | * Big Ten Conference contest | @ Big Ten Tournament (Bloomington, Ind.) | Big Ten Network (BTN) | BTN Plus on BTN2Go (BTN Plus) | Hawkeye All-Access (HAA) |



IOWA HAWKEYES (34-19)

HEAD COACH | RICK HELLER (4TH SEASON) | CAREER RECORD: 825-651-4

MARYLAND TERRAPINS (34-19)

HEAD COACH | JOHN SZEFC (5TH SEASON) | CAREER RECORD: 385-243-3

GAME 54 | BLOOMINGTON, IND. | BART KAUFMAN FIELD | PITCHING PROBABLES

GAME 54 | MAY 24 | 7:30 P.M. (CT)

Radio _____ Hawkeye Radio Network/WDQB/HAA
Television/Internet _____ BTN/BTN2Go
Live Stats _____ hawkeyesports.com



RHP Nick Gallagher
(8-1, 2.59 ERA, 77 K, 21 BB)



RHP Brian Shaffer
(7-3, 1.67 ERA, 98 K, 17 BB)

LEADING OFF

- Junior Jake Adams was selected as the **unanimous Big Ten Player of the Year** -- the first Hawkeye since 1992 and just the second all-time to earn the distinction. Adams was also the lone unanimous first-team All-Big Ten selection at first base, while Tyler Cropley (C), Nick Gallagher (SP), Mason McCoy (SS), and Robert Neustrom (OF) earned second-team All-Big Ten honors.
- The Hawkeyes won their final four Big Ten Conference series to finish 15-9 overall and tie for fourth in the regular season. **The 15 wins are the second-most since 2008 and the program's fourth top-four finish since 2000.** Iowa has advanced to the Big Ten Tournament in a **record four straight seasons.**
- The Hawkeyes have **won 30 or more games in four straight seasons** for the first time since winning 30 or more games in seven consecutive seasons from 1979-85. **The 34 victories are the seventh-most in a single season** in program history.
- Iowa won eight of its last 10 Big Ten series dating back to the 2016 season. The Hawkeyes won four straight league series to close out the regular season and six of eight series this season.
- Iowa finished with a 19-4 record at Duane Banks Field in 2017 -- the most home wins since 1989 (19-2). The Hawkeyes are 52-14 at home dating back to the 2015 season. Iowa won eight straight home games from March 24-April 21.
- Junior Jake Adams **has hit eight home runs over his last seven games** (since May 12), giving him a school record 24 blasts this season. The South Dakota native has three multi-home run games, including a two home run game in the regular-season finale to break Iowa's single-season school record that had stood since 1986.
- All-America candidate?! **Adams is second in the NCAA with 24 home runs** (one behind Eastern Kentucky's Ben Fisher, whose season is over), fourth in total bases (159) and slugging percentage (.750), and 11th in RBIs (65).
- Adams was tabbed as the **Big Ten Player of the Week for a second straight week and third time this season** on May 22. He was also named a **National Player of the Week** by Collegiate Baseball on May 22.
- Junior Nick Gallagher, who was the Big Ten Pitcher of the Week on May 1, is **6-0 with a 2.08 ERA over his last nine starts.** In Big Ten play, Gallagher is 5-0 with a 2.37 ERA, posting a quality start in five of his eight starts.
- Iowa had players finish **1-2-3 in the Big Ten in hits** during the regular season. Robert Neustrom and Jake Adams tied for the league lead with 73 hits, while Mason McCoy was tied for third with 72.
- The Hawkeyes rank in the **top five in the Big Ten in eight different** offensive categories; it is first in slugging percentage (.446), second in RBIs (303), home runs (58) and on-base percentage (.378), third in batting average (.285), runs (329), and doubles (101), and fourth in hits (516).
- Iowa is **12th nationally with 56 double plays** this season and the team ranks 27th with a .978 team fielding percentage.
- In Big Ten play, Iowa was second in team batting average (.297), third in team fielding percentage (.979), and seventh in ERA (4.25). Mason McCoy lead the league in runs (26), Jake Adams paced the conference in home runs (10) and doubles (10), and Nick Gallagher tied for the lead in wins (5).
- Follow the Hawkeyes on social media via Facebook/iowa baseball, Twitter/UIBaseball, and Instagram/UIBaseball.





Iowa native Rick Heller is entering his fourth season as head coach of the University of Iowa baseball program. Heller was tabbed as the 20th head coach in program history on July 12, 2013.

Heller, an Eldon, Iowa, native, has been head coach at four institutions -- Iowa (2014-present), Indiana State (2009-13), Northern Iowa (1999-2009), and Upper Iowa (1987-99) -- leading all four schools to NCAA postseason play. He is one of nine coaches all-time and one of five active coaches to lead three different Division I programs to NCAA Regional play.

In 2015, Heller guided the Hawkeyes to an at-large berth into NCAA Regional play and posted the school's first NCAA Tournament win since 1972. He led Indiana State to its first outright Missouri Valley Conference title in 2012, and Northern Iowa to the MVC title and into the NCAA Tournament in 2001, the first and only regional appearance for the Panthers as a Division I program.

Heller has rejuvenated the Iowa program in just three seasons, going 101-67, making him the winningest coach in his first three seasons in school history. He is the first Iowa coach to lead the program to the postseason in three consecutive years, he has coached at least one first-team All-Big Ten selection each season, and has 11 Major League Baseball Draft picks in three seasons -- the most in a three-year stretch since 1991-93.

The success has translated on the recruiting trail, where Heller has turned the Hawkeyes into a major player on the national recruiting scene. Iowa had the top-rated class in the Big Ten -- and 18th-best nationally -- in 2015, and the 2016 class was ranked third in the league.

In 30 seasons as a head coach, Heller owns a career record of 825-651-4. He is one of two Iowa head coaches to lead the program to the NCAA Tournament.

HELLER YEAR-BY-YEAR

Year	School	Record	Pct.				
1988	Upper IA	7-30	.189	2003	No. Iowa	27-28	.491
1989	Upper IA	10-23	.303	2004	No. Iowa	25-31	.446
1990	Upper IA	19-17	.527	2005	No. Iowa	26-28	.481
1991	Upper IA	22-13	.629	2006	No. Iowa	28-27	.509
1992	Upper IA	23-16	.590	2007	No. Iowa	23-28	.450
1993	Upper IA	21-15-1	.581	2008	No. Iowa	30-24	.556
1994	Upper IA	21-18-1	.538	2009	No. Iowa	23-26	.469
1995	Upper IA	31-13	.705	2010	Ind. State	35-19	.648
1996	Upper IA	37-14	.725	2011	Ind. State	29-28	.509
1997	Upper IA	30-14	.682	2012	Ind. State	41-19	.683
1998	Upper IA	38-8	.826	2013	Ind. State	26-25	.510
1999	Upper IA	30-15-1	.663	2014	Iowa	30-23	.566
2000	No. Iowa	23-33	.411	2015	Iowa	41-18	.695
2001	No. Iowa	35-28	.556	2016	Iowa	27-25	.519
2002	No. Iowa	30-25-1	.545	2017	Iowa	34-19	.642
				Totals	825-651-4		

THIS WEEK

The fifth-seeded University of Iowa baseball team opens Big Ten Tournament play Wednesday against fourth-seeded Maryland at 7:30 p.m. (CT). The double elimination tournament will be held May 24-28 at Bart Kaufman Stadium in Bloomington, Indiana.

GAME COVERAGE

- The duration of the Big Ten Tournament will be carried on select stations around the state via the Hawkeye Radio Network and be streamed online via Hawkeye All-Access with Zach Mackey and Steve Duncan on the call.
- Select games will be available on AM-800 KXIC in Iowa City and all three contests will be on WDBQ in Dubuque.
- The entire Big Ten Tournament will be televised on BTN and be available on BTN2Go. Kevin Kugler and Scott Pose will call the Iowa-Maryland game.
- Live statistics will be available at www.hawkeyesports.com and fans can follow the action via Twitter/UIBaseball.

IOWA BIG TEN TOURNAMENT HISTORY

The Hawkeyes are making their fourth straight Big Ten Tournament appearance -- a program record -- and the 12th in school history. Iowa is 12-21 in the tournament, advancing to the championship game in 1983, 2010, and 2016.

- Iowa has won at least one tournament game in each of the past three seasons, including advancing through the winner's bracket to the title game last season. Ohio State edged the eighth-seeded Hawkeyes, 8-7, to win the title.

IOWA VS. BIG FIELD

Iowa is 5-5 against the Big Ten field in 2017, taking series over top-seeded Nebraska and eighth-seeded Purdue. The Hawkeyes lost 2-of-3 games at Northwestern and dropped a nonconference matchup against Minnesota. Iowa did not face Michigan, Maryland, or Indiana during the regular season.

IOWA TIDBITS

- The Hawkeyes have hit at least one home run in seven straight games and the team has 16 home runs during the seven-game stretch. Iowa went back-to-back-to-back in the second inning at Illinois on May 18 with Mason McCoy, Jake Adams, and Robert Neustrom hitting blasts.
- Iowa has scored six or more runs in each of its last eight games and have 10 or more hits in six of the eight contests. The Hawkeyes are hitting .318 during the stretch and are averaging 8.4 runs per game. Iowa had an 11-run outburst May 14 against Ohio State, the most runs scored since April 7 (14 at Northwestern).
- The Hawkeyes posted Big Ten series victories against Purdue, at Nebraska, Penn State, at Michigan State, Ohio State, and at Illinois. The road series win in Lincoln was the first in program history.
- Iowa has won 20 of its last 22 midweek games dat-

ing back to the 2015 season. The Hawkeyes closed out midweek play with a 9-8 victory over Omaha on May 16 in Iowa City. Iowa went 8-2 in midweek contests in 2017.

- Iowa hit two grand slams -- one from Tyler Cropley and one from Robert Neustrom -- in a 12-1 midweek victory over Bradley on March 22. It was the team's third grand slam of the season.
- The Hawkeyes have had 10 or more hits in 29 games this season and have scored 10 or more runs in seven contests. Iowa has scored seven or more runs in 23 games.
- Iowa won its first 13 games when finishing with 10 or more hits. The team is 22-7 when reaching the 10-hit mark.

MARYLAND NOTABLES

- The Terrapins finished the regular season with a 34-19 overall record and went 15-9 in Big Ten play. Maryland has gone 9-14 on the road and 5-2 in neutral site games in 2017.
- Maryland is hitting .275 as a team and average 6.0 runs per game. Four regulars hit over .300 with first-team All-Big Ten selection Marty Costes leading the way with a .336 average with nine home runs, 39 RBIs, and 38 runs. Third-team All-Big Ten selection A.J. Lee is hitting .323 with seven home runs and 31 RBIs.
- Brian Shaffer, the Big Ten Pitcher of the Year, will start for the Terrapins. Shaffer is 7-3 with a Big Ten-best 1.67 ERA. He has two complete games and has 98 strikeouts against 17 walks.
- The Terrapins have a 3.79 team ERA; Ryan Selmer has a team-best seven saves and is 2-1 with a 2.41 ERA.

SERIES RECORD

- Iowa is 5-2 all-time against Maryland, including an 11-0 victory in last season's Big Ten Tournament semifinal matchup.
- The Hawkeyes won 2-of-3 games from the Terrapins in Iowa City during the 2016 season and won 2-of-3 games in College Park in 2015.

GALLS VS. SHAFF

- In two appearances against Maryland last season, Nick Gallagher went 2-0 with a 0.00 ERA, allowing three hits over 10 innings with 13 strikeouts to two walks. The right-hander allowed one hit over six innings in the semifinals of the Big Ten Tournament and had nine strikeouts to one walk to pitch the Hawkeyes to the title game.
- Brian Shaffer pitched Maryland to the lone win last season against Iowa, tossing a complete game five-hitter in Iowa City. He allowed one earned run, had seven strikeouts (to zero walks) and only needed 89 pitches.

ADAMS IS UNANIMOUS PLAYER OF YEAR

Junior Jake Adams was voted as the unanimous Big Ten Player of the Year. Adams is the first Hawkeye since 1992 and just the second player in school history to be named the league's top player. Brett



Backlund, an infielder/pitcher, shared the honor with Mike Smith of Indiana in 1992.

- Adams is head coach Rick Heller's fifth league Player of the Year. He had three MVPs at Northern Iowa and one at Indiana State.

5 HAWKEYES EARN ALL-BIG TEN HONORS

- Junior Jake Adams was named first-team All-Big Ten at first base after leading the conference in home runs (24), RBIs (65), hits (73), slugging percentage (.750), and total bases (159). Adams is the first Hawkeye first baseman to earn first-team honors since 1980.
- Juniors Tyler Cropley (C) and Nick Gallagher (SP), senior Mason McCoy (SS), and sophomore Robert Neustrom (OF) were all named second-team All-Big Ten.
- Cropley earned his first career All-Big Ten honor after hitting .302 in Big Ten play and by throwing out a league-best 17 would-be base stealers. He is the first Hawkeye catcher since 2011 to earn All-Big Ten honors.
- Gallagher earned his first career accolade after tying for the league lead in wins (8) during the regular season. He is the third starting pitcher under Heller to earn all-league honors.
- McCoy continued Iowa's All-Big Ten run at shortstop after tying for third in the league in hits and leading the league in runs. Iowa has had a shortstop earn all-conference honors in four straight seasons.
- Neustrom garnered his first career honor after ranking third in the Big Ten in RBIs and tying for the league lead in hits. The Hawkeyes have had an outfielder earn All-Big Ten honors in three straight seasons.

30 X 4

- Iowa secured its fourth straight 30-win season with its 9-5 series-opening victory over Ohio State on May 12 in Iowa City. The program hasn't enjoyed a better stretch since posting seven consecutive 30 win campaigns from 1979-85.
- The 34 victories are the seventh most in a single season in program history. Two of those win totals have come under UI head coach Rick Heller's watch.
 - The Hawkeyes won 30 games in Heller's first season, 41 in 2015 en route to the program's first NCAA Regional appearance since 1990 before winning 30 games last season in a run to the Big Ten Tournament title game.

INSIDE THE NUMBERS

- Iowa is out-scoring its opponents, 41-30, in the first inning this season. The Hawkeyes are 18-6 when scoring first.
- Over the first three innings, Iowa is out-scoring its opposition, 119-84.
- The Hawkeyes are 25-3 when scoring six or more runs this season. Iowa is 9-16 when scoring five runs or less.
- Iowa is 22-10 when hitting a home run this season. The team is 14-4 when hitting two or more

long balls.

- The Hawkeyes are 25-4 when leading after six innings, 26-2 after seven innings, and 26-1 after eight innings this season.
- Twenty-six games have been decided by two runs or less this season; Iowa is 16-10.

GOING, GOING...

Junior Jake Adams is leading the Big Ten with 24 home runs this season, tied for the most in conference play since Illinois' Alex Dickerson's 24 in 2010. The single-season Big Ten home run record is 27 by Indiana's Mike Smith in 1992.

- The South Dakota native was the Big Ten home run champion, connecting on 10 long balls during league action. He is the first Hawkeye since Jason White in 2008 (eight home runs) to win the home run crown.
- Adams has hit eight home runs in his last seven games (since May 12). He hit a home run in five straight contests (believed to be the first in school history to accomplish the feat), including two two-home run games.
- Adams has the new standard in the Big Ten in the BBCOR era. Indiana's Kyle Schwarber belted 18 home runs in 2013.
- Adams is second nationally with 24 home runs -- one off the NCAA lead, held by Eastern Kentucky's Ben Fisher. Fisher has 25 home runs in 59 games; his season is over.
- Adams broke the Iowa school record when he hit two home runs in the regular season finale at Illinois to break John Knapp's school record of 22, which had stood since 1986.
- Iowa is 17-3 when Adams hits a home run this season.
- Adams has three multi-homer games this season. He hit three home runs (and had seven RBIs) in Iowa's 12-11, 10-inning victory at Kansas State on March 19, becoming the first Hawkeye since Jason White in 2007 to hit three home runs in the same game. Adams hit two solo home runs in Iowa's 9-8 victory over Omaha on May 16 and two solo blasts in the regular season finale at Illinois (5/19).
- In his three collegiate seasons, Adams has 66 home runs. He hit a school-record 25 home runs last year during his All-America season at DMACC and 42 in his two-year junior college career -- a school record.

MORE THAN A HOME RUN HITTER

Sure, Jake Adams has a Big Ten-best 24 home runs, but he's more than a home run hitter. Adams has hit safely in 41 games, reached safely in 47 contests, and posted 25 multi-hit games. He is tied for fourth in the Big Ten with a .344 batting average.

- Adams also leads the Big Ten in RBIs (65), hits (73), slugging percentage (.750), and total bases (159), while ranking second in runs (48), eighth in doubles, and ninth in on-base percentage (.427).

TEAM COMPARISON

Below is a look at how Iowa stacks up against this week's opponent in overall statistics.

	IOWA	MARY
Overall Record	34-19	34-19
Home/Away/Neutral	19-4/9-11/6-3	20-3/9-14/5-2
Conference Record	15-9	15-9
vs. Top 25	0-0	1-5
Last 10 games	7-3	4-6

Batting Avg.	.285	.275
Runs	329	316
Hits	516	482
2B-3B-HR	101-8-58	77-14-52
RBIs	303	287

ERA	4.40	3.79
Innings	468.2	463.2
Hits	508	451
Runs-Earned	265-229	242-195
BB-K	197-416	158-431

Fielding Pct.	.978	.970
Errors	45	60
Double Plays	56	50

2017 B1G STANDINGS (As of May 20)

Team	B1G	Pct.	Overall	Pct.
Nebraska	16-7-1	.688	34-18-1	.651
Michigan	16-8	.667	42-13	.76
Minnesota	15-8	.652	33-19	.635
Iowa	15-9	.625	34-19	.642
Maryland	15-9	.625	34-19	.642
Indiana	14-9-1	.604	32-20-2	.611
Northwestern	13-11	.542	24-28	.462
Purdue	12-12	.500	29-25	.537
Michigan State	10-14	.417	29-23	.558
Illinois	9-15	.375	23-28	.451
Ohio State	8-16	.333	22-34	.393
Rutgers	7-16	.304	19-34	.358
Penn State	4-20	.167	18-37	.327

May 24

- No. 3 Minnesota vs. No. 6 Indiana
- No. 2 Michigan vs. No. 7 Northwestern
- No. 1 Nebraska vs. No. 8 Purdue
- No. 4 Maryland vs. No. 5 Iowa



UNIVERSITY QUICK FACTS

Location: _____ Iowa City, Iowa
Enrollment: _____ 33,334
Founded: _____ 1847
Nickname: _____ Hawkeyes
Colors _____ Black and Gold
Conference: _____ Big Ten
National Affiliation _____ NCAA, Division I
President: _____ Bruce Harreld
Director of Athletics: _____ Gary A. Barta
Baseball Secretary: _____ Kendra Wieditz
Baseball Office _____ 232 Carver-Hawkeye Arena
_____ Iowa City, Iowa 52242
_____ (319) 335-9389

BASEBALL INFORMATION

Head Coach _____ Rick Heller/4th season
Alma Mater/Year _____ Upper Iowa/1986
Recruiting Coordinator _____ Marty Sutherland/4th season
Alma Mater/Year _____ Northern Iowa/2002
Pitching Coach _____ Scott Brickman/4th season
Alma Mater/Year _____ Northern Iowa/1998
Volunteer Assistant Coach (Hitting Coach) _____ Sean Moore/1st season
Alma Mater/Year _____ University of Iowa/2015
Director of Baseball Operations _____ Desi Druschel/3rd season
Alma Mater/Year _____ Mount Mercy/1998

2017 TEAM INFORMATION

2016 Record _____ 30-26
Home _____ 16-7
Away _____ 7-15
Neutral _____ 7-4
Big Ten Record/Finish _____ 12/12/t8th
Postseason _____ N/A

2017 OUTLOOK

Letterwinners Returning/Lost _____ 17/17
Starters Returning/Lost _____ 3+DH/5
Pitchers Returning/Lost _____ 10/8
Newcomers _____ 18

STADIUM INFORMATION

Home Facility _____ Duane Banks Field
Capacity _____ 3,000
Opened _____ 1974
Dimensions _____ 329-373-395-373-329
Surface _____ AstroTurf

MEDIA INFORMATION

Associate SID/Baseball Contact _____ James Allan
Email _____ james-allan@uiowa.edu
Cell Phone _____ (319) 530-5792
Student Assistant/Secondary Contact _____ Austin Bramley
Email _____ austin-bramley@uiowa.edu
Cell Phone _____ (712) 298-1705
Athletic Communications Phone _____ (319) 335-9411
Athletic Communications Fax _____ (319) 335-9417
Press Box Phone _____ (319) 335-9520
Website _____ hawkeyesports.com
Twitter _____ @UIBaseball
Facebook: _____ facebook.com/iowabaseball
Instagram: _____ UIBaseball

BANKS MAGIC

• Iowa finished 19-4 at home this season running its record to 52-14 at Banks Field since the start of the 2015 season. The 19 wins are the most by the team since winning 1989 (19-2).
• The Hawkeyes went 17-3 in 2015 -- the most home victories since 1996 -- and followed it up with 16 home wins in 2016. Iowa has 10 walk-off victories at Duane Banks Field since the start of 2015.

COMEBACK KIDS

The Hawkeyes have overcome deficits in 19 of their 34 victories this season. Iowa has posted walk-off victories in four games this season.
• The Hawkeyes have 11 wins this year when either trailing or being tied entering or through seven innings. Seven wins have come in their final at-bat.
• Chris Whelan had the game-winning RBI single in the bottom of the ninth inning in Iowa's 6-5 victory over UNLV on April 1.
• Mason McCoy had the game-winning RBI single in the Hawkeyes' 4-3 victory over Milwaukee on April 25.
• Robert Neustrom had a walk-off two-run home run -- a ball that traveled 446-feet over the batter's eye in center field at Banks Field -- to give Iowa an 11-10 win over Ohio State on May 14.
• McCoy hit a laser at the Maverick shortstop in the ninth inning May 16, allowing Corbin Woods to score the game-winning run in a 9-8 victory in the home finale.

NO DEFICIT IS TOO BIG

Iowa rallied from a 9-2, sixth-inning deficit in the 11-10 come-from-behind win over Ohio State on May 14. It was the largest deficit the Hawkeyes have overcome since rallying from an 8-1 hole to defeat second-seeded Michigan, 11-8, in the semifinals of the 2010 Big Ten Tournament.
• The Hawkeyes rallied from an 8-3, sixth-inning deficit in their 9-8 victory over Omaha on May 16.

DEFENSE DOES IT

• Freshman Justin Jenkins entered in the ninth inning as a defensive replacement May 18 at Illinois. With two outs and the game-tying run at third, Jenkins made a diving catch in the right center field gap to save the Hawkeyes' victory.

B1G OVERALL STATS (As of 5/20)

Batting Average

1. Minnesota	.293
2. Michigan State	.290
3. Michigan	.285
4. IOWA	.285

ERA

1. Michigan	3.22
2. Nebraska	3.48
3. Michigan State	3.79
6. IOWA	4.40

Fielding Percentage

1. Michigan	.983
2. Minnesota	.979
3. IOWA	.978

victory.

• Iowa ranks in the top 12th nationally with 56 double plays this season and the team ranks 27th with a .978 team fielding percentage.

IOWA SETS SINGLE-SEASON K RECORD

The Iowa pitching staff has set the single-season strikeout record for a second straight season in 2017. Iowa has 416 strikeouts in 53 games, averaging 7.8 punch outs per contest. The squad has shattered the previous record of 382 strikeouts set in 2016.

BIG BLAST BOB

Sophomore Robert Neustrom hit a walk-off 446-foot, two-run home run over the batter's eye in center field in Iowa's 11-10 victory over Ohio State on May 14. It was Neustrom's first career walk-off home run and the first by a Hawkeye since Nick Day's blast in the opening round of the 2015 Big Ten Tournament in Minneapolis (which also downed Ohio State). It was Iowa's first walk-off home run at Banks Field since Jason White in 2007 (against Illinois).

#SWINGFASTER

The Hawkeyes are tied for second in the Big Ten with 58 home runs this season. Ten different players have hit at least one home run.
• The 58 home runs are the most for the team in the Rick Heller era and the most for the Hawkeyes since 1999 when the team had 73 blasts.
• Iowa had 26 home runs in 56 games during the 2016 season.

RBI KINGS

Junior Jake Adams and sophomore Robert Neustrom are first and third in the Big Ten in RBIs. Adams is leading the league with 65 RBIs -- the most by a Hawkeye since 2008. Adams has driven in at least one run in 33 games. Neustrom is fourth with 53 RBIs; he had the game-winning RBI double in Iowa's 4-3 win over South Dakota State on April 4 and a walk-off two-run home run in Iowa's 11-10 victory over Ohio State.
• Adams drove in seven runs (on three home runs) in Iowa's 12-11 victory over Kansas State on March 19. It was Adams' second game with six or more RBIs this

B1G-ONLY OVERALL STATS (5/20)

Batting Average

1. Minnesota	.313
2. IOWA	.297
3. Nebraska	.295

ERA

1. Maryland	3.61
2. Michigan	3.76
3. Nebraska	3.86
7. IOWA	4.25

Fielding Percentage

1. Michigan	.986
2. Indiana	.979
3. IOWA	.979



2017 WEEKEND IN STATS

SERIES	W-L	AVG	R	BATTING							PITCHING						FIELDING		
				H	2B	3B	HR	RBI	BB-SO	SB-A	ERA	IP	H	R-ER	BB-SO	BAA	PO-A	E	FLD
at South Florida	1-2	.179	8	17	2	1	3	8	11-39	3-4	4.68	25.0	26	17-13	11-21	.271	75-32	4	.964
at Hoover Classic	2-1	.307	26	31	10	0	3	23	22-12	5-5	4.00	27.0	29	13-12	11-21	.279	81-37	1	.992
at DQ Classic	2-1	.304	17	31	5	0	6	16	9-17	5-7	5.88	26.0	27	17-17	11-23	.281	78-40	1	.992
at Snowbird Classic	2-2	.321	25	44	9	0	1	23	23-28	3-8	6.00	36.0	45	27-24	13-40	.310	108-39	2	.987
at Kansas State	1-2	.226	16	24	2	0	4	15	12-17	0-0	5.86	27.2	36	19-18	13-21	.321	83-41	2	.984
Purdue	2-1	.351	12	33	6	2	0	12	8-13	3-7	1.67	27.0	22	5-5	10-30	.250	81-36	1	.992
UNLV	3-0	.263	16	26	11	1	1	13	10-13	4-4	2.00	27.0	24	11-6	10-20	.242	81-31	5	.957
at Northwestern	1-2	.312	24	34	7	0	5	23	20-21	5-8	4.68	25.0	27	15-13	8-20	.287	75-37	1	.991
at Nebraska	2-1	.296	18	34	8	0	3	18	9-13	1-2	4.33	27.0	31	17-13	15-20	.284	81-36	4	.967
Rutgers	1-2	.277	16	28	4	1	5	15	8-17	1-5	6.00	27.0	35	21-18	14-17	.330	81-41	4	.968
Penn State	3-0	.290	21	29	6	1	3	17	15-27	10-11	1.33	27.0	20	5-4	10-22	.211	81-32	3	.974
at Michigan State	2-1	.235	13	23	3	0	1	11	12-30	4-7	2.42	26.0	26	8-7	7-15	.280	78-39	2	.983
Ohio State	2-1	.333	27	36	6	0	6	24	10-16	2-2	9.00	27.0	47	27-27	13-30	.392	81-30	3	.974
at Illinois	2-1	.279	22	29	5	0	7	21	26-18	1-2	4.50	26.0	37	20-13	11-16	.333	78-31	2	.982
Midweek	8-2	.285	68	97	17	2	10	63	42-78	12-13	3.99	88.0	76	43-39	40-100	.233	264-88	10	.972

season. He is tied for 11th nationally in RBIs.

- Iowa is 28-6 when Adams has at least one RBI.
- Adams is on pace for 67 RBIs this season, which would tie for the sixth-most in a single-season in program history.
- Neustrom had a career-best four hits and five RBIs to complete Iowa's doubleheader sweep of Lehigh on March 12. Neustrom has seven games with three or more RBIs.

CONSISTENT SOPHOMORE

- Sophomore Robert Neustrom has hit safely in 44 games this season and the outfielder had a career-best 14-game hitting streak from April 4-28. He has two 10-plus game hitting streaks, as he opened the year with an 11-game hitting streak.
- Neustrom's 73 hits are tied for the Big Ten lead and he is tied for fifth in the conference with 15 doubles, and has 24 multi-hit games. He has 12 games this season with two or more RBIs and has driven in at least one run in 31 games. Iowa is 22-9 when Neustrom has at least one RBI.
 - He tallied his first career four-hit game against Lehigh, finishing 4-for-5 with a career-best five RBIs.
 - The Sioux City, Iowa native, has a career-best eight home runs, including four in the last five games. He hit two home runs May 18 in Iowa's 6-5 victory at Illinois.

MCCOY: THE SHORTSTOP

- After being Iowa's primary third baseman as a junior, Mason McCoy is back at his natural position at shortstop in 2017. The Illinois native leads the Big Ten in runs (49), is tied for second in doubles (16), and tied for third in hits (72), while ranking 14th in the league with a .329 batting average.
- McCoy tied a career-high with a 15-game hitting streak from April 4-28. He reached base safely in a career-best 26 straight games -- the longest streak by a Hawkeye since Eric Toole's 31-game reached base streak in 2015 -- from April 4-May 19.
 - McCoy has 23 multi-hit games this season and has hit safely in 44 contests. He has scored at least one run in 33 games. He tied a career-high, scoring four runs in Iowa's 9-4 series-clinching victory at Michigan State and he had a solo home run -- his third of the year -- in game two.
 - McCoy went 2-for-5 with two RBIs in the series opener at Illinois, which included his fourth home run, leading off

Iowa's back-to-back-to-back jack performance.

- McCoy was an Northwest League All-Star selection in both 2015 and 2016, playing for the La Crosse Loggers.
- McCoy is one of the top all-around shortstops in the Big Ten. He has just Iowa has just eight errors in a Big Ten-leading 299 chances this season.

WAY TO GO WHELAN

- Sophomore Chris Whelan is hitting .318 with 33 runs and 20 RBIs. He also has five home runs and nine doubles. He is third in the Big Ten with a .434 on-base percentage.
- Whelan connected on a leadoff home run in Iowa's 9-8 victory over Omaha on May 16. It was the Hawkeyes' first leadoff home run since Eric Toole at the 2015 Big Ten Tournament.
 - Whelan hit two home runs in Iowa's 5-3 loss to Rutgers on April 22.
 - Whelan has 19 multi-hit games this season and he reached base safely in a career-best 14 straight games from April 1-23.

IMPRESSIVE FRESHMAN

- As Iowa's every day center fielder, freshman Ben Norman is hitting .292 with 15 multi-hit games. He has scored 31 runs and has 14 RBIs and nine doubles, one triple, and one home run.
- Norman is Iowa's top base-stealing threat, swiping 14 bags in 18 chances this season. He is tied for 10th in the Big Ten.
 - Norman went 4-for-6 with two runs and two RBIs at Kansas State, which included a game-winning RBI double in the 10th inning of Iowa's 12-11 extra-inning win at Kansas State.

CROP HEATS UP

- Junior Tyler Cropley was hitting as low as .105 midway through March before clawing himself out of his early-season hole. Cropley started April with a .203 average.
- Cropley hit .308 with four home runs and four doubles in April, while driving in 12 runs and scoring 15 times. Since the UNLV series (March 31-April-1), Cropley is hitting a .302 average with eight doubles and four home runs. He has 10 multi-hit games during the stretch and has 22 RBIs.
 - Cropley had the game-winning RBI single in the top of

2017 QUALITY STARTS LOG

C.J. Eldred (1)

at South Florida - 6 IP, 3 H, 1 ER, 4 K, 0 BB

Ryan Erickson (3)

at Nebraska - 6 IP, 3 R (2 ER), 5 K, 2 BB
vs. Penn State - 7.1 IP, 4 H, 1 R, 5 K, 3 BB
at Michigan State - 7 IP, 5 H, 1 R, 3 K, 3 BB

Nick Gallagher (9)

at South Florida - 7 IP, 5 H, 1 ER, 4 K, 1 BB
vs. Alabama State - 7 IP, 7 H, 2 R, 7 K, 2 BB
vs. Hawai'i - 7 IP, 7 H, 3 ER, 8 K, 0 BB
vs. UNLV - 7 IP, 3 H, 0 R, 6 K, 0 BB
at Northwestern - 7 IP, 3 H, 0 R, 5 K, 2 BB
vs. Rutgers - 6 IP, 5 H, 2 R, 4 K, 4 BB
vs. Penn State - 8 IP, 3 H, 2 R, 1 ER, 10 K, 0 BB
at Michigan State - 7 IP, 9 H, 1 R, 6 K, 1 BB
vs. Ohio State - 7 IP, 10 H, 2 ER, 9 K, 1 BB

Cole McDonald (1)

vs. Bucknell - 6.1 IP, 3 ER, 5 H, 5 K, 2 BB

Elijah Wood (1)

at Illinois - 7.1 IP, 10 H, 3 ER, 3 K, 0 BB

IOWA IN-SEASON ACCOLADES

Jake Adams

Big Ten Player of the Week - March 6, May 15, May 22
Collegiate Baseball National Player of the Week - May 22
College Sports Madness Big Ten Player of the Week - May 15, May 22
DQ Classic All-Tournament Team

Zach Daniels

Big Ten Pitcher of the Week - March 27

Nick Gallagher

Big Ten Pitcher of the Week - May 1

Matt Hoeg

DQ Classic All-Tournament Team

Mason McCoy

Big Ten Player of the Week - Feb. 27

Robert Neustrom

DQ Classic All-Tournament Team



the ninth in the series opener at Michigan State before tying a career-high with four RBIs in the series-clinching victory in East Lansing.

- Defensively, Cropley has gunned out 17 base runners to lead the Big Ten. He has started 48 games behind the plate.

AROUND, AROUND THE MULBERRY BUSH

Iowa has batted around the lineup eight times during the 2017 season. The Hawkeyes batted around twice in an April 7, 14-2 victory at Northwestern. Iowa is 6-1 in such games.

- Feb. 24 - vs. Alabama St. - 9 batters - 3rd - 3 runs
- Feb. 26 - vs. Morehead St. - 10 batters - 2nd - 6 runs
- March 7 - N. Illinois - 10 batters - 1st - 5 runs
- April 7 - at N'western - 13 batters - 2nd - 5 runs
- April 7 - at N'western - 13 batters - 8th - 7 runs
- April 9 - at N'western - 9 batters - 4th - 3 runs
- April 29 - Penn State - 10 batters - 8th - 5 runs
- May 7 - at Michigan St. - 9 batters - 9th - 4 runs

OFFENSIVE TIDBITS

- Senior Corbin Woods hit a game-tying, three-run home run in the eighth inning of Iowa's 11-10 victory over Ohio State on Senior Day on May 14. It was Woods' third hit and first three RBIs of the season. It was his second career home run. The Cedar Rapids, Iowa, native also scored the game-winning run in Iowa's walk-off win over Omaha on May 16.
- Sophomore Mitchell Boe has three two-hit games over his last four contests, hitting a team-best .400 with two doubles and three RBIs. Boe has 10 multi-hit games this season.
- Junior Matt Hoeg had a career-high four hits, finishing 4-for-5 with two doubles and four runs in game two at Illinois. Hoeg has 13 multi-hit games this season.

BALLS & STRIKES

- The Hawkeyes are sixth in the Big Ten with a 4.40 team ERA. Iowa's staff ranks fifth in the league with 416 strikeouts, averaging 7.8 per game.
- Iowa's pitching staff has had 10 or more strikeouts in a game 15 times this season.
- Senior Josh Martsching factored into both victories at Michigan State, earning the win in the series opener and the save in the series finale. He is 3-0 with a 2.88 ERA this season with 38 strikeouts (to eight walks) over 34 1/3 innings and leads the team with six saves. Martsching has made two weekend appearances seven times during the 2017 season.
- Martsching's 69 career appearances are the fourth-most in school history and his 11 career saves are seventh all-time.
- Sophomore Zach Daniels is tied for seventh in the Big Ten with seven victories. He is 7-3 with a 3.57 ERA in 21 relief appearances. Daniels went a career long 4 2/3 innings against Ohio State on May 16. He finished with a career-best eight strikeouts.
- Redshirt freshman Kyle Shimp made his return May 2 at Western Illinois after missing three weeks with mono. Shimp hasn't allowed a run in eight of his 14 appearances, where he is 5-1 with a 3.54 ERA. Opponents are

hitting .181 against the southpaw this season and he has surrendered more than one hit just three times in 14 appearances.

- Junior Elijah Wood has his best appearance as a Hawk-eye, notching a quality start in a May 19 win at Illinois. After surrendering three first-inning runs, Wood tossed 6 1/3 scoreless innings to earn his first career win. He allowed three runs on 10 hits and had three strikeouts without issuing a walk. Wood is 1-0 with a 4.38 ERA in 14 appearances, including six starts.

JUNIOR NICK GALLAGHER...

- is 16-4 with a 2.53 ERA in 36 career appearances, including 22 starts. He has 153 strikeouts against 50 walks in 167 innings.
- is 8-1 with a 2.59 ERA in 2017 -- the win total is tied for the league lead, while the ERA ranks sixth. He has 77 strikeouts to rank sixth and his 83 1/3 innings are fifth despite missing his March 17 start at Kansas State.
- The eight wins are tied for the sixth-most in a single-season in program history. Gallagher also had eight victories in 2016.
- In Big Ten play, Gallagher tied for the Big Ten wins lead, going 5-0 with a 2.37 ERA -- fifth-best in the league. He had 45 strikeouts over 49 1/3 innings and limited batters to a .249 average. He had a quality start in five of his eight Big Ten starts.
- is 6-0 with a 2.08 ERA over his last nine starts. He has allowed 48 hits and fanned 51 over 56 1/3 innings.
- has nine quality starts in 2017 and has logged at least seven innings in eight of his 13 starts. Gallagher has five games with seven or more strikeouts this season.
- was the Big Ten Pitcher of the Week on May 1 after scattering three hits over eight innings and fanning a career-high 10 batters (without issuing a walk) against Penn State on April 28. It was his sixth win. He struck out eight of the first 10 batters he faced. He is the first Hawkeye since 2014 to strike out 10 in a game.
- punched out nine batters (to one walk) in his seventh win -- a 9-5 victory over Ohio State -- on May 12.
- went eight innings in Iowa's 7-6 victory over Hawai'i at the DQ Classic where he had eight strikeouts (without walking a batter) in the game.
- tied for second in the Big Ten with eight victories as a sophomore, which were the sixth-most in a single-season in program history.
- was named to the 2016 Big Ten All-Tournament team after allowing one hit over six innings and fanning a career-high nine in a victory over Maryland.

SENIOR RYAN ERICKSON...

- is 2-3 with a 3.09 ERA since joining the starting rotation March 17 at Kansas State. He is 2-3 with a 3.32 ERA this season; ERA is ninth in the Big Ten. In league games, Erickson is 2-2 with a 3.32 ERA -- tied for the 11th-best ERA in the conference.
- has allowed 64 hits over 62 1/3 innings and fanned 41. He is 8-5 in his career with a 3.43 ERA, fanning 93 batters over 152 innings.
- Has three quality starts on the season, including two in back-to-back games against Penn State and Michigan State.

- earned his first career victory as a starter at Nebraska on April 15, allowing three runs (two earned) on six hits over six innings. It was his first career quality start.
- went a career-long 7 1/3 innings in a victory over Penn State on April 28. He tied a career-high with five strikeouts.

MISSING HAWKEYES

The Hawkeyes have dealt with adversity on the mound for much of the 2017 season. Left-handed pitchers Kole Kampen and Nick Allgeyer have missed the entire season following Tommy John surgery, and junior C.J. Eldred had season-ending surgery for a partial repair of the UCL on March 15 after making just one start in 2017.

- Sophomore Derek Lieurance also hasn't logged an inning because of a season-ending injury. Freshman Kyle Shimp missed three weeks in April with mono.

IOWA'S BACKBONE

The Hawkeyes have been built on pitching and defense under UI head coach Rick Heller.

- Iowa has ranked in the top 14 nationally in the nation in team fielding percentage in each of the past two years. The Hawkeyes have been in the top four in the Big Ten throughout Heller's tenure.
- Iowa has posted team ERA records in each of the past two seasons (2.95 in 2015, 3.56 in 2016). The Hawkeyes ranked in the top four in the conference in both seasons.

TEAM CAPTAINS

Iowa's team captains for the 2017 season are seniors Josh Martsching, Mason McCoy, and Corbin Woods, and junior C.J. Eldred.

#HELLERBALL

- UI head coach Rick Heller is one of nine coaches all-time to lead three different NCAA Division I teams to regional play.
- Heller recorded his 800th career win against Lehigh on March 12 at the Snowbird Classic in Florida.
- The Hawkeyes have won 30 or more games in each of Heller's four seasons as the helm of the program. It's a first for the team since winning 30 or more in seven straight seasons from 1979-85.
- Heller is the winningest coach in his first three seasons in program history, winning 101 games.
- Iowa has advanced to the Big Ten Tournament in four straight years for the first time in program history.
- Heller has coached at least one first-team All-Big Ten selection each season, and has 11 Major League Baseball Draft picks in three seasons -- the most in a three-year stretch since 1991-93.
- Iowa had a school-record six All-Big Ten selections in 2015 and five in 2017. The Hawkeyes have had 18 All-Big Ten honorees in four seasons under Heller.
- Iowa has posted winning streaks of nine games (in 2015) and seven games (in 2014) -- the longest streaks for the program since 2012.



1 MASON McCOY

Sr. • SS • 6-0 • 182

Washington, Ill. • Illinois Central CC • Washington HS



2017 GAME-BY-GAME STATS

#1 McCoy, Mason - 53 games (All games)

Date	Opponent	Pos	AB	R	H	RBI	2B	3B	HR	BB	SB	CS	HBP	SAC	SF	GDP	K	PO	A	E	Avg	
Feb 17	at South Florida	*ss	4	1	3	0	0	1	0	0	0	0	0	0	0	0	0	3	5	1	.750	
Feb 18	at South Florida	*ss	3	1	1	1	0	0	1	1	0	0	0	0	0	0	2	2	5	0	.571	
Feb 19	at South Florida	*ss	4	0	0	0	0	0	0	0	0	0	0	0	0	0	0	0	3	0	.364	
Feb 22	LORAS COLLEGE	*ss	4	2	1	1	0	0	1	1	0	0	0	0	0	0	0	2	0	0	.333	
Feb 24	vs Alabama State	*ss	4	2	2	0	1	0	0	1	0	0	0	0	0	0	0	3	4	0	.368	
Feb 25	vs Alabama State	*ss	4	1	2	1	1	0	0	1	1	0	0	0	0	0	0	3	3	0	.391	
Feb 26	vs Morehead State	*ss	4	1	2	4	1	0	0	0	0	0	1	0	0	0	0	1	5	1	.407	
Mar 03	vs Hawaii	*ss	5	1	2	0	1	0	0	0	0	0	0	0	0	0	0	1	1	0	.406	
Mar 04	vs Oral Roberts	*ss	5	0	0	0	0	0	0	0	0	1	0	0	0	0	1	1	1	5	.351	
Mar 05	at Minnesota	*ss	3	1	1	0	0	0	0	1	0	0	0	0	0	0	0	2	3	0	.350	
Mar 07	NORTHERN ILLINOIS	*ss	5	3	2	0	1	0	0	1	0	0	0	0	0	0	0	0	0	0	.356	
Mar 10	vs Villanova	*ss	4	0	0	0	0	0	0	0	0	0	0	0	0	0	2	2	2	0	.327	
Mar 11	vs Bucknell	*ss	2	0	1	1	1	0	0	1	0	0	0	1	1	0	0	3	6	0	.333	
Mar 12	vs Lehigh-1	*ss	4	3	2	2	1	0	0	2	0	0	0	0	0	1	0	2	6	0	.345	
Mar 12	vs Lehigh-2	*ss	4	2	2	1	1	0	0	2	1	0	0	0	0	0	0	4	2	0	.356	
Mar 17	at Kansas State	*ss	4	0	3	0	0	0	0	0	0	0	0	0	0	0	0	2	4	0	.381	
Mar 18	at Kansas State	*ss	5	1	1	0	0	0	0	0	0	0	0	0	0	0	0	4	6	0	.368	
Mar 19	at Kansas State	ph	1	0	0	0	0	0	0	0	0	0	0	0	0	0	1	0	0	0	.362	
Mar 22	BRADLEY	*ss	4	2	1	1	0	0	0	1	0	0	0	0	0	0	0	2	3	0	.356	
Mar 24	PURDUE	*ss	3	0	2	0	0	0	0	1	0	0	0	0	0	0	0	4	2	0	.368	
Mar 25	PURDUE	*ss	4	2	3	0	0	0	0	1	0	0	0	0	0	0	0	1	2	0	.387	
Mar 26	PURDUE	*ss	3	2	1	0	1	0	0	1	0	0	0	0	0	0	1	4	3	0	.386	
Mar 28	GRAND VIEW	*ss	4	1	0	0	0	0	0	0	0	0	0	0	0	0	0	3	6	0	.368	
Mar 31	UNLV	*ss	3	0	0	0	0	0	0	0	0	0	0	0	0	0	0	2	5	0	.356	
Apr 01	UNLV-1	*ss	4	0	1	0	0	0	0	0	0	0	0	0	0	0	0	2	3	0	.351	
Apr 01	UNLV-2	*ss	5	0	0	1	0	0	0	0	0	0	0	0	0	0	1	0	2	1	.333	
Apr 04	SOUTH DAKOTA STA	*ss	4	1	1	0	1	0	0	0	0	0	0	0	0	0	0	1	2	4	.330	
Apr 07	at Northwestern	*ss	5	3	3	4	1	0	1	1	0	0	0	0	0	0	1	4	6	0	.343	
Apr 08	at Northwestern	*ss	5	1	1	0	0	0	0	0	0	0	0	0	0	0	1	0	1	3	.336	
Apr 09	at Northwestern	*ss	4	1	2	0	1	0	0	1	0	0	1	0	0	0	0	4	4	0	.342	
Apr 11	WESTERN ILLINOIS	*ss	4	0	2	0	0	0	0	0	0	0	0	0	0	0	0	3	4	0	.347	
Apr 14	at Nebraska	*ss	4	0	1	0	0	0	0	1	0	0	0	0	0	0	0	1	1	3	.338	
Apr 15	at Nebraska	*ss	5	1	1	0	1	0	0	0	0	0	0	0	0	0	0	1	3	1	.338	
Apr 16	at Nebraska	*ss	5	0	1	0	0	0	0	0	0	0	0	0	0	0	0	2	2	0	.333	
Apr 19	at Bradley	*ss	5	0	1	1	0	0	0	0	0	0	0	0	0	0	0	0	1	0	.329	
Apr 21	RUTGERS	*ss	4	2	3	0	0	1	0	0	0	0	0	0	0	0	0	4	5	0	.340	
Apr 22	RUTGERS	*ss	5	0	1	0	0	0	0	0	0	1	0	0	0	0	0	1	4	0	.336	
Apr 23	RUTGERS	*ss	3	1	2	0	0	0	0	1	0	0	1	0	0	0	0	3	6	0	.342	
Apr 25	MILWAUKEE	*ss	5	0	1	1	0	0	0	0	0	0	0	0	0	0	1	1	3	0	.338	
Apr 28	PENN STATE-1	*ss	3	0	1	1	0	0	0	1	0	0	0	0	0	0	1	0	1	4	.338	
Apr 28	PENN STATE-2	*ss	4	0	1	0	0	0	0	0	0	1	0	0	0	0	0	1	1	5	.335	
Apr 29	PENN STATE	*ss	4	1	0	0	0	0	0	0	0	0	1	0	0	0	0	2	1	5	.327	
May 02	at Western Illinois	*ss	5	0	2	1	0	0	0	0	0	0	0	0	0	0	0	2	6	0	.329	
May 05	at Michigan State	*ss	4	1	1	1	0	0	1	0	0	0	0	0	0	0	1	0	1	3	.328	
May 06	at Michigan State	*ss	4	1	1	0	0	0	0	0	1	0	0	0	0	0	0	1	2	5	.326	
May 07	at Michigan State	*ss	4	4	2	1	0	0	0	1	0	0	0	0	0	0	0	0	1	5	.330	
May 12	OHIO STATE	*ss	4	1	1	0	0	0	0	1	0	0	0	0	0	0	0	4	2	0	.328	
May 13	OHIO STATE	*ss	5	1	2	1	1	0	0	0	1	0	0	0	0	0	0	2	3	0	.330	
May 14	OHIO STATE	*ss	5	1	2	1	1	0	0	0	0	0	0	0	0	0	0	3	4	0	.332	
May 16	OMAHA	*ss	4	0	2	2	1	0	0	2	0	0	0	0	0	0	0	0	1	3	.335	
May 18	at Illinois	*ss	5	1	2	2	0	0	1	0	0	0	0	0	0	0	1	1	1	2	.337	
May 19	at Illinois-1	*ss	5	1	2	2	0	0	0	0	0	0	0	0	0	1	0	0	3	2	.338	
May 19	at Illinois-2	*ss	6	1	0	0	0	0	0	0	0	0	0	0	0	0	2	1	3	0	.329	
Totals			52gs	219	49	72	31	16	2	4	24	7	3	3	1	3	6	20	106	185	8	.329

On base pct. .398 • Slugging pct. .475

- CAREER HIGHS**
- AB: 7 vs. AIR FORCE, 4/13/16
 - H: 5 vs. AIR FORCE, 4/13/16
 - R: 4, 2X, LAST AT MICHIGAN STATE, 5/7/17
 - 2B: 2 vs. AIR FORCE, 4/13/16
 - 3B: 1, 4X, LAST vs. RUTGERS, 4/21/17
 - HR: 1, 6X, LAST AT ILLINOIS, 5/18/17
 - RBI: 6 vs. AIR FORCE, 4/14/16
 - BB: 2, 7X, LAST vs. OMAHA, 5/16/17
 - SB: 2, 2X, LAST AT PENN STATE, 5/20/16

SEASON HIGHLIGHTS

- Second-team All Big Ten selection; it is the fourth straight year a Hawkeye shortstop has earned All-Big Ten recognition... hitting .329 with 16 doubles, two triples, and four home runs... has 49 runs, 31 RBIs, and 24 walks... reached base safely in a career-best 26 straight contests from April 4-May 19
- Leads the Big Ten in runs (49)... tied for second in doubles (16) and third in hits (72)... eighth in total bases (104), and 14th in batting average (.329)... has a Big Ten-best 299 chances with only eight errors
- Tops in conference in runs (26) in league games... tied for third in hits (36)
- Has hit safely in 44 games, including 23 multi-hit (18 two-hit, five three-hit) contests... reached base safely in 46 contests
- Tied a career-high 15 game hitting streak from April 4-28
- Has started 52-of-53 games at shortstop... missed his first game as a Hawkeye in the series finale at Kansas State (3/9)
- Had five straight two-hit games from May 12-19... hit a laser and reached on an error against Omaha (5/16), allowing the game-winning run to score in bottom of the ninth inning... went 2-for-5 with two RBIs in game one at Illinois... hit the first home run of a back-to-back-to-back sequences... it was his fourth home run of the season
- Tied a career-high, scoring four runs and finishing 2-for-4 in series finale at Michigan State... hit a solo home run in series opener (5/5) -- his third blast of the season
- Had a walk-off RBI single in the bottom of the ninth inning to give Iowa a 4-3 victory over Milwaukee on April 25... it was his second career walk-off hit (vs. Ohio State, 2016 Big Ten Tournament)
- Big Ten Player of the Week on Feb. 27
- One of four Iowa team captains...two-time Northwoods League All-Star
- Started 56 games in 2016, primarily at third base

CAREER STATS

YEAR	AVG.	G-GS	AB	R	H	2B	3B	HR	RBIS	BB	HBP	SO	SB-A
2016	.291	56-56	223	37	65	12	2	2	34	24	3	48	7-11
2017	.329	53-52	219	49	72	16	2	4	31	24	3	20	7-10
TOTALS	.310	109-108	442	86	137	28	4	6	65	48	6	68	14-21

Instagram: [UIBaseball](#)



Twitter: [@UIBaseball](#)



Facebook: [iowabaseball](#)

2 ZACH DANIELS

So. • RHP • 5-11 • 166
Robins, Iowa • Cedar Rapids Kennedy HS



2017 GAME-BY-GAME STATS

#2 Daniels, Zach - 21 appearances (All games)

Date	Opponent	GS	IP	H	R	ER	BB	SO	2B	3B	HR	WP	BK	HBP	IBB	Score	W-L	Sv	ERA	NP
Feb 17	at South Florida		0.2	3	4	4	2	0	0	1	0	0	0	0	0	4-9	0-1	0	54.00	30
Feb 22	LORAS COLLEGE		1.0	0	0	0	1	3	0	0	0	0	0	0	0	8-1	0-1	0	21.60	21
Feb 26	vs Morehead State		3.0	2	0	0	0	1	0	0	0	0	0	0	0	14-7	1-1	0	7.71	37
Mar 03	vs Hawaii		1.0	4	3	3	1	1	0	0	0	0	0	0	0	7-6	1-1	0	11.12	33
Mar 05	at Minnesota		2.1	2	0	0	1	2	0	0	0	1	0	0	0	3-6	1-1	0	7.88	31
Mar 12	vs Lehigh-2		3.0	1	0	0	1	4	0	0	0	0	0	0	0	8-3	2-1	0	5.73	43
Mar 18	at Kansas State		1.1	2	1	1	2	0	0	0	0	0	0	0	0	4-5	2-1	0	5.84	38
Mar 22	BRADLEY		2.0	1	0	0	1	5	0	0	0	0	0	0	0	12-1	3-1	0	5.02	39
Mar 25	PURDUE		3.2	2	0	0	2	4	1	0	0	0	0	0	0	5-1	4-1	0	4.00	49
Mar 28	GRAND VIEW		2.2	0	0	0	0	3	0	0	0	0	0	0	0	6-5	5-1	0	3.48	27
Apr 01	UNLV-1		2.1	3	2	2	0	2	0	0	2	0	0	0	0	6-5	6-1	0	3.91	29
Apr 04	SOUTH DAKOTA STA		3.0	1	1	1	0	3	0	0	1	0	0	0	0	4-3	6-1	0	3.81	35
Apr 08	at Northwestern		2.2	4	2	2	0	3	0	0	0	0	2	0	0	5-7	6-2	0	4.08	39
Apr 14	at Nebraska		2.1	4	1	1	2	1	1	0	0	0	1	0	0	7-6	6-2	0	4.06	48
Apr 16	at Nebraska		0.1	1	0	0	0	1	0	0	0	0	0	0	0	6-8	6-2	0	4.02	7
Apr 21	RUTGERS		3.0	4	1	1	1	3	0	0	0	1	0	0	0	8-3	6-2	1	3.93	53
Apr 25	MILWAUKEE		1.0	2	1	1	1	1	1	0	0	1	0	0	0	4-3	6-2	1	4.08	26
Apr 29	PENN STATE		2.1	1	0	0	1	3	0	0	0	0	0	0	0	9-1	7-2	1	3.82	42
May 06	at Michigan State		1.0	1	1	0	1	1	0	0	0	0	0	0	1	1-2	7-3	1	3.72	25
May 14	OHIO STATE		4.2	5	2	2	2	8	3	0	0	2	0	0	0	11-10	7-3	1	3.74	82
May 19	at Illinois-1		2.0	5	4	0	3	2	1	0	0	0	0	0	1	8-12	7-3	1	3.57	55
Totals		0	45.1	48	23	18	22	51	7	1	3	5	0	3	2	140-104	7-3	1	3.57	-

CAREER-HIGHS

AB: 4, 9X, LAST VS. MINNESOTA, 5/25/16
H: 3 vs. SAVANNAH STATE, 5/13/16
R: 2, 4X, vs. MARYLAND, 5/28/16
2B: 1, 2X, LAST AT MINNESOTA, 4/1/16
3B: N/A
HR: N/A
RBIs: 4 vs. NORTHWESTERN COLLEGE, 3/8/16
BB: 3 vs. MARYLAND, 5/28/16
SB: 1, 6X, LAST vs. AT WESTERN ILLINOIS, 5/17/16

PITCHING

IP: 4.2 vs. OHIO STATE, 5/14/17
H: 5, 2X, LAST AT ILLINOIS, 5/19/17
R: 4, 2X, LAST AT ILLINOIS, 5/19/17
ER: 4 AT SOUTH FLORIDA, 2/17/17
SO: 8 vs. OHIO STATE, 5/14/17
BB: 3 AT ILLINOIS, 5/19/17

SEASON HIGHLIGHTS

- Focusing solely on pitching after being a two-way player as a freshman
- Is 7-3 with a 3.57 ERA in 21 appearances... has 51 strikeouts over 45 1/3 innings
- Tied for seventh in the Big Ten with seven victories
- Big Ten Pitcher of the Week March 27
- Logged a career-best 4 2/3 innings against Ohio State... registered a career-high eight strikeouts
- Notched his first save of the season, allowing one run on four hits over three innings against Rutgers (4/21)
- Won his seventh game, going 2 1/3 innings against Penn State (4/29)... tallied his sixth win, going 2 1/3 innings against UNLV (4/1)... recorded his fifth win, tossing 2 2/3 perfect innings, fanning three, against Grand View (3/28)... picked up his fourth win, going a career-long 3 2/3 shutout innings against Purdue (3/25)... allowed just two hits and fanned four... tallied his third win of the season against Bradley (3/22), tossing two shutout innings, allowing one hit and fanning a career-high five... earned the win against Lehigh (3/12), pitching three shutout innings, allowing one hit and fanning four... tallied his first win, scattering two hits over three shutout innings against Morehead State (2/26).

CAREER STATS

YEAR	ERA	W-L	APP	GS	CG	SHO	SV	IP	H	R	ER	BB	SO
2016	1.50	1-1	16	0	0	0	5	18.0	14	3	3	4	15
2017	3.57	7-3	21	0	0	0	1	45.1	48	23	18	22	51
TOTALS	2.98	8-4	37	0	0	0	6	63.1	62	26	21	26	66



3 MATT HOEG

Jr. • IF • 6-1 • 196

Waukee, Iowa • Iowa Western CC • Waukee HS



2017 GAME-BY-GAME STATS

#3 Hoeg, Matt - 52 games (All games)

Date	Opponent	Pos	AB	R	H	RBI	2B	3B	HR	BB	SB	CS	HBP	SAC	SF	GDP	K	PO	A	E	Avg	
Feb 17	at South Florida	*3b	4	0	1	1	0	0	0	0	0	0	1	0	0	0	3	0	1	0	.250	
Feb 19	at South Florida	ph/3b	2	0	0	0	0	0	0	0	0	0	0	0	0	0	1	1	1	0	.167	
Feb 22	LORAS COLLEGE	*3b	3	0	1	3	0	1	0	0	0	0	0	0	0	1	0	0	1	0	.222	
Feb 24	vs Alabama State	*3b	4	1	2	1	1	0	0	1	0	0	0	0	0	0	0	0	3	0	.308	
Feb 25	vs Alabama State	ph/3b	1	0	1	0	0	0	0	0	0	0	0	0	0	0	0	0	0	0	.357	
Feb 26	vs Morehead State	*3b	5	3	2	0	2	0	0	0	0	0	0	0	0	0	0	0	6	0	.368	
Mar 03	vs Hawaii	*3b	4	0	1	0	0	0	0	0	0	0	0	0	0	0	1	0	3	0	.348	
Mar 04	vs Oral Roberts	*3b	3	3	2	1	0	0	1	1	0	0	0	0	0	0	0	1	3	0	.385	
Mar 05	at Minnesota	*3b	3	0	0	0	0	0	0	1	0	0	0	0	0	0	1	1	2	0	.345	
Mar 07	NORTHERN ILLINOIS	*3b	4	1	0	0	0	0	0	1	0	0	0	0	0	0	1	1	0	0	.303	
Mar 10	vs Villanova	*3b/of	3	0	1	0	1	0	0	0	0	0	0	0	0	0	1	0	2	0	.306	
Mar 11	vs Bucknell	*3b	5	0	2	0	0	0	0	0	0	0	0	0	0	0	2	1	1	0	.317	
Mar 12	vs Lehigh-1	*3b/of	1	1	0	0	0	0	0	2	0	0	0	0	0	0	0	0	1	0	.310	
Mar 12	vs Lehigh-2	*3b	4	0	1	0	0	0	0	0	0	0	0	0	0	0	3	1	2	0	.304	
Mar 17	at Kansas State	*3b	4	0	0	0	0	0	0	0	0	0	0	0	0	0	3	0	1	0	.280	
Mar 18	at Kansas State	*3b	0	0	0	0	0	0	0	0	0	0	0	0	0	0	0	0	0	0	.280	
Mar 19	at Kansas State	*3b	4	0	1	1	0	0	0	1	0	0	0	0	0	0	0	0	3	0	.278	
Mar 22	BRADLEY	*3b	2	1	0	1	0	0	0	0	0	0	1	0	0	0	0	0	1	0	.268	
Mar 24	PURDUE	*3b	4	0	0	0	0	0	0	0	0	0	0	0	0	0	1	1	1	0	.250	
Mar 25	PURDUE	*3b	3	0	2	1	0	0	0	0	0	0	0	0	1	0	0	0	2	0	.270	
Mar 26	PURDUE	*3b	4	0	0	0	0	0	0	0	0	0	1	0	0	0	1	1	3	0	.254	
Mar 28	GRAND VIEW	*3b	2	0	1	0	0	0	0	1	0	0	0	0	0	0	0	0	0	0	.261	
Mar 31	UNLV	*3b	1	0	0	0	0	0	0	2	0	0	0	0	0	0	0	1	0	0	.257	
Apr 01	UNLV-1	*3b	3	0	0	0	0	0	0	0	0	0	0	0	0	0	0	1	1	0	.247	
Apr 01	UNLV-2	*3b	1	1	1	0	1	0	0	0	0	0	0	0	0	0	0	0	1	0	.257	
Apr 04	SOUTH DAKOTA STA	*3b	4	0	0	0	0	0	0	0	0	0	0	0	0	0	2	1	1	0	.244	
Apr 07	at Northwestern	*3b	3	2	2	2	1	0	0	2	0	1	0	0	0	0	0	1	1	0	.259	
Apr 08	at Northwestern	*3b	4	0	0	0	0	0	0	0	0	0	0	0	0	0	2	0	3	0	.247	
Apr 09	at Northwestern	*ch	2	0	0	0	0	0	0	0	0	0	0	0	0	0	1	0	0	0	.241	
Apr 11	WESTERN ILLINOIS	*3b	2	0	1	2	1	0	0	0	0	0	0	0	1	0	0	0	2	0	.247	
Apr 14	at Nebraska	*3b	5	0	1	0	0	0	0	0	0	0	0	0	0	0	0	0	1	1	.245	
Apr 15	at Nebraska	*3b	3	0	1	1	0	0	0	1	0	0	0	0	0	0	1	1	3	0	.247	
Apr 16	at Nebraska	*3b	4	1	2	2	0	0	0	0	0	0	0	0	0	1	0	0	1	0	.257	
Apr 19	at Bradley	*3b	4	1	2	0	0	0	0	0	0	0	0	0	0	0	0	0	1	0	.267	
Apr 21	RUTGERS	*3b	4	1	2	4	1	0	1	0	0	0	0	0	0	0	1	0	0	0	.275	
Apr 22	RUTGERS	*3b	4	1	1	0	0	0	0	0	0	0	0	0	0	1	0	1	2	1	.274	
Apr 23	RUTGERS	*3b/2b	4	1	1	2	0	0	1	0	0	0	0	0	0	0	0	1	3	0	.274	
Apr 25	MILWAUKEE	*3b	3	0	0	0	0	0	0	0	0	0	0	0	0	0	3	0	0	1	.267	
Apr 28	PENN STATE-1	*3b	2	0	0	1	0	0	0	1	0	0	0	0	1	0	0	0	1	0	.262	
Apr 28	PENN STATE-2	*3b	3	2	2	1	2	0	0	1	1	0	0	0	0	0	0	0	1	0	.272	
Apr 29	PENN STATE	*3b	3	0	2	2	0	0	2	1	0	0	0	0	0	0	0	1	2	1	.281	
May 02	at Western Illinois	*3b	4	0	1	0	0	0	0	0	0	0	0	0	0	0	0	1	0	0	.280	
May 05	at Michigan State	*3b	3	0	0	0	0	0	0	1	0	1	0	0	0	0	2	0	1	0	.274	
May 06	at Michigan State	*3b	3	0	0	0	0	0	0	0	0	0	0	0	0	0	2	0	2	0	.268	
May 07	at Michigan State	*3b	4	0	1	0	0	0	0	1	0	0	0	0	0	0	2	0	2	1	.268	
May 12	OHIO STATE	*3b	4	0	2	2	1	0	0	0	0	0	0	0	0	0	0	2	0	0	.274	
May 13	OHIO STATE	*3b	4	1	1	3	0	0	1	0	0	0	0	0	0	0	2	1	3	0	.273	
May 14	OHIO STATE	*3b/2b	4	0	0	0	0	0	0	0	0	0	0	0	0	0	3	1	2	0	.266	
May 16	OMAHA	*3b	2	0	0	0	0	0	0	0	0	0	0	0	0	0	1	0	0	0	.263	
May 18	at Illinois	*3b	3	0	0	0	0	0	0	1	0	0	0	0	0	0	0	0	1	0	.258	
May 19	at Illinois-1	*3b	5	4	4	1	2	0	0	0	0	0	0	0	0	0	0	0	3	0	.274	
May 19	at Illinois-2	*3b	4	1	1	0	1	0	0	1	0	0	0	0	0	0	2	0	2	0	.274	
Totals			48gs	168	26	46	32	14	1	4	21	2	4	1	0	3	3	43	21	76	5	.274

On base pct. .352 • Slugging pct. .440

CAREER HIGHS

AB: 5, 4X, LAST AT ILLINOIS, 5/19/17

H: 4 AT ILLINOIS, 5/19/17

R: 4 AT ILLINOIS, 5/19/17

2B: 2, 3X, LAST AT ILLINOIS, 5/19/17

3B: 1 VS. LORAS COLLEGE, 2/22/17

HR: 1, 4X, LAST VS. OHIO STATE, 5/13/17

RBI: 4 VS. RUTGERS, 4/21/17

BB: 2, 3X, LAST VS. PENN STATE, 4/28/17

SB: 1, 2X, LAST VS. PENN STATE, 4/29/17

SEASON HIGHLIGHTS

- Hitting .274 with 32 RBIs and 26 runs... has 14 doubles, one triple, and four home runs... tied for 11th in Big Ten play with 22 RBIs
- Started 48 games... 47 at third base and one as designated hitter
- Has hit safely in 30 games with 13 multi-hit contests -- 12 two-hit, one four-hit games
- Had a career-best eight-game hitting streak April 11-23
- Had a career day at Illinois (5/19), finishing 4-for-5 with four runs and two doubles... hit a three-run home run -- his fourth of the season -- May 13 against Ohio State
- Had the go-ahead two-run single against Penn State on April 29, finished 2-for-3 with two RBIs in the game... had a career-high four RBIs in game one against Rutgers (4/24), finishing 2-for-4 with a two-run double and two-run home run... also hit a two-run home run in game three of the series (4/23), finishing 1-for-4 with two RBIs.
- Went 2-for-4 with two RBIs in series finale at Nebraska... had his third multi-RBI game of the season against Western Illinois, finishing 1-for-2 with a double and two RBIs
- Named to DQ Classic All-Tournament team after hitting .300 with three runs scored
- Hit his first collegiate home run against Oral Roberts (3/4)
- Junior-college All-American at Iowa Western Community College

CAREER STATS

YEAR	AVG.	G-GS	AB	R	H	2B	3B	HR	RBIS	BB	HBP	SO	SB-A
2017	.274	52-48	168	26	46	14	1	4	32	21	1	43	2-6
TOTALS	.274	52-48	168	26	46	14	1	4	32	21	1	43	2-6



4 MITCHELL BOE

So. • IF • 5-10 • 175
Naperville, Ill. • Joilet Catholic HS



2017 GAME-BY-GAME STATS

#4 Boe, Mitchell - 53 games (All games)

Date	Opponent	Pos	AB	R	H	RBI	2B	3B	HR	BB	SB	CS	HBP	SAC	SF	GDP	K	PO	A	E	Avg
Feb 17	at South Florida	*2b	3	0	1	1	0	0	0	1	0	0	0	0	0	0	1	1	1	0	.333
Feb 18	at South Florida	*2b	4	0	0	0	0	0	0	0	0	0	0	0	0	0	1	1	5	0	.143
Feb 19	at South Florida	*2b	2	0	0	0	0	0	0	1	0	0	0	0	0	0	0	2	1	0	.111
Feb 22	LORAS COLLEGE	*2b	3	1	0	0	0	0	0	1	0	0	0	0	0	0	0	0	1	0	.083
Feb 24	vs Alabama State	*2b	4	1	1	0	0	0	0	1	0	0	0	0	0	0	1	1	2	0	.125
Feb 25	vs Alabama State	*2b	3	0	0	0	0	0	0	1	0	0	0	0	0	0	0	0	2	2	.105
Feb 26	vs Morehead State	*2b	1	1	0	1	0	0	0	2	0	0	0	1	1	0	0	1	4	0	.100
Mar 03	vs Hawaii	*2b	4	0	1	0	0	0	0	0	0	0	0	0	0	0	0	0	2	4	.125
Mar 04	vs Oral Roberts	*2b	3	0	0	0	0	0	0	1	0	0	0	0	0	0	0	0	1	4	.111
Mar 05	at Minnesota	*2b	2	0	0	0	0	0	0	1	1	0	0	0	0	0	0	0	2	4	.103
Mar 07	NORTHERN ILLINOIS	*2b	4	0	1	2	0	0	0	1	0	0	0	0	0	0	0	0	0	0	.121
Mar 10	vs Villanova	*2b	2	0	1	0	0	0	0	0	0	0	0	0	0	0	1	1	1	1	.143
Mar 11	vs Bucknell	*2b	3	1	1	0	0	0	0	1	0	0	0	0	0	0	0	1	4	0	.158
Mar 12	vs Lehigh-1	*2b	4	2	1	2	1	0	0	1	0	0	0	0	0	0	0	0	1	0	.167
Mar 12	vs Lehigh-2	*2b	4	2	2	0	1	0	0	0	0	0	1	0	0	0	1	2	4	0	.196
Mar 17	at Kansas State	*2b	3	0	2	0	0	0	0	0	0	0	0	0	0	0	0	1	1	0	.224
Mar 18	at Kansas State	*2b	4	0	0	0	0	0	0	0	0	0	0	0	0	0	1	1	4	0	.208
Mar 19	at Kansas State	*2b	5	1	1	0	0	0	0	0	0	0	0	0	0	0	1	1	3	0	.207
Mar 22	BRADLEY	*2b	2	1	0	1	0	0	0	1	1	0	0	0	0	0	0	1	1	0	.200
Mar 24	PURDUE	*2b	3	0	0	0	0	0	0	0	0	0	0	0	0	0	0	2	1	0	.190
Mar 25	PURDUE	*2b	4	0	1	0	0	0	0	0	0	0	0	0	0	0	1	2	2	0	.194
Mar 26	PURDUE	*2b	0	0	0	0	0	0	0	0	0	0	0	0	0	0	0	0	0	0	.194
Mar 28	GRAND VIEW	*2b	0	0	0	0	0	0	0	0	0	0	0	0	0	0	0	0	0	0	.194
Mar 31	UNLV	*2b	2	1	1	0	0	1	0	0	0	0	0	1	0	0	0	1	0	4	.203
Apr 01	UNLV-1	*2b	4	2	2	2	2	0	0	0	0	0	0	0	0	0	0	0	0	4	.219
Apr 01	UNLV-2	*2b	4	1	2	3	1	0	0	0	0	0	0	0	0	0	0	0	3	3	.234
Apr 04	SOUTH DAKOTA STA	*2b	3	1	1	0	0	0	0	1	0	0	0	0	0	0	0	1	2	4	.237
Apr 07	at Northwestern	*2b	4	1	1	0	0	0	0	1	0	0	0	0	0	0	0	1	1	4	.238
Apr 08	at Northwestern	*2b	2	0	1	1	0	0	0	2	1	0	0	0	0	0	0	0	1	1	.244
Apr 09	at Northwestern	*2b	4	0	1	0	0	0	0	0	0	0	0	0	0	0	0	1	6	3	.244
Apr 11	WESTERN ILLINOIS	*2b	2	0	0	1	0	0	0	0	0	0	0	0	1	0	0	2	1	0	.239
Apr 14	at Nebraska	*2b	5	1	2	1	0	0	0	0	1	0	0	0	0	0	0	0	5	0	.247
Apr 15	at Nebraska	*2b	2	0	0	0	0	0	0	1	0	0	1	0	0	0	0	2	5	0	.242
Apr 16	at Nebraska	*2b	4	0	1	0	0	0	0	0	0	0	0	0	0	0	0	0	4	7	.243
Apr 19	at Bradley	*2b	4	1	1	0	0	0	0	0	0	0	0	0	0	0	1	0	4	0	.243
Apr 21	RUTGERS	*2b	3	0	0	0	0	0	0	0	0	0	0	0	0	0	0	0	0	3	.236
Apr 22	RUTGERS	*2b	4	0	0	0	0	0	0	0	0	0	0	0	0	0	1	4	2	0	.228
Apr 23	RUTGERS	*2b	2	0	0	0	0	0	0	0	0	0	0	0	0	0	0	0	2	3	.224
Apr 25	MILWAUKEE	*2b	4	0	1	0	0	0	0	0	0	0	0	0	0	0	0	1	2	3	.225
Apr 28	PENN STATE-1	*2b	4	1	0	0	0	0	0	0	0	0	0	0	0	0	2	1	1	0	.218
Apr 28	PENN STATE-2	*2b	4	1	2	3	1	1	0	0	0	0	0	0	0	0	1	2	4	0	.227
Apr 29	PENN STATE	*2b	5	1	1	0	0	0	0	1	0	0	0	0	0	0	0	1	2	3	.226
May 02	at Western Illinois	*2b	3	1	1	0	0	0	0	0	0	0	0	0	0	0	2	2	4	0	.228
May 05	at Michigan State	*2b	3	0	0	0	0	0	0	0	0	0	0	0	0	0	1	1	5	0	.223
May 06	at Michigan State	*2b	3	0	1	0	0	0	0	0	0	0	0	0	0	0	0	0	1	1	.225
May 07	at Michigan State	*2b	3	1	2	0	0	0	0	1	0	0	0	0	0	0	0	0	3	3	.234
May 12	OHIO STATE	*2b	4	1	1	0	0	0	0	0	0	0	0	0	0	0	0	0	3	0	.235
May 13	OHIO STATE	*2b	4	0	0	0	0	0	0	0	0	0	0	0	0	0	0	0	1	1	.229
May 14	OHIO STATE	*2b	2	0	0	0	0	0	0	0	0	0	0	0	0	0	0	0	1	3	.226
May 16	OMAHA	*2b	4	1	2	1	1	0	0	1	0	0	0	0	0	0	0	2	4	1	.233
May 18	at Illinois	*2b	3	1	2	0	0	0	0	1	0	0	0	0	0	0	0	0	0	3	.241
May 19	at Illinois-1	*2b	4	0	0	1	0	0	0	0	0	0	0	0	0	0	0	1	3	1	.235
May 19	at Illinois-2	*2b	4	1	2	1	1	0	0	1	0	0	0	0	0	0	0	1	1	2	.241
Totals			51gs	170	27	41	21	8	2	22	4	1	1	3	2	0	26	75	142	4	.241

On base pct. .328 • Slugging pct. .312

CAREER-HIGHS

AB: 5, 3X, LAST AT NEBRASKA, 4/14/17
 HITS: 3 AT OHIO STATE, 5/7/16
 RUNS: 3, 2X, LAST AT OHIO STATE, 5/7/16
 2B: 1, 9X, LAST AT ILLINOIS, 5/19/17
 3B: 1, 2X, LAST VS. PENN STATE, 4/28/17
 HR: N/A
 RBIs: 3, 2X, LAST VS. PENN STATE, 4/28/17
 BB: 4 VS. AIR FORCE, 4/13/16
 SB: 1, 6X, LAST VS. PENN STATE, 4/29/17

SEASON HIGHLIGHTS

- Started 51 games -- all at second base... hitting .241 with 27 runs and 21 RBIs... has 22 walks
- Reached safely in a career-best 14 games from Feb. 19-March 17... has 10 multi-hit games -- all two-hit contests
- Part of a double play tandem that is one of the best in the nation
- Has three two-hit games over the last four contests... went 2-for-4 with an RBI double in series finale at Illinois (5/19)
- Went 2-for-4 with a run and RBI double against Omaha (5/16)... tied a career-high against Penn State, finishing 2-for-4 with a double, triple, and one run scored... had the game-winning RBI single in the 10th inning in Iowa's 7-6 game one victory at Nebraska... has three game-tying or game-winning hits in the eighth inning or beyond this season
- Hit .500 with three doubles and a triple, four runs, and five RBIs against UNLV (3/31-4/1)... went 2-for-4 with two doubles, two runs and two RBIs in game two... had a game-tying two-run double in bottom of ninth inning and scored game-winning run... went 2-for-4 with a career-high three RBIs in game three, which included a game-tying two-run double in eighth... score go-ahead run in eighth


CAREER STATS

YEAR	AVG.	G-GS	AB	R	H	2B	3B	HR	RBIS	BB	HBP	SO	SB-A
2016	.190	33-18	58	12	11	1	0	0	4	13	0	13	2-2
2017	.241	53-51	170	27	41	8	2	0	21	22	1	26	4-5
TOTALS	.228	86-69	228	39	52	9	2	0	25	35	1	39	6-7



5 TYLER CROPLEY

Jr. • C • 5-11 • 1185
McCook Lake, S.D. • Iowa Western CC • Bishop Heelan HS



2017 GAME-BY-GAME STATS

#5 Croyley, Tyler - 53 games (All games)

Date	Opponent	Pos	AB	R	H	RBI	2B	3B	HR	BB	SB	CS	HBP	SAC	SF	GDP	K	PO	A	E	Avg
Feb 17	at South Florida	*c	3	1	0	0	0	0	0	1	0	0	0	0	0	0	3	5	0	1	.000
Feb 18	at South Florida	*c	4	0	0	0	0	0	0	0	0	0	0	0	0	0	2	8	0	0	.000
Feb 19	at South Florida	*c	3	0	1	0	0	0	0	0	0	0	0	0	0	0	1	9	0	0	.100
Feb 22	LORAS COLLEGE	*c	5	2	2	1	0	0	0	0	0	0	0	0	0	0	1	15	0	0	.200
Feb 24	vs Alabama State	*c	4	1	1	1	0	0	0	1	0	0	0	0	0	0	1	7	1	0	.211
Feb 25	vs Alabama State	*c	4	1	0	0	0	0	0	1	0	0	0	0	0	0	0	8	1	0	.174
Feb 26	vs Morehead State	*c	1	1	0	0	0	0	0	0	0	0	1	0	0	0	0	3	0	0	.167
Mar 03	vs Hawaii	*c	4	0	0	0	0	0	0	0	0	0	0	0	0	0	1	9	0	0	.143
Mar 04	vs Oral Roberts	*c	3	0	0	0	0	0	0	1	0	0	0	0	0	0	1	8	0	0	.129
Mar 05	at Minnesota	*c	0	0	0	0	0	0	0	0	0	0	0	0	0	0	0	1	1	0	.129
Mar 07	NORTHERN ILLINOIS	*c	3	0	0	0	0	0	0	1	0	0	1	0	0	0	2	14	0	0	.118
Mar 10	vs Villanova	*c	2	0	0	0	0	0	0	0	0	0	0	0	0	0	0	8	3	0	.111
Mar 11	vs Bucknell	*c	2	0	0	0	0	0	0	0	0	0	0	0	0	0	1	7	0	0	.105
Mar 12	vs Lehigh-1	*c	4	2	1	1	0	0	0	1	0	0	0	0	0	0	0	14	0	0	.119
Mar 12	vs Lehigh-2	*c	3	0	1	0	0	0	0	0	0	1	0	2	0	0	0	10	0	0	.133
Mar 17	at Kansas State	*c	4	0	1	0	0	0	0	0	0	0	0	0	0	0	1	7	3	0	.143
Mar 18	at Kansas State	*c	3	1	1	2	0	0	1	0	0	0	1	0	0	0	0	5	0	0	.154
Mar 19	at Kansas State	*c	4	1	0	0	0	0	0	1	0	0	0	0	0	0	1	7	3	0	.143
Mar 22	BRADLEY	*c	2	2	1	4	0	0	1	1	0	0	0	0	0	0	0	11	0	0	.155
Mar 24	PURDUE	*c	4	0	3	0	0	1	0	0	0	1	0	0	0	0	0	12	3	0	.194
Mar 25	PURDUE	*c	3	1	1	0	0	0	0	0	0	0	1	0	0	0	0	10	0	0	.200
Mar 26	PURDUE	*c	4	0	0	0	0	0	0	0	0	0	0	0	0	0	0	9	4	0	.188
Mar 28	GRAND VIEW	*c	1	0	0	0	0	0	0	0	0	0	0	0	0	0	0	3	0	0	.186
Mar 31	UNLV	*c	4	0	2	2	2	0	0	0	0	0	0	0	0	0	1	7	0	0	.203
Apr 01	UNLV-1	*c	4	0	0	0	0	0	0	0	0	0	0	0	0	0	1	6	1	0	.192
Apr 01	UNLV-2	*c	2	1	1	0	1	0	0	1	2	0	0	1	0	0	0	7	1	1	.200
Apr 04	SOUTH DAKOTA STA	*c	4	0	1	0	0	0	0	0	0	0	0	0	0	0	2	5	0	0	.202
Apr 07	at Northwestern	*c	3	2	1	1	0	0	0	2	0	0	0	0	0	0	0	6	0	0	.207
Apr 08	at Northwestern	*c	4	2	2	2	0	0	1	0	0	0	0	0	0	0	0	8	1	0	.220
Apr 09	at Northwestern	*c	5	1	1	2	0	0	1	0	0	0	0	0	0	0	2	7	1	0	.219
Apr 11	WESTERN ILLINOIS	*c	3	2	1	0	1	0	0	1	0	0	0	0	0	0	1	8	1	0	.222
Apr 14	at Nebraska	*c	4	2	1	3	0	0	1	0	0	1	0	0	0	0	1	10	0	0	.223
Apr 15	at Nebraska	*c	5	0	0	0	0	0	0	0	0	0	0	0	0	0	2	6	1	0	.213
Apr 16	at Nebraska	*c	3	1	1	0	1	0	0	1	0	0	0	0	0	0	1	4	0	0	.216
Apr 19	at Bradley	*c	4	0	2	1	1	0	0	0	0	0	0	0	0	0	1	8	0	0	.226
Apr 21	RUTGERS	*c	4	0	0	0	0	0	0	0	0	0	0	0	0	0	0	1	7	1	.218
Apr 22	RUTGERS	*c	4	0	3	0	0	0	0	0	0	0	0	0	0	0	0	5	0	0	.236
Apr 23	RUTGERS	*c	2	0	0	0	0	0	0	0	0	0	0	0	0	0	0	3	0	1	.232
Apr 25	MILWAUKEE	*of	4	0	1	1	0	0	0	0	0	0	0	0	0	0	0	0	0	0	.233
Apr 28	PENN STATE-1	*c	3	1	2	0	0	0	0	1	0	0	0	0	0	0	0	11	0	0	.242
Apr 28	PENN STATE-2	*c	4	1	1	0	0	0	0	0	0	0	0	0	0	0	0	6	0	0	.243
Apr 29	PENN STATE	*of/c	3	2	2	2	0	0	1	1	1	0	0	1	0	0	0	4	1	0	.252
May 02	at Western Illinois	*of	3	0	2	1	1	0	0	0	1	0	0	0	0	0	0	0	0	0	.261
May 05	at Michigan State	*c	3	0	2	1	0	0	0	0	0	0	0	1	0	1	0	5	3	0	.269
May 06	at Michigan State	*c	3	0	0	0	0	0	0	1	1	0	0	0	0	0	1	5	0	0	.264
May 07	at Michigan State	*c	4	0	2	4	0	0	0	1	0	1	0	0	0	0	0	4	1	0	.270
May 12	OHIO STATE	*c	4	1	2	1	1	0	0	1	0	0	0	0	0	0	1	12	2	0	.276
May 13	OHIO STATE	*c	3	1	0	0	0	0	0	0	0	0	1	0	0	0	1	8	2	0	.270
May 14	OHIO STATE	*c	3	1	1	0	0	0	0	1	0	0	0	0	0	0	0	9	2	1	.272
May 16	OMAHA	*c	3	0	0	0	0	0	0	2	0	0	0	0	0	0	2	12	1	0	.267
May 18	at Illinois	*c	5	0	0	0	0	0	0	0	0	0	0	0	0	0	0	6	0	0	.259
May 19	at Illinois-1	*c	4	0	1	1	0	0	0	0	0	0	1	0	0	0	1	6	2	0	.259
May 19	at Illinois-2	*c	2	1	0	0	0	0	0	3	0	0	0	0	0	0	0	5	0	0	.256
Totals			176	32	45	31	8	1	6	24	5	3	4	8	0	1	34	380	40	4	.256

On base pct. .358 • Slugging pct. .415

CAREER HIGHS

- AB: 5, 3X, LAST AT ILLINOIS, 5/18/17
- H: 3, 2X, LAST VS. RUTGERS, 4/22/17
- R: 2, 7X, LAST VS. PENN STATE, 4/29/17
- 2B: 2 vs. UNLV, 3/31/17
- 3B: 1 vs. PURDUE, 3/24/17
- HR: 1, 6X, LAST VS. PENN STATE, 4/29/17
- RBI: 4, 2X, LAST AT MICHIGAN STATE, 5/7/17
- BB: 3 at ILLINOIS, 5/19/17
- SB: 2 vs. UNLV, 4/1/17

SEASON HIGHLIGHTS

- Second-team All-Big Ten selection at catcher... has started 51 games -- 48 behind the plate and three in left field... has 12 multi-hit games (10 two-hit, two three-hit)... has 10 of his multi-hit games since March 31
- Hitting .256 with 32 runs and 31 RBIs... has eight doubles, one triple, and six home runs
- Has gunned down 17 would-be base stealers -- tops in the Big Ten
- Tied a career-high with four RBIs in series finale at Michigan State (5/7), finished 2-for-4 in the contest... elted his sixth home run against Penn State (4/29) -- a two run shot -- finished 2-for-3 with two RBIs and two runs... had his second career three-hit game, finishing 3-for-4 in game two against Rutgers (4/22)... connected on his fifth home run, a three-run shot in Iowa's 7-6 series-opening win at Nebraska
- Hit a home run in back-to-back games at Northwestern, giving him four for the year, second-most on the team
- Had a career-high three hits, finishing 3-for-4 with a triple in series opener against Purdue (3/24)
- Hit his first career home run -- a two-run shot -- in game two at Kansas State (3/18)
- First-team all-region selection at Iowa Western CC in 2016


CAREER STATS

YEAR	AVG.	G-GS	AB	R	H	2B	3B	HR	RBIS	BB	HBP	SO	SB-A
2017	.256	53-51	176	32	45	8	1	6	31	24	4	34	5-8
TOTALS	.256	53-51	176	32	45	8	1	6	31	24	4	34	5-8



6 JUSTIN JENKINS

Fr. • OF • 5-10 • 196
Terre Haute, Ind. • Terre Haute South HS



2017 GAME-BY-GAME STATS

#6 Jenkins, Justin - 35 games (All games)

Date	Opponent	Pos	AB	R	H	RBI	2B	3B	HR	BB	SB	CS	HBP	SAC	SF	GDP	K	PO	A	E	Avg
Feb 17	at South Florida	*of	2	0	0	0	0	0	0	1	0	0	0	0	0	0	1	4	1	0	.000
Feb 18	at South Florida	of	0	0	0	0	0	0	0	0	0	0	0	0	0	0	0	0	0	0	.000
Feb 19	at South Florida	*of	1	0	0	0	0	0	0	1	0	0	0	0	0	0	0	1	0	0	.000
Feb 22	LORAS COLLEGE	of	0	0	0	0	0	0	0	0	0	0	0	0	0	0	0	0	0	0	.000
Feb 24	vs Alabama State	*of	2	0	0	0	0	0	0	0	0	0	0	0	0	0	0	0	0	0	.000
Feb 26	vs Morehead State	of	1	0	0	0	0	0	0	0	0	0	0	0	0	0	0	1	0	0	.000
Mar 07	NORTHERN ILLINOIS	of	0	0	0	0	0	0	0	0	0	0	0	0	0	0	0	0	0	0	.000
Mar 10	vs Villanova	ph	1	0	1	0	0	0	0	0	0	0	0	0	0	0	0	0	0	0	.143
Mar 12	vs Lehigh-1	of	2	2	0	0	0	0	0	0	0	0	1	0	0	0	0	1	0	0	.111
Mar 12	vs Lehigh-2	pr/of	1	1	1	1	1	0	0	1	0	0	0	0	0	0	0	1	0	0	.200
Mar 18	at Kansas State	of	1	0	0	0	0	0	0	0	0	0	0	0	0	0	0	0	0	0	.182
Mar 19	at Kansas State	of	0	0	0	0	0	0	0	0	0	0	1	0	0	0	0	1	1	0	.182
Mar 25	PURDUE	of	1	1	1	2	0	0	0	0	0	0	0	0	1	0	0	2	0	0	.250
Mar 26	PURDUE	*of	2	0	0	0	0	0	0	0	0	0	0	0	0	0	2	2	0	0	.214
Mar 28	GRAND VIEW	of	1	0	0	0	0	0	0	0	0	0	0	0	0	0	1	1	0	0	.200
Mar 31	UNLV	of	0	0	0	0	0	0	0	0	0	0	0	0	0	0	0	1	0	0	.200
Apr 04	SOUTH DAKOTA STA	of	0	0	0	0	0	0	0	0	0	0	0	0	0	0	0	0	0	0	.200
Apr 07	at Northwestern	of	1	0	0	0	0	0	0	0	0	0	0	0	0	0	1	1	0	0	.188
Apr 08	at Northwestern	pr	0	0	0	0	0	0	0	0	0	0	0	0	0	0	0	0	0	0	.188
Apr 09	at Northwestern	pr	0	0	0	0	0	0	0	0	1	0	0	0	0	0	0	0	0	0	.188
Apr 11	WESTERN ILLINOIS	of	0	0	0	0	0	0	0	0	0	0	0	0	0	0	0	0	0	0	.188
Apr 14	at Nebraska	of	0	0	0	0	0	0	0	0	0	0	0	0	0	0	0	1	0	0	.188
Apr 15	at Nebraska	pr/of	0	0	0	0	0	0	0	0	0	0	0	0	0	0	0	0	0	0	.188
Apr 21	RUTGERS	of	0	0	0	0	0	0	0	0	0	0	0	0	0	0	0	0	0	0	.188
Apr 25	MILWAUKEE	*of	3	0	1	0	1	0	0	0	0	0	1	0	0	0	1	1	0	0	.211
Apr 28	PENN STATE-1	of	1	0	0	0	0	0	0	1	0	0	0	0	0	0	0	2	0	0	.200
Apr 28	PENN STATE-2	*of	3	0	0	0	0	0	0	0	0	0	1	0	0	0	3	4	0	0	.174
Apr 29	PENN STATE	of	2	0	0	0	0	0	0	0	0	0	0	0	0	0	1	2	0	0	.160
May 05	at Michigan State	of	0	0	0	0	0	0	0	0	0	0	0	0	0	0	0	1	0	0	.160
May 07	at Michigan State	pr/of	0	1	0	0	0	0	0	0	0	0	0	0	0	0	0	0	0	0	.160
May 12	OHIO STATE	pr/of	0	1	0	0	0	0	0	0	0	0	0	0	0	0	0	1	0	0	.160
May 16	OMAHA	pr	0	1	0	0	0	0	0	0	0	0	0	0	0	0	0	0	0	0	.160
May 18	at Illinois	of	0	0	0	0	0	0	0	0	0	0	0	0	0	0	0	1	0	0	.160
May 19	at Illinois-1	pr/of	1	0	0	0	0	0	0	0	0	0	0	0	0	0	0	0	0	0	.154
May 19	at Illinois-2	pr/of	0	0	0	0	0	0	0	1	0	0	0	0	0	0	0	1	0	0	.154
Totals		6gs	26	7	4	3	2	0	0	5	1	0	3	1	1	0	10	30	2	0	.154

On base pct. .343 • Slugging pct. .231

CAREER-HIGHS

AB: 3, 2X, LAST VS. PENN STATE, 4/28/17

H: 1, 4X, LAST VS. MILWAUKEE, 4/25/17

R: 2 vs. LEHIGH, 3/12/17

2B: 1, 2X, LAST VS. MILWAUKEE, 4/25/17

3B: N/A

HR: N/A

RBI: 2 vs. PURDUE, 3/25/17

BB: 1, 5X, LAST AT ILLINOIS, 5/19/17

SB: 1 AT NORTHWESTERN, 4/9/17

SEASON HIGHLIGHTS

- Has appeared in 35 games, primarily as a defensive replacement
- Started six games, all in center field
- Made the game-saving catch in the series opener at Illinois (5/18) after entering game as defensive replacement... made a diving catch in the right center field gap with two outs in bottom of the ninth inning with game-tying run at third base
- Scored the game-tying run in Iowa's 9-8 come-from-behind victory over Omaha (5/16)... went 1-for-1 with two RBIs and a run scored in game two win over Purdue (3/25)... had game-tying sacrifice fly and had an RBI single in Iowa's eighth-inning rally

CAREER STATS

YEAR	AVG.	G-GS	AB	R	H	2B	3B	HR	RBIS	BB	HBP	SO	SB-A
2017	.154	35-6	26	7	4	2	0	0	3	5	3	10	1-1
TOTALS	.154	35-6	26	7	4	2	0	0	3	5	3	10	1-1



7 GRANT JUDKINS

Fr. • RHP/IF • 6-3 • 2017
Pella, Iowa • Pella HS



2017 GAME-BY-GAME STATS

#7 Judkins, Grant - 29 games (All games)

Date	Opponent	Pos	AB	R	H	RBI	2B	3B	HR	BB	SB	CS	HBP	SAC	SF	GDP	K	PO	A	E	Avg
Feb 19	at South Florida	p	1	0	0	0	0	0	0	0	0	0	0	0	0	0	1	0	0	0	.000
Feb 24	vs Alabama State	ph/of	1	0	1	0	0	0	0	0	0	0	0	0	0	0	0	0	0	0	.500
Mar 05	at Minnesota	*dh	3	0	0	0	0	0	0	0	0	0	0	0	0	0	1	0	0	0	.200
Mar 07	NORTHERN ILLINOIS	*p/dh	4	1	2	3	0	0	0	1	0	0	0	0	0	0	2	1	0	0	.333
Mar 10	vs Villanova	*dh	2	0	1	0	0	0	0	0	0	0	1	0	0	0	0	0	0	0	.364
Mar 11	vs Bucknell	*dh	1	0	0	0	0	0	0	3	0	2	1	0	0	0	1	0	0	0	.333
Mar 12	vs Lehigh-2	*p/dh	4	0	0	0	0	0	0	1	0	0	0	0	0	0	1	1	0	0	.250
Mar 17	at Kansas State	*dh	3	0	0	0	0	0	0	0	0	0	0	0	0	1	0	0	0	0	.211
Mar 18	at Kansas State	*dh	2	1	0	0	0	0	0	2	0	0	0	0	0	0	1	0	0	0	.190
Mar 24	PURDUE	*dh	4	0	2	0	0	0	0	0	0	0	0	0	0	0	1	0	0	0	.240
Mar 25	PURDUE	*dh	3	0	1	0	0	0	0	0	0	0	0	0	0	0	0	0	0	0	.250
Mar 26	PURDUE	*dh	3	0	1	2	0	0	0	1	0	0	0	0	0	0	0	0	0	0	.258
Mar 28	GRAND VIEW	*p/dh	4	0	0	0	0	0	0	0	0	0	0	0	0	0	1	0	0	0	.229
Apr 01	UNLV-1	*dh	3	0	1	0	0	0	0	0	0	0	0	0	0	0	0	0	0	0	.237
Apr 01	UNLV-2	ph	1	0	0	0	0	0	0	0	0	0	0	0	0	0	0	0	0	0	.231
Apr 09	at Northwestern	ph	0	0	0	0	0	0	0	0	0	0	1	0	0	0	0	0	0	0	.231
Apr 23	RUTGERS	ph/dh	2	1	0	0	0	0	0	1	0	0	0	0	0	0	1	0	0	0	.220
Apr 28	PENN STATE-2	ph	1	1	1	1	0	0	1	0	0	0	0	0	0	0	0	0	0	0	.238
Apr 29	PENN STATE	*dh	1	0	0	0	0	0	0	2	0	0	0	0	0	0	1	0	0	0	.233
May 02	at Western Illinois	*dh	3	1	1	1	0	0	1	0	0	0	1	0	0	0	1	0	0	0	.239
May 05	at Michigan State	*dh	3	0	0	1	0	0	0	1	1	0	0	0	0	0	0	1	0	0	.224
May 06	at Michigan State	*dh	4	0	1	0	0	0	0	0	0	0	0	0	0	0	2	0	0	0	.226
May 07	at Michigan State	*dh	5	0	1	1	0	0	0	0	0	0	0	0	0	0	2	0	0	0	.224
May 12	OHIO STATE	*dh	4	0	1	0	0	0	0	1	0	0	0	0	0	0	0	0	0	0	.226
May 13	OHIO STATE	*dh	3	1	2	1	1	0	0	1	0	0	0	0	0	0	0	0	0	0	.246
May 14	OHIO STATE	*dh	4	1	1	0	0	0	0	0	0	0	0	0	0	0	1	0	0	0	.246
May 18	at Illinois	*dh	3	0	0	0	0	0	0	1	0	0	0	0	0	0	1	0	0	0	.236
May 19	at Illinois-1	*dh	3	0	2	2	0	0	0	1	0	0	0	1	0	0	0	0	0	0	.253
May 19	at Illinois-2	*dh	5	0	2	0	0	0	0	0	0	0	0	0	0	0	1	0	0	0	.262
Totals		23gs	80	7	21	12	1	0	2	16	1	2	4	1	0	2	20	1	0	0	.262

On base pct. .410 • Slugging pct. .350

#7 Judkins, Grant - 10 appearances (All games)

Date	Opponent	GS	IP	H	R	ER	BB	SO	2B	3B	HR	WP	BK	HBP	IBB	Score	W-L	Sv	ERA	NP
Feb 19	at South Florida		1.0	2	1	1	1	0	0	0	0	0	0	0	0	0-6	0-0	0	9.00	17
Feb 22	LORAS COLLEGE	*	3.0	1	0	0	1	4	1	0	0	0	0	0	0	8-1	1-0	0	2.25	46
Mar 07	NORTHERN ILLINOIS	*	3.0	5	5	5	2	5	0	0	0	0	0	0	0	12-8	1-0	0	7.71	62
Mar 12	vs Lehigh-2	*	4.0	3	1	1	1	5	1	0	0	1	0	2	0	8-3	1-0	0	5.73	69
Mar 19	at Kansas State	*	1.0	5	4	4	0	0	0	1	2	0	0	0	0	12-11	1-0	0	8.25	27
Mar 22	BRADLEY	*	3.0	1	1	1	1	3	1	0	0	1	0	1	0	12-1	1-0	0	7.20	46
Mar 28	GRAND VIEW	*	2.0	3	3	2	1	3	0	0	0	0	1	2	0	6-5	1-0	0	7.41	45
Apr 11	WESTERN ILLINOIS		2.0	4	1	1	1	1	0	0	0	1	0	0	0	4-1	1-0	0	7.11	33
Apr 19	at Bradley		0.1	3	2	2	0	0	1	0	1	0	0	0	0	4-6	1-0	0	7.91	19
May 16	OMAHA		2.0	1	2	1	2	2	0	0	1	0	0	0	0	9-8	1-0	0	7.59	36
Totals		5	21.1	28	20	18	10	23	4	1	4	3	1	5	0	75-50	1-0	0	7.59	-

CAREER-HIGHS

AB: 5, 2X, LAST AT ILLINOIS, 5/19/17

H: 2, 5X, LAST AT ILLINOIS, 5/19/17

R: 1, 6X, LAST VS. OHIO STATE, 5/14/17

2B: 1 VS. OHIO STATE, 5/13/17

3B: N/A

HR: 1, 2X, LAST AT WESTERN ILLINOIS, 5/2/17

RBI: 3 VS. NORTHERN ILLINOIS, 3/7/17

BB: 3 VS. BUCKNELL, 3/11/17

SB: 1 AT MICHIGAN STATE, 5/7/17

PITCHING

IP: 4.0 VS. LEHIGH, 3/12/17

H: 5, 2X, LAST AT KANSAS STATE, 3/19/17

R: 5 VS. NORTHERN ILLINOIS, 3/7/17

ER: 5 VS. NORTHERN ILLINOIS, 3/7/17

SO: 5, 2X, LAST VS. LEHIGH, 3/12/17

BB: 2, 2X, LAST VS. OMAHA, 5/16/17

SEASON HIGHLIGHTS

- Hitting .262 with seven runs and 12 RBIs... is 1-0 with a 7.59 ERA in 10 appearances (five starts)
- Started 23 games as designated hitter, hitting for himself as a pitcher in three starts
- Had a pair of two-hit games at Illinois, including a 2-for-3, two RBI performance in game two (5/19)
- Had his third career two-hit game, finishing 2-for-3 with an RBI double in game two against Ohio State (5/13)
- Hit his first career home run -- a pinch-hit solo shot against Penn State (4/28)... connected on his second home run, a solo shot at Western Illinois (5/2)
- Went 2-for-4 with three RBIs in a win over Northern Illinois (3/7)... recorded his first career hit -- a pinch-hit single -- against Alabama State (2/24)
- Earned a win in his first career start... tossed three shutout innings, allowing one hit and fanning four against Loras (2/22)
- Rated as the eight-best freshman in the Big Ten by Baseball America

CAREER STATS

YEAR	AVG.	G-GS	AB	R	H	2B	3B	HR	RBIS	BB	HBP	SO	SB-A
2017	.263	29-23	80	7	21	1	0	2	12	16	4	20	1-3
TOTALS	.263	29-23	80	7	21	1	0	2	12	16	4	20	1-3

YEAR	ERA	W-L	APP	GS	CG	SHO	SV	IP	H	R	ER	BB	SO
2017	7.59	1-0	10	5	0	0	0	21.1	28	20	18	10	23
TOTALS	7.59	1-0	10	5	0	0	0	21.1	28	20	18	10	23

Instagram: [UIBaseball](#)



Twitter: [@UIBaseball](#)



Facebook: [iowabaseball](#)

8 LUKE FARLEY

So. • OF • 6-0 • 212
Denver, Iowa • Waterloo Columbus HS



2017 GAME-BY-GAME STATS

#8 Farley, Luke - 21 games (All games)

Date	Opponent	Pos	AB	R	H	RBI	2B	3B	HR	BB	SB	CS	HBP	SAC	SF	GDP	K	PO	A	E	Avg
Feb 19	at South Florida	*dh	2	0	0	0	0	0	0	0	0	0	0	0	0	0	2	0	0	0	.000
Feb 22	LORAS COLLEGE	ph	0	0	0	0	0	0	1	0	1	0	0	0	0	0	0	0	0	0	.000
Feb 24	vs Alabama State	ph	1	0	1	0	0	0	0	0	0	0	0	0	0	0	0	0	0	0	.333
Feb 25	vs Alabama State	ph	1	0	0	0	0	0	0	0	0	0	0	0	0	0	1	0	0	0	.250
Mar 10	vs Villanova	ph	1	0	1	0	0	0	0	0	0	0	0	0	0	0	0	0	0	0	.400
Mar 11	vs Bucknell	*ph	1	0	0	0	0	0	0	0	0	0	0	0	0	0	0	0	0	0	.333
Mar 12	vs Lehigh-1	*dh	3	1	0	0	0	0	1	0	0	1	0	0	0	0	2	0	0	0	.222
Mar 22	BRADLEY	ph/dh	1	0	1	0	0	0	1	0	0	0	0	0	0	0	0	0	0	0	.300
Mar 25	PURDUE	ph	1	0	1	1	1	0	0	0	0	0	0	0	0	0	0	0	0	0	.364
Mar 26	PURDUE	ph	0	0	0	0	0	0	1	0	0	0	0	0	0	0	0	0	0	0	.364
Mar 28	GRAND VIEW	*of	3	0	1	0	0	0	0	0	0	0	0	0	0	0	1	0	0	0	.357
Mar 31	UNLV	*dh	4	0	0	0	0	0	0	0	0	0	0	0	0	0	2	0	0	0	.278
Apr 01	UNLV-1	ph	1	0	1	0	0	0	0	0	0	0	0	0	0	0	0	0	0	0	.316
Apr 01	UNLV-2	*dh	3	1	1	0	0	0	1	1	0	0	0	0	0	0	1	0	0	0	.318
Apr 04	SOUTH DAKOTA STA	*dh	3	0	0	0	0	0	1	0	0	0	0	0	0	0	2	0	0	0	.280
Apr 08	at Northwestern	ph	2	0	0	0	0	0	0	0	0	0	0	0	0	0	1	0	0	0	.259
Apr 22	RUTGERS	ph	1	0	0	0	0	0	0	0	0	0	0	0	0	0	1	0	0	0	.250
Apr 23	RUTGERS	of	1	0	0	0	0	0	0	0	0	0	0	0	0	0	1	0	0	0	.241
Apr 25	MILWAUKEE	*dh	2	0	0	0	0	0	0	0	0	0	0	0	0	0	2	0	0	0	.226
Apr 29	PENN STATE	ph/dh	1	1	0	0	0	0	1	0	0	0	0	0	0	0	1	0	0	0	.219
May 02	at Western Illinois	ph	1	0	0	0	0	0	0	0	0	0	0	0	0	0	1	0	0	0	.212
Totals			33	3	7	1	1	0	7	1	1	1	1	0	0	0	18	0	0	0	.212

On base pct. .366 • Slugging pct. .242

CAREER-HIGHS

- AB: 4 vs. UNLV, 3/31/17
- H: 2, 2X, LAST vs. NORTHWESTERN COLLEGE, 3/8/16
- R: 2, 3X, LAST vs. SAVANNAH STATE, 3/13/16
- 2B: 1 4X, LAST vs. PURDUE, 3/25/17
- 3B: N/A
- HR: 1 vs. MICHIGAN, 4/23/16
- RBI: 4 vs. NORTHWESTERN COLLEGE, 3/8/16
- BB: 2, 2X, vs. MICHIGAN, 4/24/16
- SB: 1 vs. UNLV, 3/31/17

SEASON HIGHLIGHTS

- Hitting .212 with three runs and one RBI... Iowa's top pinch hitter
- Has started seven games -- six at DH, one in left field.
- Hitting .455 (5-of-11) as a pinch hitter, including a pinch-hit double on March 25 against Purdue

CAREER STATS

YEAR	AVG.	G-GS	AB	R	H	2B	3B	HR	RBIS	BB	HBP	SO	SB-A
2016	.239	29-14	46	10	11	3	0	1	12	13	2	16	1-1
2017	.212	21-7	33	3	7	1	0	0	1	7	1	18	1-2
TOTALS	.228	50-21	79	13	18	4	0	1	13	20	3	34	2-3



9 BEN NORMAN

Fr. • OF • 6-2 • 189
Des Moines, Iowa • Roosevelt HS



2017 GAME-BY-GAME STATS

#9 Norman, Ben - 51 games (All games)

Date	Opponent	Pos	AB	R	H	RBI	2B	3B	HR	BB	SB	CS	HBP	SAC	SF	GDP	K	PO	A	E	Avg
Feb 18	at South Florida	*of/of	4	0	0	0	0	0	0	0	1	0	0	0	0	0	3	2	0	0	.000
Feb 19	at South Florida	of	1	0	0	0	0	0	0	0	0	0	0	0	0	0	0	0	0	0	.000
Feb 22	LORAS COLLEGE	*of	3	0	0	0	0	0	0	0	0	0	0	0	0	0	0	1	0	0	.000
Feb 24	vs Alabama State	pr/of	1	0	1	1	0	0	0	0	0	0	0	0	0	0	0	3	0	0	.111
Feb 25	vs Alabama State	*of	3	0	0	0	0	0	0	1	0	0	0	0	0	0	0	2	0	0	.083
Feb 26	vs Morehead State	pr/dh	1	2	1	2	1	0	0	0	1	0	0	0	0	0	0	0	0	0	.154
Mar 03	vs Hawaii	*of	4	1	3	0	0	0	0	0	2	0	0	0	0	0	0	1	3	0	.294
Mar 04	vs Oral Roberts	*of	4	1	3	3	1	0	1	0	0	0	0	0	0	0	0	1	0	0	.381
Mar 05	at Minnesota	*of	4	0	0	0	0	0	0	1	0	0	0	0	0	0	1	1	1	0	.320
Mar 07	NORTHERN ILLINOIS	*of	3	3	2	0	1	0	0	1	0	0	1	0	0	0	0	3	0	0	.357
Mar 10	vs Villanova	*of	3	0	0	0	0	0	0	0	0	0	0	0	0	0	0	2	0	0	.323
Mar 11	vs Bucknell	*of	3	0	1	0	0	0	0	1	0	0	1	0	0	0	0	1	0	0	.324
Mar 12	vs Lehigh-1	*of/of	3	1	1	0	0	0	0	1	0	0	0	0	0	0	0	1	0	0	.324
Mar 12	vs Lehigh-2	*of/of	5	1	3	0	0	0	0	0	1	0	0	0	0	0	0	2	2	0	.357
Mar 17	at Kansas State	*of	3	0	1	0	0	0	0	1	0	0	0	0	0	0	0	2	0	0	.356
Mar 18	at Kansas State	*of/of	4	0	0	0	0	0	0	0	0	0	0	0	0	0	0	2	0	0	.327
Mar 19	at Kansas State	*of/of	6	2	4	2	2	0	0	0	0	0	0	0	0	0	1	2	0	0	.364
Mar 22	BRADLEY	*of	5	0	2	0	1	0	0	0	0	0	0	0	0	0	1	1	0	0	.367
Mar 24	PURDUE	*of	5	0	1	0	0	0	0	0	0	1	0	0	0	0	1	1	0	0	.354
Mar 25	PURDUE	*of/of	2	0	0	0	0	0	0	0	0	0	1	1	0	0	1	4	1	0	.343
Mar 26	PURDUE	*of/of	4	1	2	2	1	0	0	0	0	0	0	0	0	0	0	0	0	0	.352
Mar 28	GRAND VIEW	*of/of	4	0	1	1	0	0	0	0	1	0	0	0	0	0	0	2	0	1	.347
Mar 31	UNLV	*of/of	3	1	0	0	0	0	0	0	1	0	0	0	0	0	0	1	1	0	.333
Apr 01	UNLV-1	*of	4	0	0	0	0	0	0	0	0	0	0	0	0	0	0	0	0	1	.317
Apr 01	UNLV-2	*of	4	0	3	0	0	0	0	0	0	0	0	0	0	0	1	2	0	0	.337
Apr 04	SOUTH DAKOTA STA	*of/of	4	0	2	0	0	0	0	0	1	0	0	0	0	0	0	2	0	0	.344
Apr 07	at Northwestern	*of/of	4	1	1	2	0	0	0	2	1	1	0	0	0	0	0	1	3	0	.340
Apr 08	at Northwestern	*of	4	1	1	0	0	0	0	0	0	0	0	0	0	0	0	2	0	0	.337
Apr 09	at Northwestern	*of	4	1	2	0	0	0	0	1	0	0	0	0	0	0	0	1	1	0	.343
Apr 11	WESTERN ILLINOIS	*of/of	3	1	0	0	0	0	0	1	1	0	0	0	0	0	0	1	1	0	.333
Apr 14	at Nebraska	*of/of	3	1	1	0	0	0	0	1	1	0	1	0	0	0	0	3	0	0	.333
Apr 15	at Nebraska	*of/of	4	1	1	0	0	0	0	1	0	0	0	0	0	0	0	2	0	0	.330
Apr 16	at Nebraska	*of	3	0	0	0	0	0	0	1	0	0	0	0	0	0	0	1	0	0	.322
Apr 19	at Bradley	*of	4	1	0	0	0	0	0	1	1	0	0	0	0	0	0	5	0	0	.311
Apr 21	RUTGERS	*of/of	2	1	0	0	0	0	0	1	1	0	1	0	0	0	0	2	0	0	.306
Apr 22	RUTGERS	*of	4	0	0	0	0	0	0	0	0	0	0	0	0	0	2	1	1	0	.296
Apr 23	RUTGERS	*of	3	0	0	0	0	0	0	0	1	0	0	0	0	0	0	0	0	0	.289
Apr 28	PENN STATE-1	*of/of	4	0	2	0	0	0	0	0	0	0	0	0	0	0	0	1	0	0	.295
Apr 28	PENN STATE-2	*of	3	1	0	0	0	0	0	1	1	1	0	0	0	0	1	0	0	0	.289
Apr 29	PENN STATE	*of/of	4	0	2	0	0	0	0	1	0	0	0	0	0	0	0	1	4	0	.295
May 02	at Western Illinois	*of	5	2	3	0	1	0	0	0	0	0	0	0	0	0	1	1	0	0	.306
May 05	at Michigan State	*of/of	4	0	0	0	0	0	0	0	0	0	0	0	0	0	2	2	0	0	.297
May 06	at Michigan State	*of	3	0	2	0	0	0	0	0	0	0	0	0	0	0	0	1	1	0	.305
May 07	at Michigan State	*of/of	5	0	0	0	0	0	0	0	0	0	0	0	0	0	3	3	0	0	.295
May 12	OHIO STATE	*of/of	4	1	1	0	0	0	0	0	0	0	0	0	0	1	2	1	0	0	.294
May 13	OHIO STATE	*of	3	0	1	0	0	0	0	0	0	0	1	0	0	0	0	3	0	0	.294
May 14	OHIO STATE	*of	3	1	1	1	0	0	0	1	0	0	0	0	0	0	0	2	2	0	.295
May 16	OMAHA	*of	3	1	2	0	0	1	0	2	0	0	0	0	0	0	1	5	0	0	.302
May 18	at Illinois	*of/of	2	1	0	0	0	0	0	2	0	0	0	0	0	0	0	3	0	0	.298
May 19	at Illinois-1	*of/of	4	2	1	0	1	0	0	1	0	0	0	0	0	0	0	2	0	0	.297
May 19	at Illinois-2	*of/of	3	1	0	0	0	0	0	2	0	0	0	0	0	0	1	4	0	0	.292
Totals			48gs	178	31	52	14	9	1	25	14	4	6	1	0	1	29	94	5	4	.292

CAREER HIGHS

- AB: 6 at KANSAS STATE, 3/19/17
- H: 4 at KANSAS STATE, 3/19/17
- R: 3 vs. NORTHERN ILLINOIS, 3/7/17
- 2B: 2 at KANSAS STATE, 3/19/17
- 3B: 1 vs. OMAHA, 5/16/17
- HR: 1 vs. ORAL ROBERTS, 3/4/17
- RBI: 3 vs. ORAL ROBERTS, 3/4/17
- BB: 2, 4X, LAST at ILLINOIS, 5/19/17
- SB: 2 vs. HAWAII, 3/3/17

SEASON HIGHLIGHTS

- Hitting .292 with 31 runs and 14 RBIs... has nine doubles, one triple, and one home run... Iowa's top base stealer with 14 swipes in 18 chances, which are tied for 10th in the Big Ten
- Has hit safely in 30 games with 15 multi-hit games (nine two-hit, five three-hit, and one four-hit)
- Has started 48 games -- 47 in center field and one in left field
- Had his first career triple against Omaha (5/16), finishing 2-for-3 with a run scored in the come-from-behind victory... had a career-high four hits, finishing 4-for-6 with two doubles and two RBIs in series finale at Kansas State... had the game-winning RBI double in the 10th inning
- Named to the DQ Classic All-Tournament team after hitting .500 (6-of-12) with three RBIs, three steals, and two runs scored... shared the batting title at DQ Classic with .500 average

CAREER STATS

YEAR	AVG.	G-GS	AB	R	H	2B	3B	HR	RBIS	BB	HBP	SO	SB-A
2017	.292	51-48	178	31	52	9	1	1	14	25	6	29	14-18
TOTALS	.292	51-48	178	31	52	9	1	1	14	25	6	29	14-18



11 COLE MCDONALD

So. • RHP • 6-1 • 195
New Hampton, Iowa • New Hampton HS



2017 GAME-BY-GAME STATS

#11 McDonald, Cole - 12 appearances (All games)

Date	Opponent	GS	IP	H	R	ER	BB	SO	2B	3B	HR	WP	BK	HBP	IBB	Score	W-L	Sv	ERA	NP
Feb 18	at South Florida		3.0	2	1	1	0	4	0	0	1	0	0	1	0	4-2	1-0	0	3.00	44
Feb 25	vs Alabama State	*	3.0	7	4	4	2	4	0	0	1	1	0	0	0	3-4	1-1	0	7.50	76
Mar 04	vs Oral Roberts	*	5.0	4	3	3	3	4	1	0	0	0	0	0	0	7-5	2-1	0	6.55	85
Mar 11	vs Bucknell	*	6.1	5	3	3	2	5	1	1	0	1	0	0	0	1-7	2-2	0	5.71	-
Mar 18	at Kansas State	*	5.0	4	1	1	2	4	2	0	0	0	0	0	0	4-5	2-2	0	4.84	83
Mar 26	PURDUE	*	2.2	1	1	1	2	2	0	0	0	0	0	2	0	7-2	2-2	0	4.68	51
Apr 01	UNLV-2	*	4.0	6	2	2	1	4	0	0	0	0	0	0	0	7-6	2-2	0	4.66	65
Apr 09	at Northwestern	*	3.0	6	4	4	1	4	1	0	0	0	0	1	0	5-6	2-2	0	5.34	56
Apr 16	at Nebraska	*	3.0	5	3	2	2	1	0	0	0	0	0	0	0	6-8	2-2	0	5.40	62
Apr 23	RUTGERS	*	2.0	2	4	4	4	2	1	0	0	1	0	0	0	5-13	2-3	0	6.08	42
May 02	at Western Illinois	*	0.2	1	2	2	2	0	0	1	0	1	0	0	0	5-7	2-4	0	6.45	14
May 16	OMAHA		3.0	4	2	2	0	3	0	0	1	1	0	0	0	9-8	2-4	0	6.42	36
Totals		10	40.2	47	30	29	21	37	6	2	3	5	0	4	0	63-73	2-4	0	6.42	-

CAREER-HIGHS

IP: 6.1 vs. BUCKNELL, 3/11/17
 H: 7 vs. ALABAMA STATE, 2/25/17
 R: 4, 3X, LAST vs. RUTGERS, 4/23/17
 ER: 4, 3X, LAST vs. RUTGERS, 4/23/17
 SO: 6 vs. WESTERN ILLINOIS, 5/17/16
 BB: 4 vs. RUTGERS, 4/23/17

SEASON HIGHLIGHTS

- Is 2-4 with a 6.42 ERA in 12 appearances, including 10 starts
- Tossed a career-high 6 1/3 innings in a loss to Bucknell, allowing three runs on five hits with five strikeouts
- Notched a victory against Oral Roberts (3/4), allowing three runs on four hits over five innings... had four strikeouts
- Made his first career weekend start against Alabama State (2/25)
- Earned his first win of the season, allowing one run on two hits over three innings at South Florida (2/18)... struck out four without issuing a walk

CAREER STATS


YEAR	ERA	W-L	APP	GS	CG	SHO	SV	IP	H	R	ER	BB	SO
2016	3.33	4-1	10	8	0	0	0	24.1	23	9	9	6	29
2017	6.42	2-4	12	10	0	0	0	40.2	47	30	29	21	37
TOTALS	5.26	6-5	22	18	0	0	0	65.0	70	39	38	27	66



12 NICK NELSEN

Jr. • RHP • 6-0 • 180

West Des Moines, Iowa • Johnson County CC • Valley HS



2017 GAME-BY-GAME STATS

#12 Nelsen, Nick - 23 appearances (All games)

Date	Opponent	GS	IP	H	R	ER	BB	SO	2B	3B	HR	WP	BK	HBP	IBB	Score	W-L	Sv	ERA	NP
Feb 17	at South Florida		0.1	0	0	0	1	0	0	0	0	0	0	0	0	4-9	0-0	0	0.00	7
Feb 22	LORAS COLLEGE		1.0	0	0	0	0	2	0	0	0	0	0	0	0	8-1	0-0	0	0.00	12
Feb 25	vs Alabama State		4.0	0	0	0	0	2	0	0	0	0	0	1	0	3-4	0-0	0	0.00	32
Mar 05	at Minnesota		1.0	2	1	1	0	1	0	0	0	0	0	0	0	3-6	0-0	0	1.42	20
Mar 10	vs Villanova		0.1	0	0	0	0	0	0	0	0	0	0	0	0	1-10	0-0	0	1.35	4
Mar 11	vs Bucknell		0.0	2	1	1	1	0	0	1	0	0	0	0	0	1-7	0-0	0	2.70	-
Mar 17	at Kansas State		0.0	2	1	1	1	0	0	0	0	0	0	0	0	0-3	0-0	0	4.05	11
Mar 18	at Kansas State		0.2	0	1	1	1	0	0	0	0	0	0	0	0	4-5	0-1	0	4.91	12
Mar 22	BRADLEY		0.2	0	0	0	0	1	0	0	0	0	0	0	0	12-1	0-1	0	4.50	11
Mar 24	PURDUE		1.0	0	0	0	1	1	0	0	0	0	0	0	0	0-2	0-1	0	4.00	12
Mar 28	GRAND VIEW		1.1	1	2	1	1	1	0	0	0	1	0	0	0	6-5	0-1	0	4.35	29
Apr 07	at Northwestern		2.0	5	2	2	0	1	0	0	0	0	0	0	0	14-2	0-1	0	5.11	1
Apr 14	at Nebraska		2.0	2	0	0	0	4	0	0	0	1	0	0	0	7-6	0-1	0	4.40	26
Apr 16	at Nebraska		1.1	2	2	2	0	0	0	0	0	0	0	0	0	6-8	0-2	0	5.17	18
Apr 19	at Bradley		1.0	2	3	2	0	1	0	0	0	0	0	1	0	4-6	0-3	0	5.94	28
Apr 23	RUTGERS		1.0	4	5	5	1	1	1	1	0	0	0	1	0	5-13	0-3	0	8.15	27
May 02	at Western Illinois		2.0	0	0	0	1	0	0	0	0	0	0	0	0	5-7	0-3	0	7.32	23
May 07	at Michigan State		1.1	4	2	2	0	1	2	0	0	0	0	0	0	9-4	0-3	0	7.71	24
May 12	OHIO STATE		0.1	0	0	0	0	1	0	0	0	0	0	0	0	9-5	0-3	0	7.59	3
May 13	OHIO STATE		0.2	1	0	0	1	1	1	0	0	0	0	0	0	7-12	0-3	0	7.36	17
May 16	OMAHA		1.0	1	0	0	0	1	1	0	0	0	0	0	0	9-8	0-3	0	7.04	12
May 18	at Illinois		1.1	2	0	0	0	0	1	0	0	0	0	0	0	6-5	0-3	0	6.66	22
May 19	at Illinois-2		0.2	0	0	0	0	0	0	0	0	0	0	0	0	8-3	0-3	0	6.48	8
Totals		0	25.0	30	20	18	9	19	6	2	0	2	0	3	0	131-132	0-3	0	6.48	-

CAREER HIGHS

IP: 4.0 vs. ALABAMA STATE, 2/25/17

H: 5 at NORTHWESTERN, 4/7/17

R: 5 vs. RUTGERS, 4/23/17

ER: 5 vs. RUTGERS, 4/23/17

SO: 4 at NEBRASKA, 4/14/17

BB: 1, 9X, LAST vs. OHIO STATE, 5/13/17

SEASON HIGHLIGHTS

- Submarine style pitcher... is 0-3 with a 6.48 ERA in 23 appearances... has 19 strikeouts in 25 innings
- Hasn't allowed a run over his last five appearances, spanning four innings since May 12
- Tossed two shutout innings at Western Illinois (5/2)... pitched two shutout innings, scattering two hits and fanning four in a 7-6, series-opening win at Nebraska (4/14)
- Tossed four perfect innings, striking out a pair, against Alabama State (2/25)
- Was an honorable mention all-conference selection at Johnson County (Kansas) Community College after going 5-1 with a 2.36 ERA in 22 appearances... struck out 44 over 26 2/3 innings


CAREER STATS

YEAR	ERA	W-L	APP	GS	CG	SHO	SV	IP	H	R	ER	BB	SO
2017	6.48	0-3	23	0	0	0	0	25.0	30	20	18	9	19
TOTALS	6.48	0-3	23	0	0	0	0	25.0	30	20	18	9	19



14 CORBIN WOODS

Sr. • IF • 6-2 • 203
Cedar Rapids, Iowa • Heartland CC • Xavier



2017 GAME-BY-GAME STATS

#14 Woods, Corbin - 21 games (All games)

Date	Opponent	Pos	AB	R	H	RBI	2B	3B	HR	BB	SB	CS	HBP	SAC	SF	GDP	K	PO	A	E	Avg	
Feb 17	at South Florida	pr	0	1	0	0	0	0	0	0	0	0	0	0	0	0	0	0	0	0	0	.000
Feb 19	at South Florida	ph	1	0	1	0	0	0	0	0	0	0	0	0	0	0	0	0	0	0	0	1.000
Feb 22	LORAS COLLEGE	ph/of	1	1	0	0	0	0	0	0	0	0	0	0	0	0	0	0	0	0	0	.500
Feb 26	vs Morehead State	*of	3	1	0	0	0	0	0	0	1	0	0	0	0	0	0	1	1	0	0	.200
Mar 10	vs Villanova	ph	1	0	0	0	0	0	0	0	0	0	0	0	0	0	0	1	0	0	0	.167
Mar 12	vs Lehigh-1	ph/of	1	0	0	0	0	0	0	0	0	0	0	0	0	0	0	0	0	0	0	.143
Mar 22	BRADLEY	of	1	0	0	0	0	0	0	0	0	0	0	0	0	0	0	0	0	0	0	.125
Mar 24	PURDUE	pr	0	0	0	0	0	0	0	0	0	0	0	0	0	0	0	0	0	0	0	.125
Mar 25	PURDUE	pr	0	0	0	0	0	0	0	0	0	0	0	0	0	0	0	0	0	0	0	.125
Mar 26	PURDUE	pr	0	1	0	0	0	0	0	0	0	0	0	0	0	0	0	0	0	0	0	.125
Apr 01	UNLV-1	pr	0	1	0	0	0	0	0	0	0	0	0	0	0	0	0	0	0	0	0	.125
Apr 09	at Northwestern	*3b	3	1	1	0	0	0	0	0	0	0	0	0	0	0	0	0	0	2	0	.182
Apr 23	RUTGERS	of	1	0	0	0	0	0	0	0	0	0	0	0	0	0	0	1	0	0	0	.167
Apr 25	MILWAUKEE	pr	0	1	0	0	0	0	0	0	0	0	0	0	0	0	0	0	0	0	0	.167
Apr 29	PENN STATE	pr	0	0	0	0	0	0	0	0	1	0	0	0	0	0	0	0	0	0	0	.167
May 02	at Western Illinois	pr/of	1	1	0	0	0	0	0	0	0	0	0	0	0	0	0	1	1	0	0	.154
May 07	at Michigan State	pr	0	0	0	0	0	0	0	0	0	0	0	0	0	0	0	0	0	0	0	.154
May 13	OHIO STATE	pr	0	0	0	0	0	0	0	0	0	0	0	0	0	0	0	0	0	0	0	.154
May 14	OHIO STATE	ph/3b	1	2	1	3	0	0	1	0	0	0	1	0	0	0	0	0	0	0	0	.214
May 16	OMAHA	*of	4	2	1	0	0	0	1	0	0	0	0	0	0	0	0	0	0	0	0	.222
May 19	at Illinois-1	ph	0	0	0	0	0	0	0	1	0	0	0	0	0	0	0	0	0	0	0	.222
Totals		3gs	18	12	4	3	0	0	1	3	1	0	1	0	0	0	0	4	2	2	0	.222

On base pct. .364 • Slugging pct. .389

CAREER-HIGHS

- AB: 4, 5X, LAST VS. OMAHA, 5/16/17
- H: 2, 2X, LAST VS. MICHIGAN, 4/24/16
- R: 2, 3X, LAST VS. OMAHA, 5/16/17
- 2B: N/A
- 3B: N/A
- HR: 1, 2X, LAST VS. OHIO STATE, 5/14/17
- RBI: 3 vs. OHIO STATE, 5/14/17
- BB: 2, 3X, LAST VS. MICHIGAN STATE, 5/15/16
- SB: 2 vs. WESTERN ILLINOIS, 5/3/16

SEASON HIGHLIGHTS

- Iowa's Big Ten Sportsmanship Award recipient... has appeared in 21 games, primarily a pinch-runner... has started three games -- two in left field and one at third base
- Has scored 12 runs on the season and has three RBIs
- Scored the game-winning run in the bottom of the ninth inning in Iowa's 9-8 come-from-behind victory over Omaha (5/16)
- Hit a game-tying, three-run home run on Senior Day in Iowa's 11-10 come-from-behind victory over Ohio State (5/14)... it was his second career home run and first RBIs of 2017
- Scored the game-winning run in Iowa's walk-off 4-3 victory over Milwaukee on April 25
- Earned his first start of the season at third base in series finale at Northwestern... finished 1-for-3 with a run scored
- One of four team captains

CAREER STATS

YEAR	AVG.	G-GS	AB	R	H	2B	3B	HR	RBIs	BB	HBP	SO	SB-A
2015	.167	15-1	6	5	1	0	0	0	0	1	1	0	1-2
2016	.164	39-21	61	11	10	0	0	1	5	14	2	13	4-6
2017	.222	21-3	18	12	4	0	0	1	3	3	1	4	1-1
TOTALS	.176	75-25	85	28	15	0	0	2	8	18	4	17	6-9

Instagram: [UIBaseball](#)



Twitter: [@UIBaseball](#)




Facebook: [iowabaseball](#)

16 ZACH FRICKE

RS Jr. • C • 6-0 • 202

Dike, Iowa • NIACC • Dike-New Hartford HS



2017 GAME-BY-GAME STATS

#16 Fricke, Zach - 15 games (All games)

Date	Opponent	Pos	AB	R	H	RBI	2B	3B	HR	BB	SB	CS	HBP	SAC	SF	GDP	K	PO	A	E	Avg
Feb 17	at South Florida	ph	1	0	0	0	0	0	0	0	0	0	0	0	0	0	1	0	0	0	.000
Feb 19	at South Florida	ph/c	1	0	0	0	0	0	0	0	0	0	0	0	0	0	1	0	0	0	.000
Feb 22	LORAS COLLEGE	ph	1	0	0	0	0	0	0	0	0	0	0	0	0	0	1	0	0	0	.000
Feb 26	vs Morehead State	*dh	2	2	1	1	1	0	0	2	0	0	0	0	0	0	0	0	0	0	.200
Mar 03	vs Hawaii	*dh	4	1	2	0	1	0	0	0	0	0	0	0	0	0	0	0	0	0	.333
Mar 04	vs Oral Roberts	*dh	4	0	0	0	0	0	0	0	0	0	0	0	0	0	3	0	0	0	.231
Mar 05	at Minnesota	ph	1	0	0	0	0	0	0	0	0	0	0	0	0	0	0	0	0	0	.214
Mar 10	vs Villanova	c	0	0	0	1	0	0	0	0	0	0	0	0	1	0	0	2	0	0	.214
Mar 11	vs Bucknell	ph/c	1	0	0	0	0	0	0	0	0	0	0	0	0	0	0	1	0	0	.200
Mar 19	at Kansas State	*dh	4	0	1	1	0	0	0	1	0	0	0	0	0	0	1	0	0	0	.211
Mar 22	BRADLEY	ph/c	2	0	0	0	0	0	0	0	0	0	0	0	0	0	1	2	0	0	.190
Mar 24	PURDUE	ph	1	0	0	0	0	0	0	0	0	0	0	0	0	0	1	0	0	0	.182
Apr 23	RUTGERS	ph/c	2	0	0	0	0	0	0	0	0	0	0	0	0	0	1	3	0	0	.167
Apr 25	MILWAUKEE	ph/dh	1	0	0	0	0	0	0	1	0	0	0	0	0	0	1	0	0	0	.160
May 02	at Western Illinois	*c	4	0	0	0	0	0	0	0	0	0	0	0	0	0	3	4	1	0	.138
Totals		5gs	29	3	4	3	2	0	0	4	0	0	0	0	1	0	13	13	1	0	.138

On base pct. .235 • Slugging pct. .207

CAREER-HIGHS

AB: 4, 4X, LAST AT WESTERN ILLINOIS, 5/2/17

H: 2 vs. HAWAII, 3/3/17

R: 2 vs. MOREHEAD STATE, 2/26/17

2B: 1 vs. MOREHEAD STATE, 2/26/17

3B: N/A

HR: N/A

RBI: 1, 3X, LAST vs. KANSAS STATE, 3/19/17

BB: 2 vs. MOREHEAD STATE, 2/26/17

SB: N/A

SEASON HIGHLIGHTS

- Iowa's No. 2 catcher... has started five games -- four as designated hitter and one behind the plate... appeared in 15 games
- Collected his first multi-hit game, going 2-for-4 with a double and run scored against Hawai'i (3/3)

CAREER STATS

YEAR	AVG.	G-GS	AB	R	H	2B	3B	HR	RBIS	BB	HBP	SO	SB-A
2017	.138	15-5	29	3	4	2	0	0	3	4	0	13	0-0
TOTALS	.138	15-5	29	3	4	2	0	0	3	4	0	13	0-0



17 JOSH MARTSCHING

Sr. • RHP • 6-2 • 210
Bloomfield, Iowa • Davis County HS



2017 GAME-BY-GAME STATS

#17 Martsching, Josh - 24 appearances (All games)

Date	Opponent	GS	IP	H	R	ER	BB	SO	2B	3B	HR	WP	BK	HBP	IBB	Score	W-L	Sv	ERA	NP
Feb 17	at South Florida		0.0	3	4	0	0	0	2	0	0	0	0	1	0	4-9	0-0	0	0.00	10
Feb 25	vs Alabama State		2.0	1	0	0	2	2	0	0	0	0	0	0	0	3-4	0-0	0	0.00	33
Mar 04	vs Oral Roberts		1.0	2	1	1	0	1	0	0	0	0	0	0	0	7-5	0-0	0	3.00	19
Mar 07	NORTHERN ILLINOIS		1.2	0	0	0	0	2	0	0	0	0	0	0	0	12-8	0-0	1	1.93	17
Mar 11	vs Bucknell		0.2	0	1	1	1	0	0	0	0	0	0	1	0	1-7	0-0	1	3.38	-
Mar 17	at Kansas State		2.0	0	0	0	0	3	0	0	0	0	0	0	0	0-3	0-0	1	2.45	26
Mar 19	at Kansas State		1.2	4	1	1	0	1	2	0	0	0	0	0	0	12-11	0-0	1	3.00	20
Mar 24	PURDUE		2.0	0	0	0	0	5	0	0	0	0	0	0	0	0-2	0-0	1	2.45	31
Mar 26	PURDUE		1.0	0	0	0	0	2	0	0	0	0	0	0	0	7-2	0-0	1	2.25	9
Mar 31	UNLV		2.0	0	0	0	1	1	0	0	0	0	0	0	0	3-0	0-0	2	1.93	28
Apr 04	SOUTH DAKOTA STA		1.0	0	0	0	0	1	0	0	0	0	0	0	0	4-3	0-0	3	1.80	16
Apr 09	at Northwestern		1.0	2	1	1	1	1	1	0	0	0	1	0	0	5-6	0-0	3	2.25	19
Apr 14	at Nebraska		2.1	0	0	0	1	3	0	0	0	0	0	0	0	7-6	1-0	3	1.96	38
Apr 16	at Nebraska		0.1	1	1	1	0	1	0	1	0	0	0	1	0	6-8	1-0	3	2.41	8
Apr 22	RUTGERS		3.0	4	1	1	1	2	0	0	0	0	0	0	0	3-5	1-0	3	2.49	45
Apr 25	MILWAUKEE		2.0	1	0	0	0	5	0	0	0	0	0	0	0	4-3	1-0	3	2.28	29
Apr 28	PENN STATE-1		1.0	1	0	0	0	1	0	0	0	0	0	0	0	4-2	1-0	4	2.19	17
Apr 28	PENN STATE-2		1.0	0	0	0	0	1	0	0	0	0	0	0	0	8-2	1-0	4	2.10	10
May 05	at Michigan State		2.0	1	1	1	0	1	1	0	0	1	0	0	0	3-2	2-0	4	2.28	27
May 07	at Michigan State		2.0	1	0	0	0	1	1	0	0	0	0	0	0	9-4	2-0	5	2.12	24
May 13	OHIO STATE		1.1	5	4	4	0	2	2	0	2	0	0	0	0	7-12	2-0	5	3.19	29
May 14	OHIO STATE		0.2	0	0	0	0	0	0	0	0	0	0	0	0	11-10	3-0	5	3.13	7
May 18	at Illinois		1.2	2	0	0	1	0	0	0	0	0	0	0	0	6-5	3-0	6	2.97	28
May 19	at Illinois-2		1.0	0	0	0	0	2	0	0	0	0	0	0	0	8-3	3-0	6	2.88	12
Totals		0	34.1	28	15	11	8	38	9	1	2	1	0	4	0	134-122	3-0	6	2.88	-

CAREER-HIGHS

IP: 4.1 vs. MICHIGAN STATE, 5/12/13
 H: 7 vs. WICHITA STATE, 3/3/13
 R: 5, 2X, LAST vs. OMAHA, 5/7/13
 ER: 4, 3X, LAST vs. OHIO STATE, 5/13/17
 SO: 5, 2X, LAST vs. MILWAUKEE, 4/25/17
 BB: 2, 5X, LAST vs. ALABAMA STATE, 2/25/17

SEASON HIGHLIGHTS

- Is 3-0 with a 2.88 ERA in 24 appearances... has 38 strikeouts in 34 1/3 innings... has converted 6-of-8 save opportunities this season... the six saves are tied for 10th in the Big Ten this season
- His 69 career appearances are fourth-most in school history, while his 11 saves are seventh
- Has made multiple weekend appearances in seven series this season
- Picked up his sixth save, tossing 1 2/3 innings in series opener at Illinois (5/18... earned his third victory on Senior Day in an 11-10 come-from-behind victory over Ohio State (5/14)
- Earned his second win, tossing two innings against Michigan State (5/5) in the series opener... allowed one run in two innings... picked up his fifth save, tossing two shutout innings in the series finale... tied a career-high by striking out five batters in two innings against Milwaukee (4/25)
- Notched his first win of the season, tossing 2 1/3 shutout innings and fanning three at Nebraska (4/14)
- Over four appearances and six innings from March 24-April 4, didn't allow a hit or run and had nine strikeouts to one walk
- Tallied his third save, tossing a perfect ninth in the win over South Dakota State (4/4)... went two innings without allowing a hit against UNLV (3/31) to earn his second save... notched his first save, striking out a pair in 1 2/3 shutout innings against Northern Illinois (3/7)

CAREER STATS

YEAR	ERA	W-L	APP	GS	CG	SHO	SV	IP	H	R	ER	BB	SO
2013	4.98	0-2	18	2	0	0	1	34.1	43	25	19	14	23
2015	3.44	0-1	11	2	0	0	0	18.1	11	7	7	10	11
2016	1.50	1-1	16	0	0	0	5	18.0	14	3	3	4	15
2017	3.13	3-0	22	0	0	0	5	31.2	26	15	11	7	36
TOTALS	3.67	5-4	67	4	0	0	10	103.0	98	52	42	40	86

Instagram: [UIBaseball](#)



Twitter: [@UIBaseball](#)



Facebook: [iowabaseball](#)

18 SHANE RITTER

So. • RHP • 6-4 • 196
Plainfield, Ill. • Plainfield South HS



2017 GAME-BY-GAME STATS

#18 Ritter, Shane - 20 appearances (All games)

Date	Opponent	GS*	IP	H	R	ER	BB	SO	2B	3B	HR	WP	BK	HBP	IBB	Score	W-L	Sv	ERA	NP
Feb 19	at South Florida		1.0	2	3	3	2	1	1	0	0	0	0	0	0	0-6	0-1	0	27.00	23
Feb 22	LORAS COLLEGE		1.0	0	0	0	0	2	0	0	0	0	0	0	0	8-1	0-1	0	13.50	16
Feb 26	vs Morehead State		1.0	2	2	2	1	0	1	0	0	0	0	1	0	14-7	0-1	0	15.00	31
Mar 07	NORTHERN ILLINOIS		2.1	1	2	2	2	4	0	0	1	0	0	0	0	12-8	1-1	0	11.81	43
Mar 12	vs Lehigh-2		2.0	4	2	2	2	1	1	0	0	0	0	0	0	8-3	1-1	0	11.05	28
Mar 18	at Kansas State		0.2	1	0	0	0	1	0	1	0	0	0	0	0	4-5	1-1	0	10.12	15
Mar 19	at Kansas State		0.1	0	0	0	0	1	0	0	0	0	0	0	0	12-11	1-1	1	9.72	6
Mar 22	BRADLEY		1.0	0	0	0	1	3	0	0	0	0	0	0	0	12-1	1-1	1	8.68	17
Mar 25	PURDUE		0.2	0	0	0	0	1	0	0	0	0	0	0	0	5-1	1-1	2	8.10	9
Mar 26	PURDUE		1.0	1	0	0	0	2	0	0	0	1	0	0	0	7-2	1-1	2	7.36	22
Apr 01	UNLV-2		2.0	2	0	0	1	1	0	0	0	0	0	0	1	7-6	2-1	2	6.23	28
Apr 09	at Northwestern		3.0	2	1	1	1	2	0	0	0	0	0	2	0	5-6	2-2	2	5.62	40
Apr 11	WESTERN ILLINOIS		1.0	0	0	0	1	1	0	0	0	0	0	0	0	4-1	2-2	3	5.29	20
Apr 15	at Nebraska		3.0	3	0	0	2	1	1	0	0	0	0	0	0	5-3	2-2	4	4.50	47
Apr 19	at Bradley		0.2	1	0	0	1	2	1	0	0	0	0	0	0	4-6	2-2	4	4.35	12
Apr 23	RUTGERS		2.0	3	0	0	0	1	0	1	0	0	0	0	0	5-13	2-2	4	3.97	27
Apr 28	PENN STATE-2		0.2	1	1	1	3	0	0	0	0	2	0	0	0	8-2	2-2	4	4.24	22
May 02	at Western Illinois		0.1	0	0	0	2	0	0	0	0	1	0	0	0	5-7	2-2	4	4.18	13
May 14	OHIO STATE		1.2	4	2	2	1	0	0	0	0	0	0	1	0	11-10	2-2	4	4.62	41
May 16	OMAHA		0.0	1	2	2	1	0	0	0	0	1	0	0	0	9-8	2-2	4	5.33	10
Totals		1	25.1	28	15	15	21	24	5	2	1	5	0	4	1	145-107	2-2	4	5.33	-

CAREER HIGHS

- IP: 4.0 vs. AIR FORCE, 4/12/16
- H: 6 vs. AIR FORCE, 4/12/16
- R: 4 vs. AIR FORCE, 4/12/16
- ER: 4, 2X, LAST vs. MICHIGAN, 4/23/16
- SO: 6 vs. AIR FORCE, 4/12/16
- BB: 3, 2X, LAST vs. PENN STATE, 4/28/17

SEASON HIGHLIGHTS

- Is 2-2 with a 5.33 ERA in 20 appearances (one start)... has four saves
- Notched his first career three-inning save, scattering three hits over three shutout innings at Nebraska (4/15)... earned his third save against Western Illinois (4/11)
- Earned his second win, tossing two shutout innings, scattering two hits and fanning one against UNLV (4/1)
- Recorded his second save in a game two victory over Purdue... notched his first career save, striking out the only batter he faced in series finale at Kansas State (3/19)
- Recorded his first win of the season, allowing two runs on one hit and fanning four over 2 1/3 innings against Northern Illinois (3/7)
- Made his first career weekend start at South Florida (2/19)


CAREER STATS

YEAR	ERA	W-L	APP	GS	CG	SHO	SV	IP	H	R	ER	BB	SO
2016	3.00	2-1	13	2	0	0	0	27.0	26	10	9	14	19
2017	5.33	2-2	20	1	0	0	4	25.1	28	15	15	21	24
TOTALS	4.13	4-3	33	3	0	0	4	52.1	54	25	24	35	43



20 AUSTIN GUZZO

Jr. • C/IF • 6-2 • 203
 Brooklin, Ontario • All Saints Catholic HS



2017 GAME-BY-GAME STATS

#20 Guzzo, Austin - 30 games (All games)

Date	Opponent	Pos	AB	R	H	RBI	2B	3B	HR	BB	SB	CS	HBP	SAC	SF	GDP	K	PO	A	E	Avg	
Feb 17	at South Florida	*dh	2	0	0	0	0	0	0	1	0	0	0	0	0	0	0	0	0	0	.000	
Feb 18	at South Florida	*dh	4	0	0	0	0	0	0	0	0	0	0	0	0	0	3	0	0	0	.000	
Feb 19	at South Florida	ph	1	0	0	0	0	0	0	0	0	0	0	0	0	0	1	0	0	0	.000	
Feb 22	LORAS COLLEGE	*dh	2	1	1	1	0	0	0	1	0	0	0	0	0	0	1	0	0	0	.111	
Feb 24	vs Alabama State	*dh	5	1	1	3	0	0	1	0	0	0	0	0	0	0	2	0	0	0	.143	
Feb 25	vs Alabama State	*dh	2	0	0	0	0	0	0	1	1	0	0	0	0	0	1	0	0	0	.125	
Feb 26	vs Morehead State	*c	1	1	0	0	0	0	2	0	0	0	0	0	0	0	0	0	0	0	.118	
Mar 05	at Minnesota	*c	2	0	0	0	0	0	0	1	0	0	0	0	0	1	1	6	0	0	.105	
Mar 10	vs Villanova	ph	0	1	0	0	0	0	0	1	0	0	0	0	0	0	0	0	0	0	.105	
Mar 11	vs Bucknell	*c	1	0	0	0	0	0	0	0	0	0	0	0	0	0	0	0	0	0	.100	
Mar 18	at Kansas State	ph	1	0	0	0	0	0	0	0	0	0	0	0	0	0	0	0	0	0	.095	
Mar 22	BRADLEY	*dh	1	2	0	0	0	0	2	0	0	0	0	0	0	0	1	0	0	0	.091	
Mar 28	GRAND VIEW	*c	2	2	2	1	0	0	1	1	0	0	0	0	0	0	7	1	1	0	.167	
Apr 01	UNLV-1	ph	0	1	0	0	0	0	0	1	1	0	0	0	0	0	0	0	0	0	.167	
Apr 07	at Northwestern	*dh	3	1	1	0	0	0	0	1	0	0	1	0	0	0	1	0	0	0	.185	
Apr 08	at Northwestern	*dh	1	0	0	0	0	0	0	1	1	0	0	0	0	0	1	0	0	0	.179	
Apr 09	at Northwestern	ph	2	0	0	0	0	0	0	0	0	0	0	0	0	0	0	0	0	0	.167	
Apr 11	WESTERN ILLINOIS	*dh	3	1	2	1	0	0	0	0	0	0	0	0	0	0	0	0	0	0	.212	
Apr 14	at Nebraska	*dh	4	0	0	0	0	0	0	0	0	0	1	0	0	0	1	0	0	0	.189	
Apr 15	at Nebraska	*dh	5	0	1	1	0	0	0	0	0	0	0	0	0	0	1	0	0	0	.190	
Apr 16	at Nebraska	*dh	4	0	1	1	0	0	0	0	0	0	0	0	0	0	1	0	0	0	.196	
Apr 19	at Bradley	*dh	3	0	0	0	0	0	0	0	0	0	1	0	0	0	1	0	0	0	.184	
Apr 21	RUTGERS	*dh	4	2	3	0	0	0	0	0	0	1	0	0	0	0	0	0	0	0	.226	
Apr 22	RUTGERS	*dh	2	0	0	0	0	0	0	1	0	0	0	0	0	0	1	0	0	0	.218	
Apr 23	RUTGERS	*dh	1	0	0	0	0	0	0	0	0	0	0	0	0	0	0	0	0	0	.214	
Apr 25	MILWAUKEE	*c	3	0	1	0	0	0	0	1	0	0	0	0	0	0	0	12	0	0	.220	
Apr 28	PENN STATE-1	*dh	4	0	2	1	0	0	0	0	0	0	0	0	0	0	0	0	0	0	.238	
Apr 28	PENN STATE-2	*dh	3	1	1	1	1	0	0	0	0	0	0	0	0	0	1	0	0	0	.242	
Apr 29	PENN STATE	*c	3	0	0	0	0	0	0	0	0	0	0	0	0	0	2	3	1	0	.232	
May 06	at Michigan State	ph	1	0	0	0	0	0	0	0	0	0	0	0	0	0	1	0	0	0	.229	
Totals			22gs	70	14	16	10	1	0	2	15	3	1	1	2	0	1	21	30	2	0	.229

On base pct. .372 • Slugging pct. .329

CAREER-HIGHS

AB: 5, 7X, LAST AT NEBRASKA, 4/15/17

H: 3, 4X, LAST VS. RUTGERS, 4/21/17

R: 5 VS. NORTHWESTERN COLLEGE, 3/8/16

2B: 2 VS. MARYLAND, 3/25/16

3B: 1 VS. AIB, 3/11/15

HR: 1, 5X, LAST VS. GRAND VIEW, 3/28/17

RBI: 3, 2X, LAST VS. ALABAMA STATE, 2/24/17

BB: 2, 7X, LAST VS. BRADLEY, 3/22/17

SB: 1, 4X, LAST AT NORTHWESTERN, 4/8/17

SEASON HIGHLIGHTS

- Hitting .220 with 14 runs and 10 RBIs... has two home runs... has started 22 games -- 18 at DH and four as catcher
- Tied a career-high with three hits in game one against Rutgers (4/21), finishing 3-for-4 with two runs scored
- Finished 2-for-3 with a run and RBI in 4-1 win over Western Illinois (4/11)
- Posted his first multi-hit game of the season against Grand View, finishing 2-for-2 with two runs and an RBI... hit a solo home run in the game -- his second of the season
- Big Ten All-Tournament team honoree as a sophomore

CAREER STATS

YEAR	AVG.	G-GS	AB	R	H	2B	3B	HR	RBIS	BB	HBP	SO	SB-A
2015	.217	26-15	60	7	13	3	1	0	7	5	1	15	1-1
2016	.264	43-30	106	18	28	4	0	3	25	20	1	36	0-2
2017	.229	30-22	70	14	16	1	0	2	10	15	1	21	3-4
TOTALS	.242	99-67	236	39	57	8	1	5	42	40	3	72	4-7

Instagram: [UIBaseball](#)



Twitter: [@UIBaseball](#)



Facebook: [iowabaseball](#)

23 KYLE CROWL

Fr. • IF • 6-2 • 195
Council Bluffs, Iowa • Abraham Lincoln HS



2017 GAME-BY-GAME STATS

#23 Crowl, Kyle - 18 games (All games)

Date	Opponent	Pos	AB	R	H	RBI	2B	3B	HR	BB	SB	CS	HBP	SAC	SF	GDP	K	PO	A	E	Avg
Feb 17	at South Florida	ph	1	0	0	0	0	0	0	0	0	0	0	0	0	0	1	0	0	0	.000
Feb 18	at South Florida	*3b	4	1	1	2	0	0	1	0	0	0	0	0	0	0	1	0	1	0	.200
Feb 19	at South Florida	*3b	2	0	0	0	0	0	0	0	0	0	0	0	0	0	2	0	3	0	.143
Feb 22	LORAS COLLEGE	ph/3b	1	0	0	0	0	0	0	0	0	0	0	0	0	0	1	0	0	0	.125
Feb 25	vs Alabama State	*3b	3	0	0	0	0	0	0	0	0	0	0	0	0	0	1	0	2	0	.091
Mar 10	vs Villanova	ph/3b	2	0	0	0	0	0	0	0	0	0	0	0	0	0	1	0	0	0	.077
Mar 12	vs Lehigh-1	3b	1	0	0	1	0	0	0	1	0	0	0	0	0	0	0	0	0	0	.071
Mar 12	vs Lehigh-2	ph/3b	1	0	0	0	0	0	0	0	0	0	0	0	0	0	0	0	0	0	.067
Mar 17	at Kansas State	ph	1	0	0	0	0	0	0	0	0	0	0	0	0	0	0	0	0	0	.062
Mar 18	at Kansas State	*3b	3	0	0	0	0	0	0	0	0	0	0	0	0	0	0	0	1	0	.053
Mar 19	at Kansas State	*ss	4	0	0	0	0	0	0	0	0	0	1	0	0	0	2	4	3	1	.043
Mar 22	BRADLEY	ph/3b	2	0	0	0	0	0	0	0	0	0	0	0	0	0	1	0	0	0	.040
Mar 26	PURDUE	pr	0	0	0	0	0	0	0	0	0	0	0	0	0	0	0	0	0	0	.040
Apr 01	UNLV-2	*3b	2	0	0	0	0	0	0	0	0	0	0	0	0	0	1	0	1	0	.037
Apr 09	at Northwestern	3b	0	0	0	0	0	0	0	0	0	0	0	0	0	0	0	0	0	0	.037
Apr 23	RUTGERS	ph/3b	2	0	0	0	0	0	0	0	0	0	0	0	0	0	1	0	1	0	.034
Apr 25	MILWAUKEE	3b	1	0	0	0	0	0	0	0	0	0	0	0	0	0	1	0	1	0	.033
May 16	OMAHA	3b	2	0	1	1	1	0	0	0	0	0	1	0	0	0	0	0	0	1	.062
Totals		6gs	32	1	2	4	1	0	1	1	0	0	2	0	0	1	12	4	13	2	.062

On base pct. .143 • Slugging pct. .188

CAREER-HIGHS

AB: 4, 2X, LAST AT KANSAS STATE, 3/19/17

H: 1, 2X, LAST VS. OMAHA, 5/16/17

R: 1 AT SOUTH FLORIDA, 2/18/17

2B: 1 VS. OMAHA, 5/16/17

3B: N/A

HR: 1 AT SOUTH FLORIDA, 2/18/17

RBI: 2 AT SOUTH FLORIDA, 2/18/17

BB: 1 VS. LEHIGH, 3/12/17

SB: N/A

SEASON HIGHLIGHTS

- Has played in 18 games with six starts (five at third base, one at shortstop)
- Hit a two-run home run for his first collegiate hit at South Florida (2/18)... had an RBI double against Omaha (5/16)

CAREER STATS

YEAR	AVG.	G-GS	AB	R	H	2B	3B	HR	RBIS	BB	HBP	SO	SB-A
2017	.063	18-6	32	1	2	1	0	1	4	1	2	12	0-0
TOTALS	.063	18-6	32	1	2	1	0	1	4	1	2	12	0-0



26 ELIJAH WOOD

Jr. • LHP • 6-3 • 213

Washington, Iowa • Marshalltown CC • Washington HS



2017 GAME-BY-GAME STATS

#26 Wood, Elijah - 14 appearances (All games)

Date	Opponent	GS	IP	H	R	ER	BB	SO	2B	3B	HR	WP	BK	HBP	IBB	Score	W-L	Sv	ERA	NP
Mar 07	NORTHERN ILLINOIS		2.0	2	1	1	0	3	0	0	0	3	0	0	0	12-8	0-0	0	4.50	31
Mar 11	vs Bucknell		2.0	3	0	0	0	0	0	0	0	0	0	1	0	1-7	0-0	0	2.25	-
Mar 18	at Kansas State		2.0	2	2	1	1	0	1	0	0	0	1	0	0	4-5	0-0	0	3.00	36
Mar 22	BRADLEY		1.0	0	0	0	0	0	0	0	0	0	0	0	0	12-1	0-0	0	2.57	11
Mar 28	GRAND VIEW		3.0	3	0	0	0	3	1	0	0	0	0	0	0	6-5	0-0	0	1.80	45
Apr 01	UNLV-2		1.2	2	1	1	1	0	1	0	0	0	0	0	0	7-6	0-0	0	2.31	28
Apr 04	SOUTH DAKOTA STA		1.0	3	1	1	1	0	0	0	0	0	1	0	0	4-3	0-0	0	2.84	29
Apr 11	WESTERN ILLINOIS	*	3.0	2	0	0	1	2	0	1	0	0	0	0	0	4-1	0-0	0	2.30	48
Apr 16	at Nebraska		3.0	3	2	2	1	1	0	0	0	0	0	0	0	6-8	0-0	0	2.89	37
Apr 25	MILWAUKEE	*	2.0	4	2	2	0	2	1	0	1	0	0	0	0	4-3	0-0	0	3.48	31
Apr 29	PENN STATE	*	3.1	7	0	0	1	0	0	0	0	0	0	0	0	9-1	0-0	0	3.00	66
May 07	at Michigan State	*	3.2	4	1	1	1	1	1	0	0	0	0	0	0	9-4	0-0	0	2.93	62
May 14	OHIO STATE	*	2.0	7	6	6	2	2	1	0	1	0	0	0	0	11-10	0-0	0	4.55	57
May 19	at Illinois-2	*	7.1	10	3	3	0	3	1	0	1	0	1	0	0	8-3	1-0	0	4.38	111
Totals		6	37.0	52	19	18	9	17	7	1	3	3	2	2	0	97-65	1-0	0	4.38	-

CAREER-HIGHS

IP: 7.1 AT ILLINOIS, 5/19/17

H: 10 AT ILLINOIS, 5/19/17

R: 6 vs. OHIO STATE, 5/14/17

ER: 6 vs. OHIO STATE, 5/14/17

SO: 3, 3X, LAST AT ILLINOIS, 5/19/17

BB: 2 vs. OHIO STATE, 5/14/17

SEASON HIGHLIGHTS

- Is 1-0 with a 4.38 ERA in 14 appearances (six starts)... has 17 strikeouts over 37 innings
- Notched his first career win, logging a career-long 7 1/3 innings, while allowing three runs on 10 hits at Illinois (5/19)... it was his first career quality start... had three strikeouts without issuing a walk... gave up three first inning runs, then didn't allow a run over the next 6 1/3 innings
- Went 3 2/3 innings at Michigan State, allowing one run on four hits... made his first career weekend start against Penn State (4/29)... went 3 1/3 innings, allowing seven hits, but zero runs
- Made his first career start against Western Illinois on April 11, scattering two hits over three shutout innings
- Junior-college transfer after playing two seasons at Marshalltown Community College

CAREER STATS

YEAR	ERA	W-L	APP	GS	CG	SHO	SV	IP	H	R	ER	BB	SO
2017	4.38	1-0	14	6	0	0	0	37.0	52	19	18	9	17
TOTALS	4.38	1-0	14	6	0	0	0	37.0	52	19	18	9	17



28 CHRIS WHELAN

RS So. • IF/OF • 6-1 • 196
Naperville, Ill. • Parkland College • Benet



2017 GAME-BY-GAME STATS

#28 Whelan, Chris - 49 games (All games)

Date	Opponent	Pos	AB	R	H	RBI	2B	3B	HR	BB	SB	CS	HBP	SAC	SF	GDP	K	PO	A	E	Avg
Feb 17	at South Florida	*of	4	1	1	0	1	0	0	0	0	0	0	0	0	0	2	2	0	0	.250
Feb 18	at South Florida	*of	3	1	1	0	0	0	1	1	0	0	0	0	0	0	2	2	0	0	.286
Feb 19	at South Florida	*of	3	0	0	0	0	0	0	0	0	0	0	0	0	1	1	2	1	0	.200
Feb 22	LORAS COLLEGE	*of	1	0	0	0	0	0	0	1	0	0	1	0	0	0	0	0	0	0	.182
Feb 24	vs Alabama State	*of	2	1	1	0	1	0	0	2	0	0	0	0	0	0	0	0	0	0	.231
Feb 25	vs Alabama State	*of	4	0	0	0	0	0	0	0	0	0	0	0	0	0	0	1	1	0	.176
Feb 26	vs Morehead State	*of	4	1	3	2	0	0	0	1	1	0	0	0	0	0	0	2	0	0	.286
Mar 03	vs Hawaii	*of	5	2	3	2	0	0	1	0	1	0	0	0	0	0	1	1	0	1	.346
Mar 04	vs Oral Roberts	*of	4	1	2	0	0	0	0	1	0	0	0	0	0	0	0	1	0	0	.367
Mar 05	at Minnesota	*of	3	1	1	0	0	0	0	1	0	0	0	0	0	0	0	1	5	0	.364
Mar 07	NORTHERN ILLINOIS	*of	6	2	3	2	0	0	0	0	0	0	0	0	0	0	1	1	0	0	.385
Mar 10	vs Villanova	*of/2b	2	0	0	0	0	0	0	2	0	0	0	0	0	0	0	0	1	0	.366
Mar 11	vs Bucknell	*of	4	0	1	0	0	0	0	0	0	0	1	0	0	0	1	2	0	0	.356
Mar 12	vs Lehigh-1	*of	2	0	1	1	0	0	0	0	0	0	0	0	1	0	0	0	0	0	.362
Mar 12	vs Lehigh-2	*of	4	1	2	0	0	0	0	0	0	0	0	0	0	0	0	0	0	0	.373
Mar 17	at Kansas State	*of	4	0	0	0	0	0	0	0	0	0	0	0	0	0	0	2	0	0	.345
Mar 18	at Kansas State	*of	2	1	0	0	0	0	0	2	0	0	0	0	0	0	0	3	0	0	.333
Mar 19	at Kansas State	*of	3	2	0	0	0	0	0	0	0	0	1	0	0	0	0	0	0	0	.317
Mar 22	BRADLEY	*of/2b	3	2	2	0	0	0	0	1	0	0	1	0	0	0	0	1	0	1	.333
Mar 24	PURDUE	*of	3	0	0	0	0	0	0	1	1	0	0	0	0	0	0	1	0	0	.318
Mar 25	PURDUE	*of	4	0	2	0	1	0	0	0	0	0	0	0	0	0	0	0	0	0	.329
Mar 26	PURDUE	*2b/of	3	1	2	0	1	0	0	0	0	0	1	0	1	0	1	1	2	0	.342
Mar 28	GRAND VIEW	*2b	4	0	1	0	0	0	0	0	0	0	0	0	0	0	0	3	3	1	.338
Mar 31	UNLV	*of	4	0	0	1	0	0	0	0	0	0	0	0	0	0	0	1	1	0	.321
Apr 01	UNLV-1	*of	4	0	1	1	0	0	0	1	0	0	0	0	0	0	0	0	3	0	.318
Apr 01	UNLV-2	*of	4	1	2	0	1	0	0	1	0	0	0	0	0	1	0	2	0	0	.326
Apr 04	SOUTH DAKOTA STA	*of	2	1	0	0	0	0	0	2	0	0	0	0	0	0	0	1	1	0	.319
Apr 07	at Northwestern	*of	3	1	0	1	0	0	0	1	0	0	1	0	0	0	0	3	1	0	.309
Apr 08	at Northwestern	*of	5	0	2	0	1	0	0	0	0	0	0	0	0	0	0	1	0	0	.313
Apr 09	at Northwestern	*of	4	0	1	1	0	0	0	1	0	0	0	0	0	0	0	0	0	0	.311
Apr 11	WESTERN ILLINOIS	*of	2	0	0	0	0	0	0	0	1	0	2	0	0	0	0	1	0	0	.305
Apr 14	at Nebraska	*of	5	1	2	2	0	0	1	0	0	0	0	0	0	0	0	1	3	0	.309
Apr 15	at Nebraska	*of	4	1	2	0	0	0	0	1	0	0	0	0	0	0	0	0	0	0	.316
Apr 16	at Nebraska	*of	5	1	1	1	0	0	0	0	0	0	0	0	0	0	0	2	1	0	.311
Apr 19	at Bradley	*of	4	0	1	0	0	0	0	1	0	0	0	0	0	0	0	1	0	0	.309
Apr 21	RUTGERS	*of	4	0	2	0	0	0	0	0	0	0	1	0	0	0	0	1	1	0	.315
Apr 22	RUTGERS	*of	4	2	2	3	0	0	2	1	0	0	0	0	0	0	0	2	0	0	.321
Apr 23	RUTGERS	*of	4	1	2	0	0	0	0	0	0	0	0	0	0	0	0	1	0	0	.326
Apr 28	PENN STATE-1	*of	3	0	0	0	0	0	0	0	0	0	0	0	0	0	0	0	1	1	.319
May 05	at Michigan State	*of/of	3	0	0	0	0	0	0	1	0	0	0	0	0	0	0	1	3	0	.312
May 06	at Michigan State	*of	4	0	0	0	0	0	0	0	0	0	0	0	0	0	0	1	1	0	.303
May 07	at Michigan State	*of	4	1	2	0	0	0	0	0	0	0	1	1	0	0	1	0	2	0	.309
May 12	OHIO STATE	*of	5	0	3	0	0	0	0	0	0	0	0	0	0	0	0	0	1	0	.318
May 13	OHIO STATE	*of	5	1	1	0	0	0	0	0	0	0	0	0	0	0	0	1	2	0	.314
May 14	OHIO STATE	*of	5	2	3	0	1	0	0	0	0	0	0	0	0	0	0	1	1	0	.323
May 16	OMAHA	*dh	5	2	3	2	1	0	1	0	0	0	1	0	0	0	0	1	0	0	.331
May 18	at Illinois	*of	4	0	0	0	0	0	0	1	0	0	0	0	0	0	0	1	1	0	.324
May 19	at Illinois-1	*of	1	0	0	0	0	0	0	2	0	0	1	0	0	0	0	1	0	0	.322
May 19	at Illinois-2	*of	2	1	0	1	0	0	0	2	0	0	1	0	0	0	0	1	1	0	.318
Totals			49gs	176	33	56	20	9	0	5	28	5	3	10	2	1	3	32	57	8	.318

On base pct. .437 • Slugging pct. .455

CAREER HIGHS

AB: 6 vs. NORTHERN ILLINOIS, 3/17/17
H: 3, 6X, LAST vs. OMAHA, 5/16/17
R: 2, 7X, LAST vs. OMAHA, 5/16/17
2B: 1, 9X, LAST vs. OMAHA, 5/16/17
3B: N/A
HR: 2 vs. RUTGERS, 4/22/17
RBIs: 3 vs. RUTGERS, 4/22/17
BB: 2, 6X, LAST at ILLINOIS, 5/19/17
SB: 1, 5X, LAST vs. WESTERN ILLINOIS, 4/11/17

SEASON HIGHLIGHTS

- Hitting .318 with 33 runs and 20 RBIs... has nine doubles and five home runs... started 49 games -- 44 in left field, two at second base, and one as the DH
- Third in the Big Ten with a .437 on-base percentage
- Has 19 multi-hit (13 two-hit, six three-hit) contests... is 5-for-8 in steal attempts
- Missed four games from April 23-May 2 after suffering a wrist/elbow injury after making a diving catch in series finale against Rutgers
- Has three hits over the last four games... went 3-for-5 with two RBIs and two runs scored against Omaha (5/16) with a double and home run -- a lead off solo shot... it was his fifth blast of the year... had the game-tying RBI single in the bottom of the ninth inning... posted two three-hit games during Ohio State series... went 3-for-5 with two runs scored and a double in series finale
- Had three straight multi-hit games against Rutgers... went 2-for-4 with two runs and three RBIs in game two... hit two home runs -- a solo home run and a two-run shot in the bottom of the ninth... had two multi-hit games at Nebraska... finished 2-for-5 with a two-run home run in the 7-6 series-opening victory
- Had the game-winning RBI single in the bottom of the ninth inning to give Iowa a 7-6 walk-off victory over UNLV (3/31)
- Shared the DQ Classic batting title after hitting .500 (6-of-12) in three games... went 3-for-5 with two RBIs and two runs against Hawai'i (3/3) and 2-for-4 against Oral Roberts (3/4)
- Started his career at Bradley (2015) before playing at Parkland College in 2016

CAREER STATS

YEAR	AVG.	G-GS	AB	R	H	2B	3B	HR	RBIS	BB	HBP	SO	SB-A
2017	.318	49-49	176	33	56	9	0	5	20	28	10	32	5-8
TOTALS	.318	49-49	176	33	56	9	0	5	20	28	10	32	5-8



29 SAMMY LIZARRAGA

So. • RHP • 6-6 • 248
Cedar Rapids, Iowa • Cedar Rapids Kennedy HS



2017 GAME-BY-GAME STATS

#29 Lizarraga, Sammy - 10 appearances (All games)

Date	Opponent	GS	IP	H	R	ER	BB	SO	2B	3B	HR	WP	BK	HBP	IBB	Score	W-L	Sv	ERA	NP
Feb 22	LORAS COLLEGE		1.0	2	1	1	1	1	1	0	0	0	0	0	0	8-1	0-0	0	9.00	24
Feb 26	vs Morehead State		1.0	2	2	1	1	1	1	0	0	1	0	0	0	14-7	0-0	0	9.00	26
Mar 12	vs Lehigh-1		3.0	5	2	2	0	5	0	0	0	1	0	0	0	15-7	0-0	0	7.20	48
Mar 19	at Kansas State		0.1	1	2	2	2	1	0	0	1	0	0	0	0	12-11	0-0	0	10.12	18
Apr 19	at Bradley		2.0	2	0	0	0	2	0	0	0	0	0	0	0	4-6	0-0	0	7.36	34
Apr 23	RUTGERS		3.0	3	0	0	0	1	1	0	0	0	0	0	0	5-13	0-0	0	5.23	27
Apr 25	MILWAUKEE		1.0	1	0	0	1	0	0	0	0	0	0	0	0	4-3	0-0	0	4.76	21
May 02	at Western Illinois		1.0	2	1	1	0	0	0	0	0	0	0	2	0	5-7	0-0	0	5.11	22
May 13	OHIO STATE		2.0	3	1	1	0	0	1	0	0	0	0	0	0	7-12	0-0	0	5.02	25
May 19	at Illinois-1		0.2	3	2	2	1	1	2	0	0	0	0	0	0	8-12	0-0	0	6.00	17
Totals		0	15.0	24	11	10	6	12	6	0	1	2	0	2	0	82-79	0-0	0	6.00	-

CAREER-HIGHS

- IP: 3.0, 2X, LAST VS. NEBRASKA, 4/23/17
- H: 5 vs. LEHIGH, 3/12/17
- R: 2, 4X, LAST AT ILLINOIS, 5/19/17
- ER: 2, 3X, LAST AT ILLINOIS, 5/19/17
- SO: 5 vs. LEHIGH, 3/12/17
- BB: 2, 2X, LAST AT KANSAS STATE, 3/19/17

SEASON HIGHLIGHTS

- Is 0-0 with a 6.00 ERA in 10 appearances... has 12 strikeouts in 15 innings
- Scattered three hits in three shutout innings against Rutgers -- hist best outing of the season
- Tossed a career-high three innings, allowing two runs on five hits against Lehigh (3/12)... had a career-high five strikeouts without issuing a walk
- Went 1-0 with a 0.79 ERA as a freshman before missing the final month because of injury.

CAREER STATS

YEAR	ERA	W-L	APP	GS	CG	SHO	SV	IP	H	R	ER	BB	SO
2016	0.79	1-0	8	0	0	0	0	11.1	6	1	1	3	12
2017	6.00	0-0	10	0	0	0	0	15.0	24	11	10	6	12
TOTALS	3.76	1-0	18	0	0	0	0	26.1	30	12	11	9	24



30 NICK GALLAGHER

Jr. • RHP • 6-3 • 205
Iowa City, Iowa • Iowa City West HS



2017 GAME-BY-GAME STATS

#30 Gallagher, Nick - 13 appearances (All games)

Date	Opponent	GS	IP	H	R	ER	BB	SO	2B	3B	HR	WP	BK	HBP	IBB	Score	W-L	Sv	ERA	NP
Feb 17	at South Florida	*	7.0	5	1	1	1	4	0	0	0	0	0	0	0	4-9	0-0	0	1.29	82
Feb 24	vs Alabama State	*	7.0	7	2	2	2	7	1	0	0	0	0	0	0	9-2	1-0	0	1.93	103
Mar 03	vs Hawaii	*	8.0	7	3	3	0	8	0	0	1	0	0	0	0	7-6	2-0	0	2.45	107
Mar 10	vs Villanova	*	5.0	8	5	5	1	7	1	0	2	0	0	1	0	1-10	2-1	0	3.67	83
Mar 24	PURDUE	*	5.0	5	0	0	2	4	1	0	0	0	0	0	0	0-2	2-1	0	3.09	75
Mar 31	UNLV	*	7.0	3	0	0	0	6	0	0	0	0	0	0	0	3-0	3-1	0	2.54	97
Apr 07	at Northwestern	*	7.0	3	0	0	2	5	1	0	0	0	0	0	0	14-2	4-1	0	2.15	101
Apr 14	at Nebraska	*	3.1	4	5	3	5	2	1	0	0	2	0	0	0	7-6	4-1	0	2.55	79
Apr 21	RUTGERS	*	6.0	5	2	2	4	4	0	0	0	0	0	0	0	8-3	5-1	0	2.60	113
Apr 28	PENN STATE-1	*	8.0	3	2	1	0	10	0	1	0	1	0	0	0	4-2	6-1	0	2.42	108
May 05	at Michigan State	*	7.0	9	1	1	1	6	3	0	0	0	0	0	0	3-2	6-1	0	2.30	118
May 12	OHIO STATE	*	7.0	10	2	2	1	9	0	0	1	0	0	1	0	9-5	7-1	0	2.33	111
May 18	at Illinois	*	6.0	7	5	4	2	5	2	0	4	0	0	0	0	6-5	8-1	0	2.59	99
Totals		13	83.1	76	28	24	21	77	10	1	8	3	0	2	0	75-54	8-1	0	2.59	-

CAREER HIGHS

- IP: 8.0, 2X LAST VS. PENN STATE, 4/28/17
- H: 10 vs. OHIO STATE, 5/14/17
- R: 5, 4X, LAST AT ILLINOIS, 5/18/17
- ER: 5 LAST VS. VILLANOVA, 3/10/17
- SO: 10 vs. PENN STATE, 4/21/17
- BB: 5 AT NEBRASKA, 4/14/17

SEASON HIGHLIGHTS

- Second-team All-Big Ten selection as a starting pitcher... Iowa's Friday night starter... 90-93 fastball... excellent slider and change-up
- Is 8-1 with a 2.59 ERA... eight wins are tied for the Big Ten lead... also ranks fifth in innings (83.1), sixth in ERA (2.59) and strikeouts (77), and 13th in batting average against (.245)... went 5-0 with a 2.37 ERA in Big Ten play... recorded a quality start in five of eight league starts
- Has nine quality starts and pitched at least seven innings in eight starts
- Is 6-0 with a 2.08 ERA over his last nine starts, allowing 49 hits over 56 1/3 innings with 51 strikeouts to 17 walks
- Was named the Big Ten Pitcher of the Week on May 1 after tossing eight innings in a 4-2 victory over Penn State (4/28)... scattered three hits and allowed one earned run to win his sixth game... struck out eight of the first 10 batters and finished with a career-high 10 strikeouts... first Hawkeye since 2014 to strike out 10 or more batters in a game
- Recorded his eighth win at Illinois (5/18), allowing five runs (four earned) on six hits over six innings with the wind blowing out at Illinois Field... notched his seventh win, allowing two runs on 10 hits over seven innings against Ohio State (5/12)... had nine strikeouts to one walk -- his fifth game with seven or more strikeouts... had his eighth quality start in a no-decision at Michigan State... allowed nine hits and one run over seven innings... fanned six, while issuing one walk
- Won his fifth game, allowing two runs on five hits over six innings against Rutgers (4/21)... posted his second straight and fourth victory overall, scattering three hits and fanning five over seven innings at Northwestern (4/7)... earned his third victory, throwing seven shutout innings, scattering three hits and fanning six against UNLV (3/31)... retired 15 straight batters from the second to the seventh inning
- Missed start at Kansas State (3/18) with arm discomfort
- Logged a career-high eight innings, allowing three runs on seven hits in a win over Hawaii... struck out eight without issuing a walk... went seven innings, allowing two runs on seven hits and fanned seven in a win over Alabama State (2/24)... notched a quality start in his first career Friday start at South Florida (2/17).
- Named to the Big Ten preseason honors list
- Voted to have the best breaking ball in the Big Ten by Baseball America... rated as the 13th-best draft prospect in the Big Ten by Perfect Game and 15th-best by Baseball America

CAREER STATS

YEAR	ERA	W-L	APP	GS	CG	SHO	SV	IP	H	R	ER	BB	SO
2015	2.18	0-0	9	5	0	0	0	20.2	15	5	5	7	17
2016	2.57	8-3	14	4	0	0	0	63.0	49	20	18	22	59
2017	2.59	8-1	13	13	0	0	0	83.1	76	28	24	21	77
TOTALS	2.53	16-4	36	22	0	0	0	167.0	140	53	47	50	153

Instagram: [UIBaseball](#)



Twitter: [@UIBaseball](#)



Facebook: [iowabaseball](#)

32 SAM NORMAN

Sr. • LHP • 6-5 • 223
Des Moines, Iowa • Creighton • Roosevelt HS



2017 GAME-BY-GAME STATS

#32 Norman, Sam - 4 appearances (All games)

Date	Opponent	GS	IP	H	R	ER	BB	SO	2B	3B	HR	WP	BK	HBP	IBB	Score	W-L	Sv	ERA	NP
Mar 10	vs Villanova		2.0	2	3	0	0	3	1	0	0	0	0	0	0	1-10	0-0	0	0.00	40
Mar 17	at Kansas State		0.1	0	0	0	1	0	0	0	0	1	0	0	0	0-3	0-0	0	0.00	5
Mar 22	BRADLEY		0.1	1	0	0	0	0	0	0	0	0	0	0	0	12-1	0-0	0	0.00	12
May 16	OMAHA		1.0	0	0	0	1	1	0	0	0	1	0	1	0	9-8	0-0	0	0.00	13
Totals		0	3.2	3	3	0	2	4	1	0	0	2	0	1	0	22-22	0-0	0	0.00	-

CAREER-HIGHS

IP: 2.0 vs. VILLANOVA, 3/10/17

H: 2 vs. VILLANOVA, 3/10/17

R: 3 vs. VILLANOVA, 3/10/17

ER: N/A

SO: 3 vs. VILLANOVA

BB: 1, 2X, LAST vs. OMAHA, 5/16/17

SEASON HIGHLIGHTS

- Graduate transfer from Creighton University... went 2-0 with a 2.25 ERA in 23 career appearances
- Older brother of freshman Ben Norman

CAREER STATS

YEAR	ERA	W-L	APP	GS	CG	SHO	SV	IP	H	R	ER	BB	SO
2017	0.00	0-0	4	0	0	0	0	3.2	3	3	0	2	4
TOTALS	0.00	0-0	4	0	0	0	0	3.2	3	3	0	2	4



35 JAKE ADAMS

Jr. • 1B • 6-2 • 250
Brandon, S.D. • DMACC • Brandon Valley HS



2017 GAME-BY-GAME STATS

#35 Adams, Jake - 53 games (All games)

Date	Opponent	Pos	AB	R	H	RBI	2B	3B	HR	BB	SB	CS	HBP	SAC	SF	GDP	K	PO	A	E	Avg	
Feb 17	at South Florida	*1b	4	0	0	1	0	0	0	0	1	0	0	0	0	1	9	1	1	0	.000	
Feb 18	at South Florida	*1b	4	1	1	1	0	0	1	0	0	0	0	0	0	0	1	10	0	0	.125	
Feb 19	at South Florida	*1b	2	0	0	0	0	0	0	2	0	0	0	0	0	0	1	7	0	0	.100	
Feb 22	LORAS COLLEGE	*1b	5	0	1	1	0	0	0	0	0	0	0	0	0	0	2	6	1	1	.133	
Feb 24	vs Alabama State	*1b	4	1	2	3	0	0	1	1	0	0	0	0	0	0	0	9	1	0	.211	
Feb 25	vs Alabama State	*1b	3	0	2	1	0	0	0	1	0	0	0	0	0	0	1	8	0	0	.273	
Feb 26	vs Morehead State	*1b	4	1	0	0	0	0	0	1	0	0	0	0	0	1	16	0	0	0	.231	
Mar 03	vs Hawaii	*1b	4	1	3	3	1	0	1	0	0	0	0	0	0	0	1	10	1	0	.300	
Mar 04	vs Oral Roberts	*1b	4	1	1	3	0	0	1	0	0	0	1	0	0	0	11	1	1	0	.294	
Mar 05	at Minnesota	*1b	4	0	1	0	0	0	0	0	0	0	0	0	0	0	0	6	0	0	.289	
Mar 07	NORTHERN ILLINOIS	*1b	4	0	2	1	0	0	0	0	0	0	1	0	0	0	1	3	1	1	.310	
Mar 10	vs Villanova	*1b	4	0	0	0	0	0	0	0	0	0	0	0	0	0	3	8	0	0	.283	
Mar 11	vs Bucknell	*1b	5	0	2	0	0	0	0	0	0	0	0	0	0	0	1	8	1	0	.294	
Mar 12	vs Lehigh-1	*1b	5	1	3	6	1	0	1	0	0	0	0	0	0	0	1	7	0	0	.321	
Mar 12	vs Lehigh-2	*1b	5	0	2	0	0	0	0	0	0	0	0	0	0	0	2	5	1	0	.328	
Mar 17	at Kansas State	*1b	4	0	1	0	0	0	0	0	0	0	0	0	0	0	0	5	2	0	.323	
Mar 18	at Kansas State	*1b	4	0	0	0	0	0	0	0	0	0	0	0	0	0	2	12	1	0	.304	
Mar 19	at Kansas State	*1b	4	4	3	7	0	0	3	2	0	0	0	0	0	0	1	12	0	0	.329	
Mar 22	BRADLEY	*1b	5	1	2	1	0	0	0	0	0	0	0	0	0	0	2	9	0	0	.333	
Mar 24	PURDUE	*1b	2	0	0	0	0	0	0	2	0	0	0	0	0	0	1	5	2	0	.325	
Mar 25	PURDUE	*1b	4	1	2	1	1	0	0	0	0	0	0	0	0	0	0	7	0	0	.333	
Mar 26	PURDUE	*1b	3	1	2	1	0	0	0	1	0	0	0	0	0	0	0	9	0	0	.345	
Mar 28	GRAND VIEW	*1b	3	2	1	1	0	0	1	1	0	0	0	0	0	0	1	5	2	0	.344	
Mar 31	UNLV	*1b	4	1	1	0	1	0	0	0	0	0	0	0	0	0	1	10	0	0	.340	
Apr 01	UNLV-1	*1b	3	2	1	2	0	0	1	1	0	0	0	0	0	0	0	12	1	0	.340	
Apr 01	UNLV-2	*1b	5	2	2	1	1	0	0	0	0	0	0	0	0	0	0	8	1	1	.343	
Apr 04	SOUTH DAKOTA STA	*1b	4	1	1	3	0	0	1	0	0	0	0	0	0	0	1	12	1	0	.340	
Apr 07	at Northwestern	*1b	5	1	2	2	1	0	0	1	0	0	0	0	0	0	1	9	2	0	.342	
Apr 08	at Northwestern	*1b	4	1	2	2	0	0	1	1	0	0	0	0	0	0	1	10	1	0	.348	
Apr 09	at Northwestern	*1b	4	1	2	2	0	0	1	1	1	0	0	0	0	0	0	5	1	0	.353	
Apr 11	WESTERN ILLINOIS	*1b	4	0	0	0	0	0	0	0	0	0	0	0	0	0	1	9	1	0	.341	
Apr 14	at Nebraska	*1b	5	1	3	1	0	0	1	0	0	0	0	0	0	0	0	10	1	0	.352	
Apr 15	at Nebraska	*1b	4	1	2	2	2	0	0	1	0	0	0	0	0	0	0	10	2	0	.356	
Apr 16	at Nebraska	*1b	5	2	2	0	2	0	0	0	0	0	0	0	0	0	0	9	0	0	.358	
Apr 19	at Bradley	*1b	5	1	1	0	0	0	0	0	1	0	0	0	0	0	1	10	0	0	.352	
Apr 21	RUTGERS	*1b	2	0	0	1	0	0	0	1	0	0	0	0	1	0	0	8	2	0	.347	
Apr 22	RUTGERS	*1b	5	0	2	0	1	0	0	0	0	0	0	0	0	0	1	2	9	1	.349	
Apr 23	RUTGERS	*1b	3	1	0	0	0	0	0	1	0	0	0	0	0	0	0	11	1	0	.342	
Apr 25	MILWAUKEE	*1b	2	2	1	1	0	0	1	0	0	0	2	0	0	0	0	8	1	1	.344	
Apr 28	PENN STATE-1	*1b	5	0	0	0	0	0	0	0	0	0	0	0	0	0	4	7	0	0	.333	
Apr 28	PENN STATE-2	*1b	4	0	1	0	0	0	0	0	0	0	0	0	0	0	2	13	0	0	.331	
Apr 29	PENN STATE	*1b	5	2	2	2	1	0	1	0	0	0	0	0	0	0	2	10	0	0	.333	
May 02	at Western Illinois	*1b	4	0	1	1	0	0	0	1	0	0	0	0	0	0	2	11	0	0	.331	
May 05	at Michigan State	*1b	2	2	1	0	0	0	0	2	1	0	0	0	0	0	1	12	0	0	.333	
May 06	at Michigan State	*1b	4	0	0	0	0	0	0	0	0	0	0	0	0	0	1	12	1	0	.326	
May 07	at Michigan State	*1b	5	1	3	1	2	0	0	0	0	0	0	0	0	0	0	9	0	0	.333	
May 12	OHIO STATE	*1b	4	3	3	1	0	0	1	1	0	0	0	0	0	1	0	6	0	0	.342	
May 13	OHIO STATE	*1b	4	1	1	1	0	0	1	1	1	0	0	0	0	0	1	9	0	0	.340	
May 14	OHIO STATE	*1b	4	2	2	3	0	0	1	1	0	0	0	0	0	0	0	9	1	0	.344	
May 16	OMAHA	*1b	4	2	2	2	0	0	2	0	0	0	1	0	0	0	1	4	1	0	.347	
May 18	at Illinois	*1b	3	1	1	2	0	0	1	1	0	0	1	0	0	1	0	11	0	0	.347	
May 19	at Illinois-1	*1b	4	0	0	0	0	0	2	0	0	0	0	0	0	0	0	6	1	0	.340	
May 19	at Illinois-2	*1b	6	2	3	4	0	0	2	0	0	0	0	0	0	0	1	11	0	0	.344	
Totals			53gs	212	48	73	65	14	0	24	27	5	1	5	0	2	5	46	467	35	5	.344

On base pct. .427 • Slugging pct. .750

CAREER HIGHS

AB: 6 at ILLINOIS, 5/19/17

H: 3, 7X, LAST AT ILLINOIS, 5/19/17

R: 4 AT KANSAS STATE, 3/19/17

2B: 2 AT MICHIGAN STATE, 5/7/17

3B: N/A

HR: 3 AT KANSAS STATE, 3/19/17

RBI: 7 AT KANSAS STATE, 3/19/17

BB: 2, 6X, LAST AT ILLINOIS, 5/19/17

SB: 1, 5X, LAST VS. OHIO STATE, 5/13/17

SEASON HIGHLIGHTS

- Unanimous Big Ten Player of the Year -- the first by a Hawkeye since 1992 and just the second in school history... unanimous first-team All-Big Ten selection at first base... hitting .344 with 65 hits, 48 runs, and 65 RBIs... has 14 doubles, 24 home runs, and a .750 slugging percentage
- Leads the Big Ten in home runs (24), RBIs (65), hits (73), slugging percentage (.750), and total bases (159)... also second in runs (48), fourth in batting average (.344), ninth in on-base percentage (.427), and tied for eighth in doubles (14)
- Second in the NCAA and Iowa's school record holder with 24 home runs... broke an Iowa record that stood since 1986... also fourth in NCAA in total bases (159) and slugging percentage (.750), and 11th in RBIs (65)
- Has hit safely in 41-of-53 games and reached safely in 47-of-53 contests... has 25 multi-hit (18 two-hit, seven three-hit) and 15 multi-RBI (seven two-RBI, four three-RBI, one four-RBI, one seven-RBI) games
- Three-time Big Ten Player of the Week (March 26, May 15, May 22)... College Sports Madness Big Ten Player of the Week on May 15 and May 23... Collegiate Baseball National Player of the Week on May 22
- Tied the school record May 18 at Illinois with a solo home run -- part of a back-to-back-to-back home run trio... broke the school record May 19 in game two of doubleheader, hitting two home runs for his third multi-homer game of the season... finished 3-for-6 with two home runs and four RBIs in the game... has hit eight home runs over Iowa's last seven games
- Homered in five consecutive games -- blasts No. 17, 18, 19 against Ohio State (5/12-14), homers No. 20 and 21 against Omaha (5/16) and homer No. 22 at Illinois (5/18)... went 3-for-4 with three runs and a solo shot in game one, 1-for-4 with a solo blast in game two, and 2-for-4 with two runs and a three-run home run in the finale in Iowa's 11-10 come-from-behind victory... hit two solo home runs -- his second multi-homer game of the season -- against Omaha (5/16)
- Tied a career-high with three hits, including two doubles, in series finale at Michigan State (5/7)... hit his 16th home run -- a two-run shot in the series finale against Penn State... belted his 15th home run -- a solo blast -- in Iowa's 4-3 victory over Milwaukee... the home run traveled 400 feet and had a 118 mph exit velocity... had three-straight multi-hit games at Nebraska, including hitting his 14th home run -- a solo shot -- in game one... had three straight multi-hit and multi-RBI games at Northwestern... hit home runs No. 12 and No. 13 in games two and three
- Hit his 11th home run -- a two-run shot -- and had three RBIs against South Dakota State (4/4)... hit his 10th home run of the season in game two, finishing 1-for-3 with two RBIs and two runs scored... finished 1-for-3 with two runs, including slugging a game-winning, seventh-inning home run in Iowa's 6-5 victory over Grand View (3/28)
- Went 3-for-4 with three home runs, seven RBIs, and four runs in series finale at Kansas State... first Hawkeye since 2007 to hit three home runs in a game
- Hit .368 with six RBIs at the Snowbird Classic (3/10-12)... had multi-hit games in 3-of-4 contests, including a 3-for-5, six-RBI game in win over Lehigh... hit a second inning grand slam -- his fifth home run of season
- Named to the DQ Classic All-Tournament Team after hitting .417 (5-of-12) with two home runs and six RBIs... went 3-for-4 with three RBIs against Hawai'i (3/3)... hit a two-run home run and a double... went 1-for-3 with a three-run home run against Oral Roberts (3/4)
- Hit 42 home runs in two seasons at DMACC... ranked second in the nation during All-America sophomore season with 25 home runs... was committed to play baseball at North Dakota before the program was eliminated.

CAREER STATS


YEAR	AVG.	G-GS	AB	R	H	2B	3B	HR	RBIS	BB	HBP	SO	SB-A
2017	.344	53-53	212	48	73	14	0	24	65	27	5	46	5-6
TOTALS	.344	53-53	212	48	73	14	0	24	65	27	5	46	5-6



41 RYAN ERICKSON

Sr. • LHP • 6-3 • 200

Mason City, Iowa • Johnson County CC • Mason City HS



2017 GAME-BY-GAME STATS

#41 Erickson, Ryan - 14 appearances (All games)

Date	Opponent	GS	IP	H	R	ER	BB	SO	2B	3B	HR	WP	BK	HBP	IBB	Score	W-L	Sv	ERA	NP
Feb 19	at South Florida		2.0	4	1	1	3	3	0	0	1	0	1	0	0	0-6	0-0	0	4.50	55
Feb 24	vs Alabama State		2.0	1	0	0	1	1	0	0	0	0	0	0	0	9-2	0-0	0	2.25	27
Mar 04	vs Oral Roberts		3.0	1	1	1	0	3	0	0	1	0	0	0	0	7-5	0-0	1	2.57	31
Mar 11	vs Bucknell		0.0	3	2	2	0	0	1	1	0	0	0	0	0	1-7	0-0	1	5.14	-
Mar 17	at Kansas State	*	5.2	7	2	2	1	4	1	0	0	4	0	0	0	0-3	0-1	1	4.26	86
Mar 25	PURDUE	*	4.2	6	1	1	0	3	2	0	0	0	0	1	0	5-1	0-1	1	3.63	77
Apr 01	UNLV-1	*	6.2	5	3	1	4	4	1	0	1	0	0	0	0	6-5	0-1	1	3.00	91
Apr 08	at Northwestern	*	3.0	3	5	3	2	1	1	0	0	0	0	0	0	5-7	0-1	1	3.67	56
Apr 15	at Nebraska	*	6.0	6	3	2	2	5	0	0	0	0	1	0	1	5-3	1-1	1	3.55	100
Apr 22	RUTGERS	*	6.0	6	4	1	2	3	3	0	0	0	0	0	0	3-5	1-2	1	3.23	97
Apr 28	PENN STATE-2	*	7.1	4	1	1	3	5	0	0	0	0	0	0	0	8-2	2-2	1	2.91	108
May 06	at Michigan State	*	7.0	5	1	1	3	3	0	1	0	0	0	0	0	1-2	2-2	1	2.70	84
May 13	OHIO STATE	*	4.0	7	5	5	2	3	2	0	0	1	0	1	0	7-12	2-3	1	3.30	90
May 19	at Illinois-1	*	5.0	6	2	2	3	3	0	0	0	0	0	0	0	8-12	2-3	1	3.32	87
Totals		10	62.1	64	31	23	26	41	11	2	3	5	2	2	1	65-72	2-3	1	3.32	-

CAREER-HIGHS

IP: 7.1 vs. PENN STATE, 4/28/17

H: 7, 4X, LAST vs. OHIO STATE, 5/13/17

R: 7 vs. MICHIGAN STATE, 4/23/16

ER: 5, 2X, LAST vs. OHIO STATE, 5/13/17

SO: 5, 3X, LAST vs. PENN STATE, 4/28/17

BB: 4, 2X, LAST vs. UNLV, 4/1/17

SEASON HIGHLIGHTS

- Iowa's Saturday starter... is 2-3 with a 3.32 ERA over 62 1/3 innings... has 41 strikeouts to 26 walks and has one save
- Ranks ninth in the Big Ten in ERA (3.32)... is 2-2 with a 3.33 ERA in Big Ten action... ERA is 11th-best in league games
- Has gone at least six innings in five of his last seven starts
- Is 2-3 with a 3.09 ERA over 10 starts... has allowed 27 runs (19 earned) over 55 1/3 innings with 34 strikeouts
- Recorded his second straight and third quality start of the season at Michigan State, allowing one run on five hits over seven innings... notched his second win of the season, going a career-long 7 1/3 innings against Penn State (4/28)... allowed one run on four hits and tied a career-high with five strikeouts
- Earned his first career victory as a starter at Nebraska... notched a quality start, going six innings, allowing three runs (two earned) on six hits... fanned five
- Went a career-long 6 2/3 innings against UNLV (4/1), allowing three runs (one earned) on five hits in a no-decision

CAREER STATS

YEAR	ERA	W-L	APP	GS	CG	SHO	SV	IP	H	R	ER	BB	SO
2015	2.79	4-1	18	0	0	0	1	42.0	47	18	13	20	27
2016	3.00	0-1	7	3	0	0	1	24.0	27	10	8	9	18
2017	3.32	2-3	14	10	0	0	1	62.1	64	31	23	26	41
TOTALS	3.43	8-5	48	13	0	0	2	152.0	158	82	58	70	93

Instagram: [UIBaseball](#)



Twitter: [@UIBaseball](#)



Facebook: [iowabaseball](#)

42 **DRAKE ROBISON**

Sr. • RHP • 6-1 • 165
Machesney Park, Ill. • Ole Miss • Harlem HS



2017 GAME-BY-GAME STATS

#42 Robison, Drake - 18 appearances (All games)

Date	Opponent	GS	IP	H	R	ER	BB	SO	2B	3B	HR	WP	BK	HBP	IBB	Score	W-L	Sv	ERA	NP
Feb 19	at South Florida		4.0	2	1	1	1	5	0	0	0	0	0	0	0	0-6	0-0	0	2.25	58
Feb 26	vs Morehead State	*	4.0	7	3	3	2	3	2	1	0	0	1	0	0	14-7	0-0	0	4.50	86
Mar 05	at Minnesota		3.2	5	4	4	4	3	1	0	1	1	0	0	0	3-6	0-1	0	6.17	75
Mar 12	vs Lehigh-1	*	6.0	6	5	5	0	9	1	0	1	1	0	0	0	15-7	1-1	0	6.62	94
Mar 19	at Kansas State	*	5.0	8	4	4	0	5	2	0	1	0	0	0	0	12-11	1-1	0	6.75	64
Mar 24	PURDUE		1.0	2	2	2	1	2	1	1	0	0	0	0	0	0-2	1-2	0	7.23	21
Mar 26	PURDUE		2.1	4	1	1	1	1	1	0	0	0	0	0	0	7-2	1-2	0	6.92	40
Apr 01	UNLV-2		0.2	2	0	0	1	1	1	0	0	0	0	0	0	7-6	1-2	0	6.75	26
Apr 04	SOUTH DAKOTA STA	*	2.0	0	1	1	3	1	0	0	0	1	0	1	0	4-3	1-2	0	6.59	33
Apr 09	at Northwestern		1.0	1	0	0	0	0	0	0	0	0	0	0	0	5-6	1-2	0	6.37	7
Apr 11	WESTERN ILLINOIS		3.0	4	0	0	0	3	0	0	0	0	0	0	0	4-1	2-2	0	5.79	43
Apr 19	at Bradley	*	4.0	4	1	1	2	3	2	0	0	1	0	0	0	4-6	2-2	0	5.40	66
Apr 23	RUTGERS		1.0	4	4	4	1	0	1	0	1	0	0	0	0	5-13	2-2	0	6.21	32
Apr 25	MILWAUKEE		2.0	0	0	0	0	4	0	0	0	0	0	0	0	4-3	3-2	0	5.90	30
Apr 29	PENN STATE		3.1	3	1	1	2	2	0	0	0	1	0	0	0	9-1	3-2	0	5.65	55
May 02	at Western Illinois		2.0	3	4	4	3	2	0	0	0	1	0	0	0	5-7	3-2	0	6.20	44
May 13	OHIO STATE		1.0	3	2	2	2	2	0	0	0	0	0	0	0	7-12	3-2	0	6.46	37
May 16	OMAHA	*	1.0	3	2	2	2	2	0	0	0	0	0	0	0	9-8	3-2	0	6.70	35
Totals		7	47.0	61	35	35	25	48	12	2	4	6	0	2	0	114-107	3-2	0	6.70	-

CAREER-HIGHS

- IP: 6.0 vs. LEHIGH, 3/12/17
- H: 8 at KANSAS STATE, 3/19/17
- R: 5 vs. LEHIGH, 3/12/17
- ER: 5 vs. LEHIGH, 3/12/17
- SO: 9 vs. LEHIGH, 3/12/17
- BB: 4 at MINNESOTA, 3/5/17

SEASON HIGHLIGHTS

- Is 3-2 with a 6.70 ERA in 18 appearances, including seven starts... has 48 strikeouts in 47 innings
- Picked up his third win, tossing two perfect innings against Milwaukee (4/25)... struck out four batters
- Earned his second win, allowing four hits over three shutout innings against Western Illinois... struck out three
- Notched his first career victory against Lehigh (3/12), allowing five runs on six hits and fanning a career-high nine without issuing a walk
- Made his first career weekend start against Morehead State (2/26), allowing three runs on seven hits in four innings in a no-decision
- First season back after sitting out due to NCAA transfer regulations... spent 2015 season at Ole Miss following a two-year stint at Iowa Western CC.

CAREER STATS

YEAR	ERA	W-L	APP	GS	CG	SHO	SV	IP	H	R	ER	BB	SO
2017	6.70	3-2	18	7	0	0	0	47.0	61	35	35	25	48
TOTALS	6.70	3-2	18	7	0	0	0	47.0	61	35	35	25	48



43 GRANT LEONARD

Fr. • RHP • 5-11 • 166
Mokena, Ill • Lincoln Way HS



2017 GAME-BY-GAME STATS

#43 Leonard, Grant - 2 appearances (All games)

Date	Opponent	GS	IP	H	R	ER	BB	SO	2B	3B	HR	WP	BK	HBP	IBB	Score	W-L	Sv	ERA	NP
Mar 10	vs Villanova		1.0	2	1	1	1	0	0	0	0	0	0	0	0	1-10	0-0	0	9.00	21
Apr 25	MILWAUKEE		1.0	1	0	0	0	0	1	0	0	0	0	0	0	4-3	0-0	0	4.50	11
Totals		0	2.0	3	1	1	1	0	1	1	0	0	0	0	0	5-13	0-0	0	4.50	-

CAREER-HIGHS

IP: 1.0, 2X, LAST vs. MILWAUKEE, 4/25/17
 H: 2 vs. VILLANOVA, 3/10/17
 R: 1 vs. VILLANOVA, 3/10/17
 ER: 1 vs. VILLANOVA, 3/10/17
 SO: N/A
 BB: 1 vs. VILLANOVA, 3/10/17

SEASON HIGHLIGHTS

- Has made two appearances in 2017
- Joined team as a walk-on

CAREER STATS

YEAR	ERA	W-L	APP	GS	CG	SHO	SV	IP	H	R	ER	BB	SO
2017	4.50	0-0	2	0	0	0	0	2.0	3	1	1	1	0
TOTALS	4.50	0-0	2	0	0	0	0	2.0	3	1	1	1	0



44 ROBERT NEUSTROM

So. • OF • 6-3 • 209
Sioux City, Iowa • Sioux City North HS



2017 GAME-BY-GAME STATS

#44 Neustrom, Robert - 53 games (All games)

Date	Opponent	Pos	AB	R	H	RBI	2B	3B	HR	BB	SB	CS	HBP	SAC	SF	GDP	K	PO	A	E	Avg	
Feb 17	at South Florida	*of	3	0	1	1	0	0	0	1	0	0	0	0	0	0	0	0	0	0	.333	
Feb 18	at South Florida	*of	4	0	2	0	0	0	0	0	0	0	0	0	0	0	1	2	0	0	.429	
Feb 19	at South Florida	*of	4	0	2	0	0	0	0	0	0	0	0	0	0	0	0	1	0	0	.455	
Feb 22	LORAS COLLEGE	*of	4	1	2	1	0	0	0	1	0	0	0	0	0	0	0	2	0	0	.467	
Feb 24	vs Alabama State	*of	5	1	2	0	1	0	0	0	0	0	0	0	0	0	1	3	0	0	.450	
Feb 25	vs Alabama State	*of	4	1	1	1	0	0	1	0	0	0	0	0	0	0	0	1	3	0	.417	
Feb 26	vs Morehead State	*of/of	5	0	1	1	0	0	0	0	1	0	0	0	0	0	0	0	0	0	.379	
Mar 03	vs Hawaii	*of	4	1	2	1	1	0	0	0	0	1	0	0	0	0	0	0	0	0	.394	
Mar 04	vs Oral Roberts	*of	5	1	2	0	0	0	0	0	0	0	0	0	0	0	1	4	1	0	.395	
Mar 05	at Minnesota	*of	4	1	1	3	0	0	1	0	0	0	0	0	0	0	0	0	0	0	.381	
Mar 07	NORTHERN ILLINOIS	*of	5	2	3	3	0	0	0	0	0	0	0	0	0	0	1	3	0	0	.404	
Mar 10	vs Villanova	*of	4	0	0	0	0	0	0	0	0	0	0	0	0	0	0	1	4	0	.373	
Mar 11	vs Bucknell	*of	3	0	1	0	0	0	0	1	0	0	1	0	0	0	0	2	0	0	.370	
Mar 12	vs Lehigh-1	*of	5	2	3	1	1	0	0	0	1	1	1	0	0	0	0	1	0	0	.390	
Mar 12	vs Lehigh-2	*of	5	1	4	5	0	0	0	0	0	1	0	0	1	0	0	2	1	0	.422	
Mar 17	at Kansas State	*of	3	0	0	0	0	0	0	1	0	0	0	0	0	2	1	2	0	0	.403	
Mar 18	at Kansas State	*of	4	0	2	1	0	0	0	0	0	0	0	0	0	0	0	2	0	0	.408	
Mar 19	at Kansas State	*of	5	2	2	1	0	0	0	1	0	0	0	0	0	0	0	3	1	0	.408	
Mar 22	BRADLEY	*of	5	1	1	4	0	0	0	1	0	0	0	0	0	0	1	0	0	0	.395	
Mar 24	PURDUE	*of	4	0	0	0	0	0	0	0	0	0	0	0	0	0	0	0	0	0	.376	
Mar 25	PURDUE	*of	2	0	1	0	0	0	0	0	1	0	0	0	0	0	0	1	0	0	.379	
Mar 26	PURDUE	*of	4	1	2	2	0	1	0	0	0	0	0	0	0	0	0	1	0	0	.385	
Mar 28	GRAND VIEW	*of	4	1	1	3	1	0	0	0	0	0	0	0	0	0	0	2	0	0	.379	
Mar 31	UNLV	*of	4	0	2	0	0	0	0	0	0	0	0	0	0	0	0	4	0	0	.384	
Apr 01	UNLV-1	*of	4	0	1	1	1	0	0	0	0	0	0	0	0	0	0	1	2	0	.379	
Apr 01	UNLV-2	*of	5	0	0	0	0	0	0	0	0	0	0	0	0	0	0	0	2	0	.361	
Apr 04	SOUTH DAKOTA STA	*of	4	0	2	1	1	0	0	0	1	0	0	0	0	0	0	1	0	0	.366	
Apr 07	at Northwestern	*of	5	2	2	1	2	0	0	1	0	0	0	0	0	0	1	1	0	0	.368	
Apr 08	at Northwestern	*of	5	0	1	0	0	0	0	0	0	0	0	0	0	0	0	1	1	1	.361	
Apr 09	at Northwestern	*of	5	0	1	0	0	0	0	0	0	0	0	0	0	0	0	1	1	0	.354	
Apr 11	WESTERN ILLINOIS	*of	4	0	1	0	0	0	0	0	0	0	0	0	0	0	0	3	1	0	.351	
Apr 14	at Nebraska	*of	5	1	2	0	0	0	0	0	0	0	0	0	0	1	1	2	0	0	.353	
Apr 15	at Nebraska	*of	5	1	2	1	2	0	0	0	0	0	0	0	0	0	0	3	0	0	.355	
Apr 16	at Nebraska	*of	5	1	2	2	0	0	0	0	0	0	0	0	0	0	0	2	0	0	.356	
Apr 19	at Bradley	*of	5	0	2	0	0	0	0	0	2	0	0	0	0	0	0	1	1	0	.358	
Apr 21	RUTGERS	*of	4	2	2	2	1	0	1	0	0	0	0	0	0	1	0	3	0	0	.361	
Apr 22	RUTGERS	*of	3	0	1	0	0	0	0	1	0	0	0	0	0	0	0	3	0	0	.361	
Apr 23	RUTGERS	*of/of	4	0	1	3	1	0	0	0	0	0	0	0	0	0	0	1	3	0	.358	
Apr 25	MILWAUKEE	*of	3	1	1	1	1	0	0	1	0	0	0	0	0	0	0	3	0	0	.358	
Apr 28	PENN STATE-1	*of	3	2	1	0	0	0	0	1	1	0	0	0	0	0	0	4	0	0	.357	
Apr 28	PENN STATE-2	*of	3	1	0	1	0	0	0	1	0	0	0	0	0	0	0	1	0	0	.351	
Apr 29	PENN STATE	*of	5	2	3	1	1	0	0	0	2	0	0	0	0	0	0	0	0	0	.358	
May 02	at Western Illinois	*of	5	0	0	0	0	0	0	0	0	0	0	0	0	0	1	2	0	0	.348	
May 05	at Michigan State	*of	3	0	1	0	1	0	0	1	0	0	0	0	0	0	0	1	2	0	.348	
May 06	at Michigan State	*of	3	0	0	1	0	0	0	0	0	0	0	0	1	0	3	2	0	0	.342	
May 07	at Michigan State	*of	4	1	0	0	0	0	0	1	0	0	0	0	0	1	2	5	0	0	.335	
May 12	OHIO STATE	*of	4	1	1	2	0	0	0	1	0	0	0	0	0	0	1	0	0	0	.333	
May 13	OHIO STATE	*of	5	1	1	1	0	0	0	0	0	0	0	0	0	0	2	1	0	0	.330	
May 14	OHIO STATE	*of	4	1	1	3	0	0	1	0	0	0	0	1	0	0	1	1	0	0	.328	
May 16	OMAHA	*of	5	0	0	0	0	0	0	0	0	0	0	0	0	0	0	3	1	0	.321	
May 18	at Illinois	*of	5	2	2	2	0	0	2	0	0	0	0	0	0	0	0	3	0	0	.322	
May 19	at Illinois-1	*of	4	1	2	1	0	0	1	1	0	0	0	0	0	0	1	4	0	0	.326	
May 19	at Illinois-2	*of	4	0	2	1	0	0	0	1	1	0	0	0	0	0	1	3	0	0	.329	
Totals			53gs	222	36	73	53	15	1	8	15	10	3	2	0	3	7	31	101	5	0	.329

On base pct. .372 • Slugging pct. .514

CAREER HIGHS

AB: 6 vs. SAVANNAH STATE, 3/13/16
H: 4 vs. LEHIGH, 3/12/17
R: 2, 12X, LAST AT ILLINOIS, 5/18/17
2B: 2, 2X, LAST AT NEBRASKA, 4/15/17
3B: 1, 4X, LAST vs. PURDUE, 3/26/17
HR: 2 at ILLINOIS, 5/18/17
RBIs: 5 vs. LEHIGH, 3/12/17
BB: 2, 2X, LAST vs. MARYLAND, 5/28/16
SB: 2, 2X, LAST vs. PENN STATE, 4/29/17

SEASON HIGHLIGHTS

- Second-team All-Big Ten as an outfielder... started all 53 games -- 52 in right field, one in centerfield... hitting .329 with 73 hits, 36 runs, and 53 RBIs... has 15 doubles, one triple, and eight home runs
- Tied for the Big Ten lead in hits (73), third in RBIs (53), and fourth in total bases (114)... tied for fifth in doubles (15), 10th in slugging percentage (.514), and tied for 13th in home runs (8)
- Has hit safely in 44 games and reached safely in 47 contests... had a career-long 14-game hitting streak dating back to April 4-28... also had an 11-game hitting streak from Feb. 17-March 5
- Has 24 multi-hit games (20 two-hit, three three-hit, one four-hit contests) and 12 multi-RBI contests
- Had three straight two-hit games at Illinois... hit three home runs and had four RBIs... had his first career two home run game in series opener (5/18) and was part of Iowa's back-to-back-to-back jacks... hit a solo home run in game two, his fourth home run in four games
- Hit a walk-off two-run 446-foot home run in the bottom of the ninth inning to give Iowa an 11-10 victory over Ohio State (5/14)... it was Iowa's first walk-off home run at Banks Field since 2007
- Went 3-for-4 with a double and two runs scored in series finale against Penn State (4/29)... hit his fourth home run, connecting on a two-run shot in game one against Rutgers (4/21)... also was 1-for-4 with a three-run double in series finale (4/23)
- Posted three-straight two-hit games at Nebraska... went 2-for-5 with two doubles in game two and 2-for-5 with two RBIs in series finale
- Had the game-winning RBI double during a 2-for-4 day against South Dakota State (4/4)
- Went 1-for-5 with a grand slam in Iowa's 12-1 win over Bradley (3/22)
- Had three hits, going 3-for-5 with a double and two runs in game one against Lehigh (3/12) before going 4-for-5 with five RBIs in game two... the four hits and five RBIs were career highs
- Named to DQ Classic All-Tournament Team after hitting .385 (5-of-13) with three runs and four RBIs... had multi-hit games against Hawai'i (3/3) (2-for-4) and Oral Roberts (3/4) (2-for-5) before hitting a three-run home run against Minnesota (3/5)
- Preseason All-Big Ten selection by Perfect Game... named to the Big Ten preseason honors list
- Will play in the Cape Cod League in the summer of 2017 for the Hyannis Harbor Hawks
- Rated as the ninth-best draft prospect in the Big Ten for 2018 MLB Draft by Baseball America, 10th-best by D1Baseball.com, and 10th-best by Perfect Game.

CAREER STATS

YEAR	AVG.	G-GS	AB	R	H	2B	3B	HR	RBIS	BB	HBP	SO	SB-A
2016	.307	52-38	153	24	47	6	3	1	21	17	4	34	4-6
2017	.329	53-53	222	36	73	15	1	8	53	15	2	31	10-13
TOTALS	.320	105-91	375	60	120	21	4	9	74	32	6	65	14-19



45 KYLE SHIMP

RS Fr. • LHP • 6-7 • 220
Yorkville, Ill • Yorkville HS



2017 GAME-BY-GAME STATS

#45 Shimp, Kyle - 14 appearances (All games)

Date	Opponent	GS	IP	H	R	ER	BB	SO	2B	3B	HR	WP	BK	HBP	IBB	Score	W-L	Sv	ERA	NP
Feb 22	LORAS COLLEGE		2.0	0	0	0	2	3	0	0	0	1	0	0	0	8-1	0-0	0	0.00	39
Mar 05	at Minnesota		1.0	0	1	1	2	0	0	0	0	0	0	0	0	3-6	0-0	0	3.00	19
Mar 10	vs Villanova		0.2	1	1	1	3	1	0	0	0	0	0	0	0	1-10	0-0	0	4.91	29
Mar 19	at Kansas State		1.2	0	0	0	2	1	0	0	0	0	0	0	0	12-11	1-0	0	3.38	23
Mar 22	BRADLEY		1.0	1	0	0	0	1	0	0	0	0	0	0	0	12-1	1-0	0	2.84	21
Mar 26	PURDUE		2.0	1	0	0	1	3	0	0	0	0	0	0	0	7-2	2-0	0	2.16	35
Apr 01	UNLV-2		0.2	1	3	0	1	1	0	0	0	0	0	0	0	7-6	2-0	0	2.00	18
Apr 04	SOUTH DAKOTA STA		2.0	1	0	0	0	0	0	0	0	0	0	0	0	4-3	3-0	0	1.64	27
Apr 08	at Northwestern		2.1	1	0	0	1	3	0	0	0	0	0	0	0	5-7	3-0	0	1.35	39
May 02	at Western Illinois		2.0	2	0	0	0	3	0	0	0	1	0	0	0	5-7	3-0	0	1.17	34
May 07	at Michigan State		2.0	1	1	1	1	1	1	0	0	1	2	0	0	9-4	4-0	0	1.56	33
May 12	OHIO STATE		1.2	2	3	3	2	2	0	0	1	0	0	0	0	9-5	4-0	0	2.84	41
May 16	OMAHA		1.0	0	0	0	0	2	0	0	0	0	0	0	0	9-8	5-0	0	2.70	11
May 19	at Illinois-1		0.1	2	4	2	1	0	0	0	0	1	0	0	0	8-12	5-1	0	3.54	11
Totals		0	20.1	13	13	8	16	21	1	0	1	4	2	0	0	99-83	5-1	0	3.54	-

CAREER-HIGHS

IP: 2.1 AT NORTHWESTERN, 4/8/17
 H: 2, 3X, LAST AT ILLINOIS, 5/19/17
 R: 4 AT ILLINOIS, 5/19/17
 ER: 3 VS. OHIO STATE, 5/12/17
 SO: 3, 3X, LAST AT WESTERN ILLINOIS, 5/2/17
 BB: 3 VS. VILLANOVA, 3/10/17

SEASON HIGHLIGHTS

- Missed three weeks from April 11-May 1 after being diagnosed with mono
- Is 5-1 with a 3.54 ERA over 14 appearances... has allowed just 13 hits over 20.1 innings and has 21 strikeouts, but 16 walks... holding opponents to a .181 batting average
- Picked up his fifth win, tossing one perfect inning and striking out a pair against Omaha (5/16)... tallied his fourth win, allowing one run on one hit over two innings of relief at Michigan State (5/7)
- Returned to the mound for his first appearance in nearly a month... tossed two shutout innings, fanning three at Western Illinois (5/2)
- Tallied his third win, tossing two shutout innings, allowing one hit against South Dakota State (4/4)
- Notched his second win, allowing one hit and fanning three in two shutout innings in series-clinching victory over Purdue (3/26)
- Earned his first career victory, tossing 1 2/3 shutout innings at Kansas State (3/19)

CAREER STATS

YEAR	ERA	W-L	APP	GS	CG	SHO	SV	IP	H	R	ER	BB	SO
2017	3.54	5-1	14	0	0	0	0	20.1	13	13	8	16	21
TOTALS	3.54	5-1	14	0	0	0	0	20.1	13	13	8	16	21



STARTING LINEUPS BY GAME

Date	Opp.	C	1B	2B	3B	SS	LF	CF	RF	DH/P
2/17	at USF	Cropley	Adams	Boe	Hoeg	McCoy	Whelan	Jenkins	Neustrom	Guzzo
2/18	at USF	Cropley	Adams	Boe	Crowl	McCoy	Whelan	Norman	Neustrom	Guzzo
2/19	at USF	Cropley	Adams	Boe	Crowl	McCoy	Whelan	Jenkins	Neustrom	Farley
2/22	Loras	Cropley	Adams	Boe	Hoeg	McCoy	Whelan	Norman	Neustrom	Guzzo
2/24	vs. Ala. St.	Cropley	Adams	Boe	Hoeg	McCoy	Whelan	Jenkins	Neustrom	Guzzo
2/25	vs. Ala. St.	Cropley	Adams	Boe	Crowl	McCoy	Whelan	Norman	Neustrom	Guzzo
2/26	vs. More. St.	Cropley	Adams	Boe	Hoeg	McCoy	Whelan	Neustrom	Woods	Fricke
3/3	vs. Hawai'i	Cropley	Adams	Boe	Hoeg	McCoy	Whelan	Norman	Neustrom	Fricke
3/4	vs. ORU	Cropley	Adams	Boe	Hoeg	McCoy	Whelan	Norman	Neustrom	Fricke
3/5	at Minn.	Guzzo	Adams	Boe	Hoeg	McCoy	Whelan	Norman	Neustrom	Judkins
3/7	N. Illinois	Cropley	Adams	Boe	Hoeg	McCoy	Whelan	Norman	Neustrom	Judkins
3/10	vs. Villanova	Cropley	Adams	Boe	Hoeg	McCoy	Whelan	Norman	Neustrom	Judkins
3/11	vs. Bucknell	Cropley	Adams	Boe	Hoeg	McCoy	Whelan	Norman	Neustrom	Judkins
3/12	vs. Lehigh-1	Cropley	Adams	Boe	Hoeg	McCoy	Whelan	Norman	Neustrom	Farley
3/13	vs. Lehigh-2	Cropley	Adams	Boe	Hoeg	McCoy	Whelan	Norman	Neustrom	Judkins
3/17	at K-State	Cropley	Adams	Boe	Hoeg	McCoy	Whelan	Norman	Neustrom	Judkins
3/18	at K-State	Cropley	Adams	Boe	Crowl	McCoy	Whelan	Norman	Neustrom	Judkins
3/19	at K-State	Cropley	Adams	Boe	Hoeg	Crowl	Whelan	Norman	Neustrom	Fricke
3/22	Bradley	Cropley	Adams	Boe	Hoeg	McCoy	Whelan	Norman	Neustrom	Guzzo
3/24	Purdue	Cropley	Adams	Boe	Hoeg	McCoy	Whelan	Norman	Neustrom	Judkins
3/25	Purdue	Cropley	Adams	Boe	Hoeg	McCoy	Whelan	Norman	Neustrom	Judkins
3/26	Purdue	Cropley	Adams	Whelan	Hoeg	McCoy	Norman	Jenkins	Neustrom	Judkins
3/28	Grand View	Guzzo	Adams	Whelan	Hoeg	McCoy	Farley	Norman	Neustrom	Judkins
3/31	UNLV	Cropley	Adams	Boe	Hoeg	McCoy	Whelan	Norman	Neustrom	Farley
4/1	UNLV	Cropley	Adams	Boe	Hoeg	McCoy	Whelan	Norman	Neustrom	Judkins
4/4	SD State	Cropley	Adams	Boe	Hoeg	McCoy	Whelan	Norman	Neustrom	Farley
4/7	at NW	Cropley	Adams	Boe	Hoeg	McCoy	Whelan	Norman	Neustrom	Guzzo
4/8	at NW	Cropley	Adams	Boe	Hoeg	McCoy	Whelan	Norman	Neustrom	Guzzo
4/9	at NW	Cropley	Adams	Boe	Woods	McCoy	Whelan	Norman	Neustrom	Hoeg
4/11	W. Illinois	Cropley	Adams	Boe	Hoeg	McCoy	Whelan	Norman	Neustrom	Guzzo
4/14	at Nebraska	Cropley	Adams	Boe	Hoeg	McCoy	Whelan	Norman	Neustrom	Guzzo
4/15	at Nebraska	Cropley	Adams	Boe	Hoeg	McCoy	Whelan	Norman	Neustrom	Guzzo
4/16	at Nebraska	Cropley	Adams	Boe	Hoeg	McCoy	Whelan	Norman	Neustrom	Guzzo
4/19	at Bradley	Cropley	Adams	Boe	Hoeg	McCoy	Whelan	Norman	Neustrom	Guzzo
4/21	Rutgers	Cropley	Adams	Boe	Hoeg	McCoy	Whelan	Norman	Neustrom	Guzzo
4/22	Rutgers	Cropley	Adams	Boe	Hoeg	McCoy	Whelan	Norman	Neustrom	Guzzo
4/23	Rutgers	Cropley	Adams	Boe	Hoeg	McCoy	Whelan	Norman	Neustrom	Guzzo
4/25	Milwaukeee	Guzzo	Adams	Boe	Hoeg	McCoy	Cropley	Jenkins	Neustrom	Farley
4/28	Penn St.	Cropley	Adams	Boe	Hoeg	McCoy	Whelan	Norman	Neustrom	Guzzo
4/28	Penn St.	Cropley	Adams	Boe	Hoeg	McCoy	Norman	Jenkins	Neustrom	Guzzo
4/29	Penn St.	Guzzo	Adams	Boe	Hoeg	McCoy	Cropley	Norman	Neustrom	Judkins
5/2	at W. Illinois	Fricke	Adams	Boe	Hoeg	McCoy	Cropley	Norman	Neustrom	Judkins
5/5	at Michigan St.	Cropley	Adams	Boe	Hoeg	McCoy	Whelan	Norman	Neustrom	Judkins
5/6	at Michigan St.	Cropley	Adams	Boe	Hoeg	McCoy	Whelan	Norman	Neustrom	Judkins
5/7	at Michigan St.	Cropley	Adams	Boe	Hoeg	McCoy	Whelan	Norman	Neustrom	Judkins
5/12	Ohio St.	Cropley	Adams	Boe	Hoeg	McCoy	Whelan	Norman	Neustrom	Judkins
5/13	Ohio St.	Cropley	Adams	Boe	Hoeg	McCoy	Whelan	Norman	Neustrom	Judkins
5/14	Ohio St.	Cropley	Adams	Boe	Hoeg	McCoy	Whelan	Norman	Neustrom	Judkins
5/16	Omaha	Cropley	Adams	Boe	Hoeg	McCoy	Woods	Norman	Neustrom	Whelan
5/18	at Illinois	Cropley	Adams	Boe	Hoeg	McCoy	Whelan	Norman	Neustrom	Judkins
5/19	at Illinois	Cropley	Adams	Boe	Hoeg	McCoy	Whelan	Norman	Neustrom	Judkins
5/19	at Illinois	Cropley	Adams	Boe	Hoeg	McCoy	Whelan	Norman	Neustrom	Judkins

PINCH-HITTING BREAKDOWN

Player	Avg.	AB-H-RBI	2B-3B-HR	BB-HBP-SO
Kyle Crowl	.000	7-0-0	0-0-0	0-0-1
Luke Farley	.455	11-5-1	1-0-0	3-0-4
Zach Fricke	.000	9-0-0	0-0-0	0-0-4
Austin Guzzo	.000	4-0-0	0-0-0	2-0-2
Matt Hoeg	.500	2-1-1	0-0-0	0-0-0
Justin Jenkins	1.000	1-1-0	0-0-0	0-0-0
Grant Judkins	.667	3-2-1	0-0-1	1-1-0
Mason McCoy	.000	1-0-0	0-0-0	0-0-1
Corbin Woods	.250	4-1-0	0-0-0	1-1-1

STARTING LINEUPS - BATTING ORDER

- Whelan (40), Cropley (6), Norman (6), McCoy (1)
- McCoy (51), Whelan (1), Adams (1)
- Adams (32), Neustrom (21)
- Neustrom (32), Adams (20), Hoeg (1)
- Norman (19), Cropley (14), Judkins (5), Whelan (5), Guzzo (3), Fricke (3), Hoeg (3), Farley (1)
- Cropley (17), Hoeg (11), Judkins (9), Guzzo (6), Norman (5), Farley (2), Whelan (1), Fricke (1), Crowl (1)
- Hoeg (17), Guzzo (10), Norman (7), Judkins (6), Crowl (4), Farley (4), Cropley (3), Whelan (2)
- Hoeg (15), Cropley (11), Norman (8), Boe (7), Guzzo (3), Judkins (3), Woods (2), Jenkins (2), Crowl (1), Fricke (1)
- Boe (44), Jenkins (4), B. Norman (3), Woods (1), Hoeg (1)

CAREER MULTI-HIT GAMES

Player	2015	2016	2017	Total
Jake Adams	--	--	25	25
Mitchell Boe	--	2	10	12
Tyler Cropley	--	--	12	12
Zach Daniels	--	4	--	4
Luke Farley	--	2	--	2
Zach Fricke	--	--	1	1
Austin Guzzo	2	6	4	12
Matt Hoeg	--	--	13	13
Grant Judkins	--	--	5	5
Mason McCoy	--	17	23	40
Robert Neustrom	--	12	24	36
Ben Norman	--	--	15	15
Chris Whelan	--	--	19	19
Corbin Woods	--	2	--	2

CAREER MULTI-RBI GAMES

Player	2015	2016	2017	Total
Jake Adams	--	--	16	16
Mitchell Boe	--	--	5	5
Tyler Cropley	--	--	8	8
Kyle Crowl	--	--	1	1
Zach Daniels	--	1	--	1
Luke Farley	--	3	--	3
Austin Guzzo	1	6	1	8
Matt Hoeg	--	--	9	9
Justin Jenkins	--	--	1	1
Grant Judkins	--	--	3	3
Mason McCoy	--	7	6	13
Robert Neustrom	--	5	12	17
Ben Norman	--	--	5	5
Chris Whelan	--	--	6	6
Corbin Woods	--	--	1	1

HITTING/ON-BASE STREAKS

Player	Hitting	Career	On-Base	Career
Jake Adams	1	10	8	13
Mitchell Boe	1	8	1	14
Tyler Cropley	--	7	2	9
Kyle Crowl	1	1	1	1
Zach Daniels	--	5	--	5
Luke Farley	--	3	--	6
Zach Fricke	--	2	--	2
Matt Hoeg	2	8	3	12
Austin Guzzo	--	5	--	11
Justin Jenkins	--	1	1	3
Grant Judkins	2	5	14	14
Mason McCoy	--	15	--	26
Robert Neustrom	3	14	3	16
Ben Norman	--	5	7	11
Corbin Woods	2	2	3	3
Chris Whelan	--	7	8	14



STARTING PITCHERS

Pitcher	Date	Opp.	Dec.	IP	H	R	ER	BB	SO	NP	Score	Final
Nick Gallagher	2/17	at USF	ND	7.0	5	1	1	1	4	82	4-0	4-9
C.J. Eldred	2/18	at USF	ND	6.0	3	1	1	0	4	70	2-1	4-2
Shane Ritter	2/19	at USF	L	1.0	2	3	3	2	1	23	0-3	0-6
Grant Judkins	2/22	Loras College	W	3.0	1	0	0	1	4	46	5-0	8-1
Nick Gallagher	2/24	vs. Alabama St.	W	7.0	7	2	2	2	7	103	6-2	9-2
Cole McDonald	2/25	vs. Alabama St.	L	3.0	7	4	4	2	4	76	4-0	3-4
Drake Robison	2/26	vs. Morehead St.	ND	4.0	7	3	3	2	3	75	6-3	14-7
Nick Gallagher	3/3	vs. Hawai'i	W	8.0	7	3	3	0	8	107	6-3	7-6
Cole McDonald	3/4	vs. Oral Roberts	W	5.0	4	3	3	3	4	85	4-2	7-5
Drake Robison	3/5	at Minnesota	L	3.2	5	4	4	4	3	75	3-4	3-6
Grant Judkins	3/7	N. Illinois	ND	3.0	5	5	5	2	5	62	5-2	12-8
Nick Gallagher	3/10	vs. Villanova	L	5.0	8	5	5	1	7	83	0-5	1-10
Cole McDonald	3/11	vs. Bucknell	L	6.1	5	3	3	2	5	--	1-1	1-7
Drake Robison	3/12-1	vs. Lehigh	W	6.0	6	5	5	0	9	94	13-5	15-7
Grant Judkins	3/12-2	vs. Lehigh	ND	4.0	3	1	1	1	5	69	1-1	8-3
Ryan Erickson	3/17	at K-State	L	5.2	7	2	2	1	4	86	0-2	0-3
Cole McDonald	3/18	at K-State	ND	5.0	4	1	1	2	4	83	2-1	4-5
Drake Robison	3/19	at K-State	ND	5.0	8	4	4	0	5	64	7-4	12-11
Grant Judkins	3/22	Bradley	ND	3.0	1	1	1	1	3	46	12-1	12-1
Nick Gallagher	3/24	Purdue	ND	5.0	5	0	0	2	4	75	0-0	0-2
Ryan Erickson	3/25	Purdue	ND	4.2	6	1	1	0	3	77	0-1	5-1
Cole McDonald	3/26	Purdue	ND	2.2	1	1	1	2	2	51	1-1	7-2
Grant Judkins	3/28	Grand View	ND	2.0	3	3	2	1	3	45	0-3	6-5
Nick Gallagher	3/31	UNLV	W	7.0	3	0	0	0	6	97	1-0	3-0
Ryan Erickson	4/1-1	UNLV	ND	6.2	5	3	1	4	4	91	2-3	6-5
Cole McDonald	4/1-2	UNLV	ND	4.0	6	2	2	1	4	65	3-2	7-6
Drake Robison	4/4	SD State	ND	2.0	0	1	1	3	1	33	0-1	4-3
Nick Gallagher	4/7	at N'western	W	7.0	3	0	0	2	5	101	5-0	14-2
Ryan Erickson	4/8	at N'western	ND	3.0	3	5	3	2	1	56	2-5	5-7
Cole McDonald	4/9	at N'western	ND	3.0	6	4	4	1	4	56	5-4	5-7
Elijah Wood	4/11	W. Illinois	ND	3.0	2	0	0	1	2	48	1-0	4-1
Nick Gallagher	4/14	at Nebraska	ND	3.1	4	5	3	5	2	79	3-5	7-6
Ryan Erickson	4/15	at Nebraska	W	6.0	6	3	2	2	5	100	5-3	5-3
Cole McDonald	4/16	at Nebraska	ND	3.0	5	3	2	2	1	62	0-3	6-8
Drake Robison	4/19	at Bradley	ND	4.0	4	1	1	2	3	66	0-1	4-6
Nick Gallagher	4/21	Rutgers	W	6.0	5	2	2	4	4	113	8-2	8-3
Ryan Erickson	4/22	Rutgers	L	6.0	6	4	1	2	3	97	1-4	3-5
Cole McDonald	4/23	Rutgers	L	2.0	2	4	4	4	2	42	0-3	5-13
Elijah Wood	4/25	Milwaukee	ND	2.0	4	2	2	0	2	31	2-2	4-3
Nick Gallagher	4/28-1	Penn State	W	8.0	3	2	1	0	10	108	4-2	4-2
Ryan Erickson	4/28-2	Penn State	W	7.1	4	1	1	1	3	108	8-1	8-2
Elijah Wood	4/29	Penn State	ND	3.1	7	0	0	1	0	66	0-0	9-1
Cole McDonald	5/2	at W. Illinois	L	0.2	1	2	2	2	0	14	0-2	5-7
Nick Gallagher	5/5	at Michigan St.	ND	7.0	9	1	1	1	6	118	2-1	3-2
Ryan Erickson	5/6	at Michigan St.	ND	7.0	5	1	1	3	3	84	1-1	1-2
Elijah Wood	5/7	at Michigan St.	ND	3.2	4	1	1	1	1	62	4-1	9-4
Nick Gallagher	5/12	Ohio State	W	7.0	10	2	2	1	9	111	7-2	9-5
Ryan Erickson	5/13	Ohio State	L	4.0	7	5	5	2	3	90	1-5	7-12
Elijah Wood	5/14	Ohio State	ND	2.0	7	6	6	2	2	57	2-6	11-10
Drake Robison	5/16	Omaha	ND	1.0	3	2	2	2	2	35	1-2	9-8
Nick Gallagher	5/18	at Illinois	W	6.0	7	5	4	2	5	99	6-5	6-5
Ryan Erickson	5/19	at Illinois	ND	5.0	6	2	2	3	3	87	6-2	8-12
Elijah Wood	5/19	at Illinois	W	7.1	10	3	3	0	3	111	7-3	8-3

STARTING PITCHER RECORDS

Pitcher	2017	Career
Nick Allgeyer	--	0-0
C.J. Eldred	--	3-8
Ryan Erickson	2-3	2-4
Nick Gallagher	8-1	9-3
Grant Judkins	1-0	1-0
Cole McDonald	2-4	6-4
Shane Ritter	0-1	0-1
Drake Robison	1-1	1-1
Elijah Wood	1-0	1-0

STARTING PITCHER STATS

Pitcher	Starts	IP	W-L	R-ER	BB-K	ERA	B/AVG.
C.J. Eldred	1	6.0	0-0	1-1	0-4	1.50	.150
Ryan Erickson	10	55.1	2-3	27-19	22-34	3.09	.272
Nick Gallagher	13	83.1	8-1	28-24	21-77	2.59	.245
Grant Judkins	5	15.0	1-0	10-9	6-20	5.40	.220
Cole McDonald	10	34.2	1-4	27-26	21-30	6.75	.311
Shane Ritter	1	1.0	0-1	3-3	2-1	27.00	.500
Drake Robison	7	25.2	1-1	20-20	13-26	7.01	.320
Elijah Wood	6	21.1	1-0	12-12	5-10	5.06	.370
TOTALS	53	242.1	14-10	128-114	90-202	4.23	.279

RUN SUPPORT

	Starts	Total Runs	Avg.
C.J. Eldred	1	4	4.0
High: 4, at South Florida, 2/18/17			
Low: 4, at South Florida, 2/18/17			
Ryan Erickson	10	48	4.8
High: 8, 2X, last at Illinois, 5/19/17			
Low: 0, at K-State, 3/17/17			
Nick Gallagher	13	75	5.7
High: 14 at Northwestern, 4/7/17			
Low: 0, vs. Purdue, 3/24/17			
Grant Judkins	5	46	9.2
High: 12, 2X, last vs. Bradley, 3/22/17			
Low: 6 vs. Grand View, 3/28/17			
Cole McDonald	10	50	5.0
High: 7, 3X, last vs. UNLV, 4/1/17			
Low: 1, vs. Bucknell, 3/11/17			
Shane Ritter	1	0	0.0
High: 0, at South Florida, 2/19			
Low: 0, at South Florida, 2/19			
Drake Robison	7	61	8.7
High: 15 vs. Lehigh, 3/12/17			
Low: 3 vs. Minnesota, 3/5/17			
Elijah Wood	6	45	7.5
High: 11 vs. Ohio State, 5/14/17			
Low: 4, 2X, last vs. Milwaukee, 4/25/17			



BULLPEN STATISTICS

Pitcher	W-L-S	App.	ERA	IP	H	R	ER	BB	K	B/Avg.
Zach Daniels	7-3-1	21	3.57	45.1	48	23	18	22	51	.284
Ryan Erickson	0-0-1	4	5.14	7.0	9	4	4	4	7	.310
Grant Judkins	0-0-0	5	12.79	6.1	15	10	9	4	3	.484
Grant Leonard	0-0-0	2	4.50	2.0	3	1	1	1	0	.375
Sammy Lizarraga	0-0-0	10	6.00	15.0	24	11	10	6	12	.358
Josh Martsching	3-0-6	24	2.88	34.1	28	15	11	8	38	.228
Cole McDonald	1-0-0	2	4.50	6.0	6	3	3	0	7	.273
Nick Nelsen	0-3-0	23	6.48	25.0	30	20	18	9	19	.303
Sam Norman	0-0-0	4	0.00	3.2	3	3	0	2	4	.250
Shane Ritter	2-1-4	19	4.44	24.1	26	12	12	19	23	.286
Drake Robison	2-1-0	11	6.33	21.1	28	15	15	12	22	.322
Kyle Shimp	5-1-0	14	3.54	20.1	13	13	8	16	21	.181
Elijah Wood	0-0-0	8	3.45	15.2	18	7	6	4	7	.290
TOTALS	20-9-12	--	4.57	226.1	251	137	115	107	214	.288

BULLPEN STATISTICS

Opponent	Date	W-L-S	Pitchers	Inn.	H	R-ER	BB-SO
at South Florida	2/17	0-1-0	Daniels, Martsching, Nelsen	1.0	6	8-4	3-0
at South Florida	2/18	1-0-0	McDonald	3.0	2	1-1	0-4
at South Florida	2/19	0-0-0	Erickson, Robison, Judkins	7.0	8	3-3	5-8
Loras College	2/22	0-0-0	Shimp, Nelsen, Lizarraga, Ritter, Daniels	6.0	2	1-1	4-11
vs. Alabama St.	2/24	0-0-0	Erickson	2.0	1	0-0	1-1
vs. Alabama St.	2/25	0-0-0	Martsching, Nelsen	6.0	1	0-0	2-4
vs. Morehead St.	2/26	1-0-0	Ritter, Lizarraga, Daniels	5.0	6	4-3	2-2
vs. Hawai'i	3/3	0-0-0	Daniels	1.0	4	3-3	1-1
vs. Oral Roberts	3/4	0-0-1	Martsching, Erickson	4.0	3	2-2	0-4
at Minnesota	3/5	0-0-0	Daniels, Shimp, Nelsen	4.0	4	2-2	3-3
Northern Illinois	3/7	1-0-1	Wood, Ritter, Martsching	6.0	3	3-3	2-9
vs. Villanova	3/10	0-0-0	Shimp, Nelsen, Norman, Leonard	4.0	5	5-2	4-4
vs. Bucknell	3/11	0-0-0	Erickson, Martsching, Nelsen, Wood	2.2	8	4-4	2-0
vs. Lehigh-1	3/12	0-0-0	Lizarraga	3.0	5	2-2	0-5
vs. Lehigh-2	3/12	1-0-0	Ritter, Daniels	5.0	5	2-2	3-5
at K-State	3/17	0-0-0	Nelsen, Norman, Martsching	2.1	2	1-1	2-3
at K-State	3/18	0-1-0	Wood, Daniels, Nelsen, Ritter	4.2	5	4-3	4-1
at K-State	3/19	1-0-1	Judkins, Lizarraga, Martsching, Shimp, Ritter	5.0	10	7-7	4-4
Bradley	3/22	1-0-0	Wood, Daniels, Ritter, Nelsen, Norman, Shimp	6.0	3	0-0	2-10
Purdue	3/24	0-1-0	Martsching, Robison, Nelsen	4.0	2	2-2	2-8
Purdue	3/25	1-0-1	Daniels, Ritter	4.1	2	0-0	2-4
Purdue	3/26	1-0-0	Robison, Martsching, Shimp, Ritter	6.1	6	1-1	2-8
Grand View	3/28	1-0-0	Wood, Nelsen, Daniels	7.0	4	2-1	0-3
UNLV	3/31	0-0-1	Martsching	2.0	0	0-0	1-1
UNLV-1	4/1	1-0-0	Daniels	2.1	3	2-2	0-2
UNLV-2	4/1	1-0-0	Wood, Robison, Shimp, Ritter	5.0	7	4-1	4-3
South Dakota St.	4/4	1-0-1	Wood, Daniels, Shimp, Martsching	7.0	5	2-2	1-3
at N'western	4/7	0-0-0	Nelsen	2.0	5	2-2	0-1
at N'western	4/8	0-1-0	Daniels, Shimp	5.0	5	2-2	1-3
at N'western	4/9	0-1-0	Martsching, Ritter, Robison	5.0	5	2-2	2-3
W. Illinois	4/11	1-0-1	Judkins, Robison, Ritter	6.0	8	1-1	2-5
at Nebraska	4/14	1-0-0	Daniels, Nelsen, Martsching	6.2	6	1-1	3-8
at Nebraska	4/15	0-0-1	Ritter	3.0	3	0-0	2-1
at Nebraska	4/16	0-1-0	Wood, Nelsen, Martsching, Daniels	5.0	7	5-5	1-3
at Bradley	4/19	0-1-0	Lizarraga, Judkins, Nelsen, Ritter	4.0	8	5-4	1-5
Rutgers	4/21	0-0-1	Daniels	3.0	4	1-1	1-3
Rutgers	4/22	0-0-0	Martsching	3.0	4	1-1	1-2
Rutgers	4/23	0-0-0	Robison, Nelsen, Lizarraga, Ritter	7.0	14	9-9	2-3
Milwaukee	4/25	1-0-0	Lizarraga, Martsching, Leonard, Daniels, Robison	7.0	5	1-1	2-10
Penn State-1	4/28	0-0-1	Martsching	1.0	1	0-0	0-1
Penn State-2	4/28	0-0-0	Ritter, Martsching	1.2	1	1-1	3-0
Penn State	4/29	1-0-0	Robison, Daniels	5.2	4	1-1	3-5
at W. Illinois	5/2	0-0-0	Robison, Ritter, Shimp, Lizarraga, Nelsen	7.1	7	5-5	6-5
at Michigan St.	5/5	1-0-0	Martsching	2.0	1	1-1	0-1
at Michigan St.	5/6	0-1-0	Daniels	1.0	1	1-0	1-1
at Michigan St.	5/7	1-0-1	Nelsen, Shimp, Martsching	5.1	6	3-3	1-3
Ohio State	5/12	0-0-0	Shimp, Nelsen	2.0	2	3-3	2-3
Ohio State	5/13	0-0-0	Robison, Lizarraga, Nelsen, Martsching	5.0	12	7-7	3-5
Ohio State	5/14	1-0-0	Ritter, Daniels, Martsching	7.0	9	4-4	3-8
Omaha	5/16	1-0-0	McDonald, Ritter, Nelsen, Judkins, Norman, Shimp	8.0	7	6-5	4-9
at Illinois	5/18	0-0-1	Nelsen, Martsching	3.0	4	0-0	1-0
at Illinois	5/19	0-1-0	Lizarraga, Shimp, Daniels	3.0	10	10-4	5-3
at Illinois	5/19	0-0-0	Nelsen, Martsching	1.2	0	0-0	0-2

SAVE OPPORTUNITIES

Pitcher	2017	Career
Nick Allgeyer	--	3/3
Zach Daniels	1/2	6/8
Ryan Erickson	1/1	2/2
Josh Martsching	6/8	10/12
Shane Ritter	4/4	4/4

INHERITED RUNNERS

Pitcher	2017	Career
Nick Allgeyer	--	14/3
Zach Daniels	27/11	42/14
C.J. Eldred	--	2/1
Ryan Erickson	2/2	39/17
Nick Gallagher	--	11/1
Grant Judkins	2/0	2/0
Grant Leonard	0/0	0/0
Sammy Lizarraga	4/4	7/5
Josh Martsching	24/9	50/21
Cole McDonald	0/0	0/0
Nick Nelsen	21/6	21/6
Sam Norman	3/1	3/1
Shane Ritter	17/8	19/10
Drake Robison	9/1	9/1
Kyle Shimp	9/1	9/1
Elijah Wood	5/3	5/3



2017 IOWA BASEBALL OVERALL STATISTICS

Record: 34-19 Home: 19-4 Away: 9-12 Neutral: 6-3 B1G: 15-9

Player	avg	gp-gs	ab	r	h	2b	3b	hr	rbi	tb	slg%	bb	hp	so	gdp	ob%	sf	sh	sb-att	po	a	e	fld%	
35 Adams, Jake	.344	53-53	212	48	73	14	0	24	65	159	.750	27	5	46	5	.427	2	0	5-6	467	35	5	.990	
44 Neustrom, Robert	.329	53-53	222	36	73	15	1	8	53	114	.514	15	2	31	7	.372	3	0	10-13	101	5	0	1.000	
1 McCoy, Mason	.329	53-52	219	49	72	16	2	4	31	104	.475	24	3	20	6	.398	3	1	7-10	106	185	8	.973	
28 Whelan, Chris	.318	49-49	176	33	56	9	0	5	20	80	.455	28	10	32	3	.437	1	2	5-8	57	8	4	.942	
9 Norman, Ben	.292	51-48	178	31	52	9	1	1	14	66	.371	25	6	29	1	.397	0	1	14-18	94	5	4	.961	
3 Hoeg, Matt	.274	52-48	168	26	46	14	1	4	32	74	.440	21	1	43	3	.352	3	0	2-6	21	76	5	.951	
5 Cropley, Tyler	.256	53-51	176	32	45	8	1	6	31	73	.415	24	4	34	1	.358	0	8	5-8	380	40	4	.991	
4 Boe, Mitchell	.241	53-51	170	27	41	8	2	0	21	53	.312	22	1	26	0	.328	2	3	4-5	75	142	4	.982	

7 Judkins, Grant	.263	29-23	80	7	21	1	0	2	12	28	.350	16	4	20	2	.410	0	1	1-3	1	0	0	1.000	
20 Guzzo, Austin	.229	30-22	70	14	16	1	0	2	10	23	.329	15	1	21	1	.372	0	2	3-4	30	2	0	1.000	
14 Woods, Corbin	.222	21-3	18	12	4	0	0	1	3	7	.389	3	1	4	0	.364	0	0	1-1	2	2	0	1.000	
8 Farley, Luke	.212	21-7	33	3	7	1	0	0	1	8	.242	7	1	18	0	.366	0	0	1-2	0	0	0	.000	
6 Jenkins, Justin	.154	35-6	26	7	4	2	0	0	3	6	.231	5	3	10	0	.343	1	1	1-1	30	2	0	1.000	
16 Fricke, Zach	.138	15-5	29	3	4	2	0	0	3	6	.207	4	0	13	0	.235	1	0	0-0	13	1	0	1.000	
23 Crowl, Kyle	.063	18-6	32	1	2	1	0	1	4	6	.188	1	2	12	1	.143	0	0	0-0	4	13	2	.895	
2 Daniels, Zach	.000	1-0	0	0	0	0	0	0	0	0	.000	0	0	0	0	.000	0	0	0-0	4	4	0	1.000	
Totals	.285	53	1809	329	516	101	8	58	303	807	.446	237	44	359	30	.378	16	19	59-85	1406	590	45	.978	
Opponents	.283	53	1794	265	508	86	17	33	243	727	.405	197	34	416	45	.363	13	34	33-54	1374	507	61	.969	

LOB - Team (424), Opp (401). DPs turned - Team (56), Opp (44). CI - Team (0), Opp (2). IBB - Team (5), Adams 3, B. Norman 1, Neustrom 1, Opp (4). Picked off - B. Norman 4, Whelan 2, McCoy 2, Judkins 1, Fricke 1, Boe 1, Cropley 1.

(All games Sorted by Earned run avg)

Player	era	w-l	app	gs	cg	sho	sv	ip	h	r	er	bb	so	2b	3b	hr	b/avg	wp	hp	bks	sfa	sha
30 Gallagher, Nick	2.59	8-1	13	13	0	0/1	0	83.1	76	28	24	21	77	10	1	8	.245	3	2	0	0	6
41 Erickson, Ryan	3.32	2-3	14	10	0	0/0	1	62.1	64	31	23	26	41	11	2	3	.277	5	2	2	2	6

32 Norman, Sam	0.00	0-0	4	0	0	0/0	0	3.2	3	3	0	2	4	1	0	0	.250	2	1	0	1	2
33 Eldred, CJ.	1.50	0-0	1	1	0	0/0	0	6.0	3	1	1	0	4	0	1	0	.150	0	0	0	0	0
17 Martsching, Josh	2.88	3-0	24	0	0	0/1	6	34.1	28	15	11	8	38	9	1	2	.228	1	4	0	2	2
45 Shimp, Kyle	3.54	5-1	14	0	0	0/0	0	20.1	13	13	8	16	21	1	0	1	.181	4	0	2	1	1
2 Daniels, Zach	3.57	7-3	21	0	0	0/0	1	45.1	48	23	18	22	51	7	1	3	.284	5	3	0	2	4
26 Wood, Elijah	4.38	1-0	14	6	0	0/0	0	37.0	52	19	18	9	17	7	1	3	.338	3	2	2	0	2
43 Leonard, Grant	4.50	0-0	2	0	0	0/0	0	2.0	3	1	1	1	0	1	1	0	.375	0	0	0	0	0
18 Ritter, Shane	5.33	2-2	20	1	0	0/0	4	25.1	28	15	15	21	24	5	2	1	.295	5	4	0	1	1
29 Lizarraga, Sammy	6.00	0-0	10	0	0	0/0	0	15.0	24	11	10	6	12	6	0	1	.358	2	2	0	0	1
11 McDonald, Cole	6.42	2-4	12	10	0	0/0	0	40.2	47	30	29	21	37	6	2	3	.305	5	4	0	0	4
12 Nelsen, Nick	6.48	0-3	23	0	0	0/0	0	25.0	30	20	18	9	19	6	2	0	.303	2	3	0	1	3
42 Robison, Drake	6.70	3-2	18	7	0	0/0	0	47.0	61	35	35	25	48	12	2	4	.321	6	2	0	3	2
7 Judkins, Grant	7.59	1-0	10	5	0	0/0	0	21.1	28	20	18	10	23	4	1	4	.311	3	5	1	0	0
Totals	4.40	34-19	53	53	0	1/1	12	468.2	508	265	229	197	416	86	17	33	.283	46	34	7	13	34
Opponents	5.76	19-34	53	53	0	3/3	10	458.0	516	329	293	237	359	101	8	58	.285	45	44	7	16	19

PB - Team (12), Cropley 8, Guzzo 2, Fricke 2, Opp (9). Pickoffs - Team (6), Cropley 2, Robison 2, Martsching 1, Daniels 1, Opp (12). SBA/ATT - Cropley (27-44), Erickson (5-9), McDonald (3-7), Gallagher (3-7), Nelsen (5-7), Daniels (4-6), Guzzo (3-4), Fricke (3-3), Wood (1-3), Ritter (2-3), Judkins (3-3), Shimp (2-3), Robison (1-2), Martsching (2-2), Lizarraga (2-2).



2017 IOWA BASEBALL B1G-ONLY STATISTICS

Record: 15-9 Home: 8-4 Away: 7-5 B1G: 15-9

Player	avg	gp-gs	ab	r	h	2b	3b	hr	rbi	tb	slg%	bb	hp	so	gdp	ob%	sf	sh	sb-att	po	a	e	fld%	
35 Adams, Jake	.375	24-24	96	24	36	10	0	10	26	76	.792	17	0	18	2	.461	2	0	3-4	217	16	0	1.000	
1 McCoy, Mason	.350	24-24	103	26	36	6	1	3	13	53	.515	9	2	12	3	.405	2	0	4-6	51	86	5	.965	
28 Whelan, Chris	.321	22-22	84	13	27	4	0	3	9	40	.476	11	4	16	1	.424	0	1	1-4	23	3	1	.963	
44 Neustrom, Robert	.316	24-24	98	20	31	8	1	5	24	56	.571	9	0	16	5	.367	2	0	5-5	46	1	0	1.000	
5 Cropley, Tyler	.302	24-24	86	17	26	2	1	4	17	42	.488	12	3	11	1	.406	0	3	2-4	168	24	2	.990	
3 Hoeg, Matt	.291	24-24	86	14	25	8	0	3	22	42	.488	11	0	20	2	.364	2	0	2-5	11	40	4	.927	
9 Norman, Ben	.226	24-24	84	14	19	2	0	0	5	21	.250	15	4	15	1	.369	0	1	4-8	46	4	2	.962	
4 Boe, Mitchell	.225	24-23	80	9	18	2	1	0	7	22	.275	7	1	11	0	.295	0	0	2-3	38	66	2	.981	

14 Woods, Corbin	.400	10-1	5	4	2	0	0	1	3	5	1.000	1	1	1	0	.571	0	0	1-1	0	2	0	1.000	
7 Judkins, Grant	.313	16-13	48	4	15	1	0	1	8	19	.396	9	1	11	0	.431	0	1	1-1	0	0	0	.000	
20 Guzzo, Austin	.243	13-11	37	4	9	1	0	0	4	10	.270	3	0	10	0	.300	0	2	1-2	3	1	0	1.000	
8 Farley, Luke	.167	6-0	6	1	1	1	0	0	1	2	.333	2	0	4	0	.375	0	0	0-0	0	0	0	.000	
6 Jenkins, Justin	.091	17-2	11	3	1	0	0	0	2	1	.091	2	0	7	0	.214	1	1	1-1	18	0	0	1.000	
16 Fricke, Zach	.000	2-0	3	0	0	0	0	0	0	0	.000	0	0	2	0	.000	0	0	0-0	3	0	0	1.000	
23 Crowl, Kyle	.000	3-0	2	0	0	0	0	0	0	0	.000	0	0	1	0	.000	0	0	0-0	0	1	0	1.000	
2 Daniels, Zach	.000	1-0	0	0	0	0	0	0	0	0	.000	0	0	0	0	.000	0	0	0-0	2	1	0	1.000	
Totals	.297	24	829	153	246	45	4	30	141	389	.469	108	16	155	15	.385	9	9	27-44	636	282	20	.979	
Opponents	.300	24	816	118	245	46	6	11	106	336	.412	88	15	170	22	.376	7	20	16-29	627	243	37	.959	

LOB - Team (192), Opp (192). DPs turned - Team (27), Opp (23). CI - Team (0), Opp (1). IBB - Team (2), Adams 1, Neustrom 1, Opp (3). Picked off - B. Norman 3, Whelan 1.

(B1G games only Sorted by Earned run avg)

Player	era	w-l	app	gs	cg	sho	sv	ip	h	r	er	bb	so	2b	3b	hr	b/avg	wp	hp	bks	sfa	sha		
30 Gallagher, Nick	2.37	5-0	8	8	0	0/0	0	49.1	46	17	13	17	45	8	1	5	.249	3	1	0	0	3		
41 Erickson, Ryan	3.35	2-2	8	8	0	0/0	0	43.0	43	22	16	17	26	8	1	0	.272	1	2	1	1	6		

2 Daniels, Zach	2.45	2-2	9	0	0	0/0	1	22.0	27	11	6	12	26	6	0	0	.310	3	3	0	1	2		
18 Ritter, Shane	3.00	0-1	7	0	0	0/0	2	12.0	14	4	4	7	7	1	1	0	.318	3	3	0	0	0		
17 Martsching, Josh	3.54	3-0	14	0	0	0/0	3	20.1	17	8	8	4	22	5	1	2	.243	1	2	0	2	2		
29 Lizarraga, Sammy	4.76	0-0	3	0	0	0/0	0	5.2	9	3	3	1	2	4	0	0	.375	0	0	0	0	1		
26 Wood, Elijah	5.59	1-0	5	4	0	0/0	0	19.1	31	12	12	5	7	3	0	2	.369	0	0	1	0	2		
45 Shimp, Kyle	6.48	2-1	5	0	0	0/0	0	8.1	7	8	6	6	9	1	0	1	.241	2	0	2	1	1		
12 Nelsen, Nick	8.49	0-1	10	0	0	0/0	0	11.2	20	11	11	3	10	5	1	0	.377	1	1	0	1	0		
11 McDonald, Cole	9.28	0-1	4	4	0	0/0	0	10.2	14	12	11	9	9	2	0	0	.350	1	3	0	0	2		
42 Robison, Drake	9.31	0-1	6	0	0	0/0	0	9.2	17	10	10	7	7	3	1	1	.405	1	0	0	1	1		
Totals	4.25	15-9	24	24	0	0/0	6	212.0	245	118	100	88	170	46	6	11	.300	16	15	4	7	20		
Opponents	5.86	9-15	24	24	0	1/1	5	209.0	246	153	136	108	155	45	4	30	.297	20	16	3	9	9		

PB - Team (5), Cropley 5, Opp (2). Pickoffs - Team (2), Cropley 1, Martsching 1, Opp (4). SBA/ATT - Cropley (15-25), Erickson (4-8), Gallagher (2-5), Ritter (2-3), Nelsen (2-3), Robison (1-2), Shimp (1-2), McDonald (1-2), Wood (1-2), Daniels (2-2), Guzzo (1-1).



2017 IOWA BASEBALL GAME SUMMARY

Score by innings	1	2	3	4	5	6	7	8	9	EX	Total
IOWA	41	37	41	22	35	34	40	57	20	2	329
Opponents	30	23	31	31	29	31	34	38	17	1	265

Record when ...

Overall	34-19	After 6 leading	25-4
Conference	15-9 trailing	4-12
Non-Conference	19-10 tied	5-3
Home games	19-4	After 7 leading	26-2
Away games	9-12 trailing	3-14
Neutral site	6-3 tied	5-3
Day games	21-16	After 8 leading	26-1
Night games	13-3 trailing	2-18
vs Left starter	8-7 tied	6-0
vs Right starter	26-12		
1-Run games	12-4	Hit 0 home runs	12-9
2-Run games	4-6	... 1 home run	8-6
5+Run games	13-6	... 2+ home runs	14-4
Extra innings	2-1		
Shutouts	1-3	Opponent 0 home runs	20-12
	 1 home run	9-5
	 2+ HRs	5-2
Scoring 0-2 runs	0-6		
..... 3-5 runs	9-10		
..... 6-9 runs	18-3	Made 0 errors	14-8
..... 10+ runs	7-0 1 error	13-8
	 2+ errors	7-3
Opponent 0-2 runs	13-2		
..... 3-5 runs	12-4	Opp. made 0 errors	13-8
..... 6-9 runs	7-9 1 error	11-6
..... 10+ runs	2-4 2+ errors	10-5
Scored in 1st inning	15-3	Out-hit opponent	24-3
Opp. scored in 1st	12-5	Out-hit by opponent	8-14
Scores first	18-6	Hits are tied	2-2
Opp. scores first	16-13		

Record when team scores:

Runs	0	1	2	3	4	5	6	7	8	9	10+
W-L	0-3	0-3	0-0	2-3	5-3	2-4	3-1	5-1	5-1	5-0	7-0

Record when opponent scores:

Runs	0	1	2	3	4	5	6	7	8	9	10+
W-L	1-0	5-0	7-2	6-1	1-1	5-2	3-4	2-3	2-1	0-1	2-4

Record when leading after:

Inn.	1	2	3	4	5	6	7	8
W-L	12-3	16-5	24-4	22-3	22-4	25-4	26-2	26-1

Record when trailing after:

Inn.	1	2	3	4	5	6	7	8
W-L	7-5	7-9	4-10	5-13	9-10	4-12	3-14	2-18

Record when tied after:

Inn.	1	2	3	4	5	6	7	8
W-L	15-11	11-5	6-5	7-3	3-5	5-3	5-3	6-0

Current winning streak: 1
 Longest winning streak: 8
 Longest losing streak: 2

Home attendance : 14779 (21 dates avg = 703)
 Away attendance : 42033 (29 dates avg = 1449)
 Total attendance: 56812 (50 dates avg = 1136)

DEFICITS OVERCOME

Trailed 1-0 after 1 inning at South Florida (2/18)	Won, 4-2
Trailed 2-0 after 2.5 innings vs. Alabama State (2/24)	Won, 9-2
Trailed 3-0 after 1.5 innings vs. Morehead State (2/26)	Won, 14-7
Trailed 1-0 after .5 inning vs. Hawai'i (3/3)	Won, 7-6
Trailed 6-5 after 4.5 innings vs. Northern Illinois (3/7)	Won, 12-8
Trailed 2-1 after 2.5 innings vs. Bucknell (3/11)	Lost, 7-1
Trailed 1-0 through 4 innings at Kansas State (3/18)	Lost, 5-4 (10)
Trailed 1-0 through 5.5 innings vs. Purdue (3/25)	Won, 5-1
Trailed 3-0 through 2.5 innings vs. Grand View (3/28)	Won, 6-5
*Trailed 5-3 through 8.5 innings vs. UNLV (4/1)	Won, 6-5
Trailed 6-4 through 7.5 innings vs. UNLV (4/1)	Won, 7-6
Trailed 3-2 through 6.5 innings vs. South Dakota State (4/4)	Won, 4-3
Trailed 5-2 through 3, 5-3 through 4 innings vs. Northwestern (4/8)	Lost, 5-7
Trailed 6-3 through 5 innings at Nebraska (4/14)	Won, 7-6 (10)
Trailed 1-0 through 3 innings at Nebraska (4/15)	Won, 5-3
Trailed 5-4 through 7 innings at Nebraska (4/16)	Lost, 6-8
Trailed 1-0 through 4 innings at Bradley (4/19)	Lost, 4-6
Trailed 1-0 through 1.5 innings vs. Rutgers (4/21)	Won, 8-3
*Trailed 1-0 through .5 innings vs. Milwaukee (4/25)	Won, 4-3
Trailed 1-0 through 6.5 innings vs. Penn State (4/29)	Won, 9-1
Trailed 1-0 through 5.0 innings at Michigan State (5/6)	Lost, 1-2
*Trailed 9-2 through 6.5 innings vs. Ohio State (5/14)	Won, 11-10
*Trailed 8-3 through 6.5 innings vs. Omaha (5/16)	Won, 9-8
Trailed 3-1 through 2 innings at Illinois (5/18)	Won, 6-5
Trailed 3-1 through 1 inning at Illinois (5/19)	Won, 8-3

* Walkoff wins



2017 IOWA BASEBALL HITTING STATS

Date	Opponent	ab	r	h	rbi	2b	3b	hr	tb	bb	ibb	sb	cs	hbp	sac	sf	gdp	k	po	a	e	lob	avg
Feb 17	at South Florida	31	4	7	4	1	1	0	10	5	0	1	1	0	0	0	2	13	24	12	3	5	.226
Feb 18	at South Florida	34	4	6	4	1	0	3	16	2	0	2	0	0	0	0	0	16	27	11	0	5	.200
Feb 19	at South Florida	30	0	4	0	0	0	0	4	4	0	0	0	0	0	0	1	10	24	9	1	7	.179
Feb 22	LORAS COLLEGE	33	8	8	8	0	1	0	10	6	0	1	1	1	0	0	1	6	27	4	2	8	.195
Feb 24	vs Alabama State	37	9	15	9	4	0	2	25	7	0	0	0	0	0	0	0	5	27	13	0	11	.242
Feb 25	vs Alabama State	32	3	6	3	1	0	1	10	6	0	2	0	0	0	0	0	6	27	8	0	8	.234
Feb 26	vs Morehead State	32	14	10	11	5	0	0	15	9	0	3	0	2	1	1	1	1	27	16	1	7	.245
Mar 03	vs Hawaii	38	7	17	6	4	0	2	27	0	0	3	1	0	0	0	0	5	27	13	1	7	.273
Mar 04	vs Oral Roberts	35	7	10	7	1	0	3	20	4	0	0	1	1	0	0	1	7	27	15	0	6	.275
Mar 05	at Minnesota	29	3	4	3	0	0	1	7	5	0	2	0	0	0	0	1	5	24	12	0	4	.263
Mar 07	NORTHERN ILLINOIS	38	12	15	11	2	0	0	17	6	0	0	0	2	1	0	0	8	27	3	1	11	.276
Mar 10	vs Villanova	31	1	5	1	1	0	0	6	3	0	0	0	1	0	1	0	10	27	9	2	8	.268
Mar 11	vs Bucknell	31	1	9	1	1	0	0	10	7	0	0	2	4	1	1	0	6	27	13	0	16	.269
Mar 12	vs Lehigh	35	15	12	14	4	0	1	19	9	0	1	1	3	0	1	1	3	27	7	0	9	.275
Mar 12	vs Lehigh	40	8	18	7	3	0	0	21	4	0	2	2	0	3	1	1	9	27	10	0	13	.289
Mar 17	at Kansas State	33	0	8	0	0	0	0	8	2	0	0	0	0	0	0	3	5	24	11	0	8	.286
Mar 18	at Kansas State	33	4	4	3	0	0	1	7	4	0	0	0	0	1	0	0	4	29	14	1	4	.276
Mar 19	at Kansas State	40	12	12	12	2	0	3	23	6	1	0	0	2	1	0	0	8	30	16	1	8	.278
Mar 22	BRADLEY	35	12	10	12	1	0	2	17	7	0	1	0	2	0	0	0	7	27	6	1	8	.278
*Mar 24	PURDUE	33	0	8	0	0	1	0	10	4	0	1	2	0	0	0	0	6	27	11	0	10	.276
*Mar 25	PURDUE	31	5	15	5	3	0	0	18	0	0	2	0	2	1	2	0	2	27	10	0	7	.286
*Mar 26	PURDUE	30	7	10	7	3	1	0	15	4	0	0	2	0	1	0	0	5	27	15	1	4	.287
Mar 28	GRAND VIEW	32	6	8	6	1	0	2	15	3	1	1	0	0	0	0	0	4	27	12	2	5	.286
Mar 31	UNLV	29	3	6	3	3	1	0	11	4	1	0	0	0	1	0	0	7	27	10	1	7	.283
Apr 01	UNLV	34	6	8	6	3	0	1	14	3	0	1	0	0	0	0	0	3	27	11	1	5	.281
Apr 01	UNLV	36	7	12	5	5	0	0	17	3	0	3	0	0	1	0	2	3	27	10	3	9	.283
Apr 04	SOUTH DAKOTA STAT	32	4	8	4	2	0	1	13	4	0	2	0	0	0	0	0	10	27	12	0	8	.282
*Apr 07	at Northwestern	36	14	13	13	5	0	1	21	12	0	1	2	1	1	0	1	10	27	13	0	9	.285
*Apr 08	at Northwestern	36	5	10	5	1	0	2	17	4	1	2	0	0	0	0	1	6	24	12	1	8	.285
*Apr 09	at Northwestern	37	5	11	5	1	0	2	18	4	0	2	1	1	0	0	0	5	24	12	0	10	.285
Apr 11	WESTERN ILLINOIS	27	4	7	4	2	0	0	9	2	0	2	0	2	0	2	1	4	27	12	0	5	.285
*Apr 14	at Nebraska	40	7	13	7	0	0	3	22	2	0	1	1	2	1	0	1	5	30	10	2	8	.286
*Apr 15	at Nebraska	37	5	10	5	5	0	0	15	5	0	0	0	1	0	0	0	4	27	14	1	11	.286
*Apr 16	at Nebraska	38	6	11	6	3	0	0	14	2	0	0	0	0	0	0	1	4	24	12	1	7	.286
Apr 19	at Bradley	38	4	10	2	1	0	0	11	2	0	4	0	1	0	0	0	6	24	9	1	10	.285
*Apr 21	RUTGERS	31	8	12	7	2	1	2	22	2	0	1	2	1	0	1	1	3	27	11	0	3	.288
*Apr 22	RUTGERS	36	3	10	3	1	0	2	17	3	0	0	1	0	0	0	2	8	27	15	3	9	.287
*Apr 23	RUTGERS	34	5	6	5	1	0	1	10	3	0	0	1	1	0	0	0	6	27	15	1	6	.284
Apr 25	MILWAUKEE	31	4	7	4	2	0	1	12	3	0	0	0	3	0	0	0	10	27	10	2	9	.283
*Apr 28	PENN STATE	32	4	8	3	0	0	0	8	5	0	1	0	0	0	2	0	7	27	7	1	11	.282
*Apr 28	PENN STATE	32	8	9	7	4	1	1	18	3	0	3	1	0	1	0	0	9	27	12	0	4	.282
*Apr 29	PENN STATE	36	9	12	7	2	0	2	20	7	0	6	0	1	1	0	0	11	27	13	2	12	.284
May 02	at Western Illinois	38	5	11	4	2	0	1	16	1	0	1	0	1	0	0	0	12	24	13	0	8	.284
*May 05	at Michigan State	28	3	5	3	1	0	1	9	6	0	2	1	0	1	0	2	9	27	14	0	5	.282
*May 06	at Michigan State	32	1	5	1	0	0	0	5	1	0	2	0	0	0	1	0	12	24	14	1	6	.279
*May 07	at Michigan State	38	9	13	7	2	0	0	15	5	1	0	2	1	0	0	2	9	27	11	1	8	.281
*May 12	OHIO STATE	37	9	15	6	2	0	1	20	5	0	0	0	0	0	0	3	3	27	8	0	9	.283
*May 13	OHIO STATE	36	7	9	7	2	0	2	17	2	0	2	0	1	1	0	0	7	27	10	0	6	.283
*May 14	OHIO STATE	35	11	12	11	2	0	3	23	3	0	0	0	1	0	1	0	6	27	12	3	5	.284
May 16	OMAHA	36	9	13	8	4	1	3	28	8	0	0	0	3	0	0	0	11	27	7	1	13	.286
*May 18	at Illinois	33	6	7	6	0	0	4	19	7	0	0	1	0	0	1	1	4	27	11	1	8	.284
*May 19	at Illinois	35	8	12	8	3	0	1	18	8	0	0	0	2	1	1	0	4	24	10	1	13	.285
*May 19	at Illinois	36	8	10	7	2	0	2	18	11	0	1	0	1	0	0	0	10	27	10	0	13	.285
Totals		1809	329	516	303	101	8	58	807	237	5	59	26	44	19	16	30	359	1406	590	45	424	.285



2017 IOWA BASEBALL PITCHING SUMMARY

Feb 17	at South Florida	8.0	11	9	5	4	4	2	1	0	0	0	1	2	0	4-9	0-1	0	5.62
Feb 18	at South Florida	9.0	5	2	2	0	8	0	1	1	0	0	1	2	0	4-2	1-1	0	3.71
Feb 19	at South Florida	8.0	10	6	6	7	9	1	0	1	0	1	0	1	0	0-6	1-2	0	4.68
Feb 22	LORAS COLLEGE	9.0	3	1	1	5	15	2	0	0	1	0	0	0	0	8-1	2-2	0	3.71
Feb 24	vs Alabama State	9.0	8	2	2	3	8	1	0	0	0	0	0	2	0	9-2	3-2	0	3.35
Feb 25	vs Alabama State	9.0	8	4	4	4	8	0	0	1	1	0	1	1	0	3-4	3-3	0	3.46
Feb 26	vs Morehead State	9.0	13	7	6	4	5	4	1	0	1	0	2	1	0	14-7	4-3	0	3.84
Mar 03	vs Hawaii	9.0	11	6	6	1	9	0	0	1	0	0	0	1	0	7-6	5-3	0	4.11
Mar 04	vs Oral Roberts	9.0	7	5	5	3	8	1	0	1	0	0	0	0	0	7-5	6-3	1	4.22
Mar 05	at Minnesota	8.0	9	6	6	7	6	1	0	1	2	0	0	1	0	3-6	6-4	1	4.45
Mar 07	NORTHERN ILLINOIS	9.0	8	8	8	4	14	0	0	1	3	0	0	0	0	12-8	7-4	2	4.78
Mar 10	vs Villanova	9.0	13	10	7	5	11	2	1	2	0	0	1	0	0	1-10	7-5	2	4.97
Mar 11	vs Bucknell	9.0	13	7	7	4	5	2	3	0	1	0	2	3	0	1-7	7-6	2	5.13
Mar 12	vs Lehigh	9.0	11	7	7	0	14	1	0	1	2	0	0	0	0	15-7	8-6	2	5.27
Mar 12	vs Lehigh	9.0	8	3	3	4	10	2	0	0	1	0	2	0	0	8-3	9-6	2	5.11
Mar 17	at Kansas State	8.0	9	3	3	3	7	1	0	0	5	0	0	0	0	0-3	9-7	2	5.01
Mar 18	at Kansas State	9.2	9	5	4	6	5	3	1	0	0	0	1	3	0	4-5	9-8	2	4.93
Mar 19	at Kansas State	10.0	18	11	11	4	9	4	1	4	0	0	0	1	0	12-11	10-8	3	5.24
Mar 22	BRADLEY	9.0	4	1	1	3	13	1	0	0	1	0	1	0	0	12-1	11-8	3	5.02
*Mar 24	PURDUE	9.0	7	2	2	4	12	2	1	0	0	0	0	1	0	0-2	11-9	3	4.86
*Mar 25	PURDUE	9.0	8	1	1	2	8	3	0	0	0	0	1	1	0	5-1	12-9	4	4.68
*Mar 26	PURDUE	9.0	7	2	2	4	10	1	0	0	1	0	2	1	0	7-2	13-9	4	4.55
Mar 28	GRAND VIEW	9.0	7	5	3	2	10	1	0	0	1	1	2	0	0	6-5	14-9	4	4.49
Mar 31	UNLV	9.0	3	0	0	1	7	0	0	0	0	0	0	0	0	3-0	15-9	5	4.30
Apr 01	UNLV	9.0	8	5	3	4	6	1	0	3	0	0	0	3	0	6-5	16-9	5	4.24
Apr 01	UNLV	9.0	13	6	3	5	7	2	0	0	0	0	0	1	1	7-6	17-9	5	4.20
Apr 04	SOUTH DAKOTA STAT	9.0	5	3	3	4	5	0	0	1	1	1	1	1	0	4-3	18-9	6	4.15
*Apr 07	at Northwestern	9.0	8	2	2	2	6	1	0	0	0	0	0	1	0	14-2	19-9	6	4.07
*Apr 08	at Northwestern	8.0	8	7	5	3	7	1	0	0	0	0	2	1	0	5-7	19-10	6	4.12
*Apr 09	at Northwestern	8.0	11	6	6	3	7	2	0	0	0	0	4	2	0	5-6	19-11	6	4.20
Apr 11	WESTERN ILLINOIS	9.0	10	1	1	3	7	0	1	0	1	0	0	2	0	4-1	20-11	7	4.10
*Apr 14	at Nebraska	10.0	10	6	4	8	10	2	0	0	3	0	1	1	0	7-6	21-11	7	4.08
*Apr 15	at Nebraska	9.0	9	3	2	4	6	1	0	0	0	1	0	1	1	5-3	22-11	8	4.01
*Apr 16	at Nebraska	8.0	12	8	7	3	4	0	1	0	0	0	1	2	0	6-8	22-12	8	4.12
Apr 19	at Bradley	8.0	12	6	5	3	8	4	0	1	1	0	1	0	0	4-6	22-13	8	4.16
*Apr 21	RUTGERS	9.0	9	3	3	5	7	0	0	0	1	0	0	2	0	8-3	23-13	9	4.12
*Apr 22	RUTGERS	9.0	10	5	2	3	5	3	0	0	0	0	0	2	0	3-5	23-14	9	4.07
*Apr 23	RUTGERS	9.0	16	13	13	6	5	4	2	1	1	0	1	2	0	5-13	23-15	9	4.30
Apr 25	MILWAUKEE	9.0	9	3	3	2	12	3	0	1	1	0	0	3	0	4-3	24-15	9	4.27
*Apr 28	PENN STATE	9.0	4	2	1	0	11	0	1	0	1	0	0	0	0	4-2	25-15	10	4.19
*Apr 28	PENN STATE	9.0	5	2	2	6	6	0	0	0	2	0	0	3	0	8-2	26-15	10	4.13
*Apr 29	PENN STATE	9.0	11	1	1	4	5	0	0	0	1	0	0	1	0	9-1	27-15	10	4.06
May 02	at Western Illinois	8.0	8	7	7	8	5	0	1	0	4	0	2	1	0	5-7	27-16	10	4.14
*May 05	at Michigan State	9.0	10	2	2	1	7	4	0	0	1	0	0	1	0	3-2	28-16	10	4.09
*May 06	at Michigan State	8.0	6	2	1	4	4	0	1	0	0	0	0	1	1	1-2	28-17	10	4.03
*May 07	at Michigan State	9.0	10	4	4	2	4	5	0	0	1	2	0	1	0	9-4	29-17	11	4.03
*May 12	OHIO STATE	9.0	12	5	5	3	12	0	0	2	0	0	1	1	0	9-5	30-17	11	4.05
*May 13	OHIO STATE	9.0	19	12	12	5	8	6	0	2	1	0	1	0	0	7-12	30-18	11	4.22
*May 14	OHIO STATE	9.0	16	10	10	5	10	4	0	1	2	0	1	0	0	11-10	31-18	11	4.34
May 16	OMAHA	9.0	10	8	7	6	11	1	0	2	3	0	1	0	0	9-8	32-18	11	4.39
*May 18	at Illinois	9.0	11	5	4	3	5	3	0	4	0	0	0	1	0	6-5	33-18	12	4.38
*May 19	at Illinois	8.0	16	12	6	8	6	3	0	0	1	0	0	0	1	8-12	33-19	12	4.42
*May 19	at Illinois	9.0	10	3	3	0	5	1	0	1	0	1	0	1	0	8-3	34-19	12	4.40
Totals		468.2	508	265	229	197	416	86	17	33	46	7	34	56	4	329-265	34-19	12	4.40



2017 IOWA BASEBALL MISCELLANEOUS STATS

Multiple Hit Games	2	3	4	5+	Total
35 Adams, Jake	18	7	-	-	25
44 Neustrom, Robert	20	3	1	-	24
1 McCoy, Mason	18	5	-	-	23
28 Whelan, Chris	13	6	-	-	19
9 Norman, Ben	9	5	1	-	15
3 Hoeg, Matt	12	-	1	-	13
5 Croypley, Tyler	10	2	-	-	12
4 Boe, Mitchell	10	-	-	-	10
7 Judkins, Grant	5	-	-	-	5
20 Guzzo, Austin	3	1	-	-	4
16 Fricke, Zach	1	-	-	-	1
TEAM	119	29	3	0	151

Multiple RBI Games	2	3	4	5+	Total
35 Adams, Jake	8	5	1	2	16
44 Neustrom, Robert	5	5	1	1	12
3 Hoeg, Matt	6	2	1	-	9
5 Croypley, Tyler	5	1	2	-	8
1 McCoy, Mason	4	-	2	-	6
28 Whelan, Chris	5	1	-	-	6
9 Norman, Ben	4	1	-	-	5
4 Boe, Mitchell	3	2	-	-	5
7 Judkins, Grant	2	1	-	-	3
6 Jenkins, Justin	1	-	-	-	1
20 Guzzo, Austin	-	1	-	-	1
23 Crowl, Kyle	1	-	-	-	1
14 Woods, Corbin	-	1	-	-	1
TEAM	44	20	7	3	74

Hitting Streaks	Longest	Current
1 McCoy, Mason	15	-
44 Neustrom, Robert	14	3
35 Adams, Jake	10	1
4 Boe, Mitchell	8	1
3 Hoeg, Matt	8	2
28 Whelan, Chris	7	-
5 Croypley, Tyler	7	-
9 Norman, Ben	5	-
7 Judkins, Grant	5	2
20 Guzzo, Austin	3	-
8 Farley, Luke	3	-
14 Woods, Corbin	2	2
16 Fricke, Zach	2	-
6 Jenkins, Justin	1	-
23 Crowl, Kyle	1	1

Reached Base Streaks	Longest	Current
1 McCoy, Mason	26	-
44 Neustrom, Robert	16	3
4 Boe, Mitchell	14	1
7 Judkins, Grant	14	14
28 Whelan, Chris	14	8
35 Adams, Jake	13	8
3 Hoeg, Matt	12	3
9 Norman, Ben	11	7
5 Croypley, Tyler	9	2
20 Guzzo, Austin	6	-
8 Farley, Luke	5	-
6 Jenkins, Justin	3	1
14 Woods, Corbin	3	3
16 Fricke, Zach	2	-
23 Crowl, Kyle	1	1



THE LAST TIME...

Hitting Categories:

A Hawkeye hit a walk-off home run	Robert Neustrom, May 14, 2017, vs. Ohio State (W, 11-10)
A Hawkeye hit a lead-off home run	Chris Whelan, May 16, 2017, vs. Omaha (W, 9-8)
A Hawkeye hit a grand slam	Robert Neustrom, Tyler Cropley vs. Bradley (W, 12-1), 3/22/17
A Hawkeye hit for the cycle.....	Mason McCoy, April 13, 2016 vs. Air Force (W, 22-2) (5-for-7, 6 RBIs)
A Hawkeye had 8 or more at-bats.....	^Eric Toole (3-for-8), Jake Manger (3-for-8), Joel Booker (2-for-8) vs. Sacramento State, 4/28/15
A Hawkeye hit four home runs in a game.....	Bill Heinz, April 20, 1988 at Minnesota (W, 17-3)
A Hawkeye hit three home runs in a game	Jake Adams, May 19, 2017, at Kansas State (3-for-4, 7 RBIs), 12-11 win (10 innings)
A Hawkeye hit two home runs in a game	Jake Adams, May 19, 2017, at Illinois (3-for-6, 4 RBIs), 8-3 win
A Hawkeye had five hits in a game.....	^Mason McCoy, April 13, 2016 vs. Air Force (W, 22-2), (5-for-7, 6 RBIs)
A Hawkeye had three doubles in a game.....	Nate Yoho, April 23, 2004 vs. Penn State
A Hawkeye hit two triples in a game.....	Zach McCool, April 20, 2010 vs. Western Illinois (W, 6-5)
A Hawkeye had six RBIs in a game.....	7, Jake Adams, March 12, 2017 vs. Lehigh (W, 15-7)
A Hawkeye stole five bases in a game.....	Lance Platz at Purdue in 1979
A Hawkeye stole home.....	Tyler Peyton, March 15, 2014 vs. Georgetown (W, 13-1)
A Hawkeye walked four times in a game.....	^Mitchell Boe, April 13, 2016 vs. Air Force (W, 22-2)
A Hawkeye had three sacrifice hits in a game.....	Travis Sweet, March 23, 2007 at North Dakota State (W, 6-5)
A Hawkeye scored five runs in a game.....	^Austin Guzzo, March 8, 2016, vs. Northwestern College (W, 28-0)
A Hawkeye was hit by three pitches in a game.....	Nick Day, April 25, 2014 vs. South Dakota State
A Hawkeye hit a home run in five consecutive games	Jake Adams (May 12-18, 2017, vs. Ohio State, vs. Omaha, at Illinois)
A Hawkeye hit triples in consecutive games.....	Jake Yacinich (April 11-12, 2014 -- at Northwestern)
The Hawkeyes hit back-to-back triples in a game.....	T.J. Cataldo & Matt Mossey, April 20, 2008 vs. N'western (L, 9-6)
The Hawkeyes hit five or more home runs in a game.....	5, March 18, 2009 at UT-Martin (W, 25-6) (Cataldo, Durant, Freie, McQuillan, Toole)
The Hawkeyes hit four home runs in a game	4, May 18, 2017, at Illinois, (W, 6-5) (Neustrom, McCoy, Adams, Neustrom)
The Hawkeyes hit two grand slams in the same game	Robert Neustrom, Tyler Cropley vs. Bradley (W, 12-1), 3/22/17
The Hawkeyes hit back-to-back home runs in same game	May 18, 2017, at Illinois (McCoy, Adams, Neustrom)
The Hawkeyes left 15 or more people on base	16 vs. Bucknell, 2/17/17
The Hawkeyes hit into five double plays.....	May 23, 2007 vs. Illinois (L, 12-3 in Big Ten Tournament)

Pitching Categories:

A Hawkeye pitcher threw a no-hitter (7 innings).....	Bill Drambel, 1979 vs. Kansas State
A Hawkeye pitcher threw a perfect game (7 innings).....	Chad Blackwell, April 29, 2000 vs. Northwestern (W, 4-0)
A Hawkeye pitcher threw a one-hitter (9 innings).....	Jarred Hippen, April 29, 2011 at Minnesota (L, 1-0)
A Hawkeye pitcher threw a two-hitter (7 innings).....	Steve Turnbull, March 23, 2007 vs. North Dakota State (W, 8-0)
Iowa was one hit.....	Apr. 2, 2006 vs. Ohio State (L, 15-1)
Iowa was no-hit.....	Apr. 21, 2012 vs. Penn State (L, 2-0)
A Hawkeye pitcher threw a complete game (7 innings).....	Steve Turnbull, May 3, 2008 vs. Minnesota (W, 6-1)
A Hawkeye pitcher threw a complete game (9 innings).....	C.J. Eldred, March 25, 2016 vs. Maryland (W, 8-1), April 1, 2016, at Minnesota (L, 1-4)
A Hawkeye pitcher threw a complete game shutout (9 innings).....	Tyler Peyton, May 20, 2016, at Penn State (W, 8-0)
The Hawkeyes were shut out	March 24, 2017, vs. Purdue (L, 0-2)
A Hawkeye pitcher recorded nine or more wins in a season.....	9, Blake Hickman, 2015
A Hawkeye closer recorded 10 or more saves in a season.....	13, Kevin Lee, 2010
A Hawkeye pitcher recorded 10 or more strikeouts	10, Nick Gallagher, Penn State, 4/28/17 (W, 4-2)

Fielding Categories:

The Hawkeyes committed five errors or more in a game.....	April 28, 2013 vs. Minnesota (L, 9-5) -- committed five.
A Hawkeye had 20 or more putouts.....	20, Steve Stumpff, 1975 vs. Tulsa
A Hawkeye had 15 or more putouts.....	16, Jake Adams, vs. Morehead State, 2/26/17
A Hawkeye had eight or more assists in a game.....	10, Zach Daniels at Minnesota, 4/3/16
The Hawkeyes turned five double plays in a game.....	2003 vs. Ohio State^

Scoring and Misc. Categories:

The Hawkeyes recorded 20 or more hits.....	20 at Ohio State, 5/7/16 (W, 12-0)
The Hawkeyes scored 20 or more runs.....	22 vs. Air Force, 4/13/16 (W, 22-2); 28, vs. Northwestern College, 3/8/16 (W, 28-0)
Iowa swept a four-game Big Ten series.....	at Northwestern, April 27-29, 2007 (W, 16-6, 15-10, 13-8, 14-10)
Iowa swept a three-game Big Ten series	vs. Penn State, April 28-29, 2017 (W, 4-2, 8-2, 9-1)
Iowa swept consecutive three-game Big Ten series.....	vs. No. 19 Indiana (March 27-29, 2015); at Purdue (April 3-5, 2015)
Iowa was swept in a Big Ten three-game series.....	vs. Illinois, May 9-11, 2014 (L, 1-4, L, 1-5, L, 2-4)
Iowa defeated a ranked team.....	April 25, 2016 vs. No. 18/21 Michigan (W, 8-3)
Iowa swept a series over a ranked opponent.....	March 27-29, 2015 vs. No. 19 Indiana (W, 2-0, 5-1, 10-6), April 25-26, 2015 vs. No. 25 Nebraska (W, 4-3, 3-2 (10), 5-1)
Iowa defeated a top-10 team.....	vs. No. 7 Vanderbilt, Mar. 1, 2008 (W, 6-3)
The Hawkeyes played 14 or more innings.....	vs. Sacramento State, 4/28/15 (W, 4-3, 18 innings)
Iowa played a game over four and a half hours.....	5:40 vs. Sacramento State, 4/28/15 (W, 4-3, 18 innings)

* Bolded items are from the 2017 season ^Tied school record

2017 IOWA BASEBALL ROSTER

No.	Name	Pos.	B/T	Ht./Wt.	Yr.	Hometown/Last School
1	Mason McCoy	IF	R/R	6-0/182	Sr.	Washington, Ill./Illinois Central College
2	Zach Daniels	RHP	L/R	5-11/166	So.	Robins, Iowa/Cedar Rapids Kennedy
3	Matt Hoeg	IF	R/R	6-1/196	Jr.	Waukee, Iowa/Iowa Western CC
4	Mitchell Boe	IF	L/R	5-10/175	So.	Naperville, Ill./Joilet Catholic
5	Tyler Cropley	C/OF	R/R	5-11/185	Jr.	McCook Lake, S.D./Iowa Western CC
6	Justin Jenkins	OF	L/L	5-10/196	Fr.	Terre Haute, Ind./Terre Haute South
7	Grant Judkins	3B/RHP	L/R	6-3/207	Fr.	Pella, Iowa/Pella
8	Luke Farley	OF	R/R	6-0/212	So.	Denver, Iowa/Waterloo Columbus
9	Ben Norman	OF	L/R	6-2/189	Fr.	Des Moines, Iowa/Roosevelt
10	Derek Lieurance	RHP	R/R	6-0/207	So.	Cascade, Iowa/NIACC
11	Cole McDonald	RHP	L/R	6-1/195	So.	New Hampton, Iowa/New Hampton
12	Nick Nelsen	RHP	S/R	6-2/180	Jr.	West Des Moines, Iowa/Johnson County CC
14	Corbin Woods	IF	R/R	6-2/203	Sr.	Cedar Rapids, Iowa/Heartland CC
16	Zach Fricke	C	L/R	6-0/202	RS Jr.	Waterloo, Iowa/NIACC
17	Josh Martsching	RHP	L/R	6-2/210	RS Sr.	Bloomfield, Iowa/Davis County
18	Shane Ritter	RHP	R/R	6-4/196	So.	Plainfield, Ill./Plainfield South
19	Adam LaRock	IF/OF	S/R	6-1/180	Fr.	Eau Claire, Wis./Eau Claire North
20	Austin Guzzo	C/3B	L/R	6-2/203	Jr.	Brooklin, Ontario/All Saints Catholic
22	Kole Kampen	LHP	S/L	6-1/200	Fr.	Fort Dodge, Iowa/Fort Dodge
23	Kyle Crowl	IF	R/R	6-2/195	Fr.	Council Bluffs, Iowa/Abraham Lincoln
24	Nick Allgeyer	LHP	L/L	6-3/210	Jr.	St. Louis, Mo./Vianney
26	Elijah Wood	LHP	R/L	6-3/213	Jr.	Washington, Iowa/Marshalltown CC
28	Chris Whelan	IF/OF	R/R	6-1/196	RS So.	Naperville, Ill./Parkland College
29	Sammy Lizarraga	RHP	R/R	6-6/248	So.	Cedar Rapids, Iowa/Kennedy
30	Nick Gallagher	RHP	R/R	6-3/205	Jr.	Iowa City, Iowa/West High
32	Sam Norman	LHP	L/L	6-5/223	Sr.	Des Moines, Iowa/Creighton
33	C.J. Eldred	RHP	R/R	6-1/231	RS Jr.	Mount Vernon, Iowa/Indiana University
34	Cole Pennock	LHP	R/L	6-8/247	Fr.	Clinton, Iowa/Clinton
35	Jake Adams	1B	R/R	6-2/250	Jr.	Brandon, S.D./DMACC
36	Connor Lindaman	1B	R/R	6-5/235	Fr.	Davenport, Iowa/Davenport Assumption
37	Kace Massner	OF	L/R	6-5/225	Fr.	Burlington, Iowa/Burlington
41	Ryan Erickson	LHP	L/L	6-3/200	RS Sr.	Mason City, Iowa/Johnson County CC
42	Drake Robison	RHP	R/R	6-1/165	Sr.	Machesney Park, Ill./Ole Miss
43	Grant Leonard	RHP	R/R	5-11/166	Fr.	Mokena, Ill./Lincoln Way
44	Robert Neustrom	OF	L/L	6-3/209	So.	Sioux City, Iowa/Sioux City North
45	Kyle Shimp	LHP	R/L	6-7/220	RS Fr.	Yorkville, Ill./Yorkville

COACHING STAFF

21	Rick Heller - Head Coach
25	Scott Brickman - Pitching Coach
15	Marty Sutherland - Recruiting Coordinator
40	Sean Moore - Volunteer Assistant Coach/Hitting Coach
38	Shane Schmidt - Graduate Assistant
	Desi Druschel - Director of Baseball Operations

PRONUNCIATION GUIDE

Nick Allgeyer	All-Guy-ur
Kyle Crowl	Rhymes with Growl
Zach Fricke	Frickie
Austin Guzzo	Goo - zoe
Matt Hoeg	Hoy-g
Derek Lieurance	La-rance
Sammy Lizarraga	Liz-uh-rah-guh
Josh Martsching	Mart-shing
Kace Massner	Case Mazzner
Robert Neustrom	New-strom
Cole Pennock	Pen-knock
Drake Robison	Rob-i-son
Chris Whelan	Way-lin

