


OUTDOOR ALL-TIME TOP TEN PERFORMERS



Jeremy Allen




Justin Austin



Matt Byers



Troy Doris



William Dougherty



Mar'Yea Harris



Jeffery Herron

100 Meters

- Justin Austin, 2011 10.21
- O'Shea Wilson, 2017 10.22
- George Page, 1996 10.25
- James Harrington, 2015..... 10.26
- Anthuan Maybank, 1994 10.31
- Tim Dwight, 1997 10.31
- Josh Larney, 2013 10.31
- Vinnie Saucer, Jr., 2015 10.31
- Antonio Woodard, 2018..... 10.34**
- Bob Lawson, 1976 10.36

110-Meter High Hurdles

- Aaron Mallett, 2017..... 13.24
- Pat McGhee, 1989 13.50
- Dion Trowers, 1996..... 13.62
- Jaylan McConico, 2019..... 13.62**
- Ronnie McCoy, 1985 13.66
- Ethan Holmes, 2011 13.73
- Jordan Mullen, 2013..... 13.76
- Chris Douglas, 2018..... 13.76**
- Anthony Williams, 2019 13.81**
- James Armstrong, 1991..... 13.89

200 Meters

- Justin Austin, 2011 20.31
- Jeff Patrick, 1983 20.47
- James Harrington, 2015..... 20.50
- Karayme Bartley, 2019 20.51**
- Anthuan Maybank, 1994 20.55
- Victor Green, 1984 20.60
- Antonio Woodard, 2018..... 20.61**
- Andre Morris, 1995 20.64
- George Page, 1996 20.67
- Collin Hofacker, 2017 20.71**

400 Meters

- Mar'yea Harris, 2018 44.94**
- Anthuan Maybank, 1993 44.99
- Andre Morris, 1995 45.15
- Mike Mondane, 1967 45.20
- Wayne Lawrence, Jr., 2019 45.33**
- Steven Willey, 2010 45.78
- Karayme Bartley, 2019 45.80**
- DeJuan Frye, 2018 46.17
- Gary Hollingsworth, 1963..... 46.30
- Harold Leonard, 1986..... 46.45

400-Meter Hurdles

- Pat McGhee, 1988 48.83
- Monte Raymond, 1998..... 50.09
- Ray Varner, 2010..... 50.24
- Chris Douglas, 2019..... 50.32**
- Paul Steele, 1989 50.45
- Russell Peterson, 2001 50.50
- Ethan Holmes, 2013 50.51
- Adam Kunkel, 2001..... 50.73
- Jon Reimer, 1967 50.94
- Noah Larrison, 2016..... 50.94**

800 Meters

- Erik Sowinski, 2012..... 1:45.90
- Matt Manternach, 2019 1:46.93**
- Carter Lilly, 2016 1:46.95**
- Bill Frazier, 1962 1:47.64
- D'Juan Strozier, 1990 1:47.82
- Adam Hairston, 2011..... 1:48.10
- Tysen VanDraska, 2019 1:48.52**
- Will Teubel, 2015..... 1:48.60
- Nolan Teubel, 2019 1:48.75**
- Michael Layne, 1999..... 1:49.61

1,500 Meters

- Jeff Thode, 2010 3:43.02
- Joel Moeller, 1978 3:44.01
- Jim Docherty, 1978..... 3:44.30
- Nathan Mylenek, 2019..... 3:44.49**
- Sam Fourman, 2015 3:44.50
- Adam Jones, 2017 3:45.48
- Dan Waters, 1986 3:46.35
- Michael Melchert, 2018 3:46.56**
- Kevin Herd, 1994 3:46.64
- John Clark, 1977 3:46.84

3,000-Meter Steeplechase

- Nathan Mylenek, 2019..... 8:38.53**
- Deacon Jones, 1956..... 8:47.40
- Steve Pershing, 1978 8:54.59
- Andy Morris, 2000..... 8:56.21
- Matt Gerard, 1994 8:57.01
- Andy Napier, 2008 8:57.54
- Rollie Kitt, 1967 9:02.90
- Al Greene, 1985..... 9:02.96
- Tony Rakaric, 2005..... 9:03.29
- Mark Battista, 2010 9:04.60

5,000 Meters


- Micah VanDenend, 2007 13:49.31
- Larry Wiczorek, 1968..... 13:56.00
- Kevin Herd, 1993 13:59.00
- Stetson Steele, 2000..... 14:02.76
- Kevin Lewis, 2014 14:02.78
- Eric MacTaggart, 2005 14:04.79
- Dan Haut, 2006..... 14:07.30
- Jesse Luciano, 2010 14:08.71
- Nathan Mylenek, 2018..... 14:09.43**
- Adam Jones, 2017 14:11.52




Gabe Hull



Aaron Mallett



Anthuan Maybank



Pat McGhee


OUTDOOR ALL-TIME TOP TEN PERFORMERS



Nathan Mylenek



Erik Sowinski




Stetson Steele



Jeff Thode



Micah VanDenend



Todd Wigginton



Arno
van der Westhuizen

10,000 Meters

1. Stetson Steele, 2000..... 28:44.47
2. Eric MacTaggart, 2006..... 28:50.23
3. Kevin Lewis, 2015..... 28:59.62
4. **Daniel Soto, 2019.....29:31.88**
5. Nick Nordheim, 2002..... 29:44.71
6. Trent Corey, 2002..... 29:45.25
7. **Ian Eklin, 2017.....29:47.06**
8. Chad Schwitters, 1999..... 29:56.00
9. **Luke Sampson, 2018.....29:58.47**
10. Nick Holmes, 2010..... 30:02.31

Decathlon

1. William Dougherty, 2018..... 7,673 pts
2. Kyle Reid, 2013..... 7,203 pts
3. **Peyton Haack, 2019..... 7,129 pts**
4. Jack Eckert, 2015..... 7,087 pts
5. Dan Rolling, 2010..... 6,957 pts
6. Scott Faber, 2000..... 6,839 pts
7. Ryan Niver, 2008..... 6,837 pts
8. Chad Ohly, 1994..... 6,641 pts
9. Gary Kostrubala, 1984..... 6,498 pts
10. Frank Prill, 2008..... 6,381 pts

High Jump

1. Jeffery Herron, 2012..... 7-4 1/4 (2.24)
2. Bill Hansen, 1978..... 7-4 (2.23)
- Bill Knoedel, 1975..... 7-4 (2.23)
4. Kevin Spejcher, 2014..... 7-2 1/2 (2.20)
5. M. Cunningham, 1986..... 7-1 (2.16)
- Kenneth Lansing, 1988..... 7-1 (2.16)
- Jay Hunt, 2019..... 7-1 (2.16)**
8. Pat Meade, 1987..... 7-0 1/4 (2.14)
9. Graham Valdes, 2012..... 6-11 3/4 (2.12)
10. Peter Hlavin, 1979..... 6-11 (2.11)
- Scott Hudek, 1993..... 6-11 (2.11)
- Jeremy Petsche, 2008..... 6-11 (2.11)
- Brandon Oest, 2012..... 6-11 (2.11)

Pole Vault

1. Todd Wigginton, 1984..... 17-0 (5.18)
2. Chad Ohly, 1994..... 16-8 3/4 (5.10)
- Kyle Reid, 2013..... 16-8 3/4 (5.10)
4. Curt Broek, 1978..... 16-8 (5.08)
5. **Andy Jatis, 2018..... 16-7 1/2 (5.07)**
6. Phil Wertman, 1971..... 16-7 (5.05)
- Kelly Scott, 1988..... 16-7 (5.05)
8. **Peyton Haack, 2019..... 16-4 3/4 (5.00)**
9. John Teffer, 1972..... 16-2 (4.93)
10. Alex Zona, 2009..... 16-0 3/4 (4.90)

Long Jump

1. Anthuan Maybank, 1993..... 27-1 (8.25)
2. Bashir Yamini, 1997..... 26-8 1/4 (8.13)
3. Paul Jones, 1989..... 25-10 1/4 (7.88)
4. Darren Smith, 1991..... 25-9 3/4 (7.86)
5. Quinn Early, 1986..... 25-7 1/4 (7.80)
6. O'Shea Wilson, 2017..... 25-5 1/4 (7.75)
7. Ed Gordon, 1931..... 25-4 3/8 (7.68)
8. Matty Gorman, 2006..... 25-1 1/4 (7.65)
9. Ronnie McCoy, 1985..... 25-0 (7.62)
10. Antwon James, 2017..... 24-11 (7.59)

Triple Jump

1. Troy Doris, 2012..... 54-8 (16.66)
2. Babatunde Amosu, 2015..... 53-10 (16.15)
3. Paul Jones, 1990..... 53-9 (16.38)
4. Antwon James, 2017..... 52-4 1/2 (15.96)
5. Klyvens Delaunay, 2013... 52-2 1/2 (15.91)
6. Gordon Finch, 1988..... 50-9 1/4 (15.47)
7. Mike Lacy, 1984..... 50-5 (15.36)
8. **James Carter, 2019..... 50-1 3/4 (15.28)**
9. Pat Miller, 1985..... 49-8 1/2 (15.25)
10. Matty Gorman, 2008..... 49-2 1/2 (15.00)

Shot Put

1. Jeremy Allen, 2001..... 63-2 3/4 (19.27)
2. **Reno Tuufuli, 2018..... 62-10 3/4 (19.17)**
3. Ken Kemeny, 2005..... 62-3 (18.97)
4. Shane Maier, 2006..... 62-2 1/4 (18.95)
5. Andy Banse, 2005..... 61-11 1/2 (18.88)
6. John Hickey, 2008..... 61-9 1/2 (18.83)
7. Avery Meyers, 2017..... 60-4 (18.39)
8. Chris Gambol, 1987..... 60-0 1/2 (18.30)
9. A.J. Curtis, 2008..... 59-8 1/4 (18.19)
10. Gabe Hull, 2014..... 59-4 1/4 (18.09)

Discus

1. Gabe Hull, 2014..... 207-1 (63.11)
2. **Reno Tuufuli, 2019.....205-2 (62.54)**
3. A.J. Curtis, 2007..... 202-11 (61.84)
4. Gary Kostrubala, 1986..... 202-4 (61.68)
5. Jeremy Allen, 2001..... 195-4 (59.54)
6. Tim Brodersen, 2005..... 193-6 (58.98)
7. Avery Meyers, 2017..... 185-8 (56.61m)
8. Brad Daufeldt, 2004..... 185-0 (56.40)
9. Nick Brayton, 2009..... 180-11 (55.15)
10. Andy Banse, 2005..... 180-0 (54.86)

Hammer

1. A. van der Westhuizen, 2001 222-11 (67.94)
2. Adam Hamilton, 2007..... 222-2 (67.73)
3. Jim Costello, 2002..... 217-7 (66.32)
4. Brad Daufeldt, 2004..... 207-10 (63.34)
5. Chris Voller, 2005..... 206-0 (62.80)
6. Matt Banse, 2012..... 201-11 (61.55)
7. Jeremy Allen, 2001..... 199-0 (60.66)
8. Ben Stancombe, 2011..... 197-6 (60.20)
9. Ryan Jordan, 2007..... 184-6 (56.23)
- Mark Shapveld, 2009..... 184-6 (56.23)

Javelin

1. Matt Byers, 2011..... 245-8 (74.89)
2. Bill Neumann, 2002..... 244-8 (74.58)
3. Dan Ralph, 2000..... 227-10 (69.44)
4. Sam Joens, 2015..... 211-5 3/4 (64.45)
5. Zach Schimp, 2010..... 211-0 (64.32)
6. Alex Balke, 2016..... 205-11 (62.77)
7. Kale Katt, 2007..... 204-0 (62.17)
8. Joel Storm, 2004..... 203-5 (62.01)
9. Matt Stank, 2001..... 199-0 (60.66)
10. Jack Eckert, 2015..... 188-9 (57.53)

MEN'S ALL-TIME RELAYS

400-Meter Relay

1. Brissett, Wilson, Thompson, Mallett, 2017 39.12
2. **Hofacker, Woodard, Lawrence Jr., Bartley, 2019** **39.17**
3. Mincy, Wilson, Harrington, Brown, 2014..... 39.19
4. Mincy, Austin, E. Holmes, Larney, 2013 39.31
5. Saucer, Jr., Brissett, Harrington, Mallett, 2016 39.44
6. Brissett, Wilson, **Woodard**, Mallett, 2017 39.46
7. Beecham, Duckett, Greer, R. Smith, 1984 39.48
8. Mallett, Wilson, Ogwo, **Harris**, 2017 39.49
9. **Woodard**, Wilson, **Hofacker, Harris**, 2018 39.51
10. Brissett, **Harris**, Harrington, Mallett, 2016 39.53

Shuttle Hurdle Relay

1. McGhee, Armstrong, Falls, Stelle, 1989 57.80
2. Wigginton, Jones, Lacey, McCoy, 1985 59.77
3. **Williams, Haack, Braverman, McConico, 2019** **1:01.14**
4. 1975 1:05.20

800-Meter Relay

1. James, Mallett, **Harris**, B. Thompson, 2017 1:23.02
2. B. Thompson, Brissett, Harrington, Ganschow, 2016 1:23.36
3. B. Thompson, Ganschow, **Frye, Hofacker**, 2017 1:23.73
4. Richardson, Sayon, Richards, Chaney, Jr., 2009 1:24.85
5. Harrington, VanCleave, Wilson, Mallett, 2014 1:24.86
6. Austin, Brown, Larney, VanCleave, 2013 1:25.60
7. Wilson, **Sorrells, Douglas, Williams**, 2018 1:25.87
8. Barclay, McCalister, Jensen, Elliott, 1979..... 1:26.39
9. **Sorrells, Braverman, Douglas, Haack, 2019**..... **1:28.29**
10. Thomas, Balkrishnan, Patterson, Freidrich 1991 1:28.38

1,600-Meter Relay

1. **Lawrence Jr., Woodard, Bartley, Harris, 2019** **3:00.14**
2. **Frye, Harris, Hofacker**, Ogwo, 2017 3:01.91
3. **Frye, Ogwo, Hofacker, Harris**, 2017 3:02.57
4. **Lawrence Jr., Woodard, Hofacker, Harris, 2019**..... **3:03.10**
5. Morris, Davis, Page, Rozell, 1995..... 3:03.11
6. Branch, Dwight, Dodge, Yamini, 1999 3:03.29
7. **Frye, Woodard, Hofacker, Harris**, 2018 3:03.69
8. Ogwo, **Harris, Hofacker, Lilly**, 2017 3:03.78
9. Ferree, Frazier, Mondane, Reimer, 1967 3:04.10
10. **Hofacker, Woodard, Frye, Harris**, 2018 3:04.38

Sprint Medley Relay

1. McCorkle, Jones, Chung, Strozier, 1990 3:15.64
2. Sayon, Austin, Willey, Sowinski, 2011 3:16.18
3. Richards, Larney, Davey, Sowinski, 2012 3:17.25
4. Richardson, Richards, Willey, Sowinski, 2010..... 3:17.74
5. **Hofacker, Woodard, Harris, VanDraska**, 2018 3:18.11
6. Saucer, Jr., Brissett, **Harris, Lilly**, 2016 3:18.53
7. **Hofacker, Woodard, Harris, Lilly**, 2017 3:18.73
8. Armstrong, Thomas, Maybank, Strozier, 1991 3:18.93
9. Yamini, Davis, Dodge, Donovan, 1999 3:19.87
10. Richards, Chaney, Jr., Barton, Hairston, 2009 3:20.05

3,200-Meter Relay

1. Schum, Christensen, Steffen, Criswell, 1971 7:18.60
2. **VanDraska, Still, Teubel, Lilly, 2019**..... **7:22.50**
3. Hairston, Prom, Thode, Sowinski, 2011..... 7:23.77
4. **Manternach, VanDraska, W. Teubel, Lilly**, 2017 7:24.77
5. **Melchert, Manternach, N. Teubel, Lilly**, 2018 7:28.37
6. Corrigan, Blackman, Strozier, Chambers, 1989 7:29.00
7. **Melchert, Dorman, Lilly, Larrison**, 2016 7:30.32
8. **N. Teubel, Manternach**, Chaidez, W. Teubel, 2017 7:30.74
9. **Lilly**, Dorman, W. Teubel, Davey, 2015 7:31.48
10. Willey, Braff, Sowinski, Hairston, 2009 7:33.08

Distance Medley Relay

1. Pershing, Moeller, Slack, Docherty, 1978 9:39.94
2. Kuczwarra, Barton, Hairston, Thode, 2011 9:41.37
3. N. Holmes, VanCleave, Sowinski, Thode, 2012..... 9:41.59
4. Young, Barton, Kuczwarra, Luciano, 2010..... 9:42.97
5. **Mylenek, Thompson, Manternach, Melchert**, 2018 9:50.70
6. **VanDraska, Lawrence Jr., Teubel, Mylenek, 2019**..... **9:53.14**
7. Prom, Davey, Weir, Witt, 2013..... 9:53.83
8. Theisen, Williams, Wiesa, Waters, 1985 9:54.04
9. Wilfong, Slaymaker, W. Teubel, Witt, 2013..... 9:54.05
10. Luciano, Pierre, Hairston, VanDenend, 2007 9:54.07

6,400-Meter Relay

1. Pershing, Fuller, Moeller, Docherty, 1978..... 16:27.70
2. Rakaric, Webster, MacTaggart, VanDenend, 2006..... 16:55.43
3. Lewis, Witt, Hart, Fourman, 2015..... 16:58.44
4. Price, **Eklin**, Gardarsson, Docherty, 2016 17:00.30
5. Paul, Kadlec, Thode, Luciano, 2010 17:01.46
6. Witt, Lewis, Hart, Butler, 2014..... 17:01.65
7. N. Holmes, Witt, Thode, Lewis, 2012 17:02.26
8. Thomas, Allen, Rakaric, Lloyd, 2003 17:06.27
9. Pittman, Novotny, Feeldy, Marquardt, 1995 17:12.49
10. Bakker, Feeldy, Peters, Pittman, 1996 17:13.10