



**Iowa Hawkeyes Basketball Schedule -- 2017-18**

<u>Date</u>	<u>Opponent</u>	<u>Time (TV)</u>
Fri., Oct. 27	William Jewell College (Exb.)	7 p.m. (BTN Plus)
Thurs., Nov. 2	Belmont Abbey College (Exb.)	7 p.m. (BTN Plus)
Fri., Nov. 10	Chicago State	8 p.m. (BTN Plus)
Sun., Nov. 12	Alabama State #	3 p.m. (BTN Plus)
Thurs., Nov. 16	Grambling State	7 p.m. (BTN Plus)
Mon., Nov. 20	vs. Louisiana ^	11 a.m. (TBD)
Tues., Nov. 21	vs. Wyoming/South Dakota State ^	TBD (TBD)
Wed., Nov. 22	vs. TBD ^	TBD (TBD)
Tues., Nov. 28	at Virginia Tech %	8 p.m. (ESPN2)
Sat., Dec. 2	Penn State	4 p.m. (BTN)
Mon., Dec. 4	at Indiana	7 p.m. (BTN)
Thurs., Dec. 7	at Iowa State *	7 p.m. (ESPN2)
Sun., Dec. 10	Southern	4 p.m. (BTN)
Sat., Dec. 16	vs. Drake +	1 p.m. (BTN)
Tues., Dec. 19	Southern Utah	8 p.m. (BTN)
Fri., Dec. 22	vs. Colorado \$	8 p.m. (BTN)
Tues., Dec. 29	Northwestern Illinois	7 p.m. (BTN Plus)
Tues., Jan. 2	Michigan	6 p.m. (ESPN or ESPN2)
Thurs., Jan. 4	Ohio State	6 p.m. (ESPN2)
Sun., Jan. 7	at Maryland	7 p.m. (FS1)
Thurs., Jan. 11	at Illinois	7 p.m. (FS1)
Wed., Jan. 17	at Rutgers	6 p.m. (BTN)
Sun., Jan. 20	Purdue	11 a.m. (ESPN or ESPN2)
Tues., Jan. 23	Wisconsin	6 p.m. (ESPN or ESPN2)
Sat., Jan. 27	at Nebraska	7 p.m. (BTN)
Tues., Jan. 30	Minnesota	8 p.m. (BTN)
Sat., Feb. 3	at Penn State	5 p.m. or 7 p.m. (BTN)
Tues., Feb. 6	Michigan State	8 p.m. (ESPN or ESPN2)
Sat., Feb. 10	at Ohio State	5 p.m. or 7 p.m. (BTN)
Wed., Feb. 14	at Michigan	5:30 p.m. (BTN)
Sat., Feb. 17	Indiana	1 p.m. (ESPN or ESPN2)
Wed., Feb. 21	at Minnesota	8 p.m. (BTN)
Sun., Feb. 25	Northwestern	6:30 p.m. (BTN)
Wed.-Sun., Feb. 28-March 4	at Big Ten Tournament	TBD (TBD)
.....	New York City	
March 13-14	at First Four	Dayton, Ohio
March 15-18	NCAA Tournament, First/Second Rounds	
March 22-25	NCAA Tournament, Regional Finals	
March 31-April 2	NCAA Final Four	San Antonio, Texas

# -- Cayman Islands Classic Preliminary Game

^ -- Cayman Islands Classic -- Cayman Islands

% -- Big Ten/ACC Challenge

\* -- Iowa Corn Cy-Hawk Series

+ -- Hy-Vee Classic -- Des Moines, Iowa

\$ -- played in Sioux Falls, South Dakota

**University of Iowa Nondiscrimination Statement**

The University of Iowa prohibits discrimination in employment, educational programs, and activities on the basis of race, creed, color, religion, national origin, age, sex, pregnancy, disability, genetic information, status as a U.S. veteran, service in the U.S. military, sexual orientation, gender identity, associational preferences, or any other classification that deprives the person of consideration as an individual. The university also affirms its commitment to providing equal opportunities and equal access to university facilities. For additional information on nondiscrimination policies, contact the Director, Office of Equal Opportunity and Diversity, The University of Iowa, 202 Jessup Hall, Iowa City, IA, 52242-1316, 319-335-0705 (voice), 319-335-0697 (TDD), diversity@uiowa.edu.

**Contents**

Hawkeye Basketball Style.....	2
Iowa Basketball Tradition.....	3
2017-18 Roster and Quick Facts.....	4-5
2017-18 Season Preview.....	6-7
President Bruce Harreld.....	8
Director of Athletics Gary Barta.....	9-11
Head Coach Fran McCaffery.....	12-25
Assistant Coaches/Support Staff.....	26-33
2017-18 Iowa Hawkeye Bio Information.....	34-55
2017-18 Stats and Review Information.....	56-63
All-Time Series Results.....	64-65
Record vs. All Conferences.....	66-67
All-Time Series Results.....	68-81
SID Directory.....	81
Day-by-Day Results.....	82-83
Individual Records.....	84
Team Records/Career & Single Season Double-Double Leaders.....	85
Single Game -- Individual Leaders.....	86
Season -- Individual Leaders.....	87
Career -- Individual Leaders.....	88
Team Leaders -- Single Game & Season.....	89
Individual Game Scoring Leaders.....	90-91
30/40 Point Club.....	92
Individual Game Rebounding and Assists Leaders.....	93-94
Career Double-Doubles.....	95-101
Miscellaneous Clubs.....	102-103
Season-by-Season Leaders.....	104-105
Basketball Attendance/Largest Crowds.....	106
Miscellaneous Records.....	107-114
Iowa's Tournament Records.....	115
Carver-Hawkeye Arena Records.....	116
1,000-Point Club.....	117-122
NCAA/NIT Box Scores.....	123-141
All-Time Coaching Numbers.....	142
Iowa Basketball Yearly Record.....	143-144
Year-By-Year Scores.....	145-163
Iowa Record Versus AP Top 25 Teams.....	164-167
Tournament History.....	168-172
Year-By-Year Statistics.....	173-175
Iowa's Basketball History Information.....	176-185
Hawkeyes in the NBA Draft.....	186
All-Time Lettermen/Jerseys.....	187-191
Composite Big Ten Schedule.....	192-194
Hawkeye Visions.....	195
Media Information.....	196-197
2017-18 Iowa Basketball Headshots.....	200

**Iowa Athletic Communications**

S300 Carver-Hawkeye Arena  
 One Elliott Drive  
 Iowa City, IA 52242  
 Office Telephone:..... 319-335-9411

Matthew Weitzel, Associate Director, Basketball Contact  
 Steve Roe, Director  
 matthew-weitzel@uiowa.edu  
 steven-roe@uiowa.edu

**CREDITS**

**Publisher:** The University of Iowa Athletic Department  
**Editors:** Matt Weitzel, Steve Roe, and Traci Wagner  
**Design:** Matt Ellison, Art Director  
**Photographers:** Brian Ray, Darren Miller, Jeff Becker, Justin Torner  
**Printer:** Cedar Graphics; Cedar Rapids, Iowa  
**To Order:** Iowa Basketball Media Guides are available at the Iowa Hawk Shop. For more information call the Iowa Hawk Shop/University Bookstore (319) 335-3179.



**PLAYING WITH PASSION AND A LOVE OF THE GAME: PUSHING THE BALL AND AGGRESSIVELY ATTACKING THE BASKET; FINDING THE OPEN TEAMMATE; CHANGING DEFENSE AND DISRUPTING THE RHYTHM OF THE OPPONENTS; SINKING THE OPEN 3-POINTER; AND HELPING OUT TEAMMATES**

When you add those components together, they add up to Iowa basketball, a style of basketball that is all-out fun for 40 minutes, a style of play that is exciting to watch, but more importantly, a style of basketball that players love to play.

As the Iowa Hawkeyes head into the 2017-18 season, the eighth year under coach Fran McCaffery and his coaching staff, Iowa basketball is in the midst of a new era that features exciting and fun basketball that players enjoy playing and fans enjoying watching.

***“Hawkeye fans and our players will enjoy our style of basketball. We are going to compete and play the game the right way. We want to play an up-tempo style, push the ball, attack the basket and catch the defense off balance. We want to score in the 80s and 90s. Defensively, we want to change defenses and disrupt rhythm. We want to give Hawkeye fans an exciting style of basketball to watch. Our players are going to have fun and enjoy what they do on the floor.***

***“We have a solid foundation and a tremendous environment to work with as we look to build on our 25 NCAA Tournament appearances and two Big Ten Tournament championships. We embrace the Hawkeye tradition and look forward to the challenges ahead.”***

**FRAN MCCAFFERY**  
Head Coach  
University of Iowa

McCaffery took over the Iowa basketball program in 2010 after rebuilding three basketball programs (Lehigh, UNC-Greensboro and Siena) as a head coach. McCaffery became just the 12th Division I coach to take four different programs (Iowa, Siena, UNC Greensboro and Lehigh) to the NCAA Tournament. He is the first to do so with three programs from one-bid leagues.

McCaffery has one of the most experienced coaching staffs in the nation at the University of Iowa. Kirk Speraw, Sherman Dillard, Andrew Francis, and Al Seibert have over seven decades of combined coaching experience.

In five seasons as the head coach at Siena, McCaffery led his team to an average of better than 22 victories per year, including back-to-back 27-win campaigns in 2009 and 2010. He led the Saints to three straight regular season championships and NCAA Tournament appearances (2008-10).

Twelve of McCaffery’s 21 teams boasted third place or better finishes in their respective conference, including capturing league tournament titles five times. McCaffery coached teams have competed in eight NCAA Tournaments and four NIT’s.

**Consider these facts about Fran McCaffery and his coaching career:**

He was named MAAC Coach of the Year in 2009 and District I Coach of the Year in 2010 by the National Association of Basketball Coaches

McCaffery has posted ten 20-win seasons as a head coach, including eight of the last 11 years and four of the last five seasons.

Iowa tied for third place in the challenging Big Ten in 2015 and 2016. McCaffery boasts 17 upper division finishes, including five straight, in 21 years as a head coach.

The Hawkeyes have earned national rankings three of the past four seasons. Iowa was ranked in the Associated Press poll the final 11 weeks of the 2016 season, climbing as high as No. 3 on Jan. 25.

Led Iowa to 25 victories in 2013, equaling its second-highest total in school history, while also winning a school-record 18 home games. The Hawkeyes won 22 games and won an NCAA Tournament game both in 2015 and 2016.

In 21 years as a head coach, has led his teams to five conference tournament championships and 12 postseason appearances.



**Dom Uhl is the lone senior scholarship player on the 2018 Hawkeyes. Iowa returns 12 letterwinners from a year ago.**



## 2017-18

# THE UNIVERSITY OF IOWA

## ONE OF THE NATION'S VERY BEST

Iowa City, Iowa. It is the home for one of the nation's leading public universities, the University of Iowa.

It's also the home of one of the nation's most successful college basketball programs, the Iowa Hawkeyes.

25 NCAA Tournament appearances • 3 Final Fours • 8 Sweet Sixteens • 4 Elite Eights • 8 Big Ten Championships

### HERE IS A SAMPLING OF IOWA'S MOST RECENT SUCCESS:

Iowa basketball has posted six straight winning seasons under head coach Fran McCaffery between 2012-17, including 25 victories in 2013, second most in school history. The Hawkeyes have tied for third place in the Big Ten Conference and advanced to the NCAA Second Round two of the past three seasons.

The Hawkeyes won all 17 home games in 2006, posting the first-ever perfect record in Carver-Hawkeye Arena. Iowa has posted a 145-50 record in Carver-Hawkeye Arena over the past 11 seasons, including a 73-17 mark the last five years. Iowa won a school-record 18 home games in 2013.

Iowa earned berths in the NCAA Tournament two of the past three seasons (winning games in 2015 and 2016), and reached the NIT in 2012 (Round of 16), 2013 (runner-up), and 2017 (second round).

Iowa has appeared in the NCAA Tournament 22 times over the past 39 years. The Hawkeyes have made three appearances in the NCAA Final Four and have advanced to the Sweet 16 three times since 1987.

The seven winningest seasons in Iowa basketball history, 30 wins in 1987, 25 wins in 2013 and 2006, 24 wins in 1988 and 23 wins in 1989, 1993, 1996 and 2001, are an indication of the past successes of Iowa basketball. Iowa has posted 20 or more wins in 12 of the past 22 seasons, including four of the last five.

Leading the Hawkeye program is head coach Fran McCaffery, who guided Iowa to the postseason the last six years with three NCAA Tournament berths and three trips to the NIT. McCaffery led three former teams to conference championships and five NCAA Tournaments. He was tabbed the 2009 MAAC Coach of the year and 2010 NABC District I Coach of the Year. In 21 years as a college head coach, McCaffery's teams have averaged 18 wins per year. While at Siena, the Saints averaged over 22 wins during his tenure.

### IOWA BASKETBALL: GREAT SUCCESS AND GREAT TRADITION

During the 2001-02 season, the University of Iowa celebrated 100 Years of Basketball. Iowa's basketball history includes 79 winning seasons, including 27 years in which the Hawkeyes have won 20 or more games.

ESPN released its 2009 college basketball encyclopedia and inside it included its ESPN/Sagarin all-time rankings. The University of Iowa's success on the court garnered the program a ranking of No. 10 in the country!

Iowa basketball teams have advanced to the NCAA Tournament 25 times, advancing to the NCAA Final Four in 1955, 1956 and 1980. In fact, Iowa is one of just 35 Division I programs to advance to the NCAA Tournament on 25 or more occasions. In addition, Iowa has made eight appearances in the NIT postseason tournament.

The start of the Iowa basketball program can be traced back to January 18, 1896. On that date, Iowa City was the site of the first college basketball game played with five players on a side. The historic event took place in Close Hall on the University of Iowa campus. In that first game, the University of Chicago defeated Iowa, 15-12, with neither team using any substitutes.

From that first game in 1896, the Iowa basketball program has been recognized as one of the best in the nation. *Street & Smith's* magazine recently selected its "100 Greatest College Basketball Programs of All Time". In its special publication, the magazine recognized the Iowa program as No. 40 among over 300 Division I programs.



No.	Name	Pos.	Ht.	Wt.	Yr.	Hometown	High School
0	Ahmad Wagner	F	6-7	235	Jr.	Yellow Springs, Ohio	Wayne
1	Maishe Dailey	G	6-7	195	So.	Beachwood, Ohio	Beachwood
2	Jack Nunge	F	6-11	225	Fr.	Newburgh, Ind.	Castle
3	Jordan Bohannon	G	6-0	180	So.	Marion, Iowa	Linn-Mar
4	Isaiah Moss	G	6-5	205	RS-So.	Chicago, Ill.	Simeon
5	Tyler Cook	F	6-9	255	So.	St. Louis, Mo.	Chaminade Prep
11	Charlie Rose	G	6-4	190	Sr.	Elmhurst, Ill.	York Community
13	Austin Ash	G	6-2	160	Fr.	Cedar Rapids, Iowa	Mount Vernon
15	Ryan Kriener	F	6-9	250	So.	Spirit Lake, Iowa	Spirit Lake
20	Riley Till	F	6-7	200	RS-Fr.	Dubuque, Iowa	Wahlert
24	Brady Ellingson	G	6-4	196	RS-Jr.	Menomonee Falls, Wis.	Hamilton
25	Dom Uhl	F	6-9	220	Sr.	Frankfurt, Germany	Point Pleasant Beach (NJ)
30	Connor McCaffery	G	6-5	200	Fr.	Iowa City, Iowa	West
35	Cordell Pemsl	F	6-8	240	So.	Dubuque, Iowa	Wahlert
51	Nicholas Baer	F	6-7	210	RS-Jr.	Bettendorf, Iowa	Bettendorf
55	Luka Garza	F	6-11	235	Fr.	Washington, D.C.	Maret

**Head Coach:** Fran McCaffery

**Assistant Coaches:** Kirk Speraw, Andrew Francis, Sherman Dillard

**Director of Basketball Operations:** Al Seibert

**Video Coordinator:** Courtney Eldridge

**Graduate Student Managers:** Kyle Denning and Thomas Deatsch

**PRONUNCIATION GUIDE**

Kirk Speraw	SPEAR-awe	Ryan Kriener	KREEN-ir
Nicholas Baer	BAY-ir	Jack Nunge	NONE-gee (rhymes with bungee)
Maishe Dailey	MAY-she	Cordell Pemsl	PEM-sill
Luka Garza	LOU-kah	Dom Uhl	YULE



**2016-17 Record:** 19-15

**Big Ten Conference Record:** 10-8 (T-5th)

**2016-17 Postseason:** NIT Second Round

**Starters Returning/Lost:** 4/1

**Lettermen Returning/Lost:** 11/3

**Head Coach:** Fran McCaffery

**Birthdate:** 5/23/59

**Education:** B.S. -- Pennsylvania (The Wharton School), 1982  
Master of Education -- Lehigh, 1985

**Career Record:** 388-278 (.582, 21 years)

**McCaffery at Iowa:** 137-101 (.575, 7 years)

**Big Ten Record:** 64-62 (.508, 7 years)

**Best Time to Call:** Mornings, contact Athletic Communications

**Assistant Coaches:**

Kirk Speraw, eighth year at Iowa (Iowa, 1980)

Sherman Dillard, eighth year at Iowa (James Madison, 1978)

Andrew Francis, eighth year at Iowa (LIU-Southampton, 1998)

**Director of Basketball Operations:**

Al Seibert (Fredonia State, 1985)

**Video Coordinator:**

Courtney Eldridge (UNC-Greensboro, 2015)

**Graduate Assistant Student Managers:**

Thomas Deatsch

Kyle Denning

**Basketball Secretary:** Shelly Deutsch

**Trainer:** Brad Floy

**Basketball Office**

N215 Carver-Hawkeye Arena, Iowa City, IA 52242

**Telephone:** 319-335-9444 or 1-800-424-6677

Basketball Office Fax: 319-335-0900

**Starters Returning (4):**

Tyler Cook (F, 6-9, 255, So., 12.3 ppg, 5.3 rpg, 1.0 apg)

Jordan Bohannon (G, 6-0, 180, So., 10.9 ppg, 2.2 rpg, 5.1 apg)

Isaiah Moss (G, 6-5, 205, RS-So., 6.5 ppg, 1.6 rpg, 0.85 apg)

Ahmad Wagner (F, 6-7, 235, Jr., 4.8 ppg, 3.4 rpg, 1.35 apg)

**Lettermen Returning (7):**

Cordell PemsI (F, 6-8, 240, So., 8.9 ppg, 5.0 rpg, 1.1 apg)

Nicholas Baer (F, 6-7, 210, RS-Jr., 7.5 ppg, 5.8 rpg, 1.7 apg)

Brady Ellingson (G, 6-4, 193, RS-Jr., 4.4 ppg, 1.1 rpg, 1.1 apg)

Dom Uhl (F, 6-9, 220, Sr., 3.5 ppg, 3.2 rpg, 1.2 apg)

Ryan Kriener (F, 6-9, 250, So., 3.1 ppg, 2.2 rpg, 0.4 apg)

Maishe Dailey (G, 6-7, 195, So., 2.3 ppg, 1.6 rpg, 0.4 apg)

Charlie Rose (G, 6-4, 190, Sr., 0.3 ppg, 0.1 rpg, 0.1 apg) \*

**Newcomers (5):**

Austin Ash (G, 6-0, 160, Fr., Cedar Rapids, Iowa)

Luka Garza (F, 6-11, 235, Fr., Washington, D.C.)

Connor McCaffery (G, 6-5, 200, Fr., Iowa City, Iowa)

Jack Nunge (F, 6-11, 225, Fr., Newburgh, Ind.)

Riley Till (F, 6-7, 200, RS-Fr., Dubuque, Iowa) \*

**Lettermen Lost (3):**

Peter Jok (G, 6-6, 205, Sr., 19.9 ppg, 5.5 rpg, 2.6 apg)

Dale Jones (F, 6-7, 227, Sr., 0.6 ppg, 0.8 rpg, 0.2 apg)

Christian Williams (G, 6-5, 200, Jr., 2.4 ppg, 1.6 rpg, 1.6 apg)

\* -- non-scholarship athlete

**Lettermen by Experience**

**3-year Lettermen (1):** Dom Uhl

**2-year Lettermen (4):** Nicholas Baer, Brady Ellingson, Charlie Rose, Ahmad Wagner

**1-year Lettermen (6):** Jordan Bohannon, Tyler Cook, Maishe Dailey, Ryan Kriener, Isaiah Moss, Cordell PemsI

**Personnel Breakdown -- By Class**

**Seniors (2):** Charlie Rose, Dom Uhl

**Juniors (3):** Nicholas Baer (RS), Brady Ellingson (RS), Ahmad Wagner

**Sophomores (6):** Jordan Bohannon, Tyler Cook, Maishe Dailey, Ryan Kriener, Isaiah Moss (RS), Cordell PemsI

**Freshmen (5):** Austin Ash, Luka Garza, Connor McCaffery, Jack Nunge, Riley Till (RS)

**Personnel Breakdown -- By Height**

**6-0:** Jordan Bohannon

**6-2:** Austin Ash

**6-4:** Brady Ellingson, Charlie Rose

**6-5:** Connor McCaffery, Isaiah Moss

**6-7:** Nicholas Baer, Maishe Dailey, Riley Till, Ahmad Wagner

**6-8:** Cordell PemsI

**6-9:** Tyler Cook, Ryan Kriener, Dom Uhl

**6-11:** Luka Garza, Jack Nunge





There is a palpable buzz surrounding the University of Iowa men's basketball program with players, coaches, and fans eager for the start of the 2017-18 season.

Fran McCaffery, who enters his eighth season as Iowa's head coach, is 12 wins from career win No. 400. He has led the Hawkeyes to 18 victories or more the last six seasons and 10 or more conference wins each of the past three seasons.

Iowa returns 77 percent of its offense from last year's squad that finished fifth in the Big Ten. Nearly half of Iowa's offensive production a year ago came from talented freshmen Jordan Bohannon, Tyler Cook, Isaiah Moss, and Cordell Pemsil.

Bohannon had a historic season directing the offense as a true freshman, earning All-Big Ten Freshman Team honors while averaging 10.9 points and 5.1 assists. The native of Marion, Iowa, became one of only two players in the country over the last 25 years to post 175 assists and 85 3-pointers as a rookie. McCaffery says Bohannon will see time at both guard positions as a sophomore.

"Jordan will be at point the majority of the time, but I like the opportunity to run set plays for him as a two-guard because of how well he shoots the ball," said McCaffery.

Moss, who averaged 6.5 points last year, is Iowa's other returning backcourt starter. McCaffery believes his confidence is at a new level and that Moss is ready to take off.

"Isaiah is looking for his shot and is more aggressive to the basket," McCaffery said. "Whatever the situation calls for, that's what he's doing, and that's the maturity you're seeing in his game. He has to be a guy who plays with confidence and understands that there are times where he needs to take over."

Other Hawkeyes in the mix on the perimeter include Christian Williams, Brady Ellingson, and Maishe Dailey.

"Christian and Brady played a lot the last couple years and are versatile veterans," said McCaffery. "Maishe is the X-Factor because he hasn't played much, but he is talented and has shown improvement."

Many feel Iowa's biggest strength will be versatility and front-court depth. McCaffery believes this team has the most length and is the deepest he has ever coached.

"All of our post players can score in a variety of ways," McCaffery said. "We'll take advantage of that because they're all different. From a defensive standpoint, we have rim protectors, we have physicality, and we can keep fresh legs out there that should impact our ability to defend for 40 minutes."

Tyler Cook averaged 12.3 points and 5.3 rebounds as a freshman power forward, earning All-Big Ten Freshman Team accolades. Cook finished his rookie campaign making his last 18 field goal attempts, spanning Iowa's final three games. Like Moss, McCaffery believes a year of experience has helped Cook's confidence and decision making.

"Tyler is still physical and strong," said McCaffery. "He scores extremely well in the post, but his shot has improved from midrange and that will help him."

Part-time starters Ahmad Wagner and Pemsil return for their junior and sophomore seasons, respectively. Wagner started 18 games, while Pemsil was in the starting rotation 14 times. Pemsil averaged 8.9 points and five rebounds, and broke the school's field goal percentage record, making 61.7 percent of his attempts as a freshman. Wagner was the recipient of the team's Kenny Arnold Spirit Award after ranking third on the team in blocked shots (14), fourth in steals (27), and fifth in assists (46).





But who starts is not as important to McCaffery as who is on the floor at the end of games.

“Last year was indicative of that because there were a number of times where we had different lineups on the floor and a lot of times there were lineups you wouldn’t expect playing together at the end of the game,” McCaffery said. “Depending upon who is playing well, how teams are defending us, and who is healthy at the time, there will be different lineups out there.”

Iowa has two upperclassmen on the roster, senior Dom Uhl and junior Nicholas Baer, both versatile forwards. Last year, Baer was voted Big Ten Sixth Man of the Year and became the only Big Ten player over the last 25 years to amass 250 points, 40 blocked shots, 45 steals, and 45 3-pointers in a season. Uhl is playing the best basketball of his life as he enters his final season.

“Nicholas is definitely the leader of this team,” said McCaffery. “He talks and his teammates have respect for him. Even though Dom’s quiet, people respect him because he’s solid in everything he does.”

Other bigs who will have a significant impact on this year’s team include sophomore Ryan Kriener, and freshmen Luka Garza and Jack Nunge. Garza joins the Hawkeyes after being named the 2017 Gatorade D.C. Boys Basketball Player of the Year, while Nunge was a finalist for Mr. Basketball in the state of Indiana.

“Ryan fits perfectly into what we want to do,” McCaffery said. “He’s a physical big who runs the floor and can score facing the basket or with his back to the basket. He’s good at defending ball screens and is a rim protector.”



“Luka and Jack are multi-dimensional players. They can dribble, pass, and shoot. They can score both inside and out. They both run the floor. They’re incredibly unselfish. Both rebound the ball, can protect the rim, and are physically ready to go.”

Going through the 18-game Big Ten schedule is a grind, but McCaffery believes this team has the mental makeup to go through the highs and lows to compete for a championship.

“I think it helped us last year to start slow and then have the pressure to finish the way we did,” said McCaffery. “We had to figure out the importance of playing both ends and the importance of getting quality play from so many different people. You get excited when you see young guys figure it out, compete, improve, stay together, and remain confident.”

Iowa will play seven games away from Carver-Hawkeye Arena the first two months of the season. McCaffery likes the makeup of this team to navigate through the early tests on the schedule.

“I believe we are ready for that challenge,” McCaffery said. “We have to be ready to be able to play mistake-free basketball early in the season on the road. And that’s what championship-caliber teams do. That’s what NCAA Tournament teams do.”







Bruce Harreld became the 21st president of the University of Iowa on November 2, 2015. He received a Bachelor of Engineering degree from Purdue University and a Master of Business Administration degree from Harvard University.



President Harreld served on the faculty of Harvard Business School from 2008–2014, with dual appointments to the entrepreneurial and strategy units. He was faculty chair of the Building New Businesses in Established Organizations program. As a faculty member, he taught in numerous executive programs in Cambridge, Qatar, Mumbai, and Shanghai. He also has been an adjunct professor at Northwestern University in the Kellogg School of Management, developing the first-ever MBA course on Strategic Use of Information Technology.

President Harreld has served in several corporate leadership positions. As senior vice president and division president of Kraft General Foods, he led the strategic unit that formulated strategy and executed acquisitions for this multibillion-dollar company. As president and board member of Boston Market Company, he, along with five other partners, led the organization from 20 stores in the Boston area to over 1,100 stores nationally. As senior vice president of IBM, President Harreld worked with the CEO and senior management team to chart

the organization's transformation from near bankruptcy, led the business transformation team that streamlined operations and reintegrated the global organization, and led the strategy unit that was responsible for the formulation and execution of the company's overall strategy. President Harreld has also served as a consultant, advising public, private, and military organizations on leadership, organic growth, and strategic renewal, including serving as manager, vice president, and member of the board of the Boston Consulting Group.

President Harreld is the author or coauthor of numerous articles and book chapters in such journals and magazines as the Harvard Business Review, California Management Review, and Financial Executive, and books and monographs such as *Leading Sustainable Change: An Organizational Perspective* (Oxford University Press, 2015) and *Core Curriculum Strategy Reading: Executive Strategy* (Harvard Business Publishing, 2014). He has also authored or coauthored several case studies for Harvard Business Publishing.

President Harreld has received several awards, including the Accenture Award for best business article of the year and the Distinguished Industrial Engineer and Distinguished Engineering Awards from Purdue University.

President Harreld is married to Mary Gillilan Harreld, an attorney. They have four children and six grandchildren.





**Gary A. Barta**  
**Henry B. and Patricia B. Tippie**  
**Director of Athletics Chair**



Gary Barta is in his 12th year as the director of athletics at the University of Iowa, where he occupies the Henry B. and Patricia B. Tippie Director of Athletics Chair. The position was recently endowed by the Tippiess, longtime supporters of the University of Iowa and Hawkeye Athletics. Henry B. Tippie earned his UI degree in 1952 and was presented an honorary degree in 2011.

Barta was recognized by the National Association of Collegiate Directors of Athletics (NACDA) as a 2015-16 Under Armour Athletics Director of the Year. In 2016, Barta received a contract extension keeping him in Iowa City through 2021.

In the past year, Iowa Athletics staff, coaches, and Hawkeye student-athletes have continued to raise the bar in their daily approach to: “Win. Graduate. Do It Right.” There is tremendous momentum surrounding the entire Athletics program in all three areas.

Barta has engineered a significant Senior Staff reorganization the past few years. The recent changes have allowed the ability to fill a number of key positions with new faces, while realigning staff assignments to fit the needs of Hawkeye coaches, staff, and student-athletes.

In 2016-17, the UI’s annual operating budget exceeded \$100 million for the first time, with 100 percent of the revenue generated by the UI Athletics Department through external funding. The majority of revenue is derived from traditional revenue sources that include: Big Ten Conference revenue share (including media rights), sales of tickets to athletic events on the UI campus, and contributions from loyal Hawkeye fans throughout Iowa and across the country.

Support for Hawkeye Athletics has grown significantly under Barta’s leadership. An all-time record \$42 million in fundraising activity was achieved in 2016-17. This philanthropic support has been critical to the long list of Athletics facilities either built or renovated during Barta’s 11 years at Iowa.

Barta’s involvement in the UI campus and the greater Iowa City community extends beyond his position as director of the UI’s Intercollegiate Athletics programs. He is a member of the President’s Cabinet, comprised of vice presidents and other campus leaders that provide counsel to the UI’s president.

Barta remains active at the conference and national level. He serves on the Rose Bowl Management Committee and is currently involved in the NCAA Transfer Working Group. He is also regularly involved in NACDA (National Association of Collegiate Directors of Athletics) and LEAD1 (formerly known as the Division IA Athletic Directors Association).

From a community standpoint, Barta is currently serving as the Chair of the United Way of Johnson and Washington Counties Board of Directors. He is a long-standing member of the Partnership for Alcohol Safety Committee, and has been a regular participant in numerous Chamber and Convention and Visitor Bureau initiatives during his tenure.

Barta often suggests to his staff that “Hope is not a strategy,” which is why the Department is undergoing a comprehensive review and rewriting of the strategic plan for the UI Athletics Department and continues to work with the UI’s leadership on a long-term financial plan.

• Win •

- Rick Heller and the Iowa baseball program won the 2017 Big Ten Conference tournament championship for the first time in program history and returned to the NCAA Tournament for the second time in three seasons. The Hawkeyes posted 39 victories—the fifth most in school history—and reached the Big Ten title game for a second consecutive season. Iowa’s line-up included national home run leader Jake Adams, who set Iowa and Big Ten records with 29 home runs.
- Four players were selected in the 2017 Major League Baseball First-Year Player Draft, moving the four-year total to 15 under Heller—the most in school history. Jake Adams and Mason McCoy were selected within seven picks of each other in the sixth round. They were the highest Iowa draft picks since 1999 and the highest by a position player since 1992.
- Joey Woody’s track and field team matched a school record by sending 15 individuals to the NCAA Outdoor Championships. The men’s squad scored 15 points to finish 17th in the nation, Iowa’s best finish in 50 years. Aaron Mallett (110-meter hurdles, 4th), Reno Tuufuli (discus, 5th) and the 1,600-meter relay team (3rd), earned first-team All-America honors. Junior Brittany Brown (200 meters, 7th) and Lauluga Tausaga (discus, 7th) paced the women’s team as first-team All-Americans.
- The Iowa men’s track team earned the Hy-Vee Cup at the Drake Relays, recording the highest point total of all university men’s teams competing in one of the premier track and field meets in the nation.
- Under fifth-year head coach Andrew Carter, the Iowa rowing program was selected to the NCAA Championships for the second time in program history, ending a 16-year drought. The Hawkeyes finished fourth in the Big Ten and were ranked as high as 11th in the nation during the season. Carter was named NCAA Regional Coach of the Year.
- Tom Brands’ Iowa wrestling squad finished third in the Big Ten and fourth at the NCAA Championships. Senior Cory Clark won an NCAA title at 133 pounds and the Hawkeyes crowned five All-Americans. Thomas Gilman and Sammy Brooks won Big Ten individual championships; Michael Kemerer and Cash Wilcke were named to Amateur Wrestling News All-Rookie Team.
- Iowa football appeared in its fourth straight January bowl game following the 2016 season, as the Hawkeyes have won 20 games over the past two seasons.
- Iowa football participated in the Big Ten Conference football championship game in 2015 and appeared in the 2016 Rose Bowl Game.
- Iowa football has appeared in 14 bowl games under head coach Kirk Ferentz, including 10 January bowl games.
- Under Fran McCaffery, the Iowa men’s basketball team advanced to the postseason for a sixth consecutive season (three NCAA, three NIT), reaching the second round of the NIT before falling to the eventual tournament champion in overtime. Two Hawkeyes earned All-Big Ten honors, including first-team selection Peter Jok. The Hawkeyes have had a first-team All-Big selection for four consecutive seasons.
- Lisa Bluder’s Hawkeye women’s basketball team advanced to postseason play for the 10th straight season while fielding a very young team comprised of nine underclassmen and five upperclassmen. Iowa advanced to the fourth round of the WNIT, collecting postseason wins over Missouri State, South Dakota, and Colorado. Three Hawkeyes earned All-Big Ten honors and five earned Academic All-Big Ten recognition.
- The UI men’s golf team, under the direction of third-year head coach Tyler Stith, competed in its ninth straight NCAA Tournament. The Hawkeyes placed fourth in the Big Ten Championships.
- Larissa Libby’s GymHawks advanced to the NCAA Regionals for the ninth time in the last 10 seasons, where they finished third (195.050). Senior Angel Metcalf and freshman Clair Kaji advanced as individual competitors at the NCAA Championships. The GymHawks were third at the Big Ten Championships, with five gymnasts earning All-Big Ten honors.



- JD Reive's UI men's gymnastics squad placed fifth at the Big Ten Championships and saw Matt Loochtan garner first-team All-Big Ten recognition. Five student-athletes advanced to NCAA individual event finals.
- First-year head coach Sasha Schmid led the women's tennis team to a plus-five improvement in conference wins from the previous season and guided Iowa back to the Big Ten Tournament for the first time since 2014. Elise van Heuvelen was named Big Ten Freshman of the Year and first-team All-Big Ten.
- The Iowa women's swimming and diving team placed 26th as a team at the 2017 NCAA Championships under Marc Long – the program's highest finish since 2005. The Hawkeyes had two first-team All-Americans in Emma Sougstad and Calli Head.
- The Iowa men's and women's swimming and diving teams both tallied Top-40 finishes at the NCAA Championships under head coach Marc Long. The program had two student-athletes—junior Emma Sougstad (100 breast) and senior Roman Trussov (100 breast, 200 breast)—garner three All-America distinctions.
- In his third year as head coach, Bond Shymansky guided the volleyball team to one of the best volleyball seasons in program history. Iowa finished the regular season with a 19-13 overall record and a 9-11 mark in Big Ten play, recording the program's first winning season since 2000. Loxley Keala became the eighth player in program history to garner 2,000 assists, a feat she accomplished in just two years with the program. As a senior, Keala amassed 1,212 assists and became the first Hawkeye to earn All-Big Ten honors since 2001.

### • Graduate •

- In October 2016, the NCAA reported Iowa's student-athletes set a Hawkeye record by posting a Graduation Success Rate (GSR) score of 90 percent. Iowa student-athletes also earned a 76 percent Federal Graduation Rate (FGR). The FGR is also a record, and tops among the three Board of Regents State of Iowa institutions.
- Sixteen teams improved their GSR over 2015-16 while 16 teams also improved their Academic Progress Rate (APR) over the previous year.
- The grade point average for all UI student-athletes has reached 3.0 or above for the past two years, which exceeds the GPA average for all students attending the University of Iowa.
- Last May, the NCAA reported all 24 of Iowa's sports programs were comfortably above the APR threshold for the seventh straight year. The NCAA also singled out the men's golf, women's swimming and diving, and men's gymnastics teams for APR scores that ranked in the top 10 percent of their peer groups.
- Women's basketball senior Ally Disterhoft was named College Sports Information Directors of America (CoSIDA) Academic All-American of the Year for the second straight year. Disterhoft is just the fifth scholar-athlete to win the prestigious award in back-to-back years since its inception in 1987-88 and the second Big Ten athlete to accomplish the feat.
- One-hundred-eighty-three UI student-athletes earned Academic All-Big Ten recognition throughout the year.
- Forty-five UI student-athletes earned the Big Ten Conference Distinguished Scholar Award.
- The women's rowing program featured 15 Academic All-Big Ten selections and four Collegiate Rowing Coaches Association National Scholar-Athletes.
- Men's gymnastics tied a school record with nine Academic All-Big Ten selections. Senior Jack Boyle was named a finalist for the Nissen-Emery Award, given to the country's most outstanding senior gymnast in the gym and in the classroom.

- Seven men's and women's swimming student-athletes were named College Swimming Coaches Association of America (CSCAA) Scholar All-Americans and 21 earned Academic All-Big Ten recognition.
- Wrestlers Michael Kemerer, Alex Meyer, and Brandon Sorensen were named to the National Wrestling Coaches Association (NWCA) All-Academic Team.

### • Do It Right •

- The UI provides a superior experience for the more than 650 talented student-athletes who participate in the program annually and the more than one million friends and fans of the UI who attend Hawkeye events on the UI campus while being responsible and productive citizens of the greater Iowa City and University of Iowa community.
- Iowa remains among the handful of intercollegiate athletics programs nationally that successfully maintains its status as 100 percent self-supporting.
- UI student-athletes, coaches, and staff are also active local leaders, logging 15,000 hours of community service and spearheading efforts to support a wide variety of causes ranging from construction of the UI's new Stead Family Children's Hospital, to the UI's extremely successful Dance Marathon, to involvement with Coaches vs. Cancer.
- Iowa football has been involved with the Stead Family Children's Hospital "Kid Captain" program for 11 years. UI Athletics teamed with the UI Alumni Association on the "Black and Gold Fridays" outreach program and partnered with the College Football Playoff Foundation on "Extra Yard for (K-12) Teachers" program.
- Iowa's annual "Day of Caring" serves as the foundation upon which all these outreach activities rest. Now in its 22nd year of existence, the Day of Caring happens each April and typically involves representatives of most, if not all, of Iowa's sports programs who provide a wide variety of assistance to myriad not-for-profit organizations that serve the greater Iowa City community.
- "Doing It Right" also encompasses efforts aimed at improving the student-athlete experience. The UI Athletics Department invested more than \$1.7 million directly into food cost for its student-athletes in 2014-15 in response to NCAA legislation aimed at providing a higher quality student-athlete experience, with that figure exceeding \$1.9 in 2016-17. That commitment will continue annually and is complemented by increases to the value of the scholarships awarded the UI's student-athletes as part of the NCAA's effort to fully address cost of attendance.
- The Ladies Football Academy, spearheaded by Mary and Kirk Ferentz, has donated more than \$1.8 million to the University of Iowa's Stead Family Children's Hospital, which opened recently across the street from Kinnick Stadium.
- Margaret and Fran McCaffery have been champions for Coaches vs. Cancer and the American Cancer Society (ACS). The McCafferys have been actively involved with the Coaches vs. Cancer program and have raised more than \$2 million to support ACS efforts.

### • Facilities •

- Providing the resources for UI student-athletes and coaches to be successful is a priority for Barta and his senior management team. That process includes providing state-of-the-art facilities, which is why Barta continues to work closely with institutional leadership on the finalization of a comprehensive master plan for the facilities available to the Hawkeyes. Recently completed and additional facility projects on the horizon include:
- Initial phases of the Kinnick Edge, an \$89 million project over the next two years that includes complete replacement of the north end zone in Kinnick Stadium that will provide new and improved indoor and outdoor seating and amenities, additional video wall, and a new playing surface in Iowa's historic football stadium.

- Construction of the \$55 million Stew and LeNore Hansen Football Performance Center, completed in 2015.
- Center-hung videoboards in Carver-Hawkeye Arena, along with new sound and lighting systems.
- Forty-seven million dollar revitalization of Carver-Hawkeye Arena.
- Installation of a new video wall and video ribbon board at Kinnick Stadium.
- Partnered in construction of a new indoor turf facility that accommodates Olympic sports such as baseball, softball, golf, and soccer.
- Renovation of the practice space inside the UI Fieldhouse for the men's and women's gymnastics teams.
- Construction of the James M. Hoak Family Golf Complex for the men's and women's golf programs.
- Installation of FieldTurf on the outdoor football practice fields, matching the playing surface of Kinnick Stadium.
- Design and construction of a new clubhouse and pro shop at Finkbine Golf Course scheduled for completion in 2019.
- Renovation and upgrades for the Gerdin Athletic Learning Center, home to the UI's Student-Athlete Academic Services staff, scheduled for completion spring 2018.
- Installation of a banked track in the UI Recreation Building, home of UI indoor track programs.
- Stadium upgrades to the baseball (Duane Banks Field) and softball (Bob Pearl Field) facilities.
- Olympic sport improvements for soccer, gymnastics, volleyball, field hockey, and several other teams.

**• Fan Support •**

- In 2016-17, Iowa ranked in the Top 25 in home attendance for football, women's basketball, and men's basketball, while once again leading the nation in wrestling home attendance.
- Iowa ranked 20th in the nation in football home attendance in 2016 (69,656)
- Iowa ranked in the Top 25 in the nation in men's basketball home attendance in 2016-17 (12,548).
- Iowa ranked 19th in the nation in women's basketball home attendance in 2016-17 (4,395).
- Iowa led the nation in wrestling home attendance in 2016-17 (10,591). The Hawkeyes have led the nation in attendance for the 11 straight seasons.

**• Personal •**

- As the director of athletics at the University of Wyoming for three years, seven different Wyoming coaches were named Mountain West Conference Coach of the Year. Barta spearheaded a fundraising effort that netted the Cowboy athletics program \$11 million in private support and \$11 million in matching state funds.
- As the senior associate athletics director at the University of Washington, he directed the "Campaign for the Student-Athlete," was a participant in the design, construction and/or renovation of several Washington athletics facilities, including Bank of America Arena and the Dempsey Indoor Practice Facility. In addition to almost doubling the amount of annual private support received by Washington, Barta also managed the department's external relations division, a task that included managing corporate sponsorship and radio contracts. His responsibilities at Washington expanded over time to include hiring coaching and administrative staff, and the day-to-day oversight of several Huskie sport teams.
- The roots of his development experience extend to his first two positions: director of development at his alma mater, North Dakota State University, and director of athletics development and external relations at the University of Northern Iowa.
- Barta earned a bachelor of science degree in mass communication and broadcast journalism from North Dakota State in 1987. He was an option quarterback for Bison football squads that won the Division II NCAA National Championship in 1983, 1985, and 1986.
- Barta, and his wife, Connie, have a son, Luke (19), and a daughter, Madison (17). He was born September 4, 1963, in Minneapolis.



**The Barta Family (l-r): Luke, Connie, Madison, and Gary.**





In his first seven years as the University of Iowa head men's basketball coach, Fran McCaffery has brought enthusiasm and excitement back to the Hawkeye basketball program. After two decades as a head coach, he has coached his teams to eight NCAA tournaments and four NITs, posting an overall record of 388-278 (.583).

McCaffery was named the University of Iowa's 22nd head men's basketball coach on March 29, 2010. The Philadelphia native has accumulated 17 upper division conference finishes in 21 seasons as a head coach. McCaffery and the Iowa Hawkeyes have finished in the first division of the Big Ten each of the last five seasons. Additionally, Iowa is one of only three schools to have posted a Big Ten record of .500 or better each of the last five years.

Since taking over the program in 2010, the Hawkeyes have vaulted back to national prominence. Iowa has appeared in a postseason tournament each of the last six seasons (3 NCAA, 3 NIT). McCaffery coached the Hawkeyes to three straight NCAA Tournament appearances (2014, 2015, 2016) -- something that has not been accomplished in 23 years -- and reached the NIT championship game in 2013 with a team that won 25 games.

McCaffery is the first head coach to lead Iowa to 18 or more victories in six straight seasons (2012-17). Overall, the Hawkeyes have amassed 126 victories the last six seasons (21 average) under McCaffery's direction, a total that is the third most in program history over a six-year span. McCaffery's 137 wins rank second behind Tom Davis for the most in the first seven seasons as Iowa's head coach.

McCaffery continues to get the most of his talent, coaching seven Hawkeyes to All-Big Ten status the past six seasons. Devyn Marble (2014), Aaron White (2015), Jarrod Uthoff (2016), and Peter Jok (2017) became the first Hawkeyes to garner first-team all-conference laurels in consecutive seasons since 1945-48. McCaffery also developed Gabriel Olaseni and Nicholas Baer into the 2015 and 2017 Big Ten Sixth Man of the Year, respectively.

The past seven years, McCaffery has coached 13 Hawkeyes to professional contracts, including Devyn Marble and Aaron White, who were selected by the Orlando Magic (2014) and Washington Wizards (2015) in the NBA Draft, respectively.

McCaffery may have pulled off his best coaching job at Iowa this past season, working with one of the youngest teams in the country and nearly receiving a berth in the NCAA Tournament. Iowa tied for fifth in the Big Ten and was one of the last four out of the tournament field. Jok led the team, becoming Iowa's fifth Big Ten scoring champion in school history, averaging 19.9 points per game. For half the season, Jok started alongside four freshmen -- Iowa's youngest starting lineup in school history. Undaunted, McCaffery and the Hawkeyes progressed as the season went on ultimately winning four games against nationally ranked teams, including No. 21 Wisconsin and No. 24 Maryland on the road.

In addition to leading the Big Ten in scoring, Jok established new school free throw records in single-game makes (22), career percentage (.864), and single-season accuracy (.911). Freshman Cordell Pemsil broke the school's single-season field goal percentage mark (.617), while rookie Jordan Bohannon rewrote the Iowa freshman record books in assists (175), 3-pointers (89), and double-doubles in points and assists (3).



In 2016, McCaffery coached an Iowa team to heights that had not been seen in Iowa City in decades. The Hawkeyes were ranked nationally the final 12 weeks of the season, including ascending as high as No. 3 -- its highest ranking since 1987. Iowa won five games over AP Top-25 teams, which tied for the second most by a Hawkeye team over the last 20 seasons. The Hawkeyes recorded back-to-back 12-win seasons in Big Ten play for just the third time in school history (1981-82 and 1987-88) and won an NCAA Tournament game in consecutive seasons for the first time since 1996-97. Additionally, Iowa swept Michigan, Purdue, and Michigan State (6-0) for the first time since 1954.

Individually, Uthoff joined a prestigious list of Hawkeye greats. The forward became just the fifth consensus All-American in program history and the first since 1952. He also was named the Men's Basketball Division I Academic All-American of the Year. Uthoff became the first Iowa men's basketball player to ever be named a consensus and Academic All-American of the Year. Jok's game erupted, boasting the best points per game increase in the Big Ten from 2015 to 2016. Jok garnered second team all-conference honors as a junior.

In 2015, Iowa's seven true road victories were the most by a Hawkeye team since 1987. And in the NCAA Tournament, McCaffery and the Hawkeyes posted the largest margin of victory ever in a 7/10 match-up, beating 10th-seeded Davidson, 83-52, in the second round. The 31-point win was the largest by any Hawkeye team in a postseason game.

McCaffery and the Hawkeyes have made Carver-Hawkeye Arena one of the most feared arenas to play in nationally. Fans have embraced McCaffery and his team's style of play, with attendance increasing by more than 50 percent since 2010. Iowa sold out a combined 25 games the last four seasons, including 11 in 2014. The Hawkeyes continue to feed off the energy in Carver-Hawkeye Arena, winning 87 home games between 2011-17. Iowa won a school-record 18 home contests in 2013.

The positive steps McCaffery has taken the Iowa men's basketball program in seven seasons are par-for-the-course for a coach who has demonstrated his ability to rebuild programs. McCaffery is one of just 12 Division I head coaches to take four different programs to the NCAA Tournament.

McCaffery continues to create interest with recruits on a national level due to his tireless work ethic. McCaffery's is a proven recruiter, demonstrated by signing the 25th-best recruiting class in the country prior to the 2013 season. His 2016 and 2017 recruiting classes includes talented players from across the country, including the Washington, D.C. Player of the Year, Luka Garza.

Under McCaffery's direction, Iowa won 20 or more games four straight seasons (2013-16), the program's longest streak in 15 years. The Hawkeyes accumulated 25 victories in 2013, which equal the second-most win total in school history, 20 in 2014, 22 in 2015, 22 in 2016, and 19 in 2017.

McCaffery's up-tempo style of play is a favorite among his players. In 2014, Iowa averaged 81.5 points per game, a scoring output that was tops in the Big Ten and 10th nationally. The 81.5 average was the highest by an Iowa team since 1995 (83.6 ppg) and the second-highest by a McCaffery-coached team (Lehigh's 1988 squad average 82.0 ppg). In 2016, Uthoff and Jok combined to average 35 points per game, Iowa's third-highest scoring duo the last 40 seasons. In 2017, Iowa led the Big Ten in both scoring (80.5) and steals (7.4), and broke the school single-season records in assists (602) and 3-pointers made (300), and single-game benchmark for triples made (18).

McCaffery has posted 10 seasons of 20 wins or more as a head coach, including eight in the last 11 years. McCaffery, who won his 300th career game as a head coach on March 9, 2013, against Nebraska, has served as head coach at four institutions: Iowa, Siena, UNC-Greensboro and Lehigh. The four teams had a combined record of 35-84 (.204) the season prior to his arrival. By year three, they had a total record of 89-45 (.664).

## McCaffery's Coaching Record

Year	School	Overall		Conference		Postseason
		W-L	Pct.	W-L	Pct.	
1985-86	Lehigh	13-15	.464	---	---	---
1986-87	Lehigh	15-14	.517	---	---	---
1987-88	Lehigh	21-10	.677	8-6	.571	NCAA First Round
1999-00	UNCG	15-13	.536	9-7	.563	---
2000-01	UNCG	19-12	.704	10-6	.625	NCAA First Round
2001-02	UNCG	20-11	.645	11-5	.688	NIT (0-1)
2002-03	UNCG	7-22	.241	3-13	.188	---
2003-04	UNCG	11-17	.393	7-9	.438	---
2004-05	UNCG	18-12	.600	9-7	.563	---
2005-06	Siena	15-13	.536	10-8	.556	---
2006-07	Siena	20-12	.625	12-6	.667	---
2007-08	Siena	23-11	.676	13-5	.722	NCAA Second Round
2008-09	Siena	27-8	.771	16-2	.889	NCAA Second Round
2009-10	Siena	27-7	.794	17-1	.944	NCAA First Round
2010-11	Iowa	11-20	.355	4-14	.222	---
2011-12	Iowa	18-17	.514	8-10	.444	NIT (1-1)
2012-13	Iowa	25-13	.658	9-9	.500	NIT runner-up (4-1)
2013-14	Iowa	20-13	.606	9-9	.500	NCAA First Round
2014-15	Iowa	22-12	.647	12-6	.667	NCAA Second Round
2015-16	Iowa	22-11	.667	12-6	.667	NCAA Second Round
2016-17	Iowa	19-15	.559	10-8	.556	NIT (1-1)
<b>20-year Total</b>		<b>388-278</b>	<b>.583</b>			

McCaffery recruited and coached White to an illustrious Hawkeye career. White became the first Iowa player to score 1,800 points and collect 900 rebounds, while also leading the team in rebounding all four years. He finished his career ranked second in scoring (1,859) and third in rebounding (901). He made more free throws than any other Big Ten player the last 50 years, ranking third all-time in Big Ten annals with 618.

McCaffery, 58, came to Iowa after five successful seasons at Siena.

McCaffery's five years at Siena were the best in its 70-year history. He led the Saints on an incredible run that ended with three straight conference championships and NCAA Tournament appearances. In so doing, Siena became the only program in the country to win its regular season and postseason title 2008-10.

McCaffery's Saints owned a 112-51 record in his five years with the program. After orchestrating the fifth greatest turnaround in Division I play his first year, McCaffery led Siena to a 20-win season and a MAAC Championship game appearance in his second. In 2007-08, Siena took its biggest step forward under his direction, earning the MAAC regular-season and tournament championship, as well as an NCAA Tournament first-round win over Vanderbilt. In 2008-09, the Siena program enjoyed unprecedented success. Siena won the regular-season title by equaling a program record with 27 wins before

capturing the tournament crown. The Saints went on to defeat Ohio State in double overtime in one of the tournament's most exciting games.

In 2010, McCaffery led Siena to its fourth straight 20-win season, something never before achieved in program history. Siena ran away with the league title, clinching the No. 1 seed in the tournament and ultimately knocking off Fairfield in the MAAC title game.

The 2009 MAAC Coach of the Year is the third-winningest coach, by percentage, in league history (68-22, .756). He is the only coach to guide a MAAC program to two NCAA Tournament wins.

The 2008 season will also go down as one of the most memorable in Siena basketball history. McCaffery became just the 31st coach to take three different programs to the "Big Dance", and he was the first to do so with three programs from one-bid leagues (conference's that sent just one team the year his program advanced). Siena pounded Rider in the MAAC title game on its home floor to earn the MAAC's automatic bid. Less than two weeks later, McCaffery put together the perfect game plan and Siena led from start-to-finish in a triumph over Vanderbilt. Many considered the victory the greatest in school history, challenged at the time only by the program's 1989 upset of Stanford in the NCAA first round.

Siena won 20 games in McCaffery's second season (2007) and tied for third place in the MAAC with a 12-6 finish. McCaffery's Saints were the highest scoring team in the league, and they peaked at the right time, winning seven of their last eight regular-season games and advancing to play for the league championship.

McCaffery's first recruit - senior Kenny Hasbrouck - graduated as the most important player in program history. He was named MAAC Rookie of the Year as a freshman, MAAC second team and All-Tournament team as a sophomore, collegeinsider.com Mid Major Player of the Year, MAAC first team and MAAC Tournament MVP as a junior and MAAC Player of the Year, MAAC Tournament MVP, NABC All-District and MAAC first team as a senior.

His second class is widely regarded as the best in program history. Edwin Ubiles, Alex Franklin, and Ronald Moore finished their four-year careers with a 97-38 (.719) overall record, three MAAC Championships in four title game appearances, three-straight NCAA Tournament appearances and two NCAA Tournament first round victories. Ubiles was a two-time MAAC first team, NABC All District first team and MAAC Tournament team selection and the 2007 MAAC co-Rookie of the Year. Franklin, a two-time NABC All District selection, earned 2008 and 2009 MAAC second team and MAAC Tournament team honors. He won the 2010 MAAC Player of the Year award (Siena's second straight) and the 2010 MAAC Tournament MVP. Moore, the pulse of the team, earned 2009 MAAC second team and 2010 MAAC first team honors as well as a spot on the 2010 MAAC Tournament team. He became the MAAC's all-time assists leader in the 2010 MAAC Championship game.

In total, four Saints were named to either the first or second All-MAAC team in 2009, newcomer Kyle Downey was an All-Rookie selection and Clarence Jackson was named MAAC Sixth Man of the Year.

McCaffery was introduced as Siena's 14th head men's basketball coach on April 1, 2005.

McCaffery took over at Siena from UNC-Greensboro, where he posted a 90-87 record in six seasons. In his first year at the helm, Greensboro placed third in the North Division. He guided the Spartans to the 18th-best improved record among NCAA Division I teams.

In McCaffery's second season, he guided the Spartans to unprecedented heights with a 19-12 record and the 2001 SoCon Tournament Championship. The Spartans defeated Chattanooga in the finals and received the SoCon's automatic bid to the NCAA Tournament. The following year (2001-02) McCaffery led the Spartans to their first 20-win season since joining the conference. It marked the first time the program claimed a share of the SoCon North Division title as well. After falling to eventual



tournament champion Davidson in the conference tournament semifinals, the Spartans were awarded a berth into the 2002 NIT.

In his final year in Greensboro, McCaffery brought the Spartans to the brink of the NCAA Tournament before a SoCon Championship game loss to Chattanooga. He led UNCG to a victory over Davidson in the semifinals, defeating a team that had been 16-0 in conference play. A big part of that success was SoCon Freshman of the Year Kyle Hines.

McCaffery spent the 11 years prior to his arrival at Greensboro at Notre Dame as an assistant coach and recruiting coordinator, working on the staffs of Richard "Digger" Phelps and John MacLeod.

Among the players he recruited to play for Notre Dame were Pat Garrity, Academic All-American of the Year in 1998, and Troy Murphy, the Big East Player of the Year in 2000 and an eventual first-round NBA draft pick. Garrity was also a first-round NBA draft pick and the Big East Player of the Year in 1997. In addition to Murphy and Garrity, McCaffery was involved in recruiting NBA First Round picks LaPhonso Ellis (1992 Draft, #5 Denver), Monty Williams (1994 Draft, #24 New York) and Ryan Humphrey (2002 Draft, #19-Utah Jazz).

He helped the Irish to NCAA Tournament appearances in 1989 and 1990. Notre Dame reached the NIT finals in 1992 and advanced to the quarterfinals in 1997.

At 26, McCaffery was the nation's youngest Division I head coach when he was hired on Sept. 11, 1985, at Lehigh. McCaffery capped his three-year tenure with the Engineers with a 21-win season and an NCAA berth in 1988.

In three seasons as head coach at Lehigh, he compiled a 49-39 overall record and guided the team to the NCAA Tournament in 1988. At the time he was the youngest head coach to reach the NCAA Tournament. His Lehigh teams had two winning seasons in three years and the 1987-88 squad's 21-10 record remains the best in program history. Lehigh had just four winning seasons in the 55 years prior to his arrival.

McCaffery was assistant coach and recruiting coordinator at Lehigh from 1983-85 and helped the team to its first NCAA Tournament appearance in 1985. As recruiting coordinator, he helped sign Darren Queenan, who remains Lehigh's all-time leading scorer. Queenan was second in the nation in scoring in 1988.

McCaffery was assistant varsity coach and head sub-varsity coach at his alma mater, Pennsylvania, during the 1982-83 season. At Penn, he worked for Craig Littlepage, who is now the director of athletics at the University of Virginia.

McCaffery lettered three years as point guard on the men's basketball team at Pennsylvania as one of the first transfers to play for the Quakers. He earned

a bachelor's degree from The Wharton School of Finance and Commerce in 1982. In 1985 he received his master's degree in education from Lehigh.

In three seasons as a player he helped lead Penn to a pair of NCAA Tournament appearances and Ivy League titles and one berth in the NIT. As a senior in 1981-82 he led the Ivy League in steals and assists and was voted the team's Most Inspirational Player.

Recruited as the successor at point guard to Skip Brown at Wake Forest, McCaffery played one season at Wake Forest, 1977-78, helping the Demon Deacons to a 19-10 record. Nicknamed "White Magic," he started 11 of 28 games as coach Carl Tacy's team finished runner-up in the ACC Tournament to eventual NCAA runner-up Duke. Wake defeated North Carolina twice in three meetings and won five of the eight games it played at the Greensboro Coliseum.

The McCaffery's have been a champion for Coaches vs. Cancer and the American Cancer Society (ACS). The McCaffery's have been actively involved with the Coaches vs. Cancer program and have raised significant funds to support ACS efforts, including more than \$2 million since becoming Iowa's head coach in 2010. His efforts were honored during the 2015 Final Four weekend, as McCaffery was honored with the Coaches vs. Cancer Champion Award. The distinction is awarded annually to a college coach who has been engaged vigorously in the Coaches vs. Cancer program's fundraising, education and promotional initiatives and has demonstrated leadership in the fight to save more lives from cancer. The ACS awarded the McCaffery's with the Fighting Spirit Award in 2015.

In addition to their work with the American Cancer Society and Coaches vs. Cancer, the McCaffery's help spearhead the launch of a new Adolescents and Young Adult Cancer Center in Iowa City.

McCaffery, a Philadelphia native who attended LaSalle High School, and his wife Margaret have four children: sons, Connor, Patrick and Jonathan and a daughter, Marit.



*The McCaffery family (left to right): Marit, Fran, Jonathan, Connor, Margaret, and Patrick.*



**WHAT OTHERS ARE SAYING ABOUT FRAN MCCAFFERY**

"We are thrilled to have Fran McCaffery lead our men's basketball program. From the first day I met Coach McCaffery he said, 'I want to be the coach at Iowa.' He is a proven winner, a leader, has competed for championships and will continue to do so. Coach McCaffery is committed to student-athletes, their personal lives, and their education. Every one of his student-athletes who has completed their eligibility has graduated."

**Gary Barta**  
**Director of Athletics**  
**University of Iowa**

"Fran McCaffery adds a different flavor and is good for the Big Ten. This is going to be a very attractive program for highly skilled players. He comes in with a system that advocates putting the biscuit in the basket, putting points on the board. That's going to be fun. There's no doubt in my mind that when Fran gets this thing going, Iowa City is going to be on fire. He's going to get players, not just because of his system but because he can coach. They're going to score in the 90s, or the high 80s."

**Gus Johnson**  
**College Basketball Analyst**

"Coach McCaffery did one of the best coaching jobs in the Big Ten this season (2011)."

**Wayne Larrivee**  
**College Basketball Announcer, BTN**

"I'm a big fan of Fran McCaffery. He does things the right way."

**Eric Collins, Former BTN Broadcaster**

"I love the direction Fran McCaffery is taking this program."

**Tim McCormick, ESPN College Basketball Analyst**

"Fran McCaffery has done an outstanding job rebuilding this program."

**Andy Katz, ESPN.com Senior College Basketball Writer**

"If Iowa's rationale was hiring a quality person who recruits quality people, who doesn't cheat, does it the right way and is into developing young men while recognizing that he wants to have a winning team on the floor... then Fran is the perfect guy for the job."

**LaPhonso Ellis, ESPN College Basketball Analyst**

"When a parent passes their kid over to Fran they can rest assured a few things. One, he's going to make sure, to the best of his ability, that he gets a quality degree. Secondly, he is going to do his very best to develop that individual player within the team context. And finally, because of the vast resources of people that he knows outside of the game that he will do his very best, for those who aren't fortunate to play at the next level, to use his influence to make sure they get jobs and have an opportunity to have upward mobility. That's what makes him special."

**LaPhonso Ellis, ESPN College Basketball Analyst**

"I think Iowa made an outstanding choice. Fran McCaffery-coached teams are well coached and very well organized."

**Ronnie Lester**  
**UI All-American**

"Fran McCaffery is a good solid hire for the University of Iowa. Iowa has been hoping for a winner and I believe one has arrived. He's won at Lehigh, UNC-Greensboro and Siena -- if you can win at those places, you can win anywhere. His teams are enjoyable to watch with their style of play; he lets his kids play free."

**Doug Gottlieb, CBS Analyst**

"Fran McCaffery is a fine basketball coach, and an even finer person. He can teach the game, identify and attract talent, and he is a man of great substance and integrity. Iowa made a great hire in McCaffery."

**Jay Bilas, ESPN and CBS Analyst**

"Fran McCaffery is a great hire for Iowa. He was a great assistant coach and did a great job in making Siena the Gonzaga of the east. He will bring back the traditions of Iowa basketball."

**Digger Phelps**  
**Former ESPN College Basketball Analyst**  
**Former Head Coach, Notre Dame**

"Coach McCaffery has quickly rebuilt the Iowa program through tireless recruiting and an unmatched passion for competing. He is a proven winner who instilled an up tempo style of basketball fans love and players embraced! He understands the proud tradition of Hawkeye basketball and operates with the utmost integrity the University of Iowa community appreciates."

**Bobby Hansen**  
**UI Final Four Member, 1980**  
**World Champion, Chicago Bulls**  
**Hawkeye Radio Network Analyst**

"The number one thing about Fran, is that he has a great feel for the game, and, he understands players. He and I spent a lot of time in traversing the state of Iowa, trying to get Iowa kids to come to Notre Dame. Fran has a great knack for setting an offense and he is a great defensive coach. He has great relationships with his players. This is a great fit for Iowa and a great fit for Fran."

**John MacLeod**  
**Former Head Coach, Notre Dame**  
**Former Head Coach, Golden State**

"I have been impressed with Coach McCaffery's consistent success, most recently at Siena. His teams are well prepared and his development of players, particularly on the perimeter, should fit in well with the young roster in Iowa City."

**Shon Morris, BTN Analyst**

"You have to love what coach McCaffery has going at the University of Iowa. He's continues to create interest on a national level. They play a great style of basketball; they press, run and jump, fast break and shoot a lot of three's. High school guys always say that they want to go to a coach who is going to let them play... well, Fran McCaffery is that coach who let's his guys play."

**Miles Simon, ESPN Analyst**

**NOTABLE PLAYERS RECRUITED AND/OR COACHED AS AN ASSISTANT AT NOTRE DAME**

**Pat Garrity:** Big East Player of the Year 1997; second team All-America in 1998; Academic All-American of the Year in 1998 and a two-time Academic All-American; selected #19 in the 1998 NBA Draft by Milwaukee.

**Troy Murphy:** Big East Player of the Year in 2000 and co-Big East Player of the Year in 2001; Big East Rookie of the Year in 1999; two-time consensus first team All-American and All-Big East honoree; selected #14 in the 2001 NBA Draft by Golden State.

**LaPhonso Ellis:** Only Notre Dame player to lead the team in blocks each of his four seasons; Selected #5 in the 1992 NBA Draft by Denver.

**Monty Williams:** Selected #24 in the 2002 NBA Draft by Utah.

**NOTABLE PLAYERS RECRUITED AND COACHED AT LEHIGH**

**Darren Queenan:** Co-East Coast Conference Player of the Year in 1987; Lehigh's all-time leading scorer and ranked second in the country in scoring in 1988; one of the most prolific scorers in NCAA history, he is one of only eight players to have amassed 2,700 points and 1,000 rebounds; four-time first team all-conference honoree; Played 16 years professionally overseas.

**Mike Polaha:** 1988 Sporting News All-American; Two-time All-East Coast Conference honoree (1987-88); only Lehigh player to score 1,400 points and have more than 400 rebounds and assists.

**Mike Androlewicz:** 1986 first team All-East Coast Conference selection.

**NOTABLE PLAYERS RECRUITED AND COACHED AT UNC-GREENSBORO**

**Kyle Hines:** 2005 Southern Conference Freshman of the Year; 2007 Southern Conference Player of the Year, becoming the first player from UNC Greensboro to earn the honor; All-American in 2007; three-time USBWA All-District selection; one of only four players to garner All-Southern Conference accolades; one of only six players in NCAA history to ever record 2,000 points, 1,000 rebounds and 300 blocks in a career.

**Demetrius Cherry:** 1999 Southern Conference Preseason Player of the Year; two-time first team all-league accolades

**Courtney Eldridge:** 2002 All-Southern Conference honoree.

**David Schuck:** 2002 All-Southern Conference honoree.

**Ronnie Burrell:** 2005 All-Southern Conference honoree.

**Jay Joseph:** 2001 Southern Conference Rookie of the Year.

**NOTABLE PLAYERS RECRUITED AND/OR COACHED AT SIENA**

**Kenny Hasbrouck:** 2006 MAAC Rookie of the Year; 2008 collegians.com Mid Major Player of the Year; 2009 MAAC Player of the Year and NABC All-District. Hasbrouck, who has his number retired, was McCaffery's first recruit at Siena. He became Siena's first player to ever make an NBA roster when he signed with the Miami Heat as a free agent in 2010. Currently, he is playing overseas in Spain.

**Edwin Ubiles:** 2007 MAAC co-Freshman of the Year; two-time NABC District 1 selection; 2010 first team all-league honoree; ranks third in all-time career scoring at Siena

**Ronald Moore:** 2010 first team all-MAAC selection; led the country in assists, was a Bob Cousery Award finalist and an NABC All-District honoree in 2010, and is the MAAC's all-time assists leader.

**Alex Franklin:** 2010 MAAC Player of the Year and was tabbed NABC All-District and named to the ECAC second team.

**Ryan Rossiter:** 2011 MAAC Player of the Year; 2011 NABC District 1 honoree; 2011 honorable mention All-American (seventh in program history); two-time All-MAAC selection; became program's all-time leading rebounder; ranked second in the country in rebounding in 2011.

**Antoine Jordan:** first team All-MAAC in 2006.

**NOTABLE PLAYERS COACHED AT IOWA**

**Devyn Marble:** 2014 first team All-Big Ten; 2014 NABC and USWBA First Team All-District teams; 2013 third team All-Big Ten; 2013 NIT All-Tournament Team; finished career ranked fifth in Iowa career scoring (1,694), sixth in assists (397), and seventh in steals (176); selected 56th overall in 2014 NBA Draft by the Orlando Magic.

**Matt Gatens:** 2012 second team All-Big Ten; ranks sixth all-time in career scoring at Iowa; 2012 Chris Street Award winner; one of only two Hawkeyes to ever amass over 1,600 points, 450 rebounds, 250 assists and 125 steals.

**Aaron White:** Garnered the following honors as a senior in 2015: first-team All-Big Ten, NABC First Team All-District Team, and USBWA All-District VI Team. Finished his illustrious career ranked second in Iowa scoring (1,859) and third in rebounding (901). Became the first Hawkeye to ever amass 1,800 points and 900 rebounds. He made more free throws than any other Big Ten player the last 50 years, making 618. He was selected 49th overall in 2015 NBA Draft by the Washington Wizards.

**Jarrod Uthoff:** Became Iowa's fifth consensus All-American and first since Chuck Darling in 1952. Uthoff was a unanimous first team All-Big Ten honoree and was a finalist for the Oscar Robertson Trophy, John Wooden Award, and Karl Malone Power Forward of the Year. He also earned recognition on the NABC and USBWA all-district teams, as well as recognition on a number of All-America teams (Associated Press, NABC, USBWA, USA Today, and Scout.com). Uthoff was one of three Hawkeyes in program history to amass 1,000 points and 150 blocks in a career.

**Peter Jok:** 2017 first team All-Big Ten, USBWA, and NABC all-district honoree. Jok became the fifth Hawkeye in school history to lead the Big Ten in scoring (19.9). Jok established new school free throw percentage records for a single-season (.911) and career (.881), and won the 3-Point Championships event at the Final Four.

# The McCaffery File

**Coaching Experience:**

1982-83 Assistant Coach, Penn  
 1983-85 Assistant Coach, Lehigh  
 1985-88 Head Coach, Lehigh  
 (youngest head coach in America at age 26)  
 1988-99 Assistant Coach, Notre Dame  
 1999-05 Head Coach, UNC-Greensboro  
 2005-10 Head Coach, Siena  
 2010-present Head Coach, University of Iowa

**Coaching Honors**

MAAC Coach of the Year, 2009  
 NABC District I Coach of the Year, 2009-10

**Playing Experience**

1977-78 Wake Forest, one-year letterman  
 1979-82 Penn, three-year letterman

**Education**

LaSalle High School, 1977  
 Bachelor of Science in Economics, The Wharton School (Penn), 1982  
 Master of Education, Lehigh, 1985

**Date of Birth:**

May 23, 1959

**Family:**

Wife: Margaret (Nowlin)  
 Children: Connor John  
 Patrick Dickerson  
 Marit Katherine  
 Jonathan Francis Nowlin

## FRAN MCCAFFERY IN POSTSEASON PLAY

Year	Opponent	W/L	Score	Site
1987-88	Temple	L	73-87	Hartford, CT
Lehigh NCAA				
2000-01	Stanford	L	60-89	San Diego, CA
UNCG NCAA				
2001-02	Memphis	L	62-82	Memphis, TN
UNCG NIT				
2007-08	Vanderbilt	W	83-62	Tampa, FL
Siena Villanova				
L 72-84 Tampa, FL NCAA				
2008-09	Ohio State	W	74-72	Dayton, OH
Siena Louisville				
L 72-79 Dayton, OH NCAA				
2009-10	Purdue	L	64-72	Spokane, WA
Siena NCAA				
2011-12	Dayton	W	84-75	Iowa City, IA
Iowa Oregon				
L 97-108 Eugene, OR NIT				
2012-13	Indiana State	W	68-52	Iowa City, IA
Iowa Stony Brook				
W 75-63 Iowa City, IA NIT				
at Virginia				
W 75-64 Charlottesville, VA				
vs. Maryland				
W 71-60 New York, NY				
vs. Baylor				
L 54-74 New York, NY				
2013-14	Tennessee	L (OT)	65-78	Dayton, OH
Iowa NCAA				
2014-15	Davidson	W	83-52	Seattle, WA
Iowa Gonzaga				
L 68-87 Seattle, WA NCAA				
2015-16	Temple	W (OT)	72-70	Brooklyn, NY
Iowa Villanova				
L 68-87 Brooklyn, NY NCAA				
2016-17	South Dakota	W	87-75	Iowa City, IA
Iowa TCU				
L (OT) 92-94 Iowa City, IA NIT				
<b>NCAA:</b>	4-8 in eight appearances			
<b>NIT:</b>	6-4 in four appearances			
<b>Overall:</b>	10-12 in 12 appearances			

## FRAN MCCAFFERY'S COACHING RECORD

<b>All Games</b>	<b>388-278</b>
home	245-73
away	113-168
neutral	30-37
<b>Non-Conference Games</b>	<b>155-107</b>
home	115-17
away	27-67
neutral	13-23
<b>Conference Games</b>	<b>203-151</b>
home	121-56
away	82-95
<b>Tournament Games</b>	<b>45-49</b>
NCAA	4-8
NIT (pre and postseason)	7-5
Conference	24-16
In-season	10-20
<b>Miscellaneous</b>	Overtime games 22-19
	Decided by three points or less 39-45



**FRAN MCCAFFERY'S YEAR-BY-YEAR COACHING RECORD**

Year	Position	School	Head Coach	Record
1982-83	Assistant Coach	Penn	Craig Littlepage	17-9
1983-85	Assistant Coach	Lehigh	Tom Schneider	16-42
1985-88	Head Coach	Lehigh	---	49-40
1988-99	Assistant Coach	Notre Dame (Two NCAA bids and two NIT bids)	Digger Phelps John MacLeod	155-166
1999-05	Head Coach	UNC-Greensboro	---	90-87
2005-10	Head Coach	Siena	---	112-51
2010-17	Head Coach	Iowa	---	137-101

**FRAN MCCAFFERY COACHING HIGHLIGHTS****IOWA**

- Coached Iowa to four consecutive 20-win seasons -- the program's longest streak in 15 seasons, including winning 25 games in 2013 to match the second most total in program history.
- McCaffery and his coaching staff are the first in program history to win 18 games or more in six straight seasons (2012-17).
- Guided Iowa to six straight postseason tournaments (3 NCAA and 3 NIT), including winning an NCAA Tournament game two of the last three years and finishing runner-up in the 2013 NIT.
- Coached the Hawkeyes to five consecutive first-division finishes in the Big Ten, including a third place finish in 2015 and 2016. Iowa won 10 or more conference games each of the last three seasons (2015-17), marking just the fourth time in program history Hawkeye teams have won at least 10 league games in three straight seasons (1954-56; 1979-83; 1985-89).
- Had Iowa ranked in the AP Poll 16 the final 11 weeks of 2016, climbing as high as No. 3 on Jan. 25.
- Recruited and coached Aaron White and Roy Devyn Marble, first team All-Big Ten and NBA Draft selections in 2014 and 2015, respectively. Coached Jarrod Uthoff to consensus All-America honors in 2016, becoming Iowa's first consensus All-American since 1952. Also mentored Peter Jok to first team all-conference laurels -- Iowa's fourth straight first team honoree. McCaffery has coached 13 Hawkeyes to professional contracts overseas.
- Fans have embraced McCaffery and his team's style of play with attendance increasing by more than 50 percent since 2010. Iowa has ranked in the top-25 nationally in average attendance the last four seasons (2014, 2015, 2016, 2017).
- Coached Iowa to a school-record 72 home victories over a five year span (2012-16).

**SIENA**

- McCaffery's five years at Siena (112-51) were the best in its 70-year storied history.
- McCaffery led the Saints to three straight Metro Atlantic Athletic Conference Championships and NCAA Tournament appearances. In so doing, Siena became the only program in the country to win its regular season and postseason title the last three years.
- In 2010, McCaffery led Siena to its fourth straight 20-win season, something never before done in program history.
- McCaffery, the 2009 MAAC Coach of the Year, is the third winningest coach by percentage in league history (68-22, .756).
- McCaffery is the only coach to guide a MAAC program to two NCAA Tournament wins.
- In 2008, McCaffery became just the 31st coach (15th active) to take three different programs to the "Big Dance", and he is the first to do so with three programs from one-bid leagues (conference's that sent just one team the year his program advanced).
- McCaffery led Siena to a perfect 17-0 home record in each of his last two seasons.

**UNC-GREENSBORO**

- In the 2001-02 season, McCaffery led the Spartans to their first 20-win season since joining the Southern Conference.
- McCaffery coached the 2001-02 Spartans to a share of the Southern Conference North Division title for the first time in program history.
- McCaffery's UNCG squads own the two highest-scoring seasons in program history.
- McCaffery is the only coach in UNCG history to win 11 games at home in a single season.

**LEHIGH**

- At 26, McCaffery was the nation's youngest Division I head coach when he was hired Sept. 11, 1985.
- McCaffery coached two winning seasons in three years (Lehigh had just four winning seasons in the 55 years prior to his arrival).
- McCaffery coached the 1987-88 Mountain Hawks to a 21-10 record, which remains the best in program history.
- McCaffery led Lehigh to the NCAA Tournament in 1988 and was the youngest head coach to do so at the time.
- McCaffery was assistant coach and recruiting coordinator at Lehigh from 1983-85 and helped the team to its first NCAA Tournament appearance in 1985.
- As assistant coach and recruiting coordinator, he helped sign Darren Queenan 1988, who remains Lehigh's all-time leading scorer.



**Year-By-Year Numbers & Statistics**

Year	Record	Home	Away	Neutral	Conf.	Non-Conf.	Nov.	Dec.	Jan.	Feb.	Mar.	April	OT
1985-86	13-15	10-4	3-9	0-2	6-8	7-7	1-2	3-2	7-3	2-7	0-1	--	1-0
1986-87	15-14	8-4	5-8	2-2	8-6	7-8	1-0	3-4	6-4	4-5	1-1	--	4-1
1987-88	21-10	11-2	7-7	3-1	8-6	13-4	1-1	5-3	8-2	4-3	3-1	--	--
1999-00	15-13	9-4	6-8	0-1	9-7	6-6	2-1	4-3	5-5	4-3	0-1	--	1-0
2000-01	19-12	11-1	5-10	3-1	10-6	9-6	1-2	4-3	8-2	3-4	3-1	--	1-0
2001-02	20-11	10-1	8-9	2-1	11-5	9-6	2-1	4-3	7-3	6-2	1-2	--	--
2002-03	7-22	6-7	1-14	0-1	3-13	4-9	3-1	0-7	2-6	2-7	0-1	--	0-2
2003-04	11-17	7-5	4-11	0-1	7-9	4-8	2-1	2-6	2-5	5-4	0-1	--	0-2
2004-05	18-12	11-2	5-10	2-0	9-7	9-5	3-1	4-3	6-3	3-4	2-1	--	1-0
2005-06	15-13	10-4	5-9	--	10-8	5-5	1-2	4-2	4-6	6-2	0-1	--	2-0
2006-07	20-12	10-4	8-7	2-1	12-6	8-6	2-3	4-2	5-5	7-1	2-1	--	1-3
2007-08	23-11	13-4	9-6	1-1	13-5	10-6	2-3	5-1	6-3	5-3	5-1	--	1-0
2008-09	27-8	17-0	9-7	1-1	16-2	11-6	2-3	6-1	9-1	5-2	5-1	--	2-0
2009-10	27-7	17-0	10-6	0-1	17-1	10-6	4-2	5-2	10-0	5-2	3-1	--	2-0
2010-11	11-20	8-8	2-9	1-3	4-14	7-6	3-4	4-2	1-7	2-5	1-2	--	0-2
2011-12	18-17	14-6	3-9	1-2	8-10	10-7	4-3	6-3	2-5	5-3	2-2	--	--
2012-13	25-13	18-2	3-8	4-3	9-9	16-4	5-2	6-1	3-4	4-3	6-2	1-1	0-2
2013-14	20-13	13-4	4-6	3-3	9-9	11-4	7-1	5-1	4-3	3-4	1-4	--	1-3
2014-15	22-12	14-4	7-3	1-5	12-6	10-6	5-2	5-2	3-4	6-2	3-2	--	1-1
2015-16	22-11	13-2	6-5	3-4	12-6	10-6	4-2	7-1	7-1	3-4	2-3	--	2-0
2016-17	19-15	15-5	3-7	1-3	10-8	9-7	3-4	5-2	5-4	3-3	3-2	--	2-3
<b>Totals</b>	<b>388-278</b>	<b>245-73</b>	<b>113-168</b>	<b>30-37</b>	<b>203-151</b>	<b>185-128</b>	<b>58-41</b>	<b>91-54</b>	<b>110-76</b>	<b>87-73</b>	<b>43-32</b>	<b>1-1</b>	<b>21-16</b>

**Year-By-Year Statistics**

Year	G	FG-A	PCT	3-PT-A	PCT	FT-A	PCT	REB	AVG	PF/D	AS	TO	BK	ST	PTS	AVG
1985-86	28	806-1617	.498	---	---	460-667	.690	960	34.3	503-10	442	400	75	219	2072	74.0
Opp.	28	826-1671	.494	---	---	357-479	.745	920	32.9	569-19	440	414	80	188	2009	71.8
1986-87	29	762-1721	.443	82-279	.329	622-833	.747	1137	39.2	583-19	337	422	60	175	2228	76.8
Opp.	29	855-1761	.486	98-262	.374	428-614	.697	1003	34.6	677-32	473	378	99	204	2236	77.1
1987-88	31	892-1820	.490	127-309	.411	632-873	.724	1149	37.1	580-13	474	365	67	200	2543	82.0
Opp.	31	870-1856	.469	126-312	.404	463-629	.736	1039	33.5	716-30	441	405	72	143	2543	82.0
1999-00	28	706-1549	.456	139-380	.366	456-618	.738	1027	36.7	501-11	379	463	87	176	2007	71.7
Opp.	28	733-1645	.446	191-528	.362	367-554	.662	924	33.0	526-X	419	397	83	233	2024	72.3
2000-01	31	773-1741	.444	184-480	.383	552-718	.769	1049	33.8	648-20	414	475	118	271	2282	73.6
Opp.	31	756-1756	.431	190-495	.384	531-770	.690	1144	36.9	648-X	367	516	118	234	2233	72.0
2001-02	31	763-1705	.448	188-519	.362	524-702	.746	1097	35.4	557-12	448	501	116	253	2238	72.2
Opp.	31	768-1826	.421	182-534	.341	404-603	.670	1113	35.9	586-X	418	504	124	249	2122	68.5
2002-03	28	757-1650	.459	160-483	.331	369-507	.728	972	34.7	525-12	377	474	120	236	2043	73.0
Opp.	28	762-1715	.444	189-563	.336	390-566	.689	1035	37.0	472-X	406	444	101	257	2103	75.1
2003-04	28	757-1650	.459	160-483	.331	369-507	.728	972	34.7	525-12	377	474	120	236	2043	73.0
Opp.	28	762-1715	.444	189-563	.336	390-566	.689	1035	37.0	472-X	406	444	101	257	2103	75.1
2004-05	30	776-1732	.448	133-438	.304	485-702	.691	1087	36.2	476-8	352	524	178	276	2170	72.3
Opp.	30	815-1934	.421	223-612	.364	333-495	.673	1189	39.6	568-X	444	518	124	281	2186	72.9
2005-06	28	693-1624	.427	222-588	.378	476-627	.759	947	33.8	442-11	387	371	61	229	2084	74.4
Opp.	28	770-1704	.452	207-588	.352	293-428	.685	1064	38.0	523-X	454	433	118	203	2040	72.9
2006-07	32	890-1872	.475	189-555	.341	468-672	.696	1128	35.2	542-11	484	430	91	244	2437	76.2
Opp.	32	840-1962	.428	241-708	.340	361-522	.692	1171	36.6	612-X	484	471	99	219	2282	71.3
2007-08	34	928-2058	.451	239-626	.382	518-752	.689	1148	33.8	526-6	489	385	119	320	2613	76.9
Opp.	34	913-2021	.452	256-692	.370	338-520	.650	1297	38.1	667-X	481	587	123	183	2420	71.2
2008-09	35	1007-2157	.467	184-558	.330	511-769	.665	1273	36.4	521-10	534	462	159	309	2709	77.4
Opp.	35	935-2141	.437	236-696	.339	356-522	.682	1287	36.8	663-X	530	592	128	233	2462	70.3
2009-10	34	930-2048	.454	160-498	.321	534-793	.673	1310	38.5	471-5	486	418	119	297	2554	75.1
Opp.	34	870-2032	.428	209-637	.328	277-434	.638	1168	34.4	630-X	469	517	113	208	2226	65.5
2010-11	31	766-1743	.439	146-465	.314	406-601	.676	1085	35.0	512-9	423	447	89	208	2084	67.2
Opp.	31	768-1749	.439	212-639	.332	362-489	.740	1045	33.7	551-11	466	445	106	215	2110	68.1
2011-12	35	902-1984	.455	201-539	.373	550-763	.721	1205	34.4	590-11	521	433	119	262	2555	73.0
Opp.	35	910-1993	.457	244-707	.345	473-648	.730	1193	34.1	651-10	515	473	111	193	2537	72.5
2012-13	38	903-2156	.419	204-668	.305	655-896	.731	1484	39.1	648-5	573	476	183	263	2665	70.1
Opp.	38	850-2168	.392	212-719	.295	476-675	.705	1307	34.4	742-14	440	500	159	254	2388	62.8
2013-14	33	919-1984	.463	191-546	.350	660-898	.735	1331	40.3	603-12	532	371	164	234	2689	81.5
Opp.	33	804-1938	.415	229-722	.317	484-686	.706	1101	33.4	717-20	423	439	112	209	2321	70.3
2014-15	34	821-1905	.431	192-576	.333	538-723	.744	1274	37.5	536-8	482	377	158	218	2372	69.8
Opp.	34	754-1903	.396	227-696	.326	384-553	.694	1136	33.4	607-8	411	417	121	200	2119	62.3
2015-16	33	906-2027	.447	269-719	.374	480-669	.717	1257	38.1	538-6	523	339	156	223	2561	77.6
Opp.	33	850-2021	.421	242-772	.313	345-505	.683	1229	37.2	644-14	454	432	99	176	2287	69.3
2016-17	34	964-2122	.454	300-791	.379	510-741	.688	1305	38.4	610-3	602	472	130	252	2738	80.5
Opp.	34	976-2195	.445	289-807	.358	413-603	.685	1302	38.3	673-18	587	486	117	265	2654	78.1

**McCaffery vs. All Opponents**

<b>Opponent</b>	<b>Record</b>	<b>Opponent</b>	<b>Record</b>	<b>Opponent</b>	<b>Record</b>
Abilene Christian	1-0	Holy Cross	3-1	Pittsburgh	0-1
Alabama	1-1	Idaho State	1-0	Princeton	0-3
Albany	5-0	Illinois	5-7	Purdue	6-7
Alcorn State	1-0	Indiana	5-8	Rider	12-6
American	1-1	Indiana State	1-0	Robert Morris	1-0
Appalachian State	7-5	Iona	9-1	Rutgers	4-0
Arkansas	0-1	Iowa	0-2	Saint Joseph's	2-1
Arkansas Pine Bluff	1-0	Iowa State	2-5	Saint Peter's	11-2
Ball State	1-0	IPFW	1-0	Savannah State	1-0
Baylor	0-1	James Madison	1-2	Seton Hall	0-1
Boise State	3-0	Kansas	0-2	Siena	0-1
Bridgewater	1-0	Kennesaw State	1-0	SIU-Edwardsville	1-0
Brown	3-0	Kenyon	1-0	Southern Mississippi	1-0
Bucknell	4-4	Lafayette	4-4	South Carolina State	1-0
Buffalo	1-1	Liberty	2-0	South Dakota	2-0
Butler	0-1	Long Beach State	0-1	South Dakota State	0-1
Campbell	2-1	Longwood	1-0	St. Francis, Pa.	1-0
Canisius	10-1	Louisiana-Monroe	1-0	St. John's	0-1
Central Arkansas	1-0	Louisiana Tech	1-0	Stetson	1-0
Central Michigan	1-0	Louisville	0-1	Stanford	1-2
Charleston	0-1	Loyola	7-4	Stony Brook	1-0
Chattanooga	5-6	Manhattan	11-3	Syracuse	0-4
Chicago State	1-0	Marist	7-4	TCU	0-1
Clemson	0-1	Marquette	1-2	Temple	1-2
Coastal Carolina	2-1	Maryland	3-4	Tennessee	0-2
College of Charleston	1-4	Maryland Baltimore County	1-0	Tennessee State	2-0
Columbia	2-1	Maryland Eastern Shore	1-0	Tennessee Tech	1-0
Connecticut	0-1	Massachusetts	0-1	Texas	0-1
Coppin State	2-0	Memphis	0-3	Texas A&M	0-1
Cornell	1-1	Michigan	6-4	Texas A&M-CC	1-0
Creighton	0-1	Michigan State	3-10	Texas-Pan American	1-0
Dartmouth	2-0	Middle Tennessee	1-1	Texas-Rio Grande Valley	1-0
Davidson	7-7	Minnesota	6-8	The Citadel	5-1
Dayton	2-1	Missouri	0-1	Towson State	7-0
Delaware	5-4	Monmouth	1-0	UAB	0-1
Delaware State	1-0	Montreat	1-0	UMKC	1-0
Dickinson	2-0	Mount St. Mary's	1-0	UNC Asheville	2-0
Drake	4-0	Muhlenberg	3-0	UNC Wilmington	1-0
Drexel	2-5	NC State	0-1	UTEP	1-0
Duke	0-1	Nebraska	8-3	Vanderbilt	1-1
East Carolina	1-1	New Mexico	0-1	Vermont	1-0
East Tennessee State	4-8	Niagara	9-3	Villanova	0-4
Elon	4-3	NJIT	2-0	Virginia	1-0
Evansville	0-1	Norfolk State	3-1	Virginia Tech	0-1
Fairfield	10-5	North Dakota State	1-0	VMI	7-1
Farleigh Dickinson	2-0	North Carolina	1-0	Wagner	1-0
Florida Southern	1-0	North Carolina A&T	3-1	Wake Forest	0-3
Florida State	1-0	North Dakota	1-0	West Virginia	0-2
Fordham	1-0	North Florida	1-0	Western Carolina	7-6
Furman	3-4	Northeastern	2-1	Western Illinois	1-0
Gardner-Webb	2-0	Northwestern	7-7	Western Kentucky	1-0
Georgia Southern	3-4	Northern Illinois	2-0	Wichita State	1-2
Georgia Tech	0-2	Northern Iowa	4-3	Wilkes	1-0
Gonzaga	0-1	Notre Dame	1-2	William & Mary	1-0
Greensboro College	1-0	Ohio State	5-7	Winthrop	2-0
Guilford	4-0	Oklahoma State	0-1	Wisconsin	4-8
Hampton	1-0	Omaha	1-1	Wofford	6-3
Harvard	3-0	Oregon	0-1	Xavier	1-1
High Point	0-2	Penn	2-1	Youngstown	1-0
Howard	1-0	Penn State	9-4	<b>Totals</b>	<b>388-278</b>
Hofstra	3-5	Pepperdine	1-0		

**FRAN MCCAFFERY'S GAME-BY-GAME RECORD**

**LEHIGH**

**1985-86 (13-15, 6-8)**

Date	Opponent	W/L	Score	Location
Nov. 25	Kenyon	W	83-53	Bethlehem, PA
Nov. 26	at Princeton	L	67-69	Princeton, NJ
Nov. 30	at Siena	L	57-71	Albany, NY
Dec. 4	Manhattan	W	85-69	Bethlehem, PA
Dec. 6	vs. UAB (HC)	L	61-71	Iowa City, IA
Dec. 7	at Iowa (HC)	L	68-89	Iowa City, IA
Dec. 11	Dickinson	W	93-68	Bethlehem, PA
Dec. 30	Muhlenberg	W	86-72	Bethlehem, PA
Jan. 2	at Columbia	W	90-84	New York, NY
Jan. 4	Drexel	W	79-66	Bethlehem, PA
Jan. 6	at Harvard	W	82-75	Boston, MA
Jan. 11	Lafayette	W	82-72	Bethlehem, PA
Jan. 13	Fairfield	L	68-71	Bethlehem, PA
Jan. 18	at Towson State	W	70-69	Towson, MD
Jan. 20	Robert Morris	W	54-53	Bethlehem, PA
Jan. 22	Delaware	L	70-71	Bethlehem, PA
Jan. 25	at Rider	L	68-69	Lawrenceville, NJ
Jan. 29	Bucknell	W	85-75	Bethlehem, PA
Feb. 1	Hofstra	L	74-77	Bethlehem, PA
Feb. 5	at Drexel	L	77-84	Philadelphia, PA
Feb. 8	at Lafayette	L	79-80	Easton, PA
Feb. 10	Towson State	W	71-54	Bethlehem, PA
Feb. 12	Marquette	L	63-77	Bethlehem, PA
Feb. 15	at Delaware	L	73-89	Newark, DE
Feb. 19	Rider	W	80-77 (ot)	Bethlehem, PA
Feb. 22	at Bucknell	L	80-84	Lewisburg, PA
Feb. 24	at Hofstra	L	60-62	Hempstead, NY
Mar. 1	vs. Lafayette (ECCT)	L	57-58	Towson, MD

**1986-87 (15-14, 8-6)**

Date	Opponent	W/L	Score	Location
Nov. 29	Harvard	W	99-98 (ot)	Bethlehem, PA
Dec. 1	Dickinson	W	69-52	Bethlehem, PA
Dec. 3	at Marquette	L	66-83	Milwaukee, WI
Dec. 8	Princeton	L	62-72	Bethlehem, PA
Dec. 10	at Penn State	W	73-70	University Park, PA
Dec. 22	Muhlenberg	W	92-71	Bethlehem, PA
Dec. 29	vs. Texas A&M (MC)	L	60-80	Storrs, CT
Dec. 30	at Connecticut (MC)	L	57-71	Storrs, CT
Jan. 2	vs. St. Francis, Pa. (WLKF)	W	74-72	Lakeland, FL
Jan. 3	at Florida Southern (WLKF)	W	74-72 (ot)	Lakeland, FL
Jan. 6	Columbia	L	78-90	Bethlehem, PA
Jan. 8	at Fairfield	L	63-64	Fairfield, CT
Jan. 12	at Wake Forest	L	51-74	Winston-Salem, NC
Jan. 14	Hofstra	W	80-68	Bethlehem, PA
Jan. 17	at Drexel	L	74-76	Philadelphia, PA
Jan. 24	Towson State	W	77-75	Bethlehem, PA
Jan. 28	at Delaware	W	65-60	Newark, DE
Jan. 31	Rider	W	93-90 (ot)	Bethlehem, PA
Feb. 2	at Lafayette	W	83-77	Easton, PA
Feb. 4	Bucknell	L	87-92	Bethlehem, PA
Feb. 7	at Hofstra	L	69-71	Hempstead, NY
Feb. 11	Drexel	L	67-70	Bethlehem, PA
Feb. 14	Lafayette	W	79-78	Bethlehem, PA
Feb. 18	at Towson State	W	83-76	Towson, MD
Feb. 21	Delaware	W	98-79	Bethlehem, PA
Feb. 24	at Rider	L	76-82	Lawrenceville, NJ
Feb. 28	at Bucknell	L	70-72	Lewisburg, PA
Mar. 6	vs. Drexel (ECCT)	W	109-98 (2 ot)	Towson, MD
Mar. 7	vs. Bucknell (ECCT)	L	100-103 (2 ot)	Towson, MD

**1987-88 (21-10, 8-6)**

Date	Opponent	W/L	Score	Location
Nov. 28	at Penn	W	96-75	Philadelphia, PA
Nov. 30	at Vanderbilt	L	91-102	Nashville, TN
Dec. 2	Muhlenberg	W	109-82	Bethlehem, PA
Dec. 4	at Nebraska (CC)	L	66-71	Lincoln, NE
Dec. 5	vs. Ball State (CC)	W	72-64	Lincoln, NE
Dec. 7	Penn State	W	79-72	Bethlehem, PA
Dec. 9	at Princeton	L	82-95	Princeton, NJ
Dec. 23	Wilkes	W	116-64	Bethlehem, PA

Dec. 29	at Rider	L	82-89	Lawrenceville, NJ
Dec. 30	Monmouth	W	72-59	Bethlehem, PA
Jan. 2	Fairfield	W	100-77	Bethlehem, PA
Jan. 5	at Columbia	W	77-65	New York, NY
Jan. 7	Brown	W	102-92	Bethlehem, PA
Jan. 9	at Bucknell	W	83-76	Lewisburg, PA
Jan. 12	at Harvard	W	62-59	Boston, MA
Jan. 16	Rider	W	91-65	Bethlehem, PA
Jan. 20	at Hofstra	W	77-63	Hempstead, NY
Jan. 23	Drexel	L	85-91	Bethlehem, PA
Jan. 27	Lafayette	L	64-66	Bethlehem, PA
Jan. 30	at Towson State	W	71-65	Towson, MD
Feb. 3	Delaware	W	86-75	Bethlehem, PA
Feb. 10	Bucknell	W	79-72	Bethlehem, PA
Feb. 13	Hofstra	W	96-72	Bethlehem, PA
Feb. 17	at Drexel	L	86-94	Philadelphia, PA
Feb. 20	at Lafayette	L	68-73	Easton, PA
Feb. 24	Towson State	W	77-63	Bethlehem, PA
Feb. 27	at Delaware	L	67-79	Newark, DE
Mar. 5	vs. Bucknell (ECCT)	W	83-79	Towson, MD
Mar. 6	vs. Lafayette (ECCT)	W	67-65	Towson, MD
Mar. 8	at Towson State (ECCT)	W	84-78	Towson, MD
Mar. 18	vs. Temple (NCAA)	L	73-87	Hartford, CT

**UNC-GREENSBORO**

**1999-00 (15-13, 9-7)**

Date	Opponent	W/L	Score	Location
Nov. 20	at James Madison	L	64-77	Harrisonburg, VA
Nov. 27	Northeastern	W	70-56	Greensboro, NC
Nov. 29	Elon	W	77-66	Greensboro, NC
Dec. 1	at Coastal Carolina	W	78-76	Conway, SC
Dec. 4	Guilford	W	88-63	Greensboro, NC
Dec. 6	Norfolk State	W	80-74	Greensboro, NC
Dec. 15	at Wake Forest (25th)	L	62-71	Winston-Salem, NC
Dec. 18	at Evansville	L	42-71	Evansville, IN
Dec. 21	at Winthrop	W	93-88 (2 ot)	Rock Hill, SC
Dec. 28	at Georgia Tech	W	73-97	Atlanta, GA
Jan. 4	VMI	W	82-71	Greensboro, NC
Jan. 8	Davidson	W	63-60	Greensboro, NC
Jan. 10	at Georgia Southern	L	71-78	Statesboro, GA
Jan. 15	at Western Carolina	L	81-87	Cullowhee, NC
Jan. 17	East Tennessee State	L	58-60	Greensboro, NC
Jan. 19	North Carolina AT&T	L	71-80	Greensboro, NC
Jan. 22	College of Charleston	L	59-73	Greensboro, NC
Jan. 24	at VMI	W	75-61	Lexington, VA
Jan. 29	at Davidson	W	77-55	Davidson, NC
Jan. 31	Furman	W	79-69	Greensboro, NC
Feb. 3	at Wofford	L	63-76	Spartanburg, SC
Feb. 9	at Appalachian State	L	66-81	Boone, NC
Feb. 12	at Chattanooga	W	74-70	Chattanooga, TN
Feb. 14	Western Carolina	W	75-53	Greensboro, NC
Feb. 19	at East Tennessee State	W	81-78	Johnson City, TN
Feb. 22	Appalachian State	L	69-78	Greensboro, NC
Feb. 26	The Citadel	W	75-58	Greensboro, NC
Mar. 2	vs. Furman (SC)	L	61-77	Greenville, SC

**2000-01 (19-12, 10-6)**

Date	Opponent	W/L	Score	Location
Nov. 17	at Minnesota	L	61-81	Minneapolis, MN
Nov. 21	Guilford	W	81-54	Greensboro, NC
Nov. 25	at West Virginia	L	71-85	Morgantown, WV
Dec. 1	at Northeastern	L	77-89	Boston, MA
Dec. 3	at Saint Peter's	W	79-73	Jersey City, NJ
Dec. 5	at NC State	L	76-77	Raleigh, NC
Dec. 9	at Norfolk State	W	82-70	Norfolk, VA
Dec. 22	Winthrop	W	78-63	Greensboro, NC
Dec. 28	at East Carolina	L	92-104	Greenville, NC
Dec. 31	UNC Asheville	W	77-76 (ot)	Greensboro, NC
Jan. 3	at The Citadel	L	68-70	Charleston, SC
Jan. 6	Davidson	W	69-68	Greensboro, NC
Jan. 8	Appalachian State	W	78-62	Greensboro, NC
Jan. 13	at Furman	L	52-70	Greenville, SC
Jan. 15	at VMI	W	73-69	Lexington, VA
Jan. 17	North Carolina AT&T	W	67-55	Greensboro, NC
Jan. 20	Chattanooga	W	84-83	Greensboro, NC
Jan. 22	Wofford	W	80-56	Greensboro, NC





Jan. 27	at Davidson	W	63-61	Davidson, NC
Jan. 29	East Tennessee State	W	77-67	Greensboro, NC
Feb. 3	at College of Charleston	L	70-77	Charleston, SC
Feb. 5	VMI	W	79-58	Greensboro, NC
Feb. 10	Western Carolina	W	95-81	Greensboro, NC
Feb. 13	at East Tennessee State	L	75-84	Johnson City, TN
Feb. 17	Georgia Southern	L	68-72	Greensboro, NC
Feb. 19	at Appalachian State	W	63-60	Boone, NC
Feb. 24	at Western Carolina	L	58-63	Cullowhee, NC
Mar. 2	vs. Western Carolina (SC)	W	91-69	Greenville, SC
Mar. 3	vs. Davidson (SC)	W	73-68	Greenville, SC
Mar. 4	vs. Chattanooga (SC)	W	67-66	Greenville, SC
Mar. 15	vs. Stanford (NCAA, 2nd)	L	60-89	San Diego, CA

**2001-02 (20-11, 11-5)**

Date	Opponent	W/L	Score	Location
Nov. 19	at UNC Asheville	W	75-49	Asheville, NC
Nov. 24	at Middle Tennessee	L	58-74	Murfreesboro, TN
Nov. 27	at Elon	W	70-55	Elon, NC
Dec. 1	Saint Peter's	W	77-61	Greensboro, NC
Dec. 5	East Carolina	W	56-54	Greensboro, NC
Dec. 8	Delaware	W	65-50	Greensboro, NC
Dec. 10	at Arkansas	L	74-89	Fayetteville, AR
Dec. 20	Norfolk State	W	84-69	Greensboro, NC
Dec. 22	at New Mexico	L	69-83	Albuquerque, NM
Dec. 29	at Ohio State	L	54-85	Columbus, OH
Jan. 2	at Chattanooga	L	74-77	Chattanooga, TN
Jan. 5	Appalachian State	W	87-63	Greensboro, NC
Jan. 8	at VMI	W	80-74	Lexington, VA
Jan. 12	at Georgia Southern	W	79-67	Statesboro, GA
Jan. 14	East Tennessee State	W	104-92	Greensboro, NC
Jan. 16	North Carolina AT&T	W	85-67	Greensboro, NC
Jan. 19	at Western Carolina	L	77-87	Cullowhee, NC
Jan. 23	Davidson	L	57-58	Greensboro, NC
Jan. 26	at Wofford	W	81-76	Spartanburg, SC
Jan. 28	College of Charleston	W	63-52	Greensboro, NC
Feb. 2	Western Carolina	W	80-75	Greensboro, NC
Feb. 5	at Davidson	L	48-53	Davidson, NC
Feb. 9	The Citadel	W	81-68	Greensboro, NC
Feb. 12	at East Tennessee State	L	76-90	Johnson City, TN
Feb. 16	VMI	W	74-71	Lexington, VA
Feb. 18	at Appalachian State	W	83-68	Boone, NC
Feb. 23	Furman	W	70-67	Greenville, SC
Feb. 28	vs. Wofford (SC)	W	70-41	N. Charleston, SC
Mar. 1	vs. Chattanooga (SC)	W	67-57	N. Charleston, SC
Mar. 2	vs. Davidson (SC)	L	58-68	N. Charleston, SC
Mar. 14	at Memphis (NIT)	L	62-82	Memphis, TN

**2002-03 (7-22, 3-13)**

Date	Opponent	W/L	Score	Location
Nov. 19	Wagner	W	84-65	Greensboro, NC
Nov. 22	at Kansas (2nd)	L	66-105	Lawrence, KS
Nov. 25	American	W	80-79	Greensboro, NC
Nov. 30	Middle Tennessee	W	70-58	Greensboro, NC
Dec. 3	at Alabama (3rd)	L	61-89	Tuscaloosa, AL
Dec. 7	at West Virginia	L	54-65	Morgantown, WV
Dec. 10	at Syracuse	L	65-92	Syracuse, NY
Dec. 15	Elon	L	57-58	Greensboro, NC
Dec. 19	at Delaware	L	71-74	Newark, DE
Dec. 21	at Norfolk State	L	70-75	Norfolk, VA
Dec. 31	at High Point	L	74-81	High Point, NC
Jan. 4	at East Tennessee State	L	94-96 (ot)	Johnson City, TN
Jan. 7	Chattanooga	L	56-72	Greensboro, NC
Jan. 11	at Appalachian State	L	60-91	Boone, NC
Jan. 13	VMI	W	76-57	Greensboro, NC
Jan. 18	Georgia Southern	L	78-83	Greensboro, NC
Jan. 22	Guilford	W	83-71	Greensboro, NC
Jan. 25	at Davidson	L	72-83	Davidson, NC
Jan. 27	Western Carolina	L	62-63	Greensboro, NC
Feb. 1	Wofford	W	85-79	Greensboro, NC
Feb. 3	at College of Charleston	L	69-71	Charleston, SC
Feb. 8	at Western Carolina	L	63-75	Cullowhee, NC
Feb. 11	Davidson	L	77-84	Greensboro, NC
Feb. 15	at The Citadel	W	67-66	Charleston, SC
Feb. 17	East Tennessee State	L	73-75	Greensboro, NC
Feb. 22	at VMI	L	60-61	Lexington, VA

Feb. 24	Appalachian State	L	68-71	Greensboro, NC
Feb. 27	at Furman	L	74-78 (ot)	Greenville, SC
Mar. 5	vs. Wofford (SC)	L	73-77	N. Charleston, SC

**2003-04 (11-17, 7-9)**

Date	Opponent	W/L	Score	Location
Nov. 21	at Indiana	L	64-71	Bloomington, IN
Nov. 25	at Campbell	W	78-66	Buies Creek, NC
Nov. 29	Greensboro College	W	69-41	Greensboro, NC
Dec. 3	Furman	W	73-65	Greensboro, NC
Dec. 6	at American	L	45-65	Washington, DC
Dec. 9	Campbell	W	79-61	Greensboro, NC
Dec. 13	High Point	L	72-85	Greensboro, NC
Dec. 18	at Coastal Carolina	L	72-77	Conway, SC
Dec. 21	at Missouri (10th)	L	98-106	Columbia, MO
Dec. 23	at Maryland (24th)	L	58-85	College Park, MD
Dec. 28	at Villanova	L	63-84	Villanova, PA
Jan. 5	at Chattanooga	L	70-76	Chattanooga, TN
Jan. 10	East Tennessee State	L	68-72	Greensboro, NC
Jan. 13	College of Charleston	L	70-72	Greensboro, NC
Jan. 17	at Appalachian State	W	74-61	Boone, NC
Jan. 19	at Western Carolina	L	69-80	Cullowhee, NC
Jan. 24	The Citadel	W	75-66	Greensboro, NC
Jan. 31	at Davidson	L	69-80	Davidson, NC
Feb. 2	at East Tennessee State	L	65-86	Johnson City, TN
Feb. 7	Elon	W	67-53	Greensboro, NC
Feb. 9	at Wofford	W	85-80	Spartanburg, SC
Feb. 14	Chattanooga	L	74-87	Greensboro, NC
Feb. 17	Appalachian State	L	60-82	Greensboro, NC
Feb. 21	at Georgia Southern	W	80-79	Statesboro, GA
Feb. 23	Western Carolina	W	78-65	Greensboro, NC
Feb. 25	Liberty	W	74-63	Greensboro, NC
Feb. 28	at Elon	L	108-112 (3 ot)	Elon, NC
Mar. 3	vs. Wofford (SC)	L	82-85 (ot)	N. Charleston, SC

**2004-05 (18-12, 9-7)**

Date	Opponent	W/L	Score	Location
Nov. 19	Montreat	W	98-67	Greensboro, NC
Nov. 23	Coastal Carolina	W	79-73	Greensboro, NC
Nov. 27	at Duke (9th)	L	44-98	Durham, NC
Nov. 30	Bridgewater	W	92-55	Greensboro, NC
Dec. 3	vs. Southern Mississippi (HC)	W	79-78	Iowa City, IA
Dec. 4	at Iowa (HC, 23rd)	L	58-83	Iowa City, IA
Dec. 16	Guilford	W	96-65	Greensboro, NC
Dec. 18	at Liberty	W	74-69	Lynchburg, VA
Dec. 20	William & Mary	W	84-62	Greensboro, NC
Dec. 23	at Wisconsin	L	53-85	Madison, WI
Dec. 29	at Minnesota	L	59-94	Minneapolis, MN
Jan. 5	Wofford	W	61-44	Greensboro, NC
Jan. 8	at Appalachian State	W	84-77	Boone, NC
Jan. 10	at Furman	L	65-82	Greenville, SC
Jan. 15	Western Carolina	W	66-54	Greensboro, NC
Jan. 18	East Tennessee State	W	79-76 (ot)	Greensboro, NC
Jan. 22	at The Citadel	W	78-68	Charleston, SC
Jan. 24	at College of Charleston	L	67-79	Charleston, SC
Jan. 29	Chattanooga	W	62-57	Greensboro, NC
Jan. 31	at Elon	L	50-54	Elon, NC
Feb. 5	Davidson	L	69-78	Greensboro, NC
Feb. 8	Georgia Southern	L	79-85	Greensboro, NC
Feb. 12	at East Tennessee State	L	78-105	Johnson City, TN
Feb. 14	at Chattanooga	L	68-82	Chattanooga, TN
Feb. 19	Appalachian State	W	92-73	Greensboro, NC
Feb. 22	Elon	W	69-60	Greensboro, NC
Feb. 25	at Western Carolina	W	79-76	Cullowhee, NC
Mar. 3	vs. Georgia Southern (SC)	W	73-71	Chattanooga, TN
Mar. 4	vs. Davidson (SC)	W	73-68	Chattanooga, TN
Mar. 5	at Chattanooga (SC)	L	62-66	Chattanooga, TN

**SIENA****2005-06 (15-13, 10-8)**

Date	Opponent	W/L	Score	Location
Nov. 21	at Penn	L	77-82	Philadelphia, PA
Nov. 25	at Syracuse	L	77-96	Syracuse, NY
Nov. 28	Fordham	W	64-54	Albany, NY
Dec. 1	Holy Cross	W	68-63	Albany, NY
Dec. 3	Albany	W	82-74 (ot)	Albany, NY

Dec. 9	at Niagara	W	76-75	Niagara, NY
Dec. 11	at Canisius	L	50-67	Buffalo, NY
Dec. 23	at Massachusetts	L	69-78	Amherst, MA
Dec. 28	Youngstown	W	75-67	Albany, NY
Jan. 2	at Vermont	W	76-65	Burlington, VT
Jan. 5	at Fairfield	L	79-81	Fairfield, CT
Jan. 7	Rider	W	85-62	Albany, NY
Jan. 13	Marist	L	77-85	Albany, NY
Jan. 15	at Manhattan	L	74-77	Riverdale, NY
Jan. 19	Saint Peter's	W	77-69	Albany, NY
Jan. 22	Canisius	W	76-55	Albany, NY
Jan. 24	Iona	L	78-85	Albany, NY
Jan. 28	at Marist	L	75-82	Poughkeepsie, NY
Jan. 30	Manhattan	L	58-63	Albany, NY
Feb. 2	at Loyola	W	89-83	Baltimore, MD
Feb. 4	at Saint Peter's	L	63-81	Jersey City, NJ
Feb. 7	Fairfield	W	58-47	Albany, NY
Feb. 12	at Rider	W	92-73	Lawrenceville, NJ
Feb. 14	Loyola	W	85-69	Albany, NY
Feb. 18	at Hofstra	L	62-76	Hempstead, NY
Feb. 23	at Iona	W	82-76	New Rochelle, NY
Feb. 25	Niagara	W	98-92 (2 ot)	Albany, NY
Mar. 4	Saint Peter's (MAAC)	L	62-63	Albany, NY

**2006-07 (20-12, 12-6)**

Date	Opponent	W/L	Score	Location
Nov. 11	at Stanford	L	72-92	Stanford, CA
Nov. 18	at Holy Cross	L	57-65	Worcester, MA
Nov. 22	at Dartmouth	W	83-69	Hanover, NH
Nov. 27	at NJIT	W	64-40	Newark, NJ
Nov. 29	Hofstra	L	80-84	Albany, NY
Dec. 2	Albany	W	76-75 (2 ot)	Albany, NY
Dec. 6	Niagara	W	81-69	Albany, NY
Dec. 9	Rider	W	87-79	Albany, NY
Dec. 23	at Buffalo	L	64-69	Buffalo, NY
Dec. 28	Tennessee State	W	81-69	Albany, NY
Dec. 30	at Maryland	L	75-94	College Park, MD
Jan. 3	at Canisius	W	78-60	Buffalo, NY
Jan. 5	at Niagara	W	92-81	Niagara, NY
Jan. 9	Loyola	L	87-94 (ot)	Albany, NY
Jan. 11	Canisius	W	70-48	Albany, NY
Jan. 15	Marist	L	75-84 (ot)	Albany, NY
Jan. 19	Fairfield	L	67-72	Albany, NY
Jan. 21	at Manhattan	W	80-69	Riverdale, NY
Jan. 23	NJIT	W	87-63	Albany, NY
Jan. 27	at Rider	L	78-84	Lawrenceville, NJ
Jan. 29	at Loyola	L	71-72	Baltimore, MD
Feb. 1	Iona	W	61-60	Albany, NY
Feb. 4	Saint Peter's	W	66-50	Albany, NY
Feb. 9	at Iona	W	71-53	New Rochelle, NY
Feb. 11	at Saint Peter's	W	82-65	Jersey City, NJ
Feb. 14	at Fairfield	W	69-64	Fairfield, CT
Feb. 17	James Madison (BB)	W	77-66	Albany, NY
Feb. 22	Manhattan	W	78-61	Albany, NY
Feb. 24	at Marist	L	88-98 (ot)	Poughkeepsie, NY
Mar. 3	vs. Manhattan (MAAC)	W	75-72	Bridgeport, CT
Mar. 4	vs. Marist (MAAC)	W	86-78	Bridgeport, CT
Mar. 5	vs. Niagara (MAAC)	L	79-83	Bridgeport, CT

**2007-08 (23-11, 13-5)**

Date	Opponent	W/L	Score	Location
Nov. 9	at James Madison	L	88-100	Harrisonburg, VA
Nov. 12	at Syracuse (NIT)	L	89-97	Syracuse, NY
Nov. 13	Farleigh Dickinson (NIT)	W	88-66	Syracuse, NY
Nov. 17	Stanford (20th)	W	79-67	Albany, NY
Nov. 25	at Cornell	L	77-83	Ithaca, NY
Dec. 1	Albany	W	75-71	Albany, NY
Dec. 7	at Fairfield	W	74-61	Fairfield, CT
Dec. 9	Iona	W	81-76	Albany, NY
Dec. 22	Holy Cross	W	84-77	Albany, NY
Dec. 28	Saint Joseph's	L	68-74	Albany, NY
Dec. 31	Dartmouth	W	89-54	Albany, NY
Jan. 3	at Memphis	L	58-102	Memphis, TN
Jan. 6	Saint Peter's	W	79-56	Albany, NY
Jan. 8	Fairfield	L	52-53	Albany, NY
Jan. 11	at Niagara	W	94-84	Niagara, NY
Jan. 13	at Canisius	W	72-44	Buffalo, NY

Jan. 17	Manhattan	W	69-56	Albany, NY
Jan. 21	Canisius	W	77-49	Albany, NY
Jan. 24	at Loyola	L	56-85	Baltimore, MD
Jan. 27	at Iona	W	64-51	New Rochelle, NY
Feb. 2	Rider	L	75-89	Albany, NY
Feb. 4	Marist	W	76-72	Albany, NY
Feb. 8	at Marist	W	97-88 (ot)	Poughkeepsie, NY
Feb. 10	at Rider	W	80-77	Lawrenceville, NJ
Feb. 16	Loyola	L	76-83	Albany, NY
Feb. 18	at Manhattan	L	72-73	Riverdale, NY
Feb. 23	at Boise State (BB)	W	93-70	Boise, ID
Feb. 29	Niagara	W	94-78	Albany, NY
Mar. 2	at Saint Peter's	W	77-64	Jersey City, NJ
Mar. 8	Manhattan (MAAC)	W	66-58	Albany, NY
Mar. 9	Loyola (MAAC)	W	65-63	Albany, NY
Mar. 10	Rider (MAAC)	W	74-53	Albany, NY
Mar. 21	vs. Vanderbilt (NCAA, 16th)	W	83-62	Tampa, FL
Mar. 23	vs. Villanova (NCAA)	L	72-84	Tampa, FL

**2008-09 (27-8, 16-2)**

Date	Opponent	W/L	Score	Location
Nov. 17	Boise State	W	82-52	Albany, NY
Nov. 22	Cornell	W	74-56	Albany, NY
Nov. 27	vs. Tennessee (OSC, 12th)	L	64-78	Lake Buena Vista, FL
Nov. 28	vs. Wichita State (OSC)	L	70-72	Lake Buena Vista, FL
Nov. 30	vs. Oklahoma State (OSC)	L	68-77	Lake Buena Vista, FL
Dec. 3	at Loyola	W	75-68	Baltimore, MD
Dec. 6	Albany	W	71-64	Albany, NY
Dec. 9	Marist	W	77-60	Albany, NY
Dec. 17	at Pittsburgh (3rd)	L	66-79	Pittsburgh, PA
Dec. 23	Buffalo	W	71-60	Albany, NY
Dec. 28	at Saint Joseph's	W	75-74	Philadelphia, PA
Dec. 30	at Holy Cross	W	83-71	Worcester, MA
Jan. 1	Fairfield	W	87-81	Albany, NY
Jan. 4	Saint Peter's	W	65-52	Albany, NY
Jan. 6	at Kansas	L	84-91	Lawrence, KS
Jan. 9	Rider	W	91-81	Albany, NY
Jan. 11	at Manhattan	W	68-64	Riverdale, NY
Jan. 15	at Marist	W	91-85 (ot)	Poughkeepsie, NY
Jan. 17	at Fairfield	W	78-62	Fairfield, CT
Jan. 24	Niagara	W	82-65	Albany, NY
Jan. 26	Iona	W	69-68	Albany, NY
Jan. 29	Canisius	W	91-73	Albany, NY
Feb. 2	at Saint Peter's	W	74-63	Jersey City, NJ
Feb. 7	at Rider	L	88-90	Lawrenceville, NJ
Feb. 9	Loyola	W	73-60	Albany, NY
Feb. 12	Manhattan	W	93-69	Albany, NY
Feb. 16	at Iona	W	75-60	New Rochelle, NY
Feb. 21	Northern Iowa (BB)	W	81-75	Albany, NY
Feb. 27	at Niagara	L	85-100	Niagara, NY
Mar. 1	at Canisius	W	78-74	Buffalo, NY
Mar. 7	Canisius (MAAC)	W	77-52	Albany, NY
Mar. 8	Fairfield (MAAC)	W	80-65	Albany, NY
Mar. 9	Niagara (MAAC)	W	77-70	Albany, NY
Mar. 20	vs. Ohio State (NCAA)	W	74-72 (2 ot)	Dayton, OH
Mar. 22	vs. Louisville (NCAA, 1st)	L	72-79	Dayton, OH

**2009-10 (27-7, 17-1)**

Date	Opponent	W/L	Score	Location
Nov. 13	at Tennessee State	W	85-69	Nashville, TN
Nov. 17	Northeastern	W	59-53	Albany, NY
Nov. 21	at Temple	L	69-73	Philadelphia, PA
Nov. 24	Delaware	W	90-56	Albany, NY
Nov. 27	vs. St. John's (PHC)	L	68-77	Philadelphia, PA
Nov. 28	vs. Brown (PHC)	W	99-79	Philadelphia, PA
Dec. 2	at Georgia Tech (23rd)	L	61-74	Atlanta, GA
Dec. 5	Albany	W	83-54	Albany, NY
Dec. 7	at Iona	W	73-60	New Rochelle, NY
Dec. 12	at UNI	L	65-82	Cedar Falls, IA
Dec. 23	Rider	W	84-62	Albany, NY
Dec. 29	Saint Joseph's	W	92-75	Albany, NY
Dec. 31	Saint Peter's	W	64-53	Albany, NY
Jan. 2	Mount St. Mary's	W	79-76 (ot)	Albany, NY
Jan. 4	at Loyola	W	76-56	Baltimore, MD
Jan. 9	Niagara	W	83-65	Albany, NY
Jan. 11	Canisius	W	82-70	Albany, NY
Jan. 16	at Fairfield	W	81-73	Fairfield, CT



Jan. 18	Manhattan	W	83-68	Albany, NY
Jan. 21	Loyola	W	67-61	Albany, NY
Jan. 24	at Manhattan	W	66-58	Riverdale, NY
Jan. 28	at Saint Peter's	W	66-58	Jersey City, NJ
Jan. 30	at Marist	W	79-60	Poughkeepsie, NY
Feb. 5	Iona	W	88-68	Albany, NY
Feb. 8	Fairfield	W	69-67	Albany, NY
Feb. 12	at Niagara	L	74-87	Niagara, NY
Feb. 14	at Canisius	W	74-57	Buffalo, NY
Feb. 20	at Butler (BB, 20th)	L	53-70	Indianapolis, IN
Feb. 26	at Rider	W	80-54	Lawrenceville, NJ
Feb. 28	Marist	W	76-51	Albany, NY
Mar. 6	Manhattan (MAAC)	W	78-61	Albany, NY
Mar. 7	Rider (MAAC)	W	72-62	Albany, NY
Mar. 8	Fairfield (MAAC)	W	72-65 (ot)	Albany, NY
Mar. 19	vs. Purdue (NCAA, 10th)	L	64-72	Spokane, WA

**IOWA****2010-11 (11-20, 4-14)**

Date	Opponent	W/L	Score	Location
Nov. 14	South Dakota State	L	69-79	Iowa City, IA
Nov. 16	UL-Monroe	W	68-40	Iowa City, IA
Nov. 19	vs. Xavier (PJ)	L	73-86	St. Thomas, USVI
Nov. 20	vs. Alabama (PJ)	W	55-47	St. Thomas, USVI
Nov. 22	vs. Long Beach State (PJ)	L	72-78	St. Thomas, USVI
Nov. 26	SIU-Edwardsville	W	111-50	Iowa City, IA
Nov. 30	at Wake Forest (ACC)	L	73-76	Winston-Salem, NC
Dec. 4	Idaho State	W	70-53	Iowa City, IA
Dec. 7	Northern Iowa	W	51-39	Iowa City, IA
Dec. 10	Iowa State	L	72-75	Iowa City, IA
Dec. 18	at Drake	W	59-52	Des Moines, IA
Dec. 21	Louisiana Tech	W	77-58	Iowa City, IA
Dec. 29	Illinois (23rd)	L	77-87	Iowa City, IA
Jan. 4	Ohio State (2nd)	L	68-73	Iowa City, IA
Jan. 9	at Purdue (10th)	L	52-75	West Lafayette, IN
Jan. 12	Northwestern	L	71-90	Iowa City, IA
Jan. 16	at Minnesota (25th)	L	59-69	Minneapolis, MN
Jan. 19	at Ohio State (1st)	L	48-70	Columbus, OH
Jan. 23	Indiana	W	91-77	Iowa City, IA
Jan. 26	at Penn State	L	51-65	State College, PA
Jan. 30	at Michigan	L	73-87	Ann Arbor, MI
Feb. 2	Michigan State	W	72-52	Iowa City, IA
Feb. 5	at Indiana	W	64-63	Bloomington, IN
Feb. 9	Wisconsin (13th)	L	59-62 (ot)	Iowa City, IA
Feb. 13	Minnesota (25th)	L	45-62	Iowa City, IA
Feb. 17	at Northwestern	L	70-73	Evanston, IL
Feb. 19	Michigan	L	72-75 (ot)	Iowa City, IA
Feb. 26	at Illinois	L	68-81	Champaign, IL
Mar. 2	at Michigan State	L	66-85	East Lansing, MI
Mar. 5	Purdue (6th)	W	67-65	Iowa City, IA
Mar. 10	vs. Michigan State (BTT)	L	61-66	Indianapolis, IN

**2011-12 (18-17, 8-10)**

Date	Opponent	W/L	Score	Location
Nov. 11	Chicago State	W	96-53	Iowa City, IA
Nov. 14	North Carolina A&T	W	95-79	Iowa City, IA
Nov. 17	Northern Illinois	W	88-55	Iowa City, IA
Nov. 20	vs Creighton	L	59-82	Des Moines, IA
Nov. 23	Campbell	L	61-77	Iowa City, IA
Nov. 26	IPFW	W	82-72	Iowa City, IA
Nov. 29	Clemson (ACC)	L	55-71	Iowa City, IA
Dec. 3	Brown	W	75-54	Iowa City, IA
Dec. 6	at Northern Iowa	L	60-80	Cedar Falls, IA
Dec. 9	at Iowa State	L	76-86	Ames, IA
Dec. 17	Drake	W	82-68	Iowa City, IA
Dec. 19	Central Arkansas	W	105-64	Iowa City, IA
Dec. 22	Boise State	W	81-72	Iowa City, IA
Dec. 28	Purdue	L	76-79	Iowa City, IA
Dec. 31	at Wisconsin (11th)	W	72-65	Madison, WI
Jan. 4	at Minnesota	W	64-62	Minneapolis, MN
Jan. 7	Ohio State (6th)	L	47-76	Iowa City, IA
Jan. 10	at Michigan State (10th)	L	61-95	East Lansing, MI
Jan. 14	Michigan (13th)	W	75-59	Iowa City, IA
Jan. 17	at Purdue	L	68-75	West Lafayette, IN
Jan. 26	Nebraska	L	73-79	Iowa City, IA
Jan. 29	at Indiana (16th)	L	89-103	Bloomington, IN

Feb. 1	Minnesota	W	63-59	Iowa City, IA
Feb. 4	Penn State	W	77-64	Iowa City, IA
Feb. 9	at Northwestern	L	64-83	Evanston, IL
Feb. 16	at Penn State	L	64-69	University Park, PA
Feb. 19	Indiana (18th)	W	78-66	Iowa City, IA
Feb. 23	Wisconsin (15th)	W	67-66	Iowa City, IA
Feb. 26	at Illinois	L	54-65	Champaign, IL
Feb. 29	at Nebraska	W	62-53	Lincoln, NE
Mar. 3	Northwestern	L	66-70	Iowa City, IA
Mar. 8	vs. Illinois	W	64-61	Indianapolis, IN
Mar. 9	vs. Michigan State (8th)	L	75-92	Indianapolis, IN
Mar. 13	Dayton (NIT)	W	84-75	Iowa City, IA
Mar. 18	at Oregon (NIT)	L	97-108	Eugene, OR

**2012-13 (25-13, 9-9)**

Date	Opponent	W/L	Score	Location
Nov. 9	UT-Pan American	W	86-55	Iowa City, IA
Nov. 12	Central Michigan	W	73-61	Iowa City, IA
Nov. 15	Howard	W	66-36	Iowa City, IA
Nov. 17	Gardner-Webb	W	65-56	Iowa City, IA
Nov. 20	vs. Western Kentucky (CAN)	W	63-55	Cancun, Mexico
Nov. 21	vs. Wichita State (CAN)	L	63-75	Cancun, Mexico
Nov. 27	at Virginia Tech (ACC)	L	79-95	Blacksburg, VA
Dec. 1	A&M-Corpus Christi	W	88-59	Iowa City, IA
Dec. 4	South Dakota	W	87-63	Iowa City, IA
Dec. 7	Iowa State	W	80-71	Iowa City, IA
Dec. 15	vs. Northern Iowa	W	80-73	Des Moines, IA
Dec. 19	South Carolina State	W	90-46	Iowa City, IA
Dec. 22	Coppin State	W	80-50	Iowa City, IA
Dec. 31	Indiana (5th)	L	65-69	Iowa City, IA
Jan. 6	at Michigan (2nd)	L	67-95	Ann Arbor, MI
Jan. 10	Michigan State (18th)	L	59-62	Iowa City, IA
Jan. 13	at Northwestern	W	70-50	Evanston, IL
Jan. 19	Wisconsin	W	70-66	Iowa City, IA
Jan. 22	at Ohio State (14th)	L	63-72	Columbus, OH
Jan. 27	at Purdue	L	62-65 (ot)	West Lafayette, IN
Jan. 31	Penn State	W	76-67	Iowa City, IA
Feb. 3	at Minnesota (23)	L	59-62	Minneapolis, MN
Feb. 6	at Wisconsin	L	70-74 (2ot)	Madison, WI
Feb. 9	Northwestern	W	71-57	Iowa City, IA
Feb. 14	at Penn State	W	74-72	University Park, PA
Feb. 17	Minnesota	W	72-51	Iowa City, IA
Feb. 23	at Nebraska	L	60-64	Lincoln, NE
Feb. 27	Purdue	W	58-48	Iowa City, IA
Mar. 2	at Indiana (1st)	L	60-73	Bloomington, IN
Mar. 5	Illinois	W	63-55	Iowa City, IA
Mar. 9	Nebraska	W	74-60	Iowa City, IA
Mar. 14	vs. Northwestern (BTT)	W	73-59	Chicago, IL
Mar. 15	vs. Michigan State (BTT, 7th)	L	56-59	Chicago, IL
Mar. 20	Indiana State (NIT)	W	68-52	Iowa City, IA
Mar. 22	Stony Brook (NIT)	W	75-63	Iowa City, IA
Mar. 27	at Virginia (NIT)	W	75-64	Charlottesville, VA
Apr. 2	vs. Maryland (NIT)	W	71-60	New York, NY
Apr. 4	vs. Baylor (NIT)	L	54-74	New York, NY

**2013-14 (20-13, 9-9)**

Date	Opponent	W/L	Score	Location
Nov. 8	UNC Wilmington	W	82-39	Iowa City, IA
Nov. 10	Nebraska-Omaha	W	83-75	Iowa City, IA
Nov. 14	Maryland Eastern Shore	W	109-63	Iowa City, IA
Nov. 17	Abilene Christian	W	103-41	Iowa City, IA
Nov. 22	Penn	W	86-55	Iowa City, IA
Nov. 28	vs. Xavier (B4A)	W	77-74 (ot)	Bahamas
Nov. 29	vs. UTEP (B4A)	W	89-53	Bahamas
Nov. 30	vs. Villanova (B4A)	L	83-88 (ot)	Bahamas
Dec. 3	vs. Notre Dame (ACC)	W	98-93	Iowa City, IA
Dec. 7	vs. Drake (BF)	W	83-66	Des Moines, IA
Dec. 9	Fairleigh Dickinson	W	92-59	Iowa City, IA
Dec. 13	at Iowa State (16th)	L	82-85	Ames, IA
Dec. 22	Arkansas Pine Bluff	W	86-61	Iowa City, IA
Dec. 31	Nebraska	W	67-57	Iowa City, IA
Jan. 5	at Wisconsin (4th)	L	71-75	Madison, WI
Jan. 9	Northwestern	W	93-67	Iowa City, IA
Jan. 12	at Ohio State (3rd)	W	84-74	Columbus, OH
Jan. 19	Minnesota	W	94-73	Iowa City, IA
Jan. 22	at Michigan (21st)	L	67-75	Ann Arbor, MI

Jan. 25	at Northwestern	W	76-50	Evanston, IL
Jan. 28	Michigan State (6th)	L	69-71 (ot)	Iowa City, IA
Feb. 1	at Illinois	W	81-74	Champaign, IL
Feb. 4	Ohio State (25th)	L	69-76	Iowa City, IA
Feb. 8	Michigan (10th)	W	85-67	Iowa City, IA
Feb. 15	at Penn State	W	82-70	University Park, PA
Feb. 22	Wisconsin (16th)	L	74-79	Iowa City, IA
Feb. 25	at Minnesota	L	89-95	Minneapolis, MN
Feb. 27	at Indiana	L	86-93	Bloomington, IN
Mar. 2	Purdue	W	83-76	Iowa City, IA
Mar. 6	at Michigan State (22nd)	L	76-86	East Lansing, MI
Mar. 8	Illinois	L	63-66	Iowa City, IA
Mar. 13	vs. Northwestern (BTT)	L	62-67	Indianapolis, IN
Mar. 19	vs. Tennessee (NCAA)	L	65-78 (ot)	Dayton, OH

**2014-15 (22-12, 12-6)**

Date	Opponent	W/L	Score	Location
Nov. 14	Hampton	W	90-56	Iowa City, IA
Nov. 17	North Dakota State	W	87-56	Iowa City, IA
Nov. 20	vs. Texas (2K, 10th)	L	57-71	New York, NY
Nov. 21	vs. Syracuse (2K, 23rd)	L	63-66	New York, NY
Nov. 24	Pepperdine	W	72-61	Iowa City, IA
Nov. 26	Northern Illinois	W	70-49	Iowa City, IA
Nov. 29	Longwood	W	77-44	Iowa City, IA
Dec. 3	at North Carolina (ACC, 12th)	W	60-55	Chapel Hill, NC
Dec. 6	UM-Baltimore County	W	77-47	Iowa City, IA
Dec. 9	Alcorn State	W	67-44	Iowa City, IA
Dec. 12	Iowa State (13th)	L	75-90	Iowa City, IA
Dec. 20	vs. Northern Iowa (BF)	L	44-56	Des Moines, IA
Dec. 30	at Ohio State (18th)	W	71-65	Columbus, OH
Jan. 5	Nebraska	W	70-59	Iowa City, IA
Jan. 8	Michigan State	L	61-75	Iowa City, IA
Jan. 13	at Minnesota	W	77-75	Minneapolis, MN
Jan. 17	Ohio State (25th)	W	76-67	Iowa City, IA
Jan. 20	at Wisconsin (5th)	L	50-82	Madison, WI
Jan. 24	at Purdue	L	63-67	West Lafayette, IN
Jan. 31	Wisconsin (5th)	L	63-74	Iowa City, IA
Feb. 5	at Michigan	W	72-54	Ann Arbor, MI
Feb. 8	Maryland (16th)	W	71-55	Iowa City, IA
Feb. 12	Minnesota	L	59-64	Iowa City, IA
Feb. 15	at Northwestern	L	61-66 (ot)	Evanston, IL
Feb. 19	Rutgers	W	81-47	Iowa City, IA
Feb. 22	at Nebraska	W	74-46	Lincoln, NE
Feb. 25	Illinois	W	68-60	Iowa City, IA
Feb. 28	at Penn State	W	81-77 (ot)	University Park, PA
March 3	at Indiana	W	77-63	Bloomington, IN
March 7	Northwestern	W	69-52	Iowa City, IA
March 12	vs. Penn State (BTT)	L	58-67	Chicago, IL
March 20	vs. Davidson (NCAA)	W	83-52	Seattle, WA
March 22	vs. Gonzaga (NCAA, 7th)	L	68-87	Seattle, WA

**2015-16 (22-11, 12-6)**

Date	Opponent	W/L	Score	Location
Nov. 13	Gardner-Webb	W	76-59	Iowa City, IA
Nov. 15	Coppin State	W	103-68	Iowa City, IA
Nov. 19	at Marquette (GG)	W	89-61	Milwaukee, WI
Nov. 26	vs. Dayton (AI)	L	77-82	Orlando, FL
Nov. 27	vs. Notre Dame (AI, 17th)	L	62-68	Orlando, FL
Nov. 29	vs. Wichita State (AI, 20th)	W	84-61	Orlando, FL
Dec. 2	Florida State (ACC)	W	78-75 (ot)	Iowa City, IA
Dec. 5	UMKC	W	95-75	Iowa City, IA
Dec. 7	Western Illinois	W	90-56	Iowa City, IA
Dec. 10	at Iowa State (2nd)	L	82-83	Ames, IA
Dec. 19	vs. Drake (BF)	W	70-64	Des Moines, IA
Dec. 22	Tennessee Tech	W	85-63	Iowa City, IA
Dec. 29	Michigan State (1st)	W	83-70	Iowa City, IA
Jan. 2	at Purdue (14th)	W	83-71	West Lafayette, IN
Jan. 5	Nebraska	W	77-66	Iowa City, IA
Jan. 14	at Michigan State (4th)	W	76-59	East Lansing, MI
Jan. 21	at Rutgers	W	90-76	Piscataway, NJ
Jan. 17	Michigan	W	82-71	Iowa City, IA
Jan. 24	Purdue (23rd)	W	83-71	Iowa City, IA
Jan. 28	Maryland (7th)	L	68-74	College Park, MD
Jan. 31	Northwestern	W	85-71	Iowa City, IA
Feb. 3	Penn State	W	73-49	Iowa City, IA
Feb. 7	at Illinois	W	77-65	Champaign, IL
Feb. 11	at Indiana (22nd)	L	78-85	Bloomington, IN

Feb. 14	Minnesota	W	75-71	Iowa City, IA
Feb. 17	at Penn State	L	75-79	University Park, PA
Feb. 24	Wisconsin	L	59-67	Iowa City, IA
Feb. 28	at Ohio State	L	64-68	Columbus, OH
March 1	Indiana (11th)	L	78-81	Iowa City, IA
March 5	at Michigan	W	71-61	Ann Arbor, MI
March 10	vs. Illinois (BTT)	L	66-68	Indianapolis, IN
March 18	vs. Temple (NCAA)	W	72-70 (ot)	Brooklyn, NY
March 20	vs. Villanova (NCAA, 6th)	L	68-87	Brooklyn, NY

**2016-17 (19-15, 10-8)**

Date	Opponent	W/L	Score	Location
Nov. 11	Kennesaw State	W	91-74	Iowa City, IA
Nov. 13	Savannah State	W	116-84	Iowa City, IA
Nov. 16	Seton Hall (GG)	L	83-91	Iowa City, IA
Nov. 20	UT-Rio Grande Valley	W	95-67	Iowa City, IA
Nov. 25	vs. Virginia (ECC)	L	41-74	Niceville, FL
Nov. 26	vs. Memphis (ECC)	L	92-100	Niceville, FL
Nov. 29	at Notre Dame (ACC)	L	78-92	South Bend, IN
Dec. 3	Omaha	L	89-98	Iowa City, IA
Dec. 5	Stetson	W	95-68	Iowa City, IA
Dec. 8	Iowa State (25th)	W	78-64	Iowa City, IA
Dec. 17	vs. Northern Iowa (BF)	W	69-46	Des Moines, IA
Dec. 20	North Dakota	W	84-73	Iowa City, IA
Dec. 22	Delaware State	W	89-57	Iowa City, IA
Dec. 28	at Purdue (15th)	L	67-89	West Lafayette, IN
Jan. 1	Michigan	W	86-83 (ot)	Iowa City, IA
Jan. 5	at Nebraska	L	90-93 (2ot)	Lincoln, NE
Jan. 8	Rutgers	W	83-78	Iowa City, IA
Jan. 12	Purdue (17th)	W	83-78	Iowa City, IA
Jan. 15	at Northwestern	L	54-89	Evanston, IL
Jan. 19	Maryland (25th)	L	76-84	Iowa City, IA
Jan. 25	at Illinois	L	64-76	Champaign, IL
Jan. 28	Ohio State	W	85-72	Iowa City, IA
Jan. 31	at Rutgers	W	83-63	Piscataway, NJ
Feb. 5	Nebraska	W	81-70	Iowa City, IA
Feb. 8	at Minnesota	L	89-101 (2ot)	Minneapolis, MN
Feb. 11	at Michigan State	L	66-77	East Lansing, MI
Feb. 18	Illinois	L	66-70	Iowa City, IA
Feb. 21	Indiana	W	96-90 (ot)	Iowa City, IA
Feb. 25	at Maryland (24th)	W	83-69	College Park, MD
March 2	at Wisconsin (21st)	W	59-75	Madison, WI
March 5	Penn State	W	90-79	Iowa City, IA
March 9	vs. Indiana (BTT)	L	73-95	Washington, D.C.
March 15	South Dakota (NIT)	W	87-75	Iowa City, IA
March 17	TCU (NIT)	L	92-94 (ot)	Iowa City, IA

- 2K -- 2K Classic
- ACC -- ACC/Big Ten Challenge
- AI -- Advocate Invitational (formerly known as Old Spice Classic)
- BB -- Bracket Buster
- BF -- Big Four Classic
- B4A -- Battle 4 Atlantis
- BTT -- Big Ten Tournament
- ECC -- Emerald Coast Classic
- CC -- Cornhusker Classic
- CCH -- Cancun Challenge
- GG -- Gavitt Games
- HC -- Hawkeye Classic
- ECCT -- East Coast Conference Tournament
- MAAC -- Metro Atlantic Athletic Conference Tournament
- MC -- Mutual Classic
- NCAA -- NCAA Tournament
- NIT -- National Invitational Tournament
- PHC -- Philly Hoops Classic
- PJ -- Paradise Jam
- SC -- Southern Conference Tournament
- WLKF -- WLKF Classic

**Note:** Number in parenthesis following opponent is national ranking





Kirk Speraw is in his eighth year as an assistant coach at Iowa. Speraw, who has over three decades of coaching experience, assists in all aspects of the program including recruiting, opponent scouting, practices, player development and game preparation.

Speraw has helped rejuvenate the Iowa basketball program since arriving at Iowa in 2010. Not only has the attendance at Carver-Hawkeye Arena increased by more than 50 percent, but Speraw has helped vault the program back to national prominence on a consistent basis. Iowa achieved its highest national since 1987, when it was ranked as high as No. 3 on Jan. 25, 2016, and was ranked in both major polls the final 11 weeks of the 2016.

Fran McCaffery and his coaching staff are the first in program history to win 18 or more games in six straight seasons (2012-17). Iowa won 20 or more games for four seasons (2013-16), its longest streak in 15 years. Additionally, Iowa has averaged 21 wins the last six seasons, with its 125 victories being the most over a six-year span since 1985-90.

Speraw has helped coached the Hawkeyes to a postseason tournament each of the last six seasons (3 NCAA, 3 NIT). Speraw has helped coach the Hawkeyes to upper division finishes each of the past five seasons, including a third place Big Ten finish and winning a game in the NCAA Tournament in 2015 and 2016. Iowa is one of only three teams to have posted a Big Ten record of .500 or better each of the last three seasons (Michigan State and Wisconsin). Iowa matched its second most victories by a Hawkeye team in 2013, reaching the NIT championship game and finishing with 25 wins.

The past seven years at Iowa Speraw helped coach 13 Hawkeyes to professional contracts, including Devyn Marble and Aaron White, who were selected by the Orlando Magic (2014) and Washington Wizards (2015) in the NBA Draft, respectively.

Speraw has helped mentor five Hawkeyes to All-Big Ten status during his tenure, including four straight seasons with an honoree on the first team: Roy Devyn Marble (2014), Aaron White (2015), Jarrod Uthoff (2016), and Peter Jok (2017). In addition to the all-conference accolades, Uthoff and Jok were All-Americans. Francis helped develop frontcourt players Gabriel Olaseni and Nicholas Baer, who were each voted Big Ten Sixth Man of the Year in 2015 and 2017, respectively. He also helped coach five All-Big Ten Freshman performers (Eric May in 2010, Melsahn Basabe in 2011, Aaron White in 2012, and Jordan Bohannon and Tyler Cook in 2017).

Speraw was the primary assistant who worked with Iowa's perimeter players. This past season, shooting guard Peter Jok became Iowa's fifth Big Ten scoring champion in school history, averaging 19.9 points per game. Jok also established new school free throw records in single-game makes (22), career percentage (.864), and single-season accuracy (.911). Speraw also helped mentor point guard Jordan Bohannon to historic heights. Bohannon shattered the team's freshman single-season record in assists (175) and 3-pointers made (89). Bohannon also became the first player in school history to register three consecutive double-doubles in points and assists). Jok and Bohannon combined for 174 triples, the most by a duo in a single season at Iowa.

Speraw, who is a Sioux City, Iowa, native was a two-time Hawkeye letterman (1978-79) who played for head coach Lute Olson. He was a member of the 1978-79 squad that won 20 contests and a Big Ten title. As a senior, he was named the team's most inspirational player.



As both an assistant and head coach, Speraw has mentored dozens of players who have played professionally, including Hawkeyes Ronnie Lester, Steve Krafcsin, Vince Brookins, Steve Waite, Kenny Arnold, Kevin Boyle, Mark Gannon and Bobby Hansen.

Speraw began his coaching career with the Hawkeyes, serving as a graduate assistant with Iowa's 1979-80 team that advanced to the Final Four. The Hawkeyes went 23-8 that season. Speraw then moved to Denver University, where he was an assistant coach and recruiting coordinator for two years (1980-82).

Speraw joined the Hawkeyes after serving 17 years as head coach at the University of Central Florida (1993-2010). During his tenure, 18 of his players received all-league honors, including four first team honorees. Additionally, since the start of the 1993-94 season, 54 of Speraw's UCF student-athletes earned academic all-conference recognition.

His tenure included four NCAA Tournament berths (1994, '96, '04 and '05). In 2006-07, he was recognized as Conference USA Coach of the Year after guiding the Knights to 22 victories and a second place league finish. His most successful season at UCF was in 2003-04, when the Knights finished 25-6, received votes in the top 25 and won the Atlantic Sun championship, earning an automatic bid to the NCAA Tournament.

Prior to his head coaching job at UCF, he served as an assistant coach at the University of Florida for three seasons (1990-93) under Head Coach Lon Kruger. While on the Florida staff, the Gators participated in two NIT's, including advancing to the semifinals in 1992.

Prior to his three years in Gainesville, Speraw was the head coach at Pensacola Junior College (PJC) from 1987-90. At PJC, he led the Pirates to an 82-21 record and three consecutive Panhandle Conference titles. His 1989-90 team won 31 games and finished fifth nationally. The team's success that year earned Speraw national recognition. He was tabbed the NABC/Kodak National Junior College Coach of the Year, as well as the state's Coach of the Year.

Speraw also had a coaching stop at Florida Southern, serving as an assistant from 1982-87. The Moccasins posted a 100-46 record and made four appearances in the Division II NCAA Tournament, including a third-place finish in 1986.

Speraw and his wife, Tracy (an Iowa City native), have two sons, Drew and Dustin, and two daughters, Brooke and Bailey. Drew played for his dad at Central Florida for four years.



*The Speraw family (l-r): Amanda, Dustin, Bailey, Kirk, Tracy, Brooke, Drew, Blakely, Jaime.*



Sherman Dillard is in his eighth year with the University of Iowa men's basketball staff bringing a wealth of expertise on and off the court.

Dillard has helped rejuvenate the Iowa basketball program since arriving at Iowa in 2010. Not only has the attendance at Carver-Hawkeye Arena increased by more than 50 percent, but Dillard has helped vault the program back to national prominence on a consistent basis. Iowa achieved its highest national since 1987, when it was ranked as high as No. 3 on Jan. 25, 2016, and was ranked in both major polls the final 11 weeks of the 2016.



Fran McCaffery and his coaching staff are the first in program history to win 18 or more games in six straight seasons (2012-17). Iowa won 20 or more games for four seasons (2013-16), its longest streak in 15 years. Additionally, Iowa has averaged 21 wins the last six seasons, with its 125 victories being the most over a six-year span since 1985-90.

Dillard has helped coached the Hawkeyes to a postseason tournament each of the last six seasons (3 NCAA, 3 NIT). Dillard has helped coach the Hawkeyes to upper division finishes each of the past five seasons, including a third place Big Ten finish and winning a game in the NCAA Tournament in 2015 and 2016. Iowa is one of only three teams to have posted a Big Ten record of .500 or better each of the last three seasons (Michigan State and Wisconsin). Iowa matched its second most victories by a Hawkeye team in 2013, reaching the NIT championship game and finishing with 25 wins.

The past seven years at Iowa Dillard helped coach 13 Hawkeyes to professional contracts, including Devyn Marble and Aaron White, who were selected by the Orlando Magic (2014) and Washington Wizards (2015) in the NBA Draft, respectively.

Dillard has helped mentor five Hawkeyes to All-Big Ten status during his tenure, including four straight seasons with an honoree on the first team: Roy Devyn Marble (2014), Aaron White (2015), Jarrod Uthoff (2016), and Peter Jok (2017). In addition to the all-conference accolades, Uthoff and Jok were All-Americans. Francis helped develop frontcourt players Gabriel Olaseni and Nicholas Baer, who were each voted Big Ten Sixth Man of the Year in 2015 and 2017, respectively. He also helped coach five All-Big Ten Freshman performers (Eric May in 2010, Melsahn Basabe in 2011, Aaron White in 2012, and Jordan Bohannon and Tyler Cook in 2017).

Iowa frontcourt players enjoyed success this past season under McCaffery and the coaching staff. Baer was the only player in 2016-17 and the only Big Ten player the last 25 seasons to amass 250+ points, 40+ blocked shots, 45+ steals, and 45+ 3-pointers in a season. Freshman Cordell Pems broke the school single-season record for field goal percentage (.617), while Cook's 12.3 points per game ranked fifth best among conference rookies in 2016-17.

Dillard has three decades of coaching experience, serving as a college assistant or head coach for 30 years. He spent his first 15 years as an assistant coach at three institutions. Dillard began his coaching career under Head Coach Lefty Driesell at Maryland, spending six seasons (1979-85). He helped coach the Terrapins to four 20-plus win seasons and six postseason appearances, including five NCAA Tournament berths. The 1980, 1984 and 1985 squads reached the Sweet 16, while the 1984 team won the ACC Tournament.

He then spent three years at California (1985-88) under Lou Campanelli, who was his collegiate coach at James Madison. The Bears posted two third-place Pac-10 finishes and two NIT appearances during his tenure in Berkeley. After three seasons at California, he returned to the ACC and Georgia Tech for six seasons (1988-94). While in Atlanta, he helped Head Coach Bobby Cremins lead the Yellow Jackets to six winning seasons and postseason appearances. Georgia Tech played in five NCAA Tournaments, including the Final Four in 1990 and Sweet 16 in 1992.

Dillard received his first head coaching opportunity at Indiana State of the Missouri Valley Conference (1994-97). During his three seasons in Terre Haute, the Sycamores improved each season and posted a 29-52 record. He then left Indiana State to return to his alma mater. He replaced Driesell, who served as head coach the previous nine seasons (1988-97). Dillard was the Dukes' head coach for seven years (1997-2004). He posted a 93-106 record, sharing a league title and recording three first-division finishes in the Colonial Athletic Association (CAA). During his tenure, he earned CAA Coach of the Year and NABC District Coach of the Year laurels. His 10-year head coaching record stands at 122-158.

Dillard, a three-time Academic All-American and four-time honorable mention All-American by the Associated Press, played guard at James Madison (1973-78). He led the Dukes in scoring in each of his four years (missed 1976-77 with an injury) and was the team's top rebounder as a freshman. Dillard is the second-leading scorer (2,065 points) in James Madison history, and his academic excellence merited him an NCAA post-graduate scholarship. After his collegiate career, he was drafted by the Indiana Pacers in the 1978 NBA Draft. Additionally, Dillard was honored as a CAA "Legend" in 2009.

Dillard worked as a basketball marketing representative for Nike for six years (2004-10). He served as Global Camp Director, responsible for administrative and operational facets of a series of highly acclaimed camps and academies sponsored by Nike. Those camps included the Nike All-America Camp and select skills academies hosted by NBA stars such as Kobe Bryant, Steve Nash, Vince Carter, Amaré Stoudemire and LeBron James (until January, 2009).

Dillard is a 1978 magna cum laude James Madison graduate earning a bachelor's degree in physical education and minor in business, and is a member of the school's sports hall of fame.

Dillard and his wife Dena have two sons, Ben (24) and Langston (22). His son Ben was a four-year letterwinner on the Arkansas-Little Rock basketball team.



*The Dillard family (l-r): Dena, Ben, Langston, Sherman.*





Andrew Francis is in his eighth year as an assistant coach with the Hawkeyes and 10th season on head coach Fran McCaffery's staff. He was the first hire for McCaffery at Iowa, joining the staff on April 8, 2010.



Francis has helped rejuvenate the Iowa basketball program since arriving at Iowa in 2010. Not only has the attendance at Carver-Hawkeye Arena increased by more than 50 percent, but Francis has helped vault the program back to national prominence on a consistent basis. Iowa achieved its highest national since 1987, when it was ranked as high as No. 3 on Jan. 25, 2016, and was ranked in both major polls the final 11 weeks of the 2016.

Fran McCaffery and his coaching staff are the first in program history to win 18 or more games in six straight seasons (2012-17). Iowa won 20 or more games for four seasons (2013-16), its longest streak in 15 years. Additionally, Iowa has averaged 21 wins the last six seasons, with its 125 victories being the most over a six-year span since 1985-90.

Francis has helped coached the Hawkeyes to a postseason tournament each of the last six seasons (3 NCAA, 3 NIT). Francis has helped coach the Hawkeyes to upper division finishes each of the past five seasons, including a third place Big Ten finish and winning a game in the NCAA Tournament in 2015 and 2016. Iowa is one of only three teams to have posted a Big Ten record of .500 or better each of the last three seasons (Michigan State and Wisconsin). Iowa matched its second most victories by a Hawkeye team in 2013, reaching the NIT championship game and finishing with 25 wins.

The past seven years at Iowa Francis helped coach 13 Hawkeyes to professional contracts, including Devyn Marble and Aaron White, who were selected by the Orlando Magic (2014) and Washington Wizards (2015) in the NBA Draft, respectively.

Francis has helped mentor five Hawkeyes to All-Big Ten status during his tenure, including four straight seasons with an honoree on the first team: Roy Devyn Marble (2014), Aaron White (2015), Jarrod Uthoff (2016), and Peter Jok (2017). In addition to the all-conference accolades, Uthoff and Jok were All-Americans. Francis helped develop frontcourt players Gabriel Olaseni and Nicholas Baer, who were each voted Big Ten Sixth Man of the Year in 2015 and 2017, respectively. He also helped coach five All-Big Ten Freshman performers (Eric May in 2010, Melsahn Basabe in 2011, Aaron White in 2012, and Jordan Bohannon and Tyler Cook in 2017).

Iowa frontcourt players enjoyed success this past season under McCaffery and the coaching staff. Baer was the only player in 2016-17 and the only Big Ten player the last 25 seasons to amass 250+ points, 40+ blocked shots, 45+ steals, and 45+ 3-pointers in a season. Freshman Cordell Pemsil broke the school single-season record for field goal percentage (.617), while Cook's 12.3 points per game ranked fifth best among conference rookies in 2016-17. Additionally, Francis helped mentor Jok in becoming Iowa's fifth Big Ten scoring champion in school history. Jok averaged 19.9 points per game, the most by a Hawkeye in 10 years.

Francis served three years on McCaffery's staff as an assistant coach at Siena (2007-10). While on the Saints' coaching staff, he helped guide Siena to three straight conference titles and NCAA Tournament berths, and four consecutive 20-plus win seasons. Francis helped coach six all-conference student-athletes, two Player of the Year honorees and the league's Sixth Man of the Year.

He arrived at the Siena program after a two year stint at Villanova University, where he served as an administrative assistant/video coordinator on Jay Wright's staff.

While at Siena, Francis assisted in all aspects of the program, including: recruiting, player development and scouting.

A Brooklyn, New York, native, Francis joined the Wildcats' staff in August, 2005. He assisted the program in a variety of roles while directing the video operations of the basketball office.

Francis is a 1992 graduate of Brooklyn's Abraham Lincoln High School. He played basketball at Fulton Montgomery Community College in Johnstown, New York, before completing his college career under Coach Sidney Green at Long Island University-Southampton. Francis graduated in 1998 with a degree in marketing and management.

After a knee injury ended his professional playing career, Francis became a volunteer assistant coach at Concordia College. From 2003-05, he served as the head women's coach at Mt. St. Vincent College, compiling a 26-27 record. In addition, he served as a volunteer assistant coach for the Westchester Wildfire of the United States Basketball League.

Francis is married to Kim and has two stepdaughters, Chelsea and Raven.





Al Seibert is in his seventh season on the University of Iowa men's basketball coaching staff. Seibert spent five years as the team's video coordinator before being named director of operations prior to the 2016-17 season.

As operations director, Seibert works closely with the basketball staff, helping coordinate travel and carry out the day-to-day activities of the UI basketball program.



Seibert has assisted in the rise of the Hawkeye basketball program back to national prominence since 2012. Fran McCaffery and his coaching staff are the first in program history to win 18 or more games in six straight seasons (2012-17). Iowa won 20 or more games four straight seasons (2013-16), its longest streak in 15 years. Seibert and the Hawkeyes have posted upper division finishes each of the past five seasons, including a third place Big Ten finish and winning a game in the NCAA Tournament in 2015 (Davidson) and 2016 (Temple). Iowa is one of only three teams to have posted a Big Ten record of .500 or better each of the last three seasons (Michigan State and Wisconsin). The Hawkeyes matched their second most victories by a Hawkeye team in 2013, reaching the NIT championship game and finishing with 25 wins.

Seibert has 18 years of coaching experience, having most recently served as the head coach at the University of New Haven in West Haven, Connecticut, from 2005-10.

He was at the University of Hartford for five seasons, four as an assistant (2000-04) and one as associate head coach (2004-05). Seibert was the top assistant in 2002 when Hartford posted the second-best Division I turnaround. He also helped coach the Hawks to a top three finish in the America East Conference from 2002-04.

Seibert was also an assistant coach at Western Kentucky (1994-98). He helped coach the 1995 Western Kentucky team to the second round of the NCAA Tournament, a final national ranking of No. 18 and a 27-4 overall record, which was second only to national champion UCLA.

Other stops include one season as a volunteer assistant coach at Duquesne (1992-93) and working as a basketball administrative assistant at Pittsburgh (1993-94).

Seibert has worked individually with a number of athletes drafted in the NBA. In 1993, he worked with Derrick Alston (Duquesne University), who was a second round draft pick of the Philadelphia 76ers. The following spring, Seibert worked with Erik Mobley (University of Pittsburgh), who was the 16th overall selection of the Milwaukee Bucks in the 1994 NBA Draft. In 1996, he worked with Ben Davis (University of Arizona), who was a second round pick of the Phoenix Suns. Seibert also worked individually with Lee Nailon (TCU) in 1998-99, who was a second round selection by Charlotte.

Seibert worked as a college basketball recruiting expert for Insiders Report from 1998-2000.

He played collegiately at Frederick Community College (Md.) from 1981-83.

A native of Pittsburgh, Pennsylvania, Seibert earned his Bachelor of Arts degree in political science from Fredonia State University (N.Y.) in 1985.

Seibert is married to Rachel and has a daughter, Katie (19), who lives in Ohio.





**VIDEO COORDINATOR  
COURTNEY ELDRIDGE**

Courtney Eldridge is in his second season as the University of Iowa’s video coordinator.

Eldridge assists with film breakdown and compiling player development edits. Eldridge also organizes in-depth statistical data and various analytic measures for the coaching staff.



Eldridge played basketball at UNC-Greensboro (UNCG) from 1998-2002, followed by a 12-year professional career in Brazil, Poland, Italy, Belarus, Turkey, and the Dominican Republic. In addition to working men’s basketball youth camps, he was a high school boys basketball coach at East Boston High School and Saint Joseph Prep School in Brighton, Massachusetts.

“Courtney is a perfect fit for our staff and the University of Iowa,” said McCaffery. “Courtney was a great player and leader when he played for me at UNCG. He is an extremely hard working individual, who has tremendous character and basketball experience that will benefit our players and coaches.”

Eldridge helped the Spartans post three winning seasons during his career, including a 20-win campaign in 2001-02. He was part of the Spartans’ 2001 NCAA Tournament team that won the Southern Conference Tournament title and finished with a 19-12 record. As a senior, he led the Spartans to the SoCon North Division co-championship and an appearance in the National Invitation Tournament (NIT) with a 20-11 record.

Eldridge was a two-time SoCon First Team selection (2001, 2002), as well as a two-time SoCon All-Tournament recipient (2001, 2002). He is the Spartans’ all-time leader in assists (584) and is second in program history in steals (226). Eldridge holds the UNCG single-season records for assists (182 in 2002), and also owns the second (179) and eighth (142) highest marks in school history. He is the school record holder for steals in a season (82 in 2001) and also owns the third highest total (78 in 2002). Eldridge is 10th all-time in UNCG scoring history with 1,329 career points and third all-time with 395 career free throws made. Eldridge is one of three UNCG greats to have their jersey retired; his No. 23 jersey was retired on April 24, 2002.

Eldridge earned his college degree in business administration from UNCG in 2015.

**GRADUATE ASSISTANT  
STUDENT MANAGER  
KYLE DENNING**

Kyle Denning, is in his second season on the Iowa basketball staff as an assistant video coordinator and administrative assistant.

Denning was on last year’s staff, in which Iowa was nationally ranked the final 11 weeks of the season, including climbing as high as No. 3 on Jan. 25. The Hawkeyes won 22 games overall, tied for third place in the Big Ten Conference and won a game in the NCAA Tournament before falling to eventual national champion, Villanova in the second round.

Denning is a recent University of Iowa graduate and former Hawkeye basketball student-athlete (2011-15), playing on four postseason teams, including back-to-back NCAA Tournament teams in 2014 and 2015, and NIT runner-ups in 2013.

The native of Cedar Falls, Iowa, was a walk-on for the first three seasons before earning an athletic scholarship his senior season. Denning played in 35 games at point guard, shooting at a 50 percent clip during his career.

Denning ran the team’s scout team for four seasons and earned the team’s Appreciation Award in 2015.

Denning graduated in May, 2015 with a degree in leisure studies.

Denning is married to Margaret (Creeden) Denning.

**GRADUATE ASSISTANT  
STUDENT MANAGER  
THOMAS DEATSCH**

Thomas Deatsch, a graduate assistant student manager, is in his fifth season with the Hawkeyes.

The last four years while a student manager, the Hawkeyes have competed in three NCAA tournaments and one NIT, and finished in the upper division of the Big Ten each year. In 2016, Iowa was nationally ranked the final 11 weeks of the season, climbing as high as No. 3.

The native of Tiffin, Iowa, served as a student manager for three years before being promoted to head student manager during his senior year. He assisted with video breakdown as well as various day-to-day operational tasks.

Deatsch graduated from the University of Iowa in May, 2017, earning a double major in sport and recreation management and sport studies. He also earned a minor in business administration.



**ASSISTANT ATHLETIC TRAINER  
BRAD FLOY**

Brad Floy is in his sixth season as the University of Iowa men's basketball athletic trainer.

Since returning to his alma mater, Floy has been on staff of five Hawkeye teams that have qualified for postseason competition, including consecutive NCAA Tournaments in 2014, 2015, and 2016. Since 2013, Iowa is one of only three teams to have posted a Big Ten record .500 or better each of the last five seasons (Michigan State and Wisconsin). The Hawkeyes won at least one game in postseason tournaments four of the last five years, including NCAA Tournament wins over Davidson (2016) and Temple (2017), and reaching the NIT championship game in 2013. Prior to being named to this position, Floy served as Assistant Athletic Trainer and Lecturer in the Department of Kinesiology at Fresno State from 2008-12. He was responsible for the care and prevention




of injuries as they relate to the Bulldog men's basketball and tennis programs.

A native of Clear Lake, Iowa, Floy spent the previous six years as a graduate assistant with the Hawkeye men's basketball team while earning his Bachelor's of Science and Master's of Science. He recently earned his Ph. D. in exercise science from Iowa in 2012.

He specializes in lower extremity injuries, bio mechanics and motor control of walking.

During Floy's tenure, the Hawkeyes achieved excellence at the highest level as regular postseason contenders. In 2006, the Hawkeyes won the Big Ten Tournament championship and earned a number-three seed in the NCAA Tournament. As a No. 10 seed, Iowa also made the NCAA Tournament in 2005 after going to three straight postseason NIT tournaments from 2002-2004.

The 37-year-old Floy is married to Erin Floy, who works as a physical therapist.





Serving the needs of Iowa basketball and all the Hawkeye teams since 1975, the UI Sports Medicine team helps athletes and active people of all ages and skill levels from around the region heal from injuries and return to maximum performance. The UI Sports Medicine Clinic brings together experts and sports medicine specialists in orthopaedic surgery, primary care, physiatry, athletic training and rehabilitation. UI Sports Medicine provides the full spectrum of care for everyone from the active child and weekend warrior to the high level collegiate and professional athlete. UI Sports medicine opened in 2010 and is located near the University of Iowa Athletics Hall of Fame and the west athletics campus.

Backed by the Department of Orthopaedics and Rehabilitation, which is ranked among US News World Report magazine’s top orthopaedic departments in the United States, the UI Sports Medicine team is dedicated to improving the understanding, prevention, treatment, and rehabilitation of patients with sports- and activity-related injuries. Orthopaedic surgeon Brian Wolf, M.D., Director of UI Sports Medicine Center and of Student Health Athletic Services, notes the sports medicine team’s overall success depends on the following principles:

- Striving for the best possible overall long-term health and outcomes of all athletes and patients
- Expert examination, testing and diagnosis of injuries
- State of the art and research-based treatments including physical therapy, injection therapies and surgery
- Dedication to a safe, progressive and efficient recovery after injury

*Here is a closer look at the members of Hawkeye men’s basketball’s health care team:*

**MATT BOLLIER, MD, M.S.**



Dr. Bollier is the Congdon Professor in Orthopaedic Surgery, sports medicine fellowship director, and team physician at the University of Iowa.

He joined the University of Iowa Sports Medicine team in 2010 after completing a sports medicine fellowship at the University of Connecticut. In addition to caring for University of Iowa athletes, he performs knee and shoulder surgery on active patients of all ages.

Specific interests include rotator cuff repair, ACL reconstruction, meniscus repair, cartilage resurfacing, and knee cap issues.

He is actively involved in clinical and basic science research with numerous awards, publications, and honors.

Dr. Bollier graduated from Wheaton North High School in Wheaton, Illinois, before attending Loyola Stritch School of Medicine in Chicago. He completed orthopaedic surgery residency at Michigan State before traveling to the East Coast for sports medicine fellowship training.

Dr. Bollier and his wife Christy have four kids (Luke 13, Hailey 11, Addison 9, and Austin 6) who are very active in the Iowa City community and love cheering on the Hawkeyes.

**BRITT MARCUSSEN, M.D.**




Dr. Britt Marcussen completed his undergraduate and masters degrees in Anatomy and Cell Biology at the University of Iowa. He subsequently attended medical school at the University of Iowa Carver College of Medicine. He completed residency in Family Medicine at St. Francis-Mayo Family Medicine Residency in La Crosse Wisconsin, and completed a primary care sports medicine fellowship at the University of Iowa. He is currently an Associate Professor of Family Medicine.

His primary clinical interests are cardiac issues and female athlete triad in athletes. He currently participates as a team physician for the men’s basketball, men’s and women’s tennis, and men’s and women’s gymnastics teams, and the

Hawkeye Spirit and Cheer squads at the University of Iowa. Marcussen is also the head team physician at Clear Creek Amana High School.





**Back Row (l-r):** Manager Trevor Smith from Spirit Lake, Iowa; Manager Michael Baer from Bettendorf, Iowa; Manager Quinn Storm from Chariton, Iowa; Video Intern Charlie Doyle from Fort Dodge, Iowa. **Front Row (l-r):** Manager Jarrett Knepper from Cascade, Iowa; Manager Brendan O'Connor from Crystal Lake, Ill; Manager Lucas Pauley from Farragut, Iowa.



**Shelly Deutsch**  
Secretary



**Henry Archuleta**  
Assistant Director, Compliance



**Mike Moriarity**  
Director, Video Productions



**Jerry Palmer**  
Asst. Video Productions



**Peggy Jenn**  
Equipment Manager



**Troy Wulf**  
Academic Coordinator



**Bill Maxwell**  
Strength Training



**Carly Miller**  
Athletic Training





**\*\*11 -- Charlie Rose**

**Guard**

**6-4, 190, Senior**

**Elmhurst, Illinois**

**York Community HS**



**Hawk Items** -- Non-scholarship athlete... averaged 1.8 points in 14 total minutes of action on Iowa's four-game tour in Europe last August.

**2016-17** -- Saw action in seven contests... scored his only basket in win over Savannah State... credited with an assist in victory over Delaware State... letterwinner.

**2014-15** -- Played in eight games... scored his first collegiate points on his first shot attempt, a 3-pointer, in win over North Dakota State... credited with an assist in NCAA Tournament win over Davidson... letterwinner.

**High School** -- Two-time All-Area basketball selection playing for York Community High School... team captain and all-conference selection as a senior... averaged 10 points, six rebounds, three assists and one steal as a senior... averaged 7.5 points, four rebounds, 1.5 assists and 0.5 steals his junior campaign... helped lead his team to second place conference finishes... played AAU basketball with Illinois Old School (2011-14)... also competed in football, earning three letters as a quarterback... boasted a 3.9 grade point average... National Honor Society member... academic all-conference honoree.

**Personal** -- Born 1/6/96... marketing major... parents are Robert and Kathleen Rose... has two sisters, Caroline and Sarah... older sister Caroline played volleyball at Western Michigan University... younger sister Sarah is committed to play volleyball at Marquette University... father played basketball at Saint Xavier University (Chicago)... high school coach was Vince Doran... AAU coach was Pat Woods.

**ROSE'S FAVORITES**

**Movie:** *The Other Guys*

**TV Show:** *The Office*

**College Basketball Broadcaster/Analyst:** Dick Vitale

**Pro Team(s):** Chicago Blackhawks, Chicago Bulls, Chicago Bears

**Snack:** Granola bar

**Restaurant:** Gale Street Inn

**Band/Musician:** Outkast

**Hobbies:** Watching sports, hanging out with friends, eating and basketball

**Celebrity:** Will Ferrell

**CAREER STATISTICS**

YEAR	G/GS	FG-A	PCT	3-PT	PCT	FT-A	PCT	O-D=RB	AVG	PF-DI	AS	TO	BK	ST	PTS	AVG
Fresh.	8/0	1-1	1.000	1-1	1.000	0-0	.000	0-0=0	0.0	0-0	1	1	0	0	3	0.4
Junior	7/0	1-3	.333	0-1	.000	0-0	.000	0-1=1	0.2	3-0	1	1	0	0	2	0.3
<b>TOTALS</b>	<b>15/0</b>	<b>2-4</b>	<b>.500</b>	<b>1-2</b>	<b>.500</b>	<b>0-0</b>	<b>.000</b>	<b>0-1=1</b>	<b>0.1</b>	<b>3-0</b>	<b>2</b>	<b>2</b>	<b>0</b>	<b>0</b>	<b>5</b>	<b>0.3</b>



**\*\*\*25 - - Dom Uhl**  
**Forward**  
**6-9, 220, Senior**  
**Frankfurt, Germany**  
**Point Pleasant Beach HS (NJ)**



**Hawk Items** -- Enters his senior season with one career double-double and nine games scoring in double figures... averaged 10 points and seven rebounds in four games on the USA East Coast All-Star squad that competed in France the summer of 2015... averaged 4.5 points, 5.8 rebounds, 1.25 blocks, and one steal on Iowa's four-game tour in Europe last August.

**2016-17** -- Started seven of 32 games played... missed two games due to a thumb injury (Northwestern, Maryland)... averaged 3.5 points, 3.2 rebounds, and 1.2 assists... led team in blocked shots twice... netted at least two points in 25 games... made at least one 3-pointer in 10 games... matched a career high with 10 rebounds, while scoring eight points against Seton Hall... posted a season-high 10 points, blocked a personal-best five shots, and snagged eight rebounds in home win over Rutgers... credited with a career-best six assists to go along with six points and five boards in win over Ohio State... scored seven points and snagged a team-best seven rebounds in win over Delaware State... averaged 7.5 points and 4.5 rebounds in two games at the Emerald Coast Classic versus #6 Virginia and Memphis... registered eight points, five rebounds, and one steal in season opening win over Kennesaw State (Nov. 11)... letterwinner.

**2015-16** -- Played in 33 games, which includes one start... averaged six points, 3.6 rebounds overall... Iowa's leading scorer off the bench, averaging 5.6 points during conference play, shooting at a 50 percent clip from 3-point territory (15-of-30)... led team in rebounding four times... scored in double figures seven times... poured in a career-high 18 points and grabbed five rebounds in first career start against Coppin State... had six points, six rebounds, and posted a career high in assists (3) in win season opening over Gardner-Webb... scored in double figures for the second straight game, netting 10 points (4-4 FG, 2-2 3-pt FG) in win at Marquette... registered six points and five rebounds in overtime win over Florida State... posted first career double-double, pulling down a personal-best 10 rebounds and scoring 14 points in victory over UMKC... tallied 15 points and blocked a game and career-high three shots in win over Western Illinois... grabbed six rebounds and scored two points off the bench at #2 Iowa State... had seven points and grabbed a game-best eight rebounds while playing a career-high 28 minutes in victory over Drake... led team in rebounding, snagging seven rebounds, while also scoring four points in win over Tennessee Tech... scored seven points and recorded three rebounds in 21 minutes of action off the bench in win over #1 Michigan State... recorded six critical points, shooting 2-of-3 from behind the arc in road victory over #14 Purdue... led the team with eight rebounds, while tallying 10 points in win over Nebraska... netted 10 points and grabbed five rebounds off the bench in victory at #4 Michigan State... scored 10 points on 4-of-6 shooting, including 2-of-2 from 3-point range in win over Michigan... went 2-of-3 from beyond the arc, tallying eight points while grabbing five boards in home win over #22 Purdue... had nine points

and two boards at #7 Maryland... converted a career-best six free throws on a career-high 10 attempts against Northwestern; tallied eight points, two assists, one rebound, and a steal... tallied eight points and grabbed six boards in home win over Penn State... netted four points, grabbed four rebounds, and blocked one shot in loss at Penn State... snagged six rebounds and scored six points in loss at Ohio State... scored three points and recorded four rebounds and two steals in Big Ten Tournament loss to Illinois... collected seven points against Temple in the NCAA Tournament... letterwinner.

**2014-15 Honors** -- Earned the team's Newcomer of the Year award. **2014-15** -- Played in 33 games averaging 2.1 points and 1.8 rebounds per contest... netted five points in each of Iowa's two victories at Minnesota and versus #25 Ohio State... scored eight points, six via the 3-point shot, in opening win over Hampton... blocked one shot in win over Northern Illinois... tallied four points, grabbed five rebounds and dished out two assists in a season-high 22 minutes played vs. Longwood... collected a season-high two steals in win over UMBC... posted personal bests in scoring (11) and rebounding (six) in win over Alcorn State... contributed five points, including sinking a 3-point basket during a crucial stretch in the second half, in victory at Minnesota... netted five points in the first half in home win over #25 Ohio State... had two points and three rebounds in home game vs. Minnesota... tallied nine points and equaled a personal best with six rebounds in win over Rutgers... contributed two points, one rebound, one assist and one steal in home win over Northwestern... letterwinner.

**High School** -- First-team All-Group 1 and first-team All-Ocean by the *Newark (N.J.) Star-Ledger*... helped lead the school to 28 and 29 wins in consecutive seasons... averaged 10 points and 10 rebounds as a junior.

**Personal** -- Born 10/18/94 in Frankfurt, Germany... mother is Natascha Uhl... enterprise leadership major... high school coach was Nick Catania... played on the Jersey Shore Warriors AAU team... AAU coach was Tony Sagond.

**UHL'S FAVORITES**

**Movie:** *Remember the Titans*

**Snack:** Fruit snacks

**Band/Musician(s):** Migos

**Technological Gadget:** iPhone

**Board Game:** Monopoly

**Celebrity Crush:** Alicia Keys

**CAREER BESTS**

**Points:** 18 vs. Coppin State, 11/15/15  
**Rebounds:** 10, 2x, last vs. Seton Hall, 11/17/16  
**FGM:** 7 vs. Coppin State, 11/15/15  
**FGA:** 10, 2x, last vs. UMKC, 12/5/15  
**3-pt FG:** 3 vs. Coppin State, 11/15/15  
**3-pt FGA:** 5, 2x, last vs. Coppin State, 11/15/15  
**FTM:** 6, 2x, last vs. Kennesaw State, 11/11/16  
**FTA:** 10, 2x, last vs. Kennesaw State, 11/11/16  
**Assists:** 6 vs. Ohio State, 1/28/17  
**Steals:** 3 at Marquette, 11/19/15  
**Blocks:** 5 vs. Rutgers, 1/28/17  
**Minutes:** 28 vs. Drake, 12/19/15

**CAREER STATISTICS**

YEAR	G/GS	FG-A	PCT	3-PT	PCT	FT-A	PCT	O-D=RB	AVG	PF-DI	AS	TO	BK	ST	PTS	AVG
Fresh.	33/0	26-72	.361	5-27	.185	11-21	.524	22-39=61	1.8	25-0	14	23	7	8	68	2.1
Soph.	33/1	69-166	.416	27-60	.450	34-58	.586	38-81=119	3.6	40-0	27	25	12	16	199	6.0
Junior	32/7	34-97	.351	10-42	.238	35-52	.673	30-72=102	3.2	31-0	38	31	9	5	113	3.5
<b>TOTALS</b>	<b>98/8</b>	<b>129-335</b>	<b>.385</b>	<b>42-129</b>	<b>.326</b>	<b>80-131</b>	<b>.611</b>	<b>90-192=282</b>	<b>2.9</b>	<b>96-0</b>	<b>79</b>	<b>79</b>	<b>28</b>	<b>29</b>	<b>380</b>	<b>3.9</b>



\*\*51 - - Nicholas Baer

Forward

6-7, 210, Redshirt Junior

Bettendorf, Iowa

Bettendorf HS



Hawk Items -- Non-scholarship athlete his first two years, academically, before earning a scholarship following his redshirt freshman season (spring of 2016)... reached double figures 15 times and has three double-doubles entering his junior season... averaged 8.5 points, 8.3 rebounds, and two steals in four games representing Iowa on the 2016 USA East Coast All-Stars team... two-time Academic All-Big Ten honoree... averaged 7.3 points, four rebounds, and a team-best 1.75 steals on Iowa's four-game tour in Europe last August.

2016-17 Honors -- Academic All-Big Ten honoree... Big Ten Sixth Man of the Year... named the Iowa Athletic Department's Male Big Ten Sportsmanship Award honoree... earned the team's Best Defensive Player, Best Rebounder, and Academic Excellence awards. 2016-17 -- Saw action in all 34 games, starting 10... only Division I player in 2017, and only Big Ten player over the last 25 seasons to amass 250 points, 45 steals, 45 3-pointers, and 40+ blocked shots in a season... one of only four Hawkeyes in school history to lead team in both blocks (48) and steals (43) in the same season... posted three double-doubles (Northern Iowa; Penn State; TCU)... his 43 blocks rank third in Iowa sophomore single-season history, his 48 steals and 46 3-pointers both rank fifth best in Iowa sophomore single-season annals... his 197 rebounds tie for ninth in Iowa sophomore single-season history... posted single-season bests in every statistical category: scoring (255), rebounding (197), steals (48), blocks (43), assists (59), and 3-pointers (46)... tied for fifth in the Big Ten in steals (1.4), 10th in blocked shots (1.3), and 18th in rebounding (5.8)... led team in blocks a team-best 15 times, and steals and rebounding a team-best 13 times... poured in a career-best 20 points and grabbed 10 rebounds in over Penn State... registered double figures in five of the last seven games... made at least one 3-pointer in 24-of-34 contests... tied a career best with four 3-pointers in three of Iowa's last five games... matched a personal best with six blocks to go along with a team-best 11 rebounds at Nebraska... grabbed 12 rebounds at Notre Dame; the 12 boards are the most by a Hawkeye in a game in 2016-17... recorded a career-best six assists in win over Savannah State... letterwinner.

2015-16 Honors -- Academic All-Big Ten honoree... earned the team's Newcomer of the Year Award... named Big Ten Freshman of the Week (Dec. 21). 2015-16 -- Competed in all 33 games... averaged 4.8 points, 2.6 rebounds... scored in double figures five times; led or shared team lead in blocked shots five times... ranked second on the team in blocked shots (19)... one of eight freshmen nationally from Power Five Conferences to score 13+ points, grab 7+ rebounds, and block 6+ shots in a single game (vs. Drake)... connected on 26 3-pointers (26-of-66, .394) and averaged 14.5 minutes per game off the bench... made both 3-point field goal attempts, and had a rebound, assist, and one steal in season opening win over Gardner-Webb... blocked two shots vs. #17 Notre Dame... tallied eight points on 3-of-4 shooting from the field, including 2-of-3 from 3-point range, in win over #20 Wichita State... netted 14 points, bolstered by making a personal-best four 3-pointers, while also grabbing five rebounds in victory over UMKC... named Big Ten Freshman of the Week (Dec. 21) after scoring 13 points (5-10 FG, 3-5 3-pt FG), grabbing a personal-best seven rebounds, and blocking a Wells Fargo Arena record six shots in win over Drake... his six blocks against Drake were the most by a Hawkeye freshman in four years (Melsahn Basabe in 2011)...

netted a personal-best 19 points on 8-of-10 shooting from the field, including 3-of-4 from 3-point range, while also pulling down five rebounds and collecting two steals in win over Tennessee Tech... scored 11 points on 4-of-7 shooting from the field, including 1-of-3 from beyond the arc, while also blocking two shots in win over #1 Michigan State... scored seven points while grabbing four rebounds and rejecting two shots in road win over #14 Purdue... tallied seven points in win over Northwestern... netted eight points and posted one rebound, an assist, and a steal in home win over Penn State... tallied two points, while grabbing two rebounds and blocking one shot against Wisconsin... went 2-of-3 from behind the arc, scoring six points in home loss to #11 Indiana... cleared five rebounds (four offensive), collected two steals, and scored all eight of his points in the final four minutes against Illinois at the Big Ten Tournament... had two points and grabbed two boards in NCAA Tournament overtime win over Temple... netted 15 points, controlled four rebounds, and collected two steals in NCAA Tournament game against Villanova... letterwinner.

2014-15 -- Redshirted.

High School -- Conference Player of the Year, team MVP, first team all-state and all-conference, and tabbed Quad City Metro co-Player of the Year as a senior basketball captain at Bettendorf High School... second team all-conference selection as a junior... helped lead his team to back-to-back conference championships, and second and third place finishes at state in 2013 and 2014, respectively... averaged 15.2 points, 9.1 rebounds, 2.2 blocks, 1.5 steals and 1.5 assists as a senior... averaged 8.8 points, 7.0 rebounds, 2.1 blocks, 1.5 assists and 1.3 steals... AP Scholar Award in 2014 and all-academic first team honoree in 2013-14... honor roll student... member of the National Honor Society... student body president as a senior... competed for one year on the Quad-City Elite AAU squad.

Personal -- Born 3/26/96 in Iowa City... parents are John and Joy Baer... mother, Joy, is a University of Iowa graduate... has three sisters and a brother... cousin, Molly Kelly, is a junior on the Iowa volleyball team... communication studies major... high school coach was Curtis Clark... AAU coach was Logan Wynn.

BAER'S FAVORITES

Movie: Good Will Hunting

TV Show: The Office

Snack: Trail Mix

College Basketball Broadcaster/Analyst: Bill Raftery

Website: Google.com

Restaurant: Hamburg Inn

Band/Musician(s): Lady Antebellum, The Fray, Drake

Pro Team(s): Golden State Warriors & Cleveland Browns

Technological Gadget: iPhone

Celebrity: Morgan Freeman

CAREER BESTS

- Points: 20 vs. Penn State, 3/5/17
Rebounds: 12 at Notre Dame, 11/29/16
FGM: 8 vs. Tennessee Tech, 12/22/15
FGA: 13 vs. Villanova, 3/20/16
3-pt FG: 4, 3x, last vs. TCU, 3/19/17
3-pt FGA: 7, 2x, last vs. Illinois, 2/18/17
FTM: 6 vs. Iowa State, 12/8/16
FTA: 7 vs. Iowa State, 12/8/16
Assists: 6 vs. Savannah State, 11/13/16
Steals: 4 at Rutgers, 1/31/17
Blocks: 6, 2x, last at Nebraska, 1/5/17
Minutes: 35 vs. Indiana, 2/21/17

CAREER STATISTICS

Table with 17 columns: YEAR, G/GS, FG-A, PCT, 3-PT, PCT, FT-A, PCT, O-D=RB, AVG, PF-DI, AS, TO, BK, ST, PTS, AVG. Rows include Fresh, Soph, and TOTALS.

**\*\*24 - - Brady Ellingson**  
Guard  
6-4, 196, Redshirt Junior  
Menomonee Falls, Wisconsin  
Hamilton HS



**Hawk Items** -- Enters his junior season with seven games in double-figure scoring, including two contests reaching the 20-point threshold... averaged 5.3 points, 2.8 rebounds, and 1.25 steals on Iowa's four-game tour in Europe last August.

**2016-17** -- Played in all 34 games... posted single-season bests in scoring (148), assists (37), rebounds (39), free throws (18), and steals (11)... made all 18 free throw attempts... his 3-point percentage (.471, 32-of-68) ranks second best as a sophomore in single season history at Iowa... netted double figures five times after reaching double digits just once a year ago... made at least one triple 17 times, including making six straight treys between Dec. 8-Dec. 28... dished out a career-best five assists in back-to-back games (at Rutgers and vs. Nebraska)... posted career bests in rebounds (4) and 3-pointers (5) in win over Ohio State... scored eight points, making both 3-point attempts and both free throw attempts in win over Delaware State... netted 21 of his career-high 23 points in the first half against Savannah State; was 7-of-9 from the field, including 4-of-6 from 3-point range, and 5-of-5 from the foul line... letterwinner.

**2015-16** -- Saw action in 27 games... scored 75 points... registered eight points in home win over Purdue... made at least one 3-pointer in nine games, including a career-best three against Dayton -- a career-best... played double-digit minutes in 13 games... poured in a game and personal-high 20 points (7-8 FG, 1-2 3-pt FG, 5-6 FT) in 17 minutes of action in win over Coppin State... had three points, two rebounds, one assist, and one steal in victory at Marquette... tallied nine points on 3-of-5 shooting from 3-point territory against Dayton... finished with five points, making both field goal attempts, in win over #20 Wichita State... netted seven points in back-to-back victories over UMKC and Western Illinois... scored eight points on 3-of-5 shooting from the field while recording one rebound, an assist, and a steal in home win over #22 Purdue... saw limited action in NCAA Tournament game against Villanova... letterwinner.

**2014-15** -- Competed in seven nonconference games... missed a majority of the season due to a foot injury... made 4-of-6 from 3-point range (.667)... saw first game action, scoring one point and collecting a steal, in win over Northern Illinois... went 2-of-3 from 3-point territory, scoring six points and dishing out two assists in seven minutes of action in win over Longwood... made only 3-point attempt, playing a season-high eight minutes, in win over UMBC... went 1-of-2 from 3-point territory against #13 Iowa State.

**High School** -- Finished his prep career as Hamilton High School's all-time leading scorer with 1,763 points... back-to-back Greater Metro Conference Player of the Year (2013 and 2014)... two-time all-state and three-time Greater Metro Conference first team honoree... two-time team MVP and three-time team captain... first team WBCA All-State, second team Associated Press All-State, and first team All-Waukesha County and first team All-Lake County honoree as a senior... selected to play in the 2014 WBCA All-Star Game... averaged 24.8 points per game, 4.3 rebounds and 2.65 assists his senior season... shot free throws at a 92 percent clip his season year... scored 39 points, including a buzzer-beating 3-pointer to upset second-seeded Kettle Moraine in the 2014 regional final... averaged 21.3 points per game and 3.5 rebounds en route to being named first team all-state, all-area, all-suburban, and team co-MVP as a junior... shot a school single-season record 48 percent (86-of-179) from 3-point territory while leading his team to a 21-3 record in 2013 and its first conference title since 1979... his 570 points during the 2013-14 campaign rank first in school history, his 511 points as a junior rank third, and his 437 points as a sophomore rank fifth... played AAU basketball for Ray Allen Select... four-time academic honor roll honoree.

**Personal** -- Born 3/6/96 in Menomonee Falls, Wisconsin... parents are Brian and Connie Ellingson... has a younger brother named Tyler... enterprise leadership major... high school coach was Andy Cerroni... AAU coach was Tom LaChance.

**ELLINGSON'S FAVORITES**

- Movie:** *Shooter*
- TV Show:** *The Office*
- Snack:** Peanut and butter jelly sandwich
- College Basketball Broadcaster/Analyst:** Bill Raftery
- Website:** YouTube.com
- Restaurant:** Chipotle
- Band/Musician(s):** Drake
- Pro Team:** Green Bay Packers
- Technological Gadget:** iPhone
- Celebrity:** Drake

**CAREER BESTS**

- Points:** 23 vs. Savannah State, 11/13/16
- Rebounds:** 4, 2x, last at Minnesota, 2/8/17
- FGM:** 7, 2x, last vs. Savannah State, 11/13/16
- FGA:** 9 vs. Ohio State, 1/28/17
- 3-pt FG:** 5 vs. Ohio State, 1/28/17
- 3-pt FGA:** 7 vs. Ohio State, 1/28/17
- FTM:** 5, 2x, last vs. Savannah State, 11/13/16
- FTA:** 6 vs. Coppin State, 11/15/15
- Assists:** 5, 2x, last vs. Nebraska, 2/5/17
- Steals:** 2 at Minnesota, 2/8/17
- Blocks:** - - -
- Minutes:** 26 at Minnesota, 2/8/17

**CAREER STATISTICS**

YEAR	G/GS	FG-A	PCT	3-PT	PCT	FT-A	PCT	O-D=RB	AVG	PF-DI	AS	TO	BK	ST	PTS	AVG
Fresh.	7/0	4-8	.500	4-6	.667	1-2	.500	0-0=0	0.0	1-0	4	1	0	1	13	1.9
RS-Fresh.	27/0	28-61	.459	12-44	.273	7-10	.700	2-16=18	0.7	21-0	12	11	0	5	75	2.8
Soph.	34/0	49-111	.441	32-68	.471	18-18	1.000	7-32=39	1.1	28-0	37	14	0	11	148	4.4
<b>TOTALS</b>	<b>68/0</b>	<b>81-180</b>	<b>.453</b>	<b>48-118</b>	<b>.407</b>	<b>26-30</b>	<b>.867</b>	<b>9-48=57</b>	<b>0.8</b>	<b>49-0</b>	<b>53</b>	<b>26</b>	<b>0</b>	<b>17</b>	<b>236</b>	<b>3.5</b>





**\*\*0 - Ahmad Wagner**

**Forward**

**6-7, 235, Junior**

**Yellow Springs, Ohio**

**Wayne HS**



**2016-17 Honors** -- Earned the team's Most Improved Player Award and the inaugural Kenny Arnold Hawkeye Spirit Award. **2016-17** -- Started 18-of-34 games played...netted a career-best 12 points four times (Kennesaw State, Delaware State, Maryland, and at Illinois)...

led team in steals six times and blocks five times... ranked third on the team in blocks (14), fourth in steals (27) and FT attempts (82), and fifth in assists (46)... shot 51.2 percent (63-of-123) from the field... posted career bests in scoring (12), assists (4), and blocked shots (4) in season opening win over Kennesaw State... started the first career game against Stetson, recording eight points, six rebounds and two blocks... dished out a career-best five assists at Northwestern... credited with two steals eight times... snagged a team-best nine rebounds in victory over Savannah State... made all five field goal attempts -- equaling a career high with 12 points -- and snagged four boards in triumph over Delaware State... his seven rebounds versus South Dakota (March 15) are the most in a game by the sophomore since grabbing eight versus Omaha on Dec. 3... letterwinner.

**2015-16** -- Saw action in 32-of-33 games... scored 83 points and grabbed 84 rebounds... made 68 percent of his field goal attempts (32-of-47), including nine of his last 11 attempts (.818) over the last five games of the season...ranked third on the team in blocked shots (13)... played double-digit minutes 19 times, including 11 Big Ten games... hauled in five or more rebounds in six games, including a season-best nine against Indiana... pulled down a team-best eight rebounds, and had six points and two blocks in only nine minutes of action in season opening win over Gardner-Webb... registered six points, four rebounds, two steals, and one assist in win over Coppin State... scored nine points to go along with five rebounds, and three assists in victory over UMKC... grabbed six rebounds and tallied three points in win over Tennessee Tech... rejected two shots and pulled down one rebound in victory over #1 Michigan State... tallied two steals and one block in four minutes of action against #4 Michigan State... scored five points and grabbed three boards in win over Michigan... went 3-of-3 from the floor, scoring six points, while blocking one shot in win at Rutgers... grabbed two boards and rejected one shot in home win over #22 Purdue... tallied six points and grabbed four boards, while leading the team with a career-best three steals in win over Northwestern... scored eight points, bolstered by 4-of-5 shooting from the charity stripe, and grabbed five boards and rejected one shot in home win over Penn State... netted two points and hauled in seven rebounds against Minnesota... grabbed three boards and blocked one shot in loss at Penn State... tallied two points and hauled in three rebounds in loss at Ohio State... went 5-of-6 from the

floor, recording a career high in points (11) and rebounds (9) in home loss to #11 Indiana... netted two points and grabbed two rebounds in 11 minutes of action at Michigan... hauled in four rebounds and scored two points against Temple... letterwinner.

**High School** -- Led Wayne High School to the Ohio Division I state championship as a senior... averaged 15 points and 11 rebounds while earning all-state, and first-team all-conference and all-division distinction as a senior... as a junior, averaged 15 points, 11 rebounds and four blocks, earning conference Player of the Year and honorable mention all-state laurels, as well as being recognized on the first team all-conference and all-division teams... named team's co-Most Valuable Player in 2014... four-time team captain... excelled in the classroom by maintaining a GPA above 3.5... also played on the All-Ohio Red AAU squad.. played overseas in Italy his sophomore year... also played wide receiver for one season as a senior, helping lead Wayne High School's football team to the state title game... earned first-team all-conference, all-state, and all-division accolades while hauling in 58 receptions for 1,028 yards and scoring 17 touchdowns as a receiver his senior season... ran anchor leg of 4x100 relay that placed fourth at the 2015 Ohio state track meet.

**Personal** -- Born 12/21/96... communication studies major... parents are Lee and Teresa Bondurant Wagner... three siblings, brothers AJ and Aamil, and sister Amari... High School coach was Travis Trice, father of former MSU basketball player Travis Trice (2011-14)... AAU coaches were Logan Brogden and Marcus Gill.

**WAGNER'S FAVORITES**

**Movie:** *Coming to America*

**TV Show:** *The Fresh Prince of Bel-Air*

**Basketball Broadcaster/Analyst:** Shaq

**Pro Team(s):** LA Lakers

**Snack:** Candy

**Restaurant:** Chipotle

**Fun Fact:** "I've never lost in 2k"

**Band/Musician:** The Temptations

**Technological Device:** iPhone

**Celebrity:** Jennifer Lopez

**CAREER BESTS**

- Points:** 12, 4x, last at Illinois, 1/25/17
- Rebounds:** 9, 2x, last vs. Savannah State, 11/13/16
- FGM:** 5, 2x, last vs. Delaware State, 12/22/16
- FGA:** 8, 2x, last vs. Nebraska, 2/5/17
- 3-pt FG:** - - -
- 3-pt FGA:** 1 at Maryland, 1/28/16
- FTM:** 6 vs. Maryland, 1/19/17
- FTA:** 8 vs. Maryland, 1/19/17
- Assists:** 5 at Northwestern, 1/15/17
- Steals:** 3 vs. Northwestern, 1/31/16
- Blocks:** 4 vs. Kennesaw State, 11/11/16
- Minutes:** 26 vs. Northern Iowa, 12/17/16

**CAREER STATISTICS**

YEAR	G/GS	FG-A	PCT	3-PT	PCT	FT-A	PCT	O-D=RB	AVG	PF-DI	AS	TO	BK	ST	PTS	AVG
Fresh.	32/0	32-47	.681	0-1	.000	19-37	.514	32-52=84	2.6	49-2	6	11	13	9	83	2.6
Soph.	34/18	63-123	.512	0-2	.000	38-82	.463	63-53=116	3.4	71-0	46	30	14	27	164	4.8
<b>TOTALS</b>	<b>66/18</b>	<b>95-170</b>	<b>.559</b>	<b>0-3</b>	<b>.000</b>	<b>57-119</b>	<b>.479</b>	<b>95-105=200</b>	<b>3.0</b>	<b>120-2</b>	<b>52</b>	<b>41</b>	<b>27</b>	<b>36</b>	<b>247</b>	<b>3.7</b>

**\*\*10 - - Christian Williams**

**Guard**  
**6-5, 200, Junior**  
**Decatur, Illinois**  
**St. Teresa HS**



**Hawk Item** -- Averaged six points, 4.8 rebounds, 2.75 assists, and one steal on Iowa's four-game tour in Europe last August.

**2016-17** -- Started six of 34 games at point guard... averaged 2.4 points, 1.6 rebounds, 1.6 assists, 0.8 steals... scored a career-best 10 points on 5-of-6 shooting from the field in Iowa's overtime win over Indiana (Feb. 21)... posted single season bests in points (80), rebounding (53), assists (53), and steals (26)... his 53 assists and 26 steals both rank fourth best on the team... led team in steals eight times and assists three times... credited with four or more assists four times... dished out a career-best six assists and had no turnovers in Iowa's win over Penn State in the regular season finale... collected three steals in a span of 31 seconds at Michigan State... netted four points in a 28-second span in the first half win home win over #17/19 Purdue... equaled a personal best with three steals in home win over Rutgers... contributed nine points and three steals in triumph over Delaware State... grabbed a season-best six rebounds while also scoring six points in Iowa's win over Stetson... led team in assists (5) and steals (2) in season opening win over Kennesaw State... letterwinner.

**2015-16** -- Competed in 20 games... averaged 3.2 points and 1.4 rebounds over the final six games of the season... had three points in three minutes of action in season opening win over Gardner-Webb... tallied five points and two assists in victory over Coppin State... made both free throw attempts and collected a steal in win over Tennessee Tech... recorded one steal and one assist in four minutes of action in win at #4 Michigan State... collected two rebounds in home win over Northwestern... shot 2-of-2 from the floor in home win over Penn State, scoring four points and grabbing one rebound... recorded season bests in points (8), rebounds (3), and steals (2) in home loss to #11 Indiana... tallied three points in seven minutes of action at Michigan... grabbed two rebounds and recorded one assist in five minutes of action against Illinois at the Big Ten Tournament... made only shot attempt and grabbed one rebound in NCAA Tournament overtime win over Temple... drained a 3-pointer and snagged a rebound in NCAA Tournament game against Villanova... letterwinner.

**High School** -- Prepped at St. Teresa High School in Illinois where he became the school's all-time leading scorer and ranks in the top-20 in scoring in Macon County with 1,587 points... a two-time all-state and three-time first-team all-league selection... posted 20 career double-doubles and helped the Bulldogs win 20 games all four years on varsity... tabbed first-team all-state by the Associated Press and Illinois Basketball Coaches Association (IBCA) after averaging 18.7 points, 8.6 rebounds, 3.3 steals, and three assists as a senior... recognized as the Macon County Player of the Year by the Herald & Review and WCIA, and was an all-conference honoree... helped lead St. Teresa (27-5) to an undefeated conference record and unprecedented success in postseason play... the Bulldogs captured regional, sectional, and super sectional championships, and finished runner-up at the state tournament... averaged 18.9 points, 8.4 rebounds, 3.4 assists, and 2.8 steals while earning all-state accolades by the Associated Press and IBCA as a junior... Williams and the Bulldogs captured their second straight conference championship, while posting a 25-4 overall record in 2014... netted a personal-best 41 points during his junior season against Monticello on Jan. 22, 2014... averaged 15.1 points, 3.9 rebounds, 1.7 assists, and 1.5 blocks on St. Teresa's 22-6 conference champion team in 2013... averaged 9.1 points and 5.5 rebounds his freshman season on a 20-9 squad... played in the Illinois-Missouri All-Star Classic and the IBCA All-Star Game... also competed for the Peoria Irish on the AAU circuit.

**Personal** -- Born 8/13/96... sport studies major... mother is Marla Williams... two siblings, Ciara Willies and Darius Warren High School coach was Tom Noonan... AAU Coach was Gavin Sullivan.

**WILLIAMS' FAVORITES**

- TV Show:** *Pretty Little Liars*
- College Basketball Broadcaster/Analyst:** Stephen A. Smith
- Pro Team(s):** OKC Thunder and LA Lakers
- Hobbies:** Going to movies and hanging out
- Technological Device:** iPhone
- Snack:** Cookies
- Celebrity:** Lauren London
- If Not Basketball:** "I am a great QB, so probably the NFL"

**CAREER BESTS**

- Points:** 10 vs. Indiana, 2/21/17
- Rebounds:** 6 vs. Stetson, 12/5/16
- FGM:** 5 vs. Indiana, 2/21/17
- FGA:** 7 at Illinois, 1/25/17
- 3-pt FG:** 2 vs. Seton Hall, 11/17/16
- 3-pt FGA:** 2 vs. Seton Hall, 11/17/16
- FTM:** 4 vs. Indiana, 3/1/16
- FTA:** 5, 2x, last vs. Illinois, 1/25/17
- Assists:** 6 vs. Penn State, 3/5/17
- Steals:** 3, 3x, last at Michigan State, 2/11/17
- Blocks:** 1 vs. Kennesaw State, 11/11/17
- Minutes:** 24, 2x, last vs. Delaware State, 12/22/16

**CAREER STATISTICS**

YEAR	G/GS	FG-A	PCT	3-PT	PCT	FT-A	PCT	O-D=RB	AVG	PF-DI	AS	TO	BK	ST	PTS	AVG
Fresh.	20/0	9-28	.321	2-6	.333	7-9	.778	9-8=17	0.9	6-0	6	6	0	4	27	1.4
Soph.	34/6	32-92	.348	2-13	.154	14-27	.519	10-43=53	1.6	29-0	53	30	1	26	80	2.4
<b>TOTALS</b>	<b>54/6</b>	<b>41-120</b>	<b>.342</b>	<b>4-19</b>	<b>.211</b>	<b>21-36</b>	<b>.583</b>	<b>19-51=70</b>	<b>1.3</b>	<b>35-0</b>	<b>59</b>	<b>36</b>	<b>1</b>	<b>30</b>	<b>107</b>	<b>2.0</b>



**\*3 - - Jordan Bohannon**

**Guard**  
**6-0, 180, Sophomore**  
**Marion, Iowa**  
**Linn-Mar HS**



**Hawk Items** -- Enters his sophomore season having scored in double figures 17 times, including reaching 20 points five times... recorded three double-doubles in points and assists... averaged six points, 3.3 assists, two rebounds, and 1.3 steals in three games played during Iowa's European Tour last August.

**2016-17 Honors** -- All-Big Ten Freshman Team honoree... earned the team's Top Playmaker and co-Newcomer of the Year awards... Big Ten Freshman of the Week (Feb. 6 and March 5). **2016-17** -- Competed in all 34 games, starting the last 28 at point guard... one of only two freshmen nationally the last 25 years to register 175+ assists and 85+ 3-pointers... notched double-doubles in last three games of the season (Indiana; South Dakota; TCU)... first Hawkeye in history to post three consecutive double-doubles in points and assists... posted career bests in points (25) and assists (13) in NIT Second Round versus TCU... the 13 assists against the Horned Frogs tied for the fourth most in a single game in Iowa history... Iowa's freshman single-season 3-pt field goals record holder (89), shattering Matt Gatens' 52 set in 2009... his 175 assists are most by a Hawkeye freshman in a single-season, besting Jeff Horner's 140 in 2003... ranked first on the team in assists (175) and 3-pointers (89), and third in scoring (10.9) and steals (29)... made eight 3-pointers on 8-of-10 shooting from 3-point range in win at #24 Maryland (Feb. 25); the eight triples are the most by a freshman in a single game in Iowa history and one shy of the school record... tied Iowa Big Ten Tournament records in assists (10) and 3-pointers made (6) versus Indiana... his 372 points and 41.6 percentage from 3-point range rank sixth and second best, respectively, in Iowa freshman single-season annals... shot 29-of-52 (.558) from 3-point territory over a span of the last six games... scored a then-personal best in scoring (23), 3-pointers (7), and assists (7) in first career start at Notre Dame... went 7-of-15 from long distance at Notre Dame; the 15 attempts ties for second most in a game in Iowa history... led team in assists a team-best 23 times... netted double digits 17 times, including reaching 20 points five times... shot 85.5 percent (47-of-55) from the free throw line... letterwinner.

**High School** -- 2016 Iowa Mr. Basketball and Iowa Gatorade Player of the Year playing for Linn-Mar High School... garnered first-team all-state and first-team all-league after averaging 25.8 points and 5.2 rebounds as a senior... shot at a 92 percent clip from the free throw line and 43 percent from 3-point range as a senior... led all of Iowa Class 4A with 593 points his senior season... holds Linn-Mar school record for career 3-pointers made, and career and single-season free throw percentage... led Linn-Mar to the Iowa Class 4A sub-state final... third all-time leading scorer at Linn-Mar and Metro... three-time team captain... led team in team in scoring (17.7), assists (4.5), rebounds (4.5), and tied for steals while being named first team All-Metro and All-Conference, second team All-State, Metro Player of the Year as a junior... four-year starter on the basketball team and competed four years on varsity golf team... four-time basketball team captain... averaged 16 points and six rebounds on the 2015 AAU National, State, and Elite 28 Premier League Champion Martin Brother's squad... Academic All-Conference as a senior on the golf team.

**Personal** -- Born 6/19/97... pre-business major... parents are Gordy and Brenda Bohannon... has three older brothers, Jason, Zach, and Matt... Jason played basketball at Wisconsin; Zach played basketball at Air Force and Wisconsin; Matt played basketball at UNI... father was a quarterback at Iowa under coach Hayden Fry... high school coach was Chris Robertson... AAU coach was Hank Huddleson... AAU teammates with Iowa classmates Ryan Kriener and Cordell Pemsil.

**BOHANNON'S FAVORITES**

- Movie:** *American Sniper*
- TV Show:** *Prison Break*
- Pro Team(s):** Golden State Warriors
- Snack:** Goldfish
- Restaurant:** Granite City
- Website:** ESPN.com
- Hobbies:** Golf and playing video games
- Celebrity:** Will Ferrell
- Technological Gadget:** PS4

**CAREER BESTS**

- Points:** 25 vs. TCU, 3/19/17
- Rebounds:** 5, 3x, last vs. Nebraska, 2/5/17
- FGM:** 8, 2x, last vs. TCU, 3/19/17
- FGA:** 18 at Notre Dame, 11/29/16
- 3-pt FG:** 8 at Maryland, 2/25/17
- 3-pt FGA:** 15 at Notre Dame, 11/29/16
- FTM:** 6, 2x, last vs. Indiana, 2/21/17
- FTA:** 8 vs. North Dakota, 12/20/16
- Assists:** 13 vs. TCU, 3/19/17
- Steals:** 4, 2x, last vs. Indiana, 2/21/17
- Blocks:** 1, 2x, last at Minnesota, 2/8/17
- Minutes:** 45 at Minnesota, 2/8/17

**CAREER STATISTICS**

YEAR	G/GS	FG-A	PCT	3-PT	PCT	FT-A	PCT	O-D=RB	AVG	PF-DI	AS	TO	BK	ST	PTS	AVG
Fresh.	34/28	118-304	.388	89-214	.416	47-55	.855	9-67=76	2.2	55-0	175	76	2	29	372	10.9

**\*5 -- Tyler Cook**

**Forward**  
**6-9, 255, Sophomore**  
**St. Louis, Missouri**  
**Chaminade Prep**



**Hawk Items** -- Enters his sophomore season having scored in double figures 19 times, including netting 20 points or more twice... enters his sophomore year with an 18-straight field goals made streak... two double-doubles to his credit... averaged 12.3 points and 5.5 rebounds on Iowa's four-game tour in Europe last August.

**2016-17 Honors** -- All-Freshman Team honoree... earned the team's co-Newcomer of the Year Award. **2016-17** -- Started 26 of 27 games played... ranked second on the team in scoring (12.3 ppg) and third in rebounding (5.3)... missed seven games after fracturing right index finger in practice at the Emerald Coast Classic (Nov. 24)... netted double figures 19 times, including 10 of the last 13 games... his 55.4 field goal percentage ranks fifth best by an Iowa freshman in school single-season history... registered two double-doubles (#24 Maryland, Penn State)... led Iowa in rebounding 10 times, including four of the last six games... made 36-of-51 (.706) from the field over the last six games of the season, including making his final 18 shot attempts dating back to the second half of the Indiana game at the Big Ten Tournament on March 9... averaged 13.9 points and a team-best 7.6 rebounds over the span of Iowa's last seven games... scored 21 points in win at #24 Maryland -- reaching 20+ for the second time this season (24 vs. Seton Hall)... tied a personal best with eight free throws made (8-of-11) in home win over Indiana... returned to action at #15 Purdue on Dec. 28, scoring 12 points and collecting a personal-best two steals... tallied 16 points in home win over #17/19 Purdue... became only second player in 20 years to grab 10+ rebounds in Hawkeye debut (Aaron White, 2011)... netted a personal-best 24 points, which includes making his first collegiate 3-pointer, versus Seton Hall... letterwinner.

**High School** -- Four-year varsity starter and two-time team captain on Chaminade Prep's basketball team... earned first-team all-state and all-conference honors after averaging 13 points and seven rebounds as a senior... scored 17 points in helping Chaminade capture the 2016 Missouri Class 5 championship... ranks fourth in Chaminade career scoring... 2015 All-State honoree while averaging 13 points and six rebounds... Nike Global Challenge and Nike Skills Academy participant... ranked as the No. 38 player in the 2016 class according to ESPN... averaged 10 points and six rebounds with the St. Louis Eagles, who finished runner-up at the 2015 Peach Jam... registered a 65 percent field goal percentage during the EYBL in 2015.

**Personal** -- Born 9/23/97... communication studies major... parents are Trent and Stephanie Cook... has one brother, Trenton... high school coach was Frank Bennett... AAU coach was Corey Frazier.

**COOK'S FAVORITES**

- Movie:** *Next Friday*
- TV Show:** *Prison Break*
- Pro Team(s):** Cleveland Cavaliers
- Snack:** Cinnamon pop-tarts
- Restaurant:** Chick-fil-A
- Website:** YouTube.com
- Musician:** Future
- Hobbies:** Playing NBA 2016
- Celebrity:** LeBron James

**CAREER BESTS**

- Points:** 24 vs. Seton Hall, 11/17/16
- Rebounds:** 10, 3x, last vs. Penn State, 3/5/17
- FGM:** 9 vs. Seton Hall, 11/17/16
- FGA:** 15 vs. Seton Hall, 11/17/16
- 3-pt FG:** 1 vs. Seton Hall, 11/17/16
- 3-pt FGA:** 3 vs. Seton Hall, 11/17/16
- FTM:** 8, 2x, last vs. Indiana, 2/21/17
- FTA:** 12 vs. Seton Hall, 11/17/16
- Assists:** 3 vs. South Dakota, 3/15/17
- Steals:** 3 at Rutgers, 1/31/17
- Blocks:** 2 vs. Memphis, 11/26/16
- Minutes:** 34 at Maryland, 2/25/17

**CAREER STATISTICS**

YEAR	G/GS	FG-A	PCT	3-PT	PCT	FT-A	PCT	O-D=RB	AVG	PF-DI	AS	TO	BK	ST	PTS	AVG
Fresh.	27/26	128-231	.554	2-8	.250	73-122	.598	53-90=143	5.3	67-0	26	65	11	18	331	12.3





**\*1 - - Maishe Dailey**

**Guard**  
**6-7, 195, Sophomore**  
**Beachwood, Ohio**  
**Beachwood HS**



**2016-17** -- Averaged 2.3 points and 1.6 rebounds in 12 games... shot the ball at a 45.5 percent clip (10-of-22) from the field... posted personal bests in points (8), rebounds (7), assists (2), 3-pointers made (2), and minutes (21) against Delaware State on Dec. 22... the seven rebounds against Delaware State shared team high honors... played in first collegiate game versus Savannah State, registering six points, three rebounds, two steals, and a blocked shot... grabbed four rebounds and netted five points in Iowa's win over Stetson... letterwinner.

**High School** -- Played prep basketball at Beachwood High School, helping his high school team win 22 games and advance to the Division III district finals in Ohio in 2016... two-time conference MVP and first-team all-conference honoree... averaged 14 points (64% FG and 41% 3-pt FG), 8.5 rebounds, five assists, two steals, and two blocks as a senior team captain, earning Division III Second Team honors by the Associated Press... totaled 24 points, seven rebounds, and five assists in an MVP effort in 2016 The News-Herald Classic... Named MVP of the 2016 Ohio North vs. South All-Star Game after amassing 18 points, nine rebounds, and six assists... also competed on the All-Ohio Black AAU team.

**Personal** -- Born 2/8/98... sport studies major... parents are Michael Dailey Sr., and Wyashica Tabb... has one brother, Michael... high school coach was Matt Miller... AAU coach was Carl Renier.

---

**DAILEY'S FAVORITES**

- Movie:** *Remember the Titans*  
**TV Show:** *Prison Break*  
**Pro Team(s):** Cleveland Cavaliers  
**Snack:** Cheez-Its, pop-tarts, honey buns  
**Restaurant:** Buffalo Wild Wings  
**Musicians:** Drake, Future, Kanye West  
**Hobbies:** Listening to music and hanging out with friends  
**Celebrities:** LeBron James  
**Technological Gadget:** Cell phone

---

**CAREER BESTS**

- Points:** 8 vs. Delaware State, 12/22/16  
**Rebounds:** 7 vs. Delaware State, 12/22/16  
**FGM:** 3 vs. Delaware State, 12/22/16  
**FGA:** 7 vs. Delaware State, 12/22/16  
**3-pt FG:** 2, 2x, last vs. Delaware State, 12/22/16  
**3-pt FGA:** 7 vs. Delaware State, 12/22/16  
**FTM:** 2 at Rutgers, 1/31/17  
**FTA:** 2, 3x, last at Rutgers, 1/31/17  
**Assists:** 2 vs. Delaware State, 12/22/16  
**Steals:** 2 vs. Savannah State, 11/13/16  
**Blocks:** 1 vs. Savannah State, 11/13/16  
**Minutes:** 21 vs. Delaware State, 12/22/16

---

**CAREER STATISTICS**

YEAR	G/GS	FG-A	PCT	3-PT	PCT	FT-A	PCT	O-D=RB	AVG	PF-DI	AS	TO	BK	ST	PTS	AVG
Fresh.	12/0	10-22	.455	4-12	.333	3-6	.500	3-16=19	1.6	6-0	5	5	1	4	27	2.3



**\*15 - - Ryan Kriener**

**Forward**  
**6-9, 195, Sophomore**  
**Spirit Lake, Iowa**  
**Spirit Lake HS**



**Hawk Items** -- Averaged 11.3 points, five rebounds, and one block in three games played during Iowa's European Tour last August.

**2016-17** -- Competed in 28 games... averaged 3.1 points, 2.2 rebounds, 0.4 assists, 0.3 blocks, and 0.2 steals... netted double figures twice and led team in blocked shots three times... grabbed five or more rebounds four times (Savannah State; UT Rio Grande Valley; Delaware State; Indiana)... posted a personal best with 14 points on 6-of-7 shooting from the field in two games (Northwestern, Ohio State)... played key role in win over #17/19 Purdue (six points and two rebounds in eight second-half minutes)... rejected a team-best and personal-best three shots in Iowa's win over Indiana (Feb. 21)... registered personal bests in scoring (14), minutes (22), and 3-pointers made (1) at Northwestern... blocked a personal-best three shots versus UT Rio Grande Valley... recorded six points, three rebounds, and one steal in season opening win over Kennesaw State... letterwinner.

**High School** -- Amassed 1,320 points and 550 rebounds at Spirit Lake High School... averaged 22.4 points and 11.8 rebounds, earning first-team all-state and all-conference laurels... named to the 2016 IBCA All-Star Team... 2015 all-conference and second-team all-state honoree... two-time All-Region team for state tournament... averaged 19.8 points, while shooting at a 71 percent (204-of-286) clip from the field, and 8.5 rebounds as a junior... tallied a career-high 40 points against Estherville Lincoln Central his junior season... averaged 18 points and 15 rebounds on the 2015 AAU National and State Martin Brother's squad... Premier League Champion... member of the 2014 AAU State Champion Barnstormers team... 2015 Big Shots All-American and named to Big Shots All-Tournament team... 2015 state track qualifier in the high jump.

**Personal** -- Born 4/24/98... sport and recreation management major... parents are Rich and Nancy Kriener... has one brother (Tyler) and one sister (Mikia)... father played basketball at Mankato State... mother was a cheerleader at Mankato State... high school coach was Dr. David Smith... AAU coach was Hank Huddleson... AAU teammates with Iowa classmates Cordell Pemsl and Jordan Bohannon.

**KRIENER'S FAVORITES**

- Movie:** *Semi-Pro*
- TV Show:** *Walking Dead*
- Cartoon:** *Family Guy*
- Restaurant:** Chipotle
- Band/Musician:** Drake
- Dessert:** Cookies and ice cream
- Hobbies:** Netflix and playing video games
- Technological Gadget:** iPhone
- Holiday:** Thanksgiving
- Celebrity:** Will Ferrell

**CAREER BESTS**

- Points:** 14, 2x, last vs. Ohio State, 1/28/17
- Rebounds:** 7 vs. Ohio State, 1/28/17
- FGM:** 6, 2x, last vs. Ohio State, 1/28/17
- FGA:** 7, 2x, last vs. Ohio State, 1/28/17
- 3-pt FG:** 1 at Northwestern, 1/15/17
- 3-pt FGA:** 2 at Northwestern, 1/15/17
- FTM:** 2, 3x, last vs. Ohio State, 1/28/17
- FTA:** 3, 2x, last vs. Delaware State, 12/22/16
- Assists:** 2, 2x, last vs. Ohio State, 1/28/17
- Steals:** 1, 6x, last vs. Indiana, 3/9/17
- Blocks:** 3, 2x, last vs. Indiana, 2/21/17
- Minutes:** 22 at Northwestern, 1/15/17

**CAREER STATISTICS**

YEAR	G/GS	FG-A	PCT	3-PT	PCT	FT-A	PCT	O-D=RB	AVG	PF-DI	AS	TO	BK	ST	PTS	AVG
Fresh.	28/0	38-69	.551	1-5	.200	9-15	.600	16-45=61	2.2	39-0	11	18	9	6	86	3.1



**\*4 - - Isaiah Moss**

Guard

6-5, 205, Redshirt Sophomore

Chicago, Illinois

Simeon HS



**Hawk Items** -- Enters his sophomore season having scored in double figures nine times, including netting 20 points or more once... averaged 13 points, 3.5 rebounds, 2.0 steals, and 1.7 assists on Iowa's four-game tour in Europe last August.

**2016-17 Honors** -- Big Ten Freshman of the Week (Dec. 12). 2016-17 -- Played in 34 games, starting the final 28 games of the season... averaged 6.5 points, 1.6 rebounds, 0.9 assists, 0.6 steals, and 0.4 blocks... shot 50 percent or better from the field 13 times... ranked fifth on the squad in 3-point field goals (29)... his 29 triples rank seventh best in Iowa freshman single-season history... his five steals versus Indiana at the Big Ten Tournament tie an Iowa Big Ten Tournament record... netted 11 points and credited with a personal-best five steals versus Indiana at the Big Ten Tournament... contributed 16 points, bolstered by making four 3-pointers, and equaled a personal best with two blocks in NIT win over South Dakota... scored at least two points in 11 of Iowa's last 13 games... averaged 17.5 points, 5 rebounds, 1.5 steals, and 1.5 assists in wins over Stetson and #25 Iowa State... netted 14 crucial points and grabbed four boards in Iowa's win over #25 Iowa State... posted personal bests in scoring (21), rebounds (6) in win over Stetson... scored 15 of his 17 points in the first half at Nebraska... scored 12 of his 19 points in the first half at Minnesota... letterwinner.

2015-16 -- Redshirted.

**High School** -- Averaged 10 points, two rebounds, two assists and one steal his junior year at Simeon High School... averaged 16 points, six rebounds, three assists and two steals for the Mac Irvin Fire AAU team... was instrumental in leading Mac Irvin Fire to the 2014 Big Foot Classic championship in Las Vegas... also played for the Playground Elite AAU squad, averaging 17 points, six rebounds, three assists and three steals.

**Personal** -- Born 10/8/96... sport and recreation management major... parents are Mike and Angie Moss... has one brother and three sisters... high school coach was Rob Smith... AAU coach was Mike Irvin.

---

**MOSS' FAVORITES**

**Movie:** *Boyz n the Hood*

**TV Show:** *Power*

**Pro Team(s):** Chicago Bulls

**Snack:** Fruit snacks

**Restaurant:** TGI Fridays

**Website:** ESPN.com

**Hobbies:** Being with my family

**Celebrity:** James Brown

**Class Subject:** Spanish

---

**CAREER BESTS**

**Points:** 21 vs. Stetson, 12/5/16

**Rebounds:** 6 vs. Stetson, 12/5/16

**FGM:** 8 vs. Stetson, 12/5/16

**FGA:** 15 at Nebraska, 1/5/17

**3-pt FG:** 5 vs. Stetson, 12/5/16

**3-pt FGA:** 9, 2x, last vs. South Dakota, 3/9/17

**FTM:** 4 vs. Delaware State, 12/22/16

**FTA:** 5 vs. Delaware State, 12/22/16

**Assists:** 5 at Notre Dame, 11/29/16

**Steals:** 5 vs. Indiana, 3/9/17

**Blocks:** 2, 3x, last vs. South Dakota, 3/15/17

**Minutes:** 37 at Nebraska, 1/5/17

---

**CAREER STATISTICS**

YEAR	G/GS	FG-A	PCT	3-PT	PCT	FT-A	PCT	O-D=RB	AVG	PF-DI	AS	TO	BK	ST	PTS	AVG
Fresh.	34/28	84-204	.412	29-81	.358	23-31	.742	9-46=55	1.6	42-1	29	36	13	19	220	6.5

**\*35 - - Cordell PemsI**

**Forward**  
**6-8, 240, Sophomore**  
**Dubuque, Iowa**  
**Wahlert HS**



**Hawk Items** -- Enters his sophomore season having scored in double figures 15 times, including netting 20 points or more once... registered one double-double.

**2016-17** -- Started 14 of 34 games at power forward... ranked fourth on the team in scoring (8.9) and rebounding (5.0)... ranked 29th nationally in field goal percentage (.617, 116-of-188)... his 61.7 percent shooting from the field established a new school single-season record, besting Russ Millard's 60.9 percent set in 1996... his 169 rebounds and 24 blocked shots rank eighth and ninth best, respectively, in Iowa freshman single season annals... netted double figures 15 times... made 25 of his last 38 field goal attempts (.658) over a span of Iowa's last seven contests... led team in blocks nine times and rebounding six times... credited with a personal-best four steals in win over South Dakota in the first round of the NIT... posted first career double-double (14 points, 11 rebounds), versus Indiana at the Big Ten Tournament... tied a personal best going 6-of-7 (.857) from the free throw line at Michigan State... posted 15 points, seven rebounds, and two steals in win at Rutgers... credited with a personal-best five assists in win over Ohio State... rejected a personal-best three shots and scored 13 points in home win over Rutgers... netted a personal-best 21 points in win over Stetson... registered 18 points on 8-of-9 shooting from the field and 2-of-3 from the charity stripe in first career start (at Notre Dame)... made every shot in win over Savannah State (7-of-7 FG, 4-of-4 FT), while also grabbing a team-best nine rebounds... letterwinner.

**High School** -- Four-year letterwinner and three-year team captain on Wahlert High School... three-time first-team all-state and all-conference selection... won two Iowa Class 3A team championships (2014, 2015) and was runner-up in 2016... ranks first in school history with 1,611 career points, second in rebounding (878) and seven in assists (184)... totaled 576 points (third in school history) and 283

rebounds (seventh in school history) as a senior, earning first-team all-state, Class 3A, all-conference, and IBCA Sub State accolades... named 2016 Player of the Year by the IBCA, Dubuque Telegraph Herald, and Sports Spotlight (Class 3A)... voted the captain on the 2016 Iowa state all-tournament team... named to the 2016 Eastern Iowa All-Star Team, INA All-State Team, and *Des Moines Register* All-Iowa Elite Team... led Wahlert to two straight state championships... averaged 17.3 points per game as a junior before missing the final seven games due to injury... did not compete on the AAU circuit the summer of 2015 due to injury... also competed on the Wahlert High School golf and baseball teams for four and three years, respectively... named to the Iowa State Baseball Tournament All-Tournament team in 2014.

**Personal** -- Born 8/15/97... communication studies major... mother is Katy PemsI... high school coach was Tom English... AAU coach was Hank Huddleson... AAU teammates with Iowa classmates Ryan Kriener and Jordan Bohannon... high school classmate with Riley Till.

**PEMSL'S FAVORITES**

- Movie:** *Coach Carter*
- TV Show:** *House of Cards*
- Pro Team(s):** Golden State Warriors
- Snack:** Popcorn
- Restaurant:** Shorts
- Website:** Nike.com
- Musician:** Migos
- Hobbies:** Golfing
- Class:** Swahili
- Celebrity:** Will Smith

**CAREER BESTS**

- Points:** 21 vs. Stetson, 12/5/16
- Rebounds:** 11, 2x, last vs. Indiana, 3/9/17
- FGM:** 9 vs. Stetson, 12/5/16
- FGA:** 12 vs. Indiana, 3/9/17
- 3-pt FG:** - - -
- 3-pt FGA:** 1 vs. Seton Hall, 11/17/16
- FTM:** 6, 2x, last at Michigan State, 2/11/17
- FTA:** 8 vs. North Dakota, 12/20/16
- Assists:** 5 vs. Ohio State, 1/28/17
- Steals:** 4 vs. South Dakota, 3/15/17
- Blocks:** 3 vs. Rutgers, 1/8/17
- Minutes:** 34 at Nebraska, 1/5/17

**CAREER STATISTICS**

YEAR	G/GS	FG-A	PCT	3-PT	PCT	FT-A	PCT	O-D=RB	AVG	PF-DI	AS	TO	BK	ST	PTS	AVG
Fresh.	34/14	116-188	.617	0-1	.000	69-120	.575	61-108=169	5.0	84-0	37	53	24	25	301	8.9

**13 - - Austin Ash****Guard****6-2, 160, Freshman****Cedar Rapids, Iowa****Mount Vernon HS**

**Hawk Item** -- Averaged 2.8 points and 1.8 rebounds in 12 total minutes of action on Iowa's four-game tour in Europe last August.

**High School** -- First team all-conference, all-district and second team all-state his senior year on the Mount Vernon men's basketball team... averaged 23 points, 6.4 rebounds, 3.5 assists, 2.5 steals, and one block as team captain his senior season... holds the school record for most 3-pointers made in a career (140)... second team all-conference, averaging 16 points, three assists, 2.6 rebounds, and 1.5 steals, while helping lead his team to the conference championship as a junior... honorable mention all-conference, averaging nine points, 1.7 rebounds, 1.5 assists, and one steal his sophomore campaign... member of the Iowa Barnstormers AAU squad... 2015 Hardwood Classic 3-Point Champion... Iowa Honor Roll student... competed one season on the men's golf team.

**Personal** -- Born 6/9/98... sport and recreation management major... parents are Carey and Jean Ash... has an older sister, Emily... high school coach was Ed Timm... AAU coach was Greg Stephen.

**55 - - Luka Garza****Forward****6-11, 235, Freshman****Washington, D.C.****Maret School**

**Hawk Items** -- Led team averaging a double-double (22.5 points and 10.3 rebounds), shooting 70 percent from the field (34-of-48) and 80 percent (21-of-26) from the free throw line, on Iowa's four-game tour in Europe last August.

**High School** -- Honored as the 2017 Gatorade D.C. Boys Basketball player of the Year... averaged 24.6 points, 11.7 rebounds, 2.5 blocks, and 1.1 assists as a senior to lead No. 17 Maret (26-5) to the championship game of the Mid-Atlantic Athletic Conference and the D.C. State Athletic Association playoffs... ranked No. 98 by ESPN.com and No. 93 by 247Sports.com... first team All-Met honoree as a senior... shot 69 percent from the field, including 48 percent from 3-point range as a senior... in his final game for the Frogs, Garza posted 37 points and 17 rebounds in a 77-66 loss to Gonzaga in the DCSAA final... named MVP of three All-Star games: Crab Ball Classic (27 points, 13 rebounds), Triple Threat Classic (22

points, 12 rebounds), and The Capital Classic (18 points, 14 rebounds)... leaves as the school's all-time leading scorer with 1,993 points... averaged 24.5 points, 12.6 rebounds, and 2.6 blocks as a junior... averaged 19.8 points and 9.8 rebounds his sophomore campaign... helped Maret earn back-to-back conference championships (22-8 in 2014 and 22-5 in 2015)... recognized as the 2014-15 Washington Post All-Met Most Improved Player... averaged 11.3 points and 6.5 rebounds in the 2016 EYBL.

**Personal** -- Born 12/27/98... economics major... parents are Frank and Sejla Garza... has one sister, Tesa... his father played basketball at the University of Idaho... his mother was a member of a Yugoslavian national basketball team... grandpa, James Halm, played basketball at the University of Hawai'i... uncle Teoman Alibegovic played basketball at Oregon State and is the Slovenian national team's all-time leading scorer... cousin Omar Alibegovic is a senior at St. John's... family is from Bosnia and Herzegovina... high school coach was Chuck Driesell... AAU coach was Keith.

**30 - - Connor McCaffery****Guard****6-5, 200, Freshman****Iowa City, Iowa****West HS**

**2017-18** -- Plans to be a two-sport student-athlete... expected to redshirt as a basketball student-athlete as a true freshman... plans on being on the Iowa baseball active roster this spring.

**High School** -- Competed in seven Iowa state tournaments during his prep career at Iowa City West High School in basketball (4) and baseball (3)... four-year starter leading West HS to the state tournament all four years... led West HS as team captain to a 23-3 season and a Class 4A Basketball state title as a senior... led team in scoring (19.6 ppg) and rebounds (4.8 rpg), while also averaging 3.7 assists, and 1.8 steals per game his senior campaign... shot the basketball at a 52 percent clip from the field and 84 percent from the foul line as a senior... 2017 Des Moines Register Boys Basketball Player of the Year, Gazette-area Player of the Year, All Iowa Player of the Year, Conference Player of the Year, and State Tournament Most Valuable Player... ranked No. 90 by ESPN.com and No. 116 by Rivals.com... paced West with 19 points and eight rebounds in 2017 state title game win over West Des Moines Valley and was named captain of the 4A all-tournament team... named to the Des Moines Register's All-Iowa Elite Team... averaged 15.5 points, 4.9 assists, and 3.5 rebounds leading his team to a Class 4A Basketball runner-up finish as a junior... hit .407 for West's state runner-up baseball team his junior year... led team with eight home runs and four triples to go along with 33 RBI and 10 doubles in 2016... member of the National Honor Society... academic all-state.





**Personal** -- Born 7/13/98... business major... parents are Fran and Margaret McCaffery... has three younger siblings, Patrick, Marit, and Jonathan... father is Iowa's head men's basketball coach and played basketball at Wake Forest and Penn... mother was an All-American basketball player at Notre Dame... high school coach was Steve Bergman... AAU coach was Greg Stephen.

**2 -- Jack Nunge**

**Forward**  
**6-11, 225, Freshman**  
**Newburgh, Indiana**  
**Castle HS**



**Hawk Items** -- Averaged 6.8 points, 5.3 rebounds, 2.25 assists, a team-best 1.75 blocks, and 1.5 steals on Iowa's four-game tour in Europe last August.

**High School** -- Ranks third in Castle High School career scoring with 1,376 points... shot the basketball at a 60 percent clip from the field, including 40 percent from 3-point range, and 80 percent from the foul line as a prep... averaged 22.8 points, 11.6 rebounds, 3.5 blocks, and two steals per game as a senior... ranked No. 147 by Rivals.com... one of four finalists for Mr. Basketball in the state of Indiana in 2017... posted a team-best 19 double-doubles and had six games of 30+ points his senior campaign... led his high school team to an undefeated regular-season league championship, won the SIAC tournament title, Toyota Classic Tournament championship, and sectional and regional titles while going 24-4 his senior season... two-time first team ALL-SIAC and team MVP (junior and senior years)... three-time team captain... 2017 All-Metro (Evansville) Player of the Year... first team all-state, IBCA Supreme 15 Senior All-State team honoree, team captain of the Indiana All-Stars as a senior... earned first-team All-SIAC, IBCA Supreme 15 Underclassmen, and Indiana All Star-Core 6 honors following his junior campaign... recorded a team-best 18 double-doubles, and averaged 19.3 points (FG%: 57%, 3-pt FG%: 43%, FT%: 81%), 11.4 rebounds, and 3.7 blocks per game his junior season... also excelled in the classroom, boasting a 3.98 grade point average, ranked 20th in his class, and earned the Scholastic "C" Award all four years... member of the National Honor Society and Student Council... played with the Pocket City AAU basketball team.

**Personal** -- Born 2/20/99... pre-medicine major... parents are Mark and Beth Nunge... has four siblings, Rebecca, Jessica, Joey, and Bobby... father, Mark, played basketball at the University of Rochester... mother, Beth, played basketball and softball at Central College... sister, Rebecca, is a junior volleyball athlete at the University of Notre Dame... high school coach was Brian Gibson... AAU coach was N.D. Kendrick.

**20 -- Riley Till**

**Forward**  
**6-7, 200, Redshirt Freshman**  
**Dubuque, Iowa**  
**Wahlert HS**



**Hawk Item** -- Averaged two points and 1.3 rebounds in 19 total minutes of action on Iowa's four-game tour in Europe last August.

**2016-17** -- Redshirted.

**High School** -- Two-year starter on the Wahlert High School basketball team... averaged 10 points, four rebounds, three assists, 1.7 steals, and 1.1 blocks as a senior captain... helped Wahlert High School win an Iowa Class 3A state championship in 2015 and runner-up finish in 2016... second-team all-conference and third team INA all-state honoree as a senior... selected to the 2016 IBCA All-Star Game and Eastern Iowa All-Star Game... posted a 3.7 grade point average.

**Personal** -- Born 10/17/97... open major... parents are Marty and Shelley Till... has an older sister, Claire, who lettered on the basketball team at Iowa... high school coach was Tom English... high school classmate with Cordell Pemsler... competed on the AAU circuit for the Iowa Mavericks (2015) and Iowa Barnstormers (2016)... father played baseball at UNI... mother played basketball at Drake.

**NICHOLAS BAER****2015-16**

Opponent	Min.	FG-FGA	PCT	3-PT. FG	PCT	FT-FTA	PCT	REB	PF	A	TO	BLK	STL	PTS
Gardner-Webb	13	2-5	.400	2-2	1.000	0-0	.000	1	0	1	0	0	1	6
Coppin State	14	0-2	.000	0-2	.000	0-0	.000	2	1	1	1	1	1	0
at Marquette	7	0-0	.000	0-0	.000	0-0	.000	2	2	0	0	1	0	0
vs. Dayton	16	1-3	.333	0-0	.000	0-0	.000	6	2	1	1	0	0	2
vs. Norte Dame	8	0-1	.000	0-1	.000	0-0	.000	3	2	0	0	2	0	0
vs. Wichita State	24	3-4	.750	2-3	.667	0-0	.000	2	2	0	1	0	1	8
Florida State	9	0-1	.000	0-1	.000	0-0	.000	1	2	0	0	0	2	0
UMKC	15	5-8	.625	4-5	.800	0-0	.000	5	0	0	0	0	1	14
Western Illinois	13	1-3	.333	0-2	.000	0-0	.000	5	0	1	1	0	0	2
at Iowa State	7	1-4	.250	0-3	.000	0-0	.000	2	0	0	0	0	0	2
vs. Drake	30	5-10	.500	3-5	.600	0-0	.000	7	3	2	0	6	1	13
Tennessee Tech	23	8-10	.800	3-4	.750	0-0	.000	5	2	0	0	1	2	19
Michigan State	21	4-7	.571	1-3	.333	2-2	1.000	5	2	1	0	2	1	11
at Purdue	16	3-3	1.000	1-1	1.000	0-0	.000	4	0	0	2	2	0	7
Nebraska	16	0-0	.000	0-0	.000	2-4	.500	3	2	1	1	1	1	2
at Michigan State	17	1-3	.333	0-1	.000	1-2	.500	2	2	2	1	0	1	3
Michigan	20	2-5	.400	1-4	.250	2-2	1.000	1	1	1	0	0	1	7
at Rutgers	13	0-3	.000	0-3	.000	0-0	.000	2	1	1	0	0	1	0
Purdue	11	1-1	1.000	1-1	1.000	0-0	.000	1	2	0	1	1	1	3
at Maryland	7	0-3	.000	0-0	.000	0-0	.000	0	2	0	0	1	0	0
Northwestern	17	3-6	.500	1-1	1.000	0-0	.000	1	1	0	0	0	1	7
Penn State	19	3-4	.750	2-3	.667	0-1	.000	1	0	1	2	0	1	8
at Illinois	7	1-2	.500	1-2	.500	0-0	.000	1	1	0	0	0	0	3
at Indiana	13	0-1	.000	0-1	.000	0-0	.000	1	3	0	0	0	1	0
Minnesota	9	0-0	.000	0-0	.000	0-0	.000	3	3	1	0	0	0	0
at Penn State	12	2-3	.667	1-2	.500	1-2	.500	3	1	1	1	0	1	6
Wisconsin	16	1-2	.500	0-1	.000	0-0	.000	2	1	0	0	1	0	2
at Ohio State	13	1-2	.500	0-1	.000	0-0	.000	1	2	0	0	0	0	2
Indiana	13	2-3	.667	2-3	.667	0-0	.000	0	0	1	0	0	0	6
at Michigan	7	0-2	.000	0-2	.000	0-0	.000	2	3	0	1	0	1	0
vs. Illinois	17	3-7	.429	0-1	.000	2-2	1.000	5	1	0	3	0	2	8
vs. Temple	9	1-2	.500	0-1	.000	0-0	.000	2	2	1	0	0	0	2
vs. Villanova	25	7-13	.538	1-4	.250	0-0	.000	4	3	0	1	0	2	15
<b>Totals = 33</b>	<b>477</b>	<b>61-123</b>	<b>.496</b>	<b>26-66</b>	<b>.394</b>	<b>10-15</b>	<b>.667</b>	<b>85</b>	<b>49</b>	<b>17</b>	<b>17</b>	<b>19</b>	<b>23</b>	<b>158</b>
	<b>14.5</b>							<b>2.6</b>						<b>4.8</b>

**2016-17**

Opponent	Min.	FG-FGA	PCT	3-PT. FG	PCT	FT-FTA	PCT	REB	PF	A	TO	BLK	STL	PTS
Kennesaw State	26	2-6	.333	2-4	.500	4-4	1.000	3	3	2	0	0	0	10
Savannah State	15	3-6	.500	3-5	.600	0-0	.000	2	2	6	0	2	2	9
Seton Hall	29	2-5	.400	1-3	.333	1-2	.500	6	3	2	1	3	3	6
UT Rio Grande Valley	22	3-6	.500	0-3	.000	2-3	.667	7	1	3	1	0	3	8
vs. Virginia	16	1-1	1.000	0-0	.000	2-2	1.000	6	3	1	1	0	0	4
vs. Memphis	16	2-3	.667	1-2	.500	0-0	.000	1	5	1	0	0	0	5
at Notre Dame	27	3-10	.300	1-4	.250	1-2	.500	12	2	1	0	0	3	8
Omaha	25	1-6	.167	1-5	.200	1-3	.333	5	4	3	2	4	1	4
Stetson	20	2-5	.400	0-1	.000	3-4	.750	5	1	2	0	0	1	7
Iowa State	17	2-4	.500	0-2	.000	6-7	.857	8	4	0	0	1	2	10
vs. Northern Iowa	28	5-11	.455	1-7	.143	0-0	.000	11	1	3	2	2	1	11
North Dakota	22	3-6	.500	2-3	.667	0-0	.000	7	3	1	2	2	3	8
Delaware State	9	0-1	.000	0-0	.000	0-0	.000	4	3	0	1	1	0	0
at Purdue	27	3-6	.500	0-1	.000	1-1	1.000	7	1	2	1	0	1	7
Michigan	27	4-6	.667	3-4	.750	1-4	.250	5	1	1	1	1	1	12
at Nebraska	34	2-4	.500	1-3	.333	0-0	.000	11	4	2	2	6	0	5
Rutgers	25	2-4	.500	1-2	.500	0-0	.000	5	2	1	2	0	3	5
Purdue	19	1-2	.500	0-1	.000	2-4	.500	10	3	2	0	1	2	4
at Northwestern	18	1-4	.250	1-2	.500	0-0	.000	2	3	0	1	0	1	3
Maryland	30	3-6	.500	1-3	.333	0-1	.000	5	0	4	0	2	2	7
at Illinois	30	5-10	.500	2-6	.333	0-0	.000	7	2	0	1	2	0	12
Ohio State	26	3-9	.333	0-3	.000	0-0	.000	8	0	3	0	3	0	6
at Rutgers	25	1-6	.167	1-4	.250	0-0	.000	5	2	5	0	2	4	3
Nebraska	24	3-7	.429	1-3	.333	0-0	.000	6	2	2	1	3	1	7
at Minnesota	30	1-6	.167	0-4	.000	0-1	.000	3	1	2	1	2	2	2
at Michigan State	22	3-6	.500	3-5	.600	0-0	.000	4	4	1	2	0	1	9
Illinois	24	3-10	.300	2-7	.286	0-0	.000	7	4	2	1	0	1	8
Indiana	35	4-7	.571	2-4	.500	0-1	.000	7	2	3	1	2	0	10
at Maryland	22	4-7	.571	3-6	.500	0-0	.000	2	2	1	0	0	2	11
at Wisconsin	27	5-9	.556	4-5	.800	0-0	.000	5	1	0	1	0	3	14
Penn State	23	7-10	.700	4-4	1.000	2-3	.667	10	2	2	1	0	2	20
vs. Indiana	21	1-4	.250	1-3	.333	0-0	.000	0	0	1	0	0	1	3
South Dakota	13	1-2	.500	0-1	.000	0-0	.000	1	3	0	1	1	0	2
TCU	34	5-8	.625	4-6	.667	1-2	.500	10	4	0	0	3	2	15
<b>Totals = 34</b>	<b>808</b>	<b>91-203</b>	<b>.448</b>	<b>46-116</b>	<b>.397</b>	<b>27-44</b>	<b>.614</b>	<b>197</b>	<b>78</b>	<b>59</b>	<b>27</b>	<b>43</b>	<b>48</b>	<b>255</b>
	<b>14.5</b>							<b>5.8</b>						<b>7.5</b>



**JORDAN BOHANNON**

2016-17

Opponent	Min.	FG-FGA	PCT	3-PT. FG	PCT	FT-FTA	PCT	REB	PF	A	TO	BLK	STL	PTS
Kennesaw State	21	2-4	.500	2-4	.500	0-0	.000	0	2	2	2	0	0	6
Savannah State	21	2-8	.250	2-6	.333	0-0	.000	2	1	7	1	0	0	6
Seton Hall	19	0-2	.000	0-1	.000	3-4	.750	3	2	4	3	0	1	3
UT Rio Grande Valley	24	1-7	.143	1-6	.167	2-2	1.000	7	1	3	1	0	3	8
vs. Virginia	23	2-8	.250	2-6	.333	0-0	.000	4	1	0	3	0	0	6
vs. Memphis	24	2-8	.250	1-4	.250	0-0	.000	2	3	6	4	0	2	5
at Notre Dame	32	7-18	.389	7-15	.467	2-2	1.000	2	3	7	1	0	0	23
Omaha	35	7-14	.500	6-12	.500	0-0	.000	3	3	6	4	0	0	20
Stetson	26	1-9	.111	0-3	.000	0-0	.000	1	1	5	2	0	1	2
Iowa State	30	2-8	.250	2-6	.333	2-2	1.000	5	1	4	3	0	0	8
vs. Northern Iowa	31	2-7	.286	2-5	.400	0-0	.000	4	1	3	2	0	0	6
North Dakota	34	5-9	.556	2-4	.500	6-8	.750	3	1	3	3	0	0	18
Delaware State	20	2-5	.400	1-2	.500	0-0	.000	1	0	5	2	0	1	5
at Purdue	23	2-8	.250	0-4	.000	2-2	1.000	1	0	4	0	0	1	6
Michigan	31	6-8	.750	3-5	.600	2-2	1.000	4	2	6	0	0	0	17
at Nebraska	40	2-10	.200	2-7	.286	0-0	.000	5	1	3	3	1	0	6
Rutgers	29	2-5	.400	0-2	.000	4-4	1.000	1	2	8	4	0	1	8
Purdue	36	4-7	.571	2-3	.667	2-2	1.000	1	3	9	1	0	1	12
at Northwestern	31	2-7	.286	2-6	.333	0-0	.000	3	0	2	3	0	0	6
Maryland	38	4-14	.286	3-11	.273	0-0	.000	3	2	5	3	0	4	11
at Illinois	21	1-9	.111	1-7	.143	0-0	.000	1	2	4	2	0	1	3
Ohio State	29	4-10	.400	4-10	.400	0-0	.000	4	0	1	2	0	2	12
at Rutgers	26	6-9	.667	5-7	.714	0-0	.000	0	0	4	0	0	1	17
Nebraska	33	4-7	.571	4-6	.667	3-4	.750	5	3	2	2	0	1	15
at Minnesota	45	5-11	.455	2-6	.33	0-0	.000	1	3	8	1	1	2	12
at Michigan State	18	0-8	.000	0-6	.000	0-0	.000	3	2	1	1	0	1	0
Illinois	29	3-6	.500	3-4	.750	2-4	.500	1	3	2	2	0	1	11
Indiana	27	1-5	.200	1-4	.250	6-6	1.000	1	1	6	3	0	4	9
at Maryland	31	8-13	.615	8-10	.800	0-0	.000	3	3	5	2	0	0	24
at Wisconsin	32	4-11	.364	3-9	.333	0-0	.000	4	1	5	2	0	0	11
Penn State	30	3-9	.333	2-6	.333	3-4	.750	1	1	5	5	0	0	11
vs. Indiana	37	7-13	.538	6-11	.545	4-4	1.000	0	2	10	4	0	2	24
South Dakota	37	7-12	.583	3-4	.750	2-2	1.000	2	2	11	1	0	1	19
TCU	42	8-15	.533	7-12	.583	2-3	.677	2	3	13	3	0	0	25
<b>Totals = 34</b>	<b>1005</b>	<b>118-304</b>	<b>.388</b>	<b>89-214</b>	<b>.416</b>	<b>47-55</b>	<b>.855</b>	<b>76</b>	<b>55</b>	<b>175</b>	<b>76</b>	<b>2</b>	<b>29</b>	<b>372</b>
	<b>14.5</b>							<b>2.2</b>						<b>10.9</b>

**TYLER COOK**

2016-17

Opponent	Min.	FG-FGA	PCT	3-PT. FG	PCT	FT-FTA	PCT	REB	PF	A	TO	BLK	STL	PTS
Kennesaw State	21	1-7	.143	0-1	.000	4-4	1.000	10	3	1	4	0	0	6
Savannah State	15	7-9	.778	0-0	.000	0-1	.000	4	2	2	1	0	0	14
Seton Hall	32	9-15	.600	1-3	.333	5-12	.417	2	1	1	2	0	1	24
UT Rio Grande Valley	24	6-9	.667	0-1	.000	3-4	.750	3	1	0	4	0	0	15
vs. Virginia	29	2-6	.333	0-1	.000	2-5	.400	6	1	2	4	1	1	6
vs. Memphis	33	6-9	.667	0-0	.000	5-6	.833	7	2	2	3	2	1	17
at Purdue	22	6-10	.600	0-1	.000	0-0	.000	2	4	1	1	0	2	12
Michigan	31	5-12	.417	0-0	.000	1-3	.333	8	1	0	1	0	0	11
at Nebraska	26	6-8	.750	0-0	.000	2-3	.667	7	4	0	2	0	2	14
Rutgers	21	1-6	.167	0-0	.000	2-4	.500	2	1	0	1	1	1	4
Purdue	33	7-10	.700	0-0	.000	2-5	.400	6	2	2	2	0	1	16
at Northwestern	29	3-8	.375	0-0	.000	8-9	.889	5	2	1	2	0	1	14
Maryland	20	1-6	.167	0-0	.000	6-8	.750	7	3	1	4	0	0	8
at Illinois	17	2-6	.333	0-0	.000	1-2	.500	3	1	1	4	0	0	5
Ohio State	16	5-9	.556	1-1	1.000	2-5	.400	1	3	0	2	0	0	13
at Rutgers	21	4-8	.500	0-0	.000	2-3	.667	5	4	2	3	0	3	10
Nebraska	17	6-10	.600	0-0	.000	1-3	.333	3	4	2	1	0	0	13
at Minnesota	21	2-5	.400	0-0	.000	1-3	.333	3	3	1	1	0	1	5
at Michigan State	24	5-9	.556	0-0	.000	3-4	.750	3	1	0	1	1	0	13
Illinois	24	5-7	.714	0-0	.000	4-5	.800	3	4	0	3	0	0	14
Indiana	31	3-11	.273	0-0	.000	8-11	.727	5	2	1	2	1	1	14
at Maryland	34	8-13	.615	0-0	.000	5-8	.625	10	3	1	3	1	2	21
at Wisconsin	24	4-7	.571	0-0	.000	1-2	.500	8	3	0	3	1	1	9
Penn State	20	5-8	.625	0-0	.000	1-1	1.000	10	4	2	2	1	0	11
vs. Indiana	20	4-8	.500	0-0	.000	0-1	.000	7	4	0	0	1	0	8
South Dakota	29	8-8	1.000	0-0	.000	2-5	.400	8	2	3	2	1	0	18
TCU	28	7-7	1.000	0-0	.000	2-5	.400	5	1	0	7	0	0	16
<b>Totals = 27</b>	<b>662</b>	<b>128-231</b>	<b>.554</b>	<b>2-8</b>	<b>.250</b>	<b>73-122</b>	<b>.598</b>	<b>143</b>	<b>67</b>	<b>26</b>	<b>65</b>	<b>11</b>	<b>18</b>	<b>331</b>
	<b>24.5</b>							<b>5.3</b>						<b>12.3</b>

**MAISHE DAIEY**

2016-17

Opponent	Min.	FG-FGA	PCT	3-PT. FG	PCT	FT-FTA	PCT	REB	PF	A	TO	BLK	STL	PTS
Savannah State	13	2-3	.667	2-3	.667	0-2	.000	3	2	0	2	1	2	6
UT Rio Grande Valley	11	1-4	.250	0-1	.000	0-0	.000	3	0	1	0	0	1	2
vs Virginia	2	0-0	.000	0-0	.000	0-0	.000	1	0	0	0	0	0	0
Omaha	4	0-0	.000	0-0	.000	0-0	.000	0	0	0	0	0	0	0
Stetson	11	2-3	.667	0-0	.000	1-2	.500	4	1	0	0	0	0	5
vs Northern Iowa	4	0-0	.000	0-0	.000	0-0	.000	0	0	0	0	0	0	0
Delaware State	21	3-8	.375	2-7	.286	0-0	.000	7	0	2	1	0	0	8
at Purdue	7	1-1	1.000	0-0	.000	0-0	.000	0	0	0	0	0	0	2
at Illinois	6	1-2	.500	0-1	.000	0-0	.000	1	0	1	0	0	0	2
at Rutgers	10	0-1	.000	0-0	.000	2-2	1.000	0	2	1	1	0	1	2
at Minnesota	1	0-0	.000	0-0	.000	0-0	.000	3	1	0	1	0	0	0
vs Indiana	2	0-0	.000	0-0	.000	0-0	.000	0	0	0	0	0	0	0
<b>Totals = 12</b>	<b>92</b>	<b>10-22</b>	<b>.455</b>	<b>4-12</b>	<b>.333</b>	<b>3-6</b>	<b>.500</b>	<b>19</b>	<b>6</b>	<b>5</b>	<b>5</b>	<b>1</b>	<b>4</b>	<b>27</b>
	7.7							1.6						2.3

**BRADY ELLINGSON**

2014-15

Opponent	Min.	FG-FGA	PCT	3-PT. FG	PCT	FT-FTA	PCT	REB	PF	A	TO	BLK	STL	PTS
Northern Illinois	3	0-0	.000	0-0	.000	1-2	.500	0	0	0	0	0	1	1
Longwood	7	2-3	.667	2-3	.667	0-0	.000	0	0	2	0	0	0	6
UMBC	8	1-1	1.000	1-1	1.000	0-0	.000	0	0	1	1	0	0	3
Alcorn State	6	0-1	.000	0-0	.000	0-0	.000	0	0	1	0	0	0	0
Iowa State	5	1-3	.333	1-2	.500	0-0	.000	0	1	0	0	0	0	3
vs. UNI	2	0-0	.000	0-0	.000	0-0	.000	0	0	0	0	0	0	0
at Ohio State	1	0-0	.000	0-0	.000	0-0	.000	0	0	0	0	0	0	0
<b>Totals = 7 games</b>	<b>32</b>	<b>4-8</b>	<b>.500</b>	<b>4-6</b>	<b>.667</b>	<b>1-2</b>	<b>.500</b>	<b>0</b>	<b>1</b>	<b>4</b>	<b>1</b>	<b>0</b>	<b>1</b>	<b>13</b>
	4.6							0.0						1.9

2015-2016

Opponent	Min.	FG-FGA	PCT	3-PT. FG	PCT	FT-FTA	PCT	REB	PF	A	TO	BLK	STL	PTS
Gardner-Webb	23	2-6	.333	0-4	.000	0-0	.000	1	3	0	1	0	1	4
Coppin State	17	7-8	.875	1-2	.500	5-6	.833	3	1	1	1	0	0	20
at Marquette	14	1-2	.500	1-2	.500	0-0	.000	2	1	1	0	0	1	3
vs. Dayton	12	3-5	.600	3-5	.600	0-0	.000	0	0	1	0	0	0	9
vs. Norte Dame	8	0-2	.000	0-2	.000	0-0	.000	2	1	0	0	0	0	0
vs. Wichita State	11	2-2	1.000	1-1	1.000	0-0	.000	2	3	0	0	0	0	5
Florida State	7	0-2	.000	0-2	.000	0-0	.000	0	1	2	1	0	0	0
UMKC	15	3-6	.500	1-4	.250	0-0	.000	0	2	1	1	0	0	7
Western Illinois	17	2-4	.500	1-3	.333	2-3	.667	3	1	1	1	0	0	7
at Iowa State	4	0-1	.000	0-1	.000	0-0	.000	0	0	2	0	0	0	0
vs. Drake	16	2-2	1.000	1-1	1.000	0-0	.000	1	2	0	0	0	1	5
Tennessee Tech	11	1-4	.250	1-4	.250	0-0	.000	0	0	0	1	0	0	3
Michigan State	8	0-0	.000	0-0	.000	0-0	.000	1	0	0	1	0	0	0
at Purdue	8	0-0	.000	0-0	.000	0-0	.000	0	1	0	1	0	0	0
Nebraska	6	1-2	.500	0-1	.000	0-0	.000	0	1	0	0	0	0	2
at Michigan State	10	0-1	.000	0-1	.000	0-0	.000	0	0	0	0	0	0	0
Michigan	2	0-0	.000	0-0	.000	0-0	.000	0	0	0	1	0	0	0
at Rutgers	2	0-0	.000	0-0	.000	0-0	.000	0	0	0	0	0	0	0
Purdue	11	3-5	.600	2-4	.500	0-0	.000	1	1	1	0	0	1	8
at Maryland	7	0-1	.000	0-1	.000	0-0	.000	1	0	0	0	0	0	0
Northwestern	15	1-3	.333	0-2	.000	0-1	.000	0	0	1	0	0	1	2
Penn State	9	0-1	.000	0-0	.000	0-0	.000	1	3	1	0	0	0	0
at Illinois	4	0-2	.000	0-2	.000	0-0	.000	0	0	0	0	0	0	0
at Indiana	1	0-0	.000	0-0	.000	0-0	.000	0	0	0	1	0	0	0
Minnesota	3	0-1	.000	0-1	.000	0-0	.000	0	0	0	0	0	0	0
Wisconsin	5	0-1	.000	0-0	.000	0-0	.000	0	0	0	1	0	0	0
vs. Villanova	1	0-0	.000	0-0	.000	0-0	.000	0	0	0	0	0	0	0
<b>Totals = 27</b>	<b>247</b>	<b>28-61</b>	<b>.459</b>	<b>12-44</b>	<b>.273</b>	<b>7-10</b>	<b>.700</b>	<b>18</b>	<b>21</b>	<b>12</b>	<b>11</b>	<b>0</b>	<b>5</b>	<b>75</b>
								0.7						2.8



# INDIVIDUAL CAREER GAME-BY-GAME STATS



## 2016-17

Opponent	Min.	FG-FGA	PCT	3-PT. FG	PCT	FT-FTA	PCT	REB	PF	A	TO	BLK	STL	PTS
Kennesaw State	15	0-1	.000	0-1	.000	0-0	.000	1	3	0	1	0	0	0
Savannah State	17	7-9	.778	4-6	.667	5-5	1.000	1	1	1	1	0	0	23
Seton Hall	5	1-1	1.000	1-1	1.000	0-0	.000	0	3	0	1	0	0	3
UT Rio Grande Valley	19	4-6	.667	2-3	.667	1-1	1.000	0	1	1	0	0	1	11
vs. Virginia	8	0-1	.000	0-1	.000	0-0	.000	0	2	0	0	0	0	0
vs. Memphis	16	1-1	1.000	1-1	1.000	0-0	.000	3	0	1	0	0	0	3
at Notre Dame	19	2-3	.667	1-2	.500	0-0	.000	0	1	0	0	0	1	5
Omaha	19	1-4	.250	1-2	.500	0-0	.000	1	1	1	0	0	0	3
Stetson	12	1-4	.250	0-2	.000	0-0	.000	1	1	0	0	0	0	2
Iowa State	12	1-1	1.000	1-1	1.000	0-0	.000	2	0	1	0	0	0	3
vs. Northern Iowa	11	0-0	.000	0-0	.000	2-2	1.000	0	1	0	2	0	1	2
North Dakota	18	4-5	.800	0-0	.000	2-2	1.000	1	1	1	0	0	0	10
Delaware State	18	2-3	.667	2-2	1.000	2-2	1.000	1	2	0	1	0	0	8
at Purdue	17	3-4	.750	3-36	1.000	2-2	1.000	1	2	2	1	0	0	11
Michigan	15	2-4	.500	0-1	.000	2-2	1.000	1	1	0	0	0	0	6
at Nebraska	17	0-3	.000	0-2	.000	0-0	.000	2	0	2	1	0	1	0
Rutgers	8	0-1	.000	0-1	.000	0-0	.000	2	0	1	0	0	0	0
Purdue	5	0-1	.000	0-1	.000	0-0	.000	0	0	0	0	0	0	0
at Nebraska	19	0-4	.000	0-3	.000	2-2	1.000	0	1	2	0	0	1	2
Maryland	12	1-3	.333	1-1	1.000	0-0	.000	1	0	0	0	0	0	3
at Illinois	8	0-0	.000	0-0	.000	0-0	.000	1	1	2	0	0	0	0
Ohio State	25	6-9	.667	5-7	.714	0-0	.000	4	0	3	0	0	1	17
at Rutgers	24	2-4	.500	2-3	.667	0-0	.000	2	1	5	0	0	0	6
Nebraska	25	4-6	.667	3-4	.750	0-0	.000	1	0	5	0	0	1	11
at Minnesota	26	2-6	.333	1-2	.500	0-0	.000	4	1	2	2	0	2	5
at Michigan State	10	0-2	.000	0-1	.000	0-0	.000	0	0	0	0	0	1	0
Illinois	13	1-4	.250	0-2	.000	0-0	.000	0	1	0	1	0	0	2
Indiana	14	1-4	.250	1-4	.250	0-0	.000	2	1	1	1	0	0	3
at Maryland	15	2-4	.500	2-3	.667	0-0	.000	2	0	2	0	0	1	6
at Wisconsin	6	0-1	.000	0-1	.000	0-0	.000	0	0	1	1	0	0	0
Penn State	22	1-6	.167	1-3	.333	0-0	.000	2	1	3	0	0	0	3
vs. Indiana	2	0-1	.000	0-1	.000	0-0	.000	1	0	0	0	0	0	0
South Dakota	10	0-4	.000	0-2	.000	0-0	.000	2	0	0	2	0	0	0
TCU	2	0-1	.000	0-1	.000	0-0	.000	0	1	0	0	0	0	0
<b>Totals = 34</b>	<b>484</b>	<b>49-111</b>	<b>.441</b>	<b>32-68</b>	<b>.471</b>	<b>18-18</b>	<b>1.000</b>	<b>39</b>	<b>28</b>	<b>37</b>	<b>14</b>	<b>0</b>	<b>11</b>	<b>148</b>
	<b>14.2</b>							<b>1.1</b>						<b>4.4</b>

## RYAN KRIENER

### 2016-17

Opponent	Min.	FG-FGA	PCT	3-PT. FG	PCT	FT-FTA	PCT	REB	PF	A	TO	BLK	STL	PTS
Kennesaw State	9	2-3	.667	0-1	.000	2-2	1.000	3	1	0	1	0	1	6
Savannah State	10	3-6	.500	0-0	.000	2-2	1.000	5	2	1	3	0	0	8
UT Rio Grande Valley	13	1-2	.500	0-0	.000	1-3	.333	5	2	2	1	3	0	3
vs. Virginia	5	0-1	.000	0-1	.000	0-0	.000	0	0	0	0	0	0	0
at Notre Dame	2	0-1	.000	0-0	.000	0-0	.000	0	2	0	1	0	1	0
Omaha	3	0-1	.000	0-0	.000	0-0	.000	2	0	0	0	0	0	0
Stetson	6	1-1	1.000	0-0	.000	0-0	.000	3	1	0	0	1	0	2
vs. Northern Iowa	4	1-2	.500	0-0	.000	0-0	.000	2	1	0	0	0	0	2
North Dakota	2	1-1	1.000	0-0	.000	0-0	.000	0	0	0	0	0	1	2
Delaware State	14	2-2	1.000	0-0	.000	1-3	.333	6	3	0	1	0	0	5
at Purdue	8	1-2	.500	0-0	.000	0-0	.000	2	0	0	0	0	0	2
Purdue	8	3-4	.750	0-0	.000	0-0	.000	2	2	0	0	0	0	6
at Northwestern	22	6-7	.857	1-2	.500	1-2	.500	2	1	0	1	0	0	14
Maryland	15	2-6	.333	0-0	.000	0-0	.000	6	4	1	2	0	1	4
at Illinois	11	2-6	.333	0-1	.000	0-0	.000	3	3	0	0	0	0	4
Ohio State	21	6-7	.857	0-0	.000	2-2	1.000	7	3	2	0	1	0	14
at Rutgers	7	0-1	.000	0-0	.000	0-0	.000	2	4	1	1	0	0	0
Nebraska	5	0-2	.000	0-0	.000	0-0	.000	0	0	1	0	0	0	0
at Minnesota	5	0-3	.000	0-0	.000	0-0	.000	1	1	0	0	0	0	0
at Michigan State	6	2-3	.667	0-0	.000	0-0	.000	2	1	0	2	1	0	4
Illinois	4	1-1	1.000	0-0	.000	0-0	.000	1	1	0	1	0	0	2
Indiana	18	2-2	1.000	0-0	.000	0-0	.000	3	2	1	1	3	1	4
at Maryland	2	0-0	.000	-0	.000	0-0	.000	0	0	0	1	0	0	0
at Wisconsin	5	0-1	.000	0-0	.000	0-0	.000	1	1	0	1	0	0	0
Penn State	2	0-1	.000	0-0	.000	0-0	.000	0	0	1	0	0	0	0
vs. Indiana	9	0-0	.000	0-0	.000	0-0	.000	0	2	0	1	0	1	0
South Dakota	4	1-1	1.000	0-0	.000	0-0	.000	0	0	0	0	0	0	2
TCU	15	1-2	.500	0-0	.000	0-1	.000	3	2	1	0	0	0	2
<b>Totals = 28</b>	<b>235</b>	<b>38-69</b>	<b>.551</b>	<b>1-5</b>	<b>.200</b>	<b>9-15</b>	<b>.600</b>	<b>61</b>	<b>39</b>	<b>11</b>	<b>18</b>	<b>9</b>	<b>6</b>	<b>86</b>
	<b>8-4</b>							<b>2.2</b>						<b>3.1</b>

**ISAIAH MOSS**

2016-17

Opponent	Min.	FG-FGA	PCT	3-PT. FG	PCT	FT-FTA	PCT	REB	PF	A	TO	BLK	STL	PTS
Kennesaw State	4	1-2	.500	0-0	.000	0-0	.000	0	1	0	1	1	0	2
Savannah State	19	3-13	.231	3-9	.333	0-0	.000	1	3	1	1	2	1	9
Seton Hall	2	0-1	.000	0-0	.000	0-0	.000	0	1	0	0	0	0	0
UT Rio Grande Valley	18	5-7	.714	2-4	.500	2-2	1.000	2	1	1	2	0	0	14
vs. Virginia	12	0-3	.000	0-2	.000	0-0	.000	1	0	0	1	0	0	0
vs. Memphis	2	1-2	.500	0-1	.000	0-0	.000	0	0	0	0	0	0	2
at Notre Dame	24	2-4	.500	1-2	.500	0-0	.000	2	2	5	0	1	0	5
Omaha	12	2-3	.667	1-2	.500	0-1	.000	1	5	0	2	1	0	5
Stetson	32	8-13	.615	5-8	.625	0-0	.000	6	2	2	2	0	2	21
Iowa State	31	6-11	.545	1-4	.250	1-2	.500	4	1	1	1	1	1	14
vs. Northern Iowa	15	2-6	.333	0-2	.000	3-3	1.000	1	3	1	0	0	0	7
North Dakota	26	3-6	.500	1-1	1.000	2-2	1.000	3	0	2	0	0	1	9
Delaware State	16	3-5	.600	0-2	.000	4-5	.800	2	3	0	4	0	1	10
at Purdue	18	0-4	.000	0-1	.000	0-0	.000	0	1	0	2	0	0	0
Michigan	20	3-4	.750	1-1	1.000	0-0	.000	3	1	0	0	0	0	7
at Nebraska	37	7-15	.467	1-5	.200	2-2	1.000	4	3	1	2	1	0	17
Rutgers	18	3-4	.750	2-3	.667	0-0	.000	2	0	0	2	0	0	8
Purdue	16	1-4	.250	0-1	.000	0-0	.000	0	1	0	0	0	0	2
at Northwestern	16	1-4	.250	0-0	.000	0-0	.000	0	1	1	3	0	0	2
Maryland	15	3-8	.375	0-3	.000	2-2	1.000	1	0	0	0	0	1	8
at Illinois	6	0-0	.000	0-0	.000	0-0	.000	0	0	0	1	0	0	0
Ohio state	19	2-8	.250	0-1	.000	2-3	.667	2	3	0	1	0	0	6
at Rutgers	16	3-7	.429	2-3	.667	3-4	.750	1	1	3	1	0	2	11
Nebraska	14	1-4	.250	0-1	.000	0-0	.000	1	1	1	1	0	1	2
at Minnesota	24	7-12	.583	3-5	.600	2-3	.667	3	2	2	3	2	0	19
at Michigan State	16	1-6	.167	0-1	.000	0-0	.000	1	2	0	0	0	1	2
Illinois	17	1-6	.167	0-1	.000	0-0	.000	2	1	0	0	0	0	2
Indiana	5	0-1	.000	0-1	.000	0-0	.000	1	0	0	1	0	0	0
at Maryland	16	1-4	.250	0-1	.000	0-0	.000	1	0	1	0	0	0	2
at Wisconsin	18	2-8	.250	1-1	1.000	0-0	.000	3	2	1	3	1	1	5
Penn State	11	1-3	.333	0-0	.000	0-0	.000	0	0	2	0	0	1	2
vs. Indiana	28	5-13	.385	1-5	.200	0-1	.000	2	1	3	2	1	5	11
South Dakota	27	6-12	.500	4-9	.444	0-1	.000	4	0	1	0	2	1	16
TCU	10	0-1	.000	0-1	.000	0-0	.000	1	0	0	0	0	0	0
<b>Totals = 34</b>	<b>580</b>	<b>84-204</b>	<b>.412</b>	<b>29-81</b>	<b>.358</b>	<b>23-31</b>	<b>.742</b>	<b>55</b>	<b>42</b>	<b>29</b>	<b>36</b>	<b>13</b>	<b>19</b>	<b>220</b>
	17.1							1.6						6.5

**CORDELL PEMSL**

2016-17

Opponent	Min.	FG-FGA	PCT	3-PT. FG	PCT	FT-FTA	PCT	REB	PF	A	TO	BLK	STL	PTS
Kennesaw State	16	4-7	.571	0-0	.000	2-7	.286	6	2	0	0	2	1	10
Savannah State	18	7-7	1.000	0-0	.000	4-4	1.000	9	1	3	2	0	0	18
Seton Hall	6	1-3	.333	0-1	.000	0-0	.000	5	1	0	2	0	0	2
UT Rio Grande Valley	6	0-1	.000	0-0	.000	1-4	.250	1	1	0	1	0	0	1
vs. Virginia	17	0-0	.000	0-0	.000	1-3	.333	5	1	0	2	1	0	1
vs. Memphis	18	3-4	.750	0-0	.000	0-2	.000	4	0	0	1	2	0	6
at Notre Dame	23	8-9	.889	0-0	.000	2-3	.667	2	4	3	1	0	1	18
Omaha	24	6-7	.857	0-0	.000	6-7	.857	4	4	2	4	1	1	18
Stetson	22	9-11	.818	0-0	.000	3-5	.600	8	3	2	0	2	0	21
Iowa State	28	4-7	.571	0-0	.000	3-5	.600	5	3	0	2	1	0	11
vs. Northern Iowa	18	4-47	1.000	0-0	.000	2-3	.667	5	3	0	1	0	1	10
North Dakota	24	4-7	.571	0-0	.000	1-8	.125	11	4	1	1	1	1	9
Delaware State	20	2-3	.667	0-0	.000	4-5	.800	3	3	2	2	1	2	8
at Purdue	16	4-8	.5020	0-0	.000	2-2	1.000	4	4	1	3	0	0	10
Michigan	31	2-8	.250	0-0	.000	0-0	.000	8	2	3	1	2	3	4
at Nebraska	34	3-6	.500	0-0	.000	4-6	.667	6	2	1	4	0	0	10
Rutgers	31	5-8	.625	0-0	.000	3-5	.600	2	3	1	2	3	0	13
Purdue	20	2-5	.400	0-0	.000	0-3	.000	8	3	1	1	1	0	4
at Northwestern	13	0-2	.000	0-0	.000	2-4	.500	1	0	0	2	0	1	2
Maryland	18	4-8	.5010	0-0	.000	1-2	.500	4	3	0	2	2	1	9
at Illinois	11	3-5	.600	0-0	.000	0-1	.000	4	3	0	0	0	0	6
Ohio State	15	3-3	1.000	0-0	.000	0-0	.000	2	3	5	1	1	0	6
at Rutgers	19	6-10	.600	0-0	.000	3-5	.600	7	1	0	2	1	2	15
Nebraska	16	2-5	.400	0-0	.000	2-3	.667	4	3	2	1	0	1	6
at Minnesota	22	2-2	1.000	0-0	.000	5-7	.714	6	3	0	2	0	0	9
at Michigan State	17	2-6	.333	0-0	.000	6-7	.857	7	1	0	0	0	1	10
Illinois	21	1-4	.250	0-0	.000	3-4	.750	2	2	2	1	1	2	5
Indiana	16	3-3	1.000	0-0	.000	3-4	.750	3	4	1	3	0	0	9
at Maryland	9	2-2	1.000	0-0	.000	0-1	.000	3	1	0	2	0	0	4
at Wisconsin	20	4-4	1.000	0-0	.000	2-2	1.000	2	3	1	2	0	1	10
Penn State	26	6-9	.667	0-0	.000	2-2	1.000	6	3	1	1	1	1	14
vs. Indiana	28	6-12	.500	0-0	.000	2-3	.667	11	4	1	0	0	1	14
South Dakota	16	2-3	.667	0-0	.000	0-3	.000	4	3	2	3	0	4	4
TCU	16	2-5	.400	0-0	.000	0-0	.000	7	3	2	1	1	0	4
<b>Totals = 34</b>	<b>655</b>	<b>116-188</b>	<b>.617</b>	<b>0-1</b>	<b>.000</b>	<b>69-120</b>	<b>.575</b>	<b>169</b>	<b>84</b>	<b>37</b>	<b>53</b>	<b>24</b>	<b>25</b>	<b>301</b>
	19.3							5.0						8.9



**DOM UHL**

**2014-2015**

Opponent	Min.	FG-FGA	PCT	3-PT. FG	PCT	FT-FTA	PCT	REB	PF	A	TO	BLK	STL	PT
Hampton	18	3-8	.375	2-5	.400	0-2	.000	1	1	0	0	0	0	8
North Dakota State	16	0-0	.000	0-0	.000	0-0	.000	3	1	1	2	0	0	0
vs. Texas	4	0-0	.000	0-0	.00	0-0	.000	1	0	0	1	0	0	0
vs. Syracuse	2	0-1	.000	0-0	.000	0-0	.000	0	0	0	0	0	0	0
Northern Illinois	7	1-2	.500	0-0	.000	0-0	.000	5	2	0	1	1	0	2
Longwood	22	2-7	.286	0-3	.000	0-0	.000	5	1	2	1	1	0	4
at North Carolina	6	0-1	.000	0-1	.000	0-0	.000	2	1	0	0	0	0	0
UMBC	20	1-3	.333	0-2	.000	1-2	.500	3	2	1	1	0	2	3
Alcorn State	21	5-6	.833	0-1	.000	1-3	.333	6	1	0	1	0	0	11
Iowa State	16	1-3	.333	0-1	.000	2-2	1.000	3	2	0	0	1	0	4
vs. Northern Iowa	4	0-0	.000	0-0	.000	0-0	.000	0	0	1	1	0	0	0
North Florida	8	0-2	.000	0-1	.000	0-0	.000	1	3	1	0	1	1	0
at Ohio State	6	0-0	.000	0-0	.000	0-0	.000	1	1	1	0	0	0	0
Nebraska	5	1-2	.5000	0-1	.000	0-0	.000	1	1	0	1	0	0	2
Michigan State	10	0-0	.000	0-0	.000	0-0	.000	1	0	1	0	1	0	0
at Minnesota	9	1-3	.333	1-1	1.000	2-2	1.000	3	1	1	3	0	0	5
Ohio State	12	2-2	1.000	1-1	1.000	0-0	.000	1	1	0	2	0	0	5
at Wisconsin	20	2-7	.286	0-2	.000	0-2	.000	3	0	0	1	1	0	4
at Purdue	15	0-4	.000	0-1	.000	0-0	.000	3	0	0	0	0	0	0
Wisconsin	10	0-0	.000	0-0	.000	0-0	.000	0	1	0	0	0	0	0
at Michigan	10	0-0	.000	0-0	.000	2-2	1.000	1	1	0	1	0	1	2
Maryland	6	0-1	.000	0-0	.000	0-0	.000	1	1	0	2	0	0	0
Minnesota	8	1-4	.250	0-2	.000	0-0	.000	3	0	0	0	0	0	2
at Northwestern	8	0-1	.000	0-0	.000	1-2	.500	0	0	0	1	1	1	1
Rutgers	16	4-7	.571	1-2	.500	0-2	.000	6	1	1	4	0	2	9
at Nebraska	12	0-2	.000	0-1	.000	0-0	.000	2	2	1	0	0	0	0
Illinois	7	0-0	.000	0-0	.000	2-2	1.000	1	0	1	0	0	0	2
at Penn State	5	0-1	.000	0-0	.000	0-0	.000	0	1	0	0	0	0	0
at Indiana	5	0-0	.000	0-0	.000	0-0	.000	0	0	1	0	0	0	0
Northwestern	10	1-4	.250	0-2	.000	0-0	.000	1	0	1	0	0	1	2
vs. Penn State	4	0-0	.000	0-0	.000	0-0	.000	1	0	0	0	0	0	0
vs. Davidson	4	1-1	1.000	0-0	.000	0-0	.000	2	0	0	0	0	0	2
vs. Gonzaga	5	0-0	.000	0-0	.000	0-0	.000	0	0	0	0	0	0	0
<b>Totals = 33</b>	<b>331</b>	<b>26-72</b>	<b>.361</b>	<b>5-27</b>	<b>.185</b>	<b>11-21</b>	<b>.524</b>	<b>61</b>	<b>25</b>	<b>14</b>	<b>23</b>	<b>7</b>	<b>8</b>	<b>68</b>
	<b>10.0</b>							<b>1.8</b>						<b>2.1</b>

**2015-2016**

Opponent	Min.	FG-FGA	PCT	3-PT. FG	PCT	FT-FTA	PCT	REB	PF	A	TO	BLK	STL	PT
Gardner-Webb	19	3-6	.500	0-2	.000	0-1	.000	6	2	3	2	2	0	6
Coppin State*	23	7-10	.700	3-5	.600	1-2	.500	5	0	1	0	0	0	18
at Marquette	16	4-4	1.000	2-2	1.000	0-1	.000	1	2	2	1	0	3	10
vs. Dayton	14	1-4	.250	0-0	.000	2-2	1.000	1	1	1	0	1	0	4
vs. Norte Dame	9	0-0	.000	0-0	.000	0-0	.000	1	2	0	0	0	0	0
vs. Wichita State	9	0-0	.000	0-0	.000	0-0	.000	0	3	1	1	0	0	0
Florida State	19	2-4	.500	0-1	.000	2-2	1.000	5	0	0	0	0	0	6
UMKC	22	6-10	.600	1-2	.500	1-2	.500	10	1	3	1	1	0	14
Western Illinois	19	4-8	.500	2-4	.500	5-6	.833	4	1	0	0	3	1	15
at Iowa State	17	0-3	.000	0-2	.000	2-2	1.000	6	4	0	1	0	0	2
vs. Drake	28	2-8	.250	1-2	.500	2-2	1.000	8	1	2	0	0	1	7
Tennessee Tech	17	2-9	.222	0-2	.000	0-0	.000	7	0	1	2	0	0	4
Michigan State	21	2-5	.400	1-1	1.000	2-2	1.000	3	0	1	0	1	1	7
at Purdue	15	2-5	.400	2-3	.667	0-0	.000	0	1	0	0	1	0	6
Nebraska	24	3-6	.500	2-3	.667	2-4	.500	8	2	0	1	1	1	10
at Michigan State	17	4-5	.800	2-2	1.000	0-0	.000	5	3	1	1	0	0	10
Michigan	20	4-6	.667	2-2	1.000	0-0	.000	2	0	0	0	0	1	10
at Rutgers	14	1-5	.200	0-3	.000	2-2	.500	3	1	1	2	0	0	3
Purdue	21	3-7	.429	2-3	.667	0-0	.000	5	2	2	1	0	0	8
at Maryland	23	4-8	.500	1-4	.250	0-0	.000	2	2	0	2	0	1	9
Northwestern	24	1-5	.200	0-1	.000	6-10	.600	1	1	2	2	0	1	8
Penn State	20	3-8	.375	1-2	.500	1-4	.250	6	2	0	1	0	1	8
at Illinois	15	1-4	.250	1-2	.500	0-0	.000	2	1	0	0	0	0	3
at Indiana	12	0-2	.000	0-0	.000	0-2	.000	2	1	0	0	0	0	0
Minnesota	10	1-6	.167	0-0	.000	2-4	.500	2	2	0	0	1	0	4
at Penn State	14	2-3	.667	0-0	.000	0-2	.000	4	2	0	1	0	0	4
Wisconsin	21	1-4	.250	0-1	.000	0-0	.000	3	2	2	3	0	0	2
at Ohio State	17	1-2	.500	1-2	.500	3-5	.600	6	0	1	1	0	0	6
Indiana	14	0-3	.000	0-0	.000	2-2	1.00	3	1	0	0	0	0	2
at Michigan State	7	0-2	.000	0-1	.000	0-0	.000	0	0	0	0	0	0	0
vs. Illinois	17	1-3	.333	1-2	.500	0-0	.000	4	2	2	0	0	2	3
vs. Temple	20	3-9	.333	1-4	.250	0-1	.000	4	0	1	0	1	1	7
vs. Villanova	10	1-2	.500	1-2	.500	0-0	.000	0	0	0	1	0	2	3
<b>Totals = 33</b>	<b>568</b>	<b>69-166</b>	<b>.416</b>	<b>27-60</b>	<b>.450</b>	<b>34-58</b>	<b>.586</b>	<b>119</b>	<b>40</b>	<b>27</b>	<b>25</b>	<b>12</b>	<b>16</b>	<b>199</b>
	<b>17.2</b>							<b>3.6</b>						<b>6.0</b>

**2016-2017**

<b>Opponent</b>	<b>Min.</b>	<b>FG-FGA</b>	<b>PCT</b>	<b>3-PT. FG</b>	<b>PCT</b>	<b>FT-FTA</b>	<b>PCT</b>	<b>REB</b>	<b>PF</b>	<b>A</b>	<b>TO</b>	<b>BLK</b>	<b>STL</b>	<b>PT</b>
Kennesaw State	18	1-3	.333	0-2	.000	6-10	.600	5	1	0	2	0	1	8
Savannah State	13	1-4	.250	1-4	.250	0-0	.000	4	1	2	2	0	0	3
Seton Hall	25	2-5	.400	1-2	.500	3-4	.750	10	4	0	2	0	0	8
UT Rio Grande Valley	16	2-6	.333	1-2	.500	1-1	1.000	6	2	4	1	1	0	6
vs. Virginia	21	4-9	.444	1-4	.250	0-0	.000	5	1	0	5	0	0	9
vs. Memphis	26	2-5	.400	0-3	.000	2-2	1.000	4	1	1	2	0	0	6
At Notre Dame	16	0-2	.000	0-1	.000	2-2	1.000	1	0	2	1	1	0	2
Omaha	10	1-3	.333	0-1	.000	0-0	.000	1	2	1	0	1	0	2
Stetson	12	2-3	.667	0-0	.000	2-4	.500	2	1	1	0	0	1	6
Iowa State	15	1-4	.250	1-1	1.000	0-0	.000	2	0	0	0	0	0	3
vs. Northern Iowa	20	1-5	.200	0-3	.000	0-1	.000	4	1	1	1	0	0	2
North Dakota	15	1-4	.250	0-1	.000	0-0	.000	4	2	3	2	0	0	2
Delaware State	20	1-2	.500	0-0	.000	5-8	.625	7	2	1	2	0	0	7
at Purdue	10	1-2	.500	0-0	.000	0-0	.000	2	0	1	1	0	1	2
Michigan	14	1-4	.250	0-1	.000	0-0	.000	2	0	1	1	0	1	2
at Nebraska	6	1-1	1.000	0-0	.000	0-0	.000	3	0	0	0	0	0	2
Rutgers	23	2-4	.500	1-2	.500	5-8	.625	8	0	1	1	5	0	10
Purdue	15	1-3	.333	0-1	.000	0-0	.000	1	0	0	2	0	0	2
at Illinois	21	1-3	.333	1-2	.500	0-0	.000	4	1	1	0	1	0	3
Ohio State	21	1-3	.333	0-0	.000	4-6	.667	5	1	6	1	0	1	6
at Rutgers	16	2-5	.500	1-1	1.000	0-0	.000	2	1	1	1	0	0	5
Nebraska	15	2-2	1.000	1-1	1.000	2-2	1.000	3	0	1	0	0	0	7
at Minnesota	18	1-5	.200	0-3	.000	2-2	1.000	5	2	1	0	0	0	4
at Michigan State	10	1-3	.333	1-3	.333	1-2	.500	1	2	3	0	0	0	4
Illinois	12	0-2	.000	0-1	.000	0-0	.000	3	1	1	0	0	0	0
Indiana	5	0-2	.000	0-2	.000	0-0	.000	2	2	0	2	0	0	0
at Maryland	12	0-0	.000	0-0	.000	0-0	.000	2	0	1	0	0	0	0
at Wisconsin	9	0-0	.000	0-0	.000	0-0	.000	2	2	0	1	0	0	0
Penn State	4	0-0	.000	0-10	.000	0-0	.000	0	0	0	0	0	0	0
vs. Indiana	4	0-1	.000	0-0	.000	0-0	.000	0	0	0	0	0	0	0
South Dakota	10	0-2	.000	0-0	.000	0-0	.000	1	1	2	0	0	0	0
TCU	15	1-1	1.000	0-0	.000	0-0	.000	1	0	2	1	0	0	2
<b>Totals = 32</b>	<b>467</b>	<b>34-97</b>	<b>.351</b>	<b>10-42</b>	<b>.238</b>	<b>35-52</b>	<b>.673</b>	<b>102</b>	<b>31</b>	<b>38</b>	<b>31</b>	<b>9</b>	<b>5</b>	<b>113</b>
	<b>14.6</b>							<b>3.2</b>						<b>3.5</b>



**AHMAD WAGNER**

2015-2016

Opponent	Min.	FG-FGA	PCT	3-PT. FG	PCT	FT-FTA	PCT	REB	PF	A	TO	BLK	STL	PT
Gardner-Webb	9	3-4	.750	0-0	.000	0-1	.000	8	0	0	0	2	0	6
Coppin State	18	2-4	.500	0-0	.000	2-2	1.000	4	5	1	0	0	2	6
at Marquette	11	1-1	1.000	0-0	.000	0-0	.000	2	2	0	2	0	0	2
vs. Dayton	10	1-1	1.000	0-0	.000	0-2	.000	2	2	0	0	0	0	2
vs. Notre Dame	5	0-1	.000	0-0	.000	0-0	.000	1	3	0	0	1	0	0
vs. Wichita State	2	0-0	.000	0-0	.000	0-0	.000	0	1	0	0	0	0	0
Florida State	8	1-1	1.000	0-0	.000	0-1	.000	2	2	0	1	0	0	2
UMKC	17	2-3	.667	0-0	.000	5-6	.833	5	3	3	0	1	0	9
Western Illinois	10	1-1	1.000	0-0	.000	0-0	.000	2	1	0	1	0	1	2
vs. Drake	9	0-0	.000	0-0	.000	0-0	.000	2	0	0	0	1	0	0
Tennessee Tech	14	1-1	1.000	0-0	.000	1-3	.333	6	2	0	0	0	0	3
Michigan State	12	0-2	.000	0-0	.000	1-2	.500	1	0	0	0	2	0	1
at Purdue	3	0-0	.000	0-0	.000	0-0	.000	0	0	0	1	0	0	0
Nebraska	4	0-0	.000	0-0	.000	0-0	.000	1	0	0	0	0	0	0
at Michigan State	4	0-1	.000	0-0	.000	0-0	.000	2	2	0	1	1	2	0
Michigan	11	2-2	1.000	0-0	.000	1-2	.500	3	2	0	0	0	0	5
at Rutgers	10	3-3	1.000	0-0	.000	0-0	.000	0	1	0	0	1	0	6
Purdue	7	0-0	.000	0-0	.000	0-0	.000	2	2	0	0	1	0	0
at Maryland	8	1-3	.333	0-1	.000	0-1	.000	0	0	1	0	0	1	2
Northwestern	15	2-2	1.000	0-0	.000	2-3	.667	4	2	1	0	0	3	6
Penn State	18	2-2	1.000	0-0	.000	4-5	.800	5	5	0	1	1	0	8
at Illinois	10	0-0	.000	0-0	.000	2-0	1.000	1	2	0	0	0	0	2
at Indiana	5	0-1	.000	0-0	.000	0-0	.000	0	2	0	1	0	0	0
Minnesota	16	1-1	1.000	0-0	.000	0-2	.000	7	1	0	0	0	0	2
at Penn State	11	0-1	.000	0-0	.000	0-0	.000	3	3	0	1	1	0	0
Wisconsin	5	0-1	.000	0-0	.000	0-0	.000	0	1	0	0	0	0	0
at Ohio State	13	1-2	.500	0-0	.000	0-0	.000	3	2	0	0	0	0	2
Indiana	17	5-6	.833	0-0	.000	1-3	.333	9	1	0	2	0	0	11
at Michigan	11	1-1	1.000	0-0	.000	0-0	.000	2	1	0	0	0	0	2
vs. Illinois	6	0-0	.000	0-0	.000	0-0	.000	0	0	0	0	0	0	0
vs. Temple	10	1-1	1.000	0-0	.000	0-0	.000	4	1	0	0	0	0	2
vs. Villanova	13	1-1	1.000	0-0	.000	0-2	.000	3	0	0	0	1	0	2
<b>Totals = 32</b>	<b>322</b>	<b>32-47</b>	<b>.681</b>	<b>0-1</b>	<b>.000</b>	<b>19-37</b>	<b>.514</b>	<b>84</b>	<b>49</b>	<b>6</b>	<b>11</b>	<b>13</b>	<b>9</b>	<b>83</b>
	<b>10.1</b>							<b>2.6</b>						<b>2.6</b>

2016-2017

Opponent	Min.	FG-FGA	PCT	3-PT. FG	PCT	FT-FTA	PCT	REB	PF	A	TO	BLK	STL	PT
Kennesaw State	24	4-4	1.000	0-0	.000	4-5	.800	5	2	4	2	4	2	12
Savannah State	16	1-4	.250	0-0	.000	2-4	.500	9	4	3	1	0	0	4
Seton Hall	20	0-1	.000	0-0	.000	1-4	.250	2	3	0	1	0	0	1
UT Rio Grande Valley	10	0-0	.000	0-0	.000	3-6	.500	3	1	0	1	0	1	3
vs. Virginia	18	1-3	.333	0-0	.000	0-0	.000	0	2	2	1	0	2	2
vs. Memphis	13	1-2	.500	0-0	.000	2-2	1.000	5	4	2	1	0	0	4
at Notre Dame	6	0-2	.000	0-0	.000	0-0	.000	0	3	1	0	0	0	0
Omaha	24	1-7	.143	0-1	.000	2-4	.500	8	3	2	0	1	2	4
Stetson	13	3-4	.750	0-0	.000	2-5	.400	6	2	1	0	2	0	8
Iowa State	21	1-2	.500	0-0	.000	2-4	.500	5	3	2	2	0	0	4
vs. Northern Iowa	26	3-6	.500	0-0	.000	0-0	.000	4	3	2	3	0	1	6
North Dakota	21	3-6	.500	0-0	.000	2-4	.500	0	3	2	1	1	1	8
Delaware State	22	5-5	1.000	0-0	.000	2-6	.333	4	2	3	1	2	2	12
at Purdue	13	0-2	.000	0-0	.000	0-0	.000	1	0	0	0	1	1	0
Michigan	14	1-4	.250	0-0	.000	0-0	.000	3	1	0	1	0	1	2
at Nebraska	8	1-3	.333	0-0	.000	0-0	.000	1	2	0	0	0	1	2
Rutgers	4	1-1	1.000	0-0	.000	0-0	.000	0	1	1	0	0	0	2
Purdue	9	2-3	.667	0-0	.000	0-0	.000	0	2	0	1	0	0	4
at Northwestern	13	1-1	1.000	0-0	.000	0-2	.000	1	2	5	1	0	0	2
Maryland	15	3-5	.600	0-0	.000	6-8	.750	6	2	2	0	0	1	12
at Illinois	21	5-8	.625	0-0	.000	2-5	.400	5	4	3	0	1	1	12
Ohio State	17	2-5	.400	0-1	.000	0-2	.000	6	1	1	1	0	0	4
at Rutgers	21	4-5	.800	0-0	.000	1-4	.250	2	2	1	3	0	2	9
Nebraska	15	3-8	.375	0-0	.000	0-1	.000	3	1	1	1	1	1	6
at Minnesota	13	2-4	.500	0-0	.000	1-3	.333	4	3	0	1	0	0	5
at Michigan State	23	3-5	.600	0-0	.000	1-3	.333	4	1	1	1	0	2	7
Illinois	12	1-3	.333	0-0	.000	2-2	1.000	4	1	0	0	1	0	4
Indiana	10	1-1	1.000	0-0	.000	0-0	.000	1	2	1	2	0	0	2
at Maryland	13	1-5	.200	0-0	.000	0-0	.000	5	2	2	0	0	0	2
at Wisconsin	16	1-1	1.000	0-0	.000	0-0	.000	3	3	0	0	0	2	2
Penn State	23	1-4	.250	0-0	.000	1-1	1.000	3	1	0	0	0	2	3
vs. Indiana	13	2-2	1.000	0-0	.000	0-1	.000	3	0	1	1	0	0	4
South Dakota	19	3-3	1.000	0-0	.000	0-0	.000	7	3	0	2	0	1	6
TCU	19	2-4	.500	0-0	.000	2-6	.333	4	2	3	1	0	1	6
<b>Totals = 34</b>	<b>545</b>	<b>63-123</b>	<b>.512</b>	<b>0-2</b>	<b>.000</b>	<b>38-82</b>	<b>.463</b>	<b>116</b>	<b>71</b>	<b>46</b>	<b>30</b>	<b>14</b>	<b>27</b>	<b>164</b>
	<b>16.0</b>							<b>3.4</b>						<b>4.8</b>



Overall: 19-15

Big Ten: 10-8

Home: 15-5

Away: 3-7

Neutral: 1-3

Date	Opponent	Result	Attend.	Top Scorer	Top Rebounder
Nov. 11	Kennesaw State	W, 91-74	13,007	27, Peter Jok	10, Tyler Cook
Nov. 13	Savannah State	W, 116-84	11,371	23, Brady Ellingson	9, Wagner/Pemsl
Nov. 17	Seton Hall	L, 83-91	10,391	30, Peter Jok	11, Peter Jok
Nov. 20	UT Rio Grande	W, 95-67	11,596	27, Peter Jok	7, Nicholas Baer
^ Nov. 25	vs. Virginia	L, 41-74	2,196	13, Peter Jok	6, Cook/Baer
^ Nov. 26	vs. Memphis	L, 92-100	2,196	42, Peter Jok	7, Tyler Cook
Nov. 29	at Notre Dame	L, 78-92	7,660	23, Jordan Bohannon	12, Nicholas Baer
Dec. 3	Omaha	L, 89-98	11,618	33, Peter Jok	10, Peter Jok
Dec. 5	Stetson	W, 95-68	9,839	21, Jok/Moss	8, Jok/Pemsl
+ Dec. 8	Iowa State	W, 78-64	13,956	23, Peter Jok	9, Peter Jok
# Dec. 17	vs. Drake	W, 69-46	15,028	21, Peter Jok	11, Nicholas Baer
Dec. 20	North Dakota	W, 84-73	11,099	18, Bohannon/Jok	11, Cordell Pemsl
Dec. 22	Delaware State	W, 89-57	11,886	17, Peter Jok	7, Dailey/Uhl
* Dec. 28	at Purdue	L, 67-89	14,804	13, Peter Jok	7, Nicholas Baer
* Jan. 1	Michigan	W, 86-83 (OT)	13,988	25, Peter Jok	8, Cook/Pemsl
* Jan. 5	at Nebraska	L, 90-93 (2 OT)	14,939	34, Peter Jok	11, Nicholas Baer
* Jan. 8	Rutgers	W, 68-62	11,347	18, Peter Jok	11, Peter Jok
* Jan. 12	Purdue	W, 83-78	10,752	29, Peter Jok	10, Nicholas Baer
* Jan. 15	at Northwestern	L, 54-89	7,732	14, Cook/Kriener	5, Tyler Cook
* Jan. 19	Maryland	L, 76-84	11,040	14, Peter Jok	7, Tyler Cook
* Jan. 25	at Illinois	L, 64-76	11,787	12, Baer/Wagner	7, Nicholas Baer
* Jan. 28	Ohio State	W, 85-72	15,138	17, Brady Ellingson	8, Nicholas Baer
* Jan. 31	at Rutgers	W, 83-63	4,389	17, Jordan Bohannon	7, Cordell Pemsl
* Feb. 5	Nebraska	W, 81-70	13,495	15, Jordan Bohannon	6, Nicholas Baer
* Feb. 8	at Minnesota	L, 89-101 (2 OT)	11,481	28, Peter Jok	9, Peter Jok
* Feb. 11	at Michigan State	L, 66-77	14,797	13, Cook/Jok	7, Cordell Pemsl
* Feb. 18	Illinois	L, 66-70	15,400	16, Peter Jok	10, Peter Jok
* Feb. 21	Indiana	W, 96-90 (OT)	11,372	35, Peter Jok	7, Nicholas Baer
* Feb. 25	at Maryland	W, 83-69	17,615	24, Jordan Bohannon	10, Tyler Cook
* March 2	at Wisconsin	W, 59-57	17,287	14, Nicholas Baer	8, Tyler Cook
* March 5	Penn State	W, 90-79	15,400	21, Peter Jok	10, Baer/Cook
% March 9	vs. Indiana	L, 73-95	12,408	23, Jordan Bohannon	11, Cordell Pemsl
~ March 15	South Dakota	W, 87-75	12,864	20, Peter Jok	8, Tyler Cook
~ March 17	TCU	L, 92-94	15,400	25, Jordan Bohannon	10, Nicholas Baer

^ - Emerald Coast Classic - Niceville, Florida

+ - Iowa Corn Cy-Hawk Series

# - Hy-Vee Big Four Classic -- Des Moines, Iowa

\* - Big Ten Conference Game

% - Big Ten Tournament -- Washington, D.C.

~ - National Invitation Tournament -- Iowa City, Iowa

Attendance Summary	Games	Totals	Average
Home	20	250,959	12,548
Away	10	122,491	12,249
Neutral	4	31,828	7,957
<b>Totals</b>	<b>34</b>	<b>405,278</b>	<b>11,920</b>



OVERALL GAMES: 19-15

Player	GP-GS	FG-FGA	PCT	3-pt.		FT-FTA	PCT	REB	AVG	PF-D	AST	TO	BK	ST	PTS	AVG	MIN
				FG-FGA	PCT												
Jok	32-32	199-467	.426	84-221	.380	154-169	.911	176	5.5	70-1	84	80	3	34	636	19.9	30.7
Cook	27-26	128-231	.554	2-8	.250	73-122	.598	143	5.5	67-0	26	65	11	18	331	12.3	24.5
Bohannon	34-28	118-304	.388	89-214	.416	47-55	.855	76	2.2	55-0	175	76	2	29	372	10.9	29.6
Pemsl	34-14	116-188	.617	0-1	.000	69-120	.575	169	5.0	84-0	37	53	24	25	301	8.9	19.3
Uhl	32-7	34-97	.351	10-42	.238	35-52	.673	102	3.2	31-0	38	31	9	5	113	3.5	14.6
Moss	34-28	84-204	.412	29-81	.358	23-31	.742	55	1.6	42-1	29	36	13	19	220	6.5	17.1
Baer	34-10	91-203	.448	46-116	.397	27-44	.614	197	5.8	78-1	59	27	43	48	255	7.5	23.8
Ellingson	34-0	49-111	.441	32-68	.471	18-18	1.000	39	1.1	28-0	37	14	0	11	148	4.4	14.2
Wagner	34-18	63-123	.512	0-2	.000	38-82	.463	116	3.4	71-0	46	30	14	27	164	4.8	16.0
Kriener	28-0	38-69	.551	1-5	.200	9-15	.600	61	2.2	39-0	11	18	9	6	86	3.1	8.4
Williams	34-6	32-92	.348	2-13	.154	14-27	.519	53	1.6	29-0	53	30	1	26	80	2.4	12.8
Dailey	12-0	10-22	.455	4-12	.333	3-6	.500	19	1.6	6-0	5	5	1	4	27	2.3	7.7
Jones	5-1	1-8	.125	1-7	.143	0-0	.000	4	0.8	5-0	1	2	0	0	3	0.6	3.0
Rose	7-0	1-3	.333	0-1	.000	0-0	.000	1	0.1	3-0	1	1	0	0	2	0.3	1.3
Team								115				13					
<b>TOTAL</b>	<b>34</b>	<b>964-2122</b>	<b>.454</b>	<b>300-791</b>	<b>.379</b>	<b>510-741</b>	<b>.688</b>	<b>1305</b>	<b>34.8</b>	<b>610-3</b>	<b>602</b>	<b>472</b>	<b>130</b>	<b>252</b>	<b>2738</b>	<b>80.5</b>	<b>40.0</b>
<b>OPP.</b>	<b>34</b>	<b>976-2156</b>	<b>.445</b>	<b>289-807</b>	<b>.358</b>	<b>413-603</b>	<b>.685</b>	<b>1302</b>	<b>38.3</b>	<b>673-18</b>	<b>587</b>	<b>486</b>	<b>117</b>	<b>265</b>	<b>2654</b>	<b>78.1</b>	<b>40.0</b>

Score by Periods:	1	2	OT	OT2	Total
Iowa	1306	1363	57	12	2738
Opponents	1225	1352	50	27	2654

BIG TEN GAMES ONLY: 10-8

Player	G-GS	FG-FGA	PCT	3-pt.		FT-FTA	PCT	REB	AVG	PF/D	AST	TO	BK	ST	PTS	AVG	MIN
				FG-FGA	PCT												
Jok	16-16	85-214	.397	33-99	.333	88-96	.917	84	5.3	38-1	48	48	2	18	291	18.2	31.6
Cook	18-17	78-153	.510	1-2	.500	50-72	.633	91	5.1	49-0	15	38	6	15	207	11.5	23-9
Bohannon	18-18	61-157	.389	45-113	.398	24-28	.857	42	2.3	29-0	80	36	2	20	191	10.6	30.5
Pemsl	18-8	54-98	.551	0-0	.000	38-58	.655	79	4.4	44-0	19	30	12	13	146	8.1	19.7
Uhl	32-7	34-97	.351	10-42	.238	35-52	.673	102	3.2	31-0	38	31	9	5	113	3.5	14.6
Moss	18-18	37-102	.363	10-29	.345	11-14	.786	25	1.4	19-0	12	20	4	7	95	5.3	16.8
Baer	18-2	55-119	.462	29-67	.433	6-15	.400	109	6.1	36-0	33	16	24	26	145	8.1	26.0
Ellingson	18-0	25-66	.379	19-42	.452	6-6	1.000	25	1.4	10-0	31	7	0	8	75	4.2	15.6
Wagner	18-10	33-68	.485	0-1	.000	14-31	.452	52	2.9	31-0	18	12	4	14	80	4.4	14.4
Kriener	15-0	25-46	.543	1-3	.333	3-4	.750	32	2.1	23-0	7	10	5	2	54	3.6	9.3
Williams	18-0	18-51	.353	0-4	.000	10-21	.476	6	1.5	14-0	22	15	0	15	46	2.6	11.7
Dailey	4-0	2-4	.500	0-1	.000	2-2	1.000	1	0.3	3-0	2	2	0	1	6	1.5	6.0
Jones	4-1	1-7	.143	1-7	.143	0-0	.000	3	0.8	4-0	0	1	0	0	3	0.6	3.3
Rose	1-0	0-0	.000	0-0	.000	0-0	.000	1	0.0	0-0	0	0	0	0	0	0.0	0-0
Team								61				6					
<b>IOWA</b>	<b>18</b>	<b>488-1123</b>	<b>.435</b>	<b>144-385</b>	<b>.374</b>	<b>266-374</b>	<b>.711</b>	<b>671</b>	<b>37.3</b>	<b>312-1</b>	<b>305</b>	<b>247</b>	<b>65</b>	<b>142</b>	<b>1386</b>	<b>77.0</b>	<b>40.0</b>
<b>OPP.</b>	<b>18</b>	<b>527-1150</b>	<b>.458</b>	<b>155-442</b>	<b>.351</b>	<b>193-285</b>	<b>.677</b>	<b>694</b>	<b>38.6</b>	<b>347-12</b>	<b>340</b>	<b>265</b>	<b>75</b>	<b>142</b>	<b>1402</b>	<b>77.9</b>	<b>40.0</b>

Score by Periods:	1	2	OT	2 OT	Total
Iowa	630	695	49	12	1386
Opponents	651	684	40	27	1402



CATEGORY	IOWA		OPPONENTS	
<u>Points</u>	High	116 Savannah State	101	Minnesota
	Low	41 Virginia	46	Northern Iowa
<u>FG Made</u>	High	42 Savannah State	40	Memphis
	Low	15 Virginia	15	Northern Iowa
<u>FG Att.</u>	High	87 Savannah State	82	Minnesota
	Low	48 Virginia	53	2x, last by Maryland
<u>FG%</u>	High	.569 Delaware State	.603	Indiana
	Low	.313 Virginia	.242	Delaware State
<u>3FG Made</u>	High	18 Savannah State	12	3x, last by Indiana
	Low	4 3x, last vs. Michigan State	3	Nebraska
<u>3FG Att.</u>	High	43 Savannah State	35	Michigan
	Low	12 North Dakota	15	3x, last by Rutgers
<u>3FG%</u>	High	.615 Maryland	.600	Indiana
	Low	.190 Michigan State	.150	Nebraska
<u>FTM</u>	High	39 Indiana	30	Notre Dame
	Low	5 Virginia	2	Rutgers
<u>FTA</u>	High	47 Indiana	35	Nebraska
	Low	7 Wisconsin	4	Rutgers
<u>FT% (min. 10)</u>	High	1.000 Purdue	.909	Notre Dame
	Low	.421 TCU	.357	Wisconsin
<u>Off. Reb.</u>	High	20 Maryland	20	Minnesota
	Low	5 Delaware State	6	3x, last by Indiana
<u>Def. Reb.</u>	High	37 Stetson	33	Minnesota
	Low	21 Indiana	18	Memphis/ South Dakota
<u>Total Reb.</u>	High	52 2x, last vs. Stetson	53	Minnesota
	Low	24 Northwestern	27	Wisconsin
<u>Assists</u>	High	33 Savannah State	29	Northwestern
	Low	8 Virginia	9	4x, last by Wisconsin
<u>Steals</u>	High	15 Rutgers	14	2x, last by Maryland
	Low	3 2x, last vs. Illinois	3	Stetson
<u>Blocks</u>	High	9 Rutgers	14	Minnesota
	Low	0 Northwestern	0	2x, last by Ohio State
<u>Turnovers</u>	High	19 Nebraska/Wisconsin	26	UT Rio Grande Valley
	Low	5 Stetson	5	Virginia
<u>Fouls</u>	High	26 Minnesota	35	Indiana
	Low	12 3x, last at Maryland	12	Northern Iowa

<b>GAME-BY-GAME SPECIALTY STATS</b>					
Date	Opponent	Pts. Off	Pts. in	2nd	Bench
		TO's	Paint	Chance	Points
IA-Opp.	IA-Opp.	IA-Opp.	IA-Opp.	IA-Opp.	IA-Opp.
11/11	Kennesaw State	27-11	34-30	14-14	36-20
11/13	Savannah State	29-16	44-38	23-8	76-42
11/17	Seton Hall	15-21	24-50	9-10	9-28
11/20	UTRGV	41-9	32-24	7-16	39-22
11/25	vs. #6/7 Virginia	3-19	12-32	7-18	9-31
11/26	vs. Memphis	11-21	32-54	11-20	20-16
11/29	at Notre Dame	19-7	22-24	5-12	9-12
12/3	Omaha	14-14	26-40	13-20	9-37
12/5	Stetson	8-5	50-20	23-9	28-35
12/8	#25/25 Iowa State	9-5	28-24	3-11	18-19
12/17	vs. Northern Iowa	8-5	34-14	11-1	19-16
12/20	North Dakota	20-16	30-38	10-10	29-9
12/22	Delaware State	33-12	38-16	4-13	21-0
12/28	at #15/15 Purdue	20-7	38-40	5-2	38-21
1/1	Michigan	8-11	36-36	13-15	18-22
1/5	at Nebraska	20-26	38-36	27-5	9-14
1/8	Rutgers	15-19	26-40	7-13	17-15
1/12	#17/19 Purdue	12-5	40-20	12-9	20-25
1/15	at Northwestern	6-16	18-42	5-9	26-16
1/19	#25/25 Maryland	30-19	32-36	19-7	8-7
1/25	at Illinois	10-9	38-18	13-6	40-31
1/28	Ohio State	18-6	34-38	17-6	44-20
1/31	at Rutgers	20-12	38-40	18-8	33-32
2/5	Nebraska	13-14	34-40	7-22	33-14
2/8	at Minnesota	17-24	32-50	21-22	20-18
2/11	at Michigan State	21-11	30-36	11-18	31-35
2/18	Illinois	12-18	22-32	11-10	19-26
2/21	Indiana	25-18	34-32	14-14	36-21
2/25	at #24/24 Maryland	22-11	28-28	30-6	23-20
3/2	at #21/22 Wisconsin	6-10	24-24	8-10	24-4
3/5	Penn State	15-16	34-40	27-11	42-14
3/9	vs. Indiana (BTT)	18-22	32-46	4-5	17-35
3/15	South Dakota (NIT)	14-16	40-30	18-7	11-8
3/16	TCU (NIT)	15-28	30-52	7-16	23-21
<b>AVG.</b>		<b>16.8</b>	<b>31.7</b>	<b>12.7</b>	<b>24.5</b>

**IOWA AND OPPONENT INDIVIDUAL HIGH PERFORMANCES**

CATEGORY	IOWA	OPPONENTS
<u>Points</u>	42 Peter Jok vs. Memphis	35 Dedric Lawson (Memphis)
<u>Field Goals Made</u>	12 (12-24) Peter Jok at Nebraska	15 Dedric Lawson (Memphis)
<u>Field Goals Attempted</u>	24 (12-24) Peter Jok at Nebraska	22 Dedric Lawson (Memphis)
<u>Field Goal Percentage (min. 5 made)</u>	1.000 (8-8) 4x, last by Cook vs USD	.833 (10-12) Josh Reaves (Penn State)
<u>3-Point Field Goals Made</u>	8 Bohannon vs. Maryland/Jok vs. Memphis	7 2x, last by Glynn Watson, Jr. (Nebraska)
<u>3-Point Field Goals Attempted</u>	15 (7-15) Jordan Bohannon vs. Notre Dame	12 (5-12) Antonio Green (UTRGV)
<u>3-Point Field Goals Pct. (min. 4 made)</u>	.800 (8-10) Jordan Bohannon vs. Maryland	.875 (7-8) Glynn Watson, Jr. (Nebraska)
<u>Free Throws Made</u>	22 (22-23) Peter Jok vs. Indiana	12 (12-12) Bonzie Colson (Notre Dame)
<u>Free Throws Attempted</u>	23 (22-23) Peter Jok vs. Indiana	12 2x, last by Tai Webster (Nebraska)
<u>Free Throw Pct. (min. 7 made)</u>	1.000 (9-9) 5x, last by Peter Jok vs. Minnesota	1.000 (8-8) 2x, last by Vincent Edwards (Purdue)
<u>Offensive Rebounds</u>	6 2x, last by Tyler Cook vs. Maryland	6 5x, last by Jordan Murphy (Minnesota)
<u>Defensive Rebounds</u>	10 Peter Jok vs. Rutgers	11 Bonzie Colson (Notre Dame)
<u>Total Rebounds</u>	12 Nicholas Baer vs. Notre Dame	19 Jordan Murphy (Minnesota)
<u>Assists</u>	13 Jordan Bohannon vs. TCU	11 2x, last by Alex Robinson (TCU)
<u>Steals</u>	5 Isaiah Moss vs. Indiana	6 Justin Jackson (Maryland)
<u>Blocks</u>	6 Nicholas Baer at Nebraska	6 Reggie Lynch (Minnesota)
<u>Turnovers</u>	7 Tyler Cook vs. TCU	8 Anthony Cowan (Maryland)



**Season Bests**

<b><u>Player</u></b>	<b><u>Points</u></b>	<b><u>3-Pointers</u></b>	<b><u>Rebounds</u></b>	<b><u>Assists</u></b>	<b><u>Blocks</u></b>	<b><u>Steals</u></b>
Nicholas Baer	20, Penn State	4, twice	12, Notre Dame	6, Savannah State	6, Nebraska	4, Rutgers
Jordan Bohannon	25, TCU	8, Maryland	5, three times	13, TCU	1, Nebraska	4, twice
Tyler Cook	24, Seton Hall	1, twice	10, three times	3, South Dakota	2, Memphis	3, Rutgers
Maishe Dailey	8, Delaware State	2, twice	7, Delaware State	2, Delaware State	1, Savannah State	2, Savannah State
Brady Ellingson	23, Savannah State	5, Ohio State	4, twice	5, twice	---	2, Minnesota
Peter Jok	42, Memphis	8, Memphis	11, twice	8, twice	1, three times	4, Maryland
Dale Jones	3, Penn State	1, Penn State	2, Maryland	1, Seton Hall	---	---
Ryan Kriener	14, twice	1, Northwestern	7, Ohio State	2, twice	3, twice	1, six times
Isaiah Moss	21, Stetson	5, Stetson	6, Stetson	5, Notre Dame	2, three times	5, Indiana
Cordell Pems	21, Stetson	---	11, twice	5, Ohio State	3, Rutgers	4, South Dakota
Charlie Rose	---	---	1, Kennesaw State	1, Delaware State	---	---
Dom Uhl	9, Virginia	1, eight times	10, Seton Hall	6, Ohio State	5, Rutgers	1, five times
Ahmad Wagner	12, four times	---	9, Savannah State	5, Northwestern	4, Kennesaw State	3, Rutgers
Christian Williams	10, Indiana	2, Seton Hall	6, Stetson	6, Penn State	1, Kennesaw State	3, three times

**Career Bests**

<b><u>Player</u></b>	<b><u>Points</u></b>	<b><u>3-Pointers</u></b>	<b><u>Rebounds</u></b>	<b><u>Assists</u></b>	<b><u>Blocks</u></b>	<b><u>Steals</u></b>
Nicholas Baer	20, Penn State, '17	4, three times	12, Notre Dame '16	6, Savannah St, '16	6, twice	4, Rutgers, '17
Jordan Bohannon	25, TCU, '17	8, Maryland, '17	5, three times	13, TCU, '17	1, Nebraska '17	4, twice
Tyler Cook	24, Seton Hall, '16	1, twice	10, three times	3, South Dakota, '17	2, Memphis, '16	3, Rutgers, '17
Maishe Dailey	8, Delaware St, '16	2, twice	7, Delaware St, '16	1, twice	1, Savannah St, '16	2, Savannah St, '16
Brady Ellingson	23, Savannah St, '16	5, Ohio State, '17	4, Ohio State, '17	5, twice	---	2, Minnesota, '17
Peter Jok	42, Memphis, '16	8, Memphis, '16	11, Seton Hall, '16	8, twice	1, eleven times	4, twice
Dale Jones	16, Coppin St, '15	4, Coppin St, '15	7, Coppin St, '15	2, Coppin St, '15	1, twice	1, Dayton, '15
Ryan Kriener	14, twice	1, NU, '17	7, Ohio State	2, twice	3, twice	1, six times
Isaiah Moss	21, Stetson, '16	5, Stetson, '16	6, Stetson, '16	5, Notre Dame	2, three times	5, Indiana, '17
Cordell Pems	21, Stetson, '16	---	11, twice	5, Ohio State, '17	3, Rutgers, '17	4, South Dakota, '17
Charlie Rose	3, NDSU, '14	1, NDSU, '14	1, KSU, '16	1, twice	---	---
Dom Uhl	18, Coppin St, '15	3, Coppin St, '15	10, twice	6, Ohio State, '17	5, Rutgers, '17	3, Marquette, '15
Ahmad Wagner	12, four times	---	9, twice	5, Northwestern, '17	4, KSU, '16	3, Northwestern, '16
Christian Williams	10, Indiana, '17	2, Seton Hall, '16	6, Stetson, '16	6, Penn State, '17	1, KSU, '16	3, three times



*Capacity crowds at the 15,400-seat Carver-Hawkeye Arena are the norm in Iowa City. Iowa has ranked in the Top 25 in national attendance each of the last five years.*



**2016-17 IOWA HAWKEYE FINAL NOTES**

- Iowa won 19 games and advanced to the second round of the NIT before falling to eventual champion, TCU. The Hawkeyes have advanced to a postseason tournament each of the last six seasons (3 NCAA, 3 NIT).
- Iowa is one of only three teams to have posted a Big Ten record of .500 or better each of the last five seasons (Michigan State and Wisconsin).
- Iowa had four players score 300 points or more (Peter Jok, Jordan Bohannon, Cordell Pems, Tyler Cook) for the first time since the 2004-05 season (Jeff Horner, Pierre Pierce, Adam Haluska, and Greg Brunner).
- Tyler Cook made all seven field goals against TCU, ending the season with an active 18 consecutive field goals made streak, dating back to the second half of the Indiana game (March 9).
- Iowa averaged 12 three-point field goals made over a span of its final six games.
- Peter Jok became Iowa's fifth Big Ten scoring champion, and first in 10 years, averaging 19.9 points per contest. Purdue forward Caleb Swanigan was second, averaging 18.5 points.
- Jordan Bohannon became the first Hawkeye to post back-to-back-to-back double-doubles in points in school history. Bohannon is the first Hawkeye to post three straight double-doubles since Greg Brunner (five straight) in 2006.
- Iowa had five RPI Top-50 wins this season: Purdue (18), Iowa State (21), Michigan (23), Wisconsin (30), and Maryland (38). The Maryland and Wisconsin wins came on the road.
- Fran McCaffery and his coaching staff are the first in program history to win 18 games or more in six straight seasons. Furthermore, McCaffery's 137 victories rank second behind Tom Davis (152) for most in the first seven seasons as Iowa's head coach.
- Peter Jok is the first Big Ten player to win at least one game in all 14 Big Ten arenas during his career. Winning at the Kohl Center in Wisconsin (March 2), completed the sweep for Jok.
- Iowa ranked first in the Big Ten in steals (7.4) and scoring offense (80.5), and second in assists (17.7).
- Nicholas Baer is the only Division I men's basketball player in 2016-17 and the only Big Ten player the last 25 years to amass 250+ points, 40+ blocked shots, 45+ steals, and 45+ 3-pointers in a single-season.
- Nicholas Baer is one of only four Hawkeyes to ever lead the team in steals (48) and rebounding (197) in the same season (Eric May in 2010; Ryan Bowen in 1998; Greg Stokes in 1985).
- Jordan Bohannon and Ohio State's D'Angelo Russell (2015) are the only freshmen nationally over the last 25 years to register 175+ assists and 85+ 3-pointers.
- Peter Jok scored 636 points, a total that ranks seventh best in Iowa single-season annals.
- Jordan Bohannon sank eight 3-pointers (8-of-10) in Iowa's win at No. 24/24 Maryland. The eight triples are the most by a freshman in a single game in Iowa history and one shy of the single-game school record.
- Senior Peter Jok (84) and freshman Jordan Bohannon (89) became the first Iowa duo to sink 75-or-more 3-pointers in the same season in school history.
- Freshmen Cordell Pems, Jordan Bohannon, Tyler Cook, and Isaiah Moss accounted for 44.7 percent of Iowa's offense. Three of Iowa's top four scorers were true freshmen; Tyler Cook was second (12.3), followed by Jordan Bohannon (10.9), and Cordell Pems (8.9).
- Iowa's 16 3-pointers made versus TCU were the most by an Iowa team in a postseason game and were two from the school record set against Savannah State on Nov. 13, 2016.

- Peter Jok has scored 30+ points five times in 2016-17, a total that ties Washington's Markelle Fultz for the most by a player from a Power 5 conference. Jok ranked fourth among players from Power 5 conferences in scoring (19.9).
- Peter Jok won the College 3-Point Championships at festivities held at the Final Four in Phoenix on March 30. Jok defeated DeWayne Russell of Grand Canyon University in the final round, 20-16. Jok becomes the first Hawkeye to win the competition in school history.
- Peter Jok's five 30-point games in 2016-17 tie for third best in a single-season at Iowa since 1970. Jok was an Associated Press honorable mention All-American.
- Peter Jok averaged 27.5 points, made all 12 free throws and was 11-of-19 from 3-point range, in two games at the Emerald Coast Classic. His efforts earned the senior all-tournament team recognition. Jok poured in a career-best 42 points against Memphis in the third place game.
- Iowa returns 76.7 percent of its scoring and 86.2 percent of its rebounding next season.
- The Hawkeyes finished the season ranked 23rd nationally in average attendance, averaging 12,548 fans at 20 home games. Iowa has ranked in the Top 25 in attendance each of the last five seasons.

**4 HAWKEYES EARN ALL-BIG TEN RECOGNITION**

Peter Jok was named first-team All-Big Ten by both conference head coaches and media. Nicholas Baer was voted the Big Ten Sixth Man of the Year by the head coaches, while Jordan Bohannon and Tyler Cook were both voted to the Big Ten All-Freshman Team by the coaches. Baer was also named Iowa's men's basketball Sportsmanship Award recipient. Iowa is the only Big Ten team with two players named to the All-Big Ten Freshman Team; this year is the first time in program history that the Hawkeyes had two players on the Big Ten All-Freshman Team (honor began in 2003).

Jok is the fourth Hawkeye to earn All-Big Ten first team accolades the last four seasons, joining Roy Devyn Marble (2014), Aaron White (2015), and Jarrod Uthoff (2016). It marks the second time in program history that Iowa has had at least one player on the first-team all-league team four consecutive seasons: Herb Wilkinson (1945-47), Clayton Wilkinson (1946), and Murray Wier (1948).

**FINISHING STRONG**

Iowa won four straight games to end the regular season. The Hawkeyes ranked among the best in the league over the last half (nine games) of conference play: Purdue (8-1), Minnesota (8-1), Iowa (6-3), Michigan (6-3).

Furthermore, Iowa posted a 3-2 record against the top three teams in the Big Ten standings (Purdue, Wisconsin, and Maryland). The Hawkeyes beat each of those three teams once, including recording road victories at No. 24 Maryland (83-69) and No. 21 Wisconsin (59-57).

**IOWA HAD WINS OVER CONFERENCE TOURNAMENT CHAMPIONS**

Iowa posted wins over three conference tournament champions this year: Iowa State (78-64) on Dec. 8; North Dakota (84-73) on Dec. 20; and Michigan (86-83, OT) on Jan. 1.

**HAWKEYES IN OVERTIME**

For the first time in school history, the Hawkeyes played five overtime games (Michigan, Nebraska, Minnesota, Indiana, TCU), two of which were in double overtime (Nebraska, Minnesota).

Iowa was 2-3 in overtime games, winning two in a season for the first time since the 2008-09 season.



### **PETER JOK WINS 3-POINT CHAMPIONSHIPS**

Iowa senior Peter Jok celebrated his birthday and wore his Hawkeye jersey one final time by winning the College 3-Point Championships event held as part of the festivities at the NCAA Final Four on March 30. Jok became the first Hawkeye to win the event.

Jok had to fight off the hometown favorite to win the title. Jok registered a score of 20 in the final round, edging past DeWayne Russell of Grand Canyon College (15), who was competing in his home gymnasium.

In taking the title, Jok defeated a field that also included Bryce Alford of UCLA, Torian Graham of Arizona State, Villanova's Kris Jenkins, Matt Jones of Duke, Iowa State's Naz Mitrou-Long, and Michigan's Derrick Walton, Jr.

Jok had the highest score of the first round, scoring 21 points to finish ahead of Russell (19), Jones (19) and Walton (18).

In the semifinals, Jok registered a score of 22 points to advance to the finals against Russell (22). Walton (15) and Jones (14) failed to advance to the finals.

In the finals, Jok shot first and posted his winning score ahead of Russell, while head coach Fran McCaffery and his staff watched from the sidelines.

In the final event of the 3-point contest, Jok competed against women's champion Kindred Wesemann of Kansas State, with both posting a score of 16.

### **DOUBLE TROUBLE**

Prior to the 2016-17 season, two Iowa freshmen scored 20+ points in the same game only twice in program history: Dick Ives (43) and David Danner (32) versus Chicago on Feb. 5, 1944 and Ronnie Lester (20) and Larry Olsthoorn (20) versus Michigan on Jan. 17, 1977.

Iowa accomplished the feat twice this past season. First by rookie duos Cordell Pemsil (21) and Isaiah Moss (21) versus Stetson. Jordan Bohannon (24) and Tyler Cook (21) became the fourth Hawkeye duo to accomplish the feat -- first to do so in a road game -- in school history at Maryland (Feb. 25).

### **BENCH SQUAD**

Iowa's bench played a pivotal part of its success in 2016-17. In 34 games, Hawkeye reserves average 24.5 points per game. During Iowa's four-game win streak to end the regular season, the bench averaged 31.3 points per contest.

### **JOK NAMED SENIOR CLASS AWARD ALL-AMERICAN**

Iowa guard Peter Jok was named a Senior CLASS Award Second Team All-American.

An acronym for Celebrating Loyalty and Achievement for Staying in School, the Senior CLASS Award focuses on the total student-athlete and encourages students to use their platform in athletics to make a positive impact as leaders in their communities. To be eligible for the award, a student-athlete must be classified as an NCAA Division I senior and have notable achievements in four areas of excellence: community, classroom, character and competition.

Joining Jok on the second team include: Jaron Blossomgame (Clemson), Evan Bradds (Belmont), Nigel Hayes (Wisconsin), and Tim Kempton (Lehigh). First team honorees include: Josh Hawkins (Washington State), Amile Jefferson (Duke), Przemek Karnowski (Gonzaga), and Frank Mason (Kansas). Villanova's Josh Hart was recognized as the Senior CLASS Award winner for the 2016-17 season.

### **BOHANNON NAMED BIG TEN FRESHMAN OF THE WEEK**

Point guard Jordan Bohannon was named Big Ten Freshman of the Week by the conference office on March 6. Bohannon led Iowa to victories over No. 21 Wisconsin (59-57) and Penn State (90-79). The native of Marion, Iowa, averaged 11 points, five assists, 2.5 rebounds, and 2.5 3-pointers made in the two games.

Bohannon sank the game-winning 3-pointer with nine seconds remaining at 21st-ranked Wisconsin (March 2). The win was just Iowa's fourth ever victory at the Kohl Center and first since 2011.

In Iowa's home win over Penn State (March 5), Bohannon tallied 11 points and five assists. The win capped a season-best four-game Big Ten win streak for Iowa to close the regular season.

Bohannon is the only Division I freshman in the country this season, and one of only three rookies the last 25 years, with 160-or-more assists and 80-plus 3-point field goals.

The honor is the second of the season for Bohannon and marks the fifth time a Hawkeye men's basketball player has earned weekly praise by the Big Ten Conference. Peter Jok was named Player of the Week on Nov. 21 and Dec. 12; Isaiah Moss was tabbed Freshman of the Week on Dec. 12, and Bohannon previously earned freshman laurels on Feb. 6.

### **JORDAN CLIMBING THE BOHANNON 3-POINT CHART**

Jordan Bohannon, who is the youngest of four brothers who played collegiate basketball, trails only his brother Matt in most 3-pointers made in a season by a Bohannon. Matt made 93 triples last year for Northern Iowa. Jordan was not far behind this season as a freshman, making 89. Jason sank 68 for Wisconsin during the 2009-10 campaign.

Bohannon made 89-of-214 (.416) from 3-point range in 2016-17. The percentage trailed only Brady Ellingson on the team, with Ellingson attempting 146 fewer shots (32-of-68, .471). Bohannon's 89 triples led the team by five over senior Peter Jok (84) and rank fifth best in a single-season in the Iowa history book.

### **TRIPLE PLAY**

Jordan Bohannon finished his freshman season with a flurry, posting a school-record three straight double-doubles in points and assists.

Bohannon tallied 24 points and 10 assists against Indiana at the Big Ten Tournament on March 9. The native of Marion, Iowa, then registered 19 points and 11 assists against South Dakota on March 15 in the first round of the NIT. Bohannon bested that performance again on March 19, posting personal bests in scoring (25) and assists (13). The 13 helpers are the most by a Hawkeye in a postseason game.

### **FROM DOWNTOWN...**

First-team All-Big Ten performer Peter Jok shot the ball extremely well his final two seasons in a Hawkeye uniform. Jok made 164 3-pointers in 64 total games the last two seasons (2.56 per game).

### **Iowa 3-pointers Made in a 2-year Span:**

Chris Kingsbury (1995-96):	182
Peter Jok (2016-17):	164
Jeff Horner (2005-06):	156
Adam Haluska (2006-07):	154

**HAWKEYE FASTBREAKS**

- Iowa scored 90 points or more nine times in 2016-17.
- Iowa has won 45 of its last 49 nonconference home games, dating back to 2012.
- Iowa is 65-13 when scoring 80 points or more, the last seven seasons. The Hawkeyes are 65-2 when holding opponents to fewer than 61 points, the last seven years.
- Iowa was 4-1 in Big Ten regular season rematch games. The Hawkeyes beat Rutgers, Purdue, Nebraska, and Maryland, but lost to Illinois.
- Iowa sank 16 3-pointers in its 83-69 win at Maryland (Feb. 25), which are the most by a Hawkeye team in a Big Ten game in school history. The Hawkeyes are only one of four teams to make 16 triples in a road game against a ranked opponent this season.
- Iowa made 39 free throws against Indiana, a total that ties for third most in a single-game in program history (39 versus Minnesota on Jan. 13, 1993).
- Peter Jok scored 15 of Iowa's 21 overtime points in Iowa's win over Indiana (Feb. 21). The 15-point effort on overtime was only two points short of the NCAA record for scoring in any OT period. The record of 17 was achieved twice before (Ron Howard of Howard in 2003 and David Hawkins of Temple in 2004).
- Iowa had three players earn weekly praise by the Big Ten. Peter Jok was named Player of the Week on Nov. 21 and Dec. 12, Isaiah Moss was tabbed Freshman of the Week on Dec. 12, and Jordan Bohannon was Freshman of the Week on Feb. 6 and March 5.
- Peter Jok totaled 29 points, six rebounds, and a career-best eight assists vs. No. 17/19 Purdue (Jan. 12). Jok became just the third Big Ten player with at least 29 points, six rebounds, and eight assists in a game versus a ranked foe in the last 20 years (Minnesota's Nate Mason in 2017 and Denzel Valentine of Michigan State in 2016). Additionally, he is the first Hawkeye to post those numbers in any game since Adam Haluska had 31 points, nine assists, and nine rebounds vs. Coppin State in 2006.
- Peter Jok poured in 42 points against Memphis on Nov. 26. The 42 points are the most by a Hawkeye in 40 years and tie for the fourth most in a single-game in program history, tying Bruce King's 42 points against Pittsburgh in 1976.
- Ryan Kriener became the 10th different Hawkeye to have reached double figures in a game this season after netting 14 at Northwestern (Jan. 15).
- Jordan Bohannon sank 8-of-10 (80 percent) from 3-point territory in Iowa's win at Maryland. The eight triples are the most by a freshman in a single game in Iowa history and one shy of the single-game school record.
- Jordan Bohannon was 7-of-15 from long distance at Notre Dame; the 15 attempts tied Justin Johnson for the second most 3-point attempts in a single-game in Iowa history.
- Peter Jok tied a Carver-Hawkeye Arena record against Omaha, making all 12 free throw attempts. The perfect 12-of-12 mark tied Luke Recker (2001 vs. Kansas State), Val Barnes (1992 vs. Ohio State), and Roy Marble (1988 vs. Northern Iowa).
- Iowa played in back-to-back overtime games (Michigan and Nebraska) for the first time since Dec. 25 and Dec. 27, 1984.
- Iowa had two student-athletes tie school Big Ten Tournament records against Indiana on March 9. Isaiah Moss tied the record for steals (5), while Jordan Bohannon tied Jeff Horner's benchmark of assists (10) and 3-point field goals (6).
- Iowa surpassed the century mark for the 97th time in program history with a 116-84 win over Savannah State on Nov. 13. The 116 points equal the seventh most points in a game in school history and are the most points by a Big Ten team this season.

- Iowa posted school records in 3-pointers made (18) and attempted (43) in its victory over Savannah State (Nov. 13).
- Iowa's 14-point win at Maryland (Feb. 25) equaled the Terrapins' largest margin of defeat at home this season (73-59 home loss to Pittsburgh on Nov. 29, 2016).
- Iowa made all 13 of its free throw attempts at No. 15 Purdue on Dec. 28. The last time a Hawkeye team made all of its free throws (min. 10 attempts) was at Virginia (15-of-15) in the NIT quarterfinals on March 27, 2013.
- Peter Jok joined Reggie Evans (twice) and Aaron Fuller as the only Hawkeyes to post 30+ points and 10+ rebounds in a single game the last 20 years. Jok totaled 30 points and 11 rebounds against Seton Hall (Nov. 17). His efforts earned the team captain Big Ten Player of the Week honors on Nov. 21.
- Peter Jok scored 27 points in Iowa's opener versus Kennesaw State. The 27 points are the most by a Hawkeye in an opener since Adam Haluska had 29 vs. The Citadel in 2006.
- Freshman Tyler Cook (10) joined Aaron White as the only two players to grab 10 or more rebounds in their first game as a Hawkeye in the past 20 years.
- Iowa has competed in postseason play the last six years (NCAA 2014-16; NIT 2012-13 and 2017).
- Fran McCaffery has guided Iowa to upper division finishes in the Big Ten in each of the last five seasons. McCaffery has accumulated 17 first division finishes in 21 years as a head coach.

**PETER JOK EARNS 2017 CHRIS STREET AWARD**

Senior Peter Jok was named recipient of the Chris Street Award for the 2016-17 University of Iowa men's basketball season. The Hawkeye senior received the award on April 9, at the team's banquet. The Chris Street Award is presented annually to a Hawkeye player, or players, who best exemplify the spirit, enthusiasm and intensity of Chris Street. Street was an Iowa basketball player who died in an auto accident in 1993, midway through his junior year.

Sophomore Ahmad Wagner earned the inaugural Kenny Arnold Hawkeye Spirit Award and Most Improved Player Award. The Kenny Arnold Hawkeye Spirit Award is presented to the Hawkeye who exemplifies Arnold's spirit of leadership, character, courage, determination and poise. This player inspires his teammates do and be their very best in spite of the odds.

Other Hawkeyes earning awards include sophomore Nicholas Baer (Best Rebounder, Best Defensive Player, Academic Excellence), freshman Jordan Bohannon (co-Newcomer of the Year, Top Playmaker), and freshman Tyler Cook (co-Newcomer of the Year).

**PEMSL MADE THE MOST OF HIGH PERCENTAGE SHOTS**

Freshman Cordell Pemsal had a great start to his collegiate career. The native of Dubuque, Iowa, started 14 games, while coming off the bench 20 times. In 34 total games, Pemsal scored in double digits 15 times and averaged 8.9 points and five rebounds per game, while shooting a Big Ten-best and 29th-best nationally 61.7 percent (116-of-188) from the field. He scored in double figures in eight of the 14 starts.

Pemsal scored in double figures in three of Iowa's last five games of the season (No. 21 Wisconsin, Penn State, and Indiana).

Pemsal's 61.7 shooting percentage is a school single-season record, besting Russ Millard's 60.9 percent (151-of-248) set in 1996. It also shatters the school record for field goal percentage by a freshman, surpassing Ray Thompson (.597, 148-of-248) set in 1989.



**PETER JOK BECOMES BIG TEN SCORING CHAMPION**

Peter Jok averaged 19.9 points per game, Purdue’s Caleb Swanigan is second (18.5 ppg).

Jok is Iowa’s fifth Big Ten scoring champion and first in 10 years.

**Iowa Big Ten Scoring Champions**

Murray Wier (1947-48):	21.0 ppg
Chuck Darling (1951-52):	25.5 ppg
Andre Woolridge (1996-97):	20.2 ppg
Adam Haluska (2006-07):	20.5 ppg
Peter Jok (2016-17):	19.9 ppg

**RECENT BIG TEN SUCCESS**

Below is a list of conference wins the last three years and four years. The Hawkeyes rank high in both breakdowns.

**Last 3 Years (2015-17)**

1. Wisconsin .....	40
2. Purdue .....	38
Maryland .....	38
4. Michigan State...	35
<b>5. IOWA .....</b>	<b>34</b>
6. Indiana .....	31
7. Ohio State .....	29
8. Michigan .....	28
9. Northwestern .....	24
10. Illinois .....	22
11. Minnesota .....	19
12. Nebraska .....	17
Penn State .....	17
14. Rutgers .....	6

**Last 4 Years (2014-17)**

1. Wisconsin .....	52
2. Michigan State ...	47
<b>3. IOWA .....</b>	<b>43</b>
Michigan .....	43
Purdue .....	43
6. Ohio State .....	39
7. Indiana .....	38
8. Northwestern .....	30
9. Illinois .....	29
10. Nebraska .....	28
11. Minnesota .....	27
12. Penn State .....	23

**ROOKIE FLOOR GENERAL**

After having two veteran point guards graduate last spring (Mike Gesell and Anthony Clemmons), Jordan Bohannon did a fantastic job directing the Hawkeye offense as a freshman. Bohannon ranked first on the team in assists (5.1) and 3-pointers made (89), second in minutes played (29.6), free throw accuracy (.855), and third in scoring (10.9). He netted 17 or more points in nine games and led the squad in assists a team-best 23 times.

Bohannon had a career night at No. 24 Maryland (Feb. 25), pouring in a game and then-personal-best 24 points on 8-of-10 shooting from 3-point range. The eight triples are the most by an Iowa freshman in school history and one shy of the school record. He went 11-of-19 (.579) from long distance in road wins over ranked opponents No. 24 Maryland and No. 21 Wisconsin. Bohannon

In his last three games of the season, Bohannon averaged 22.7 points, 5.3 3-pointers made and 11.3 assists. Bohannon netted a career-best 25 points, bolstered by 7-of-12 shooting from 3-point territory, in Iowa’s final game versus TCU on March 19.

Bohannon, who was a two-time Big Ten Freshman of the Week honoree (Feb. 6 and March 5), led the squad in scoring seven times.

**A CLOSER LOOK AT IOWA’S FRESHMEN PRODUCTION**

- Iowa’s six freshmen accounted for 48.8 percent of Iowa’s offense, besting Iowa’s 1943-44 freshmen who averaged 40.7 points.
- Iowa freshmen scored in double figures a program-best 62 times this season, besting the 1997-98 squad (42).
- For the first time in program history, Iowa has had four freshmen score at least 20 points in a game: Tyler Cook (24 vs. Seton Hall; 21 at Maryland); Jordan Bohannon (24 at Maryland; 23 at Notre Dame; 24 vs. Indiana; 25 vs. TCU); Isaiah Moss (21 vs. Stetson); Cordell Pemsil (21 vs. Stetson).
- For the first time in school history, Iowa has had five freshmen reach double figures in scoring in a game throughout the season: Tyler Cook, Jordan Bohannon, Cordell Pemsil, Ryan Kriener, and Isaiah Moss.
- Iowa freshmen accumulated 96 combined starts, which is the most in program history.
- Iowa rookies this season combine to average 15.4 rebounds per game, second behind the 2000-01 squad (16.3 rpg).

**NOT YOUR AVERAGE BAER**

Nicholas Baer was voted the 2017 Big Ten Sixth Man of the Year by league head coaches. He was the only Division I men’s basketball player in 2016-17 to amass 250+ points, 40+ blocked shots, 45+ steals, and 45+ 3-pointers. Furthermore, he is the only Big Ten player to accomplish the feat over last 25 years.

Baer ranked first on the squad in blocks (1.26), steals (1.4), and rebounding (5.8), and was third in assists (1.7).

Baer’s 43 rejections ranked second best in a single-season by an Iowa sophomore behind Greg Stokes’ 79 set in 1983.

Baer tied for fifth in the Big Ten in steals (1.4) and is tied for 10th in rejections (1.3). The native of Bettendorf, Iowa, led the team in steals a team-best 13 times this year, being credited with three steals or more in a game a team-best seven times.

Baer posted three double-doubles in 2016-17: versus Northern Iowa (11 points, 11 boards) versus Penn State (20 points, 10 rebounds), and versus TCU (15 points, 10 rebounds). The 20 points against the Nittany Lions in the regular season finale are a career best.

**IOWA’S 2016-17 STATISTICAL COMPARISONS**

	<b>All Games</b>	<b>Big Ten</b>	<b>Home Games</b>	<b>Away Games</b>	<b>Iowa Wins</b>	<b>Iowa Losses</b>
Record	19-15	10-8	15-5	4-10	19-0	0-15
Points	80.5	77.0	86.5	72.0	85.2	74.7
Opp. Pts	78.1	77.9	76.7	80.1	70.1	88.2
FG%	.454	.435	.479	.419	.491	.409
FG Def.	.445	.458	.427	.471	.399	.504
3-PT%	.379	.374	.395	.356	.420	.334
3-pt. Def.	.358	.351	.342	.383	.311	.424
FT%	.688	.711	.680	.706	.681	.698
REB	38.4	37.3	40.0	36.1	39.6	36.9
AST	17.7	16.9	19.2	15.6	19.1	15.9
TO	13.9	13.7	13.8	14.1	13.3	14.7
STL	7.4	7.9	7.4	7.5	7.7	7.1
BLK	3.8	3.6	4.5	2.9	4.1	3.5



School	1st Mtg.	Last Mtg.	W-L	School	1st Mtg.	Last Mtg.	W-L	School	1st Mtg.	Last Mtg.	W-L
Abilene Christian	1986	1986	2-0	Coe	1905	1921	15-2	Hawai'i	1970	2001	3-0
Air Force	2005	2005	1-0	Colgate	1990	2006	3-0	Hawaii-Hilo	1986	1991	2-0
Alabama	2007	2010	1-1	<b>Colorado</b>	<b>1954</b>	<b>1996</b>	<b>4-3</b>	Hawaii-Pacific	1986	1986	1-0
Alabama-Birmingham	1999	1999	1-0	Colorado College	1949	1950	2-0	Highland Park	1903	1913	4-1
<b>Alabama State</b>	<b>2002</b>	<b>2002</b>	<b>1-0</b>	Colorado State	1954	1980	2-2	Holy Cross	1976	1976	1-0
Alaska-Anchorage	1987	1987	1-0	Concordia (MO)	1930	1930	0-1	Houston	1969	1982	1-1
Alcorn State	2014	2014	1-0	Connecticut	1996	2000	2-1	Howard	2012	2012	1-0
American-Puerto Rico	1993	1993	1-0	Coppin State	1999	2015	4-0	Idaho	1982	1982	0-1
Arizona	1958	1996	5-3	Cornell (IA)	1911	1924	16-4	Idaho State	2008	2010	2-0
Arizona State	1981	2007	1-2	Cornell (NY)	1958	2007	3-0	<b>Illinois</b>	<b>1908</b>	<b>2017</b>	<b>71-85</b>
Arkansas	1966	1999	3-2	Creighton	1922	2011	14-11	Illinois State	1988	1988	0-1
Arkansas-Little Rock	1985	1986	2-0	Dartmouth	1988	1994	2-0	Illinois YMCA	1906	1906	0-1
Arkansas-Pine Bluff	2013	2013	1-0	Davidson	1969	2015	2-0	Illinois Wesleyan	1921	1985	3-1
Arkansas State	1986	1986	0-1	Dayton	1980	2015	2-1	<b>Indiana</b>	<b>1909</b>	<b>2017</b>	<b>76-101</b>
Army	1992	1992	1-0	Delaware	1987	1987	1-0	Indiana State	1941	2013	2-0
Ashland (OH)	1971	1971	1-0	Delaware State	2016	2016	1-0	Iowa National Guard	1905	1913	2-1
Augustana (IL)	1902	1946	8-2	Denver	1937	1978	7-0	<b>Iowa State</b>	<b>1910</b>	<b>2016</b>	<b>44-26</b>
Augustana (SD)	1976	1976	1-0	DePaul	1939	1995	2-1	Iowa Wesleyan	1912	1916	3-0
Austin Peay	1997	1997	1-0	DePauw	1940	1952	4-0	IPFW	2011	2011	1-0
Baylor	1983	2013	1-1	Des Moines College	1903	1903	1-0	Ithaca	1949	1949	1-0
Boise State	2011	2011	1-0	Des Moines YMCA	1902	1913	3-5	Jackson State	1989	1989	1-0
Boston College	1975	2009	0-2	Detroit	1941	2001	7-0	Jacksonville	1970	1970	0-1
Boston University	1985	2002	3-0	<b>Drake</b>	<b>1909</b>	<b>2015</b>	<b>58-10</b>	James Madison	1983	1983	1-0
Bowling Green	1968	1971	3-0	Drexel	1990	1990	1-0	Kansas	1902	2000	7-3
Bradley	1930	2008	6-4	Dubuque YMCA	1902	1902	1-0	Kansas City AC	1907	1907	0-1
Brigham Young	1983	1987	2-0	Duke	1969	2002	1-7	Kansas State	1947	2009	4-4
BYU-Hawaii	1995	1995	1-0	Duquesne	1930	1972	2-2	Kennesaw State	2016	2016	1-0
Brown	1989	2011	2-0	Eastern Illinois	1989	2008	5-0	Kent	1977	1979	3-0
Bryant University	2009	2009	1-0	Eastern Michigan	1993	1993	1-0	Kentucky	1956	2006	3-5
Bucknell	1998	1998	1-0	Eastern Washington	2004	2004	1-0	Knox	1922	1943	4-0
Butler	1924	1992	6-6	East Tennessee State	1991	1996	2-0	Lafayette	1988	1988	1-0
California	1952	1997	6-4	Evansville	1960	1966	5-2	La Salle	1955	1996	1-1
Cal-Irvine	1987	1993	2-1	Fairfield	2006	2006	1-0	Lawrence Tech	1950	1950	0-1
Cal-Poly	1969	1969	1-0	Farleigh Dickinson	2013	2013	1-0	Leander-Clarke	1912	1914	3-0
Cal State-Northridge	1978	1997	2-0	Florida Atlantic	2003	2003	1-0	Lehigh	1986	1994	2-0
Cal-Santa Barbara	1990	1990	1-0	Florida Gulf Coast	2008	2008	1-0	Lewis Institute	1906	1911	0-2
Campbell	2011	2011	0-1	Florida State	1988	2015	2-1	Liberty	2003	2003	1-0
Carleton	1911	1948	10-6	Furman	1986	1986	1-0	Lombard	1917	1922	2-1
Carnegie Tech	1950	1950	1-0	Gardner-Webb	2012	2015	2-0	Long Beach State	1994	2010	1-1
Cedar Rapids YMCA	1908	1908	2-0	George Mason	1985	1985	1-0	Long Island	1995	1998	2-0
Centenary	1992	2005	3-0	George Washington	1996	1996	1-0	Longwood	2014	2014	1-0
Central Conn. State	1993	1993	1-0	Georgetown	1980	1980	1-0	Loyola-Chicago	1936	1968	4-3
Central Arkansas	2011	2011	1-0	Georgia	1989	1998	1-1	Loyola-Marymount	1956	1987	2-0
Central Florida	1989	1989	1-0	Georgia State	1985	2007	2-0	Loyola-New Orleans	1957	1960	2-0
Central Michigan	2012	2012	1-0	Georgia Tech	2001	2003	1-1	Los Angeles State	1962	1962	1-0
Charleston Southern	2009	2009	1-0	Gonzaga	1984	2015	2-1	<b>Louisiana</b>	<b>2017</b>	<b>2017</b>	<b>0-0</b>
Charlotte	1973	1973	1-0	<b>Grambling State</b>	<b>1997</b>	<b>1997</b>	<b>1-0</b>	Louisiana-Monroe	1976	2010	4-1
Chaminade	1991	1997	2-0	Green Bay	1974	2004	2-0	Louisiana Tech	1992	2010	3-0
Chattanooga	2001	2001	1-0	Grinnell	1902	1917	18-19	LSU	1964	2002	0-3
Chicago	1905	1946	33-17	Hamline	1935	1935	1-0	Louisville	1980	2005	2-2
<b>Chicago State</b>	<b>1973</b>	<b>2011</b>	<b>4-0</b>	Hampton	2014	2014	1-0	Luther	1908	1910	3-0
Cincinnati	1960	2005	2-6	Hardin-Simmons	1971	1972	2-0	Mankato State	1978	1978	1-0
Citadel	2007	2009	2-0	Harvard	1948	1948	1-0	Marquette	1924	2015	11-7
Clemson	1963	2011	2-1	Haskall Indians	1909	1909	1-0	<b>Maryland</b>	<b>1985</b>	<b>2017</b>	<b>3-4</b>



# SERIES RESULTS VS. ALL OPPONENTS



School	1st Mtg.	Last Mtg.	W-L	School	1st Mtg.	Last Mtg.	W-L	School	1st Mtg.	Last Mtg.	W-L
MD-Baltimore County	1990	1990	2-0	Oral Roberts	1988	1988	1-0	Tampa	1986	1986	1-0
MD-Eastern Shore	1992	2008	5-0	Oregon	1950	2012	5-1	Temple	1956	2016	3-0
McNeese State	1989	1989	1-0	Oregon State	1958	1984	2-5	Tennessee	1968	2014	2-2
Mercer	2002	2002	1-0	Ottumwa	1913	1913	0-1	Tennessee State	2003	2003	2-0
Memphis	1983	2016	2-1	<b>Penn State</b>	<b>1955</b>	<b>2017</b>	<b>29-15</b>	Tennessee Tech	1970	2015	2-0
Miami (OH)	1958	1958	2-0	Pennsylvania	1955	2014	3-1	Texas	1992	2006	2-3
<b>Michigan</b>	<b>1921</b>	<b>2017</b>	<b>63-91</b>	Pepperdine	1965	1995	3-0	Texas State	1989	1989	1-0
<b>Michigan State</b>	<b>1938</b>	<b>2017</b>	<b>55-72</b>	Pittsburgh	1928	1977	2-5	Texas A&M-CC	2012	2012	1-0
Millikin	1921	1941	4-2	Portland	1987	1987	1-0	TCU	1947	2017	2-1
Milwaukee	1969	2001	2-0	Prairie View A&M	2009	2009	1-0	Texas-El Paso	1966	2014	3-2
<b>Minnesota</b>	<b>1902</b>	<b>2017</b>	<b>94-104</b>	Princeton	1948	1955	2-0	Texas Rio Grande Valley	1988	2016	5-0
Minnesota A.C.	1902	1905	1-1	Providence	1965	1965	0-1	Texas-San Antonio	2005	2009	2-1
Minnesota-Duluth	1973	1973	1-0	Puerto Rico-Mayaguez	1998	1998	1-0	Texas Southern	1990	2007	5-0
Mississippi State	1980	1993	2-0	<b>Purdue</b>	<b>1909</b>	<b>2017</b>	<b>76-88</b>	Texas Tech	1959	2005	4-1
Mississippi Valley State	1993	1993	1-0	Regis	1948	1948	1-0	Toledo	1938	2007	1-3
Missouri	1908	2004	10-7	Rider	1987	1987	1-0	Tulsa	2001	2003	2-0
Missouri-St. Louis	1987	1987	1-0	Rice	1998	1998	1-0	UCLA	1951	1991	5-3
Monmouth (IL)	1930	1944	4-1	Ripon	1943	1943	1-0	UMKC	2015	2015	1-0
Monmouth (NJ)	1989	1989	1-0	Robert Morris	2006	2006	1-0	U.S. International	1976	1976	1-0
Montana State	1947	2003	2-0	Rockford	1921	1921	1-0	Upper Iowa	1902	1922	4-0
Morehead State	1956	1996	3-0	<b>Rutgers</b>	<b>1989</b>	<b>2017</b>	<b>5-0</b>	Utah	1965	1965	0-1
Morgan State	1995	1995	1-0	Sacred Heart	1912	1912	1-0	Utah State	1950	2008	2-1
Navy	1983	1988	2-0	St. Ambrose	1933	1934	2-0	Valparaiso	2003	2006	2-0
<b>Nebraska</b>	<b>1907</b>	<b>2017</b>	<b>19-10</b>	St. Bonaventure	1998	1998	1-0	Villanova	1962	2016	1-5
Nebraska-Omaha	1981	2016	2-1	St. Francis (PA)	1970	1970	1-0	Virginia	1997	2016	2-1
Nevada-Las Vegas	1978	1990	1-3	St. John's (NY)	1960	1970	1-1	VCU	1975	1980	2-0
Nevada	1962	1981	3-0	St. Joseph's (PA)	1912	1986	0-2	<b>Virginia Tech</b>	<b>2007</b>	<b>2012</b>	<b>0-3</b>
New Mexico	1977	1977	0-1	Saint Louis	1926	2006	11-7	Wabash	1925	1941	2-2
New York University	1960	1960	1-0	St. Mary's (CA)	1947	1955	3-0	Wake Forest	1975	2010	0-4
North Carolina	1989	2005	3-1	San Francisco	1956	1956	0-1	Washington	1956	1967	2-3
North Carolina AT&T	2011	2011	1-0	San Jose State	1975	1975	0-1	Washington (MO)	1929	1957	9-1
North Florida	2014	2104	1-0	Santa Clara	1987	1987	1-0	Washington State	1964	1964	1-0
NC Central	2009	2009	1-0	Savannah State	2016	2016	1-0	Wayne	1940	1940	0-1
UNC-Asheville	2004	2004	1-0	Seton Hall	1983	2016	1-1	Weber State	1998	1998	1-0
UNC-Greensboro	2005	2005	1-0	Simpson	1913	1913	0-1	West College	1902	1903	2-0
UNC-Wilmington	2013	2013	1-0	South Alabama	1999	1999	1-0	West Virginia	1957	2009	1-1
North Carolina State	1957	2006	3-3	South Carolina	1972	1985	3-0	Western Carolina	1995	2005	2-0
North Dakota	1924	2016	8-0	South Carolina State	2009	2012	2-0	Western Kentucky	2012	2012	1-0
North Dakota State	1933	1933	1-1	South Dakota	1929	2017	12-0	Western Illinois	1944	2015	9-0
North Texas	1998	1998	1-0	South Dakota State	1930	2010	7-2	Western Michigan	1936	1952	2-2
Northeastern	1987	1987	1-0	South Florida	1992	1992	0-1	Western Reserve	1949	1950	2-0
Northern Colorado	2008	2008	1-0	SE Missouri State	2009	2009	1-0	Wichita State	1956	2015	5-5
<b>Northern Illinois</b>	<b>1974</b>	<b>2011</b>	<b>7-0</b>	Southeastern Louisiana	2008	2008	1-0	Wilton	1902	1903	2-0
Northern Iowa	1906	2014	35-10	<b>Southern</b>	<b>2017</b>	<b>2017</b>	<b>0-0</b>	<b>Wisconsin</b>	<b>1909</b>	<b>2017</b>	<b>80-83</b>
Northern Michigan	1969	1969	1-0	Southern California	1954	1984	5-2	Wisconsin-Eau Claire	1981	1981	1-0
<b>Northwestern</b>	<b>1905</b>	<b>2017</b>	<b>115-60</b>	Southern Illinois	1966	1993	3-1	Wyoming	1959	1974	3-2
Northwestern St. (LA)	2006	2006	0-1	<b>Southern Utah</b>	<b>2017</b>	<b>2017</b>	<b>0-0</b>	Xavier	1938	2013	2-1
Notre Dame	1923	2016	6-10	SIU-Edwardsville	2010	2010	1-0				
Oakland University	2009	2009	1-0	SMU	1956	2002	5-1				
<b>Ohio State</b>	<b>1915</b>	<b>2017</b>	<b>79-78</b>	Southern Mississippi	1998	2003	2-0				
Ohio University	1963	2000	5-1	Stanford	1935	2000	5-3				
Oklahoma	1952	1987	3-2	Stetson	2016	2016	1-0				
Oklahoma State	1930	1930	1-0	Stony Brook	2013	2013	1-0				
Omaha	1949	1949	1-0	Syracuse	1958	1980	2-1				

2017-18 opponents listed in bold face



<b>American Athletic Conference</b>	<b>Won</b>	<b>Lost</b>	<b>Big East</b>	<b>Won</b>	<b>Lost</b>	<b>Colonial Athletic</b>	<b>Won</b>	<b>Lost</b>
Cincinnati	2	6	Butler	6	6	College of Charleston	0	0
Connecticut	2	1	Creighton	14	11	Delaware	1	0
East Carolina	0	0	DePaul	2	1	Drexel	1	0
Houston	1	1	Georgetown	1	0	Elon	0	0
Memphis	2	1	Marquette	11	7	Hofstra	0	0
SMU	5	1	Providence	0	1	James Madison	1	0
South Florida	0	1	St. John's	1	1	UNC Wilmington	1	0
Temple	3	0	Seton Hall	1	1	Northeastern	1	0
Tulane	0	0	Villanova	1	5	Towson	0	0
Tulsa	2	0	Xavier	2	1	William & Mary	0	0
UCF	1	0	<b>Totals (.534)</b>	<b>39</b>	<b>34</b>	<b>Totals (1.000)</b>	<b>5</b>	<b>0</b>
<b>Totals (.621)</b>	<b>18</b>	<b>11</b>	<b>Big Sky</b>	<b>Won</b>	<b>Lost</b>	<b>Conference USA</b>	<b>Won</b>	<b>Lost</b>
<b>America East</b>	<b>Won</b>	<b>Lost</b>	Eastern Washington	1	0	UAB	1	0
Albany	0	0	Idaho	0	1	Charlotte	1	0
Binghamton	0	0	Idaho State	2	0	Florida Atlantic	1	0
Hartford	0	0	Montana	0	0	Florida International	0	0
Maine	0	0	Montana State	2	0	Louisiana Tech	3	0
Maryland-Baltimore Co.	2	0	North Dakota	8	0	Marshall	0	0
New Hampshire	0	0	Northern Arizona	0	0	Middle Tennessee	0	0
Stony Brook	1	0	Northern Colorado	1	0	North Texas	1	0
Vermont	0	0	Portland State	0	0	Old Dominion	0	0
UMass Lowell	0	0	Sacramento State	0	0	Rice	1	0
<b>Totals (1.000)</b>	<b>3</b>	<b>0</b>	Southern Utah	0	0	Southern Mississippi	2	0
<b>Atlantic Coast</b>	<b>Won</b>	<b>Lost</b>	Weber State	1	0	Texas-San Antonio	2	1
Boston College	0	2	<b>Totals (.938)</b>	<b>15</b>	<b>1</b>	UTEP	3	2
Clemson	2	1	<b>Big South</b>	<b>Won</b>	<b>Lost</b>	Western Kentucky	1	0
Duke	1	7	Campbell	0	1	<b>Totals (.842)</b>	<b>16</b>	<b>3</b>
Florida State	2	1	Charleston Southern	1	0	<b>Horizon League</b>	<b>Won</b>	<b>Lost</b>
Georgia Tech	1	1	Gardner-Webb	2	0	Cleveland State	0	0
Louisville	2	2	High Point	0	0	Detroit	7	0
Miami	0	0	Liberty	1	0	Green Bay	2	0
North Carolina	3	1	Longwood	0	0	Illinois-Chicago	0	0
NC State	3	3	UNC Asheville	1	0	Milwaukee	2	0
Notre Dame	6	10	Presbyterian	0	0	Northern Kentucky	0	0
Pittsburgh	2	5	Radford	0	0	Oakland University	1	0
Syracuse	2	1	Winthrop	0	0	Valparaiso	2	0
Virginia	2	1	<b>Totals (.800)</b>	<b>4</b>	<b>1</b>	Wright State	0	0
Virginia Tech	0	3	<b>Big Ten</b>	<b>Won</b>	<b>Lost</b>	Youngstown State	0	0
Wake Forest	0	4	Illinois	71	85	<b>Totals (1.000)</b>	<b>14</b>	<b>0</b>
<b>Totals (.382)</b>	<b>26</b>	<b>42</b>	Indiana	76	101	<b>Ivy League</b>	<b>Won</b>	<b>Lost</b>
<b>Atlantic Sun</b>	<b>Won</b>	<b>Lost</b>	Maryland	3	4	Brown	2	0
Florida Gulf Coast	1	0	Michigan	63	91	Columbia	0	0
Jacksonville	0	1	Michigan State	55	72	Cornell	3	0
Kennesaw State	1	0	Minnesota	94	104	Dartmouth	2	0
Libscomb	0	0	Nebraska	19	10	Harvard	1	0
NJIT	0	0	Northwestern	115	60	Penn	3	1
North Florida	1	0	Ohio State	79	78	Princeton	2	0
South Carolina Upstate	0	0	Penn State	29	15	Yale	0	0
Stetson	1	0	Purdue	76	88	<b>Totals (.928)</b>	<b>13</b>	<b>1</b>
<b>Totals (.800)</b>	<b>4</b>	<b>1</b>	Rutgers	5	0	<b>Metro Atlantic</b>	<b>Won</b>	<b>Lost</b>
<b>Atlantic 10</b>	<b>Won</b>	<b>Lost</b>	Wisconsin	80	83	Canisius	0	0
Davidson	2	0	<b>Totals (.492)</b>	<b>765</b>	<b>791</b>	Fairfield	1	0
Dayton	2	1	<b>Big 12</b>	<b>Won</b>	<b>Lost</b>	Iona	0	0
Duquesne	2	2	Baylor	1	1	Manhattan	0	0
Fordham	0	0	Iowa State	44	26	Marist	0	0
George Mason	1	0	Kansas	7	3	Monmouth	1	0
George Washington	1	0	Kansas State	4	4	Niagara	0	0
La Salle	1	1	Oklahoma	3	2	Quinnipiac	0	0
Massachusetts	0	0	Oklahoma State	1	0	Rider	1	0
Rhode Island	0	0	Texas	2	3	St. Peter's	0	0
Richmond	0	0	TCU	2	1	Siena	0	0
St. Bonaventure	1	0	Texas Tech	4	1	<b>Totals (1.000)</b>	<b>3</b>	<b>0</b>
St. Joseph's (PA)	0	2	West Virginia	1	1	<b>Big West</b>	<b>Won</b>	<b>Lost</b>
Saint Louis	11	7	<b>Totals (.622)</b>	<b>69</b>	<b>42</b>	Cal Poly	1	0
VCU	2	0	<b>Big 12</b>	<b>Won</b>	<b>Lost</b>	Cal State Fullerton	0	0
<b>Totals (.638)</b>	<b>23</b>	<b>13</b>	Baylor	1	1	Cal State Northridge	2	0
			Iowa State	44	26	UC Davis	0	0
			Kansas	7	3	UC Irvine	2	1
			Kansas State	4	4	UC Riverside	0	0
			Oklahoma	3	2	UC Santa Barbara	1	0
			Oklahoma State	1	0	Hawai'i	3	0
			Texas	2	3	Long Beach State	1	1
			TCU	2	1	<b>Totals (.833)</b>	<b>10</b>	<b>2</b>
			Texas Tech	4	1			
			West Virginia	1	1			
			<b>Totals (.622)</b>	<b>69</b>	<b>42</b>			
			<b>Big West</b>	<b>Won</b>	<b>Lost</b>			
			Cal Poly	1	0			
			Cal State Fullerton	0	0			
			Cal State Northridge	2	0			
			UC Davis	0	0			
			UC Irvine	2	1			
			UC Riverside	0	0			
			UC Santa Barbara	1	0			
			Hawai'i	3	0			
			Long Beach State	1	1			
			<b>Totals (.833)</b>	<b>10</b>	<b>2</b>			



<b>Mid-American</b>	<b>Won</b>	<b>Lost</b>	<b>Ohio Valley</b>	<b>Won</b>	<b>Lost</b>	<b>Southland</b>	<b>Won</b>	<b>Lost</b>
Akron	0	0	Austin Peay	1	0	Abilene Christian	0	0
Ball State	0	0	Belmont	0	0	Central Arkansas	1	0
Bowling Green	3	0	Eastern Illinois	5	0	Houston Baptist	0	0
Buffalo	0	0	Eastern Kentucky	0	0	Incarnate Word	0	0
Central Michigan	1	0	Jacksonville State	0	0	Lamar	0	0
Eastern Michigan	1	0	Morehead State	3	0	McNeese State	1	0
Kent State	3	0	Murray State	0	0	New Orleans	0	0
Miami (Ohio)	2	0	SE Missouri State	1	0	Nicholls State	0	0
Northern Illinois	7	0	SIU-Edwardsville	1	0	Northwestern State (La.)	0	1
Ohio University	5	1	Tennessee-Martin	0	0	Sam Houston State	0	0
Toledo	1	3	Tennessee State	2	0	Southeastern La.	1	0
Western Michigan	2	2	Tennessee Tech	2	0	Stephen F. Austin	0	0
<b>Totals (.806)</b>	<b>25</b>	<b>6</b>	<b>Totals (1.000)</b>	<b>15</b>	<b>0</b>	Texas A&M-Corpus Christi	1	0
<b>Mid-Eastern Athletic</b>	<b>Won</b>	<b>Lost</b>	<b>Pacific 12</b>	<b>Won</b>	<b>Lost</b>	<b>Totals (.800)</b>	<b>4</b>	<b>1</b>
Bethune-Cookman	0	0	Arizona	5	3	<b>Southwestern Athletic</b>	<b>Won</b>	<b>Lost</b>
Coppin State	4	0	Arizona State	1	2	Alabama A&M	0	0
Delaware State	1	0	California	6	4	Alabama State	1	0
Florida A&M	0	0	Colorado	4	3	Alcorn State	1	0
Hampton	1	0	Oregon	5	1	Arkansas-Pine Bluff	0	0
Howard	1	0	Oregon State	2	5	Grambling	1	0
Maryland-Eastern Shore	5	0	Southern California	5	2	Jackson State	1	0
Morgan State	1	0	Stanford	5	3	Mississippi Valley State	1	0
Norfolk State	0	0	UCLA	5	3	Prairie View A&M	1	0
North Carolina A&T	1	0	Utah	0	1	Southern	0	0
NC Central	1	0	Washington	2	3	Texas Southern	5	0
Savannah State	1	0	Washington State	1	0	<b>Totals (1.000)</b>	<b>11</b>	<b>0</b>
South Carolina State	2	0	<b>Totals (.586)</b>	<b>41</b>	<b>29</b>	<b>The Summit League</b>	<b>Won</b>	<b>Lost</b>
<b>Totals (1.000)</b>	<b>18</b>	<b>0</b>	<b>Patroit</b>	<b>Won</b>	<b>Lost</b>	Denver	7	0
<b>Missouri Valley</b>	<b>Won</b>	<b>Lost</b>	American	0	0	IPFW	1	0
Bradley	6	4	Army	1	0	Indiana-Purdue, Indianapolis	0	0
Drake	58	10	Boston University	3	0	Omaha	2	1
Evansville	5	2	Bucknell	1	0	North Dakota State	1	1
Illinois State	0	1	Colgate	3	0	Oral Roberts	1	0
Indiana State	2	0	Holy Cross	1	0	South Dakota	12	0
Loyola (Ill.)	4	3	Lafayette	1	0	South Dakota State	7	2
Missouri State	0	0	Lehigh	2	0	Western Illinois	9	0
Northern Iowa	35	10	Loyola (Md.)	0	0	<b>Totals (.909)</b>	<b>40</b>	<b>4</b>
Southern Illinois	3	1	Navy	2	0	<b>Sun Belt</b>	<b>Won</b>	<b>Lost</b>
Wichita State	5	5	<b>Totals (1.000)</b>	<b>14</b>	<b>0</b>	Appalachian State	0	0
<b>Totals (.766)</b>	<b>118</b>	<b>36</b>	<b>Southeastern</b>	<b>Won</b>	<b>Lost</b>	Arkansas-Little Rock	2	0
<b>Mountain West</b>	<b>Won</b>	<b>Lost</b>	Alabama	1	1	Arkansas State	0	1
Air Force	1	0	Arkansas	3	2	Coastal Carolina	0	0
Boise State	1	0	Auburn	0	0	Georgia State	2	0
Colorado State	2	2	Florida	0	0	Georgia Southern	0	0
Fresno State	0	0	Georgia	1	1	Louisiana-Lafayette	0	0
New Mexico	0	1	Kentucky	3	5	Louisiana-Monroe	4	1
Nevada	3	0	LSU	0	3	South Alabama	1	0
San Diego State	0	0	Mississippi	0	0	Texas-Arlington	0	0
San Jose State	0	1	Mississippi State	2	0	Texas State	1	0
UNLV	1	3	Missouri	10	7	Troy	0	0
Utah State	2	1	South Carolina	3	0	<b>Totals (.833)</b>	<b>10</b>	<b>2</b>
Wyoming	3	2	Tennessee	2	2	<b>West Coast</b>	<b>Won</b>	<b>Lost</b>
<b>Totals (.565)</b>	<b>13</b>	<b>10</b>	Texas A&M	0	0	BYU	2	0
<b>Northeast</b>	<b>Won</b>	<b>Lost</b>	Vanderbilt	0	0	Gonzaga	2	1
Bryant	1	0	<b>Totals (.543)</b>	<b>25</b>	<b>21</b>	Loyola Marymount	2	0
Central Connecticut State	1	0	<b>Southern</b>	<b>Won</b>	<b>Lost</b>	Pacific	0	0
Fairleigh Dickinson	1	0	Chattanooga	1	0	Pepperdine	3	0
Long Island	2	0	Citadel	2	0	Portland	1	0
Mount Saint Mary's	0	0	East Tennessee State	2	0	St. Mary's (CA)	3	0
Robert Morris	1	0	Furman	1	0	San Diego	0	0
Sacred Heart	1	0	Mercer	1	0	San Francisco	0	1
St. Francis, N.Y.	0	0	UNC Greensboro	1	0	Santa Clara	1	0
St. Francis, Pa.	1	0	Samford	0	0	<b>Totals (.875)</b>	<b>14</b>	<b>2</b>
Wagner	0	0	Virginia Military	0	0	<b>Western Athletic</b>	<b>Won</b>	<b>Lost</b>
<b>Totals (1.000)</b>	<b>8</b>	<b>0</b>	Western Carolina	2	0	Bakersfield	0	0
			Wofford	0	0	Chicago State	5	0
			<b>Totals (1.000)</b>	<b>10</b>	<b>0</b>	Grand Canyon	0	0
						New Mexico State	0	0
						Seattle	0	0
						Texas-Rio Grande Valley	5	0
						UMKC	1	0
						Utah Valley	0	0
						<b>Totals (1.000)</b>	<b>11</b>	<b>0</b>



# IOWA BASKETBALL

2018 MEDIA GUIDE

**Abilene Christian (Iowa leads, 2-0)**  
 11/30/85 W 92-62 Iowa City, IA  
 11/17/13 W 103-41 Iowa City, IA

**Air Force Academy (Iowa leads, 1-0)**  
 12/28/04 W 73-63 Iowa City, IA

**Alabama (Series Tied, 1-1)**  
 %11/19/06 L 60-72 St. Thomas, VI  
 %11/19/10 W 55-47 St. Thomas, VI

**Alabama-Birmingham (Iowa leads, 1-0)**  
 \*3/11/99 W 77-64 Denver, CO

**Alabama State (Iowa leads 1-0)**  
 %11/30/01 W 73-64 Iowa City, IA

**Alaska-Anchorage (Iowa leads, 1-0)**  
 11/28/86 W 91-81 Anchorage, AK

**Alcorn State (Iowa leads 1-0)**  
 12/9/14 W 67-44 Iowa City, IA

**American-Puerto Rico (Iowa leads, 1-0)**  
 %12/20/92 W 101-47 San Juan, P. Rico

**Arizona (Iowa leads, 5-3)**  
 12/7/57 W 80-63 Iowa City, IA  
 12/19/60 W 105-64 Iowa City, IA  
 %12/26/62 W 57-56 Portland, OR  
 %12/29/75 W 82-80 Honolulu, HI  
 2/7/87 W 89-80 Tucson, AZ  
 12/12/87 L 59-66 Iowa City, IA  
 \*3/25/88 L 79-99 Seattle, WA  
 \*3/17/96 L 73-87 Tempe, AZ

**Arizona State (ASU leads, 2-1)**  
 %12/7/80 L 88-96 Tempe, AZ  
 12/17/05 W 62-43 Iowa City, IA  
 11/25/06 L 64-67 Tempe, AZ

**Arkansas (Iowa leads, 3-2)**  
 %12/29/65 W 77-75 El Paso, TX  
 %12/28/85 W 71-52 Honolulu, HI  
 \*3/14/85 L 54-63 Salt Lake City, UT  
 %12/30/94 L 92-101 Honolulu, HI  
 \*3/13/99 W 82-72 Denver, CO

**Arkansas-Little Rock (Iowa leads, 2-0)**  
 11/24/84 W 76-47 Iowa City, IA  
 %11/25/85 W 108-99# Hilo, HI

**Arkansas-Pine Bluff (Iowa leads, 1-0)**  
 12/22/13 W 86-61 Iowa City, IA

**Arkansas State (ASU leads, 1-0)**  
 12/6/85 L 62-66 Iowa City, IA

**Army (Iowa leads, 1-0)**  
 12/6/91 W 74-39 Iowa City, IA

**Ashland, Ohio (Iowa leads, 1-0)**  
 12/8/70 W 82-56 Iowa City, IA

**Augustana, IL (Iowa leads, 8-2)**  
 1/17/02 W 22-21 Rock Island, IL  
 1/7/04 W 20-12 Rock Island, IL  
 1/30/04 L 21-44 Iowa City, IA  
 1/21/05 L 20-41 Rock Island, IL  
 2/4/05 W 28-24 Iowa City, IA  
 1905 W 25-11 Iowa City, IA  
 3/2/06 W 28-25 Rock Island, IL  
 12/10/21 W 41-16 Iowa City, IA  
 1/15/44 W 56-30 Iowa City, IA  
 12/1/45 W 87-25 Iowa City, IA

**Augustana, SD (Iowa leads, 1-0)**  
 11/29/75 W 111-81 Iowa City, IA

**Austin Peay (Iowa leads, 1-0)**  
 12/27/96 W 90-58 Iowa City, IA

**Baylor (Series tied, 1-1)**  
 %12/2/83 W 67-44 Iowa City, IA  
 &4/4/13 L 54-74 New York, NY

**Boise State (Iowa Leads, 1-0)**  
 12/22/11 W 81-72 Iowa City, IA

**Boston College (BC leads, 2-0)**  
 %12/30/74 L 81-86 Pullman, WA  
 12/02/08 L 55-57 Boston, MA

**Boston University (Iowa leads, 3-0)**  
 %12/7/84 W 67-53 Iowa City, IA  
 %12/28/85 W 76-71 Pullman, WA  
 %11/13/01 W 89-59 Iowa City, IA

**Bowling Green (Iowa leads, 3-0)**  
 12/2/67 W 79-73 Iowa City, IA  
 12/14/71 W 89-78 Bowling Green, OH  
 11/20/09 W 68-46 Iowa City, IA

**Bradley (Iowa leads, 6-4)**  
 1/18/30 L 28-35 Iowa City, IA  
 12/15/30 L 16-17 Iowa City, IA  
 12/5/31 L 19-24 Iowa City, IA  
 12/3/32 W 42-29 Iowa City, IA  
 2/3/34 W 43-25 Iowa City, IA  
 12/5/36 W 33-27 Iowa City, IA  
 2/10/73 W 90-73 Peoria, IL  
 12/8/75 W 100-96 Peoria, IL  
 12/6/76 W 90-77 Iowa City, IA  
 %11/23/07 L 56-67 South Padre Island, TX

**Brigham Young (Iowa leads, 2-0)**  
 11/27/82 W 91-80 Provo, UT  
 12/9/86 W 86-75 Iowa City, IA

**Brigham Young-Hawaii (Iowa leads, 1-0)**  
 12/23/94 W 61-57 Laie, HI

**Brown (Iowa leads, 2-0)**  
 12/2/88 W 109-61 Iowa City, IA  
 12/3/11 W 75-54 Iowa City, IA

**Bryant University (Iowa leads, 1-0)**  
 12/5/08 W 61-36 Iowa City, IA

**Bucknell (Iowa leads, 1-0)**  
 12/28/97 W 91-52 Iowa City, IA

**Butler (Series tied, 6-6)**  
 12/15/23 W 26-23 Iowa City, IA  
 12/18/24 L 22-26 Iowa City, IA  
 12/17/25 W 26-24 Iowa City, IA  
 1927 L 32-47 Iowa City, IA  
 12/18/37 W 36-31 Indianapolis, IN  
 12/17/38 L 29-31 Indianapolis, IN  
 12/18/39 L 25-32 Indianapolis, IN  
 12/20/41 L 35-41 Indianapolis, IN  
 12/11/50 L 51-54 Indianapolis, IN  
 2/4/52 W 58-57 Iowa City, IA  
 12/1/52 W 62-52 Iowa City, IA  
 %12/27/91 W 114-92 Tampa, FL

**California (Iowa leads, 6-4)**  
 12/27/51 W 69-64 Berkeley, CA  
 12/27/52 W 69-60 Iowa City, IA  
 12/30/55 L 45-70 Berkeley, CA  
 12/19/58 L 52-71 Berkeley, CA  
 %12/28/60 W 83-80#### Los Angeles, CA  
 12/21/66 W 72-62 Iowa City, IA  
 12/22/67 L 73-79 Berkeley, CA  
 12/10/76 W 94-73 Iowa City, IA  
 12/10/77 W 75-70 Berkeley, CA  
 %11/25/96 L 59-75 Maui, HI

**Cal-Irvine (Iowa leads, 2-1)**  
 %12/29/86 W 105-103 Long Beach, CA  
 %12/5/87 W 124-88 Iowa City, IA  
 12/29/93 L 78-86 Irvine, CA

**Cal-Poly (Iowa leads, 1-0)**  
 11/30/68 W 91-73 Iowa City, IA

**Cal-State Northridge (Iowa leads, 2-0)**  
 12/3/77 W 66-63 Iowa City, IA  
 12/29/96 W 90-65 Iowa City, IA

**Cal-Santa Barbara (Iowa leads, 1-0)**  
 %12/2/89 W 85-79 Iowa City, IA

**Campbell (Campbell leads, 1-0)**  
 11/23/11 L 61-77 Iowa City, IA

**Carleton (Iowa leads, 10-6)**  
 2/9/11 W 25-14 Northfield, MN  
 3/2/12 L 9-15 Northfield, MN  
 3/8/13 L 20-28 Northfield, MN  
 2/13/14 L 16-25 Northfield, MN  
 1/23/15 L 19-20 Northfield, MN  
 12/12/31 L 26-35 Iowa City, IA  
 12/17/32 W 34-19 Iowa City, IA  
 12/16/33 W 44-24 Iowa City, IA  
 12/10/34 W 36-23 Iowa City, IA  
 12/10/35 W 52-27 Iowa City, IA  
 12/10/36 W 52-26 Iowa City, IA  
 12/9/37 W 44-20 Iowa City, IA  
 12/3/38 L 33-37 Iowa City, IA  
 12/2/39 W 24-21 Northfield, MN  
 12/14/42 W 46-43 Iowa City, IA  
 12/1/47 W 82-43 Iowa City, IA

**Carnegie Tech (Iowa leads, 1-0)**  
 12/23/49 W 73-42 Iowa City, IA

**Cedar Rapids YMCA (Iowa leads, 2-0)**  
 12/7/07 W 69-39 Cedar Rapids, IA  
 12/14/07 W 63-12 Iowa City, IA

**Centenary College (Iowa leads, 3-0)**  
 1/4/92 W 121-76 Iowa City, IA  
 12/19/00 W 72-52 Iowa City, IA  
 %12/3/04 W 88-53 Iowa City, IA

**Central Arkansas (Iowa leads, 1-0)**  
 12/19/11 W 105-64 Iowa City, IA

**Central Connecticut State (Iowa leads, 1-0)**  
 1/2/93 W 104-58 Iowa City, IA

**Central Florida (Iowa leads, 1-0)**  
 12/14/88 W 102-68 Iowa City, IA

**Central Michigan (Iowa leads, 1-0)**  
 11/12/12 W 73-61 Iowa City, IA

**Chaminade (Iowa leads, 2-0)**  
 12/30/90 W 104-64 Chaminade, HI  
 %11/27/96 W 67-37 Maui, HI

**Charleston Southern (Iowa leads, 1-0)**  
 %11/15/08 W 68-48 Iowa City, IA

**Chicago (Iowa leads, 33-17)**  
 3/10/05 L 16-20 Chicago, IL  
 2/2/06 L 20-27 Chicago, IL  
 12/20/07 L 26-35 Iowa City, IA  
 1908 L 12-32 Chicago, IL  
 1/28/09 L 10-29 Chicago, IL  
 1/17/13 L 8-28 Chicago, IL  
 1/17/14 L 13-47 Chicago, IL  
 2/16/14 L 13-28 Iowa City, IA  
 1/15/15 W 19-18 Chicago, IL  
 2/12/16 W 16-15 Iowa City, IA  
 1/16/17 L 15-22 Chicago, IL  
 2/9/17 W 24-17 Iowa City, IA  
 1/5/18 L 20-46 Chicago, IL  
 2/23/18 W 29-26 Iowa City, IA  
 1/17/19 L 19-31 Chicago, IL  
 2/19/19 L 10-22 Iowa City, IA  
 1/27/20 W 22-19 Iowa City, IA  
 2/10/20 L 18-37 Chicago, IL  
 1/22/21 L 17-42 Chicago, IL  
 1/31/21 W 17-16 Iowa City, IA  
 2/1/22 W 27-17 Chicago, IL  
 1/6/23 W 35-23 Chicago, IL  
 2/3/23 W 20-12 Iowa City, IA  
 2/2/24 L 18-31 Iowa City, IA  
 2/16/24 W 21-13 Chicago, IL  
 1/19/26 W 18-13 Chicago, IL  
 2/27/26 W 32-20 Iowa City, IA  
 1926 W 19-13 Chicago, IL  
 1927 W 25-23 Iowa City, IA

1929	W	23-21	Chicago, IL
1929	W	31-20	Iowa City, IA
2/6/32	W	43-25	Iowa City, IA
2/29/32	W	46-28	Chicago, IL
1/16/33	W	36-32	Chicago, IL
2/6/33	W	42-12	Iowa City, IA
1/7/35	W	39-29	Iowa City, IA
2/23/35	L	40-41	Chicago, IL
2/15/36	W	33-20	Iowa City, IA
3/2/36	W	47-39	Chicago, IL
2/12/38	W	42-29	Chicago, IL
2/19/38	L	35-38	Iowa City, IA
1/16/39	W	29-19	Iowa City, IA
1/15/40	W	41-27	Chicago, IL
2/3/41	W	58-36	Iowa City, IA
1/5/42	W	53-39	Chicago, IL
2/2/42	W	64-40	Iowa City, IA
2/22/43	W	62-34	Chicago, IL
2/5/44	W	103-31	Iowa City, IA
1/21/46	W	58-32	Chicago, IL
2/2/46	W	68-36	Iowa City, IA

**Chicago State (Iowa leads, 4-0)**

12/1/72	W	101-44	Iowa City, IA
12/18/90	W	93-70	Iowa City, IA
11/14/97	W	105-60	Iowa City, IA
11/11/11	W	96-53	Iowa City, IA

**Cincinnati (Cincinnati leads, 6-2)**

%12/30/59	L	83-96	New York, NY
2/4/61	L	60-77	Cincinnati, OH
12/30/66	W	78-69	Cincinnati, OH
12/18/69	L	105-114	Cincinnati, OH
12/17/70	L	70-73#	Iowa City, IA
1/22/71	L	69-73	Cincinnati, OH
%12/6/80	W	69-64	Tempe, AZ
*3/17/05	L	64-76	Indianapolis, IN

**Citadel (Iowa leads, 2-0)**

11/13/06	W	75-53	Iowa City, IA
11/20/08	W	70-48	Charleston, SC

**Clemson (Iowa leads, 2-1)**

12/17/62	W	74-64	Iowa City, IA
%12/18/81	W	80-68	Houston, TX
11/29/11	L	55-71	Iowa City, IA

**Coe College (Iowa leads, 15-2)**

3/4/05	W	50-9	Iowa City, IA
1905	W	65-20	Cedar Rapids, IA
2/17/06	W	43-13	Cedar Rapids, IA
3/3/06	W	70-12	Iowa City, IA
1/12/07	W	49-36	Iowa City, IA
2/16/07	L	31-33	Cedar Rapids, IA
2/15/08	W	42-28	Cedar Rapids, IA
2/27/08	W	38-12	Iowa City, IA
1/21/09	W	48-10	Iowa City, IA
2/9/09	W	36-24	Cedar Rapids, IA
1/10/09	W	32-17	Iowa City, IA
1/10/10	W	51-19	Iowa City, IA
2/3/13	W	42-12	Iowa City, IA
1/8/18	W	25-22	Iowa City, IA
1/1/20	W	39-11	Iowa City, IA
1/2/20	L	21-22	Iowa City, IA
1/6/21	W	33-5	Iowa City, IA

**Colgate (Iowa leads, 3-0)**

%11/30/90	W	80-59	Iowa City, IA
%12/2/95	W	79-59	Iowa City, IA
%11/15/05	W	73-51	Iowa City, IA

**Colorado (Iowa leads, 4-3)**

12/21/53	W	78-72	Iowa City, IA
3/19/55	L	54-75	Kansas City, MO
12/12/55	L	57-60	Boulder, CO
12/1/58	W	67-46	Iowa City, IA
12/14/59	L	68-76	Boulder, CO
12/19/83	W	72-56	Iowa City, IA
12/28/95	W	100-85	Boulder, CO

**Colorado College (Iowa leads, 2-0)**

12/4/48	W	77-44	Iowa City, IA
12/1/49	W	76-54	Iowa City, IA

**Colorado State (Series tied, 2-2)**

12/15/53	W	72-55	Iowa City, IA
%12/26/63	L	56-61	Pullman, WA
12/2/78	L	69-72	Fort Collins, CO
12/3/79	W	113-66	Iowa City, IA

**Concordia, MO (Concordia leads, 1-0)**

2/15/30	L	32-41	St. Louis, MO
---------	---	-------	---------------

**Connecticut (Iowa leads, 2-1)**

%11/24/95	W	101-95#	Anchorage, AK
*3/18/99	L	68-78	Phoenix, AZ
%11/11/99	W	70-68	New York, NY

**Coppin State (Iowa leads, 4-0)**

12/23/98	W	87-73	Iowa City, IA
%12/2/06	W	83-67	Iowa City, IA
12/22/12	W	80-50	Iowa City, IA
11/15/15	W	103-68	Iowa City, IA

**Cornell, IA (Iowa leads, 16-4)**

2/20/11	W	24-10	Iowa City, IA
2/22/12	W	24-10	Iowa City, IA
2/5/13	W	13-3	Mt. Vernon, IA
2/18/13	W	19-16	Iowa City, IA
1/14/14	W	50-13	Iowa City, IA
3/3/14	W	20-13	Mt. Vernon, IA
1/16/15	W	32-16	Iowa City, IA
3/1/15	W	36-22	Mt. Vernon, IA
1/7/15	W	30-12	Iowa City, IA
2/7/16	W	28-19	Mt. Vernon, IA
1/9/16	W	28-13	Iowa City, IA
12/15/17	L	18-38	Iowa City, IA
2/22/19	W	28-6	Iowa City, IA
12/15/19	L	20-22	Iowa City, IA
12/17/19	L	16-24	Iowa City, IA
12/18/19	L	32-35	Iowa City, IA
1/10/21	W	44-13	Iowa City, IA
12/17/21	W	34-14	Iowa City, IA
12/19/22	W	36-19	Iowa City, IA
12/18/23	W	25-15	Iowa City, IA

**Cornell, NY (Iowa leads, 3-0)**

%12/28/57	W	73-68	Buffalo, NY
%12/27/84	W	59-56#	Honolulu, HI
12/30/06	W	65-50	Iowa City, IA

**Creighton (Iowa leads, 14-11)**

12/22/22	L	17-19	Omaha, NE
12/23/22	W	20-17	Omaha, NE
1/2/24	L	13-36	Omaha, NE
1/17/25	L	20-38	Iowa City, IA
1928	W	30-26	Iowa City, IA
1929	W	28-26	Iowa City, IA
1930	W	33-28	Iowa City, IA
12/23/30	W	28-22	Omaha, NE
2/3/33	W	37-30	Iowa City, IA
12/11/48	W	77-38	Iowa City, IA
3/4/50	W	70-46	Iowa City, IA
12/12/60	W	89-71	Iowa City, IA
2/3/62	L	67-68	Iowa City, IA
12/16/63	L	72-77#	Iowa City, IA
12/12/64	W	98-83	Iowa City, IA
12/8/65	W	103-77	Iowa City, IA
12/5/66	L	68-69	Omaha, NE
12/21/68	W	100-73	Iowa City, IA
12/20/69	L	88-97	Iowa City, IA
12/4/70	L	73-98	Omaha, NE
%12/1/90	W	83-77	Iowa City, IA
11/25/98	L	73-75	Iowa City, IA
11/27/99	L	76-85	Omaha, NE
*3/15/01	W	69-56	Long Island, NY
11/20/11	L	59-82	Des Moines, IA

**Dartmouth (Iowa leads, 2-0)**

1/23/88	W	102-87	Iowa City, IA
12/20/94	W	104-65	Iowa City, IA

**Davidson (Iowa leads, 2-0)**

2/1/69	W	76-61	Davidson, NC
*3/22/15	W	83-52	Seattle, WA

**Dayton (Iowa leads, 2-1)**

%12/23/79	W	61-54	Dayton, OH
&3/13/12	W	84-75	Iowa City, IA
%11/26/15	L	77-82	Orlando, FL

**Delaware (Iowa leads, 1-0)**

%12/5/86	W	95-47	Iowa City, IA
----------	---	-------	---------------

**Delaware State (Iowa leads, 1-0)**

12/22/16	W	89-57	Iowa City, IA
----------	---	-------	---------------

**Denver (Iowa leads 7-0)**

12/16/36	W	34-30	Iowa City, IA
12/11/39	W	44-32	Iowa City, IA
1/1/44	W	63-20	Iowa City, IA
12/19/44	W	60-41	Iowa City, IA
12/8/45	W	67-40	Iowa City, IA
12/8/56	W	58-57	Iowa City, IA
12/17/77	W	107-65	Iowa City, IA

**DePaul (Iowa leads, 2-1)**

12/19/38	W	34-29	Chicago, IL
12/18/1956	L	72-73	Chapel Hill, NC
&3/15/95	W	97-86	Moline, IL

**DePauw (Iowa leads, 4-0)**

2/5/40	W	35-25	Iowa City, IA
1/3/41	W	45-35	Iowa City, IA
12/4/50	W	74-67	Iowa City, IA
12/8/51	W	69-53	Iowa City, IA

**Des Moines College (Iowa leads, 1-0)**

1/29/03	W	NA	Des Moines, IA
---------	---	----	----------------

**Des Moines YMCA (D.M. YMCA leads, 5-3)**

2/14/02	W	42-17	Des Moines, IA
1/30/03	L	21-24	Des Moines, IA
1/15/04	W	23-16	Des Moines, IA
1/27/05	W	24-22	Des Moines, IA
2/18/05	L	25-33	Iowa City, IA
2/23/06	L	27-33	Des Moines, IA
1/18/07	L	26-32	Des Moines, IA
1/2/13	L	10-15	Des Moines, IA

**Detroit Mercy (Iowa leads, 7-0)**

12/21/40	W	37-35	Detroit, MI
12/12/46	W	67-51	Iowa City, IA
2/5/66	W	107-73	Detroit, MI
12/8/79	W	80-57	Detroit, MI
12/1/80	W	98-55	Iowa City, IA
%12/5/98	W	61-60	Iowa City, IA
%12/28/00	W	69-68	Honolulu, HI

**Drake (Iowa leads, 58-10)**

2/22/09	W	36-13	Des Moines, IA
2/4/10	W	26-8	Des Moines, IA
3/1/10	W	43-7	Iowa City, IA
1/21/11	W	30-20	Iowa City, IA
2/23/11	W	23-15	Des Moines, IA
1/29/16	W	31-24	Iowa City, IA
2/15/16	W	22-14	Des Moines, IA
1/24/30	W	25-18	Des Moines, IA
2/22/30	L	25-26	Iowa City, IA
1/5/31	W	21-20	Des Moines, IA
1/4/32	W	24-18	Des Moines, IA
12/12/32	W	52-11	Des Moines, IA
1/30/34	W	39-18	Des Moines, IA
1/3/35	L	25-45	Des Moines, IA
1/4/36	W	35-22	Iowa City, IA
12/11/65	W	66-60	Des Moines, IA
12/18/65	W	69-51	Iowa City, IA
12/10/66	W	90-83	Des Moines, IA
12/17/66	W	83-75	Iowa City, IA
12/16/67	L	65-74	Iowa City, IA
12/14/68	L	74-89	Des Moines, IA
12/22/69	W	101-78	Iowa City, IA
12/12/70	L	70-72	Des Moines, IA
12/30/71	W	89-83	Iowa City, IA
12/27/72	L	80-98	Des Moines, IA
12/4/73	W	70-55	Iowa City, IA
12/3/74	W	86-81	Des Moines, IA
12/23/75	W	77-73	Iowa City, IA
2/10/76	W	71-65	Des Moines, IA
12/4/76	W	86-71	Des Moines, IA
12/21/76	W	82-69	Iowa City, IA





# IOWA BASKETBALL

2018 MEDIA GUIDE

12/30/77	W	89-87	Iowa City, IA
12/9/78	L	69-72	Des Moines, IA
12/23/78	W	112-73	Iowa City, IA
12/29/79	W	77-66	Iowa City, IA
12/13/80	W	90-68	Iowa City, IA
12/30/81	W	60-49	Iowa City, IA
11/29/82	W	68-63	Des Moines, IA
12/21/83	W	66-43	Iowa City, IA
12/3/85	W	55-43	Des Moines, IA
12/13/86	W	69-62	Des Moines, IA
12/1/87	W	70-59	Iowa City, IA
11/29/88	W	96-72	Des Moines, IA
11/28/89	W	68-54	Des Moines, IA
11/27/90	W	80-61	Des Moines, IA
12/3/91	W	83-56	Iowa City, IA
1/4/93	W	80-65	Des Moines, IA
11/30/93	W	90-86	Iowa City, IA
11/29/94	W	103-68	Des Moines, IA
11/28/95	W	98-66	Iowa City, IA
12/3/96	W	79-59	Des Moines, IA
12/2/97	W	90-60	Iowa City, IA
12/1/98	W	78-74	Des Moines, IA
12/28/99	W	83-76##	Iowa City, IA
11/21/00	W	73-71	Des Moines, IA
12/12/01	W	101-59	Iowa City, IA
11/26/02	W	50-49	Des Moines, IA
11/25/03	W	74-56	Iowa City, IA
11/30/04	W	91-75	Des Moines, IA
12/20/05	W	65-60	Iowa City, IA
12/16/06	L	59-75	Des Moines, IA
12/14/07	L	51-56	Iowa City, IA
12/20/08	L	43-60	Des Moines, IA
12/19/09	W	71-67	Iowa City, IA
12/18/10	W	59-52	Des Moines, IA
12/17/11	W	82-68	Iowa City, IA
12/7/13	W	83-66	Des Moines, IA
12/19/15	W	70-64	Des Moines, IA
<b>Drexel (Iowa leads, 1-0)</b>			
12/18/89	W	59-50	Iowa City, IA
<b>Dubuque YMCA (Iowa leads, 1-0)</b>			
1/16/02	W	36-27	Dubuque, IA
<b>Duke (Duke leads, 7-1)</b>			
%12/31/68	L	82-85	New Orleans, LA
*3/16/91	L	70-85	Minneapolis, MN
*3/21/92	L	62-75	Greensboro, NC
1/16/93	L	56-65	Durham, NC
12/22/93	L	76-79	Iowa City, IA
%12/27/94	W	81-71	Honolulu, HI
%11/25/95	L	81-88	Anchorage, AK
11/27/01	L	62-80	Chicago, IL
<b>Duquesne (Series tied, 2-2)</b>			
12/9/29	W	35-26	Iowa City, IA
12/11/69	W	98-87	Iowa City, IA
12/10/71	L	75-80	Pittsburgh, PA
%11/17/09	L	50-52	Iowa City, IA
<b>Eastern Illinois (Iowa leads, 5-0)</b>			
%12/23/88	W	89-71	Chaminade, HI
1/2/94	W	91-52	Iowa City, IA
11/21/99	W	95-79	Iowa City, IA
12/30/03	W	71-62	Iowa City, IA
12/1/07	W	57-45	Iowa City, IA
<b>Eastern Michigan (Iowa leads, 1-0)</b>			
%12/21/92	W	103-66	San Juan, P. Rico
<b>Eastern Washington (Iowa leads, 1-0)</b>			
%12/5/03	W	70-54	Iowa City, IA
<b>East Tennessee State (Iowa leads, 2-0)</b>			
*3/14/91	W	76-73	Minneapolis, MN
%12/1/95	W	104-58	Iowa City, IA
<b>Evansville (Iowa leads, 5-2)</b>			
12/1/59	W	86-84	Evansville, IN
12/3/60	W	83-71	Evansville, IN
12/2/61	L	59-65	Evansville, IN
12/1/62	W	62-57	Evansville, IN
12/7/63	W	75-72	Evansville, IN
12/5/64	L	83-90	Evansville, IN
12/4/65	W	80-73	Evansville, IN

<b>Fairfield (Iowa leads, 1-0)</b>			
%12/2/05	W	75-59	Iowa City, IA
<b>Fairleigh Dickinson (Iowa leads, 1-0)</b>			
12/9/13	W	92-59	Iowa City, IA
<b>Florida Atlantic (Iowa leads, 1-0)</b>			
11/24/02	W	79-52	Iowa City, IA
<b>Florida Gulf Coast (Iowa leads, 1-0)</b>			
%11/18/07	W	62-49	Iowa City, IA
<b>Florida State (Iowa leads, 2-1)</b>			
*3/18/88	W	102-98	Los Angeles, CA
12/2/02	L	67-80	Tallahassee, FL
12/2/15	W	78-75#	Iowa City, IA
<b>Furman (Iowa leads, 1-0)</b>			
12/14/85	W	81-61	Iowa City, IA
<b>Gardner-Webb (Iowa leads, 2-0)</b>			
%11/17/12	W	65-56	Iowa City, IA
11/13/15	W	76-59	Iowa City, IA
<b>George Mason (Iowa leads, 1-0)</b>			
12/1/84	W	111-82	Iowa City, IA
<b>George Washington (Iowa leads, 1-0)</b>			
*3/15/96	W	81-79	Tempe, AZ
<b>Georgetown (Iowa leads, 1-0)</b>			
*3/16/80	W	81-80	Philadelphia, PA
<b>Georgia (Series tied, 1-1)</b>			
%12/3/88	W	102-76	Iowa City, IA
&3/11/98	L	93-100	Iowa City, IA
<b>Georgia State (Iowa leads, 2-0)</b>			
12/12/84	W	89-40	Iowa City, IA
12/20/06	W	101-59	Iowa City, IA
<b>Georgia Tech (Series tied, 1-1)</b>			
11/28/00	W	85-67	Iowa City, IA
&3/24/03	L	78-79	Iowa City, IA
<b>Gonzaga (Iowa leads, 2-1)</b>			
11/26/84	W	62-40	Iowa City, IA
12/23/85	W	84-64	Spokane, WA
*3/22/15	L	68-87	Seattle, WA
<b>Grambling State (Iowa leads, 1-0)</b>			
%12/6/96	W	93-73	Iowa City, IA
<b>Grinnell (Grinnell leads, 19-18)</b>			
11/6/01	W	34-19	Iowa City, IA
2/15/02	W	25-21	Grinnell, IA
2/2/03	L	5-6	Grinnell, IA
2/14/03	L	13-15	Iowa City, IA
12/4/03	W	39-35	Iowa City, IA
1/14/04	W	21-20	Grinnell, IA
1/19/04	L	12-35	Grinnell, IA
1904	W	23-19	Iowa City, IA
1/28/05	L	22-32	Grinnell, IA
2/23/05	W	24-17	Iowa City, IA
3/6/05	L	26-34	Grinnell, IA
1906	W	26-13	Iowa City, IA
2/22/06	L	19-20	Grinnell, IA
3/9/06	W	20-17	Iowa City, IA
1/30/07	W	20-17	Grinnell, IA
2/9/07	L	21-24	Iowa City, IA
1/20/08	W	15-13	Iowa City, IA
2/22/08	L	11-34	Grinnell, IA
3/11/08	L	12-26	Grinnell, IA
2/6/09	L	18-19	Iowa City, IA
2/12/09	L	14-25	Grinnell, IA
1/29/10	W	20-13	Iowa City, IA
2/11/10	L	13-18	Grinnell, IA
2/27/11	L	10-21	Grinnell, IA
3/9/11	W	12-10	Grinnell, IA
2/10/12	L	19-20	Iowa City, IA
1912	L	14-18	Grinnell, IA
1/24/13	L	12-26	Iowa City, IA
2/21/13	L	11-35	Grinnell, IA
1/23/14	L	20-38	Iowa City, IA
2/27/14	W	20-18	Grinnell, IA

1/30/15	L	14-15	Iowa City, IA
2/19/15	W	26-20	Grinnell, IA
1/25/16	W	25-16	Iowa City, IA
2/26/16	W	22-15	Grinnell, IA
1/27/17	W	19-16	Iowa City, IA
2/23/17	W	17-15	Grinnell, IA
<b>Hampton (Iowa leads, 1-0)</b>			
11/14/14	W	90-56	Iowa City, IA
<b>Hamline (Iowa leads, 1-0)</b>			
12/1/34	W	38-26	Iowa City, IA
<b>Hardin-Simmons (Iowa leads, 2-0)</b>			
12/21/70	W	90-77	Iowa City, IA
12/1/71	W	80-58	Iowa City, IA
<b>Harvard (Iowa leads, 1-0)</b>			
12/31/47	W	61-41	Iowa City, IA
<b>Haskall Indians (Iowa leads, 1-0)</b>			
2/2/09	W	32-18	Iowa City, IA
<b>Hawai'i (Iowa leads, 3-0)</b>			
%12/30/69	W	111-60	Honolulu, HI
%12/4/82	W	99-67	Iowa City, IA
%12/29/94	W	84-82	Honolulu, HI
<b>Hawaii-Hilo (Iowa leads, 2-0)</b>			
11/22/85	W	80-69	Hilo, HI
12/28/90	W	78-65	Hilo, HI
<b>Hawaii-Pacific (Iowa leads, 1-0)</b>			
11/23/85	W	85-68	Honolulu, HI
<b>Highland Park (Iowa leads, 4-1)</b>			
1903	W	27-17	Iowa City, IA
1/17/04	W	28-19	Highland Park
1/26/05	W	23-22	Highland Park
1/19/07	W	32-17	Highland Park
12/31/13	L	4-14	Highland Park
<b>Holy Cross (Iowa leads, 1-0)</b>			
&12/27/75	W	98-75	Honolulu, HI
<b>Houston (Series tied, 1-1)</b>			
%12/30/68	W	95-87	New Orleans, LA
12/19/81	L	52-62	Houston, TX
<b>Howard (Iowa leads, 1-0)</b>			
%11/15/12	W	66-36	Iowa City, IA
<b>Idaho (Idaho leads, 1-0)</b>			
*3/14/82	L	67-69#	Pullman, WA
<b>Idaho State (Iowa leads, 2-0)</b>			
11/9/07	W	58-43	Iowa City, IA
12/4/10	W	70-53	Iowa City, IA
<b>Illinois (Illinois leads, 83-73)</b>			
12/14/08	W	46-36	Iowa City, IA
1/28/13	L	9-35	Champaign, IL
2/23/24	L	14-26	Iowa City, IA
2/29/24	L	19-38	Champaign, IL
1/24/25	L	15-23	Champaign, IL
2/27/25	W	33-25	Iowa City, IA
1/22/27	L	33-40#	Champaign, IL
2/12/27	W	26-24	Iowa City, IA
1/13/28	W	36-30	Iowa City, IA
2/24/28	W	41-27	Champaign, IL
2/14/31	L	23-26	Iowa City, IA
2/28/31	L	13-31	Champaign, IL
2/27/33	W	30-27	Iowa City, IA
3/4/33	L	16-44	Champaign, IL
1/15/34	W	36-14	Iowa City, IA
2/26/34	L	31-35	Champaign, IL
1/4/36	W	27-26	Iowa City, IA
2/10/36	L	14-36	Champaign, IL
1/16/37	L	28-42	Champaign, IL
2/27/37	L	29-40	Iowa City, IA
2/6/39	L	26-34	Champaign, IL
3/2/40	W	62-47	Iowa City, IA
2/17/41	L	53-56	Champaign, IL
1/19/42	L	35-42	Champaign, IL
3/2/42	W	46-32	Iowa City, IA

1/16/43	L	41-61	Champaign, IL	1/15/92	W	74-69	Iowa City, IA	2/20/32	L	33-34	Iowa City, IA
1/18/43	L	34-66	Champaign, IL	2/23/92	L	72-77#	Champaign, IL	2/5/34	L	25-34	Bloomington, IN
1/21/44	W	56-51	Iowa City, IA	2/4/93	L	77-78	Champaign, IL	2/17/34	W	29-26	Iowa City, IA
1/22/44	W	53-44	Iowa City, IA	3/13/93	W	63-53	Iowa City, IA	1/19/35	L	35-40	Iowa City, IA
1/26/45	L	42-43	Champaign, IL	1/19/94	L	90-105	Champaign, IL	2/11/35	L	30-34	Bloomington, IN
3/3/45	W	43-37	Iowa City, IA	2/19/94	W	83-69	Iowa City, IA	1/4/37	L	24-28	Bloomington, IN
12/22/45	W	41-39	Iowa City, IA	2/1/95	L	74-79	Iowa City, IA	2/6/37	L	34-38	Iowa City, IA
2/23/46	L	51-57	Champaign, IL	2/11/95	L	97-104#	Champaign, IL	1/8/38	W	48-39	Iowa City, IA
2/8/47	L	36-45	Champaign, IL	1/18/96	W	82-79	Iowa City, IA	1/17/38	W	36-32	Bloomington, IN
2/9/48	W	70-61	Iowa City, IA	2/24/96	L	86-91	Champaign, IL	2/11/39	L	39-50	Iowa City, IA
2/21/49	L	49-80	Champaign, IL	1/29/97	W	82-65	Iowa City, IA	2/20/39	L	40-45	Bloomington, IN
2/11/50	W	70-65	Champaign, IL	2/9/97	L	51-66	Champaign, IL	1/8/40	L	30-45	Bloomington, IN
1/8/51	L	69-72	Iowa City, IA	1/8/98	L	64-76	Iowa City, IA	2/19/40	L	42-46	Iowa City, IA
1/20/51	L	53-69	Champaign, IL	2/22/98	L	72-79	Champaign, IL	2/10/41	L	40-50	Bloomington, IN
2/9/52	W	73-68	Iowa City, IA	1/7/99	W	84-62	Iowa City, IA	2/22/41	L	36-47	Iowa City, IA
2/23/52	L	62-78	Champaign, IL	2/21/99	W	78-72	Champaign, IL	2/23/42	W	55-52	Iowa City, IA
2/14/53	L	63-80	Champaign, IL	1/26/00	L	58-69	Iowa City, IA	1/23/43	L	55-71	Iowa City, IA
2/21/53	W	67-62	Iowa City, IA	2/12/00	L	50-78	Champaign, IL	1/25/43	L	43-64	Iowa City, IA
1/18/54	W	79-70	Champaign, IL	1/11/01	W	78-62	Iowa City, IA	1/28/44	W	43-42	Bloomington, IN
2/20/54	L	51-74	Iowa City, IA	2/24/01	L	63-89	Champaign, IL	1/29/44	W	52-40	Bloomington, IN
1/17/55	W	92-80	Iowa City, IA	1/15/02	L	66-77	Champaign, IL	1/22/45	W	56-51	Iowa City, IA
2/21/55	W	89-70	Champaign, IL	1/15/03	W	68-61	Iowa City, IA	2/10/45	W	45-40	Bloomington, IN
3/3/56	W	96-72	Iowa City, IA	1/17/04	L	82-88	Champaign, IL	1/12/46	L	39-45	Bloomington, IN
1/7/57	L	70-81	Champaign, IL	2/25/04	L	59-78	Iowa City, IA	2/25/46	L	46-49	Iowa City, IA
1/6/58	W	70-68	Champaign, IL	1/20/05	L	68-73#	Champaign, IL	1/18/47	L	48-50	Bloomington, IN
2/22/58	W	83-79	Iowa City, IA	2/19/05	L	65-75	Iowa City, IA	2/22/47	W	68-46	Bloomington, IN
1/12/59	L	97-103	Champaign, IL	1/7/06	W	63-48	Iowa City, IA	1/17/48	W	61-52	Iowa City, IA
2/28/59	L	70-72	Iowa City, IA	2/25/06	L	59-71	Champaign, IL	2/14/48	L	47-49	Bloomington, IN
2/27/60	L	70-85	Champaign, IL	1/10/07	L	70-74	Champaign, IL	1/10/49	L	39-50	Bloomington, IN
1/16/61	W	78-71	Iowa City, IA	3/3/07	W	60-53	Iowa City, IA	2/26/49	L	60-76	Iowa City, IA
2/10/62	L	81-91	Iowa City, IA	3/1/08	L	47-58	Iowa City, IA	1/14/50	W	65-64	Iowa City, IA
3/3/62	W	88-78	Iowa City, IA	2/1/09	L	54-62	Champaign, IL	2/25/50	W	59-53	Bloomington, IN
1/5/63	L	76-85	Iowa City, IA	1/5/10	L	42-59	Champaign, IL	2/12/51	L	54-63	Iowa City, IA
3/9/63	L	69-73	Champaign, IL	2/3/10	L	49-57	Iowa City, IA	2/26/51	L	53-63	Bloomington, IN
1/11/64	L	70-87	Iowa City, IA	12/29/10	L	77-87	Iowa City, IA	1/12/52	W	78-59	Iowa City, IA
3/9/64	L	67-90	Champaign, IL	2/26/11	L	68-81	Champaign, IL	1/21/52	L	69-82	Bloomington, IN
2/23/65	L	80-97	Champaign, IL	2/26/12	L	54-65	Champaign, IL	12/22/53	L	72-91	Iowa City, IA
3/6/65	W	94-84	Iowa City, IA	3/3/12	W	64-61	Indianapolis, IN	3/9/53	L	61-68	Bloomington, IN
3/5/66	L	90-106	Champaign, IL	3/5/13	W	63-55	Iowa City, IA	2/22/54	W	82-64	Bloomington, IN
2/17/67	W	96-89	Iowa City, IA	2/1/14	W	81-74	Champaign, IL	2/12/55	W	90-75	Iowa City, IA
2/3/68	L	63-66	Champaign, IL	3/8/14	L	63-66	Iowa City, IA	2/20/56	W	87-83	Bloomington, IN
3/2/68	W	61-56	Iowa City, IA	2/25/15	W	68-60	Iowa City, IA	3/5/56	W	84-73	Iowa City, IA
2/8/69	L	69-98	Champaign, IL	2/7/16	W	77-65	Champaign, IL	2/2/57	L	66-82	Iowa City, IA
2/25/69	W	74-53	Iowa City, IA	3/3/10/16	L	66-68	Indianapolis, IN	2/18/57	L	76-90	Bloomington, IN
2/17/70	W	83-81	Champaign, IL	1/25/17	L	64-76	Champaign, IL	1/18/58	W	79-75	Iowa City, IA
2/2/71	W	92-84	Iowa City, IA	2/18/17	L	66-70	Iowa City, IA	1/17/59	W	88-78	Bloomington, IN
2/15/72	W	87-84#	Iowa City, IA					2/8/60	L	74-87	Bloomington, IN
3/7/72	L	84-91	Champaign, IL					2/20/60	L	64-79	Iowa City, IA
1/13/73	L	78-80	Champaign, IL	<b>Illinois State (Illinois State leads, 1-0)</b>				2/11/61	W	74-67	Bloomington, IN
3/10/73	W	93-76	Iowa City, IA	%12/29/88	L	88-89	Oklahoma City, OK	3/4/61	L	69-78	Iowa City, IA
2/23/74	L	84-91	Champaign, IL	<b>Illinois YMCA (Illinois YMCA leads, 1-0)</b>				2/17/62	L	69-72	Bloomington, IN
1/4/75	W	95-70	Iowa City, IA	2/1/06	L	24-35	Chicago, IL	2/18/63	L	71-72	Iowa City, IA
3/8/75	W	73-70	Champaign, IL					1/4/64	W	72-71	Bloomington, IN
1/3/76	W	84-60	Iowa City, IA	<b>Illinois Wesleyan (Iowa leads, 3-1)</b>				2/10/64	W	82-75	Iowa City, IA
3/6/76	W	82-70	Champaign, IL	12/31/20	L	26-29	Bloomington, IN	1/11/65	L	76-85	Iowa City, IA
1/15/77	W	84-81#	Champaign, IL	11/26/83	W	86-60	Iowa City, IA	1/18/65	W	74-68	Bloomington, IN
2/24/77	W	76-64	Iowa City, IA	12/15/84	W	99-39	Iowa City, IA	1/17/66	L	61-73	Bloomington, IN
1/26/78	L	61-70	Iowa City, IA					3/7/66	W	82-77	Iowa City, IA
2/18/78	L	76-77	Champaign, IL	<b>Indiana (Indiana leads, 101-76)</b>				1/7/67	W	84-73	Iowa City, IA
1/25/79	W	58-52	Iowa City, IA	2/6/09	L	12-18	Bloomington, IN	2/25/67	W	75-74#	Bloomington, IN
2/17/79	W	67-53	Champaign, IL	1/19/15	W	29-20	Iowa City, IA	2/24/68	W	78-70	Bloomington, IN
1/3/80	W	72-71	Champaign, IL	2/23/15	W	20-19	Bloomington, IN	1/11/69	W	91-72	Iowa City, IA
3/1/80	W	75-71	Iowa City, IA	1/12/17	L	12-21	Iowa City, IA	1/31/70	W	100-93	Iowa City, IA
1/31/81	L	66-79	Champaign, IL	1/19/17	L	7-12	Bloomington, IN	2/7/70	W	104-89	Bloomington, IN
2/7/81	W	72-66	Iowa City, IA	2/17/18	L	25-29	Iowa City, IA	2/13/71	L	84-86	Iowa City, IA
1/9/82	W	56-50	Iowa City, IA	3/8/18	W	13-11	Bloomington, IN	3/6/71	L	88-104	Bloomington, IN
3/4/82	L	67-73#	Champaign, IL	1/13/19	L	14-23	Iowa City, IA	2/19/72	L	79-86	Bloomington, IN
2/3/83	L	61-62	Champaign, IL	1/24/19	W	21-12	Bloomington, IN	3/3/73	L	64-80#	Iowa City, IA
2/12/83	W	68-66	Iowa City, IA	2/7/20	W	28-20	Iowa City, IA	1/19/74	L	51-55	Iowa City, IA
2/2/84	L	52-54##	Iowa City, IA	2/13/20	L	19-25	Bloomington, IN	2/2/74	L	50-85	Bloomington, IN
2/12/84	L	53-73	Champaign, IL	2/21/21	W	22-15	Iowa City, IA	1/11/75	L	49-102	Bloomington, IN
1/5/85	W	64-60	Iowa City, IA	2/26/21	W	26-17	Bloomington, IN	2/8/75	L	56-79	Iowa City, IA
3/7/85	L	53-59#	Champaign, IL	1/22/23	W	19-13	Iowa City, IA	1/26/76	L	73-88	Iowa City, IA
1/4/86	W	60-59	Champaign, IL	2/5/23	L	21-23	Bloomington, IN	2/23/76	L	81-101	Bloomington, IN
3/6/86	W	57-53	Iowa City, IA	1/31/25	L	28-30	Iowa City, IA	1/29/77	L	65-81	Bloomington, IN
1/14/87	W	91-88#	Champaign, IL	2/9/25	L	21-28	Bloomington, IN	2/28/77	W	80-73	Iowa City, IA
2/14/87	W	66-61	Iowa City, IA	1/16/26	W	29-22	Iowa City, IA	1/5/78	L	51-69	Bloomington, IN
1/21/88	W	93-79	Iowa City, IA	2/1/26	L	20-30	Bloomington, IN	3/4/78	L	55-71	Iowa City, IA
3/6/88	L	81-94	Champaign, IL	2/11/28	L	33-50	Bloomington, IN	1/13/79	W	90-61	Iowa City, IA
2/5/89	W	86-82	Iowa City, IA	2/26/28	L	39-49	Iowa City, IA	2/22/79	L	62-64	Bloomington, IN
3/8/89	L	94-118	Champaign, IL	2/21/29	W	29-27	Iowa City, IA	1/17/80	L	69-81	Bloomington, IN
1/29/90	W	69-67	Iowa City, IA	3/4/29	L	30-35	Bloomington, IN	2/14/80	L	55-66	Iowa City, IA
3/4/90	L	85-118	Champaign, IL	1/19/31	L	20-28	Iowa City, IA	1/22/81	W	56-53	Bloomington, IN
1/28/91	L	50-53	Champaign, IL	2/9/31	L	18-31	Bloomington, IN	2/19/81	W	78-65	Iowa City, IA
2/23/91	L	74-79	Iowa City, IA	1/18/32	L	27-35	Bloomington, IN	2/4/82	W	62-40	Iowa City, IA





**Longwood (Iowa leads, 1-0)**  
 11/29/14 W 77-44 Iowa City, IA

**Loyola-Chicago (Iowa leads, 4-3)**  
 12/19/35 W 33-26 Chicago, IL  
 12/28/50 W 61-56 Chicago, IL  
 12/4/54 W 89-79 Chicago, IL  
 2/2/63 L 68-86 Chicago, IL  
 2/1/64 L 71-85 Chicago, IL  
 2/4/67 L 87-98 Chicago, IL  
 1/8/68 W 71-65 Iowa City, IA

**Loyola Marymount (Iowa leads, 2-0)**  
 12/17/55 W 84-61 Iowa City, IA  
 %12/6/86 W 103-80 Iowa City, IA

**Loyola-New Orleans (Iowa leads, 2-0)**  
 12/17/56 W 80-65 Iowa City, IA  
 12/22/59 W 68-96 Iowa City, IA

**Los Angeles State (Iowa leads, 1-0)**  
 12/18/61 W 82-72 Iowa City, IA

**Louisiana-Monroe (Iowa leads, 4-1)**  
 12/6/75 W 97-87 Iowa City, IA  
 \*3/12/82 W 70-63 Pullman, WA  
 \*3/19/93 W 82-69 Nashville, TN  
 %11/30/07 L 67-72# Iowa City, IA  
 11/16/10 W 68-40 Iowa City, IA

**Louisiana Tech (Iowa leads, 3-0)**  
 %12/7/91 W 84-65 Iowa City, IA  
 11/17/01 W 75-67 Iowa City, IA  
 12/21/11 W 77-58 Iowa City, IA

**Louisiana State (LSU leads, 3-0)**  
 %12/28/64 L 81-92 Pullman, WA  
 %11/26/96 L 60-70+ Maui, HI  
 &3/13/02 L 61-63 Iowa City, IA

**Louisville (Series tied, 2-2)**  
 \*3/22/80 L 72-80 Indianapolis, IN  
 12/7/83 L 58-79 Louisville, KY  
 11/29/03 W 70-69# Indianapolis, IN  
 %11/22/04 W 76-71 Maui, HI

**Luther (Iowa leads, 3-0)**  
 1908 W 34-32 Decorah, IA  
 2/26/09 W 34-12 Decorah, IA  
 1/19/10 W 19-15 Decorah, IA

**Mankato State (Iowa leads, 1-0)**  
 12/1/77 W 91-71 Iowa City, IA

**Marquette (Iowa leads, 11-7)**  
 1/15/23 L 20-21 Iowa City, IA  
 1/11/24 W 28-17 Milwaukee, WI  
 1/2/26 W 19-16 Milwaukee, WI  
 1927 W 35-21 Milwaukee, WI  
 12/31/27 W 31-17 Milwaukee, WI  
 1929 W 38-15 Milwaukee, WI  
 12/21/29 L 19-29 Milwaukee, WI  
 3/4/30 L 21-39 Iowa City, IA  
 12/30/35 W 31-27 Milwaukee, WI  
 1/2/37 W 37-34 Milwaukee, WI  
 1/1/38 L 23-36 Milwaukee, WI  
 12/30/39 L 43-49# Milwaukee, WI  
 \*3/12/55 W 86-81 Kansas City, MO  
 12/23/72 L 61-69 Iowa City, IA  
 12/8/73 L 70-86 Milwaukee, WI  
 12/5/81 W 86-65# Milwaukee, WI  
 12/8/82 W 87-66 Iowa City, IA  
 11/19/15 W 89-61 Milwaukee, WI

**Maryland (Maryland leads, 4-3)**  
 %12/25/84 L 68-70 Honolulu, HI  
 11/30/99 L 65-83 Baltimore, MD  
 &4/2/13 W 71-60 New York, NY  
 2/8/15 W 71-55 Iowa City, IA  
 1/28/16 L 68-74 College Park, MD  
 1/19/17 L 76-84 Iowa City, IA  
 2/25/17 W 83-69 College Park, MD

**Maryland-Baltimore County (Iowa leads, 2-0)**  
 12/15/90 W 98-81 Iowa City, IA  
 12/6/14 W 77-47 Iowa City, IA

**Maryland Eastern Shore (Iowa leads, 5-0)**  
 11/23/91 W 101-45 Iowa City, IA  
 11/13/01 W 89-59 Iowa City, IA  
 %11/14/05 W 86-41 Iowa City, IA  
 %11/20/07 W 65-48 Iowa City, IA  
 11/14/13 W 109-63 Iowa City, IA

**McNeese State (Iowa leads, 1-0)**  
 11/26/88 W 77-56 Iowa City, IA

**Memphis (Iowa leads, 2-1)**  
 %2/30/83 W 73-66 Los Angeles, CA  
 %11/20/01 W 75-71 Kansas City, MO  
 %11/26/16 L 92-100 Niceville, FL

**Mercer (Iowa leads, 1-0)**  
 12/28/01 W 77-43 Iowa City, IA

**Miami, Ohio (Iowa leads, 2-0)**  
 2/8/58 W 82-77 Iowa City, IA  
 12/9/61 W 75-55 Iowa City, IA

**Michigan (Michigan leads, 91-63)**  
 1/21/21 L 15-19 Ann Arbor, MI  
 2/27/22 L 20-22 Iowa City, IA  
 3/4/22 L 19-25 Ann Arbor, MI  
 1/15/23 W 18-17 Iowa City, IA  
 3/3/23 W 20-18 Ann Arbor, MI  
 1/19/24 L 18-23 Ann Arbor, MI  
 2/25/24 L 25-27 Iowa City, IA  
 1/11/26 L 16-22 Ann Arbor, MI  
 2/13/26 W 24-21 Iowa City, IA  
 1927 L 22-41 Iowa City, IA  
 1927 L 29-31# Ann Arbor, MI  
 1929 L 25-36 Iowa City, IA  
 1929 L 18-25 Ann Arbor, MI  
 2/15/32 L 22-40 Ann Arbor, MI  
 2/27/32 L 27-35 Iowa City, IA  
 1/7/33 L 25-33 Iowa City, IA  
 2/18/33 W 36-35 Ann Arbor, MI  
 2/16/35 L 27-29 Iowa City, IA  
 2/25/35 W 37-25 Ann Arbor, MI  
 2/3/36 L 27-31# Ann Arbor, MI  
 2/22/36 L 25-31 Iowa City, IA  
 2/14/38 W 38-20 Ann Arbor, MI  
 2/26/38 W 37-25 Iowa City, IA  
 1/21/39 L 32-47 Iowa City, IA  
 1/13/40 L 38-47 Ann Arbor, MI  
 2/15/41 L 29-40 Iowa City, IA  
 1/3/42 W 40-34 Ann Arbor, MI  
 2/21/42 W 59-38 Iowa City, IA  
 1/19/45 W 29-27 Ann Arbor, MI  
 2/3/45 W 50-37 Iowa City, IA  
 2/15/47 W 55-46 Iowa City, IA  
 3/1/48 L 35-51 Ann Arbor, MI  
 3/5/49 W 63-62 Iowa City, IA  
 1/7/50 L 46-66 Ann Arbor, MI  
 2/24/51 W 70-48 Iowa City, IA  
 3/5/51 W 65-55 Ann Arbor, MI  
 1/7/52 W 54-46 Ann Arbor, MI  
 2/11/52 W 82-59 Iowa City, IA  
 12/13/52 W 85-77 Iowa City, IA  
 1/12/53 L 61-66 Ann Arbor, MI  
 1/11/54 W 93-78 Iowa City, IA  
 2/8/54 W 86-68 Ann Arbor, MI  
 2/26/55 W 96-84 Iowa City, IA  
 3/7/55 L 58-74 Ann Arbor, MI  
 1/21/56 W 78-67 Ann Arbor, MI  
 3/2/57 L 79-83 Iowa City, IA  
 1/4/58 L 65-73 Iowa City, IA  
 3/8/58 L 92-95 Ann Arbor, MI  
 1/31/59 W 78-74 Iowa City, IA  
 2/16/59 L 86-90 Ann Arbor, MI  
 3/5/60 W 68-53 Iowa City, IA  
 2/20/61 W 50-46 Ann Arbor, MI  
 1/15/62 L 55-56 Ann Arbor, MI  
 2/24/62 W 68-63 Iowa City, IA  
 1/7/63 L 67-88 Iowa City, IA  
 2/25/63 L 70-78 Ann Arbor, MI  
 3/7/64 L 61-69 Iowa City, IA  
 2/8/65 L 66-81 Ann Arbor, MI

2/21/66 W 91-82 Iowa City, IA  
 2/28/66 L 88-103 Ann Arbor, MI  
 1/23/67 W 91-81 Iowa City, IA  
 3/11/67 W 83-76 Ann Arbor, MI  
 2/10/68 W 99-86 Ann Arbor, MI  
 3/9/68 L 70-71 Iowa City, IA  
 1/4/69 L 92-99# Ann Arbor, MI  
 2/15/69 L 85-86 Iowa City, IA  
 1/6/70 W 107-99 Ann Arbor, MI  
 3/9/71 L 82-86 Iowa City, IA  
 1/25/72 L 86-90 Ann Arbor, MI  
 3/11/72 W 95-69 Iowa City, IA  
 1/8/73 L 59-71 Ann Arbor, MI  
 1/29/73 W 75-68 Iowa City, IA  
 1/26/74 L 84-86# Iowa City, IA  
 1/18/75 L 70-75 Iowa City, IA  
 2/15/75 L 75-99 Ann Arbor, MI  
 1/31/76 L 95-104 Ann Arbor, MI  
 2/28/76 L 74-88 Iowa City, IA  
 1/17/77 L 75-99 Iowa City, IA  
 2/17/77 L 80-91 Ann Arbor, MI  
 1/12/78 L 56-66 Iowa City, IA  
 2/25/78 L 76-82 Ann Arbor, MI  
 1/6/79 W 85-79 Ann Arbor, MI  
 3/1/79 L 53-61 Iowa City, IA  
 1/5/80 L 65-68 Ann Arbor, MI  
 2/28/80 W 83-67 Iowa City, IA  
 1/17/81 W 75-58 Ann Arbor, MI  
 2/26/81 W 69-66 Iowa City, IA  
 1/23/82 W 56-38 Iowa City, IA  
 2/20/82 L 58-68 Ann Arbor, MI  
 1/8/83 W 79-72 Iowa City, IA  
 3/10/83 L 60-66 Ann Arbor, MI  
 1/7/84 L 49-53 Ann Arbor, MI  
 3/7/84 L 46-53 Iowa City, IA  
 1/19/85 L 67-69### Ann Arbor, MI  
 2/14/85 L 52-56 Iowa City, IA  
 1/18/86 L 57-61 Iowa City, IA  
 2/15/86 L 66-82 Ann Arbor, MI  
 1/31/87 L 92-100 Ann Arbor, MI  
 2/28/87 W 95-85 Iowa City, IA  
 2/3/88 L 103-120 Ann Arbor, MI  
 2/27/88 W 95-87 Iowa City, IA  
 2/9/89 L 107-108## Iowa City, IA  
 3/4/89 L 96-119 Ann Arbor, MI  
 1/20/90 W 78-76# Iowa City, IA  
 3/10/90 L 96-127 Ann Arbor, MI  
 1/10/91 W 79-78 Iowa City, IA  
 2/9/91 L 70-84 Ann Arbor, MI  
 1/9/92 L 77-80# Iowa City, IA  
 2/12/92 L 74-79 Ann Arbor, MI  
 1/31/93 W 88-80 Iowa City, IA  
 3/2/93 L 73-82 Ann Arbor, MI  
 1/8/94 L 70-71 Iowa City, IA  
 2/16/94 L 76-89 Ann Arbor, MI  
 1/11/95 L 82-83## Ann Arbor, MI  
 3/5/95 W 86-69 Iowa City, IA  
 1/28/96 W 70-61 Iowa City, IA  
 2/13/96 W 62-55 Ann Arbor, MI  
 1/19/97 L 71-79 Ann Arbor, MI  
 2/20/97 W 80-75 Iowa City, IA  
 2/1/98 L 66-80 Iowa City, IA  
 \$3/6/98 L 66-77 Chicago, IL  
 130/99 W 81-68 Ann Arbor, MI  
 1/22/00 W 83-78 Iowa City, IA  
 3/1/00 L 78-87 Ann Arbor, MI  
 1/20/01 L 69-70 Iowa City, IA  
 2/14/01 L 85-94 Ann Arbor, MI  
 2/23/02 W 76-56 Iowa City, IA  
 2/8/03 L 62-70 Ann Arbor, MI  
 1/28/04 L 84-90 Ann Arbor, MI  
 2/14/04 W 69-61 Iowa City, IA  
 \$3/12/04 L 70-79 Indianapolis, IN  
 1/5/05 L 63-65 Iowa City, IA  
 3/5/05 W 74-72# Ann Arbor, MI  
 2/4/06 W 94-66 Iowa City, IA  
 1/31/07 W 69-62 Ann Arbor, MI  
 1/19/08 W 68-60 Ann Arbor, MI  
 2/14/08 L 52-60 Iowa City, IA  
 \$3/13/08 L 47-55 Indianapolis, IN  
 1/11/09 L 49-64 Ann Arbor, MI  
 2/22/09 W 70-60# Iowa City, IA  
 \$3/12/09 L 45-73 Indianapolis, IN  
 1/30/10 L 46-60 Ann Arbor, MI  
 2/16/10 L 78-80# Iowa City, IA







3/4/68	W	91-72	Minneapolis, MN
1/18/69	W	89-68	Iowa City, IA
3/4/69	L	65-71	Minneapolis, MN
2/3/70	W	90-77	Iowa City, IA
2/16/71	L	76-88	Minneapolis, MN
1/29/72	L	50-61	Iowa City, IA
2/5/72	L	52-53	Minneapolis, MN
1/6/73	W	65-62#	Iowa City, IA
3/5/73	W	79-77	Minneapolis, MN
1/5/74	W	66-55	Iowa City, IA
3/9/74	W	60-50	Minneapolis, MN
1/25/75	W	53-44	Iowa City, IA
2/22/75	L	67-68	Minneapolis, MN
1/10/76	W	71-68	Iowa City, IA
2/7/76	W	65-58	Iowa City, IA
1/8/77	W	Forfeit	Iowa City, IA
2/12/77	W	Forfeit	Minneapolis, MN
2/2/78	L	71-82	Minneapolis, MN
2/11/78	L	65-78	Iowa City, IA
1/27/79	W	81-64	Iowa City, IA
2/3/79	W	97-71	Minneapolis, MN
1/26/80	W	80-73	Iowa City, IA
2/2/80	W	73-63	Minneapolis, MN
1/24/81	L	48-60	Iowa City, IA
2/12/81	W	60-58#	Minneapolis, MN
1/14/82	L	56-61	Minneapolis, MN
2/27/82	L	55-57###	Iowa City, IA
1/20/83	W	68-52	Minneapolis, MN
2/27/83	L	69-71	Iowa City, IA
1/19/84	L	49-56	Iowa City, IA
2/25/84	W	62-50	Minneapolis, MN
1/12/85	L	57-65	Minneapolis, MN
2/6/85	W	70-65	Iowa City, IA
1/11/86	W	75-62	Iowa City, IA
2/9/86	L	60-65	Minneapolis, MN
1/10/87	W	78-57	Minneapolis, MN
2/7/87	W	78-47	Iowa City, IA
1/30/88	W	76-51	Iowa City, IA
2/20/88	W	107-86	Minneapolis, MN
1/14/89	L	78-80	Minneapolis, MN
2/18/89	W	99-61	Iowa City, IA
1/25/90	L	72-84	Minneapolis, MN
2/24/90	L	80-102	Iowa City, IA
1/12/91	L	77-79	Minneapolis, MN
2/14/91	W	82-69	Iowa City, IA
2/1/92	W	87-70	Iowa City, IA
2/25/92	W	79-64	Minneapolis, MN
1/13/93	W	84-77	Iowa City, IA
2/13/93	L	85-91	Minneapolis, MN
2/2/94	W	92-88	Iowa City, IA
3/5/94	L	96-107###	Minneapolis, MN
1/28/95	L	54-55	Iowa City, IA
2/15/95	W	74-70	Minneapolis, MN
1/6/96	W	92-63	Iowa City, IA
3/6/96	L	64-72	Minneapolis, MN
1/23/97	L	51-66	Minneapolis, MN
2/15/97	L	66-68	Iowa City, IA
1/18/98	W	82-69	Minneapolis, MN
2/12/98	L	71-73	Iowa City, IA
1/16/99	L	70-75	Minneapolis, MN
2/10/99	W	76-73	Iowa City, IA
1/12/00	L	82-85	Minneapolis, MN
2/27/00	W	71-59	Iowa City, IA
\$3/9/00	W	81-78	Chicago, IL
1/24/01	W	87-74	Minneapolis, MN
1/31/01	W	64-55	Iowa City, IA
2/9/02	L	78-86	Iowa City, IA
2/12/03	L	64-77	Minneapolis, MN
1/13/04	W	83-68	Minneapolis, MN
2/28/04	W	66-62	Iowa City, IA
1/15/05	W	66-60	Iowa City, IA
2/23/05	L	57-65	Minneapolis, MN
1/18/06	W	76-72###	Iowa City, IA
2/18/06	L	61-74	Minneapolis, MN
\$3/10/06	W	67-57	Indianapolis, IN
1/13/07	W	60-49	Iowa City, IA
2/7/07	W	91-78	Minneapolis, MN
2/9/08	L	50-63	Minneapolis, MN
1/8/09	L	49-52	Iowa City, IA
1/2/10	L	74-86	Iowa City, IA
3/7/10	L	53-88	Minneapolis, MN
1/16/11	L	59-69	Minneapolis, MN
2/13/11	L	45-62	Iowa City, IA
1/4/12	W	64-62	Minneapolis, MN
2/1/12	W	63-59	Iowa City, IA

2/3/13	L	59-62	Minneapolis, MN
2/17/13	W	72-51	Iowa City, IA
1/19/14	W	94-73	Iowa City, IA
2/25/14	L	89-95	Minneapolis, MN
1/13/15	W	77-75	Minneapolis, MN
2/12/15	L	59-64	Iowa City, IA
2/14/16	W	75-71	Iowa City, IA
2/8/17	L	89-101##	Minneapolis, MN
<b>Minnesota A.C. (Series tied, 1-1)</b>			
3/3/02	L	20-24	Minneapolis, MN
1/11/05	W	24-18	Minneapolis, MN
<b>Minnesota-Duluth (Iowa leads, 1-0)</b>			
12/30/73	W	92-72	Iowa City, IA
<b>Mississippi State (Iowa leads, 2-0)</b>			
%12/22/80	W	81-62	Dayton, OH
%12/5/92	W	69-54	Iowa City, IA
<b>Mississippi Valley State (Iowa leads, 1-0)</b>			
12/1/92	W	100-69	Iowa City, IA
<b>Missouri (Iowa leads, 10-7)</b>			
1/30/08	W	46-16	Iowa City, IA
2/16/10	W	20-6	Iowa City, IA
1/11/30	L	24-25	Iowa City, IA
2/2/51	W	63-53	Iowa City, IA
12/15/51	W	48-43	Columbia, MO
2/6/54	W	73-53	Iowa City, IA
12/11/54	L	94-97	Columbia, MO
*3/19/83	W	77-63	Louisville, KY
12/21/96	W	88-77	Iowa City, IA
1/24/98	L	79-80#	Columbia, MO
12/19/98	W	82-68	Iowa City, IA
12/18/99	L	61-72	Columbia, MO
12/16/00	W	99-94##	Iowa City, IA
%11/21/01	L	77-78	Kansas City, MO
12/15/01	W	83-65	Columbia, MO
1/4/03	L	82-88	Iowa City, IA
1/3/04	L	56-76	Columbia, MO
<b>Missouri-St. Louis (Iowa leads, 1-0)</b>			
12/3/86	W	89-64	Iowa City, IA
<b>Monmouth, IL (Iowa leads, 4-1)</b>			
3/10/30	L	23-29	Monmouth, IL
12/9/32	W	28-22	Iowa City, IA
12/9/38	W	37-34	Iowa City, IA
12/7/40	W	75-35	Iowa City, IA
12/18/43	W	54-29	Iowa City, IA
<b>Monmouth, NJ (Iowa leads, 1-0)</b>			
12/30/89	W	55-46	Iowa City, IA
<b>Montana State (Iowa leads, 2-0)</b>			
12/23/46	W	76-49	Iowa City, IA
%12/6/02	W	65-44	Iowa City, IA
<b>Morehead State (Iowa leads, 3-0)</b>			
3/16/56	W	97-83	Iowa City, IA
11/28/84	W	89-46	Iowa City, IA
12/23/95	W	82-57	Iowa City, IA
<b>Morgan State (Iowa leads, 1-0)</b>			
11/25/94	W	126-79	Iowa City, IA
<b>Navy (Iowa leads, 2-0)</b>			
%12/3/82	W	76-65	Iowa City, IA
%12/4/87	W	91-61	Iowa City, IA
<b>Nebraska (Iowa leads, 19-10)</b>			
1/21/07	L	17-27	Lincoln, NE
2/22/07	W	32-29	Iowa City, IA
3/7/08	W	39-26	Iowa City, IA
1/25/30	L	26-41	Lincoln, NE
12/19/31	W	34-29	Iowa City, IA
12/20/34	W	31-24	Lincoln, NE
12/30/41	L	34-41	Iowa City, IA
12/19/42	L	43-52	Iowa City, IA
12/10/43	W	50-33	Iowa City, IA
12/16/44	W	61-45	Lincoln, NE
12/17/45	W	61-35	Iowa City, IA

12/12/53	L	70-81	Lincoln, NE
12/6/54	W	84-61	Lincoln, NE
12/3/55	W	60-51	Iowa City, IA
12/3/56	L	43-67	Lincoln, NE
12/5/70	L	82-56	Lincoln, NE
12/21/71	W	86-77	Iowa City, IA
12/2/75	W	72-65	Iowa City, IA
11/27/76	W	71-57	Lincoln, NE
1/26/12	L	73-79	Iowa City, IA
2/29/12	W	62-53	Lincoln, NE
2/23/13	L	60-64	Lincoln, NE
3/9/13	W	74-60	Iowa City, IA
12/31/13	W	67-57	Iowa City, IA
1/5/15	W	70-59	Iowa City, IA
2/22/15	W	74-46	Lincoln, NE
1/5/16	W	77-66	Iowa City, IA
1/5/17	L	90-93##	Lincoln, NE
2/5/17	W	81-70	Iowa City, IA
<b>Nebraska-Omaha (Iowa leads, 2-1)</b>			
11/30/81	W	71-58	Iowa City, IA
11/10/13	W	83-75	Iowa City, IA
12/3/16	L	89-98	Iowa City, IA
<b>Nevada-Las Vegas (UNLV leads, 3-1)</b>			
%12/21/77	L	84-85	Las Vegas, NV
*3/22/87	L	81-84	Seattle, WA
*3/20/88	W	104-86	Los Angeles, CA
12/23/89	L	80-97	Las Vegas, NV
<b>Nevada (Iowa leads, 3-0)</b>			
12/21/61	W	88-46	Iowa City, IA
12/13/71	W	87-85	Iowa City, IA
12/9/80	W	112-71	Iowa City, IA
<b>New Mexico (New Mexico leads, 1-0)</b>			
%12/29/77	L	83-96	Albuquerque, NM
<b>New York University (Iowa leads, 1-0)</b>			
%12/28/59	W	80-75	New York, NY
<b>North Carolina (Iowa leads, 3-1)</b>			
1/7/89	W	98-97	Chapel Hill, NC
12/9/90	W	87-74	Iowa City, IA
%11/24/04	L	92-106	Maui, HI
12/3/14	W	60-55	Chapel Hill, NC
<b>North Carolina A&amp;T (Iowa leads, 1-0)</b>			
11/14/11	W	95-79	Iowa City, IA
<b>North Carolina-Asheville (Iowa leads, 1-0)</b>			
11/23/03	W	107-80	Iowa City, IA
<b>North Carolina-Charlotte (Iowa leads, 1-0)</b>			
1/27/73	W	72-49	Iowa City, IA
<b>North Carolina Central (Iowa leads, 1-0)</b>			
11/28/09	W	73-63	Iowa City, IA
<b>North Carolina-Greensboro (Iowa leads, 1-0)</b>			
%12/4/04	W	83-58	Iowa City, IA
<b>North Carolina-Wilmington (Iowa leads, 1-0)</b>			
11/8/13	W	82-39	Iowa City, IA
<b>North Carolina State (Series tied, 3-3)</b>			
%12/27/56	L	70-84	Chapel Hill, NC
*3/8/80	W	77-64	Greensboro, NC
*3/14/86	L	64-66	Minneapolis, MN
%11/29/86	W	90-89	Anchorage, AK
*3/19/89	L	96-102##	Providence, RI
11/30/05	W	45-42	Iowa City, IA
<b>North Dakota (Iowa leads, 8-0)</b>			
12/8/23	W	22-11	Iowa City, IA
2/3/37	W	35-30	Iowa City, IA
1/6/41	W	43-23	Grand Forks, ND
12/13/47	W	58-47	Iowa City, IA
12/7/59	W	79-43	Iowa City, IA
12/21/64	W	106-65	Iowa City, IA
12/19/69	W	91-59	Iowa City, IA
12/20/16	W	84-73	Iowa City, IA







# IOWA BASKETBALL

2018 MEDIA GUIDE

3/1/06	W	65-38	Iowa City, IA
1/24/07	W	79-63	Iowa City, IA
2/28/07	L	72-74	State College, PA
1/26/08	W	64-49	Iowa City, IA
2/27/08	L	64-65	State College, PA
1/24/09	L	59-63	State College, PA
3/7/09	W	75-67##	Iowa City, IA
1/16/10	W	67-64	Iowa City, IA
1/26/11	L	51-65	State College, PA
2/4/12	W	77-64	Iowa City, IA
2/16/12	L	64-69	State College, PA
1/31/13	W	76-67	Iowa City, IA
2/14/13	W	74-72	State College, PA
2/15/14	W	82-70	State College, PA
2/28/15	W	81-77#	State College, PA
§3/12/15	L	58-67	Chicago, IL
2/3/16	W	73-49	Iowa City, IA
2/17/16	L	75-79	State College, PA
3/5/17	W	90-79	Iowa City, IA

### Pennsylvania (Iowa leads, 3-1)

12/17/55	L	75-87	Philadelphia, PA
%12/28/61	W	72-64	Philadelphia, PA
%12/29/79	W	87-84	San Diego, CA
11/22/13	W	86-55	Iowa City, IA

### Pepperdine (Iowa leads, 3-0)

12/2/65	W	111-50	Iowa City, IA
%12/2/94	W	99-63	Iowa City, IA
11/24/14	W	72-61	Iowa City, IA

### Pittsburgh (Pittsburgh leads, 5-2)

12/19/28	L	40-44#	Iowa City, IA
1929	L	39-45	Pittsburgh, PA
12/16/29	L	21-29	Iowa City, IA
12/15/34	L	26-38	Iowa City, IA
12/14/35	L	22-32	Iowa City, IA
12/30/50	W	73-66	Pittsburgh, PA
%12/30/76	W	103-80	Albuquerque, NM

### Portland (Iowa leads, 1-0)

%12/28/87	W	84-65	Long Beach, CA
-----------	---	-------	----------------

### Prairie View A&M (Iowa leads, 1-0)

12/5/09	W	80-51	Iowa City, IA
---------	---	-------	---------------

### Princeton (Iowa leads, 2-0)

1/3/48	W	52-40	Iowa City, IA
12/18/54	W	71-52	Princeton, NJ

### Providence (Providence leads, 1-0)

12/19/65	L	70-71	Iowa City, IA
----------	---	-------	---------------

### Puerto Rico-Mayaguez (Iowa leads, 1-0)

%12/21/97	W	96-37	San Juan, P. Rico
-----------	---	-------	-------------------

### Purdue (Purdue leads, 88-76)

1/30/08	L	11-17	West Lafayette, IN
1/20/17	L	17-19##	West Lafayette, IN
1/28/18	W	33-19	Iowa City, IA
3/9/18	L	22-46	West Lafayette, IN
1/25/19	L	19-32	West Lafayette, IN
2/14/20	L	19-25	West Lafayette, IN
2/20/20	L	26-42	Iowa City, IA
2/19/21	W	20-15	Iowa City, IA
3/5/21	L	19-21	West Lafayette, IN
1/21/22	L	22-36	Iowa City, IA
1/28/22	L	26-27	West Lafayette, IN
1/12/24	W	36-26	Iowa City, IA
3/3/24	W	40-31	West Lafayette, IN
1/9/25	W	35-19	Iowa City, IA
2/14/25	L	23-35	West Lafayette, IN
1927	W	39-25	West Lafayette, IN
1927	W	33-28	Iowa City, IA
1928	L	28-46	Iowa City, IA
1928	L	20-44	West Lafayette, IN
1/12/31	W	25-23	Iowa City, IA
3/7/31	L	19-39	West Lafayette, IN
1/14/33	W	35-33	West Lafayette, IN
2/11/33	W	34-30	Iowa City, IA
2/10/34	W	38-36	West Lafayette, IN
2/17/34	L	33-45	Iowa City, IA
2/8/36	L	38-39	Iowa City, IA
2/29/36	L	38-54	West Lafayette, IN

1/11/37	L	31-35	Iowa City, IA
2/13/37	L	29-54	West Lafayette, IN
1/14/39	W	49-41	Iowa City, IA
2/26/40	L	29-50	West Lafayette, IN
2/24/41	L	49-52##	Iowa City, IA
2/7/42	L	44-45	West Lafayette, IN
2/28/42	W	42-36	Iowa City, IA
2/20/43	L	35-49	West Lafayette, IN
2/18/44	W	46-43	Iowa City, IA
1/13/45	W	61-34	Iowa City, IA
2/12/45	W	48-43	West Lafayette, IN
1/19/46	W	49-43	West Lafayette, IN
2/9/46	W	43-41	Iowa City, IA
1/20/47	L	46-52	West Lafayette, IN
3/1/47	W	51-48	Iowa City, IA
1/10/48	W	60-49	Iowa City, IA
2/7/48	W	41-33	West Lafayette, IN
1/8/49	L	53-73	Iowa City, IA
2/7/49	L	46-54	West Lafayette, IN
1/16/50	L	55-64	West Lafayette, IN
2/4/50	W	66-60	Iowa City, IA
1/6/51	W	73-63	Iowa City, IA
1/16/52	W	90-67	West Lafayette, IN
1/24/53	L	58-69	West Lafayette, IN
3/7/53	W	65-56	Iowa City, IA
1/23/54	W	70-62	West Lafayette, IN
2/5/55	W	76-67	Iowa City, IA
1/23/56	W	67-63	West Lafayette, IN
2/13/56	W	88-75	Iowa City, IA
2/9/57	W	74-67	Iowa City, IA
3/4/57	L	63-72	West Lafayette, IN
3/3/58	L	59-65	West Lafayette, IN
2/23/59	W	66-62	Iowa City, IA
1/16/60	W	63-54	Iowa City, IA
2/22/60	W	78-68	West Lafayette, IN
1/21/61	L	41-47	West Lafayette, IN
2/27/61	W	73-62	Iowa City, IA
2/12/62	L	75-82	West Lafayette, IN
2/16/63	W	73-64	Iowa City, IA
1/18/64	L	75-90	West Lafayette, IN
3/2/64	W	81-74	Iowa City, IA
2/20/65	W	111-85	Iowa City, IA
2/27/65	L	68-76	West Lafayette, IN
2/7/66	L	58-66	West Lafayette, IN
2/27/67	L	75-78	Iowa City, IA
2/7/68	W	94-87	Iowa City, IA
2/20/68	L	73-86	West Lafayette, IN
2/4/69	L	87-99	West Lafayette, IN
3/1/69	L	85-97	Iowa City, IA
1/3/70	W	94-88	Iowa City, IA
2/28/70	W	108-107	West Lafayette, IN
2/20/71	L	85-87	Iowa City, IA
3/13/71	L	84-110	West Lafayette, IN
3/4/72	L	85-87	Iowa City, IA
2/24/73	L	66-74	West Lafayette, IN
2/11/74	W	112-111###	Iowa City, IA
2/18/74	L	78-99	West Lafayette, IN
1/6/75	L	54-63	Iowa City, IA
2/3/75	L	72-107	West Lafayette, IN
2/2/76	L	76-91	West Lafayette, IN
3/3/76	L	78-94	Iowa City, IA
1/13/77	L	76-87	West Lafayette, IN
2/26/77	L	70-81	Iowa City, IA
1/14/78	W	66-60	Iowa City, IA
2/23/78	L	69-82	West Lafayette, IN
1/18/79	W	56-46	West Lafayette, IN
2/15/79	W	75-72	Iowa City, IA
1/31/80	L	56-70	West Lafayette, IN
2/9/80	W	74-59	Iowa City, IA
*3/24/80	L	58-75	Indianapolis, IN
1/29/81	W	84-69	Iowa City, IA
2/21/81	W	67-62	West Lafayette, IN
1/7/82	W	62-40	Iowa City, IA
3/6/82	L	65-66	West Lafayette, IN
2/5/83	L	57-60	West Lafayette, IN
2/10/83	W	55-46	Iowa City, IA
2/4/84	L	46-48	Iowa City, IA
2/9/84	L	58-79	West Lafayette, IN
1/3/85	W	75-63	Iowa City, IA
3/9/85	L	54-60	West Lafayette, IN
1/2/86	L	73-76#	West Lafayette, IN
3/8/86	W	77-64	Iowa City, IA
1/19/87	W	70-67	West Lafayette, IN
2/12/87	L	73-80	Iowa City, IA

1/9/88	L	79-80	West Lafayette, IN
2/15/88	L	66-73	Iowa City, IA
1/21/89	W	67-66	West Lafayette, IN
2/26/89	W	84-67	Iowa City, IA
1/27/90	L	59-80	West Lafayette, IN
2/28/90	W	64-63	Iowa City, IA
1/31/91	W	78-69	West Lafayette, IN
3/2/91	L	65-70	Iowa City, IA
1/11/92	L	69-77#	West Lafayette, IN
2/15/92	W	80-68	Iowa City, IA
3/6/93	L	58-69	West Lafayette, IN
2/6/94	L	78-87	Iowa City, IA
1/14/95	L	83-84	Iowa City, IA
3/1/95	L	85-92	West Lafayette, IN
1/3/96	L	61-85+	West Lafayette, IN
3/9/96	W	56-52	Iowa City, IA
1/7/97	W	59-56	West Lafayette, IN
3/1/97	W	84-62	Iowa City, IA
2/18/98	W	88-69	Iowa City, IA
2/4/99	L	75-90	West Lafayette, IN
2/5/00	L	58-84	Iowa City, IA
2/16/00	L	59-67	West Lafayette, IN
1/13/01	W	83-73	West Lafayette, IN
2/21/01	W	78-72#	Iowa City, IA
1/26/02	L	68-73	West Lafayette, IN
§3/7/02	W	87-72	Indianapolis, IN
2/1/03	L	77-80#	Iowa City, IA
1/7/04	W	71-61	Iowa City, IA
3/6/04	W	63-62	West Lafayette, IN
1/22/05	W	71-57	Iowa City, IA
2/16/05	L	63-66	West Lafayette, IN
§3/10/05	W	71-52	Chicago, IL
2/1/06	W	77-68	West Lafayette, IN
2/21/07	W	78-59	Iowa City, IA
§3/9/07	L	55-74	Chicago, IL
1/16/08	L	62-67	Iowa City, IA
1/30/08	L	50-51	West Lafayette, IN
1/18/09	L	53-75	West Lafayette, IN
2/14/09	L	45-49	Iowa City, IA
12/29/09	L	56-67	Iowa City, IA
2/13/10	L	40-63	West Lafayette, IN
1/9/11	L	52-75	West Lafayette, IN
3/5/11	W	67-65	Iowa City, IA
12/28/11	L	76-79	Iowa City, IA
1/17/12	L	68-75	West Lafayette, IN
1/27/13	L	62-65#	West Lafayette, IN
2/27/13	W	58-48	Iowa City, IA
3/2/14	W	83-76	Iowa City, IA
1/24/15	L	63-67	West Lafayette, IN
1/2/16	W	70-63	West Lafayette, IN
1/24/16	W	83-71	Iowa City, IA
12/28/16	L	67-89	West Lafayette, IN
1/12/17	W	83-78	Iowa City, IA

### Regis (Iowa leads, 1-0)

1/31/48	W	76-48	Iowa City, IA
---------	---	-------	---------------

### Rider (Iowa leads, 1-0)

12/22/87	W	104-71	Iowa City, IA
----------	---	--------	---------------

### Rice (Iowa leads, 1-0)

%12/5/98	W	81-52	Iowa City, IA
----------	---	-------	---------------

### Ripon (Iowa leads, 1-0)

1/2/43	W	69-38	Iowa City, IA
--------	---	-------	---------------

### Robert Morris (Iowa leads, 1-0)

12/22/06	W	73-51	Iowa City, IA
----------	---	-------	---------------

### Rockford (Iowa leads, 1-0)

12/29/20	W	33-16	Rockford, IL
----------	---	-------	--------------

### Rutgers (Iowa leads, 5-0)

*3/17/89	W	87-73	Providence, RI
2/19/15	W	81-47	Iowa City, IA
1/21/16	W	90-76	Piscataway, NJ
1/8/17	W	68-62	Iowa City, IA
1/31/17	W	83-63	Piscataway, NJ

### Sacred Heart (Iowa leads, 1-0)

2/13/12	W	14-12	Prarie du Chien, WI
---------	---	-------	---------------------

### St. Ambrose (Iowa leads, 2-0)

1/30/33	W	44-24	Davenport, IA
1/27/34	W	39-18	Davenport, IA



**St. Bonaventure (Iowa leads, 1-0)**  
 %12/23/98 W 81-67 San Juan, P. Rico

**St. Francis, PA (Iowa leads, 1-0)**  
 12/9/69 W 81-68 Iowa City, IA

**St. John's, NY (Series tied, 1-1)**  
 %12/26/59 W 91-84 New York, NY  
 %12/26/70 L 55-57 Honolulu, HI

**St. Joseph's (St. Joseph's leads, 2-0)**  
 2/12/12 L 9-11 Dubuque, IA  
 %12/29/86 L 56-60 Pullman, WA

**Saint Louis (Iowa leads, 11-7)**  
 1926 W 35-19 Iowa City, IA  
 1927 W 43-13 Iowa City, IA  
 2/17/30 L 25-32 St. Louis, MO  
 2/25/30 L 24-31 Iowa City, IA  
 12/8/30 L 14-26 Iowa City, IA  
 3/6/33 W 52-20 St. Louis, MO  
 12/31/38 W 47-37 Iowa City, IA  
 1/1/46 W 51-40 Iowa City, IA  
 12/10/60 L 55-61 Iowa City, IA  
 12/16/61 L 61-79 St. Louis, MO  
 12/10/62 L 58-65 St. Louis, MO  
 12/9/63 W 79-77 Iowa City, IA  
 %12/30/67 W 80-77 Los Angeles, CA  
 %12/24/88 W 83-80 Chaminade, HI  
 %12/30/00 W 68-56 Honolulu, HI  
 &3/17/04 L 69-70 St. Charles, MO  
 12/31/04 W 67-58 Iowa City, IA  
 12/30/05 W 60-50 St. Louis, MO

**St. Mary's, CA (Iowa leads, 3-0)**  
 12/19/46 W 44-41 Iowa City, IA  
 12/30/48 W 46-43 Iowa City, IA  
 12/13/55 W 68-49 Iowa City, IA

**San Francisco (San Francisco leads, 1-0)**  
 \*3/23/56 L 71-83 Evanston, IL

**San Jose State (San Jose State leads, 1-0)**  
 12/21/75 L 103-105### Iowa City, IA

**Santa Clara (Iowa leads, 1-0)**  
 \*3/13/87 W 99-76 Tucson, AZ

**Savannah State (Iowa leads, 1-0)**  
 11/13/16 W 116-84 Iowa City, IA

**Seton Hall (Series tied, 1-1)**  
 %12/29/82 W 85-63 Rochester, NY  
 11/17/16 L 83-91 Iowa City, IA

**Simpson (Simpson leads, 1-0)**  
 1/3/13 L 14-24 Knoxville, IA

**South Alabama (Iowa leads, 1-0)**  
 %12/4/99 W 82-58 Iowa City, IA

**South Carolina (Iowa leads, 3-0)**  
 1/22/72 W 91-85 Columbia, SC  
 1/2/82 W 57-47 Columbia, SC  
 12/22/84 W 88-78 Iowa City, IA

**South Carolina State (Iowa leads, 2-0)**  
 12/21/09 W 82-69 Iowa City, IA  
 12/19/12 W 90-46 Iowa City, IA

**Southeast Missouri State (Iowa leads, 1-0)**  
 %11/25/08 W 75-41 Iowa City, IA

**Southeastern Louisiana (Iowa leads, 1-0)**  
 12/29/07 W 57-50 Iowa City, IA

**South Dakota (Iowa leads, 12-0)**  
 1929 W 37-17 Iowa City, IA  
 1/2/34 W 42-32 Iowa City, IA  
 12/14/36 W 44-23 Iowa City, IA  
 1/31/38 W 35-34 Iowa City, IA  
 1/30/39 W 35-30 Iowa City, IA  
 12/3/45 W 91-26 Iowa City, IA  
 12/16/46 W 53-25 Iowa City, IA

12/6/47 W 66-30 Iowa City, IA  
 12/2/63 W 85-66 Iowa City, IA  
 12/1/64 W 93-68 Iowa City, IA  
 12/4/12 W 87-63 Iowa City, IA  
 &3/15/17 W 87-75 Iowa City, IA

**South Dakota State (Iowa leads, 7-2)**  
 1/7/30 L 20-30 Iowa City, IA  
 1/29/40 W 24-23 Iowa City, IA  
 12/10/42 W 52-46 Iowa City, IA  
 12/11/44 W 87-37 Iowa City, IA  
 12/11/45 W 71-33 Iowa City, IA  
 12/2/46 W 73-32 Iowa City, IA  
 12/1/60 W 77-75 Iowa City, IA  
 12/11/62 W 69-52 Iowa City, IA  
 11/14/10 L 69-79 Iowa City, IA

**South Florida (South Florida leads, 1-0)**  
 %12/28/92 L 78-85 Tampa, FL

**Southern California (Iowa leads, 5-2)**  
 12/18/53 W 66-57 Iowa City, IA  
 12/31/53 L 60-70 Los Angeles, CA  
 %12/29/60 W 70-62 Los Angeles, CA  
 %12/28/64 W 71-65 Los Angeles, CA  
 %12/30/75 L 73-81 Honolulu, HI  
 12/11/82 W 66-55 Iowa City, IA  
 %12/29/83 W 62-61 Los Angeles, CA

**Southern Illinois (Iowa leads, 3-1)**  
 12/6/65 W 69-58 Iowa City, IA  
 12/6/69 L 67-73 Carbondale, IL  
 12/4/67 W 61-49 Iowa City, IA  
 %12/22/93 W 90-70 San Juan, P. Rico

**SIU-Edwardsville (Iowa leads, 1-0)**  
 11/26/10 W 111-50 Iowa City, IA

**Southern Methodist (Iowa leads, 5-1)**  
 12/9/55 W 80-62 Iowa City, IA  
 12/3/57 W 66-60 Iowa City, IA  
 12/6/58 L 55-65 Dallas, TX  
 12/5/59 W 89-58 Iowa City, IA  
 12/12/63 W 73-70 Iowa City, IA  
 %12/1/01 W 86-69 Iowa City, IA

**Southern Mississippi (Iowa leads, 2-0)**  
 %12/22/97 W 82-58 San Juan, P. Rico  
 %12/7/02 W 65-63 Iowa City, IA

**Southwest Texas State (Iowa leads, 1-0)**  
 12/30/88 W 96-77 Iowa City, IA

**Stanford (Iowa leads, 5-3)**  
 12/29/34 W 38-28 Iowa City, IA  
 12/30/54 W 73-46 Iowa City, IA  
 12/29/55 L 52-54 Palo Alto, CA  
 12/23/66 W 77-74 Iowa City, IA  
 12/23/67 L 86-87 Palo Alto, CA  
 %12/30/78 W 83-68 San Diego, CA  
 %11/27/87 W 78-75 Maui, HI  
 %11/12/99 L 58-72 New York, NY

**Stetson (Iowa leads, 1-0)**  
 12/5/16 W 95-68 Iowa City, IA

**Stony Brook (Iowa leads, 1-0)**  
 &3/22/13 W 75-63 Iowa City, IA

**Syracuse (Iowa leads, 2-1)**  
 %12/30/57 W 58-52 Buffalo, NY  
 \*3/14/80 W 88-77 Philadelphia, PA  
 %11/21/14 L 63-66 New York, NY

**Tampa (Iowa leads, 1-0)**  
 %12/17/85 W 54-45 Pullman, WA

**Temple (Iowa leads, 3-0)**  
 \*3/22/56 W 83-76 Evanston, IL  
 &11/15/90 W 73-71 Iowa City, IA  
 \*3/18/16 W 72-70# Brooklyn, NY

**Tennessee (Series tied, 2-2)**  
 %12/28/67 W 64-59 Los Angeles, CA  
 %12/20/77 W 92-86 Las Vegas, NV  
 %12/29/00 L 68-80 Honolulu, HI  
 \*3/19/14 L 65-78# Dayton, OH

**Tennessee-Chattanooga (Iowa leads, 1-0)**  
 %12/1/01 W 79-60 Iowa City, IA

**Tennessee State (Iowa leads, 2-0)**  
 11/30/02 W 84-51 Iowa City, IA  
 1/12/10 W 67-62 Iowa City, IA

**Tennessee Tech (Iowa leads, 2-0)**  
 1/24/70 W 96-68 Iowa City, IA  
 12/22/15 W 85-63 Iowa City, IA

**Texas (Texas leads, 3-2)**  
 \*3/19/92 W 98-92 Greensboro, NC  
 %11/23/04 W 82-80 Maui, HI  
 %11/22/05 L 59-68 Kansas City, MO  
 %11/23/09 L 60-85 Kansas City, MO  
 %11/20/14 L 57-71 New York, NY

**Texas A&M-Corpus Christi (Iowa leads, 1-0)**  
 12/1/12 W 88-59 Iowa City, IA

**Texas Christian (Iowa leads, 2-1)**  
 12/31/46 W 61-37 Iowa City, IA  
 12/22/48 W 47-46# Iowa City, IA  
 &3/19/17 L 92-94# Iowa City, IA

**Texas-El Paso (Iowa leads, 3-2)**  
 %12/30/65 L 68-86 El Paso, TX  
 12/18/67 W 59-53 Iowa City, IA  
 12/7/71 L 57-65 El Paso, TX  
 \*3/15/87 W 84-82 Tucson, AZ  
 %11/29/13 W 89-53 Bahamas

**Texas-Rio Grande Valley (Iowa leads, 5-0)**  
 12/21/87 W 110-64 Iowa City, IA  
 12/4/92 W 85-29 Iowa City, IA  
 %12/1/06 W 62-46 Iowa City, IA  
 11/9/12 W 86-55 Iowa City, IA  
 11/20/16 W 95-67 Iowa City, IA

**Texas-San Antonio (Iowa leads, 2-1)**  
 11/26/05 W 79-46 Iowa City, IA  
 %11/17/08 W 73-67 Iowa City, IA  
 %11/15/09 L 50-62 Iowa City, IA

**Texas Southern (Iowa leads, 5-0)**  
 11/2490 W 80-64 Iowa City, IA  
 12/28/92 W 91-70 Iowa City, IA  
 12/16/95 W 110-67 Iowa City, IA  
 %12/3/99 W 73-51 Iowa City, IA  
 12/23/06 W 90-63 Iowa City, IA

**Texas Tech (Iowa leads, 4-1)**  
 12/13/58 W 75-73 Iowa City, IA  
 12/12/59 W 76-66 Lubbock, TX  
 %12/8/85 W 58-48 Iowa City, IA  
 12/22/03 L 59-65 Dallas, TX  
 12/21/04 W 83-53 Chicago, IL

**Toledo (Toledo leads, 3-1)**  
 12/21/37 L 39-59 Toledo, OH  
 1/1/40 L 30-54 Toledo, OH  
 \*3/10/79 L 72-74 Bloomington, IN  
 %11/17/06 W 78-65 St. Thomas, VI

**Tulsa (Iowa leads, 2-0)**  
 %12/2/00 W 66-65 Iowa City, IA  
 12/28/02 W 73-67 Tulsa, OK

**UCLA (Iowa leads, 5-3)**  
 12/23/50 W 80-63 Iowa City, IA  
 12/30/53 W 65-50 Los Angeles, CA  
 12/30/60 W 71-65 Los Angeles, CA  
 1/29/64 W 87-82 Chicago, IL  
 12/4/71 L 72-106 Los Angeles, CA  
 1/17/74 L 44-66 Los Angeles, CA  
 2/18/82 L 66-75 Los Angeles, CA  
 12/22/90 W 88-71 Iowa City, IA





# IOWA BASKETBALL

2018 MEDIA GUIDE

**UMKC (Iowa leads, 1-0)**  
12/5/15 W 95-75 Iowa City, IA

**U.S. International (Iowa leads, 1-0)**  
12/20/75 W 67-52 Iowa City, IA

**Upper Iowa (Iowa leads, 4-0)**  
12/14/01 W 42-13 Iowa City, IA  
1/15/02 W 27-26 Fayette, IA  
1908 W 42-25 Fayette, IA  
1/2/22 W 32-15 Iowa City, IA

**Utah (Utah leads, 1-0)**  
%12/29/64 L 88-92 Los Angeles, CA

**Utah State (Iowa leads, 2-1)**  
1/2/50 W 62-58 Iowa City, IA  
\*3/17/83 W 64-59 Louisville, KY  
%11/24/07 L 62-75 South Padre Island, TX

**Valparaiso (Iowa leads, 2-0)**  
&3/17/03 W 62-60 Iowa City, IA  
%12/3/06 W 72-59 Iowa City, IA

**Villanova (Villanova leads, 5-1)**  
%12/30/61 L 56-69 Philadelphia, PA  
\*3/25/83 L 54-55 Kansas City, MO  
%11/29/87 W 97-74 Maui, HI  
%11/20/06 L 60-89 St. Thomas, VI  
%11/30/13 L 83-88# Bahamas  
\*3/20/16 L 68-87 Brooklyn, NY

**Virginia (Iowa leads, 2-1)**  
\*3/13/97 W 73-60 Salt Lake City, UT  
&3/27/13 W 75-64 Charlottesville, VA  
%11/25/16 L 41-74 Niceville, FL

**Virginia Commonwealth (Iowa leads, 2-0)**  
11/30/74 W 95-80 Iowa City, IA  
\*3/6/80 W 86-72 Greensboro, NC

**Virginia Tech (Tech leads, 3-0)**  
11/29/06 L 65-69 Blacksburg, VA  
12/1/09 L 64-70 Iowa City, IA  
11/27/12 L 79-95 Blacksburg, VA

**Wabash (Series tied, 2-2)**  
12/13/24 L 24-28 Iowa City, IA  
12/12/25 W 38-26 Iowa City, IA  
1927 L 13-28 Iowa City, IA  
12/13/40 W 42-22 Iowa City, IA

**Wake Forest (Wake Forest leads, 4-0)**  
%12/28/74 L 71-92 Portland, OR  
\*3/21/93 L 78-84 Nashville, TN  
11/26/07 L 47-56 Iowa City, IA  
11/30/10 L 73-76 Winston-Salem, NC

**Washington (Washington leads, 3-2)**  
12/27/55 L 71-76 Seattle, WA  
12/20/58 L 68-81 Iowa City, IA  
12/15/65 W 99-70 Iowa City, IA  
12/2/66 W 66-50 Seattle, WA  
12/3/66 L 65-76 Seattle, WA

**Washington, MO (Iowa leads, 9-1)**  
1928 W 22-18 Iowa City, IA  
12/19/36 W 42-45 St. Louis, MO  
12/13/37 W 41-34 Iowa City, IA  
12/12/38 W 42-26 Iowa City, IA  
12/13/41 W 52-31 Iowa City, IA  
12/20/47 W 44-41 St. Louis, MO  
12/17/51 W 60-53 St. Louis, MO  
12/5/53 W 51-45 Iowa City, IA  
12/1/54 W 80-61 Iowa City, IA  
2/4/57 L 54-62 St. Louis, MO

**Washington State (Iowa leads, 1-0)**  
%12/30/63 W 74-66 Pullman, WA

**Wayne (Wayne leads, 1-0)**  
12/16/39 L 30-34 Detroit, MI

**Weber State (Iowa leads, 1-0)**  
%12/6/97 W 81-56 Iowa City, IA

**West Virginia (Series tied, 1-1)**  
%12/29/56 W 79-76 Chapel Hill, NC  
%11/28/08 L 68-87 Las Vegas, NV

**West College (Iowa leads, 2-0)**  
1/24/02 W 24-7 Toledo, IA  
1903 W 24-14 Iowa City, IA

**Western Carolina (Iowa leads, 2-0)**  
12/20/94 W 85-60 Iowa City, IA  
12/18/04 W 88-75 Iowa City, IA

**Western Illinois (Iowa leads, 9-0)**  
12/15/43 W 82-34 Iowa City, IA  
12/9/44 W 101-23 Iowa City, IA  
11/26/91 W 95-58 Iowa City, IA  
12/20/95 W 93-41 Iowa City, IA  
11/22/96 W 81-66 Moline, IL  
11/15/98 W 74-63 Moline, IL  
11/19/04 W 85-62 Iowa City, IA  
12/27/08 W 58-43 Iowa City, IA  
12/7/15 W 90-56 Iowa City, IA

**Western Kentucky (Iowa leads, 1-0)**  
%11/20/12 W 63-55 Cancun, Mexico

**Western Michigan (Series tied, 2-2)**  
12/21/35 L 35-48 Kalamazoo, MI  
12/22/41 W 49-48 Kalamazoo, MI  
12/9/50 L 49-58 Kalamazoo, MI  
12/1/51 W 72-68 Iowa City, IA

**Western Reserve (Iowa leads, 2-0)**  
1/3/48 W 61-54 Iowa City, IA  
12/17/49 W 97-57 Cleveland, OH

**Wichita State (Series ties, 5-5)**  
2/4/56 W 98-86 Iowa City, IA  
12/16/57 L 78-81 Wichita, KS  
12/28/66 W 94-76 Iowa City, IA  
12/12/68 L 88-93 Wichita, KS  
11/28/78 W 91-67 Iowa City, IA  
12/11/79 W 81-62 Wichita, KS  
\*3/15/81 L 56-60 Wichita, KS  
%11/24/09 L 57-74 Kansas City, MO  
%11/21/12 L 63-75 Cancun, Mexico  
%11/29/15 W 84-61 Orlando, FL

**Wilton (Iowa leads, 2-0)**  
2/1/02 W 66-4 Wilton Junction  
1/24/03 W 68-7 Iowa City, IA

**Wisconsin-Eau Claire (Iowa leads, 1-0)**  
1/3/81 W 86-62 Iowa City, IA

**Wisconsin-Green Bay (Iowa leads, 2-0)**  
12/29/73 W 74-67# Iowa City, IA  
12/2/03 W 82-56 Iowa City, IA

**Wisconsin (Wisconsin leads, 83-80)**  
3/1/09 L 9-30 Madison, WI  
1/5/12 L 12-38 Iowa City, IA  
2/14/12 L 5-30 Madison, WI  
1/10/16 L 31-36# Iowa City, IA  
2/28/16 L 19-38 Madison, WI  
1/8/18 L 22-36 Iowa City, IA  
1/21/18 L 19-34 Madison, WI  
2/10/19 L 19-28 Madison, WI  
3/11/19 W 29-27 Iowa City, IA  
1/5/20 L 18-35 Iowa City, IA  
1/19/20 W 21-20 Madison, WI  
1/7/22 L 15-18 Iowa City, IA  
2/13/22 W 24-18 Madison, WI  
3/8/24 W 22-19 Iowa City, IA  
3/11/24 L 26-36 Madison, WI  
2/16/25 L 15-16 Iowa City, IA  
3/3/25 L 23-25 Madison, WI  
1927 L 21-24 Madison, WI  
1927 W 26-17 Iowa City, IA  
1928 L 21-31 Iowa City, IA  
1928 L 17-20 Madison, WI  
1/17/31 L 13-24 Madison, WI  
2/16/31 W 19-17 Iowa City, IA

1/9/33 L 19-21 Madison, WI  
2/13/33 W 31-25 Iowa City, IA  
1/8/34 W 32-26 Iowa City, IA  
3/3/34 L 32-35 Madison, WI  
1/18/36 L 21-27 Madison, WI  
2/17/36 W 32-25 Iowa City, IA  
1/18/37 L 23-29 Madison, WI  
2/20/37 W 43-35 Iowa City, IA  
1/7/39 L 24-28 Madison, WI  
2/10/40 W 37-35 Iowa City, IA  
1/11/41 L 35-49 Madison, WI  
1/10/42 W 9-45 Iowa City, IA  
3/7/42 L 45-62 Madison, WI  
2/19/45 W 54-53 Iowa City, IA  
2/24/45 W 68-38 Madison, WI  
1/7/46 W 57-50 Iowa City, IA  
2/16/46 W 44-39 Madison, WI  
1/4/47 L 62-63 Iowa City, IA  
2/3/47 L 53-60 Madison, WI  
1/12/48 L 51-60 Madison, WI  
2/21/48 W 62-40 Iowa City, IA  
2/19/49 W 61-60 Iowa City, IA  
2/28/49 L 47-70 Madison, WI  
2/13/50 L 62-66# Iowa City, IA  
2/18/50 L 44-53 Madison, WI  
2/17/51 W 73-60 Madison, WI  
3/3/52 L 75-78 Iowa City, IA  
2/15/52 L 70-75 Madison, WI  
12/29/52 W 83-66 Iowa City, IA  
1/9/54 W 71-54 Iowa City, IA  
1/3/55 W 86-69 Madison, WI  
2/6/56 W 78-74 Madison, WI  
2/18/56 W 80-66 Iowa City, IA  
1/19/57 W 70-47 Madison, WI  
3/9/57 L 59-60 Iowa City, IA  
2/17/58 W 74-61 Iowa City, IA  
2/14/59 W 94-84 Madison, WI  
1/4/60 W 71-64 Madison, WI  
2/15/60 L 58-63 Iowa City, IA  
1/9/61 W 76-68 Madison, WI  
2/13/61 W 63-61 Iowa City, IA  
1/6/62 L 79-91 Madison, WI  
3/10/62 W 81-64 Iowa City, IA  
1/14/63 W 65-56 Iowa City, IA  
3/4/63 L 69-75 Madison, WI  
1/13/64 L 61-79 Madison, WI  
1/4/65 W 92-62 Iowa City, IA  
1/8/66 L 68-69 Madison, WI  
2/26/66 W 80-70 Iowa City, IA  
2/18/67 L 95-96### Iowa City, IA  
3/7/67 W 90-87 Madison, WI  
2/17/68 W 69-61 Iowa City, IA  
3/8/69 L 74-84 Madison, WI  
1/10/70 W 92-74 Madison, WI  
2/10/70 W 119-100 Iowa City, IA  
2/6/71 W 93-91 Madison, WI  
2/27/71 L 83-89 Iowa City, IA  
1/8/72 L 80-81 Madison, WI  
2/17/73 W 100-76 Iowa City, IA  
2/9/74 L 87-113 Madison, WI  
3/4/74 L 58-74 Iowa City, IA  
2/1/75 L 85-86# Madison, WI  
3/1/75 W 75-68 Iowa City, IA  
1/17/76 W 81-71 Madison, WI  
2/14/76 W 96-82 Iowa City, IA  
2/5/77 W 90-73 Iowa City, IA  
3/5/77 W 94-93### Madison, WI  
1/28/78 W 88-73 Iowa City, IA  
2/4/78 L 72-82 Madison, WI  
2/1/79 W 70-64 Madison, WI  
2/10/79 W 79-65 Iowa City, IA  
1/12/80 W 66-65 Iowa City, IA  
2/21/80 L 58-62 Madison, WI  
1/5/81 W 76-66 Madison, WI  
2/28/81 W 96-75 Iowa City, IA  
1/16/82 W 78-62 Madison, WI  
2/25/82 W 79-55 Iowa City, IA  
1/22/83 L 62-65+ Madison, WI  
2/24/83 W 93-63 Iowa City, IA  
1/21/84 W 75-62 Iowa City, IA  
2/23/84 W 63-55 Madison, WI  
1/26/85 W 105-65 Iowa City, IA  
2/20/85 L 53-54 Madison, WI  
1/25/86 L 63-69 Madison, WI  
2/20/86 W 101-48 Iowa City, IA



1/5/87	W	78-63	Iowa City, IA
3/8/87	W	81-71	Madison, WI
1/25/88	W	104-89	Madison, WI
3/10/88	W	103-70	Iowa City, IA
1/26/89	W	78-70	Iowa City, IA
2/11/89	L	54-65	Madison, WI
1/11/90	L	69-73#	Madison, WI
2/10/90	L	71-80	Iowa City, IA
1/17/91	L	79-91	Madison, WI
2/16/91	L	55-56	Iowa City, IA
1/29/92	W	73-66	Iowa City, IA
3/7/92	W	70-65	Madison, WI
3/10/93	W	91-65	Iowa City, IA
3/9/94	L	71-95	Madison, WI
1/21/95	W	96-84	Iowa City, IA
2/22/95	W	84-77	Madison, WI
1/13/96	L	71-80	Madison, WI
2/28/96	W	69-54	Iowa City, IA
1/11/97	W	78-53	Iowa City, IA
2/26/97	L	48-49	Madison, WI
2/3/98	W	79-76	Madison, WI
1/23/99	L	52-72	Iowa City, IA
\$3/5/99	L	60-74	Chicago, IL
1/29/00	W	61-55	Madison, WI
2/23/00	L	45-54	Iowa City, IA
1/16/01	L	54-67	Madison, WI
3/3/01	L	57-59	Iowa City, IA
1/2/02	W	69-57	Iowa City, IA
2/19/02	L	56-64	Madison, WI
\$3/8/02	W	58-56	Indianapolis, IN
1/22/03	L	61-74	Madison, WI
2/22/03	L	53-61	Iowa City, IA
2/11/04	L	52-54	Iowa City, IA
2/9/05	L	69-72	Madison, WI
\$3/12/05	L	56-59	Chicago, IL
1/5/06	L	52-66	Madison, WI
3/4/06	W	59-44	Iowa City, IA
1/28/07	L	46-57	Iowa City, IA
2/10/07	L	62-74	Madison, WI
1/5/08	L	51-64	Madison, WI
2/6/08	L	54-60	Iowa City, IA
1/21/09	W	73-69#	Iowa City, IA
2/11/09	L	52-69	Madison, WI
3/3/10	L	40-67	Madison, WI
2/9/11	L	59-62#	Iowa City, IA
12/31/11	W	72-65	Madison, WI
2/23/12	W	67-66	Iowa City, IA
1/19/13	W	70-66	Iowa City, IA
2/6/13	L	70-74###	Madison, WI
1/5/14	L	71-75	Madison, WI
2/22/14	L	74-79	Iowa City, IA
1/20/15	L	50-82	Madison, WI
1/31/15	L	63-74	Iowa City, IA
2/24/16	L	59-67	Iowa City, IA
3/2/17	W	59-57	Madison, WI

**Wisconsin-Milwaukee (Iowa leads, 2-0)**

12/7/68	W	116-80	Iowa City, IA
11/19/00	W	83-79	Iowa City, IA

**Wyoming (Iowa leads, 3-2)**

%12/27/58	W	82-74	Portland, OR
12/17/60	W	78-67	Iowa City, IA
%12/29/67	L	87-94###	Los Angeles, CA
1/2/71	W	87-84	Iowa City, IA
12/22/73	L	79-86	Laramie, WY

**Xavier (Iowa leads, 2-1)**

12/20/37	W	33-28	Cincinnati, OH
%11/19/10	L	73-86	Virgin Islands, VI
%11/28/13	W	77-74#	Bahamas

- @ -- Big Ten Conference Playoff
- \* -- NCAA Tournament
- & -- National Invitation Tournament
- % -- In-season Tournament
- \$ -- Big Ten Tournament
- # -- overtime (s)
- + -- awarded forfeit

**Chicago State**

SID: Corey Miggins  
E-Mail: cmiggins@csu.edu

**Alabama State**

SID: TBA  
E-Mail: TBA

**Grambling State**

SID: Brian Howard  
E-Mail: howardb@gram.edu

**Louisiana**

SID: Matt Sullivan  
E-Mail: matt.sullivan@louisiana.edu

**Wyoming**

SID: Nick Seeman  
E-Mail: nseeman@uwyo.edu

**South Dakota State**

SID: Jason Hove  
E-Mail: Jason.Hove@sdstate.edu

**Virginia Tech**

SID: Bill Dyer  
E-Mail: wdyer@vt.edu

**Iowa State**

SID: Matt Schoultz  
E-Mail: mshoultz@iastate.edu

**Southern University**

SID: TBA  
E-Mail: TBA

**Drake**

SID: Ty Patton  
E-Mail: ty.patton@drake.edu

**Southern Utah**

SID: Bryson Lester  
E-Mail: brysonlester@suu.edu

**Colorado**

SID: Troy Andre  
E-Mail: Troy.Andre@colorado.edu

**Northern Illinois**

SID: Jeremy Reid  
E-Mail: jreid1@niu.edu

**Indiana**

SID: JD Campbell  
E-Mail: jc56@indiana.edu

**Illinois**

SID: Derrick Burson  
E-Mail: bursdon@uiuc.edu

**Maryland**

SID: Zack Bolno  
E-Mail: zbolno@umd.edu

**Michigan**

SID: Tom Wywrot  
E-Mail: twywrot@umich.edu

**Michigan State**

SID: Matt Larson  
E-Mail: larson@ath.msu.edu

**Minnesota**

SID: Dan Reisig  
E-Mail: dbreisig@umn.edu

**Nebraska**

SID: Shamus McKnight  
E-Mail: smcknight@huskers.com

**Northwestern**

SID: Nick Brilowski  
E-Mail: brilowski@northwestern.edu

**Ohio State**

SID: Dan Wallenberg  
E-Mail: wallenberg.1@osu.edu

**Penn State**

SID: Rose Carter  
E-Mail: rpc14@psu.edu

**Purdue**

SID: Chris Forman  
E-Mail: cforman@purdue.edu

**Rutgers**

SID: Kevin Lorincz  
E-Mail: klorincz@scarletknights.com

**Wisconsin**

SID: Patrick Herb  
E-Mail: pah@athletics.wisc.edu



**11/10 (1-0)**  
2014 \* Nebraska-Omaha W 83-75

**11/12 (1-1)**  
1999 Stanford L 58-72  
2013 \* Central Michigan W 73-61

**11/16 (2-0)**  
1997 \* North Texas W 112-64  
2010 \* UL-Monroe W 68-40

**11/20 (7-3)**  
2001 Memphis W 75-71  
2006 Villanova L 60-89  
2007 \* MD-Eastern Shore W 65-48  
2008 The Citadel W 70-48  
2009 \* Bowling Green W 68-46  
2010 Alabama W 55-46  
2011 Creighton L 59-82  
2013 Western Kentucky W 63-55  
2015 Texas L 57-71  
2017 \* UT-Rio Grande Valley W 95-67

**11/21 (3-3)**  
1999 \* Eastern Illinois W 95-79  
2000 at Drake W 73-71  
2001 Missouri L 77-78  
2005 Kentucky W 67-63  
2013 Wichita State L 63-75  
2015 Syracuse L 63-66

**11/22 (5-2)**  
1985 Hawaii Hilo W 80-69  
1995 Ohio University W 78-51  
1996 Western Illinois W 81-66  
2004 Louisville W 76-71  
2005 Texas L 59-68  
2010 Long Beach State L 72-78  
2014 \* Penn W 86-55

**11/28 (11-1)**  
1977 Kent State W 82-64  
1978 \* Wichita State W 91-67  
1981 \* Northern Illinois W 84-66  
1984 \* Morehead State W 89-46  
1986 Alaska Anchorage W 91-81  
1987 Kansas W 100-81  
1989 \* Drake W 68-54  
1995 \* Drake W 98-66  
2000 \* Georgia Tech W 85-67  
2008 West Virginia L 68-87  
2009 \* NC Central W 73-63  
2014 Xavier# W 77-74

**12/2 (19-4)**  
1933 \* Millikin W 47-27  
1939 Carleton W 24-21  
1946 \* South Dakota State W 73-32  
1961 Evansville L 59-65  
1963 \* South Dakota W 85-66  
1965 \* Pepperdine W 111-50  
1966 Washington W 66-50  
1967 \* Bowling Green W 79-73  
1975 \* Nebraska W 72-65  
1978 Colorado State L 69-72  
1983 \* Baylor W 67-44  
1988 \* Brown W 109-61  
1989 \* UC-Santa Barbara W 85-79  
1994 \* Pepperdine W 99-63  
1995 \* Colgate W 79-59  
1997 \* Drake W 90-60  
2000 \* Tulsa W 66-65  
2002 Florida State L 67-80  
2004 \* Wisc.-Green Bay W 82-56  
2005 \* Fairfield W 75-59  
2006 \* Coppin State W 83-67  
2008 Boston College L 55-57  
2016 \* Florida State# W 78-75

**12/4 (21-5)**  
1901 \* Upper Iowa W 42-13  
1903 \* Grinnell W 39-35  
1948 \* Colorado College W 77-44  
1950 \* DePauw W 74-67  
1954 Loyola (IL) W 89-79  
1964 Kentucky L 77-85  
1965 Evansville W 80-73  
1967 \* Southern Illinois W 61-49  
1968 \* Northern Michigan W 99-69  
1970 Creighton L 73-98  
1971 UCLA L 72-106  
1972 Kentucky W 79-66  
1973 \* Drake W 70-55  
1976 Drake W 86-71  
1982 \* Hawaii W 99-67  
1984 \* Iowa State L 50-54  
1987 \* Navy W 91-61  
1990 \* Northern Iowa W 72-68  
1992 \* Texas-Pan American W 85-29  
1993 \* Long Beach State W 101-79  
1998 \* South Alabama W 82-58  
1999 \* Ohio University W 86-66  
2001 Northern Iowa L 76-78  
2004 \* UNC Greensboro W 83-58  
2010 \* Idaho State W 70-53  
2013 \* South Dakota W 87-63

**12/7 (22-4)**  
1907 Cedar Rapids YMCA W 69-39  
1925 \* St. Louis W 35-19  
1940 \* Monmouth W 75-35  
1946 \* Kansas State W 54-41  
1957 \* Arizona W 80-63  
1959 \* North Dakota W 79-43  
1963 Evansville W 75-72  
1968 \* Wisconsin Milwaukee W 116-80  
1971 Texas El Paso L 57-65  
1974 Kansas L 54-89  
1980 Arizona State L 88-96  
1983 Louisville L 58-79  
1984 \* Boston University W 67-53  
1985 \* Lehigh W 89-68  
1989 Iowa State W 89-87  
1991 \* Louisiana Tech W 84-65  
1993 Northern Iowa W 81-76  
1994 \* Northern Iowa W 80-48  
1996 \* LaSalle W 65-60  
1999 Northern Iowa W 67-59  
2002 \* Southern Mississippi W 65-63  
2004 \* Northern Iowa W 76-73  
2010 \* Northern Iowa W 51-39  
2013 \* Iowa State W 80-71  
2014 Drake W 83-66  
2016 \* Western Illinois W 90-56

**12/10 (15-9)**  
1921 \* Augustana (IL) W 41-16  
1922 \* Knox W 21-11  
1934 \* Carleton W 36-23  
1935 \* Carleton W 52-27  
1936 \* Carleton W 52-26  
1942 \* South Dakota State W 52-46  
1943 \* Nebraska W 50-33  
1949 Lawrence Tech L 49-54  
1960 \* St. Louis L 55-61  
1962 St. Louis L 58-65  
1966 Drake W 90-83  
1971 Duquesne L 75-80  
1976 \* California W 94-73  
1977 California W 75-70  
1983 Oregon State L 48-53  
1985 Iowa State L 61-74  
1988 \* Iowa State W 91-71  
1991 Northern Iowa W 108-85  
1994 \* Iowa State L 63-76  
1996 \* Northern Iowa W 72-63  
2002 \* Northern Iowa W 64-54  
2004 \* Iowa State W 70-63  
2010 \* Iowa State L 72-75  
2016 Iowa State L 82-83

**12/16 (9-7)**  
1912 \* Leander Clarke W 14-10  
1929 \* Pittsburgh W 21-29  
1933 \* Carleton W 44-24  
1936 \* Denver W 34-30  
1939 Wayne L 30-34  
1940 \* Indiana State W 39-37  
1944 Nebraska W 61-45  
1946 \* South Dakota W 53-25  
1957 Wichita State L 78-81  
1961 St. Louis L 61-79  
1963 \* Creighton# L 72-77  
1967 \* Drake L 65-74  
1978 Illinois Wesleyan W 95-55  
1995 \* Texas Southern W 110-67  
2000 \* Missouri## W 99-94  
2007 Drake L 59-75

**12/19 (19-6)**  
1916 \* Lombard W 39-11  
1922 \* Cornell W 36-19  
1927 \* Pittsburgh# L 40-44  
1931 \* Nebraska W 34-29  
1935 Loyola (IL) W 33-26  
1936 Washington (MO) W 42-35  
1938 DePaul W 34-29  
1942 Nebraska L 43-52  
1944 \* Denver W 60-41  
1946 \* St. Mary's (CA) W 44-41  
1949 Notre Dame W 64-62  
1958 California L 52-71  
1959 \* Oklahoma W 62-49  
1960 \* Arizona W 105-64  
1964 \* Providence L 70-71  
1968 \* North Dakota W 91-59  
1981 Houston L 52-62  
1983 \* Colorado W 72-56  
1987 Iowa State# L 100-102  
1998 \* Missouri W 82-68  
2000 \* Centenary W 72-52  
2009 \* Drake W 71-67  
2011 \* Central Arkansas W 105-64  
2013 \* South Carolina State W 90-46  
2016 Drake (n) W 70-64

**12/22 (21-8)**  
1921 Creighton L 17-19  
1937 Michigan State L 37-52  
1941 Western Michigan W 49-48  
1945 \* Illinois W 41-39  
1948 \* TCU# W 47-46  
1952 \* Indiana L 72-91

1956 \* Kansas State W 85-83  
1959 Loyola (LA) W 68-60  
1962 Oregon State L 55-61  
1967 California L 73-79  
1969 \* Drake W 101-78  
1973 Wyoming L 79-86  
1979 Mississippi State W 81-62  
1984 \* South Carolina W 88-78  
1986 \* Rider W 104-71  
1990 \* UCLA W 88-71  
1992 Southern Illinois W 90-70  
1993 \* Duke L 76-79  
1997 Southern Mississippi W 82-58  
2001 \* Kansas State W 89-70  
2002 \* Liberty W 87-49  
2004 Texas Tech L 59-65  
2005 \* Robert Morris W 73-51  
2011 \* Boise State W 81-72  
2013 \* Coppin State W 80-50  
2014 \* Arkansas-Pine Bluff W 86-61  
2015 \* North Florida W 80-70  
2016 \* Tennessee Tech W 85-63  
2017 \* Delaware State W 89-57

**12/29 (17-12)**  
1920 Rockford W 33-16  
1934 \* Stanford W 38-28  
1952 \* Wisconsin W 83-66  
1955 Stanford L 52-54  
1956 West Virginia W 79-76  
1958 Oregon State L 71-72  
1960 USC W 70-62  
1962 Oregon State L 57-64  
1964 Utah L 88-92  
1965 Arkansas W 77-75  
1967 Wyoming## L 87-94  
1973 \* Green Bay# W 74-67  
1975 Arizona W 82-80  
1976 New Mexico L 83-96  
1978 Pennsylvania## W 87-84  
1979 \* Drake W 77-66  
1982 Seton Hall W 85-63  
1983 USC W 62-61  
1985 St. Joseph's L 56-60  
1986 UC Irvine W 105-103  
1987 Illinois State L 88-89  
1993 Cal-Irvine L 78-86  
1994 Hawaii W 84-82  
1996 \* Cal-Northridge W 90-65  
2000 Tennessee L 68-80  
2008 \* Southeastern Louisiana W 57-50  
2009 \* Purdue L 56-67  
2010 \* Illinois L 77-87  
2016 \* Michigan State W 83-70

**1/2 (15-8)**  
1913 Des Moines YMCA L 10-15  
1920 \* Coe L 21-22  
1922 \* Upper Iowa W 32-15  
1924 Creighton L 13-36  
1926 Marquette W 19-16  
1934 \* South Dakota W 42-32  
1937 Marquette W 37-34  
1943 Ripon W 69-38  
1950 \* Utah State W 62-58  
1960 Minnesota L 61-70  
1971 \* Wyoming W 87-84  
1973 \* Iowa State W 66-57  
1974 Kansas L 71-72  
1975 Northwestern W 75-73  
1982 South Carolina W 57-47  
1986 Purdue# L 73-76  
1993 \* Central Conn. State W 104-58  
1994 \* Eastern Illinois W 91-52  
1997 \* Northwestern W 72-55  
2002 \* Wisconsin W 69-57  
2008 \* Indiana L 76-79  
2010 \* Minnesota L 74-86  
2016 Purdue W 70-63

**1/4 (15-8)**  
1932 \* Drake W 24-18  
1936 \* Drake W 35-22  
1937 Indiana L 24-28  
1947 \* Wisconsin L 62-63  
1954 \* Michigan State W 73-63  
1958 \* Michigan L 65-73  
1960 Wisconsin W 71-64  
1964 Indiana W 72-71  
1965 \* Wisconsin W 92-62  
1969 Michigan# L 92-99  
1975 \* Illinois W 95-70  
1979 Northwestern W 65-57  
1984 Michigan State L 72-73  
1986 Illinois W 60-59  
1992 \* Centenary W 121-76  
1993 Drake W 80-65  
1994 Ohio State L 68-72  
1995 \* Indiana W 74-55  
1997 Penn State W 69-57  
2003 \* Missouri L 82-88  
2007 \* Michigan State L 62-60  
2011 \* Ohio State W 68-73  
2012 Minnesota W 64-62

**1/7 (15-12)**  
1904 Augustana (IL) W 20-12  
1914 \* Northern Iowa W 21-20  
1916 \* Cornell W 30-12  
1922 \* Wisconsin L 15-18  
1930 \* South Dakota State L 20-30  
1933 \* Michigan L 25-33  
1935 \* Chicago W 39-29  
1939 Wisconsin L 24-28  
1944 Minnesota W 37-34  
1946 \* Wisconsin W 57-50  
1950 Michigan L 46-66  
1952 Michigan W 54-46  
1956 \* Michigan State L 64-65  
1957 Illinois L 70-81  
1961 \* Minnesota W 71-46  
1962 \* Michigan L 67-88  
1974 Iowa State L 77-94  
1978 Ohio State W 87-75  
1982 \* Purdue W 62-40  
1984 Michigan L 49-53  
1989 North Carolina W 98-97  
1995 Michigan State L 68-69  
1997 Purdue W 59-56  
1999 \* Illinois W 84-62  
2004 \* Purdue W 71-61  
2006 \* Illinois W 63-48  
2012 \* Ohio State L 47-76

**1/11 (14-14)**  
1905 Minnesota A.C. W 24-18  
1913 \* Northern Iowa W 24-20  
1926 Michigan L 16-22  
1930 \* Missouri L 24-25  
1932 \* Northwestern L 26-32  
1936 \* Illinois W 27-26  
1937 \* Purdue L 31-35  
1941 Wisconsin L 35-49  
1943 \* Minnesota W 48-41  
1947 \* Ohio State W 61-35  
1954 \* Michigan W 93-78  
1960 \* Michigan State W 92-79  
1964 \* Illinois L 70-87  
1965 \* Indiana L 76-85  
1969 \* Indiana W 91-72  
1972 Northwestern W 76-67  
1975 Indiana L 49-102  
1979 \* Ohio State L 67-72  
1986 \* Minnesota W 75-62  
1988 \* Lafayette W 109-68  
1990 Wisconsin# L 69-73  
1992 Purdue# L 69-77  
1994 \* Indiana L 75-89  
1995 Michigan## W 82-83  
1997 \* Wisconsin W 78-53  
2001 \* Illinois W 78-62  
2003 \* Michigan State W 68-64  
2009 Michigan L 49-64

**1/17 (12-15)**  
1902 Augustana (IL) W 22-21  
1904 Highland Park W 28-19  
1913 Chicago L 8-28  
1914 Chicago L 13-47  
1919 Chicago L 19-31  
1920 Northwestern W 25-13  
1925 \* Creighton L 20-38  
1931 Wisconsin L 13-24  
1938 Indiana W 36-32  
1942 Ohio State L 52-54  
1948 \* Indiana W 61-52  
1949 \* Minnesota L 45-61  
1953 Minnesota L 58-65  
1955 \* Illinois W 92-80  
1959 Indiana W 88-78  
1965 Indiana L 61-73  
1974 UCLA L 44-66  
1976 Wisconsin W 81-71  
1977 \* Michigan W 75-99  
1980 Indiana L 69-81  
1981 Michigan W 75-58  
1985 Michigan State W 79-65  
1991 Wisconsin L 79-91  
2004 Illinois L 82-88  
2012 Purdue L 68-75  
2015 \* Ohio State W 76-67  
2016 \* Michigan W 82-71

**1/20 (8-13)**  
1908 \* Grinnell W 15-13  
1910 Minnesota L 9-20  
1917 Purdue## L 17-19  
1923 \* Ohio State W 46-21  
1936 Ohio State L 26-34  
1941 \* Northwestern W 52-41  
1947 Purdue L 46-52  
1951 Illinois L 53-69  
1958 Ohio State L 64-70  
1962 Northwestern W 72-60  
1967 \* Minnesota W 82-70  
1973 Ohio State L 72-75  
1975 \* Michigan State# W 83-79  
1979 Michigan State# L 72-83  
1983 Minnesota W 68-52  
1990 \* Michigan# W 78-76  
1996 Michigan State L 60-62





**Points**

Game 49, John Johnson vs. Northwestern, 2/24/70  
Season 699, John Johnson (27.9 avg.), 1970  
Career 2,116, Roy Marble (15.8 avg.), 1986-89

**Field Goals**

Game 20, John Johnson vs. Northwestern, 2/24/70  
Season 289, John Johnson, 1970  
Career 787, Roy Marble, 1986-89

**Field Goal Attempts**

Game 33, John Johnson vs. Northwestern, 2/24/70  
33, Fred Brown vs. Indiana, 1971  
Season 535, Fred Brown, 1971  
Career 1,459, Roy Marble, 1986-89

**Field Goal Percentage**

**(Min. of 10 FGA for single-game record)**

Game 100.0, Greg Stokes (11-11) vs. Georgia St., 12/12/84  
Season **61.7%, Cordell Pemsil (116-188), 2017**  
Career 57.5%, Ryan Bowen (397-690), 1995-98

**3-pt. Field Goals**

Game 9, Chris Kingsbury vs. Long Island, 12/17/94  
9, Chris Kingsbury vs. Drake, 11/29/94  
Season 117, Chris Kingsbury, 1995  
Career 262, Jeff Horner, 2003-06

**3-pt. Field Goal Attempts**

Game 19, Chris Kingsbury vs. Long Island, 12/17/94  
Season 297, Chris Kingsbury, 1995  
Career 713, Jeff Horner, 2003-06

**3-pt. Field Goal Percentage**

**(Min. of 1.5 made per game)**

Game 100%, Jeff Horner (6-6) vs. Penn State, 1/31/04  
100%, Jim Bartels (6-6) at Ohio State, 1/25/95  
100%, Val Barnes (6-6) at Penn State, 2/22/93  
100%, Val Barnes (5-5) vs. Centenary, 1/4/92  
100%, Kent McCausland (5-5) vs. W. Illinois, 11/22/96  
Season 52.2%, Kent McCausland (70-134), 1997  
Career 45.3%, Kent McCausland (214-472), 1996-99

**Free Throws**

Game 22, Peter Jok vs. Indiana, 2/21/17  
Season 218, Reggie Evans, 2001  
Career 618, Aaron White, 2011-15

**Free Throw Attempts**

Game 26, Dave Gunther vs. West Virginia, 12/29/56  
Season 346, Reggie Evans, 2001  
Career 800, Aaron White, 2011-15

**Consecutive Free Throws**

Game 15, Andre Woolridge vs. Northwestern, 3/8/97  
Season 34, Chris Street (six games), 1/2 thru 1/16/93

**Free Throw Percentage**

**(Min. of 10 FTA/game)**

Game 100%, Glenn Vidnovic (13-13) vs. Purdue, 2/4/69  
100%, Peter Jok (12-12) vs. Omaha, 12/3/16  
100%, Luke Recker (12-12) vs. Kansas State, 12/22/01  
100%, Val Barnes (12-12) vs. Ohio State, 2/18/92  
100%, Roy Marble (12-12) vs. Northern Iowa, 12/6/88  
100%, Sam Williams (12-12) vs. Ohio State, 3/4/67  
100%, (11-11) on eight occasions  
(last by Luke Recker vs. Minnesota, 2/9/02)  
100%, (10-10) on 12 occasions  
(last by Aaron White vs. Northwestern, 1/9/14)  
Season 91.1%, Peter Jok (154-169), 2016-17  
Career 88.1%, Peter Jok (310-352), 2014-17  
87.3%, Luke Recker (185-212), 2001-02  
86.3, Matt Gatens (346-401), 2008-12

**Rebounds**

Game 30, Charles Darling vs. Wisc., 3/3/52  
Season 416, Reggie Evans (11.9 avg.), 2001  
Career 990, Greg Brunner (7.8 avg), 2003-06

**Assists**

Game 16, Cal Wulfsberg vs. Ohio State, 1/24/76  
Season 193, Andre Woolridge (6.0 avg), 1996  
Career 612, Jeff Horner (5.0 avg), 2003-06

**Blocked Shots**

Game 9, Acie Earl vs. Wisconsin, 1/29/92  
Season 121, Acie Earl (4.0 avg), 1991-92  
Career 365, Acie Earl (3.1 avg), 1990-93

**Steals**

Game 9, Kenyon Murray vs. Ohio State, 2/18/95  
9, Acie Earl vs. Texas Southern, 12/28/93  
Season 79, Ryan Bowen (2.5 avg), 1997-98  
Career 208, Ryan Bowen (1.7 avg), 1995-98

**Games Played**

Career 140, Aaron White, 2011-15

**Note - - Players listed in boldface are current players.**

Overall Wins By Senior Class	Home Wins By Senior Class
1989.....97	2015.....59
1988.....95	2016.....58
2016.....89	2017.....55
1983.....87	1988.....54
1998.....86	2008.....54
2015.....85	2009.....54
1982.....85	





**Points**

Game	126 vs. Morgan State, 11/25/94
	126 at Oral Roberts, 12/30/87
Half	77 at Michigan, 2/3/88
Season	3,181 (93.6 avg.) in 1988
Average per Game	98.7 (2,467 in 25 games) in 1970

**Field Goals**

Game	52 (98 att.) vs. Notre Dame, 3/14/70
Season	1,141 (2,160 att.) in 1988

**Field Goal Attempts**

Game	127 vs. Augustana, 12/1/45
Season	2,194 (1,140 made) in 1987

**Field Goal Percentage**

Game	69.8 (37-53) vs. Northeastern, 11/30/86
Season	52.8 (1,141-2,160) in 1988

**3-pt. Field Goals**

Game	18 (43 att.) vs. Savannah State, 11/13/16
Big Ten Game	16 (26 att.) at Maryland, 2/25/17
Season	300 (791 att.) in 2017

**3-pt. Field Goal Attempts**

Game	43 (18 made) vs. Savannah State, 11/13/16
Season	791 (300 made) in 2017

**3-pt. Field Goal Percentage (min. 10 att.)**

Game	75.0 (15-20) vs. Northwestern, 1/3/98
	75.0 (9-12) vs. Northwestern, 3/5/87
Season	41.9 (44-105) in 1983

**Free Throws**

Game	41 (43 att.) vs. Drake, 12/22/69
Season	753 (1,068 att.) in 2001
Consecutive	25 vs. Drake, 1969

**Free Throw Attempts**

Game	61 (made 37) vs. Long Beach St., 12/4/93
Season	1,068 (made 753) in 2001

**Free Throw Percentage**

Game	100% (20-20) vs. W. Illinois, 11/19/04
	95.6 (22-23) vs. DePaul, 3/15/95
Season	78.0 (549-704) in 1970

**Rebounds**

Game	77 vs. UM-Duluth, 12/30/72
Season	1,508 in 1987 (43.1 avg.)
Average	51.5 (1134 in 22 games) in 1951

**Assists**

Game	34 vs. George Mason, 12/1/84
Season	602 in 2017

**Blocked Shots**

Game	13 vs. Illinois, 3/5/13
Season	183 in 2013

**Steals**

Game	23 vs. Northern Iowa, 12/7/94
	23 vs. Northwestern, 2/22/86
Season	365 in 1995

**Fewest Turnovers (since 1980)**

Season	339 (10.3 per game) in 2015-16
--------	--------------------------------

**Iowa's Career Double-Double Leaders**

	Player, Years.....	No.
1.	Kevin Kunnert, 1971-73 .....	48
2.	Bruce King, 1975-77 .....	43
3.	Don Nelson, 1960-62 .....	41
4.	Reggie Evans, 2001-02 .....	40
5.	Dave Gunther, 1957-59 .....	37
6.	Greg Brunner, 2003-06.....	32
7.	Ed Horton, 1986-89.....	28
8.	Acie Earl, 1990-93 .....	27
9.	Ryan Bowen, 1995-98 .....	23
	Greg Stokes, 1982-85 .....	23
11.	Jess Settles, 1994-99 .....	18
	Michael Payne, 1982-85.....	18
13.	Chris Street, 1991-93 .....	17
14.	Aaron White, 2011-14.....	16
15.	Chuck Darling, 1950-52.....	14

**Iowa's Single Season Double-Double Leaders**

No. ....	Player, Year
1.	22.....Reggie Evans, 2001
2.	20.....Ed Horton, 1989
	20.....Kevin Kunnert, 1973
4.	19.....Kevin Kunnert, 1972
	19.....Don Nelson, 1962
	19.....Dave Gunther, 1959
7.	18.....Reggie Evans, 2002
	18.....Bruce King, 1977
9.	17.....Bruce King, 1976
10.	14.....Acie Earl, 1993
11.	13.....Dave Gunther, 1958
12.	12.....Greg Brunner, 2006
	12.....Don Nelson, 1961
	12.....Chuck Darling, 1952

**Iowa's Biggest Comebacks**

\*\* vs. Gardner-Webb (Nov. 17, 2012): Trailed 38-15 (23 points) with 13 seconds left in first half; won 65-56

\*\* at Illinois (Jan. 14, 1987): Trailed 61-39 (22 points) with approximately 16 minutes remaining; won 91-88 in OT

\*\* at Purdue (Jan. 2, 2016): Trailed 37-18 (19 points) with 2:21 remaining in the first half; won 70-63

\*\* at Kansas (Dec. 8, 1988): Trailed 59-41 (18 points) with 12:52 left in the second half; won 85-81

\*\* at Michigan State (Jan. 28, 1993): Trailed by 17 points with 5:32 left; won 96-90 in OT

\*\* vs. George Washington (March 15, 1996): Trailed 73-56 (17 points) with 8:21 remaining, won 81-79 in regulation (NCAA Tournament game)

**Points**

- 49..... John Johnson vs. Northwestern, 2/24/70
- 46..... John Johnson vs. UW-Milwaukee, 12/7/68
- 43..... Dick Ives vs. Chicago, 2/5/44
- 42..... Peter Jok vs. Memphis, 11/26/16
- 42..... Bruce King vs. Pittsburgh, 12/30/76
- 40..... Rick Williams vs. South Carolina, 1/22/72
- 39..... Sam Williams vs. Northwestern, 1/21/67
- 39..... Don Nelson vs. Wisconsin, 1/6/62
- 38..... John Johnson vs. Ohio State, 2/21/70
- 38..... Chris Pervall vs. Illinois, 3/6/65

**Field Goals**

- 20..... John Johnson vs. Northwestern, 2/24/70
- 19..... John Johnson vs. UW-Milwaukee, 12/7/68
- 17..... Bruce King vs. Michigan, 1/31/76
- 16..... John Johnson vs. Ohio State, 3/30/70
- 16..... John Johnson vs. Ohio State, 2/21/70
- 15..... seven times (last by Roy Marble vs. Mich., 3/4/89)

**Field Goal Attempts**

- 33..... Fred Brown vs. Indiana, 3/6/71
- 33..... John Johnson vs. Northwestern, 2/24/70
- 33..... Murray Wier vs. Illinois, 2/9/48
- 32..... Fred Brown vs. Michigan, 2/9/71
- 32..... Charles Darling vs. Indiana, 1/21/52
- 32..... Murray Wier vs. Northwestern, 2/2/48
- 31..... six times (last by J. Johnson vs. N. Dame, 3/14/70)

**3-pt. Field Goals**

- 9..... Chris Kingsbury vs. Long Island, 12/17/94
- 9..... Chris Kingsbury vs. Drake, 11/29/94
- 8..... Jordan Bohannon at Maryland, 2/25/17**
- 8..... Peter Jok vs. Memphis, 11/26/16
- 8..... Devan Bawinkel vs. Ohio State, 3/3/09
- 8..... Justin Johnson vs. Ohio State, 2/2/08
- 8..... Justin Johnson vs. Indiana, 1/2/08
- 7..... on 13 occasions (last by Jordan Bohannon vs. South Dakota, 3/15/17)**

**3-pt. Field Goal Attempts**

- 19..... Chris Kingsbury vs. Long Island, 12/17/94
- 15..... Jordan Bohannon at Notre Dame, 11/29/16**
- 15..... Justin Johnson vs. LA-Monroe, 12/30/07
- 14..... Anthony Tucker vs. Virginia Tech, 12/1/09
- 14..... Adam Haluska vs. Citadel, 11/13/06
- 14..... Chris Kingsbury vs. Wisconsin, 1/13/96
- 13..... on 13 occasions (last by Devan Bawinkel vs. Ohio State, 3/3/09)

**Free Throws**

- 22..... Peter Jok vs. Indiana, 2/21/17
- 21..... Don Nelson vs. Indiana, 2/17/62
- 18..... Bruce King vs. Pittsburgh, 12/30/76
- 17..... Dave Gunther vs. West Virginia, 12/29/56
- 16..... Adam Haluska vs. Northwestern, 2/15/07
- 16..... Reggie Evans vs. Purdue, 2/21/01
- 16..... Andre Woolridge vs. Northwestern, 3/8/97
- 16..... B.J. Armstrong vs. Florida State, 3/18/88
- 16..... Charles Darling vs. Minnesota, 1/19/52
- 15..... Glenn Vidnovic vs. Indiana, 1/31/70

**Free Throw Attempts**

- 26..... Dave Gunther vs. West Virginia, 12/29/56
- 25..... Don Nelson vs. Indiana, 2/17/62
- 23..... Peter Jok vs. Indiana, 2/21/17
- 23..... Bruce King vs. Pittsburgh, 12/30/76
- 22..... Reggie Evans vs. Purdue, 2/21/01
- 21..... Don Nelson vs. Indiana, 2/17/62
- 21..... Charles Darling vs. Minnesota, 1/19/52
- 20..... B.J. Armstrong vs. Florida State, 3/18/88
- 20..... Don Nelson vs. Wisconsin, 1/4/60
- 20..... Nolden Gentry vs. Texas Tech, 12/13/58
- 19..... Roy Devyn Marble vs. Northern Iowa, 12/15/12
- 19..... Reggie Evans at Kansas State, 12/23/00
- 19..... Acie Earl vs. Iowa State, 12/14/92
- 19..... Dave Roach vs. St. Louis, 12/9/63

**Rebounds**

- 30..... Charles Darling vs. Wisconsin, 3/3/52
- 25..... Frank Allen vs. California, 12/28/60
- 25..... Charles Darling vs. Purdue, 1/6/51
- 23..... Greg Brunner vs. Minnesota, 1/18/06
- 23..... Kevin Kunnert vs. Drake, 12/27/72
- 23..... Kevin Kunnert vs. Illinois, 3/7/72
- 23..... John Johnson vs. Northwestern, 2/11/69
- 23..... John Johnson vs. Cal-Poly, 11/30/68
- 23..... Tom Harris vs. California, 12/28/60
- 23..... Nolden Gentry vs. Michigan, 1/4/58
- 23..... Bill Logan vs. Michigan, 2/26/55

**Assists**

- 16..... Cal Wulfsberg vs. Ohio State, 1/24/76
- 15..... B.J. Armstrong vs. Minnesota, 2/18/89
- 14..... Ronnie Lester vs. Northwestern, 2/16/78
- 13..... Jordan Bohannon vs. TCU, 3/19/17**
- 13..... Cal Wulfsberg vs. Michigan, 1/31/76
- 12..... Mike Gesell vs. Minnesota, 2/14/16
- 12..... Mike Gesell vs. Coppin State, 11/15/15
- 12..... Dean Oliver vs. Chicago State, 11/14/97
- 12..... Kevin Smith vs. Centenary, 1/4/92
- 12..... B.J. Armstrong vs. Georgia, 12/3/88
- 12..... B.J. Armstrong vs. Ohio State, 2/13/89
- 12..... Cal Wulfsberg vs. Drake, 12/21/76

**Blocked Shots**

- 9..... Acie Earl vs. Wisconsin, 1/29/92
- 8..... Acie Earl at Drake, 1/4/93
- 8..... Acie Earl vs. Duke, 3/21/92
- 8..... Acie Earl vs. Louisiana Tech, 12/7/91
- 8..... Acie Earl vs. Maryland-Eastern Shore, 11/23/91
- 8..... Acie Earl vs. Northern Iowa, 12/4/90
- 7..... Gabriel Olaseni vs. Illinois, 3/5/13
- 7..... Melsahn Basabe vs. Iowa State, 12/10/10
- 7..... Ereik Hansen vs. Fairfield, 12/2/05
- 7..... Ereik Hansen vs. St. Louis, 12/31/04
- 7..... Ereik Hansen vs. Iowa State, 12/10/04
- 7..... Acie Earl vs. Michigan State, 2/27/93

**Steals**

- 9..... Kenyon Murray vs. Ohio State, 2/18/95
- 9..... Acie Earl vs. Texas Southern, 12/28/92
- 8..... Bill Jones vs. Dartmouth, 1/23/88
- 7..... Eric May vs. SIU-Edwardsville, 11/26/10
- 7..... Jeff Horner vs. Western Illinois, 11/19/04
- 7..... Brody Boyd vs. Northern Illinois, 12/6/03
- 7..... Ryan Bowen vs. Northwestern, 1/3/98
- 7..... Andre Banks vs. Northwestern, 2/22/86
- 6..... 11 times (last by Roy Devyn Marble vs. Penn, 11/22/13)

**Note - - Players listed in boldface are current players.**



**Points**

1.	699	John Johnson (27.9 avg.), 1970
2.	675	Roy Marble (20.5 avg.), 1989
3.	662	Fred Brown (27.6 avg.), 1971
4.	645	Andre Woolridge (20.2 avg.), 1997
5.	638	Greg Stokes (19.9 avg.), 1985
6.	637	Adam Haluska (20.5 avg.), 2007
7.	636	Peter Jok (19.9 avg.), 2017
8.	632	Sam Williams (25.3 avg.), 1968
9.	624	Jarrold Uthoff (18.9 avg.), 2016
10.	604	Ed Horton (18.3 avg.), 1989
11.	600	Luke Recker (17.1 avg.), 2002

**Field Goals**

1.	289	John Johnson, 1970
2.	268	Fred Brown, 1971
3.	262	Greg Stokes, 1985
4.	254	Scott Thompson, 1976
5.	250	Ed Horton, 1989
6.	241	Roy Marble, 1989
	241	Bruce King, 1976
8.	219	Greg Stokes, 1983
	219	Sam Williams, 1968
10.	218	Jarrold Uthoff, 2016

**Field Goal Attempts**

1.	535	Fred Brown, 1971
2.	517	Scott Thompson, 1976
3.	508	John Johnson, 1970
4.	489	Charles Darling, 1952
5.	487	Jarrold Uthoff, 2016
6.	479	Greg Stokes, 1985
7.	477	Bruce King, 1976
8.	475	Sam Williams, 1968
9.	472	Andre Woolridge, 1997
10.	467	Peter Jok, 2017

**3-pt. Field Goals**

1.	117	Chris Kingsbury, 1995
2.	93	Justin Johnson, 2008
3.	92	Luke Recker, 2002
4.	90	Adam Haluska, 2007
5.	<b>89</b>	<b>Jordan Bohannon, 2017</b>
6.	86	Jeff Horner, 2005
7.	84	Peter Jok, 2017
8.	80	Peter Jok, 2016
9.	75	Matt Gatens, 2012
10.	74	Kent McCausland, 1998
11.	71	Jeff Moe, 1988

**3-pt. Field Goal Attempts**

1.	297	Chris Kingsbury, 1995
2.	269	Justin Johnson, 2008
3.	248	Adam Haluska, 2007
4.	223	Luke Recker, 2002
5.	221	Peter Jok, 2017
6.	<b>214</b>	<b>Jordan Bohannon, 2017</b>
7.	211	Jeff Horner, 2005
	211	Chris Kingsbury, 1996
9.	201	Jeff Horner, 2006
10.	199	Peter Jok, 2016

**Free Throws**

1.	218	Reggie Evans, 2001
2.	195	Aaron White, 2015
3.	194	Sam Williams, 1968
4.	193	Aaron White, 2013
5.	187	Reggie Evans, 2002
6.	186	Don Nelson, 1962
7.	178	Sam Williams, 1966
8.	176	Don Nelson, 1961
9.	172	Roy Marble, 1989
10.	167	Adam Haluska, 2007

**Free Throw Attempts**

1.	346	Reggie Evans, 2001
2.	302	Reggie Evans, 2002
3.	268	Don Nelson, 1961
4.	265	Sam Williams, 1968
5.	264	Don Nelson, 1962
6.	258	Aaron White, 2013
7.	243	Acie Earl, 1992
8.	238	Aaron White, 2015
9.	242	Acie Earl, 1991
10.	232	Sam Williams, 1966

**Rebounds**

1.	416	Reggie Evans (12.8 avg.), 2001
2.	387	Charles Darling (17.6 avg.), 1951
3.	378	Reggie Evans (11.1 avg.), 2002
4.	353	Kevin Kunnert (14.7 avg.), 1972
5.	350	Ed Horton (10.6 avg.), 1989
6.	334	Kevin Kunnert (13.9 avg.), 1973
7.	332	Bruce King (13.3 avg.), 1977
8.	314	Greg Brunner (9.2 avg.), 2006
9.	286	Acie Earl (8.9 avg.), 1993
10.	285	Don Nelson (11.9 avg.), 1962

**Assists**

1.	205	Mike Gesell (6.2 avg.), 2016
2.	193	Andre Woolridge (6.0 avg.), 1996
3.	192	Andre Woolridge (6.0 avg.), 1997
4.	191	Cal Wulfsberg (6.6 avg.), 1976
5.	190	Andre Woolridge (5.8 avg.), 1995
6.	182	Bryce Cartwright (5.9 avg.), 2011
7.	180	Jeff Horner (5.5 avg.), 2005
8.	<b>175</b>	<b>Jordan Bohannon (5.1 avg.), 2017</b>
9.	173	B.J. Armstrong (5.4 avg.), 1989
10.	169	Jeff Horner (5.6 avg.), 2006

**Blocked Shots**

1.	121	Acie Earl (4.0 avg.), 1992
2.	106	Acie Earl (3.3 avg.), 1991
3.	89	Erek Hansen (2.6 avg.), 2006
4.	88	Acie Earl (2.8 avg.), 1993
5.	86	Jarrold Uthoff (2.6 avg.), 2016
6.	83	Erek Hansen (2.6 avg.), 2005
7.	79	Greg Stokes (2.5 avg.), 1983
8.	62	Greg Stokes (1.9 avg.), 1985
9.	58	Greg Stokes (2.1 avg.), 1984
10.	56	Jarrold Uthoff (1.6 avg.), 2015

**Steals**

1.	79	Ryan Bowen (2.5 avg.), 1998
2.	72	Bill Jones (2.1 avg.), 1988
3.	70	Jim Bartels (2.1 avg.), 1995
4.	68	Brody Boyd (2.3 avg.), 2004
5.	66	Andre Banks (2.1 avg.), 1986
	66	Steve Carfino (2.4 avg.), 1984
7.	62	Dean Oliver (2.1 avg.), 2000
8.	61	B.J. Armstrong (1.8 avg.), 1988
9.	60	Roy Marble (1.8 avg.), 1988
60.	60	Roy Devyn Marble (1.8 avg.), 2014



### Points

1.	2,116	Roy Marble, 1986-89
2.	1,859	Aaron White, 2011-15
3.	1,779	Acie Earl, 1990-93
4.	1,768	Greg Stokes, 1982-85
5.	1,705	B.J. Armstrong, 1986-89
6.	1,694	Roy Devyn Marble, 2011-14
7.	1,675	Ronnie Lester, 1977-80
8.	1,635	Matt Gatens, 2009-12
9.	1,611	Jess Settles, 1994-97, 1999
10.	1,578	Adam Haluska, 2005-07

### Field Goals

1.	787	Roy Marble, 1986-89
2.	705	Greg Stokes, 1982-85
3.	642	Acie Earl, 1990-93
4.	622	Ronnie Lester, 1977-80
5.	590	Aaron White, 2011-15
6.	583	B.J. Armstrong, 1986-89
7.	581	Jess Settles, 1994-99
8.	573	Bruce King, 1975-77
9.	564	Roy Devyn Marble, 2011-14
10.	560	Ed Horton, 1986-89

### Field Goal Attempts

1.	1,459	Roy Marble, 1986-89
2.	1,359	Roy Devyn Marble, 2011-14
3.	1,321	Ronnie Lester, 1977-80
4.	1,294	Greg Stokes, 1982-85
5.	1,265	Acie Earl, 1990-93
6.	1,264	Matt Gatens, 2009-12
7.	1,213	Dean Oliver, 1998-01
8.	1,205	James Moses, 1989-92
9.	1,195	Bruce King, 1975-77
10.	1,191	Peter Jok, 2014-17

### 3-pt. Field Goals

1.	262	Jeff Horner, 2003-06
2.	239	Matt Gatens, 2009-12
3.	226	Chris Kingsbury, 1994-96
4.	216	Peter Jok, 2014-17
5.	214	Kent McCausland, 1996-99
6.	212	Adam Haluska, 2005-07
7.	193	Brody Boyd, 2001-04
8.	161	Dean Oliver, 1998-01
9.	139	Luke Recker, 2001-02
10.	138	Justin Johnson, 2007-08
11.	137	Jarrold Uthoff, 2013-16

### 3-pt. Field Goal Attempts

1.	713	Jeff Horner, 2003-06
2.	652	Matt Gatens, 2009-12
3.	645	Chris Kingsbury, 1994-96
4.	582	Adam Haluska, 2005-07
5.	571	Peter Jok, 2014-17
6.	544	Brody Boyd, 2001-04
7.	472	Kent McCausland, 1996-99
8.	465	Dean Oliver, 1998-01
9.	396	Roy Devyn Marble, 2011-14
10.	374	James Moses, 1989-92

### Free Throws

1.	619	Aaron White, 2011-15
2.	516	Roy Marble, 1986-89
3.	493	Acie Earl, 1990-93
4.	468	Dean Oliver, 1998-01
5.	462	Don Nelson, 1960-62
6.	432	Roy Devyn Marble, 2011-14
7.	431	Ronnie Lester, 1977-80
8.	405	Reggie Evans, 2001-02
9.	403	B.J. Armstrong, 1986-89
10.	384	Adam Haluska, 2005-07

### Free Throw Attempts

1.	800	Aaron White, 2011-14
2.	725	Acie Earl, 1990-93
3.	707	Roy Marble, 1986-89
4.	687	Don Nelson, 1960-62
5.	648	Reggie Evans, 2001-02
6.	621	Dean Oliver, 1998-01
7.	595	Roy Devyn Marble, 2011-14
8.	566	Greg Brunner, 2003-06
9.	557	Ronnie Lester, 1977-80
10.	554	Greg Stokes, 1982-85

### Rebounds

1.	990	Greg Brunner (7.8 avg.), 2003-06
2.	914	Kevin Kunnert (12.7 avg.), 1971-73
3.	901	Aaron White, (6.4 avg.), 2011-15
4.	877	Ed Horton (6.6 avg.), 1986-89
5.	857	Michael Payne (7.3 avg.), 1982-85
6.	852	Bruce King (10.7 avg.), 1975-77
7.	811	Acie Earl (7.0 avg.), 1990-93
8.	807	Greg Stokes (6.7 avg.), 1982-85
9.	804	Ryan Bowen (6.7 avg.), 1995-98
10.	794	Reggie Evans (11.5 avg.), 2001-02

### Assists

1.	612	Jeff Horner (5.0 avg.), 2003-06
2.	575	Andre Woolridge (5.9 avg.), 1995-97
3.	561	Dean Oliver (4.5 avg.), 1998-01
4.	557	Mike Gesell (4.16 avg.), 2012-16
5.	517	B.J. Armstrong (4.0 avg.), 1986-89
6.	480	Ronnie Lester (4.8 avg.), 1977-80
7.	397	Roy Devyn Marble (2.9 avg.), 2011-14
8.	358	Mon'ter Glasper (2.9 avg.), 1993-96
9.	352	Kenny Arnold (3.2 avg.), 1979-82
10.	339	Andre Banks (2.9 avg.), 1983-86

### Blocked Shots

1.	365	Acie Earl (3.1 avg.), 1990-93
2.	229	Greg Stokes (1.9 avg.), 1982-85
3.	212	Erek Hansen (2.4 avg.), 2004-06
4.	177	Jarrold Uthoff (1.8 avg.), 2013-16
5.	148	Melsahn Basabe (1.1 avg.), 2011-14
6.	141	Gabriel Olaseni (1.2 avg.), 2011-15
7.	124	Ryan Bowen (1.0 avg.), 1995-98
8.	120	Michael Payne (1.0 avg.), 1982-85
9.	104	Greg Brunner (0.8 avg.), 2003-06
10.	96	Kurt Looby (1.5 avg.), 2007-08

### Steals

1.	208	Ryan Bowen (1.7 avg.), 1995-98
2.	205	Dean Oliver (1.6 avg.), 1998-01
3.	200	Kenyon Murray (1.6 avg.), 1993-96
4.	183	Roy Marble (1.4 avg.), 1986-89
5.	182	Steve Carfino (1.6 avg.), 1981-84
6.	178	B.J. Armstrong (1.4 avg.), 1986-89
7.	176	Roy Devyn Marble (1.3 avg.), 2011-14
8.	166	Jeff Horner (1.3 avg.), 2003-06
9.	160	Mike Gesell (1.2 avg.), 2012-16
10.	155	Jim Bartels (1.6 avg.), 1991-95

### Games Played

1.	140	Aaron White, 2012-15 (consecutive)
2.	138	Adam Woodbury, 2012-16 (consecutive)
3.	137	Anthony Clemmons, 2012-16
	137	Zach McCabe, 2011-14 (consecutive)
5.	136	Roy Devyn Marble, 2011-14
	136	Melsahn Basabe, 2011-14
7.	134	Mike Gesell, 2012-16
	134	Roy Marble, 1986-89
9.	133	Eric May, 2012-13
10.	131	Ed Horton, 1986-89
	131	Jeff Moe, 1985-88



**Points**

- 126 vs. Morgan State, 11/25/94  
126 vs. Oral Roberts, 12/30/87
- 124 vs. UC-Irvine, 12/5/87
- 121 vs. Centenary, 1/4/92  
121 vs. Notre Dame, 3/14/70
- 119 vs. Wisconsin, 2/10/70
- 116 vs. Savannah State, 11/13/16  
116 vs. Northwestern, 2/9/95  
116 vs. Northwestern, 2/24/70  
116 vs. UW-Milwaukee, 12/7/68

**Field Goals**

- 52 vs. Notre Dame, 3/14/70
- 50 vs. Nevada-Reno, 12/9/80
- 48 vs. Northwestern, 2/24/70
- 47 on three occasions

**Field Goal Attempts**

- 127 vs. Augustana, 12/1/45
- 115 vs. S. Dakota State, 12/2/46
- 108 vs. Minn.-Duluth, 12/30/72
- 104 vs. UCLA, 12/23/50
- 100 vs. Creighton, 12/11/48

**Field Goal Percentage**

- 69.8 (37-53) vs. Northeastern, 11/30/86
- 67.5 (27-40) vs. Air Force, 12/28/04
- 66.7 (30-45) vs. MD-Balt. Co., 12/15/90  
66.7 (28-42) vs. Ohio State, 2/18/84
- 66.1 (37-56) at Northern Iowa, 12/10/91  
66.1 (43-65) vs. Holy Cross, 12/27/75

**3-pt. Field Goals**

- 18 vs. Savannah State, 11/13/16
- 16 at Maryland, 2/25/16  
16 vs. TCU, 3/19/17
- 15 vs. Prairie View A&M, 12/5/09  
15 vs. Northwestern, 1/3/98  
15 vs. Long Island, 12/17/94

**3-pt. Field Goal Att.**

- 43 vs. Savannah State, 11/13/16
- 37 vs. Texas, 11/23/09
- 36 vs. Long Island, 12/17/94
- 35 at Notre Dame, 11/29/16
- 34 vs. Omaha, 12/3/16
- 33 vs. Ohio State, 1/9/08

**3-pt. Field Goal Pct.**

- (minimum 10 att.)
- 75.0 (15-20) vs. Northwestern, 1/3/98  
75.0 (9-12) at Northwestern, 3/5/87
  - 73.3 (11-15) vs. So. Miss., 12/22/97
  - 70.0 (7-10) vs. East Tenn. State, 3/14/91  
70.0 (7-10) at Drake, 11/29/88
  - 68.4 (13-19) vs. Michigan, 2/4/06

**Free Throws**

- 41 vs. Drake, 12/22/69
- 40 vs. Wisconsin, 1/21/95
- 39 vs. Indiana, 2/21/17  
39 vs. Minnesota, 1/13/93
- 38 vs. Nebraska-Omaha, 11/10/13  
38 vs. South Alabama, 12/4/98  
38 vs. Creighton, 12/21/68

**Free Throw Att.**

- 61 vs. Long Beach State, 12/4/93
- 53 vs. Drake, 11/30/93
- 52 vs. Wisconsin, 1/21/95
- 51 vs. UC-Santa Barbara, 12/2/89
- 50 vs. Missouri, 12/16/00

**Free Throw Pct.**

- (minimum 10 att.)
- 100.0 (20-20) vs. W. Illinois, 11/19/04  
100.0 (18-18) vs. Indiana, 1/14/79  
100.0 (15-15) at Virginia, 3/27/13  
100.0 (13-13) at Purdue, 12/28/16  
100.0 (12-12) at Purdue, 2/7/49
  - 95.6 (22-23) vs. DePaul, 3/15/95

**Rebounds**

- 77 vs. Minn.-Duluth, 12/30/72
- 76 at California, 12/28/60  
76 vs. Ohio State, 2/14/55
- 75 vs. Purdue, 1/6/51
- 74 vs. American-Puerto Rico, 12/20/92  
74 vs. Cal-Poly, 11/30/68

**Assists**

- 34 vs. George Mason, 12/1/84
- 33 vs. Savannah State, 11/13/16
- 32 vs. Central Arkansas, 12/19/11  
32 vs. Nevada-Reno, 12/9/80
- 31 vs. Coppin State, 11/15/15  
31 vs. Morgan State, 11/25/94
- 30 vs. Central Conn. St., 1/2/93  
30 vs. Centenary, 1/4/92

**Blocked Shots**

- 14 vs. Drake, 12/19/15  
13 vs. Illinois, 3/5/13
- 12 vs. Northern Illinois, 11/26/14  
12 vs. UNC Wilmington, 11/8/13  
12 vs. St. Louis, 12/31/04  
12 vs. UNC Greensboro, 12/4/04  
12 vs. North Carolina, 11/24/04
- 11 vs. Fairfield, 12/2/05  
11 at Minnesota, 2/23/05  
11 at Drake, 1/4/93

**Steals**

- 23 vs. Northern Iowa, 12/7/94  
23 vs. Northwestern, 2/22/86
- 21 vs. Morgan State, 11/25/94  
21 vs. Drake, 11/30/93
- 19 vs. SIU-Edwardsville, 11/26/10  
19 vs. Bucknell, 12/28/97  
19 vs. Ohio State, 1/10/96  
19 vs. Drake, 12/3/91  
19 vs. Morehead State, 11/28/84

**TEAM LEADERS -- SEASON**

**Wins**

- 30 in 1987
- 25 in 2013  
25 in 2006
- 24 in 1988
- 23 in 2001  
23 in 1996  
23 in 1989  
23 in 1980

**Winning Percentage**

- 94.4 (17-1) in 1945
- 86.7 (13-2) in 1923
- 86.4 (19-3) in 1952
- 85.7 (30-5) in 1987
- 83.3 (10-2) in 1902

**Points**

- 3,181 in 1988
- 3,055 in 1987
- 2,957 in 1989
- 2,757 in 1995
- 2,689 in 2014

**Scoring Average**

- 98.7 in 1970
- 93.6 in 1988
- 89.6 in 1989
- 87.3 in 1987

**Field Goals**

- 1,141 in 1988
- 1,140 in 1987
- 1,092 in 1989

**Field Goal Att.**

- 2,194 in 1987
- 2,160 in 1988
- 2,156 in 2013
- 2,122 in 2017

**Field Goal Pct.**

- 52.8 in 1988
- 52.3 in 1970
- 52.0 in 1987

**3-pt. Field Goals**

- 300 in 2017
- 274 in 1995
- 269 in 2016
- 258 in 2009

**3-pt. Field Goal Att.**

- 791 in 2017
- 753 in 2010
- 743 in 1995
- 719 in 2016

**3-pt. Field Goal Pct.**

- 41.9 in 1983
- 41.5 in 1988
- 40.6 in 1991

**Free Throws**

- 753 in 2001
- 711 in 1988
- 660 in 2014
- 655 in 2013
- 647 in 1989

**Free Throw Attempts**

- 1,068 in 2001
- 996 in 1988
- 929 in 1987
- 919 in 1989

**Free Throw Pct. (min. 500 att.)**

- 78.0 in 1970
- 77.1 in 1969
- 74.7 in 1971
- 74.4 in 2015  
74.4 in 2007

**Rebounds**

- 1,508 in 1987
- 1,484 in 2013
- 1,370 in 1993
- 1,367 in 1989

**Rebounding Average**

- 51.5 in 1951
- 49.4 in 1973
- 48.4 in 1972

**Assists**

- 602 in 2017
- 600 in 1988  
600 in 1985
- 581 in 1987
- 573 in 2013

**Blocked Shots**

- 183 in 2013
- 174 in 2005
- 167 in 2006
- 165 in 1993
- 164 in 2014

**Steals**

- 365 in 1995
- 329 in 1988
- 315 in 1998

**40-Plus Point Games**

Player	Pts	Opponent	Date
John Johnson	49	Northwestern	2/24/70
John Johnson	46	Milwaukee	12/7/68
Dick Ives	43	Chicago	2/5/44
Bruce King	42	Pittsburgh	12/30/76
Peter Jok	42	vs. Memphis	11/26/16
Rick Williams	40	South Carolina	1/22/72

**30-Plus Point Games**

Player	Pts	Opponent	Date
Don Nelson	39	at Wisconsin	1/6/62
Sam Williams	39	at Northwestern	1/21/67
Chris Pervall	38	Illinois	3/6/65
John Johnson	38	at Ohio State	2/21/70
Dick Ives	37	Western Illinois	12/15/43
Dave Gunther	37	Ohio State	2/21/59
Don Nelson	37	at Indiana	2/17/62
Sam Williams	37	at Stanford	12/23/67
John Johnson	37	Ohio State	3/3/70
Fred Brown	37	Purdue	2/20/71
Roy Marble	37	at Illinois	3/8/89
Bill Logan	36	vs. Temple	3/22/56
Dave Gunther	36	vs. Wyoming	12/27/58
Don Nelson	36	Northwestern	1/8/62
John Johnson	36	Michigan State	2/14/70
Fred Brown	36	Illinois	2/2/71
Bruce King	36	at Michigan	1/31/76
Bruce King	36	Michigan State	2/7/77
Acie Earl	36	Wisconsin	3/10/93
Rob Griffin	36	Penn State	3/4/00
Adam Haluska	36	Georgia State	12/20/06
Dave Gunther	35	Washington	12/20/58
Don Nelson	35	Wisconsin	3/10/62
Sam Williams	35	Illinois	2/6/67
Fred Brown	35	Ohio State	1/9/71
Fred Brown	35	at Northwestern	1/30/71
Fred Brown	35	Michigan	3/9/71
Rick Williams	35	at Michigan	1/25/72
Greg Stokes	35	George Mason	12/1/84
B.J. Armstrong	35	vs. Florida State	3/18/88
B.J. Armstrong	35	vs. Rutgers	3/18/89
Peter Jok	35	Indiana	2/21/17

Murray Wier	34	Illinois	2/9/48
Charles Darling	34	Minnesota	1/19/52
Charles Darling	34	Wisconsin	3/3/52
Carl Cain	34	Kentucky	3/17/56
Dave Gunther	34	vs. Oregon State	12/29/58
Don Nelson	34	Arizona	12/19/60
Don Nelson	34	Michigan State	1/14/61
Sam Williams	34	at Minnesota	3/4/68
John Johnson	34	at Michigan	1/6/70
Kevin Kunnert	34	at Indiana	2/19/72
Andre Woolridge	34	at Northwestern	3/8/97
Adam Haluska	34	at Minnesota	2/7/07
Peter Jok	34	at Nebraska	1/5/17
Don Nelson	33	at Evansville	12/1/60
Sam Williams	33	at Michigan State	1/23/68
John Johnson	33	at Minnesota	3/4/69
John Johnson	33	at Cincinnati	12/18/69
John Johnson	33	at Hawai'i	12/30/69
John Johnson	33	Minnesota	2/3/70
John Johnson	33	at Indiana	2/7/70
Fred Brown	33	at Bowling Green	12/14/70
Rick Williams	33	at Michigan State	2/26/72
Greg Stokes	33	at Wisconsin	2/23/83
Val Barnes	33	at Penn State	2/22/93
Adam Haluska	33	Indiana	2/3/07
Matt Gatens	33	Wisconsin	2/23/12
Peter Jok	33	Omaha	12/3/16
Dave Danner	32	Chicago	2/5/44
Frank Calsbeek	32	Indiana	1/14/50
Bill Logan	32	Michigan	1/11/54
Don Nelson	32	at Illinois	3/3/62
Dave Roach	32	Saint Louis	12/9/63
George Peeples	32	Purdue	2/20/65
Gerry Jones	32	at Minnesota	2/20/67
Sam Williams	32	vs. Saint Louis	12/30/67
Sam Williams	32	Ohio State	1/13/68
John Johnson	32	at Northwestern	3/7/70
Fred Brown	32	Creighton	12/4/70
Fred Brown	32	at Drake	12/12/70
Rick Williams	32	Illinois	2/15/72
Kevin Kunnert	32	at Northwestern	2/19/73
Candy LaPrince	32	at Michigan State	1/21/74
Chad Calabria	32	Purdue	2/11/74
Jim Collins	32	Purdue	2/11/74
Bruce King	32	Illinois	1/3/76
Roy Marble	32	Michigan	2/9/89
Ed Horton	32	vs. N.C. State	3/19/89
Ray Thompson	32	at Iowa State	12/7/89
Acie Earl	32	at Iowa State	12/14/91
Chris Kingsbury	32	Northwestern	2/9/95
Andre Woolridge	32	Missouri	12/21/96
Jeff Horner	32	at Purdue	2/1/06
Jarrod Uthoff	32	at Iowa State	12/10/15





Charles Darling	31	at Indiana	1/21/52
Charles Darling	31	Butler	2/4/52
Dave Gunther	31	at Indiana	1/17/59
John Johnson	31	at Wisconsin	1/10/70
Glenn Vidnovic	31	Indiana	1/31/70
Fred Brown	31	at Minnesota	2/23/71
Kevin Kunnert	31	Ohio State	2/12/73
Larry Parker	31	VCU	11/30/74
Bruce King	31	Ohio State	1/27/77
Ronnie Lester	31	at Ohio State	1/7/78
Ronnie Lester	31	at Ohio State	2/24/79
Val Barnes	31	Iowa State	12/8/90
Acie Earl	31	UMBC	12/15/90
Acie Earl	31	vs. Butler	12/27/91
Andre Woolridge	31	Northern Iowa	12/10/96
Luke Recker	31	at Missouri	12/15/01
Adam Haluska	31	Coppin State	12/2/06
Roy Devym Marble	31	at Oregon	3/18/12

Fred Brown	30	at Michigan State	1/12/71
Scott Thompson	30	at Michigan State	1/5/76
Scott Thompson	30	at Michigan	1/31/76
Ronnie Lester	30	at Purdue	2/23/79
B.J. Armstrong	30	Wisconsin	3/10/88
Roy Marble	30	at Michigan	3/4/89
Acie Earl	30	UCLA	12/22/90
James Moses	30	Illinois	2/23/91
Chris Kingsbury	30	at Hawai'i	12/29/94
Chris Kingsbury	30	vs. Connecticut	11/24/95
Kyle Galloway	30	vs. Minnesota	3/9/00
Dean Oliver	30	vs. Michigan State	3/10/00
Reggie Evans	30	vs. Penn State	3/10/01
Reggie Evans	30	UMES	11/13/01
Adam Haluska	30	at Penn State	2/28/07
Aaron Fuller	30	Michigan	2/16/10
Matt Gatens	30	Indiana	2/19/12
Roy Devyn Marble	30	vs. Northern Iowa	12/15/12
Roy Devyn Marble	30	vs. Xavier	11/28/13
Peter Jok	30	Seton Hall	11/17/16

**Career 40-Plus Point Games**

Player	Years	No.
John Johnson	1969-70	2
Dick Ives	1944-47	1
Bruce King	1975-77	1
Peter Jok	2014-17	1
Rick Williams	1972-73	1

**Career 30-Plus Point Games**

Player	Years	No.
John Johnson	1969-70	13
Fred Brown	1970-71	10
Don Nelson	1960-62	8
Sam Williams	1967-68	7
Acie Earl	1990-93	5
Dave Gunther	1957-59	5
Adam Haluska	2005-07	5
Peter Jok	2014-17	5
Bruce King	1975-77	5
Charles Darling	1950-52	4
Rick Williams	1972-73	4
B.J. Armstrong	1986-89	3
Chris Kingsbury	1994-96	3
Kevin Kunnert	1971-73	3
Ronnie Lester	1977-80	3
Roy Marble	1986-89	3
Roy Devyn Marble	2011-14	3
Andre Woolridge	1995-97	3
Val Barnes	1991-93	2
Reggie Eavsn	2000-02	2
Matt Gatens	2009-12	2
Dick Ives	1944-47	2
Bill Logan	1954-56	2
Greg Stokes	1982-85	2
Scott Thompson	1974-76	2
Carl Cain	1954-56	1
Chad Calabria	1968-70	1
Frank Calsbeek	1949-51	1
Jim Collins	1972-74	1
Dave Danner	1944-47	1
Aaron Fuller	2009-10	1
Kyle Galloway	1998, 2000-01	1
Rob Griffin	2000	1
Jeff Horner	2003-06	1
Ed Horton	1986-89	1
Gerry Jones	1965, 1967	1
Candy LaPrince	1973-74	1
James Moses	1989-92	1
Dean Oliver	1998-2000	1
Larry Parker	1973-76	1
George Peeples	1964-66	1
Chris Pervall	1965-66	1
Luke Recker	2001-02	1
Dave Roach	1962-64	1
Ray Thompson	1989-90	1
Jarrood Uthoff	2014-16	1
Glenn Vidnovic	1968-70	1
Murray Wier	1945-48	1

**B.J. Armstrong (1986-89)**

30	Wisconsin	3/10/88
35	vs. Florida State	3/18/88
35	vs. Rutgers	3/18/89

**Val Barnes (1991-93)**

31	Iowa State	12/8/90
33	at Penn State	2/22/93

**Fred Brown (1970-71)**

32	Creighton	12/4/70
32	at Drake	12/12/70
33	at Bowling Green	12/14/70
35	Ohio State	1/9/71
30	at Michigan State	1/12/71
35	at Northwestern	1/30/71
36	Illinois	2/2/71
31	at Minnesota	2/23/71
37	Purdue	2/20/71
35	Michigan	3/9/71

**Carl Cain (1954-56)**

34	Kentucky	3/17/56
----	----------	---------

**Chad Calabria (1968-70)**

32	Purdue	2/11/74
----	--------	---------

**Frank Calsbeek (1949-51)**

32	Indiana	1/14/50
----	---------	---------

**Jim Collins (1972-74)**

32	Purdue	2/11/74
----	--------	---------

**Dave Danner (1944-47)**

32	Chicago	2/5/44
----	---------	--------

**Charles Darling (1950-52)**

34	Minnesota	1/19/52
31	at Indiana	1/21/52
31	Butler	2/4/52
34	Wisconsin	3/3/52

**Acie Earl (1990-93)**

31	UMBC	12/15/90
30	UCLA	12/22/90
32	at Iowa State	12/14/91
31	vs. Butler	12/27/91
36	Wisconsin	3/10/93

**Reggie Evans (2000-02)**

30	vs. Penn State	3/10/01
30	UMES	11/13/01

**Aaron Fuller (2009-10)**

30	Michigan	2/16/10
----	----------	---------

**Kyle Galloway (1998, 2000-01)**

30	vs. Minnesota	3/9/00
----	---------------	--------

**Matt Gatens (2009-12)**

30	Indiana	2/19/12
33	Wisconsin	2/23/12

**Rob Griffin (2000)**

36	Penn State	3/4/00
----	------------	--------

**Dave Gunther (1957-59)**

35	Washington	12/20/58
36	vs. Wyoming	12/27/58
34	vs. Oregon State	12/29/58
31	at Indiana	1/17/59
37	Ohio State	2/21/59

**Adam Haluska (2005-07)**

31	Coppin State	12/2/06
36	Georgia State	12/20/06
33	Indiana	2/3/07
34	at Minnesota	2/7/07
30	at Penn State	2/28/07

**Jeff Horner (2003-06)**

32	at Purdue	2/1/06
----	-----------	--------

**Ed Horton (1986-89)**

32	vs. N.C. State	3/19/89
----	----------------	---------

**Dick Ives (1944-47)**

37	Western Illinois	12/15/43
43	Chicago	2/5/44

**John Johnson (1969-70)**

46	Milwaukee	12/7/68
33	at Minnesota	3/4/69
33	at Cincinnati	12/18/69
33	at Hawai'i	12/30/69
34	at Michigan	1/6/70
31	at Wisconsin	1/10/70
33	Minnesota	2/3/70
33	at Indiana	2/7/70
36	Michigan State	2/14/70
38	at Ohio State	2/21/70
49	Northwestern	2/24/70
37	Ohio State	3/3/70
32	at Northwestern	3/7/70

**Peter Jok (2014-17)**

30	Seton Hall	11/17/16
42	vs. Memphis	11/26/16
33	Omaha	12/3/16
34	at Nebraska	1/5/17
35	Indiana	2/21/17

**Gerry Jones (1965, 1967)**

32	at Minnesota	2/20/67
----	--------------	---------

**Bruce King (1975-77)**

32	Illinois	1/3/76
36	at Michigan	1/31/76
42	vs. Pittsburgh	12/30/76
31	Ohio State	1/27/77
36	Michigan State	2/7/77

**Chris Kingsbury (1994-96)**

30	at Hawai'i	12/29/94
32	Northwestern	2/9/95
30	vs. Connecticut	11/24/95

**Kevin Kunnert (1971-73)**

31	Ohio State	2/12/73
32	at Northwestern	2/19/73
34	at Indiana	2/19/72

**Candy LaPrince (1973-74)**

32	at Michigan State	1/21/74
----	-------------------	---------

**Ronnie Lester (1977-80)**

31	at Ohio State	1/7/78
30	at Purdue	2/23/79
31	at Ohio State	2/24/79

**Bill Logan (1954-56)**

32	Michigan	1/11/54
36	vs. Temple	3/22/56

**Roy Marble (1986-89)**

32	Michigan	2/9/89
30	at Michigan	3/4/89
37	at Illinois	3/8/89

**Roy Devyn Marble (2011-14)**

31	at Oregon	3/18/12
30	vs. Northern Iowa	12/15/12
30	vs. Xavier	11/28/13

**James Moses (1989-92)**

30	Illinois	2/23/91
----	----------	---------

**Don Nelson (1960-62)**

33	at Evansville	12/1/60
34	Arizona	12/19/60
34	Michigan State	1/14/61
39	at Wisconsin	1/6/62
36	Northwestern	1/8/62
37	at Indiana	2/17/62
32	at Illinois	3/3/62
35	Wisconsin	3/10/62

**Dean Oliver (1998-2000)**

30	vs. Michigan State	3/10/00
----	--------------------	---------

**Larry Parker (1973-76)**

31	VCU	11/30/74
----	-----	----------

**George Peeples (1964-66)**

32	Purdue	2/20/65
----	--------	---------

**Chris Pervall (1965-66)**

38	Illinois	3/6/65
----	----------	--------

**Luke Recker (2001-02)**

31	at Missouri	12/15/01
----	-------------	----------

**Dave Roach (1962-64)**

32	Saint Louis	12/9/63
----	-------------	---------

**Greg Stokes (1982-85)**

33	at Wisconsin	2/23/83
35	George Mason	12/1/84

**Ray Thompson (1989-90)**

32	at Iowa State	12/7/89
----	---------------	---------

**Scott Thompson (1974-76)**

30	at Michigan State	1/5/76
30	at Michigan	1/31/76

**Jarrod Uthoff (2014-16)**

32	at Iowa State	12/10/15
----	---------------	----------

**Glenn Vidnovic (1968-70)**

31	Indiana	1/31/70
----	---------	---------

**Murray Wier (1945-48)**

34	Illinois	2/9/48
----	----------	--------

**Rick Williams (1972-73)**

40	South Carolina	1/22/72
35	at Michigan	1/25/72
32	Illinois	2/15/72
33	at Michigan State	2/26/72

**Sam Williams (1967-68)**

39	at Northwestern	1/21/67
35	Illinois	2/6/67
37	at Stanford	12/23/67
32	vs. Saint Louis	12/30/67
32	Ohio State	1/13/68
33	at Michigan State	1/23/68
34	at Minnesota	3/4/68

**Andre Woolridge (1995-97)**

31	Northern Iowa	12/10/96
32	Missouri	12/21/96
34	at Northwestern	3/8/97



**20-Plus Rebound Games**

Player	Pts	Opponent	Date
Charles Darling	30	Wisconsin	3/3/52
Frank Allen	25	California	12/28/60
Charles Darling	25	Purdue	1/6/51
Greg Brunner	23	Minnesota	1/18/06
Kevin Kunnert	23	Drake	12/27/72
Kevin Kunnert	23	Illinois	3/7/72
John Johnson	23	Northwestern	2/11/69
John Johnson	23	Cal-Poly	11/30/68
Tom Harris	23	California	12/28/60
Nolden Gentry	23	Michigan	1/4/58
Bill Logan	23	Michigan	2/26/55
Bruce King	21	Ohio State	1/27/77
Bruce King	21	Indiana	2/8/75
Clay Hargrave	20	Illinois	1/26/80
Bruce King	20	vs. Pittsburgh	12/30/76
Fred Haberecht	20	at Wisconsin	2/1/75
Kevin Kunnert	20	Indiana	3/3/73
Jim Collins	20	Minnesota-Duluth	12/30/72
Kevin Kunnert	20	Hardin-Simmons	12/1/71

**Career 20-Plus Rebounds Games**

Player	Years	No.
Kevin Kunnert	1971-73	4
Bruce King	1975-77	3
John Johnson	1969-70	2
Charles Darling	1950-52	2
Greg Brunner	2003-06	1
Clay Hargrave	1976-78	1
Fred Haberecht	1975-76	1
Jim Collins	1972-74	1
Frank Allen	1960	1
Tom Harris	1960	1
Nolden Gentry	1958-60	1
Bill Logan	1954-56	1

**Career 20-Plus Rebound Games**

<b>Frank Allen (1960)</b>		
California	12/28/60	25
<b>Greg Brunner (2003-06)</b>		
Minnesota	1/18/06	23
<b>Jim Collins (1972-74)</b>		
Minnesota-Duluth	12/30/72	20
<b>Charles Darling (1950-52)</b>		
Purdue	1/6/51	25
Wisconsin	3/3/52	30
<b>Nolden Gentry (1958-60)</b>		
Michigan	1/4/58	23
<b>Fred Haberecht (1975-76)</b>		
at Wisconsin	2/1/75	20
<b>Clay Hargrave (1976-78)</b>		
Illinois	1/26/80	20
<b>Tom Harris (1960)</b>		
California	12/28/60	23
<b>John Johnson (1969-70)</b>		
Cal-Poly	11/30/68	23
Northwestern	2/11/69	23
<b>Bruce King (1975-77)</b>		
Indiana	2/8/75	21
vs. Pittsburgh	12/30/76	20
Ohio State	1/27/77	21
<b>Kevin Kunnert (1971-73)</b>		
Hardin-Simmons	12/1/72	20
Illinois	3/7/72	23
Drake	12/2/72	23
Indiana	3/3/73	20
<b>Bill Logan</b>		
Michigan	2/26/55	23

**10-Plus Assists Games**

Player	Pts	Opponent	Date
Charles Darling	30	Wisconsin	3/3/52
Frank Allen	25	California	12/28/60
Charles Darling	25	Purdue	1/6/51
Greg Brunner	23	Minnesota	1/18/06
Kevin Kunnert	23	Drake	12/27/72
Kevin Kunnert	23	Illinois	3/7/72
John Johnson	23	Northwestern	2/11/69
John Johnson	23	Cal-Poly	11/30/68
Tom Harris	23	California	12/28/60
Nolden Gentry	23	Michigan	1/4/58
Bill Logan	23	Michigan	2/26/55
Bruce King	21	Ohio State	1/27/77
Bruce King	21	Indiana	2/8/75

**Career 10-Plus Assists Games**

Player	Years	No.
Cal Wulfsberg	1976-77	6
B.J. Armstrong	1986-89	5
Mike Gesell	2013-16	5
Andre Woolridge	1995-97	4
Jordan Bohannon	2016-present	3
Bryce Cartwright	2011-12	3
Jeff Horner	2003-06	3
Ronnie Lester	1977-80	3
Steve Carfino	1981-84	2
Mon'ter Glasper	1993-96	2
Dean Oliver	1998-2001	2
Andre Banks	1983-86	1
Kevin Boyle	1979-82	1
Tony Freeman	2006-08	1
Brian Garner	1989	1
Jake Kelly	2008-09	1
Roy Devyn Marble	2011-14	1
Kevin Smith	1991-93	1

**Career 10-Plus Assists Games****B.J. Armstrong (1986-89)**

vs. Oklahoma	3/20/87	10
Georgia	12/3/88	12
Ohio State	2/13/89	12
Minnesota	2/18/89	15
Indiana	3/11/89	10

**Andre Banks (1983-86)**

Baylor	12/2/83	10
--------	---------	----

**Jordan Bohannon (2016-present)**

Indiana	3/9/17	10
South Dakota	3/15/17	11
TCU	3/19/17	13

**Kevin Boyle (1979-82)**

Nevada	12/9/80	10
--------	---------	----

**Steve Carfino (1981-84)**

Michigan	1/23/82	11
Marquette	12/8/82	10

**Bryce Cartwright (2011-12)**

Michigan State	2/2/11	10
Dayton	3/13/12	11
at Oregon	3/18/12	10

**Tony Freeman (2006-08)**

The Citadel	11/13/06	11
-------------	----------	----

**Brian Garner (1989)**

Brown	12/2/88	11
-------	---------	----

**Jeff Horner (2003-06)**

Fairfield	12/2/05	10
Minnesota	2/18/06	10
vs. Ohio State	3/12/06	10

**Mike Gesell (2013-16)**

Coppin State	11/15/15	12
Tennessee Tech	12/22/15	10
Nebraska	1/5/16	10
Minnesota	2/14/16	12
at Michigan	3/5/16	11

**Mon'ter Glasper (1993-96)**

Iowa State	12/11/93	10
at Indiana	2/12/94	10

**Jake Kelly (2008-09)**

Penn State	3/7/09	11
------------	--------	----

**Ronnie Lester (1977-80)**

vs. Tennessee	12/20/77	11
Minnesota	2/11/78	11
Northwestern	2/16/78	14

**Roy Devyn Marble (2011-14)**

Wisconsin	2/22/14	11
-----------	---------	----

**Dean Oliver (1998-2001)**

Chicago State	11/14/97	12
Purdue	2/21/01	11

**Kevin Smith (1991-93)**

Centenary	1/4/92	12
-----------	--------	----

**Andre Woolridge (1995-97)**

Illinois	2/1/95	10
Michigan	3/5/95	10
vs. DePaul	3/15/95	10
vs. Virginia	3/13/97	10

**Cal Wulfsberg (1976-77)**

Augustana (SD)	11/29/75	11
at Northwestern	1/19/76	11
Ohio State	1/24/76	16
at Michigan	1/31/76	13
Michigan State	3/1/76	11
Drake	12/21/76	12



**Career Double-Doubles**

*Since the 1969-70 season*

Kevin Kunnert	1971-73	48
Bruce King	1975-77	43
Reggie Evans	2001-02	40
Greg Brunner	2003-06	32
Acie Earl	1990-93	27
Ed Horton	1986-89	27
Ryan Bowen	1995-98	23
Greg Stokes	1982-85	23
Dan Frost	1975-76	21
Michael Payne	1982-85	18
Jess Settles	1994-96, '99	18
Chris Street	1991-93	17
Aaron White	2012-15	16
Melsahn Basabe	2011-14	15
Clay Hargrave	1976-78	14
Les Jepsen	1987-90	13
John Johnson	1969-70	12
Williams Mayfield	1976-79	11
Kevin Boyle	1979-82	10
Steve Waite	1978-81	10
Adam Woodbury	2013-16	9
Jim Collins	1972-74	8
Fred Haberecht	1975-76	8
Jeff Horner	2003-06	8
Jacob Jaacks	1999-2000	8
Steve Krafcsin	1979-81	8
Roy Marble	1986-89	8
Jarryd Cole	2008-11	7
Neil Fegebank	1972-74	7
Brad Lohaus	1983-87	7
Jared Reiner	2001-04	7
Cyrus Tate	2007-09	7
Jarrod Uthoff	2013-16	7
Aaron Fuller	2009-10	6
Gabriel Olaseni	2012-15	6
Glen Worley	2001-04	6
Gerry Wright	1985-87	6
B.J. Armstrong	1986-89	5
Russ Millard	1993-96	5
Peter Jok	2014-17	4
Al Lorenzen	1985-88	4
Darryl Moore	1997-98	4
Glenn Vidnovic	1968-70	4
James Winters	1991-94	4
Nicholas Baer	2016-pre.	3
Jordan Bohannon	2017-pre.	3
Jim Bartels	1991, '93-95	3
Mark Gannon	1980-83	3
Bob Hansen	1980-83	3
Duez Henderson	1999-2002	3
Bill Jones	1985-88	3
Ronnie Lester	1977-80	3
Nate Washington	1974	3
Andre Woolridge	1995-97	3
Craig Anderson	1981-84	2
Vince Brookins	1978-81	2
Fred Brown	1970-71	2

Bryce Cartwright	2011-12	2
Tyler Cook	2017-pre.	2
Adam Haluska	2005-07	2
Jake Kelly	2008-09	2
Ben McGilmer	1966, '69-70	2
James Moses	1989-92	2
Kenyon Murray	1993-96	2
Larry Olsthoorn	1977-78	2
Guy Rucker	1997-99	2
Harold Sullinger	1972	2
Jay Webb	1990-93	2
Devon Archie	2010-12	1
Val Barnes	1991-93	1
Matt Bullard	1989-90	1
Steve Carfino	1981-84	1
Brennan Cougill	2010	1
Ricky Davis	1998	1
Terry Drake	1975-78	1
Kyle Galloway	1998-2001	1
Matt Gatens	2009-12	1
Mike Gesell	2013-16	1
Joe Gould	1971	1
Ken Grabinski	1970-72	1
Rob Griffin	2000	1
Omar Hazley	1969-71	1
Kent Hill	1985-88	1
Justin Johnson	2007-08	1
J.R. Koch	1996-99	1
Wade Lookingbill	1989-93	1
Ryan Luehrsmann	1997-2000	1
Roy Devyn Marble	2011-14	1
Eric May	2010-13	1
Dean Oliver	1977-78	1
Larry Parker	1973-76	1
Cordell Pemsil	2016-pre.	1
Pierre Pierce	2002, '04	1
Luke Recker	2001-02	1
Sean Sondelleiter	2001-03	1
Ray Thompson	1989	1
Anthony Tucker	2009	1
Dom Uhl	2015-pre.	1
Reggie Vaughn	1973	1

**Single Season Double-Double Leaders**

*Since the 1969-70 season (10 or more)*

Reggie Evans	2000-01	22
Kevin Kunnert	1972-73	20
Ed Horton	1988-89	19
Kevin Kunnert	1971-72	19
Reggie Evans	2001-02	18
Bruce King	1976-77	17
Bruce King	1975-76	16
Acie Earl	1992-93	14
Dan Frost	1975-76	13
Les Jepsen	1989-90	12
John Johnson	1969-70	12
Greg Brunner	2005-06	11
Greg Brunner	2004-05	11
Ryan Bowen	1997-98	11
Greg Stokes	1984-85	11
Ryan Bowen	1996-97	10
Acie Earl	1991-92	10
Clay Hargrave	1977-78	10
Bruce King	1974-75	10

**Craig Anderson (2)**

Opponent	Date	Pts	Reb	Ast
Detroit	12/1/80	12	12	--
vs. Memphis	12/30/83	11	10	--

**Devon Archie (1)**

Opponent	Date	Pts	Reb	Ast
vs. Xavier	11/19/10	10	11	--

**B.J. Armstrong (5)**

Opponent	Date	Pts	Reb	Ast
vs. Oklahoma	3/20/87	16	--	10
Georgia	12/3/88	15	--	12
Ohio State	2/13/89	20	--	12
Minnesota	2/18/89	12	--	15
Indiana	3/11/89	18	--	10

**Nicholas Baer (3)**

Opponent	Date	Pts	Reb	Ast
vs. Northern Iowa	12/17/16	11	11	--
Penn State	3/5/17	20	10	--
TCU	3/19/17	15	10	--

**Val Barnes (1)**

Opponent	Date	Pts	Reb	Ast
Michigan	1/9/92	14	11	--

**Jim Bartels (3)**

Opponent	Date	Pts	Reb	Ast
Cal-Irvine	12/29/93	10	12	--
Morgan State	11/25/94	12	12	--
at Michigan	1/11/95	10	10	--

**Melsahn Basabe (15)**

Opponent	Date	Pts	Reb	Ast
Iowa State	12/10/10	12	14	--
Ohio State	1/4/11	22	13	--
at Minnesota	1/16/11	20	13	--
Indiana	1/23/11	20	10	--
at Indiana	2/5/11	20	13	--
Wisconsin	2/9/11	13	11	--
North Carolina A&T	11/14/11	15	10	--
Brown	12/3/11	14	10	--
Boise State	12/22/11	14	11	--
Penn State	1/31/13	10	10	--
Nebraska	3/9/13	11	13	--
vs. Northwestern	3/14/13	10	12	--
Fairleigh Dickinson	12/9/13	12	11	--
Northwestern	1/9/14	16	10	--
at Ohio State	1/12/14	11	10	--

**Jordan Bohannon (3)**

Opponent	Date	Pts	Reb	Ast
vs. Indiana	3/9/17	24	--	10
South Dakota	3/15/17	19	--	11
TCU	3/19/17	25	--	13

**Ryan Bowen (23)**

Opponent	Date	Pts	Reb	Ast
Western Carolina	12/20/94	13	11	--
at Northern Iowa	12/5/95	12	11	--
LaSalle	12/7/96	12	18	--
Northern Iowa	12/10/96	12	10	--
Missouri	12/21/96	12	10	--
Austin Peay	12/27/96	14	12	--
Cal-Northridge	12/29/96	18	14	--
at Purdue	1/7/97	12	10	--
Ohio State	1/15/97	11	13	--
at Michigan	1/19/97	20	10	--
Indiana	2/4/97	11	13	--
vs. Virginia	3/13/97	15	16	--
Chicago State	11/14/97	20	11	--
Long Island	11/29/97	20	19	--
Drake	12/2/97	13	13	--
Northern Iowa	12/9/97	17	12	--
at Indiana	12/31/97	19	14	--
Michigan State	1/21/98	10	11	--
at Missouri	1/24/98	15	11	--
Minnesota	2/12/98	10	14	--
Ohio State	2/14/98	15	13	--
at Illinois	2/22/98	16	10	--
Georgia	3/11/98	24	11	--

**Kevin Boyle (10)**

Opponent	Date	Pts	Reb	Ast
at Illinois Wesleyan	12/16/78	11	10	--
Illinois	1/25/79	11	10	--
Minnesota	1/27/79	17	19	--
at Wisconsin	2/1/79	12	10	--
Ohio State	1/10/80	14	12	--
Purdue	2/9/80	12	12	--
at Ohio State	2/23/80	19	10	--
vs. Cincinnati	12/5/80	11	10	--
Michigan State	1/10/81	14	11	--
at Ohio State	3/7/81	13	11	--

**Vince Brookins (2)**

Opponent	Date	Pts	Reb	Ast
Drake	12/29/79	20	14	--
Michigan State	1/10/81	16	14	--

**Fred Brown (2)**

Opponent	Date	Pts	Reb	Ast
Wyoming	1/2/71	29	10	--
Ohio State	1/9/71	35	10	--

**Greg Brunner (32)**

Opponent	Date	Pts	Reb	Ast
Green Bay	12/2/03	13	11	--
Eastern Washington	12/5/03	15	10	--
at Michigan State	2/4/04	10	13	--
at Indiana	2/7/04	23	14	--
Wisconsin	2/11/04	10	13	--
Minnesota	2/28/04	13	12	--
at Northwestern	3/3/04	19	11	--
at Purdue	3/6/04	14	13	--
vs. Michigan	3/12/04	10	11	--
vs. Louisville	11/22/04	13	10	--
Iowa State	12/10/04	11	13	--
Western Carolina	12/18/04	11	11	--

Saint Louis	12/31/04	10	11	--
at Ohio State	1/8/05	14	11	--
Minnesota	1/15/05	13	11	--
at Illinois	1/20/05	16	11	--
Purdue	1/22/05	14	11	--
at Purdue	2/16/05	19	10	--
at Penn State	2/26/05	14	14	--
vs. Cincinnati	3/17/05	20	10	--
vs. Kentucky	11/21/05	17	12	--
Fairfield	12/2/05	23	11	--
at Northern Iowa	12/6/05	26	10	--
at Iowa State	12/9/05	26	10	--
Arizona State	12/17/05	12	15	--
Drake	12/20/05	17	12	--
Robert Morris	12/22/05	15	10	--
Minnesota	1/18/06	17	23	--
at Michigan State	1/21/06	17	11	--
at Northwestern	2/8/06	13	11	--
Michigan State	2/14/06	15	10	--
vs. Northwestern St	3/17/06	16	10	--

**Matt Bullard (1)**

Opponent	Date	Pts	Reb	Ast
Northern Iowa	12/6/88	10	12	--

**Steve Carfino (1)**

Opponent	Date	Pts	Reb	Ast
Marquette	12/8/82	17	--	10

**Bryce Cartwright (2)**

Opponent	Date	Pts	Reb	Ast
Michigan State	2/2/11	12	--	10
at Oregon	3/18/12	12	--	10

**Jarryd Cole (7)**

Opponent	Date	Pts	Reb	Ast
Penn State	3/7/09	14	11	--
NC Central	11/28/09	24	10	--
at Indiana	1/24/10	11	10	--
Northern Iowa	12/7/10	10	15	--
Louisiana Tech	12/21/10	10	12	--
Wisconsin	2/9/11	10	12	--
Purdue	3/5/11	16	10	--

**Jim Collins (8)**

Opponent	Date	Pts	Reb	Ast
Illinois	2/15/72	12	10	--
Minnesota-Duluth	12/30/72	18	21	--
Wisconsin	2/17/73	14	15	--
Drake	12/4/73	13	10	--
at Michigan State	1/21/74	12	13	--
Purdue	2/11/74	32	15	--
at Illinois	2/23/74	10	15	--
Wisconsin	3/4/74	14	10	--

**Tyler Cook (2)**

Opponent	Date	Pts	Reb	Ast
Maryland	2/25/17	25	10	--
Penn State	3/5/17	11	10	--

**Brennan Cougill (1)**

Opponent	Date	Pts	Reb	Ast
at Iowa State	12/11/09	12	10	--





**Ricky Davis (1)**

Opponent	Date	Pts	Reb	Ast
Indiana	2/28/98	14	11	--

**Terry Drake (1)**

Opponent	Date	Pts	Reb	Ast
vs. Wake Forest	12/28/74	11	10	--

**Acie Earl (27)**

Opponent	Date	Pts	Reb	Ast
Drake	11/27/90	23	13	--
UCLA	12/22/90	30	12	--
at Michigan	2/9/91	10	10	--
UMES	11/23/91	12	13	--
Western Illinois	11/26/91	25	12	--
Drake	12/3/91	25	12	--
Army	12/6/91	14	10	--
at Northern Iowa	12/10/91	18	10	--
Centenary	1/4/92	23	10	--
Michigan	1/9/92	19	10	--
at Ohio State	1/19/92	22	10	--
at Wisconsin	3/7/92	16	11	--
vs. Duke	3/21/92	19	12	--
Mississippi State	12/5/92	19	13	--
at Amer.-Puerto Rico	12/20/92	14	11	--
at Indiana	1/6/93	11	10	--
at Ohio State	1/9/93	13	12	--
Minnesota	1/13/93	19	13	--
at Michigan State	1/28/93	27	16	--
at Minnesota	2/13/93	14	10	--
Ohio State	2/16/93	12	10	--
at Penn State	2/22/93	13	10	--
Penn State	2/24/93	10	10	--
Michigan State	2/27/93	20	10	--
at Purdue	3/6/93	19	12	--
Wisconsin	3/10/93	36	10	--
vs. NE Louisiana	3/19/93	23	15	--

**Reggie Evans (40)**

Opponent	Date	Pts	Reb	Ast
Milwaukee	11/19/00	16	12	--
at Drake	11/21/00	12	15	--
Georgia Tech	11/28/00	17	15	--
UT-Chattanooga	12/1/00	27	12	--
Tulsa	12/2/00	20	14	--
Northern Iowa	12/5/00	11	11	--
Iowa State	12/9/00	13	13	--
Missouri	12/16/00	20	18	--
Centenary	12/19/00	11	10	--
at Kansas State	12/23/00	18	18	--
vs. Tennessee	12/29/00	19	10	--
at Purdue	1/13/01	17	18	--
Michigan	1/20/01	22	10	--
at Minnesota	1/24/01	25	10	--
Minnesota	1/31/01	19	15	--
Ohio State	2/7/01	14	11	--
at Northwestern	2/10/01	18	14	--
Purdue	2/21/01	20	16	--
Penn State	3/1/01	13	16	--
vs. Northwestern	3/8/01	20	14	--
vs. Penn State	3/10/01	30	18	--
vs. Kentucky	3/17/01	18	13	--
UMES	11/13/01	30	15	--
vs. Memphis	11/20/01	19	15	--

vs. Missouri	11/21/01	21	11	--
SMU	12/1/01	17	12	--
at Northern Iowa	12/4/01	16	16	--
Iowa State	12/8/01	24	17	--
Drake	12/12/01	19	10	--
at Missouri	12/15/01	15	17	--
Mercer	12/28/01	12	12	--
Wisconsin	1/2/02	21	17	--
Northwestern	1/9/02	21	11	--
at Northwestern	1/19/02	14	17	--
Penn State	2/2/02	18	13	--
at Penn State	2/13/02	23	13	--
at Wisconsin	2/19/02	12	12	--
Michigan	2/23/02	20	11	--
vs. Purdue	3/7/02	19	18	--
vs. Indiana	3/9/02	11	10	--

**Neil Fegebank (7)**

Opponent	Date	Pts	Reb	Ast
Hardon-Simmons	12/1/71	12	15	--
Ohio State	2/8/72	11	13	--
Michigan State	2/12/72	15	16	--
at Michigan State	2/26/72	11	10	--
Illinois	3/10/73	12	14	--
Northern Illinois	12/1/73	15	10	--
at Wyoming	12/22/73	20	12	--

**Dan Frost (21)**

Opponent	Date	Pts	Reb	Ast
at Kansas	12/7/74	16	11	--
San Jose State	12/21/74	21	13	--
at Northwestern	1/2/75	13	12	--
at Ohio State	1/13/75	20	12	--
Michigan State	1/20/75	21	12	--
Michigan	1/18/75	14	11	--
Wisconsin	3/1/75	19	14	--
Northwestern	3/3/75	12	13	--
Augustana (SD)	11/29/75	27	15	--
Nebraska	12/2/75	25	12	--
at Bradley	12/8/75	29	13	--
Drake	12/23/75	17	10	--
vs. Holy Cross	12/27/75	27	12	--
vs. Arizona	12/29/75	22	10	--
at Wisconsin	1/17/76	18	10	--
at Northwestern	1/19/76	25	12	--
Ohio State	1/24/76	19	12	--
at Purdue	2/2/76	17	10	--
at Drake	2/10/76	14	19	--
Northwestern	2/16/76	25	12	--
Michigan State	3/1/76	25	10	--

**Aaron Fuller (6)**

Opponent	Date	Pts	Reb	Ast
Tennessee State	1/12/10	24	10	--
Penn State	1/16/10	20	10	--
At Ohio State	2/7/10	11	10	--
Northwestern	2/10/10	13	11	--
Michigan	2/16/10	30	13	--
vs. Michigan	3/11/10	10	13	--

**Kyle Galloway (1)**

Opponent	Date	Pts	Reb	Ast
Drake	12/28/99	16	10	--

**Mark Gannon (3)**

Opponent	Date	Pts	Reb	Ast
Drake	12/29/79	15	11	--
UW-Eau Claire	1/3/81	10	10	--
USC	12/11/82	10	14	--

**Matt Gatens (1)**

Opponent	Date	Pts	Reb	Ast
Western Illinois	12/27/08	11	10	--

**Mike Gesell (1)**

Opponent	Date	Pts	Reb	Ast
Nebraska	1/5/16	22	10	--

**Joe Gould (1)**

Opponent	Date	Pts	Reb	Ast
Hardin-Simmons	12/21/70	16	10	--

**Ken Grabinski (1)**

Opponent	Date	Pts	Reb	Ast
Ashland (OH)	12/8/70	10	10	--

**Rob Griffin (1)**

Opponent	Date	Pts	Reb	Ast
at Indiana	1/18/00	18	15	--

**Fred Haberecht (8)**

Opponent	Date	Pts	Reb	Ast
San Jose State	12/21/74	11	10	--
Illinois	1/4/75	15	10	--
Michigan State	1/20/75	12	11	--
at Wisconsin	2/1/75	29	20	--
Wisconsin	3/1/75	11	10	--
Northwestern	3/3/75	10	11	--
Wisconsin	2/14/76	11	10	--
at Ohio State	2/21/76	12	11	--

**Adam Haluska (2)**

Opponent	Date	Pts	Reb	Ast
Indiana	1/24/06	20	10	--
at Michigan	1/31/07	17	10	--

**Bob Hansen (3)**

Opponent	Date	Pts	Reb	Ast
Northern Illinois	11/28/81	10	10	--
at BYU	11/27/82	20	10	--
Navy	12/3/82	22	10	--

**Clay Hargrave (14)**

Opponent	Date	Pts	Reb	Ast
at Illinois	1/15/77	10	10	--
at Ohio State	2/14/77	11	12	--
Indiana	2/28/77	15	10	--
at Wisconsin	3/5/77	15	15	--
at UNLV	12/21/77	16	10	--
at Ohio State	1/7/78	17	11	--
at Northwestern	1/14/78	14	14	--
Illinois	1/26/78	12	20	--
Wisconsin	1/30/78	10	13	--
at Wisconsin	2/4/78	10	12	--
Michigan State	2/9/78	14	13	--
Minnesota	2/11/78	11	11	--
Northwestern	2/16/78	14	13	--
Indiana	3/4/78	10	12	--

**Omar Hazley (1)**

Opponent	Date	Pts	Reb	Ast
at Cincinnati	12/18/69	10	10	--

**Duez Henderson (3)**

Opponent	Date	Pts	Reb	Ast
Texas Southern	12/3/99	10	12	--
at Michigan	3/1/00	18	10	--
at Purdue	1/13/01	14	10	--

**Kent Hill (1)**

Opponent	Date	Pts	Reb	Ast
Northwestern	1/16/88	17	15	--

**Jeff Horner (8)**

Opponent	Date	Pts	Reb	Ast
Illinois	1/15/03	16	11	--
Purdue	1/7/04	10	10	--
at Indiana	2/7/04	17	10	--
UNC Greensboro	12/4/04	14	--	11
Western Carolina	12/18/04	20	--	10
Fairfield	12/2/06	12	--	10
Minnesota	1/18/06	10	--	10
vs. Ohio State	3/12/06	16	--	10

**Ed Horton (27)**

Opponent	Date	Pts	Reb	Ast
Abilene Christian	11/20/85	10	12	--
vs. Alaska-Anchorage	11/28/86	12	10	--
Iowa State	12/20/86	17	11	--
Indiana	1/22/87	14	11	--
at Iowa State	12/19/87	19	12	--
vs. Illinois State	12/29/87	13	10	--
at Michigan	2/6/88	22	12	--
Michigan	2/27/88	16	11	--
Jackson State	12/12/88	22	16	--
vs. Eastern Illinois	12/23/88	16	14	--
vs. Saint Louis	12/24/88	13	12	--
vs. UC-Riverside	12/25/88	20	16	--
SW Texas State	12/30/88	22	10	--
at North Carolina	1/7/89	21	19	--
at Ohio State	1/19/89	11	11	--
at Purdue	1/21/89	26	10	--
Wisconsin	1/26/89	22	13	--
at Indiana	1/30/89	26	14	--
Illinois	2/5/89	26	17	--
Michigan	2/9/89	19	14	--
Ohio State	2/13/89	18	14	--
Minnesota	2/18/89	18	11	--
Purdue	2/26/89	12	10	--
at Michigan	3/4/89	20	13	--
at Illinois	3/8/89	21	11	--
Indiana	3/11/89	18	10	--
vs. N.C. State	3/19/89	32	12	--

**Jacob Jaacks (8)**

Opponent	Date	Pts	Reb	Ast
Ohio State	2/13/99	14	15	--
Eastern Illinois	11/21/99	29	12	--
Ohio	12/4/99	16	11	--
Northwestern	1/5/00	12	13	--
Michigan	1/22/00	10	10	--
Kansas	2/3/00	16	10	--
at Illinois	2/12/00	12	13	--
Minnesota	2/27/00	12	13	--

**Les Jepsen (13)**

Opponent	Date	Pts	Reb	Ast
at North Carolina	1/7/89	10	10	--
Texas Southern	11/24/89	15	16	--
Ohio	12/1/89	24	17	--
UCSB	12/2/89	16	12	--
North Carolina	12/9/89	13	10	--
at UNLV	12/23/89	20	13	--
at Northern Iowa	1/3/90	12	14	--
at Wisconsin	1/11/90	19	11	--
Indiana	1/18/90	21	10	--
Michigan	1/20/90	19	16	--
Illinois	1/29/90	18	17	--
Wisconsin	2/10/90	24	14	--
at Northwestern	2/22/90	19	17	--

**John Johnson (12)**

Opponent	Date	Pts	Reb	Ast
St. Francis (PA)	12/9/69	29	13	--
Duquesne	12/11/69	18	13	--
at Cincinnati	12/18/69	33	13	--
Drake	12/22/69	21	13	--
at Michigan	1/6/70	34	10	--
at Wisconsin	1/10/70	31	12	--
at Illinois	2/17/70	17	19	--
at Ohio State	2/21/70	38	13	--
Northwestern	2/24/70	49	15	--
at Purdue	2/28/70	26	12	--
Ohio State	3/3/70	37	11	--
at Northwestern	3/7/70	32	15	--

**Justin Johnson (1)**

Opponent	Date	Pts	Reb	Ast
Louisiana-Monroe	11/30/07	26	10	--

**Peter Jok (4)**

Opponent	Date	Pts	Reb	Ast
Seton Hall	11/17/16	30	11	--
Omaha	12/3/16	33	10	--
Rutgers	1/8/17	18	11	--
Illinois	2/18/17	16	10	--

**Bill Jones (3)**

Opponent	Date	Pts	Reb	Ast
at Wisconsin	1/25/88	17	10	--
Michigan State	2/6/88	15	11	--
Wisconsin	3/10/88	16	12	--

**Jake Kelly (2)**

Opponent	Date	Pts	Reb	Ast
Ohio State	3/3/09	19	11	--
Penn State	3/7/09	22	--	11

**Bruce King (43)**

Opponent	Date	Pts	Reb	Ast
at Iowa State	12/12/74	16	14	--
San Jose State	12/21/74	19	16	--
vs. Boston College	12/30/74	21	12	--
Illinois	1/4/75	18	15	--
Purdue	1/6/75	12	17	--
Michigan State	1/20/75	12	11	--
Indiana	2/8/75	14	21	--
Ohio State	2/10/75	17	11	--
at Michigan State	2/17/75	15	10	--
Northwestern	3/3/75	10	12	--
at Bradley	12/8/75	15	11	--
at Iowa State	12/12/75	11	14	--
Drake	12/23/75	19	17	--
vs. Holy Cross	12/27/75	22	11	--
vs. USC	12/30/75	28	12	--
Illinois	1/3/76	32	12	--
at Minnesota	1/10/76	20	10	--
at Wisconsin	1/17/76	16	11	--
at Michigan	1/31/76	36	11	--
at Purdue	2/2/76	12	10	--
Minnesota	2/7/76	16	15	--
Northwestern	2/16/76	16	11	--
at Ohio State	2/21/76	18	14	--
Michigan State	3/1/76	29	15	--
Purdue	3/3/76	27	13	--
at Illinois	3/6/76	14	11	--
Kent State	11/29/76	18	17	--
Bradley	12/6/76	19	13	--
California	12/10/76	22	11	--
Iowa State	12/18/76	23	18	--
at New Mexico	12/29/76	17	12	--
vs. Pittsburgh	12/30/76	42	20	--
at Purdue	1/13/77	21	11	--
Northwestern	1/22/77	24	13	--
Ohio State	1/27/77	31	21	--
Wisconsin	2/5/77	18	18	--
Michigan State	2/7/77	36	13	--
Minnesota	2/12/77	18	16	--
at Ohio State	2/14/77	13	19	--
at Michigan State	2/19/77	16	13	--
Purdue	2/26/77	13	14	--
Indiana	2/28/77	28	15	--
at Northwestern	3/3/77	28	18	--

**J.R. Koch (1)**

Opponent	Date	Pts	Reb	Ast
vs. Chaminade	11/27/96	22	11	--

**Steve Krafcsin (8)**

Opponent	Date	Pts	Reb	Ast
at Northwestern	1/4/79	16	10	--
Ohio State	1/10/80	10	12	--
at Indiana	1/17/80	16	10	--
at Michigan State	1/19/80	15	10	--
Northwestern	1/24/80	20	10	--
at Purdue	1/31/80	17	10	--
at Drake	12/13/80	25	18	--
at Michigan	1/17/81	13	10	--



**Kevin Kunnert (48)**

Opponent	Date	Pts	Reb	Ast
at Nebraska	2/5/70	15	16	--
Iowa State	12/23/70	13	21	--
at Wisconsin	2/6/71	11	11	--
Indiana	2/13/71	16	10	--
at Ohio State	2/23/71	28	11	--
Wisconsin	2/27/71	16	14	--
at Indiana	3/6/71	21	14	--
Michigan	3/9/71	14	22	--
at Purdue	3/13/71	19	16	--
Hardin-Simmons	12/1/71	17	20	--
at UTEP	12/7/71	16	12	--
at Duquesne	12/9/71	25	17	--
Nevada	12/13/71	24	15	--
at Iowa State	12/18/71	11	12	--
Drake	12/30/71	24	11	--
Kansas	1/3/72	26	12	--
at Wisconsin	1/8/72	17	10	--
at South Carolina	1/22/72	20	14	--
at Michigan	1/25/72	11	14	--
Minnesota	1/29/72	21	16	--
at Ohio State	2/1/72	23	15	--
Ohio State	2/8/72	16	18	--
Michigan State	2/12/72	19	20	--
at Indiana	2/19/72	34	18	--
at Michigan State	2/26/72	27	14	--
Purdue	3/4/72	19	22	--
at Illinois	3/7/72	24	23	--
Michigan	3/11/72	12	17	--
Chicago State	12/1/72	16	16	--
at Kansas	12/9/72	23	14	--
at Kentucky	12/4/72	17	12	--
Marquette	12/23/72	14	15	--
at Drake	12/27/72	19	23	--
Iowa State	1/2/73	21	14	--
Minnesota	1/6/73	26	15	--
at Michigan	1/8/73	23	11	--
at Illinois	1/13/73	23	14	--
Michigan State	1/15/73	22	17	--
at Ohio State	1/20/73	22	14	--
UNC-Charlotte	1/27/73	20	15	--
Michigan	1/29/73	24	17	--
at Michigan State	2/3/73	16	10	--
at Bradley	2/10/73	15	14	--
Ohio State	2/12/73	31	16	--
at Northwestern	2/19/73	32	16	--
Indiana	3/3/73	12	20	--
at Minnesota	3/5/73	23	18	--
Illinois	3/10/73	19	17	--

**Ronnie Lester (3)**

Opponent	Date	Pts	Reb	Ast
vs. Tennessee	12/20/77	21	--	11
Minnesota	2/11/78	12	--	11
Northwestern	2/16/78	23	--	14

**Brad Lohaus (7)**

Opponent	Date	Pts	Reb	Ast
Illinois Wesleyan	11/26/83	16	12	--
at Alaska-Anchorage	11/28/86	15	12	--
at UC-Irvine	12/29/87	20	10	--
at Illinois	1/14/87	23	12	--
Ohio State	1/24/87	13	16	--
Michigan State	2/26/87	13	12	--
at Northwestern	3/5/87	12	10	--

**Wade Lookingbill (1)**

Opponent	Date	Pts	Reb	Ast
at Northwestern	2/20/93	14	11	--

**Al Lorenzen (4)**

Opponent	Date	Pts	Reb	Ast
vs. Tampa	12/27/85	17	11	--
Minnesota	1/11/86	14	12	--
vs. Villanova	11/29/87	11	10	--
Drake	12/1/87	13	10	--

**Ryan Luehrsmann (1)**

Opponent	Date	Pts	Reb	Ast
Michigan	1/22/00	14	10	--

**Roy Marble (8)**

Opponent	Date	Pts	Reb	Ast
at Drake	12/3/85	15	10	--
Minnesota	1/11/86	16	11	--
Michigan State	1/16/86	18	11	--
at UC-Irvine	12/29/86	28	10	--
Dartmouth	1/23/88	14	10	--
Michigan State	2/6/88	15	11	--
Northern Iowa	12/6/88	22	10	--
Michigan	2/9/89	32	10	--

**Roy Devyn Marble (1)**

Opponent	Date	Pts	Reb	Ast
Wisconsin	2/22/14	21	--	11

**Eric May (1)**

Opponent	Date	Pts	Reb	Ast
Prairie View A&M	12/5/09	14	11	--

**William Mayfield (11)**

Opponent	Date	Pts	Reb	Ast
Bradley	12/6/76	14	10	--
at Kent State	11/28/77	13	11	--
Denver	12/17/77	16	11	--
at UNLV	12/21/77	20	12	--
at Colorado State	12/2/78	18	11	--
at Drake	12/9/78	21	19	--
at Illinois Wesleyan	12/16/78	11	12	--
vs. Stanford	12/30/78	22	11	--
at Michigan	1/6/79	16	11	--
Wisconsin	2/10/79	17	10	--
Northwestern	3/3/79	11	14	--

**Ben McGilmer (2)**

Opponent	Date	Pts	Reb	Ast
Tennessee Tech	1/24/70	14	11	--
vs. St. John's	12/26/69	10	11	--

**James Moses (2)**

Opponent	Date	Pts	Reb	Ast
Colgate	11/30/90	11	11	--
vs. Texas	3/19/92	22	16	--

**Russ Millard (5)**

Opponent	Date	Pts	Reb	Ast
Cal-Irvine	12/29/93	12	11	--
Drake	11/28/95	22	10	--
Texas Southern	12/16/95	20	10	--
Minnesota	1/6/96	20	10	--
at Michigan	2/13/96	18	15	--

**Darryl Moore (4)**

Opponent	Date	Pts	Reb	Ast
at Drake	12/3/96	12	13	--
Northern Iowa	12/9/97	12	10	--
Iowa State	12/13/97	10	14	--
at Minnesota	1/18/98	12	10	--

**Kenyon Murray (2)**

Opponent	Date	Pts	Reb	Ast
at Northwestern	1/26/94	12	10	--
Long Island	12/17/94	15	11	--

**Gabriel Olaseni (6)**

Opponent	Date	Pts	Reb	Ast
vs. Xavier	11/28/13	10	11	--
Fairleigh Dickinson	12/9/13	14	10	--
at Northwestern	1/25/14	14	10	--
at Illinois	2/1/14	15	12	--
North Dakota State	11/17/14	14	11	--
Alcorn State	12/9/14	12	10	--

**Dean Oliver (1)**

Opponent	Date	Pts	Reb	Ast
Chicago State	11/14/97	10	--	12

**Larry Olsthoorn (2)**

Opponent	Date	Pts	Reb	Ast
Michigan	1/17/77	20	14	--
at California	12/10/77	11	10	--

**Larry Parker (1)**

Opponent	Date	Pts	Reb	Ast
at Kansas	12/7/74	11	13	--

**Michael Payne (18)**

Opponent	Date	Pts	Reb	Ast
Northern Illinois	11/28/81	13	10	--
vs. Clemson	12/19/81	10	11	--
Drake	12/30/81	18	11	--
at Northwestern	1/21/82	12	10	--
at Michigan	2/20/82	15	12	--
Minnesota	2/27/82	12	12	--
at Drake	11/29/82	14	10	--
Marquette	12/8/82	12	16	--
Ohio State	1/27/83	15	12	--
at Michigan	3/10/83	11	10	--
at Oregon State	12/10/83	11	11	--
Colorado	12/19/84	15	10	--
at Iowa State	1/14/84	18	10	--
George Mason	12/1/84	16	15	--
Purdue	1/3/85	16	12	--



# IOWA BASKETBALL

2018 MEDIA GUIDE

at Minnesota	1/12/85	10	16	--
at Michigan	1/19/85	12	11	--
Ohio State	2/28/85	18	12	--

### Cordell Pemsli (1)

Opponent	Date	Pts	Reb	Ast
Indiana	3/9/17	14	11	--

### Pierre Pierce (1)

Opponent	Date	Pts	Reb	Ast
Minnesota	2/28/04	12	10	--

### Luke Recker (1)

Opponent	Date	Pts	Reb	Ast
Boston University	11/14/01	18	10	--

### Jared Reiner (7)

Opponent	Date	Pts	Reb	Ast
Florida Atlantic	11/24/02	15	14	--
Tennessee State	11/30/02	10	14	--
at Ohio State	2/25/03	16	10	--
at Indiana	3/1/03	25	17	--
Northwestern	3/8/03	20	12	--
Valparaiso	3/17/03	11	10	--
UNC Asheville	11/23/03	14	11	--

### Guy Rucker (2)

Opponent	Date	Pts	Reb	Ast
North Texas	11/16/97	10	11	--
vs. Puerto Rico	12/21/97	10	10	--

### Jess Settles (18)

Opponent	Date	Pts	Reb	Ast
Drake	11/30/93	13	11	--
Dartmouth	12/20/93	15	10	--
Cal-Irvine	12/29/93	21	11	--
at Minnesota	3/5/94	21	11	--
at Wisconsin	3/9/94	29	14	--
Ohio State	3/12/94	17	10	--
Ohio	12/3/94	26	12	--
at Purdue	3/1/95	13	11	--
Ohio	3/21/95	11	10	--
Colgate	12/2/95	10	12	--
at Northern Iowa	12/5/95	20	15	--
Morehead State	12/23/95	11	17	--
at Colorado	12/28/95	20	10	--
Indiana	2/11/96	10	11	--
at Illinois	2/24/96	17	12	--
vs. George Washington	3/15/96	21	15	--
vs. Arizona	3/17/96	13	12	--
Illinois	1/7/99	11	11	--

### Sean Sondelleiter (1)

Opponent	Date	Pts	Reb	Ast
at Penn State	2/5/03	18	11	--

### Greg Stokes (23)

Opponent	Date	Pts	Reb	Ast
Navy	12/3/82	16	11	--
Hawai'i	12/4/82	22	10	--
Michigan State	1/5/83	12	11	--
Indiana	1/29/83	23	12	--
Purdue	2/10/83	18	10	--
at Ohio State	2/19/83	28	11	--
vs. Villanova	3/25/83	22	11	--
Baylor	12/2/83	23	12	--
Oregon State	12/3/83	16	11	--
at Louisville	12/7/83	16	14	--
Purdue	2/4/84	11	11	--
Michigan	3/7/84	14	13	--
Ark.-Little Rock	11/21/84	18	10	--
Boston University	12/7/84	20	10	--
Texas Tech	12/8/84	22	11	--
Georgia State	12/12/84	22	13	--
Illinois Wesleyan	12/15/84	20	12	--
vs. Maryland	12/25/84	29	10	--
Illinois	1/5/85	24	11	--
at Michigan State	1/17/85	27	11	--
at Indiana	1/31/85	21	10	--
at Ohio State	2/2/85	20	12	--
Ohio State	2/28/85	29	11	--

### Chris Street (17)

Opponent	Date	Pts	Reb	Ast
Chicago State	12/18/90	11	12	--
Western Illinois	11/26/91	13	12	--
Louisiana Tech	12/7/91	14	14	--
at Northern Iowa	12/10/91	16	10	--
at South Florida	12/28/91	11	13	--
Michigan	1/9/92	15	11	--
Illinois	1/15/92	10	11	--
at Northwestern	1/22/92	13	10	--
at Indiana	2/9/92	12	16	--
at Illinois	2/23/92	12	14	--
Mississippi Valley St.	12/1/92	17	12	--
Iowa State	12/12/92	12	10	--
vs. Eastern Michigan	12/21/92	21	16	--
vs. Southern Illinois	12/22/92	20	10	--
Texas Southern	12/28/92	13	16	--
C. Connecticut St.	1/2/93	12	13	--
Minnesota	1/13/93	14	11	--

### Harold Sullinger (2)

Opponent	Date	Pts	Reb	Ast
at Duquesne	12/9/71	16	14	--
Northwestern	1/11/72	14	15	--

### Cyrus Tate (7)

Opponent	Date	Pts	Reb	Ast
Purdue	2/21/07	11	10	--
at Michigan	1/19/08	21	11	--
Northwestern	2/19/08	18	11	--
vs. Michigan	3/13/08	16	11	--
Oakland	11/23/08	11	13	--
Indiana	1/3/09	22	11	--
Penn State	3/7/09	15	10	--

### Ray Thompson (1)

Opponent	Date	Pts	Reb	Ast
Texas Southern	11/24/89	26	10	--

### Anthony Tucker (1)

Opponent	Date	Pts	Reb	Ast
SE Missouri State	11/25/08	14	10	--

### Dom Uhl (1)

Opponent	Date	Pts	Reb	Ast
UMKC	12/5/15	14	10	--

### Jarrod Uthoff (7)

Opponent	Date	Pts	Reb	Ast
UMES	11/14/13	11	11	--
Fairleigh Dickinson	12/9/13	10	10	--
North Florida	12/22/14	10	12	--
Michigan State	1/8/15	12	10	--
at Michigan State	1/14/16	15	10	--
at Illinois	2/7/16	18	12	--
Minnesota	2/14/16	25	15	--

### Reggie Vaughn (1)

Opponent	Date	Pts	Reb	Ast
Minnesota-Duluth	12/30/72	10	11	--

### Glenn Vidnovic (4)

Opponent	Date	Pts	Reb	Ast
vs. Notre Dame	3/14/69	24	11	--
at Ohio State	2/21/70	20	10	--
Ohio State	3/3/70	22	14	--
at Northwestern	3/7/70	25	10	--

### Steve Waite (10)

Opponent	Date	Pts	Reb	Ast
Drake	12/30/77	13	11	--
at Ohio State	1/7/78	13	11	--
at Michigan	2/25/78	17	16	--
Ohio State	3/2/78	16	14	--
Kent State	11/25/78	13	10	--
Wichita State	11/28/78	15	11	--
at Detroit	12/8/79	10	15	--
Minnesota	1/26/80	14	10	--
vs. VCU	3/6/80	17	10	--
Iowa State	12/20/80	12	14	--

### Nate Washington (3)

Opponent	Date	Pts	Reb	Ast
Kentucky	12/14/73	10	13	--
UW-Green Bay	12/29/73	12	10	--
Minnesota	2/5/74	13	13	--

### Jay Webb (2)

Opponent	Date	Pts	Reb	Ast
Amer.-Puerto Rico	12/20/92	12	12	--
vs. Eastern Michigan	12/21/92	18	10	--



**Aaron White (16)**

Opponent	Date	Pts	Reb	Ast
Chicago State	11/11/11	19	10	--
at Northwestern	2/9/12	19	10	--
at Penn State	2/16/12	16	10	--
Dayton	3/13/12	25	11	--
Gardner-Webb	11/17/12	13	10	--
at Virginia Tech	11/27/12	21	10	--
at Nebraska	2/23/13	15	13	--
Indiana State	3/20/13	11	13	--
Omaha	11/10/13	20	15	--
at Iowa State	12/13/13	25	17	--
Northwestern	1/9/14	18	10	--
Purdue	3/2/14	15	10	--
vs. Syracuse	11/21/14	15	12	--
at Nebraska	2/22/15	18	11	--
at Penn State	2/28/15	21	14	--
vs. Penn State	3/12/15	21	13	--

**James Winters (4)**

Opponent	Date	Pts	Reb	Ast
Drake	11/30/93	16	11	--
Lehigh	12/3/93	24	11	--
Duke	12/22/93	22	10	--
Indiana	1/11/94	14	10	--

**Adam Woodbury (9)**

Opponent	Date	Pts	Reb	Ast
North Dakota St.	11/17/14	10	11	--
Ohio State	1/7/15	13	10	--
vs. Notre Dame	11/27/15	14	10	--
Florida State	12/2/15	11	10	--
at Rutgers	1/21/16	12	11	--
Purdue	1/24/16	13	10	--
at Maryland	1/28/16	11	10	--
at Illinois	2/7/16	10	14	--
at Indiana	2/11/16	13	15	--

**Andre Woolridge (3)**

Opponent	Date	Pts	Reb	Ast
Illinois	2/1/95	18	--	10
vs. DePaul	3/15/95	17	--	10
vs. Virginia	3/13/97	17	--	10

**Glen Worley (6)**

Opponent	Date	Pts	Reb	Ast
Kansas State	12/22/01	11	12	--
Michigan	2/23/02	14	10	--
Penn State	2/15/03	15	10	--
Indiana	2/19/03	11	13	--
Wisconsin	2/22/03	14	14	--
at Ohio State	2/18/04	12	10	--

**Gerry Wright (6)**

Opponent	Date	Pts	Reb	Ast
Ark.-Little Rock	11/24/84	23	11	--
Wisconsin	1/26/85	19	10	--
vs. Ark.-Little Rock	11/25/85	16	13	--
Michigan	2/14/85	14	11	--
Northwestern	2/22/86	11	11	--
at Ohio State	2/26/86	17	14	--



*Kevin Kunnert is Iowa's all-time leader in double-doubles with 48 (1971-73).*



*In 2016-17, freshman Jordan Bohannon became the first Hawkeye to post back-to-back-to-back double-doubles in points and assists in school history.*

**Career 1,000 Points and 500 Rebounds**

Player	Points	Rebounds
1. Roy Marble (1986-89)	2,116	668
2. Aaron White (2012-15)	1,859	901
3. Acie Earl (1990-93)	1,779	811
4. Greg Stokes (1982-85)	1,768	807
5. Jess Settles (1994-97, '99)	1,611	747
6. Don Nelson (1960-62)	1,522	784
7. Greg Brunner (2003-06)	1,516	990
8. Jeff Horner (2003-06)	1,502	563
9. Ed Horton (1986-89)	1,372	876
10. Bruce King (1975-77)	1,361	852
11. Jarrod Uthoff (2014-16)	1,298	579
12. Kenyon Murray (1993-96)	1,230	566
13. Kevin Boyle (1979-82)	1,189	674
14. Dave Gunther (1957-59)	1,188	690
15. Bill Logan (1954-56)	1,188	553
16. John Johnson (1969-70)	1,172	509
17. Kevin Kunenrt (1971-73)	1,145	914
18. Melsahn Basabe (2011-14)	1,119	752
19. Michael Payne (1982-85)	1,118	857
20. Ryan Bowen (1995-98)	1,090	804
21. Glen Worley (2001-04)	1,060	552
22. Reggie Evans (2001-02)	1,054	794
23. Carl Cain (1954-56)	1,054	501
24. Gerry Jones (1965-67)	1,039	665
25. George Peeples (1964-66)	1,025	654

**1,000 Points and 100 Steals**

Player	Points	Steals
1. Roy Marble (1986-89)	2,116	179
2. Aaron White (2012-15)	1,859	149
3. Acie Earl (1990-93)	1,779	111
4. Greg Stokes (1982-83)	1,768	110
5. B.J. Armstrong (1986-89)	1,705	171
6. Roy Devyn Marble (2011-14)	1,694	176
7. Matt Gatens (2009-12)	1,635	141
8. Jess Settles (1994-97, '99)	1,611	154
9. Adam Haluska (2005-07)	1,578	113
10. Dean Oliver (1998-2001)	1,561	205
11. Andre Woolridge (1995-97)	1,525	123
12. Jeff Horner (2003-06)	1,502	166
13. James Moses (1989-92)	1,343	139
14. Kenyon Murray (1993-96)	1,230	200
15. Val Barnes (1991-93)	1,181	119
16. Bob Hansen (1980-83)	1,145	100
17. Michael Payne (1982-85)	1,118	115
18. Ryan Bowen (1995-98)	1,090	208
19. Mike Gesell (2013-16)	1,072	160
20. Steve Carfino (1981-84)	1,037	178
21. Peter Jok (2014-17)	1,508	102

**1,000 Points and 400 Assists**

Player	Points	Assists
1. B.J. Armstrong (1986-89)	1,705	517
2. Ronnie Lester (1977-80)	1,675	480
3. Dean Oliver (1998-2001)	1,561	561
4. Andre Woolridge (1995-97)	1,525	575
5. Jeff Horner (2003-06)	1,502	612
6. Mike Gesell (2013-16)	1,072	557

**1,000 Points and 100 Blocked Shots**

Player	Points	Blocks
1. Acie Earl (1990-93)	1,779	365
2. Greg Stokes (1982-85)	1,768	228
3. Greg Brunner (2003-06)	1,516	104
4. Jarrod Uthoff (2014-16)	1,298	177
5. Melsahn Basabe (2011-14)	1,119	148
6. Michael Payne (1982-85)	1,118	232
7. Ryan Bowen (1995-98)	1,090	124

**Top Scoring Tandems in a Single Season**

1,279	Roy Marble (675); Ed Horton (604)	1989
1,178	John Johnson (699); Chad Calabria (479)	1970
1,138	Jarrod Uthoff (624); Peter Jok (514)	2016
1,125	Luke Recker (600); Reggie Evans (525)	2002
1,114	B.J. Armstrong (592); Roy Marble (522)	1988
1,106	Scott Thomson (567); Bruce King (539)	1976
1,098	Adam Haluska (637); Tyler Smith (461)	2007
1,051	Reggie Evans (529); Dean Oliver (522)	2001
1,042	Roy Devyn Marble (554); Aaron White (488)	2013
1,024	Greg Stokes (548); Bob Hansen (476)	1983
1,014	Chris Kingsbury (553); Andre Woolridge (461)	1995
1,011	Acie Earl (542); Val Barnes (469)	1993

**Most 500 Point Scorers in a Season**

1989	Roy Marble (675); Ed Horton (604); B.J. Armstrong (596)
2016	Jarrod Uthoff (624); Peter Jok (514)

**Most 400 Point Scorers in a Season**

1970	4	John Johnson (699); Chad Calabria (479); Glenn Vidnovic (433); Fred Brown (429)
1988	4	B.J. Armstrong (592); Roy Marble (522); Bill Jones (442); Jeff Moe (437)
1989	3	Roy Marble (675); Ed Horton (604); B.J. Armstrong (596)
1976	3	Scott Thompson (567); Bruce King (539); Dan Frost (496)
1995	3	Chris Kingsbury (553); Andre Woolridge (461); Jess Settles (405)
2005	3	Greg Brunner (485); Adam Haluska (467); Jeff Horner (463)
1967	3	Sam Williams (549); Gerry Jones (448); Tom Chapman (402)
1987	3	Roy Marble (520); B.J. Armstrong (434); Kevin Gamble (418)
2006	3	Greg Brunner (481); Adam Haluska (474); Jeff Horner (407)
1996	3	Jess Settles (484); Russ Millard (439); Andre Woolridge (419)

**Two 500 Point Seasons**

1.	Roy Marble	1986-87 (520), 1987-88 (522), 1988-89 (675)
2.	Acie Earl	1990-91 (520), 1991-92 (586), 1992-93 (542)
3.	Greg Stokes	1982-83 (548), 1984-85 (638)
4.	B.J. Armstrong	1987-88 (592), 1988-89 (596)
5.	Devyn Marble	2012-13 (554), 2013-14 (550)
6.	Ronnie Lester	1977-78 (536), 1978-79 (524)
7.	Don Nelson	1960-61 (570), 1961-62 (571)
8.	Bruce King	1975-76 (539), 1976-77 (524)
9.	Sam Williams	1966-67 (544), 1967-68 (632)
10.	Reggie Evans	2000-01 (529), 2001-02 (525)

**Three 500 Point Seasons**

1.	Roy Marble	1986-87 (520), 1987-88 (522), 1988-89 (675)
2.	Acie Earl	1990-91 (520), 1991-92 (586), 1992-93 (542)

**Three 400 Point Seasons**

1.	Roy Marble	1986-87 (520), 1987-88 (522), 1988-89 (675)
2.	Aaron White	2012-13 (488), 2013-14 (424), 2014-15 (558)
3.	Acie Earl	1990-91 (520), 1991-92 (586), 1992-93 (542)
4.	Greg Stokes	1982-83 (548), 1983-84 (417), 1984-85 (638)
5.	B.J. Armstrong	1986-87 (434), 1987-88 (592), 1988-89 (596)
6.	Devyn Marble	2011-12 (402), 2012-13 (554), 2013-14 (550)
7.	Jess Settles	1993-94 (414), 1994-95 (405), 1995-96 (484)
8.	Adam Haluska	2004-05 (467), 2005-06 (474), 2006-07 (637)
9.	Andre Woolridge	1994-95 (461), 1995-96 (419), 1996-97 (645)





**Three 200 Rebound Seasons**

1.	Aaron White	2012-13 (234), 2013-14 (220), 2014-15 (248)
2.	Don Nelson	1959-60 (241), 1960-61 (258), 1961-62 (285)
3.	Greg Brunner	2003-04 (239), 2004-05 (275), 2005-06 (314)
4.	Bruce King	1974-75 (228), 1975-76 (292), 1976-77 (332)
5.	Kevin Kunnert	1970-71 (227), 1971-72 (353), 1972-73 (334)
6.	Michael Payne	1981-82 (201), 1982-83 (233), 1984-85 (235)

**Four 100 Assist Seasons**

1.	Dean Oliver	1997-98 (131), 1998-99 (136), 1999-00 (126), 2000-01 (168)
2.	Jeff Horner	2002-03 (140), 2003-04 (123), 2004-05 (180), 2005-06 (169)

**Three 100 Assist Seasons**

1.	Dean Oliver	1997-98 (131), 1998-99 (136), 1999-00 (126), 2000-01 (168)
2.	Jeff Horner	2002-03 (140), 2003-04 (123), 2004-05 (180), 2005-06 (169)
3.	B.J. Armstrong	1986-87 (148), 1987-88 (155), 1988-89 (173)
4.	Roy Devyn Marble	2011-12 (126), 2012-13 (112), 2013-14 (118)
5.	Andre Woolridge	1994-95 (190), 1995-96 (193), 1996-97 (192)
6.	Mike Gesell	2013-14 (128), 2014-15 (135), 2015-16 (205)

**Four 40 Steal Seasons**

1.	Kenyon Murray	1992-93 (45), 1993-94 (56), 1994-95 (58), 1995-96 (41)
----	---------------	--

**Three 40 Steal Seasons**

1.	Kenyon Murray	1992-93 (45), 1993-94 (56), 1994-95 (58), 1995-96 (41)
2.	Dean Oliver	1997-98 (42), 1998-99 (51), 1999-00 (62), 2000-01 (50)
3.	B.J. Armstrong	1986-87 (50), 1987-88 (58), 1988-89 (55)
4.	Roy Devyn Marble	2011-12 (53), 2012-13 (42), 2013-14 (60)
5.	Jess Settles	1993-94 (40), 1994-95 (41), 1995-96 (48)
6.	Jeff Horner	2002-03 (40), 2004-05 (47), 2005-06 (41)
7.	Mike Gesell	2012-13 (40), 2013-14 (43), 2015-16 (44)

**Four 40 Block Seasons**

1.	Acie Earl	1989-90 (50), 1990-91 (106), 1991-92 (121), 1992-93 (62)
----	-----------	--

**Three 40 Block Seasons**

1.	Acie Earl	1981-82 (50), 1982-83 (78), 1983-84 (58), 1984-85 (62)
2.	Greg Stokes	1982-83 (78), 1983-84 (58), 1984-85 (62)
3.	Erek Hansen	2003-04 (40), 2004-05 (83), 2005-06 (89)

**500 Points and 300 Rebounds in a Season**

Player, Season	Points	Rebounds
1. Ed Horton, 1988-89	604	350
2. Bruce King, 1976-77	524	332
3. Reggie Evans, 2000-01	529	416
4. Reggie Evans, 2001-02	525	378

**500 Points and 250 Rebounds in a Season**

Player, Season	Points	Rebounds
1. Acie Earl, 1992-93	542	286
2. Greg Stokes, 1984-85	638	268
3. Don Nelson, 1960-61	570	258
4. Don Nelson, 1961-62	571	285
5. Ed Horton, 1988-89	604	350
6. Bruce King, 1975-76	539	292
7. Bruce King, 1976-77	524	332
8. Sam Williams, 1967-68	632	273
9. John Johnson, 1969-70	699	253
10. Reggie Evans, 2000-01	529	416
11. Reggie Evans, 2001-02	525	378

**500 Points and 100 Assists in a Season**

Player, Season	Points	Assists
1. B.J. Armstrong, 1987-88	592	155
2. B.J. Armstrong, 1988-89	550	118
3. Roy Devyn Marble, 2012-13	554	112
4. Roy Devyn Marble, 2012-13	550	118
5. Ronnie Lester, 1977-78	536	163
6. Ronnie Lester, 1977-78	524	147
7. Dean Oliver, 2000-01	522	168
8. Andre Woolridge, 1996-97	645	192

**400 Points and 100 Assists in a Season**

Player, Season	Points	Assists
1. B.J. Armstrong, 1986-87	434	148
2. B.J. Armstrong, 1987-88	592	155
3. B.J. Armstrong, 1988-89	550	118
4. Roy Devyn Marble, 2011-12	402	126
5. Roy Devyn Marble, 2012-13	554	112
6. Roy Devyn Marble, 2012-13	550	118
7. Ronnie Lester, 1977-78	536	163
8. Ronnie Lester, 1977-78	524	147
9. Dean Oliver, 1999-2000	408	126
10. Dean Oliver, 2000-01	522	168
11. Andre Woolridge, 1994-95	461	190
12. Andre Woolridge, 1995-96	419	193
13. Andre Woolridge, 1996-97	645	192
14. Jeff Horner, 2004-05	463	180
15. Jeff Horner, 2005-06	407	169
16. Kenny Arnold, 1979-80	444	142

**500 Points and 50 Steals in a Season**

Player, Season	Points	Steals
1. Roy Marble, 1987-88	522	59
2. B.J. Armstrong, 1987-88	592	58
3. B.J. Armstrong, 1988-89	596	55
4. Roy Devyn Marble, 2013-14	550	60
5. Dean Oliver, 2000-01	522	50
6. Reggie Evans, 2001-02	525	54

**500 Points and 50 Blocks in a Season**

Player, Season	Points	Blocks
1. Acie Earl, 1990-91	520	106
2. Acie Earl, 1991-92	586	121
3. Greg Stokes, 1982-83	548	78
4. Greg Stokes, 1984-85	638	62
5. Jarrod Uthoff, 2015-16	624	86



### Points

#### Based on total points

Year	Player	No.	Avg
1939	Ben Stephens	215	13.4
1940	Vic Siegel	189	9.0
1941	Vic Siegel	194	9.7
1942	Tom Chapman	245	12.3
1943	Ben Trickey	229	13.5
1944	Dick Ives	327	18.2
1945	Dick Ives	217	12.1
1946	Dick Ives	187	10.4
1947	Murray Wier	272	15.1
1948	Murray Wier *	399	21.0
1949	Charlie Mason	146	7.8
1950	Frank Calsbeek	333	15.1
1951	Charles Darling	358	16.3
1952	Charles Darling *	561	25.5
1953	Deacon Davis	327	14.9
1954	Bill Logan	315	14.3
1955	Bill Logan	413	15.9
1956	Bill Logan	460	17.7
1957	Dave Gunther	271	12.3
1958	Dave Gunther	435	19.8
1959	Dave Gunther	482	21.9
1960	Don Nelson	380	15.8
1961	Don Nelson	570	23.7
1962	Don Nelson	572	23.8
1963	Dave Roach	289	12.0
1964	Dave Roach	367	15.9
1965	Chris Pervall	507	21.1
1966	Chris Pervall	458	19.1
1967	Sam Williams	544	22.6
1968	Sam Williams	632	25.3
1969	John Johnson	473	19.7
1970	John Johnson *	699	27.9
1971	Fred Brown	662	27.6
1972	Rick Williams	469	19.5
1973	Kevin Kunnert	460	19.2
1974	Candy LaPrince	457	19.0
1975	Bruce King	298	11.5
1976	Scott Thompson	567	19.5
1977	Bruce King	524	21.0
1978	Ronnie Lester	536	19.9
1979	Ronnie Lester	524	18.7
1980	Kenny Arnold	444	13.5
1981	Vince Brookins	411	14.7
1982	Michael Payne	308	11.4
1983	Greg Stokes	548	17.7
1984	Greg Stokes	417	14.9
1985	Greg Stokes	638	19.9
1986	Roy Marble	399	12.5
1987	Roy Marble	520	14.9
1988	B.J. Armstrong	592	17.4
1989	Roy Marble	675	20.5
1990	Les Jepsen	417	14.9
1991	Acie Earl	520	16.3
1992	Acie Earl	586	19.5
1993	Acie Earl	542	16.9
1994	James Winters	414	18.0
	Jess Settles	414	15.3
1995	Chris Kingsbury	553	16.8
1996	Jess Settles	484	15.1
1997	Andre Woolridge *	645	20.2
1998	Ricky Davis	464	15.0
1999	Dean Oliver	357	11.9
2000	Dean Oliver	408	13.6
2001	Reggie Evans	529	15.1
2002	Luke Recker	600	17.1
2003	Chauncey Leslie	490	15.8
2004	Pierre Pierce	468	16.1
2005	Greg Brunner	485	14.7
2006	Greg Brunner	481	14.1
2007	Adam Haluska *	637	20.5
2008	Justin Johnson	378	11.8
2009	Jake Kelly	372	11.6
2010	Matt Gatens	385	12.3
2011	Matt Gatens	366	12.6
2012	Matt Gatens	518	15.2
2013	Roy Devyn Marble	554	15.0
2014	Roy Devyn Marble	560	17.0

2015	Aaron White	558	16.4
2016	Jarrod Uthoff	624	18.9
2017	Peter Jok	636	19.9

\* -- Big Ten scoring leader

### Rebounds

#### Based on total rebounds

Year	Player	No.	Avg
1951	Charles Darling	387	17.6
1952	not available		
1953	not available		
1954	not available		
1955	Bill Logan	285	11.0
1956	Bill Logan	268	10.3
1957	Dave Gunther	197	8.9
1958	Nolden Gentry	241	10.9
1959	Dave Gunther	243	12.1
1960	Don Nelson	241	10.0
1961	Don Nelson	258	10.8
1962	Don Nelson	285	11.9
1963	Dave Roach	162	6.8
1964	Dave Roach	162	7.0
1965	George Peeples	249	10.4
1966	George Peeples	260	10.8
1967	Gerry Jones	257	10.7
1968	Sam Williams	273	10.9
1969	John Johnson	256	10.7
1970	John Johnson	253	10.1
1971	Kevin Kunnert	227	9.4
1972	Kevin Kunnert	353	14.7
1973	Kevin Kunnert	334	13.9
1974	Neil Fegebank	162	6.8
1975	Bruce King	228	8.8
1976	Bruce King	292	10.1
1977	Bruce King	332	12.3
1978	Clay Hargrave	267	9.9
1979	William Mayfield	236	8.4
1980	Steve Krafcsin	211	6.4
1981	Steve Krafcsin	179	6.4
1982	Michael Payne	201	6.9
1983	Michael Payne	233	7.5
1984	Greg Stokes	193	6.9
1985	Greg Stokes	268	8.4
1986	Gerry Wright	204	6.6
1987	Brad Lohaus	268	7.7
1988	Kent Hill	222	6.5
1989	Ed Horton	350	10.6
1990	Les Jepsen	281	10.0
1991	Acie Earl	213	6.7
1992	Chris Street	247	8.2
1993	Acie Earl	286	8.9
1994	Jess Settles	203	7.5
1995	Jim Bartels	204	6.2
1996	Jess Settles	239	7.5
1997	Ryan Bowen	264	9.1
1998	Ryan Bowen	271	8.7
1999	Jess Settles	133	4.8
2000	Jacob Jaacks	220	7.3
2001	Reggie Evans *	416	11.9
2002	Reggie Evans	378	11.1
2003	Jared Reiner	231	8.3
2004	Greg Brunner	239	8.2
2005	Greg Brunner	275	8.3
2006	Greg Brunner	314	9.2
2007	Tyler Smith	153	4.9
2008	Cyrus Tate	166	5.4
2009	Cyrus Tate	131	5.7
2010	Aaron Fuller	172	6.2
2011	Melsahn Basabe	210	6.8
2012	Aaron White	180	5.7
2013	Aaron White	234	6.2
2014	Aaron White	220	6.7
2015	Aaron White	248	7.3
2016	Adam Woodbury	273	8.3
2017	Nicholas Baer	197	5.8

### Field Goal Percentage

#### Minimum of four att./game

Year	Player	FG%	FG-FGA
------	--------	-----	--------

1947	Noble Jorgensen	.322	46-143
1948	Murray Wier	.354	152-429
1949	Franklin Calsbeek	.333	40-120
1950	Franklin Calsbeek	.341	127-372
1951	Charles Darling	.372	139-376
1952	Charles Darling	.417	204-489
1953	Chuck Jarnagin	.319	68-219
1954	Carl Cain	.427	106-248
1955	McKinley Davis	.479	92-192
1956	Bill Logan	.440	175-420
1957	Jim McConnell	.393	79-201
1958	Dave Gunther	.448	169-377
1959	Dave Gunther	.426	169-393
1960	Mike Heitman	.458	104-227
1961	Don Nelson	.522	197-377
1962	Don Nelson	.554	193-348
1963	Dave Roach	.455	117-257
1964	Dave Roach	.397	145-397
1965	George Peeples	.511	156-305
1966	George Peeples	.515	171-332
1967	Tom Chapman	.526	146-274
1968	Sam Williams	.461	219-475
1969	Ben McGilmer	.529	109-206
1970	John Johnson	.569	289-508
1971	Fred Brown	.501	268-535
1972	Kevin Kunnert	.516	180-349
1973	Kevin Kunnert	.545	198-363
1974	Neil Fegebank	.495	148-299
1975	Fred Haberecht	.469	97-209
1976	Dan Frost	.538	203-337
1977	Bruce King	.473	198-419
1978	Clay Hargrave	.520	117-225
1979	William Mayfield	.493	148-300
1980	Steve Krafcsin	.536	155-289
1981	Steve Krafcsin	.549	124-226
1982	Steve Carfino	.562	100-178
1983	Greg Stokes	.543	219-403
1984	Greg Stokes	.574	163-284
1985	Greg Stokes	.547	262-479
1986	Gerry Wright	.592	138-233
1987	Roy Marble	.557	199-357
1988	Kent Hill	.607	91-150
1989	Ray Thompson	.597	148-248
1990	Les Jepsen	.623	155-249
1991	Rodell Davis	.592	109-184
1992	Chris Street	.564	114-202
1993	Acie Earl	.505	203-402
1994	Jess Settles	.574	156-272
1995	Jim Bartels	.504	128-254
1996	Russ Millard	.609	151-248
1997	Ryan Bowen	.553	120-217
1998	Ryan Bowen	.603	164-272
1999	Joey Range	.525	85-162
2000	Jacob Jaacks	.468	123-263
2001	Duez Henderson	.514	75-146
2002	Reggie Evans	.496	169-341
2003	Jared Reiner	.541	92-170
2004	Greg Brunner	.549	123-224
2005	Greg Brunner	.512	175-342
2006	Erek Hansen	.581	93-160
2007	Seth Gorney	.575	77-134
2008	Cyrus Tate	.667	86-129
2009	Jeff Peterson	.450	81-180
2010	Jarryd Cole	.566	103-182
2011	Melsahn Basabe	.572	131-229
2012	Melsahn Basabe	.524	109-208
2013	Adam Woodbury	.488	81-166
2014	Aaron White	.584	143-245
2015	Aaron White	.521	171-328
2016	Adam Woodbury	.550	94-171
2017	Cordell PemsI	.617	116-188

### 3-Pt. Field Goal Percentage

#### Minimum of one 3-pt. FGA per game

Year	Player	FG%	FG-FGA
1983	Steve Carfino	.454	30-66
1987	B.J. Armstrong	.519	28-54
1988	B.J. Armstrong	.453	62-137
1989	B.J. Armstrong	.397	46-116



1990	Troy Skinner	.267	16-60
1991	Troy Skinner	.472	42-89
1992	Troy Skinner	.360	18-50
1993	Wade Lookingbill	.377	20-53
1994	Jim Bartels	.374	49-131
1995	Jim Bartels	.413	59-143
1996	Jess Settles	.348	40-115
1997	Kent McCausland	.522	70-134
1998	J.R. Koch	.471	16-34
1999	Kent McCausland	.421	59-140
2000	Rob Griffin	.401	57-142
2001	Luke Recker	.431	47-109
2002	Ryan Hogan	.471	33-70
2003	Brody Boyd	.309	55-178
2004	Jeff Horner	.425	65-153
2005	Jeff Horner	.408	86-211
2006	Jeff Horner	.348	70-201
2007	Justin Johnson	.455	45-99
2008	Jake Kelly	.408	30-69
2009	Matt Gatens	.403	52-129
2010	Devan Bawinkel	.381	32-84
2011	Matt Gatens	.331	54-163
2012	Zach McCabe	.449	22-49
2013	Roy Devyn Marble	.327	49-150
2014	Jarrold Uthoff	.425	17-40
2015	Anthony Clemmons	.373	22-59
2016	Dom Uhl	.450	27-60
2017	Brady Ellingson	.471	32-68

**Free Throw Percentage**

Minimum of two att./game

Year	Player	FT%	FT-FTA
1939	Ben Stephens	.707	75-106
1940	Dick Evans	.758	25-33
1941	Vic Siegel	.750	60-80
1942	Tom Chapman	.726	69-95
1943	Tom Chapman	.766	46-60
1944	Dick Ives	.602	41-68
1945	Clayton Wilkinson	.632	43-68
1946	Murray Wier	.629	39-62
1947	Murray Wier	.667	62-93
1948	Leonard Metcalfe	.750	27-36
1949	Al Weiss	.637	37-58
1950	Bob Vollers	.633	33-57
1951	Charles Darling	.667	80-120
1952	Charles Darling	.702	153-218
1953	Herb Thompson	.666	78-117
1954	Bill Logan	.659	83-126
1955	Bill Seaberg	.788	82-104
1956	Bill Seaberg	.780	110-141
1957	Dave Gunther	.685	87-127
1958	Dave Gunther	.688	97-141
1959	Dave Gunther	.737	112-152
1960	Mike Heitman	.837	41-49
1961	Don Nelson	.656	176-268
1962	Don Nelson	.704	186-264
1963	Jimmy Rodgers	.800	92-115
1964	Jimmy Rodgers	.829	87-105
1965	Jimmy Rodgers	.845	93-110
1966	Chris Pervall	.751	130-173
1967	Tom Chapman	.870	114-131
1968	Sam Williams	.732	194-265
1969	Glenn Vidnovic	.862	163-189
1970	Glenn Vidnovic	.875	133-152
1971	Fred Brown	.829	126-152
1972	Rick Williams	.863	113-131
1973	Rick Williams	.851	63-74
1974	John Hairston	.702	40-57
1975	Larry Moore	.794	50-63
1976	Cal Wulfsberg	.818	63-77
1977	Dick Peth	.819	86-105
1978	Ronnie Lester	.746	132-177
1979	Ronnie Lester	.845	136-161
1980	Ronnie Lester	.800	80-100
1981	Vince Brookins	.798	75-94
1982	Kenny Arnold	.784	91-116
1983	Bob Hansen	.760	98-129
1984	Steve Carfino	.757	56-74
1985	Jeff Moe	.778	49-63
1986	Bill Jones	.802	65-81
1987	B.J. Armstrong	.794	100-126
1988	B.J. Armstrong	.849	124-146

1989	B.J. Armstrong	.833	160-192
1990	Troy Skinner	.841	53-63
1991	Troy Skinner	.845	98-116
1992	Val Barnes	.862	81-94
1993	Wade Lookingbill	.828	72-87
1994	Chris Kingsbury	.821	46-56
1995	Chris Kingsbury	.803	98-122
1996	Russ Millard	.799	115-144
1997	Andre Woolridge	.749	155-207
1998	Dean Oliver	.762	96-126
1999	Jess Settles	.783	54-69
2000	Kyle Galloway	.841	69-82
2001	Luke Recker	.856	77-90
2002	Luke Recker	.885	108-122
2003	Chauncey Leslie	.781	107-137
2004	Jeff Horner	.860	98-114
2005	Adam Haluska	.808	105-130
2006	Adam Haluska	.848	112-132
2007	Adam Haluska	.870	167-192
2008	Jeff Peterson	.733	44-60
2009	Matt Gatens	.904	75-83
2010	Matt Gatens	.832	84-101
2011	Matt Gatens	.874	76-87
2012	Matt Gatens	.854	111-130
2013	Roy Devyn Marble	.810	153-189
2014	Aaron White	.807	130-161
2015	Aaron White	.819	195-238
2016	Peter Jok	.852	92-108
2017	Peter Jok	.911	154-169

**Blocked Shots**

(Based on total blocks)

Year	Player	No.	Avg
1980	Steve Krafcisin	23	0.6
1981	Steve Waite	16	0.6
1982	Greg Stokes	30	1.0
1983	Greg Stokes	79	2.5
1984	Greg Stokes	58	2.1
1985	Greg Stokes	62	1.9
1986	Gerry Wright	33	1.1
1987	Brad Lohaus	37	1.1
1988	Kent Hill	11	0.3
1989	Les Jepsen	28	0.9
1990	Acie Earl	50	2.3
1991	Acie Earl	106	3.3
1992	Acie Earl *	121	4.0
1993	Acie Earl	88	2.8
1994	James Winters	26	1.1
1995	Ryan Bowen	34	1.0
1996	Russ Millard	25	0.8
1997	Guy Rucker	39	1.2
1998	Ryan Bowen	41	1.3
1999	J.R. Koch	32	1.1
2000	Jacob Jaacks	13	0.4
2001	Reggie Evans	21	0.6
2002	Glen Worley	31	0.9
2003	Jared Reiner	34	1.2
	Glen Worley	34	1.1
2004	Erek Hansen	40	1.8
2005	Erek Hansen	83	2.6
2006	Erek Hansen	89	2.6
2007	Kurt Looby	53	1.7
2008	Kurt Looby	43	1.3
2009	Cyrus Tate	13	0.6
2010	Eric May	26	0.8
2011	Melsahn Basabe	41	1.3
2012	Melsahn Basabe	36	1.0
2013	Melsahn Basabe	45	1.2
2014	Gabriel Olaseni	43	1.3
2015	Jarrold Uthoff	56	1.6
2016	Jarrold Uthoff	86	2.6
2017	Nicholas Baer	48	1.4

**Steals (Based on total steals)**

Year	Player	No.	Avg
1980	Kevin Boyle	58	1.7
1981	Kevin Boyle	38	1.4
1982	Steve Carfino	44	1.5
1983	Steve Carfino	54	1.7
1984	Steve Carfino	66	2.3
1985	Greg Stokes	48	1.5

1986	Andre Banks	66	2.1
1987	B.J. Armstrong	50	1.4
1988	Bill Jones	72	2.1
1989	B.J. Armstrong	59	1.8
1990	James Moses	43	1.5
1991	Kevin Smith	41	1.3
1992	James Moses	47	1.6
1993	Kenyon Murray	45	1.4
1994	Kenyon Murray	56	2.1
1995	Jim Bartels	70	2.1
1996	Mon'ter Glasper	50	1.6
1997	Ryan Bowen	55	1.9
1998	Ryan Bowen *	79	2.5
1999	Dean Oliver	51	1.7
2000	Dean Oliver	62	2.1
2001	Dean Oliver	50	1.4
2002	Luke Recker	56	1.6
2003	Chauncey Leslie	45	1.5
2004	Brody Boyd	68	2.3
2005	Jeff Horner	47	1.4
2006	Jeff Horner	41	1.4
2007	Tyler Smith	45	1.5
2008	Tony Freeman	22	1.0
2009	Jake Kelly	33	1.0
2010	Eric May	34	1.1
2011	Matt Gatens	38	1.3
2012	Roy Devyn Marble	53	1.5
2013	Mike Gesell	40	1.2
2014	Roy Devyn Marble	60	1.8
2015	Aaron White	45	1.3
2016	Mike Gesell	44	1.3
2017	Nicholas Baer	43	1.3

**Assists (Based on total assists)**

Year	Player	No.	Avg
1975	Larry Moore	70	2.7
1976	Cal Wulfsberg	191	9.0
1977	Cal Wulfsberg	110	4.1
1978	Ronnie Lester	163	6.1
1979	Ronnie Lester	147	5.3
1980	Kenny Arnold	142	4.3
1981	Kenny Arnold	110	3.9
1982	Kevin Boyle	101	3.5
1983	Steve Carfino	134	4.3
1984	Andre Banks	83	3.3
1985	Andre Banks	104	3.5
1986	Andre Banks	119	3.7
1987	B.J. Armstrong	148	4.2
1988	B.J. Armstrong	155	4.6
1989	B.J. Armstrong	173	5.4
1990	Troy Skinner	107	3.8
1991	Troy Skinner	109	3.4
1992	Kevin Smith	110	4.8
1993	Kevin Smith	110	3.9
1994	Mon'ter Glasper	140	5.2
1995	Andre Woolridge	190	5.8
1996	Andre Woolridge	193	6.0
1997	Andre Woolridge	192	6.0
1998	Dean Oliver	131	4.2
1999	Dean Oliver	136	4.5
2000	Dean Oliver	126	4.2
2001	Dean Oliver	168	4.8
2002	Pierre Pierce	114	3.2
2003	Jeff Horner	140	4.5
2004	Jeff Horner	123	4.2
2005	Jeff Horner	180	5.5
2006	Jeff Horner	169	5.6
2007	Tony Freeman	116	3.7
2008	Jeff Peterson	92	3.1
2009	Jeff Peterson	106	4.2
2010	Cully Payne	122	3.8
2011	Bryce Cartwright	182	5.9
2012	Bryce Cartwright	154	4.8
2013	Roy Devyn Marble	112	3.0
2014	Mike Gesell	128	3.9
2015	Mike Gesell	135	4.0
2016	Mike Gesell	205	6.2
2017	Jordan Bohannon	175	5.1

**Largest Iowa Basketball Crowds**

Crowd	Date	Opponent	Site	Result
&28,114	March 16, 1991	Duke	Metrodome, Minneapolis, MN	Duke, 85-70
&27,444	March 14, 1986	North Carolina State	Metrodome, Minneapolis, MN	N.C. State, 66-64
&27,284	March 17, 2005	Cincinnati	RCA Dome, Indianapolis, IN	Cincinnati, 76-64
&25,759	March 14, 1991	East Tennessee State	Metrodome, Minneapolis, MN	Iowa, 76-73
#23,697	March 12, 2005	Wisconsin	United Center, Chicago, IL	Wisconsin, 59-56
#23,418	March 10, 2001	Penn State	United Center, Chicago, IL	Iowa, 94-74
&23,229	March 25, 1988	Arizona	Kingdome, Seattle, WA	Arizona, 99-79
&23,229	March 22, 1987	UNLV	Kingdome, Seattle, WA	UNLV, 84-81
&22,914	March 20, 1987	Oklahoma	Kingdome, Seattle, WA	Iowa, 93-91
*22,797	Jan. 3, 1990	Northern Iowa	UNI-Dome, Cedar Falls, IA	UNI, 77-74
*22,508	Nov. 27, 1982	Brigham Young	Marriott Activities Center, Provo, UT	Iowa, 91-80
#22,081	March 11, 2001	Indiana	United Center, Chicago, IL	Iowa, 63-61
#21,739	March 9, 2001	Ohio State	United Center, Chicago, IL	Iowa, 75-66
#21,711	March 6, 1998	Michigan	United Center, Chicago, IL	Michigan, 77-66
#21,517	March 11, 2005	Michigan State	United Center, Chicago, IL	Iowa, 71-69
*21,175	Jan. 7, 1989	North Carolina	Smith Center, Chapel Hill, NC	Iowa, 98-97
#20,003	March 8, 2001	Northwestern	United Center, Chicago, IL	Iowa, 72-55
#19,627	March 10, 2000	Michigan State	United Center, Chicago, IL	Michigan State, 75-65
*19,548	Nov. 12, 1999	Stanford	Madison Square Garden, New York, NY	Stanford, 72-58
*19,548	Nov. 11, 1999	Connecticut	Madison Square Garden, New York, NY	Iowa, 70-68
#19,269	March 5, 1999	Wisconsin	United Center, Chicago, IL	Wisconsin, 77-64
*19,213	Nov. 29, 2003	Louisville	Conseco Fieldhouse, Indianapolis, IN	Iowa, 70-69 (OT)
*19,200	Jan. 5, 2002	Ohio State	Schottenstein Center, Columbus, OH	OSU, 72-62
*19,100	Feb. 9, 2000	Ohio State	Schottenstein Center, Columbus, OH	Iowa, 67-64
#19,066	March 10, 2005	Purdue	United Center, Chicago, IL	Iowa, 71-52
*19,042	Dec. 10, 1991	Northern Iowa	UNI-Dome, Cedar Falls, IA	Iowa, 108-85

\* - Regular season game

# - Big Ten Tournament

&amp; - NCAA Tournament

**BEST ATTENDANCE YEARS****All Games**

Year	Games	Attendance	Avg.	National Ranking
1990	28	428,799	15,314	19th
2014	33	504,108	15,276	---
2000	30	452,141	15,071	17th
2002	35	526,451	15,041	5th
1992	30	434,226	14,474	13th
2001	35	499,990	14,285	9th
1999	30	426,044	14,201	19th
1984	28	393,344	14,048	13th
2015	34	475,998	14,000	---
1991	32	446,586	13,956	10th
1994	27	374,614	13,875	---
1983	31	422,438	13,627	7th
1996	32	431,697	13,491	17th
1988	34	457,970	13,470	11th
1989	33	444,354	13,465	16th
1995	33	441,931	13,392	9th
1985	32	425,347	13,292	8th
1987	35	459,827	13,138	8th
2004	29	380,509	13,121	---
1993	32	412,067	12,877	14th
1980	33	421,007	12,758	8th
2006	34	432,602	12,724	---
2003	31	393,417	12,691	---
2013	38	478,871	12,602	---
1982	29	363,355	12,529	11th
1997	32	399,114	12,472	---
1981	28	348,970	12,463	23rd
2012	33	410,659	12,444	---
1998	31	385,704	12,442	---
2012	35	432,496	12,357	---
1986	32	392,260	12,258	15th
2005	33	401,804	12,176	---
2017	34	405,278	11,919	---
2007	31	362,462	11,692	---
2011	31	343,977	11,096	---
2008	32	347,626	10,863	---
2010	32	347,370	10,855	---
2009	32	343,018	10,719	---

**Home Games**

Year	Games	Attendance	Avg.	National Ranking
1989	17	263,500	15,500	9th
2001	16	248,000	15,500	12th
1990	16	248,000	15,500	12th
1988	16	248,000	15,500	10th
1984	14	216,300	15,450	8th
1996	15	231,244	15,416	11th
1992	15	230,143	15,343	13th
1994	15	229,676	15,312	9th
1993	16	243,446	15,215	10th
2002	17	258,511	15,207	12th
1995	18	273,540	15,197	12th
2000	13	197,030	15,156	13th
1985	18	286,131	15,060	8th
1991	17	252,856	14,874	13th
1983	14	207,444	14,817	8th
1986	13	192,068	14,774	9th
1987	15	218,892	14,593	12th
2014	17	254,588	14,976	17th
1997	16	233,368	14,586	10th
1999	15	212,595	14,173	17th
2015	18	253,817	14,101	20th
1998	16	223,404	13,963	14th
2016	15	207,528	13,835	19th
2013	20	272,496	13,625	21st
1970	12	160,791	13,399	4th
1980	13	173,745	13,365	11th
1982	13	173,745	13,365	12th
1981	14	185,876	13,276	13th
2003	18	238,233	13,235	20th
2004	14	181,680	12,977	23rd
2017	20	250,959	12,547	23rd
2007	16	195,139	12,196	26th
2006	17	204,102	12,006	25th
2005	16	190,413	11,901	22nd
2012	19	238,170	11,908	31st
2011	16	186,157	11,635	---
2008	18	193,700	10,761	---
2009	17	184,643	10,861	---

**Note:** Iowa home games moved from Iowa Fieldhouse (13,365) to Carver-Hawkeye Arena (15,500) for the final 10 home games in 1983. Due to renovations to Carver-Hawkeye Arena in 2012, the capacity dropped from 15,500 to 15,400.



**Biggest Margins of Victory**

Year	Score	Opponent	Margin
1945	101-23	Western Illinois	78
1944	103-31	Chicago	72
1946	91-26	South Dakota	65
2013	103-41	Abilene Christian	62
1946	87-25	Augustana	62
1902	66-4	Wilton	62
1966	111-50	Pepperdine	61
1903	68-7	Wilton	61
1985	99-39	Illinois Wesleyan	60
1998	96-37	Puerto Rico-Mayaguez	59
1906	70-12	Coe	58
1907	73-16	Northern Iowa	57
1973	101-44	Chicago State	57
1992	101-45	Maryland-Eastern Shore	56
1993	85-29	Texas-Pan American	56
1993	101-47	at American-Puerto Rico	54
1986	101-48	Wisconsin	53
1949	78-26	Ithaca	52
1996	93-41	Western Illinois	52
2010	111-50	SIU-Edwardsville	51
1908	63-12	Cedar Rapids (YMCA)	51
1970	111-60	at Hawaii	51
1945	87-37	South Dakota State	50
1916	55-6	Iowa Wesleyan	49
1985	89-40	Georgia State	49
1998	112-64	North Texas	48
1944	82-34	Western Illinois	48
1987	95-47	Delaware	48
1980	113-66	Colorado State	47
1995	126-79	Morgan State	47
2013	109-63	Maryland-Eastern Shore	46
1993	104-58	Central Connecticut State	46
1996	104-58	East Tennessee State	46
1998	105-60	Chicago State	45
1906	65-20	at Coe	45
1906	70-25	at Northern Iowa	45
1992	121-76	Centenary	45
2012	90-46	South Carolina State	44
2013	82-39	UNC Wilmington	43
2011	96-53	Chicago State	43
1944	63-20	Denver	43
1965	111-68	Michigan State	43
1980	86-43	Northern Illinois	43
1981	98-55	Detroit	43
1985	89-46	Morehead State	43
1996	110-67	Texas Southern	43
2007	101-59	Georgia State	42
2002	101-59	Drake	42
1906	51-9	Northern Iowa	42
1962	88-46	Nevada	42
1978	107-65	Denver	42
2011	105-64	Central Arkansas	41
1905	50-9	Coe	41
1933	52-11	at Drake	41
1947	73-32	South Dakota State	41
1961	105-64	Arizona	41
1965	106-55	North Dakota	41
1981	112-71	Nevada-Reno	41
1909	49-9	Northern Iowa	40
1979	95-55	Illinois Wesleyan	40
1985	105-65	Wisconsin	40
1991	104-64	at Chaminade	40
1997	67-37	at Chaminade	40

**Biggest Margins of Defeat**

Year	Score	Opponent	Margin
1975	49-102	at Indiana	53
1990	71-118	at Indiana	47
1974	67-105	at Kansas State	38
1975	60-97	at Oregon State	37
1902	10-47	at Minnesota	37
2017	89-54	at Northwestern	35
2010	53-88	at Minnesota	35
1975	54-89	at Kansas	35
1975	72-107	at Purdue	35
1974	54-89	at Indiana	35
1972	72-106	at UCLA	34
1914	13-47	at Chicago	34
2016	74-41	vs. Virginia	33
1990	85-118	at Illinois	33
2007	49-81	at Michigan State	32
1943	34-66	at Illinois	32
2015	50-82	at Wisconsin	32
2008	48-79	at Ohio State	31
1995	79-110	at Indiana	31
1990	96-127	at Michigan	31
1949	49-80	at Illinois	31
1905	17-48	at Minnesota	31

**Iowa Streaks**

<b>All-game Wins:</b>	18, 1986-87
<b>All-game Home Wins:</b>	24, 1946-47 to 1948-49
<b>All games, in CHA:</b>	21, 2004-05 to 2006-07
<b>Most Home Wins, Season:</b>	17 (17-0), 2005-06
<b>All-game Road Wins:</b>	8, 1955-56 season; 1969-70 season
<b>Non-conference Wins:</b>	33, 1944-45 to 1949-50
<b>Non-conf. Home Wins:</b>	77, 1942-43 to 1958-59
<b>Non-conf. Away Wins:</b>	9, 1979-80
<b>Big Ten Wins:</b>	14, 1969-70 season
<b>Big Ten Home Wins:</b>	14, 1980-81 to 1981-82
<b>Big Ten Wins, CHA:</b>	12, 2004-05 to 2006-07
<b>Big Ten Away Wins:</b>	7, 1955-56 season; 1969-70 season
<b>Season-opener Wins:</b>	31, 1978-79 to 2008-09
<b>Home-opener Wins:</b>	45, 1963-64 to 2008-09
<b>Away-opener Wins:</b>	8, 1930-31 to 1937-38
<b>All-game Losses:</b>	8, 1929-30 to 1930-31; 1973-74 season
<b>All-game Home Losses:</b>	6, 1929-30 to 1930-31
<b>All-game Away Losses:</b>	18, 2008-09 to 2009-10
<b>Non-conference Losses:</b>	8, 1929-30 to 1930-31
<b>Non-conf. Home Losses:</b>	5, 1929-30 to 1939-31
<b>Non-conf. Away Losses:</b>	6, 2007-08 to 2010-11
<b>Big Ten Losses:</b>	10, 1910-11 to 1912-13
<b>Big Ten Home Losses:</b>	5, 1910-11 to 1912-13
<b>Big Ten Away Losses:</b>	13, 1928-29 to 1931-32
<b>Season-opener Losses:</b>	2, 1930-31 to 1931-32, 1969-70 to 1970-71, 2009-10 to 2010-11
<b>Home-opener Losses:</b>	2, 1930-31 to 1931-32, 2009-10 to 2010-11
<b>Away-opener Losses:</b>	5, 1967-68 to 1971-72

**Iowa's Longest Winning Streaks**

Wins	Year	Overall	Final Record	Big Ten
18	1986-87	30-5		14-4
17	1955-56	20-6		13-1
16	1969-70	20-5		14-0
12	1951-52	19-3		11-3
12	1943-44	14-4		9-3
11	1998-99	20-10		9-7
11	1992-93	23-9		11-7
11	1922-23	13-2		11-1



- 25 NCAA Tournament appearances
- 29-27 all-time NCAA Tournament record

**Final Four (3x)**

1980, 1956, 1955

**Elite Eight (4x)**

1987, 1980, 1956, 1955

**Sweet 16 (8x)**

1999, 1988, 1987, 1983, 1980, 1970, 1956, 1955

**Second Round (12x since 64/68-team format began in 1985)**

2016, 2015, 2001, 1999, 1997, 1996, 1993, 1992, 1991, 1989, 1988, 1987

**1954-55, Mideast Region, Evanston, IL**

Penn State W 82-53

Marquette W 86-81

**Final Four, Kansas City, MO**

LaSalle L 73-76

Colorado L 54-75

**1955-56, Mideast Region, Iowa City, IA**

Morehead State W 97-83

Kentucky W 89-77

**Final Four, Evanston, IL**

Temple W 83-76

San Francisco L 71-83

**1969-70, Mideast Region, Columbus, OH**

Jacksonville L 103-104

Notre Dame W 121-106

**1978-79, Mideast Region, Bloomington, IN (#4 Seed)**

Toledo L 72-74

**1979-80, East Region, Greensboro, NC (#5 Seed)**

VCU W 86-72

N.C. State W 77-64

**Philadelphia, PA**

Syracuse W 88-77

Georgetown W 81-80

**Final Four, Indianapolis, IN**

Louisville L 72-80

Purdue L 58-75

**1980-81, Midwest Region, Wichita, KS (#3 Seed)**

Wichita State L 56-60

**1981-82, West Region, Pullman, WA (#6 Seed)**

Northeast Louisiana W 70-63

Idaho L 67-69 (OT)

**1982-83, Midwest Region, Louisville, KY (#7 Seed)**

Utah State W 64-59

Missouri W 77-63

**Kansas City, MO**

Villanova L 54-55

**1984-85, West Region, Salt Lake City, UT (#8 Seed)**

Arkansas L 54-63

**1985-86, Midwest Region, Minneapolis, MN (#11 Seed)**

NC State L 64-66

**1986-87, West Region, Tucson, AZ (#2 Seed)**

Santa Clara W 99-76

Texas-El Paso W 84-82

**Seattle, WA**

Oklahoma W 93-91

UNLV L 81-84

**1987-88, West Region, Los Angeles, CA (#5 Seed)**

Florida State W 102-98

Nevada-Las Vegas W 104-86

**Seattle, WA**

Arizona L 79-99

**1988-89, East Region, Providence, RI (#4 Seed)**

Rutgers W 87-83

North Carolina State L 96-102 (2 OT)

**1990-91, Midwest Region, Minneapolis, MN (#7 Seed)**

East Tennessee State W 76-73

Duke L 70-85

**1991-92, East Region, Greensboro, NC (#9 Seed)**

Texas W 98-92

Duke L 62-75

**1992-93, Southeast Region, Nashville, TN (#4 Seed)**

Northeast Louisiana W 82-69

Wake Forest L 78-84

**1995-96, West Region, Tempe, AZ (#6 Seed)**

George Washington W 81-79

Arizona L 73-87

**1996-97, West Region, Salt Lake City, UT (#8 Seed)**

Virginia W 73-60

Kentucky L 69-75

**1998-99, West Region, Denver, CO (#5 Seed)**

UAB W 77-64

Arkansas W 82-72

**Phoenix, AZ**

Connecticut L 68-78

**2000-01, East Region, Long Island, NY (#7 Seed)**

Creighton W 69-56

Kentucky L 79-92

**2004-05, Austin Region, Indianapolis, IN (#10 seed)**

Cincinnati L 64-76

**2005-06, Atlanta Region, Auburn Hills, MI (#3 seed)**

Northwestern State L 63-64

**2013-14, Midwest Region, Dayton, OH (#11 seed)**

Tennessee L 65-78 (OT)

**2014-15, South Region, Seattle, WA (#7 seed)**

Davidson W 83-52

Gonzaga L 68-87

**2015-16, South Region, Brooklyn, NY (#7 seed)**

Temple W 72-70 (OT)

Villanova L 68-87



**Points Per Game**

1.	18.1	Dick Ives, 1943-44
2.	15.3	Jess Settles, 1993-94
3.	15.0	Ricky Davis, 1997-98
4.	14.9	Tyler Smith, 2006-07
5.	14.4	Dave Danner, 1943-44
6.	13.4	Ronnie Lester, 1976-77
7.	12.5	Roy Marble, 1985-86
8.	<b>12.3</b>	<b>Tyler Cook, 2016-17</b>
9.	11.9	Kevin Boyle, 1978-79
10.	11.5	Ray Thompson, 1988-89

**Total Points**

1.	464	Ricky Davis, 1997-98
2.	461	Tyler Smith, 2006-07
3.	414	Jess Settles, 1993-94
4.	399	Roy Marble, 1985-86
5.	389	Aaron White, 2011-12
6.	<b>372</b>	<b>Jordan Bohannon, 2016-17</b>
7.	363	Ronnie Lester, 1976-77
8.	357	Ray Thompson, 1988-89
9.	345	Matt Gatens, 2008-09
10.	342	Melsahn Basabe, 2010-11

**Field Goal Percentage** (minimum 2 made/game)

1.	<b>.617 (116-188)</b>	<b>Cordell Pems, 2016-17</b>
2.	.597 (148-248)	Ray Thompson, 1988-89
3.	.574 (156-272)	Jess Settles, 1993-94
4.	.572 (131-229)	Melsahn Basabe, 2010-11
5.	<b>.554 (128-231)</b>	<b>Tyler Cook, 2016-17</b>
6.	.526 (91-173)	Greg Brunner, 2002-03
7.	.525 (85-162)	Joey Range, 1998-99
8.	.523 (157-300)	Roy Marble, 1985-86
9.	.518 (146-282)	Guy Rucker, 1996-97

**Free Throw Percentage** (minimum 2 att./game)

1.	.904 (75-83)	Matt Gatens, 2008-09
2.	.789 (86-109)	Jess Settles, 1993-94
3.	.767 (56-89)	Jeff Horner, 2002-03
4.	.762 (96-126)	Dean Oliver, 1997-98
5.	.750 (72-96)	Kevin Boyle, 1978-79
6.	.727 (96-132)	Tyler Smith, 2006-07
7.	.722 (78-108)	Glen Worley, 2000-01
8.	.720 (85-118)	Roy Marble, 1985-86

**3-Point Field Goal Percentage** (1 att./game)\*

1.	.435 (30-69)	Jake Kelly, 2007-08
2.	<b>.416 (89-214)</b>	<b>Jordan Bohannon, 2016-17</b>
3.	.403 (52-129)	Matt Gatens, 2008-09
4.	.396 (19-48)	Ryan Luehrsmann, 1996-97
5.	.384 (28-73)	Kyle Galloway, 1999-00
6.	.381 (16-42)	Jess Settles, 1993-94
7.	.373 (47-126)	Brody Boyd, 2000-01
8.	.372 (45-121)	Josh Oglesby, 2011-12
9.	.359 (14-39)	Kevin Smith, 1990-91
10.	<b>.358 (29-81)</b>	<b>Isaiah Moss, 2016-17</b>

**3-Point Field Goals**

1.	<b>89 (89-214)</b>	<b>Jordan Bohannon, 2016-17</b>
2.	52 (52-129)	Matt Gatens, 2008-09
3.	47 (47-126)	Brody Boyd, 2000-01
4.	45 (45-121)	Josh Oglesby, 2011-12
5.	44 (44-137)	Chris Kingsbury, 1993-94
6.	30 (30-69)	Jake Kelly, 2007-08
7.	<b>29 (29-81)</b>	<b>Isaiah Moss, 2016-17</b>
8.	28 (28-73)	Klye Galloway, 1999-00

**Rebounds**

1.	210	Melsahn Basabe, 2010-11
2.	203	Jess Settles, 1993-94
3.	201	Michael Payne, 1981-82
4.	199	Aaron White, 2011-12
5.	186	Kevin Boyle, 1978-79
6.	181	Adam Woodbury, 2012-13
	181	Guy Rucker, 1996-97
8.	<b>169</b>	<b>Cordell Pems, 2016-17</b>
9.	162	Greg Brunner, 2002-03
10.	157	Roy Marble, 1985-86

**Assists\*\***

1.	<b>175</b>	<b>Jordan Bohannon, 2016-17</b>
2.	140	Jeff Horner, 2002-03
3.	131	Dean Oliver, 1997-98
4.	122	Cully Payne, 2009-10
5.	114	Pierre Pierce, 2001-02
6.	105	Anthony Clemmons, 2012-13
7.	111	Tyler Smith, 2006-07
8.	101	Kevin Smith, 1990-91
9.	98	Ronnie Lester, 1976-77
10.	92	Jeff Peterson, 2007-08

**Steals\*\*\***

1.	45	Tyler Smith, 2006-07
	45	Kenyon Murray, 1992-93
	45	Ray Thompson, 1988-89
4.	42	Dean Oliver, 1997-98
5.	41	Kevin Smith, 1990-91
6.	40	Mike Gesell, 2012-13
	40	Jeff Horner, 2002-03
	40	Joey Range, 1998-99
	40	Jess Settles, 1993-94

**Blocked Shots\*\*\***

1.	52	Chris Street, 1990-91
2.	50	Acie Earl, 1989-90
3.	41	Melsahn Basabe, 2010-11
4.	39	Guy Rucker, 1996-97
5.	34	Ryan Bowen, 1994-95
6.	30	Greg Stokes, 1981-82
7.	29	Adam Woodbury, 2012-13
8.	26	Eric May, 2009-10
9.	<b>24</b>	<b>Cordell Pems, 2016-17</b>
10.	23	Aaron White, 2011-12
	23	Kenyon Murray, 1992-93
	23	Michael Payne, 1981-82

\* - 3-point field goals did not exist prior to 1986-87

\*\* - Assists were not recorded prior to 1974-75

\*\*\* - Blocks and steals were not recorded prior to 1979-80

**Note: Players listed in boldface are current players.**



### Points Per Game

1.	19.9	Ronnie Lester, 1977-78
2.	17.7	Greg Stokes, 1982-83
3.	16.8	Chris Kingsbury, 1995-96
4.	16.3	Acie Earl, 1990-91
5.	16.1	Pierre Pierce, 2003-04
6.	15.8	Don Nelson, 1959-60
7.	15.6	Jess Settles, 1994-95
8.	14.9	Roy Marble, 1986-87
9.	14.3	Bill Logan, 1953-54
10.	14.2	Adam Haluska, 2004-05

### Total Points

1.	553	Chris Kingsbury, 1995-96
2.	548	Greg Stokes, 1982-83
3.	536	Ronnie Lester, 1977-78
4.	520	Roy Marble, 1986-87
	520	Acie Earl, 1990-91
6.	488	Aaron White, 2012-13
7.	468	Pierre Pierce, 2003-04
8.	467	Adam Haluska, 2004-05
9.	461	Andre Woolridge, 1994-95
10.	444	Kenny Arnold, 1979-80

### Field Goal Percentage (minimum 2 made/game)

1.	.604 (55-91)	Ryan Bowen, 1995-96
2.	.564 (114-202)	Chris Street, 1991-92
3.	.557 (199-357)	Roy Marble, 1986-87
4.	.543 (219-403)	Greg Stokes, 1982-83
5.	.549 (123-224)	Greg Brunner, 2003-04
6.	.532 (84-158)	Jeff Moe, 1985-86
7.	.524 (109-208)	Melsahn Basabe, 2011-12
8.	.522 (72-138)	Steve Waite, 1978-79
9.	.519 (153-295)	B.J. Armstrong, 1986-87
10.	.515 (70-136)	Adam Woodbury, 2013-14

### Free Throw Percentage (minimum 2 att./game)

1.	.860 (98-114)	Jeff Horner, 2003-04
2.	.849 (45-53)	Bob Hansen, 1980-81
3.	.841 (69-82)	Kyle Galloway, 1999-00
	.841 (53-63)	Troy Skinner, 1989-90
5.	.835 (66-79)	Jake Kelly, 2008-09
6.	.832 (84-101)	Matt Gatens, 2009-10
7.	.819 (86-105)	Dick Peth, 1976-77
8.	.809 (38-47)	Ben McGilmer, 1965-66
9.	.808 (105-130)	Adam Haluska, 2004-05
10.	.803 (98-122)	Chris Kingbury, 1994-95

### 3-Point Field Goal Percentage (1 att./game)\*

1.	.522 (70-134)	Kent McCausland, 1996-97
2.	<b>.471 (32-68)</b>	<b>Brady Ellingson, 2016-17</b>
3.	<b>.450 (27-60)</b>	<b>Dom Uhl, 2015-16</b>
4.	.449 (22-49)	Zach McCabe, 2011-12
5.	.425 (65-153)	Jeff Horner, 2003-04
6.	.420 (34-81)	Brody Boyd, 2001-02
7.	.409 (38-98)	Val Barnes, 1990-91
8.	<b>.397 (46-116)</b>	<b>Nicholas Baer, 2016-17</b>
9.	.397 (23-58)	Jeff Peterson, 2008-09
10.	.394 (117-297)	Chris Kingbury, 1994-95

### 3-Point Field Goals

1.	117 (117-297)	Chris Kingsbury, 1994-95
2.	70 (70-134)	Kent McCausland, 1996-97
3.	65 (65-153)	Jeff Horner, 2003-04
4.	58 (58-149)	Adam Haluska, 2004-05
5.	<b>46 (46-116)</b>	<b>Nicholas Baer, 2016-17</b>
6.	38 (38-98)	Val Barnes, 1990-91

### Rebounds

1.	247	Chris Street, 1991-92
2.	241	Don Nelson, 1959-60
3.	239	Greg Brunner, 2003-04
4.	234	Aaron White, 2012-13
	234	Gerry Jones, 1964-65
6.	233	Michael Payne, 1982-83
7.	227	Kevin Kunnert, 1970-71
8.	223	Greg Stokes, 1982-83
9.	<b>197</b>	<b>Nicholas Baer, 2016-17</b>
	197	Ed Hortgon, 1986-87
	197	Dave Gunther, 1956-57

### Assists\*\*

1.	190	Andre Woolridge, 1994-95
2.	163	Ronnie Lester, 1977-78
3.	148	B.J. Armstrong, 1986-87
4.	142	Kenny Arnold, 1979-80
5.	140	Mon'ter Gasper, 1993-94
6.	136	Dean Oliver, 1998-99
7.	128	Mike Gesell, 2013-14
8.	126	Roy Devyn Marble, 2011-12
9.	123	Jeff Horner, 2003-04
10.	115	Ryan Luehrsmann, 1997-98

### Steals\*\*\*

1.	56	Kenyon Murray, 1993-94
2.	53	Roy Devyn Marble, 2011-12
3.	51	Dean Oliver, 1998-99
4.	50	B.J. Armstrong, 1986-87
5.	<b>48</b>	<b>Nicholas Baer, 2016-17</b>
6.	45	Mon'ter Gasper, 1993-94
7.	43	Mike Gesell, 2013-14
	43	James Moses, 1989-90
9.	42	Andre Woolridge, 1994-95
10.	41	Aaron White, 2012-13
	41	Ryan Luehrsmann, 1997-98
	41	Chris Kingsbury, 1994-95

### Blocked Shots\*\*\*

1.	106	Acie Earl, 1990-91
2.	79	Greg Stokes, 1982-83
3.	<b>43</b>	<b>Nicholas Baer, 2016-17</b>
4.	40	Erek Hansen, 2003-04
5.	36	Melsahn Basabe, 2011-12
6.	32	Greg Brunner, 2003-04
7.	31	Glen Worley, 2001-02
8.	27	Aaron White, 2012-13
9.	25	Jared Reiner, 2001-02
	25	J.R. Koch, 1996-97

\* - 3-point field goals did not exist prior to 1986-87

\*\* - Assists were not recorded prior to 1974-75

\*\*\* - Blocks and steals were not recorded prior to 1979-80

Note: Players listed in boldface are current players.



**Points Per Game**

1.	23.7	Don Nelson, 1960-61
2.	22.6	Sam Williams, 1966-67
3.	21.1	Chris Pervall, 1964-65
4.	19.8	Dave Gunther, 1957-58
5.	19.7	John Johnson, 1968-69
6.	19.5	Acie Earl, 1991-92
7.	18.7	Ronnie Lester, 1978-1979
8.	18.6	Bruce King, 1975-76
9.	18.1	Luke Recker, 2000-01
10.	17.9	Fred Brown, 1969-70

**Total Points**

1.	592	B.J. Armstrong, 1987-88
2.	586	Acie Earl, 1991-92
3.	570	Don Nelson, 1960-61
4.	554	Roy Devyn Marble, 2012-13
5.	544	Sam Williams, 1966-67
6.	529	Reggie Evans, 2000-01
7.	524	Ronnie Lester, 1978-1979
8.	522	Roy Marble, 1987-88
9.	514	Peter Jok, 2015-16
10.	507	Chris Pervall, 1964-65

**Field Goal Percentage** (minimum 2 made/game)

1.	.600 (75-125)	J.R. Koch, 1997-98
2.	.592 (138-233)	Gerry Wright, 1985-1986
3.	.592 (109-184)	Rodell Davis, 1990-91
4.	.584 (143-245)	Aaron White, 2013-14
5.	.574 (163-284)	Greg Stokes, 1983-1984
6.	.566 (103-182)	Jarryd Cole, 2009-10
7.	.564 (66-117)	Matt Bullard, 1988-89
8.	.564 (53-94)	Les Jepsen, 1988-89
9.	.554 (190-343)	Roy Marble, 1987-88
10.	.553 (120-217)	Ryan Bowen, 1996-97

**Free Throw Percentage** (minimum 2 att./game)

1.	.878 (65-74)	Ben McGilmer, 1968-69
2.	.874 (76-87)	Matt Gatens, 2010-11
3.	.862 (81-94)	Val Barnes, 1991-92
	.862 (163-189)	Glenn Vidnovic, 1968-69
5.	.856 (77-90)	Luke Recker, 2000-01
6.	.852 (92-108)	Peter Jok, 2015-16
7.	.849 (124-146)	B.J. Armstrong, 1987-88
8.	.848 (112-132)	Adam Haluska, 2005-06
9.	.845 (136-161)	Ronnie Lester, 1978-79
	.845 (98-116)	Troy Skinner, 1990-91

**3-Point Field Goal Percentage** (1 att./game)\*

1.	.471 (16-34)	J.R. Koch, 1997-98
2.	.460 (74-161)	Kent McCausland, 1997-98
3.	.455 (45-99)	Justin Johnson, 2006-07
4.	.453 (62-137)	B.J. Armstrong, 1987-88
5.	.431 (47-109)	Luke Recker, 2000-01
6.	.408 (86-211)	Jeff Horner, 2004-05
7.	.403 (31-77)	Josh Oglesby, 2013-14
8.	.402 (80-199)	Peter Jok, 2015-16
9.	.401 (57-142)	Rob Griffin, 1999-00
10.	.395 (17-34)	Matt Bullard, 1988-89

**3-Point Field Goals**

1.	86 (86-211)	Jeff Horner, 2004-05
2.	80 (80-199)	Peter Jok, 2015-16
3.	74 (74-161)	Kent McCausland, 1997-98
4.	64 (64-185)	Adam Haluska, 2005-06
5.	62 (62-137)	B.J. Armstrong, 1987-88
6.	57 (57-142)	Rob Griffin, 1999-00

**Rebounds**

1.	416	Reggie Evans, 2000-01
2.	292	Bruce King, 1975-76
3.	275	Greg Brunner, 2004-05
4.	264	Ryan Bowen, 1996-97
5.	258	Don Nelson, 1960-61
6.	256	John Johnson, 1968-69
7.	249	George Peeples, 1964-65
8.	239	Jess Settles, 1995-96
9.	234	Acie Earl, 1991-92
10.	231	Jared Reiner, 2002-03

**Assists\*\***

1.	193	Andre Woolridge, 1995-96
2.	182	Bryce Cartwright, 2010-11
3.	180	Jeff Horner, 2004-05
4.	155	B.J. Armstrong, 1987-88
5.	147	Ronnie Lester, 1978-79
6.	135	Mike Gesell, 2014-15
7.	134	Steve Carfino, 1982-1983
8.	126	Dean Oliver, 1999-00
9.	112	Roy Devyn Marble, 2012-13
10.	110	Kevin Smith, 1992-93
	110	Kenny Arnold, 1980-1981

**Steals\*\*\***

1.	62	Dean Oliver, 1999-00
2.	61	B.J. Armstrong, 1987-88
3.	60	Roy Marble, 1987-88
4.	58	Kenyon Murray, 1994-95
5.	55	Ryan Bowen, 1996-97
6.	52	Jim Bartels, 1993-94
7.	49	Pierre Pierce, 2004-05
8.	48	Jess Settles, 1995-96
9.	47	Jeff Horner, 2004-05
10.	42	Roy Devyn Marble, 2012-13

**Blocked Shots\*\*\***

1.	121	Acie Earl, 1991-92
2.	83	Erek Hansen, 2004-05
3.	58	Greg Stokes, 1983-84
4.	56	Jarrod Uthoff, 2014-15
5.	53	Kurt Looby, 2006-07
6.	45	Melsahn Basabe, 2012-13
7.	43	Gabriel Olaseni, 2013-14
8.	34	Glen Worley, 2002-03
	34	Jared Reiner, 2002-03
10.	33	Gerry Wright, 1985-1986

\* - - 3-point field goals did not exist prior to 1986-87

\*\* - - Assists were not recorded prior to 1974-75

\*\*\* - - Blocks and steals were not recorded prior to 1979-80

**Note: Players listed in boldface are current players.**

**Points Per Game**

1.	27.9	John Johnson, 1969-70
2.	27.6	Fred Brown, 1970-71
3.	25.5	Chuck Darling, 1951-52
4.	25.3	Sam Williams, 1967-68
5.	21.9	Dave Gunther, 1958-59
6.	21.0	Bruce King, 1976-77
7.	20.5	Adam Haluska, 2006-07
	20.5	Roy Marble, 1988-89
9.	20.2	Andre Woolridge, 1996-97
10.	19.9	Peter Jok, 2016-17

**Total Points**

1.	699	John Johnson, 1969-70
2.	675	Roy Marble, 1988-89
3.	662	Fred Brown, 1970-71
4.	645	Andre Woolridge, 1996-97
5.	637	Peter Jok, 2016-17
	637	Adam Haluska, 2006-07
7.	632	Sam Williams, 1967-68
8.	624	Jarrod Uthoff, 2015-16
9.	604	Ed Horton, 1988-89
10.	600	Luke Recker, 2001-02

**Field Goal Percentage** (minimum 2 made/game)

1.	.609 (151-248)	Russ Millard, 1995-96
2.	.607 (91-150)	Kent Hill, 1987-88
3.	.603 (164-272)	Ryan Bowen, 1997-98
4.	.594 (63-106)	Michael Ingram, 1989-90
5.	.590 (184-312)	Bill Jones, 1987-88
6.	.581 (93-160)	Erik Hansen, 2005-06
7.	.563 (289-508)	John Johnson, 1969-70
8.	.568 (92-162)	Jarryd Cole, 2010-11
9.	.565 (70-124)	Al Lorenzen, 1987-88

**Free Throw Percentage** (minimum 2 att./game)

1.	.911 (154-169)	Peter Jok, 2016-17
2.	.885 (108-122)	Luke Recker, 2001-02
3.	.875 (133-152)	Glenn Vidnovic, 1969-70
4.	.870 (167-192)	Adam Haluska, 2006-07
	.870 (114-131)	Tom Chapman, 1966-67
6.	.854 (111-130)	Matt Gatens, 2011-12
7.	.851 (63-74)	Rick Williams, 1972-73
8.	.845 (93-110)	Jimmy Rodgers, 1964-65
9.	.840 (68-81)	Dick Peth, 1978-79
10.	.837 (41-49)	Mike Heitman, 1959-60

**3-Point Field Goal Percentage** (1 att./game)\*

1.	.475 (29-61)	Michael Reaves, 1987-88
2.	.471 (33-70)	Ryan Hogan, 2001-02
3.	.440 (22-50)	Russ Millard, 1995-96
4.	.421 (59-140)	Kent McCausland, 1998-99
5.	.413 (92-223)	Luke Recker, 2001-02
	.413 (59-143)	Jim Bartels, 1994-95
7.	.410 (75-183)	Matt Gatens, 2011-12
8.	.397 (46-116)	B.J. Armstrong, 1988-89
9.	.396 (21-53)	Roy Marble, 1988-89
10.	.399 (71-178)	Jeff Moe, 1987-88

**3-Point Field Goals**

1.	92 (92-223)	Luke Recker, 2001-02
2.	90 (90-248)	Adam Haluska, 2006-07
3.	84 (64-221)	Peter Jok, 2016-17
4.	75 (75-183)	Matt Gatens, 2011-12
5.	70 (70-201)	Jeff Horner, 2005-06
6.	71 (71-178)	Jeff Moe, 1987-88
7.	65 (65-211)	Chris Kingsbury, 1996
	65 (65-179)	Dean Oliver, 2000-01

**Rebounds**

1.	378	Reggie Evans, 2001-02
2.	350	Ed Horton, 1988-89
3.	334	Kevin Kunnert, 1972-73
4.	332	Bruce King, 1976-77
5.	314	Greg Brunner, 2005-06
6.	281	Les Jepsen, 1989-90
7.	276	Dan Frost, 1975-76
8.	273	Adam Woodbury, 2015-16
	273	Sam Williams, 1967-68
10.	268	Brad Lohaus, 1986-87
	268	Dave Gunther, 1958-59

**Assists\*\***

1.	205	Mike Gesell, 2015-16
2.	192	Andre Woolridge, 1996-97
3.	191	Cal Wulfsberg, 1975-76
4.	173	B.J. Armstrong, 1988-89
5.	169	Jeff Horner, 2005-06
6.	168	Dean Oliver, 2000-01
7.	154	Bryce Cartwright, 2011-12
8.	136	Vince Brookins, 1980-81
9.	119	Andre Banks, 1985-86
10.	118	Roy Devyn Marble, 2013-14

**Steals\*\*\***

1.	79	Ryan Bowen, 1997-98
2.	70	Jim Bartels, 1994-95
3.	68	Brody Boyd, 2003-04
4.	66	Andre Banks, 1985-86
	66	Steve Carfino, 1983-84
6.	60	Roy Devyn Marble, 2013-14
7.	59	B.J. Armstrong, 1988-89
8.	56	Luke Recker, 2001-02
9.	54	Reggie Evans, 2001-02
10.	50	Dean Oliver, 2000-01
	50	Mon'ter Gaspert, 1995-96
	50	Roy Marble, 1988-89

**Blocked Shots\*\*\***

1.	89	Erik Hansen, 2005-06
2.	86	Jarrod Uthoff, 2015-16
3.	88	Acie Earl, 1992-93
4.	54	Gabriel Olaseni, 2014-15
5.	43	Kurt Looby, 2007-08
6.	41	Ryan Bowen, 1997-98
7.	37	Brad Lohaus, 1986-87
8.	32	J.R. Koch, 1998-99
9.	31	Les Jepsen, 1989-90
10.	28	Doug Thomas, 2005-06

\* - - 3-point field goals did not exist prior to 1986-87

\*\* - - Assists were not recorded prior to 1974-75

\*\*\* - - Blocks and steals were not recorded prior to 1979-80



**Iowa In Overtime**

**One Overtime.....Date**

Wisconsin 36, Iowa 30.....	1916
Illinois 40, Iowa 33.....	1927
Michigan 31, Iowa 29.....	1927
Pittsburgh 44, Iowa 40.....	1928
Minnesota 24, Iowa 22.....	3/5/32
Iowa 39, Minnesota 33.....	1/14/35
Michigan 31, Iowa 27.....	2/3/36
Marquette 49, Iowa 43.....	12/30/39
Iowa 63, Minnesota 61.....	1/28/46
Iowa 57, Northwestern 54.....	2/2/48
Iowa 47, Texas Christian 46.....	12/22/48
Iowa 70, Oregon 69.....	12/30/49
Wisconsin 66, Iowa 62.....	2/13/50
Iowa 81, Minnesota 79.....	3/2/53
Iowa 86, Minnesota 82.....	2/13/54
Iowa 83, Minnesota 73.....	2/25/56
DePaul 73, Iowa 72.....	12/28/56
Iowa 77, Oregon State 67.....	12/21/57
Northwestern 82, Iowa 80.....	1/13/58
Iowa 66, Northwestern 65.....	2/9/63
Creighton 77, Iowa 72.....	12/16/63
Minnesota 85, Iowa 84.....	3/9/65
Wisconsin 96, Iowa 95.....	2/18/67
Iowa 75, Indiana 74.....	2/25/67
Iowa 90, Wisconsin 87.....	3/7/67
Iowa 64, Tennessee 59.....	12/28/67
Iowa 80, St. Louis 77.....	12/30/67
Iowa 74, Ohio State 72.....	1/13/68
Michigan 99, Iowa 92.....	1/4/69
Iowa 84, Northwestern 80.....	2/11/69
Cincinnati 73, Iowa 70.....	12/17/70
Iowa 87, Illinois 84.....	2/15/72
Iowa 65, Minnesota 62.....	1/6/73
Iowa 94, Northwestern 83.....	2/19/73
Iowa 74, Wisc.-Green Bay 67.....	12/29/73
Michigan 86, Iowa 84.....	1/26/74
Wisconsin 86, Iowa 85.....	2/1/75
Northwestern 99, Iowa 92.....	1/19/76
Iowa 84, Illinois 81.....	1/15/77
Iowa 74, Ohio State 70.....	2/14/77
Michigan State 83, Iowa 72.....	1/20/79
Iowa 44, Michigan State 39.....	2/7/80
Iowa 60, Minnesota 58.....	2/12/81
Michigan State 71, Iowa 70.....	3/5/81
Iowa 68, Marquette 65.....	12/5/81
Iowa 69, Ohio State 65.....	2/6/82
Idaho 69, Iowa 67.....	3/14/82
Maryland 70, Iowa 68.....	12/25/84
Iowa 59, Cornell (NY) 56.....	12/27/84
Illinois 59, Iowa 53.....	3/7/85
Iowa 108, Arkansas-Little Rock 99...	11/25/85
Purdue 76, Iowa 73.....	1/2/86
Iowa 90, North Carolina State 89 ...	11/29/86
Iowa 91, Illinois 88.....	1/14/87
Iowa State 102, Iowa 100.....	12/19/87
Wisconsin 73, Iowa 69.....	1/11/90
Iowa 78, Michigan 76.....	1/20/90
Iowa 80, Indiana 79.....	2/21/91
Michigan 80, Iowa 77.....	1/9/92
Purdue 77, Iowa 69.....	1/11/92
Illinois 77, Iowa 72.....	2/23/92
Iowa 96, Michigan State 90.....	1/28/93
Illinois 104, Iowa 97.....	2/11/95
Iowa 101, Connecticut 95.....	11/24/95
Penn State 95, Iowa 87.....	2/3/96

Missouri 80, Iowa 79.....	1/24/98
Iowa 78, Purdue 72.....	2/21/01
Purdue 80, Iowa 77.....	2/1/03
Indiana 91, Iowa 88.....	3/1/03
Iowa 70, Louisville 69.....	11/29/03
Illinois 73, Iowa 68.....	1/20/05
Northwestern 75, Iowa 74.....	1/26/05
Iowa 74, Michigan 72.....	3/5/05
Northern Iowa 67, Iowa 63.....	12/6/05
Louisiana-Monroe 72, Iowa 67.....	11/30/07
Iowa 73, Wisconsin 69.....	1/21/09
Iowa 70, Michigan 60.....	2/22/09
Michigan 80, Iowa 78.....	2/16/10
Wisconsin 62, Iowa 59.....	2/9/11
Michigan 75, Iowa 72.....	2/19/11
Purdue 65, Iowa 62.....	1/27/13
Iowa 77, Xavier 74.....	11/28/13
Villanova 88, Iowa 83.....	11/30/13
Michigan State 71, Iowa 69.....	1/28/14
Tennessee 78, Iowa 65.....	3/19/14
Northwestern 66, Iowa 61.....	2/15/15
Iowa 81, Penn State 77.....	2/28/15
Iowa 78, Florida State 75.....	12/2/15
Iowa 72, Temple 70.....	3/18/16
Iowa 86, Michigan 83.....	1/1/17
Iowa 96, Indiana 90.....	2/21/17
TCU 94, Iowa 92.....	3/17/17

**Two Overtimes.....Date**

Purdue 19, Iowa 17.....	1917
Purdue 52, Iowa 49.....	2/24/41
Wyoming 94, Iowa 87.....	12/29/67
Iowa 65, Northwestern 58.....	3/3/75
Iowa 94, Wisconsin 93.....	3/5/77
Iowa 87, Pennsylvania 84.....	12/29/78
Ohio State 89, Iowa 83.....	1/27/83
Iowa State 76, Iowa 72.....	1/14/84
Illinois 54, Iowa 52.....	2/2/84
Michigan 108, Iowa 107.....	2/9/89
North Carolina State 102, Iowa 96....	3/19/89
Michigan 83, Iowa 82.....	1/11/95
Iowa 83, Drake 76.....	12/28/99
Iowa 99, Missouri 94.....	12/16/00
Iowa 84, Indiana 82.....	2/7/04
Iowa 75, Penn State 67.....	3/7/09
Wisconsin 74, Iowa 70.....	2/6/13
Nebraska 93, Iowa 90.....	1/5/17
Minnesota 101, Iowa 90.....	2/8/17

**Three Overtimes.....Date**

Iowa 112, Purdue 111.....	2/11/74
San Jose State 105, Iowa 103.....	12/21/74
Minnesota 57, Iowa 55.....	2/27/82
Michigan 69, Iowa 67.....	1/19/85
Minnesota 107, Iowa 96.....	3/5/94
Iowa 76, Minnesota 72.....	1/18/06

**Four Overtimes.....Date**

Iowa 83, California 80.....	12/28/60
-----------------------------	----------

**Overtime Totals**

Iowa in one overtime:.....	45-47
Iowa in two overtimes:.....	7-12
Iowa in three overtimes:.....	2-4
Iowa in four overtimes:.....	1-0
<b>Total:.....</b>	<b>55-63</b>

**Iowa Over The Century Mark (94-6)**

<b>Iowa</b>	<b>Opp.</b>	<b>Date</b>
126 Oral Roberts	94	12/30/87
126 Morgan State	79	11/25/94
124 California-Irvine	88	12/5/87
121 Notre Dame	106	3/14/70
121 Centenary	76	1/4/92
119 Wisconsin	100	2/10/70
116 Savannah State	84	11/13/16
116 Wisconsin-Milwaukee	80	12/7/68
116 Northwestern	97	2/24/70
116 Northwestern	77	2/9/95
115 Northwestern	101	3/7/70
114 Butler	92	12/27/91
113 Ohio State	92	3/3/70
113 Colorado State	66	12/3/79
112 Purdue	111 (3OT)	2/11/74
112 Drake	73	12/23/78
112 Nevada-Reno	71	12/9/80
112 North Texas	64	11/16/98
111 SIU-Edwardsville	50	11/26/10
111 Michigan State	68	1/16/65
111 Pepperdine	50	12/2/65
111 Hawaii	60	12/30/69
111 Augustana (IL)	81	11/29/75
111 Kent State	76	11/25/78
111 George Mason	82	12/1/84
110 Pan American	64	12/21/87
110 Texas Southern	67	12/16/95
109 Md.-Eastern Shore	63	11/14/13
109 Lafayette	68	1/11/88
109 Brown	61	12/2/88
108 Purdue	107	2/28/70
108 Ark.-Little Rock	99 (OT)	11/25/85
108 Northern Iowa	85	12/10/91
107 UNC-Asheville	80	11/23/03
107 Detroit	73	2/5/66
107 Michigan	99	1/6/70
107 Denver	65	12/17/77
107 Minnesota	86	2/20/88
107 Michigan	108 (2OT)	2/9/89
106 North Dakota	65	12/21/64
105 Central Arkansas	64	12/19/11
105 Arizona	64	12/19/60
105 Cincinnati	114	12/18/69
105 Wisconsin	65	1/26/85
105 California-Irvine	103	12/29/86
105 Chicago State	60	11/14/98
104 Indiana	89	2/7/70
104 Rider	71	12/22/86
104 Wisconsin	89	1/25/88
104 Nevada-Las Vegas	86	3/20/88
104 Chaminade	64	12/30/90
104 Central Conn. State	58	1/2/93
104 Lehigh	77	12/3/93
104 Dartmouth	65	12/20/93
104 East Tennessee State	58	12/1/95
103 Coppin State	68	11/15/15
103 Abilene Christian	41	11/17/13
103 Chicago	31	2/5/44
103 Creighton	77	12/8/65
103 Michigan State	77	2/14/70
103 Jacksonville	104	3/12/70
103 San Jose State	105 (3OT)	12/21/74
103 Pittsburgh	80	12/30/76
103 Northeastern	80	11/30/86
103 Loyola-Marymount	80	12/6/86



103	Northwestern	76	3/5/87
103	Michigan	120	2/3/88
103	Michigan State	87	3/3/88
103	Wisconsin	70	3/10/88
103	Eastern Michigan	66	12/21/92
103	Drake	68	11/29/94
102	Michigan State	98	2/26/72
102	Dartmouth	87	1/23/88
102	Florida State	98	3/18/88
102	Georgia	76	12/3/88
102	Central Florida	68	12/14/88
102	Northwestern	84	2/2/89
102	Long Island	72	12/17/94
101	Western Illinois	23	12/9/44
101	Purdue	85	2/20/65
101	Drake	78	12/22/69
101	Chicago State	44	12/1/72
101	Wisconsin	48	2/20/86
101	Indiana	88	1/22/87
101	Michigan State	72	2/6/88
101	MD-Eastern Shore	45	11/23/91
101	American-Puerto Rico	47	12/20/92
101	Long Beach State	79	12/4/93
101	Connecticut (OT)	95	11/24/95
101	Long Island	69	11/29/98
101	Drake	59	12/12/01
101	Georgia State	59	12/20/06
100	Creighton	73	12/21/68
100	Indiana	93	1/31/70
100	Wisconsin	76	2/17/73
100	Bradley	96	12/8/75
100	Kansas	81	11/28/87
100	Iowa State	102 (OT)	12/19/87
100	Miss. Valley State	69	12/1/92
100	Colorado	85	12/28/95

### Opponents 100 Point Games (6-46)

Minnesota 102, Iowa 81	2/25/57
Illinois 103, Iowa 97	1/12/59
Michigan State 107, Iowa 82	2/15/64
Michigan State 107, Iowa 89	2/22/64
Michigan 103, Iowa 88	2/28/66
Illinois 106, Iowa 90	3/5/66
Cincinnati 114, Iowa 105	12/18/69
Wisconsin 100, Iowa 119	2/10/70
Purdue 107, Iowa 108	2/28/70
Northwestern 101, Iowa 115	3/7/70
Jacksonville 104, Iowa 103	3/12/70
Notre Dame 106, Iowa 121	3/14/70
Indiana 104, Iowa 88	3/6/71
Purdue 110, Iowa 84	3/13/71
UCLA 106, Iowa 72	12/4/71
Michigan State 100, Iowa 91	2/12/72
Kansas State 105, Iowa 67	12/11/73
Wisconsin 113, Iowa 87	2/9/74
Purdue 111, Iowa 112 (3OT)	2/11/74
San Jose State 105, Iowa 103 (3OT)	12/21/74
Indiana 102, Iowa 49	1/11/75
Purdue 107, Iowa 72	2/3/75
Michigan State 105, Iowa 88	1/5/76
Michigan 104, Iowa 95	1/31/76
Indiana 101, Iowa 81	2/23/76
Cal-Irvine 103, Iowa 105	12/29/86
Michigan 100, Iowa 92	1/31/87
Iowa State 102, Iowa 100 (OT)	12/19/87
Michigan 120, Iowa 103	2/3/88
Indiana 116, Iowa 89	3/12/88
Cal-Riverside 110, Iowa 92	12/25/88
Ohio State 102, Iowa 91	1/19/89
Indiana 104, Iowa 89	1/30/89
Michigan 108, Iowa 107 (2OT)	2/9/89
Michigan 119, Iowa 96	3/4/89
Illinois 118, Iowa 94	3/8/89
N.C. State 102, Iowa 96 (2OT)	3/19/89
Indiana 118, Iowa 71	2/17/90

Minnesota 102, Iowa 80	2/24/90
Illinois 118, Iowa 85	3/4/90
Michigan 127, Iowa 96	3/10/90
Illinois 105, Iowa 90	1/19/94
Minnesota 107, Iowa 96 (3OT)	3/5/94
Arkansas 101, Iowa 92	12/30/94
Illinois 104, Iowa 95 (OT)	2/11/95
Indiana 110, Iowa 79	3/12/95
Georgia 100, Iowa 93	3/11/98
North Carolina 106, Iowa 92	11/24/04
Indiana 103, Iowa 89	1/29/12
Oregon 108, Iowa 97	3/18/12
Memphis 100, Iowa 92	11/26/16
Minnesota 101, Iowa 90 (2OT)	2/8/17

### Iowa's Record By Decade

Years	Record	PCT.
1902-1910	71-41	.634
1911-1920	83-78	.516
1921-1930	86-83	.509
1931-1940	96-95	.503
1941-1950	128-63	.670
1951-1960	147-83	.639
1961-1970	143-98	.593
1971-1980	145-121	.545
1981-1990	207-103	.668
1991-2000	194-115	.628
2000-2009	171-130	.568
2010-	142-118	.546
<b>Totals</b>	<b>1,613-1,129</b>	<b>.588</b>

### TOP SCORING AVERAGES (MINIMUM TWO YEARS)

Player, Years	Games	Average	Points	Career High
Sam Williams, 1967-68	49	24.0	1,176	39 vs. Northwestern, 1967
John Johnson, 1969-70	49	23.9	1,172	49 vs. Northwestern, 1970
Fred Brown, 1970-71	48	22.7	1,091	37 vs. Purdue, 1971
Don Nelson, 1960-62	72	21.2	1,522	39 vs. Wisconsin, 1962
Dave Gunther, 1957-59	66	18.0	1,188	37 vs. Ohio State, 1959
Luke Recker, 2001-02	53	17.5	926	31 at Missouri, 12/15/01
Charles Darling, 1950-52	63	17.4	1,094	34, twice
Bruce King, 1975-77	80	17.0	1,361	42 vs. Pittsburgh, 1977
Ronnie Lester, 1977-80	99	16.9	1,675	31, twice
Gerry Jones, 1965-67	64	16.2	1,039	32 vs. Minnesota, 1966
Adam Haluska, 2005-07	98	16.1	1,578	36 vs. Georgia State, 12/20/06
Dan Frost, 1975-76	49	16.1	790	29 vs. Bradley, 1976
Bill Logan, 1954-56	74	16.1	1,188	36 vs. Temple, 1956
Glenn Vidnovic, 1968-70	59	16.1	949	31 vs. Indiana, 1970
Kevin Kunnert, 1971-73	72	15.9	1,145	34 vs. Indiana, 1972
Roy Marble, 1986-89	134	15.8	2,116	37 vs. Illinois, 1989
Chad Calabria, 1968-70	74	15.8	1,168	31 vs. Notre Dame, 1970
Andre Woolridge, 1995-97	97	15.7	1,526	34 vs. Northwestern, 1997
Reggie Evans, 2001-02	69	15.3	1,054	30, twice
Acie Earl, 1990-93	116	15.3	1,779	36 vs. Wisconsin, 1993
George Peeples, 1964-66	68	15.1	1,025	32 vs. Purdue, 1965





## IOWA'S NCAA TOURNAMENT RECORDS

### Individual

Points	36, Bill Logan vs. Temple, 3/22/56
FG	15, Chad Calabria vs. Notre Dame, 3/14/70
FGA	31, John Johnson vs. Notre Dame, 3/14/70
3pt. FG	6, Dean Oliver vs. Kentucky, 3/17/01 6, B.J. Armstrong vs. Rutgers, 3/17/89
3pt. FGA	9, Adam Haluska vs. Northwestern St., 3/17/06 9, Dean Oliver vs. Kentucky, 3/17/01 9, Kent McCausland vs. Arkansas, 3/13/99 9, B.J. Armstrong vs. Rutgers, 3/17/89
FT	16, B.J. Armstrong vs. Florida State, 3/18/88
FTA	20, B.J. Armstrong vs. Florida State, 3/18/88
Rebounds	18, Bill Schoof vs. Temple, 3/22/56
Assists	10, Andre Woolridge vs. Virginia, 3/13/97 10, B.J. Armstrong vs. Oklahoma, 3/20/87
Blocks	8, Acie Earl vs. Duke, 3/21/92
Steals	5, Chris Street vs. East Tennessee St., 3/14/91 5, Steve Carfino vs. Utah State, 3/17/83

### Team

Points	121 vs. Notre Dame, 3/14/70
Pts/Half	75 vs. Notre Dame, 3/14/70
FG	52 vs. Notre Dame, 3/14/70
FGA	100 vs. Morehead State, 3/16/56
FG%	63.5% vs. Rutgers (33 of 52), 3/17/89
3pt. FG	12 vs. Alabama-Birmingham, 3/11/99
3pt. FGA	23 vs. Alabama-Birmingham, 3/11/99
3pt. FG%	70% vs. East Tennessee St. (7-of-10), 3/14/91
FT	35 vs. Morehead State, 3/16/56
FTA	52 vs. Morehead State, 3/16/56
FT%	95.2% vs. N.C. State (20-of-21), 3/19/89
Rebounds	60 vs. Morehead State, 3/16/56
Assists	25 vs. Virginia Commonwealth, 3/6/80
Blocks	10 vs. Duke, 3/21/92
Steals	13 vs. Santa Clara, 3/13/87

## IOWA'S NIT RECORDS

(Includes preseason and postseason NIT)

### Individual

Points	31, Roy Devyn Marble at Oregon, 3/18/12
FG	11, Ryan Bowen vs. Georgia, 3/11/98
FGA	21, Ricky Davis vs. Georgia, 3/11/98
3pt. FG	<b>7, Jordan Bohannon vs. TCU, 3/19/17</b> 7, Roy Devyn Marble at Oregon, 3/18/12
3pt. FGA	13, Chris Kingsbury vs. Ohio Univ., 3/21/95
FT	13, Chauncey Leslie vs. Georgia Tech, 3/24/03
FTA	15, Chauncey Leslie vs. Georgia Tech, 3/24/03
Rebounds	13, Aaron White vs. Indiana State, 3/20/13
Assists	<b>13, Jordan Bohannon vs. TCU, 3/19/17</b>
Blocks	4, Ryan Bowen vs. Penn State, 3/23/95
Steals	5, Jim Bartels vs. DePaul, 3/15/95

### Team

Points	97 at Oregon, 3/18/12
Pts/Half	51 at Oregon, 3/18/12
FG	37 at Oregon, 3/18/12
FGA	74 vs. Georgia, 3/11/98
FG%	56.9% vs. Dayton, 3/13/12
3pt. FG	16 vs. TCU, 3/19/17
3pt. FGA	30 vs. TCU, 3/19/17
3pt. FG%	53.3% vs. TCU, 3/19/17
FT	24 vs. Georgia Tech, 3/24/03
FTA	31 vs. Georgia Tech, 3/24/03
FT%	100.0% at Virginia, 3/27/13
Rebounds	42 vs. Indiana State, 3/20/13
Assists	26 vs. TCU, 3/19/17
Blocks	8 vs. Penn State, 3/23/95
Steals	17 vs. Georgia, 3/11/98

## IOWA'S BIG TEN TOURNAMENT RECORDS

### Individual

Points	30, Reggie Evans vs. Penn State, 3/10/01 30, Dean Oliver vs. Michigan State, 3/10/00 30, Kyle Galloway vs. Minnesota, 3/9/00
FG	11, Dean Oliver vs. Michigan State, 3/10/00
FGA	18, Roy Devyn Marble vs. Northwestern, 3/13/14 18, Pierre Pierce vs. Michigan, 3/12/04
3pt. FG	<b>6, Jordan Bohannon vs. Indiana, 3/9/17</b> 6, Jeff Horner vs. Minnesota, 3/10/06
3pt. FGA	<b>11, Jordan Bohannon vs. Indiana, 3/9/17</b> 11, Jeff Horner vs. Michigan State, 3/11/05 11, Brody Boyd vs. Ohio State, 3/13/03
FT	12, Reggie Evans vs. Penn State, 3/10/01
FTA	17, Cyrus Tate vs. Michigan, 3/13/08 17, Reggie Evans vs. Penn State, 3/12/04
Rebounds	18, Reggie Evans vs. Purdue, 3/7/02 18, Reggie Evans vs. Penn State, 3/10/01
Assists	<b>10, Jordan Bohannon vs. Indiana, 3/9/17</b> 10, Jeff Horner vs. Ohio State, 3/12/06
Blocks	5, Gabriel Olaseni vs. Penn State, 3/12/15 5, Melsahn Basabe vs. Northwestern, 3/14/13 5, Kurt Looby vs. Purdue, 3/9/07
Steals	<b>5, Isaiah Moss vs. Indiana, 3/9/17</b> 5, Jeff Horner vs. Minnesota, 3/10/06 5, Luke Recker vs. Wisconsin, 3/8/02

### Team

Points	94 vs. Penn State, 3/10/01
Pts/Half	53 vs. Ohio State, 3/9/01
FG	31 vs. Purdue, 3/7/02
FGA	65 vs. Indiana, 3/9/17
FG%	.574 (31-54) vs. Purdue, 3/7/02
3pt. FG	10 vs. Michigan State, 3/9/12
3pt. FGA	26 vs. Indiana, 3/9/17
3pt. FG%	.563 (9-16) vs. Minnesota, 3/9/00
FT	36 vs. Penn State, 3/10/01
FTA	48 vs. Penn State, 3/10/01
FT%	.917 (11-12) vs. Michigan State, 3/15/13
Rebounds	48 vs. Northwestern, 3/14/13
Assists	21 vs. Purdue, 3/10/05
Blocks	9 vs. Purdue, 3/9/07
Steals	13 vs. Wisconsin, 3/8/02

Note: Players listed in boldface are current players.



(Iowa best in parentheses if not the record)

**Individual**

Points	45 by Brian Quinnett, Washington State, 12/5/86 (36 by Adam Haluska vs. Georgia State, 12/20/06) (36 by Rob Griffin vs. Penn State, 3/4/00)
FG	16 by Brian Quinnett, Washington State, 12/5/86 (15 by Roy Marble vs. Michigan, 2/9/89) (15 by Greg Stokes vs. George Mason, 12/1/84)
FGA	28 by Greg Stokes vs. Ohio State, 2/28/85
FG%	100.0 by Greg Stokes (11-11) vs. Georgia State, 12/12/84
3pt. FG	9 by Chris Kingsbury vs. Long Island, 12/17/94 9 by Rod Parker, Chicago State, 12/18/90
3pt. FGA	19 by Chris Kingsbury vs. Long Island, 12/17/94
3pt. FG%	100.0 by Jeff Horner (6-6) vs. Penn State, 1/31/04 100.0 by Val Barnes (5-5) vs. Centenary, 1/4/92 100.0 by Everette Stephens (5-5), Purdue, 2/22/87
FT	22 by Peter Jok (22-23), Indiana, 2/21/17
FTA	23 by Peter Jok (22-23), Indiana, 2/21/17
FT%	100% by Peter Jok (12-12) vs. Omaha, 12/3/16 100% by Luke Recker (12-12) vs. Kansas State, 12/22/01 100% by Val Barnes (12-12) vs. Ohio State, 2/18/92 100% by Roy Marble (12-12) vs. UNI, 12/6/88 100% by Luke Recker (11-11) vs. Minnesota, 2/9/02 100% by Aaron White (10-10) vs. Northwestern, 1/9/14 100% (10-10) by Jermain Davis vs. TX-San Antonio, 11/17/08 100% by Tyler Smith (10-10) vs. Indiana, 2/3/07 100% by Troy Taylor (10-10), Ohio State, 1/27/83
Rebounds	23 by Greg Brunner vs. Minnesota, 1/18/06
Assists	17 by Chris Nikchevich, Loyola-Marymount, 12/5/86 (15 by B.J. Armstrong vs. Minnesota, 2/18/89)
Blocks	9 by Acie Earl vs. Wisconsin, 1/29/92
Steals	9 by Kenyon Murray vs. Ohio State, 2/18/95 9 by Acie Earl vs. Texas Southern, 12/28/92

**Team**

Points	126 vs. Morgan State, 11/25/94
Pts/Half	80 vs. Michigan (includes 24 pts in 2 OT), 2/9/89 70 vs. Morgan State, 11/25/94
Two Teams	215, Michigan (108) vs. Iowa (107) in 2OT, 2/9/89 212, Iowa (124) vs. UC-Irvine (88), 2/5/87
FG	45 vs. UC-Irvine, 12/5/87
FGA	91 by Michigan, 2/9/89 (90 vs. Loyola Marymount, 12/6/86)
FG%	.675 vs. Air Force (27-of-40), 12/28/04
3pt. FG	15 vs. Northwestern, 1/3/98 15 vs. Long Island, 12/17/94
3pt. FGA	36 vs. Long Island, 12/17/94
3pt. FG%	77.7 by Wisconsin (7-of-9), 2/10/90 (75.0 vs. Northwestern (15-of-20), 1/3/98)
FT	40 vs. Wisconsin, 1/2/95
FTA	61 vs. Long Beach State, 12/4/93
FT%	100% vs. Western Illinois (20-of-20), 11/19/04
Rebounds	66 vs. East Tennessee State, 12/1/95
Assists	34 vs. George Mason, 12/1/84
Blocks	13 vs. Illinois, 3/5/13
Steals	23 vs. Northern Iowa, 12/5/95 23 vs. Northwestern, 2/22/86

**IOWA VS. ALL OPPONENTS IN CARVER-HAWKEYE ARENA**

Opponent.....	W-L	Opponent.....	W-L
Abilene Christian .....	2-0	Maryland .....	1-1
Air Force .....	1-0	McNeese State .....	1-0
Alabama State .....	1-0	Mercer .....	1-0
Alcorn State .....	1-0	Michigan .....	18-12
Arizona .....	0-1	Michigan State .....	15-15
Arizona State .....	1-0	Milwaukee .....	1-0
Arkansas-Little Rock .....	1-0	Minnesota .....	21-11
Arkansas-Pine Bluff.....	1-0	Mississippi State .....	1-0
Arkansas State .....	0-1	Mississippi Valley State.....	1-0
Army .....	1-0	Missouri.....	3-1
Austin Peay.....	1-0	Missouri-St. Louis .....	1-0
Baylor .....	1-0	Monmouth (NJ) .....	1-0
Boise State.....	1-0	Montana State.....	1-0
Boston University .....	2-0	Morehead State.....	2-0
Bowling Green .....	1-0	Morgan State .....	1-0
Brown .....	2-0	Navy .....	1-0
Bryant .....	1-0	Nebraska.....	5-1
Bucknell .....	1-0	NC Central .....	1-0
BYU .....	1-0	NC State .....	1-0
Cal-Irvine .....	1-0	North Carolina .....	1-0
Cal-Northridge .....	1-0	North Carolina A&T .....	1-0
Campbell .....	0-1	North Dakota .....	1-0
Centenary.....	3-0	North Dakota State.....	1-0
Central Arkansas.....	1-0	North Florida .....	1-0
Central Connecticut State.....	1-0	North Texas.....	1-0
Central Florida .....	1-0	Northern Colorado .....	1-0
Central Michigan .....	1-0	Northern Illinois .....	3-0
Charleston Southern.....	1-0	Northwestern .....	27-4
Chattanooga .....	1-0	Notre Dame .....	1-0
Chicago State.....	3-0	Oakland .....	1-0
Citadel .....	1-0	Ohio .....	4-0
Clemson.....	0-1	Ohio State .....	19-12
Colgate.....	3-0	Omaha .....	1-1
Colorado .....	1-0	Oregon State.....	1-0
Coppin State .....	4-0	Penn .....	1-0
Cornell .....	1-0	Penn State .....	17-3
Creighton .....	1-1	Pepperdine .....	2-0
Dartmouth.....	2-0	Prairie View A&M .....	1-0
Dayton .....	1-0	Purdue .....	18-12
Delaware .....	1-0	Rice .....	1-0
Delaware State .....	1-0	Rider .....	1-0
Detroit .....	1-0	Robert Morris .....	1-0
Drake .....	13-1	Rutgers .....	2-0
Drexel .....	1-0	Saint Louis .....	1-0
Duke .....	0-1	Savannah State .....	1-0
Duquesne .....	0-1	Seton Hall .....	0-1
East Tennessee State .....	1-0	SIU-Edwardsville .....	1-0
Eastern Illinois .....	4-0	SMU.....	1-0
Eastern Washington .....	1-0	South Alabama .....	1-0
Fairfield.....	1-0	South Carolina .....	1-0
Fairleigh Dickinson .....	1-0	South Carolina State.....	2-0
Florida Atlantic .....	1-0	South Dakota.....	2-0
Florida Gulf Coast.....	1-0	South Dakota State.....	0-1
Florida State .....	1-0	Southeast Missouri State.....	1-0
Furman .....	1-0	Southeastern Louisiana .....	1-0
Gardner-Webb.....	2-0	Southern Mississippi .....	1-0
George Mason .....	1-0	Stetson .....	1-0
Georgia .....	1-1	Stony Brook .....	1-0
Georgia State.....	2-0	Southwest Texas State .....	1-0
Georgia Tech .....	1-1	TCU .....	0-1
Gonzaga .....	1-0	Temple.....	1-0
Grambling State.....	1-0	Tennessee State.....	2-0
Green Bay .....	1-0	Tennessee Tech.....	1-0
Hampton .....	1-0	Texas A&M-Corpus Christi .....	1-0
Howard.....	1-0	Texas-Pan American.....	4-0
Idaho State .....	2-0	Texas-Rio Grande Valley.....	1-0
Illinois .....	19-12	Texas-San Antonio .....	2-1
Illinois Wesleyan .....	2-0	Texas Southern .....	5-0
Indiana.....	20-11	Texas Tech .....	1-0
Indiana State .....	1-0	Tulsa .....	1-0
Iowa State .....	12-6	UNI .....	11-1
IPFW .....	1-0	UCSB .....	1-0
Jackson State .....	1-0	UCLA .....	1-0
Kansas.....	1-0	UMBC .....	2-0
Kansas State .....	1-0	UMES.....	5-0
Kennesaw State .....	1-0	UMKC .....	1-0
Lafayette.....	1-0	UNC-Asheville.....	1-0
LaSalle .....	1-0	UNC-Greensboro .....	1-0
Lehigh .....	2-0	UNC-Wilmington .....	1-0
Liberty .....	1-0	Valparaiso .....	2-0
Long Beach State.....	1-0	Virginia Tech .....	0-1
Long Island .....	2-0	Wake Forest .....	0-1
Longwood.....	1-0	Weber State.....	1-0
Louisiana Monroe.....	1-1	Western Carolina.....	2-0
Louisiana Tech.....	3-0	Western Illinois.....	5-0
Loyola Marymount .....	1-0	Wisconsin .....	17-13
LSU.....	0-1	<b>Totals (.764).....</b>	<b>435-134</b>

**No. 1 ROY MARBLE - - 2,116 (1986, 87, 88, 89)**

Year	GP	FG-FGA	FG%	FT-FTA	FT%	Reb	Avg	Ast	Blk	Stl	Pts	Avg
1986	32	157-300	.523	85-118	.732	157	4.9	48	2	38	399	11.5
1987	35	199-357	.557	118-173	.682	178	5.1	97	8	35	520	14.9
1988	34	190-343	.544	141-190	.742	147	4.3	67	2	59	522	15.4
1989	33	241-459	.525	172-226	.761	186	5.6	69	2	47	675	20.5
<b>Totals</b>	<b>134</b>	<b>*787-1,459</b>	<b>.539</b>	<b>516-707</b>	<b>.729</b>	<b>668</b>	<b>4.9</b>	<b>281</b>	<b>14</b>	<b>179</b>	<b>2,116</b>	<b>15.8</b>

\* - - includes 26 three-point FGs

**No. 2 AARON WHITE - - 1,859 (2012, 13, 14, 15)**

Year	GP	FG-FGA	FG%	FT-FTA	FT%	Reb	Avg	Ast	Blk	Stl	Pts	Avg
2012	35	134-270	.504	100-143	.699	199	5.7	31	23	31	389	11.1
2013	38	140-299	.468	193-258	.748	234	6.2	51	27	41	488	12.8
2014	33	143-245	.584	130-161	.807	220	6.7	60	19	32	424	12.8
2015	34	171-328	.521	195-238	.356	248	7.3	48	16	45	558	16.4
<b>Totals</b>	<b>140</b>	<b>*590-1,142</b>	<b>.517</b>	<b>618-800</b>	<b>.773</b>	<b>901</b>	<b>6.4</b>	<b>190</b>	<b>85</b>	<b>149</b>	<b>1,859</b>	<b>13.3</b>

\* - - includes 61 three-point FGs

**No. 3 ACIE EARL - - 1,779 (1990, 91, 92, 93)**

Year	GP	FG-FGA	FG%	FT-FTA	FT%	Reb	Avg	Ast	Blk	Stl	Pts	Avg
1990	22	48-109	.440	34-46	.739	78	3.6	24	50	11	131	6.0
1991	32	179-356	.503	161-242	.665	136	6.7	48	106	29	520	16.3
1992	30	212-398	.533	162-243	.667	234	7.8	27	121	30	586	19.5
1993	32	203-402	.505	136-194	.701	286	8.9	40	88	41	542	16.9
<b>Totals</b>	<b>116</b>	<b>*642-1,265</b>	<b>.508</b>	<b>493-725</b>	<b>.680</b>	<b>811</b>	<b>6.9</b>	<b>139</b>	<b>365</b>	<b>111</b>	<b>1,779</b>	<b>15.3</b>

\* - - includes two three-point FGs

**No. 4 GREG STOKES - - 1,768 (1982, 83, 84, 85)**

Year	GP	FG-FGA	FG%	FT-FTA	FT%	Reb	Avg	Ast	Blk	Stl	Pts	Avg
1982	29	61-128	.477	43-77	.558	123	4.2	12	30	11	165	5.7
1983	31	219-403	.543	110-173	.636	223	7.2	44	78	26	548	17.7
1984	28	163-284	.574	91-134	.679	193	6.9	25	58	25	417	14.9
1985	32	262-479	.547	114-170	.671	268	8.4	47	62	48	638	19.9
<b>Totals</b>	<b>120</b>	<b>705-1,294</b>	<b>.545</b>	<b>358-554</b>	<b>.646</b>	<b>807</b>	<b>6.7</b>	<b>128</b>	<b>228</b>	<b>110</b>	<b>1,768</b>	<b>14.7</b>

**No. 5 B.J. ARMSTRONG - - 1,705 (1986, 87, 88, 89)**

Year	GP	FG-FGA	FG%	FT-FTA	FT%	Reb	Avg	Ast	Blk	Stl	Pts	Avg
1986	29	32-66	.485	19-21	.905	16	0.6	41	0	8	83	2.9
1987	35	153-295	.519	100-126	.794	89	2.5	148	1	50	434	12.4
1988	34	203-421	.482	124-146	.849	74	2.2	155	1	58	592	17.4
1989	32	195-403	.484	160-192	.822	79	2.5	173	6	55	596	18.6
<b>Totals</b>	<b>130</b>	<b>*583-1,185</b>	<b>.492</b>	<b>403-485</b>	<b>.831</b>	<b>258</b>	<b>1.9</b>	<b>517</b>	<b>8</b>	<b>171</b>	<b>1,705</b>	<b>13.1</b>

\* - - includes 136 three-point field goals

**No. 6 ROY DEVYN MARBLE - - 1,694 (2011, 12, 13, 14)**

Year	GP	FG-FGA	FG%	FT-FTA	FT%	Reb	Avg	Ast	Blk	Stl	Pts	Avg
2011	31	66-174	.379	35-66	.530	74	2.4	41	2	21	178	5.7
2012	35	139-319	.436	102-141	.723	133	3.8	126	14	53	402	11.5
2013	37	176-430	.409	153-189	.810	147	4.0	112	10	42	554	15.0
2014	33	183-436	.420	142-199	.714	106	3.2	118	7	60	550	17.0
<b>Totals</b>	<b>136</b>	<b>*564-1,359</b>	<b>.415</b>	<b>432-595</b>	<b>.726</b>	<b>460</b>	<b>3.4</b>	<b>397</b>	<b>33</b>	<b>176</b>	<b>1,694</b>	<b>12.5</b>

\* - - includes 134 three-point FGs

**No. 7 RONNIE LESTER - - 1,675 (1977, 78, 79, 80)**

Year	GP	FG-FGA	FG%	FT-FTA	FT%	Reb	Avg	Ast	Blk	Stl	Pts	Avg
1977	27	140-312	.437	83-119	.697	66	2.4	98	N/A	N/A	363	13.4
1978	27	202-423	.478	132-177	.746	68	2.5	163	N/A	N/A	536	19.9
1979	28	194-401	.484	136-161	.845	63	2.3	147	N/A	N/A	524	18.7
1980	17	86-185	.465	80-100	.800	29	1.7	72	N/A	N/A	252	14.8
<b>Totals</b>	<b>99</b>	<b>622-1,321</b>	<b>.471</b>	<b>431-557</b>	<b>.774</b>	<b>226</b>	<b>2.3</b>	<b>480</b>	<b>N/A</b>	<b>N/A</b>	<b>1,675</b>	<b>16.9</b>

**No. 8 MATT GATENS -- 1,635 (2009, 10, 11, 12)**

Year	GP	FG-FGA	FG%	FT-FTA	FT%	Reb	Avg	Ast	Blk	Stl	Pts	Avg
2009	32	109-258	.422	75-83	.904	121	3.8	71	10	26	345	10.8
2010	32	125-338	.370	84-101	.832	138	4.3	105	3	29	392	12.3
2011	29	118-299	.395	76-87	.874	71	2.4	53	3	38	366	12.6
2012	35	173-369	.469	111-130	.854	125	3.6	69	6	48	532	15.2
<b>Totals</b>	<b>128</b>	<b>525-1,264</b>	<b>.415</b>	<b>346-401</b>	<b>.863</b>	<b>455</b>	<b>3.6</b>	<b>298</b>	<b>22</b>	<b>141</b>	<b>1,635</b>	<b>12.8</b>

\* -- includes 238 three-point field goals

**No. 9 JESS SETTLES -- 1,611 (1994, 95, 96, 97, 99)**

Year	GP	FG-FGA	FG%	FT-FTA	FT%	Reb	Avg	Ast	Blk	Stl	Pts	Avg
1994	27	156-272	.574	86-109	.789	203	7.5	61	3	40	414	15.3
1995	26	138-294	.469	97-121	.802	162	6.2	53	4	41	405	15.6
1996	32	179-375	.477	86-116	.741	239	7.5	99	8	48	484	15.1
1997	3	10-20	.500	13-14	.929	10	3.3	6	1	3	34	11.3
1999	28	98-225	.436	54-69	.783	133	4.8	76	4	22	274	9.8
<b>Totals</b>	<b>116</b>	<b>*581-1,186</b>	<b>.490</b>	<b>336-429</b>	<b>.783</b>	<b>747</b>	<b>6.4</b>	<b>295</b>	<b>20</b>	<b>154</b>	<b>1,611</b>	<b>13.9</b>

\* -- includes 113 three-point FGs

**No. 10 ADAM HALUSKA -- 1,578 (2005, 06, 07)**

Year	GP	FG-FGA	FG%	FT-FTA	FT%	Reb	Avg	Ast	Blk	Stl	Pts	Avg
2005	33	152-318	.478	105-130	.808	131	4.0	52	9	35	467	14.2
2006	34	149-357	.417	112-132	.848	159	4.7	78	6	36	474	13.9
2007	31	190-466	.408	167-192	.870	144	4.6	80	8	42	637	20.5
<b>Totals</b>	<b>98</b>	<b>491-1,141</b>	<b>.430</b>	<b>384-454</b>	<b>.846</b>	<b>434</b>	<b>4.4</b>	<b>210</b>	<b>23</b>	<b>113</b>	<b>1,578</b>	<b>16.1</b>

\* -- includes 212 three-point FGs

**No. 11 DEAN OLIVER -- 1,561 (1998, 99, 00, 01)**

Year	GP	FG-FGA	FG%	FT-FTA	FT%	Reb	Avg	Ast	Blk	Stl	Pts	Avg
1998	31	79-211	.374	96-126	.762	78	2.5	131	1	42	274	8.8
1999	30	105-262	.401	111-155	.716	106	3.5	136	2	51	357	11.9
2000	30	125-339	.369	118-154	.766	87	2.9	126	4	62	408	13.6
2001	35	157-401	.392	143-186	.769	98	2.8	168	5	50	522	14.9
<b>Career</b>	<b>126</b>	<b>*466-1,213</b>	<b>.384</b>	<b>468-621</b>	<b>.751</b>	<b>369</b>	<b>2.9</b>	<b>561</b>	<b>12</b>	<b>205</b>	<b>1,561</b>	<b>12.4</b>

\* -- includes 161 three-point FGs

**No. 12 ANDRE WOOLRIDGE -- 1,525 (1995, 96, 97)**

Year	GP	FG-FGA	FG%	FT-FTA	FT%	Reb	Avg	Ast	Blk	Stl	Pts	Avg
1995	33	153-320	.478	131-171	.766	82	2.5	190	5	42	461	14.0
1996	32	150-320	.469	97-132	.735	103	3.2	193	6	36	419	13.1
1997	32	216-472	.458	155-207	.749	87	2.7	192	8	45	645	20.2
<b>Totals</b>	<b>97</b>	<b>*519-1,112</b>	<b>.467</b>	<b>383-510</b>	<b>.751</b>	<b>272</b>	<b>2.8</b>	<b>575</b>	<b>19</b>	<b>123</b>	<b>1,525</b>	<b>15.7</b>

\* -- includes 104 three-point FGs

**No. 13 DON NELSON -- 1,522 (1960, 61, 62)**

Year	GP	FG-FGA	FG%	FT-FTA	FT%	Reb	Avg	Ast	Blk	Stl	Pts	Avg
1960	24	140-320	.437	100-155	.645	241	10.0	N/A	N/A	N/A	380	15.8
1961	24	197-377	.522	176-268	.656	258	10.8	N/A	N/A	N/A	570	23.7
1962	24	193-348	.554	186-264	.704	285	11.9	N/A	N/A	N/A	571	23.8
<b>Totals</b>	<b>72</b>	<b>530-1,045</b>	<b>.507</b>	<b>462-687</b>	<b>.672</b>	<b>784</b>	<b>10.9</b>	<b>N/A</b>	<b>N/A</b>	<b>N/A</b>	<b>1,522</b>	<b>21.2</b>

**No. 14 GREG BRUNNER -- 1,516 (2003, 04, 05, 06)**

Year	GP	FG-FGA	FG%	FT-FTA	FT%	Reb	Avg	Ast	Blk	Stl	Pts	Avg
2003	31	91-173	.526	45-77	.584	162	5.2	46	20	23	234	7.5
2004	29	123-224	.549	64-115	.557	239	8.2	24	32	9	316	10.9
2005	33	175-342	.512	118-171	.690	275	8.3	62	32	9	485	14.7
2006	34	164-361	.454	141-203	.695	314	9.2	60	20	33	481	14.1
<b>Totals</b>	<b>127</b>	<b>553-1,100</b>	<b>.503</b>	<b>368-566</b>	<b>.650</b>	<b>990</b>	<b>7.8</b>	<b>192</b>	<b>104</b>	<b>74</b>	<b>1,516</b>	<b>11.9</b>

\* -- includes 42 three-point FGs

**No. 15 PETER JOK -- 1,508 (2014, 15, 16, 17)**

Year	GP	FG-FGA	FG%	FT-FTA	FT%	Reb	Avg	Ast	Blk	Stl	Pts	Avg
2014	27	38-95	.400	27-34	.794	25	0.9	19	3	9	119	4.4
2015	34	83-232	.358	37-41	.902	88	2.6	44	4	19	239	7.0
2016	32	171-397	.431	92-108	.852	112	3.5	46	1	40	514	16.1
2017	32	199-467	.426	154-169	.911	176	5.5	84	3	34	636	19.9
<b>Totals</b>	<b>125</b>	<b>491-1,191</b>	<b>.412</b>	<b>310-352</b>	<b>.881</b>	<b>401</b>	<b>3.2</b>	<b>193</b>	<b>11</b>	<b>102</b>	<b>1,508</b>	<b>12.1</b>

\* -- includes 216 three-point FGs

**No. 16 JEFF HORNER -- 1,502 (2003, 04, 05, 06)**

Year	GP	FG-FGA	FG%	FT-FTA	FT%	Reb	Avg	Ast	Blk	Stl	Pts	Avg
2003	31	79-238	.332	56-73	.767	137	4.4	140	5	40	255	8.2
2004	29	107-243	.440	98-114	.860	155	5.3	123	1	38	377	13.0
2005	33	146-359	.407	85-108	.787	148	4.5	180	6	47	463	14.0
2006	30	126-331	.381	85-114	.746	123	4.1	169	3	41	407	13.6
<b>Totals</b>	<b>123</b>	<b>458-1,171</b>	<b>.391</b>	<b>324-409</b>	<b>.792</b>	<b>563</b>	<b>4.6</b>	<b>612</b>	<b>15</b>	<b>166</b>	<b>1,502</b>	<b>12.2</b>

\* - includes 262 three-point FGs

**No. 17 ED HORTON -- 1,372 (1986, 87, 88, 89)**

Year	GP	FG-FGA	FG%	FT-FTA	FT%	Reb	Avg	Ast	Blk	Stl	Pts	Avg
1986	29	44-104	.423	22-48	.458	116	4.0	13	7	13	110	3.8
1987	35	106-228	.465	61-104	.587	197	5.6	52	13	15	273	7.8
1988	34	160-301	.532	65-117	.556	213	6.3	61	6	23	385	11.3
1989	33	250-453	.552	103-181	.569	350	10.6	65	13	26	604	18.3
<b>Totals</b>	<b>131</b>	<b>*560-1,086</b>	<b>.516</b>	<b>251-450</b>	<b>.558</b>	<b>876</b>	<b>6.7</b>	<b>191</b>	<b>39</b>	<b>77</b>	<b>1,372</b>	<b>10.5</b>

\* - includes one three-point FG

**No. 18 BRUCE KING -- 1,361 (1975, 76, 77)**

Year	GP	FG-FGA	FG%	FT-FTA	FT%	Reb	Avg	Ast	Blk	Stl	Pts	Avg
1975	26	134-299	.448	30-41	.732	228	8.8	6	N/A	N/A	298	11.5
1976	29	241-477	.505	57-71	.803	292	10.0	32	N/A	N/A	539	18.6
1977	25	198-419	.473	128-170	.753	332	13.3	19	N/A	N/A	524	21.0
<b>Totals</b>	<b>80</b>	<b>573-1,195</b>	<b>.479</b>	<b>215-282</b>	<b>.762</b>	<b>852</b>	<b>10.7</b>	<b>57</b>	<b>N/A</b>	<b>N/A</b>	<b>1,361</b>	<b>17.0</b>

**No. 19 JAMES MOSES -- 1,343 (1989, 90, 91, 92)**

Year	GP	FG-FGA	FG%	FT-FTA	FT%	Reb	Avg	Ast	Blk	Stl	Pts	Avg
1989	33	68-194	.351	20-34	.588	63	1.9	22	1	16	177	5.4
1990	28	120-337	.356	102-143	.713	80	2.9	45	5	43	365	13.0
1991	32	144-309	.466	62-90	.689	101	3.2	42	2	33	384	12.0
1992	30	148-365	.406	90-109	.826	105	3.5	52	0	47	417	13.9
<b>Totals</b>	<b>123</b>	<b>*480-1,205</b>	<b>.398</b>	<b>274-376</b>	<b>.729</b>	<b>349</b>	<b>2.8</b>	<b>161</b>	<b>8</b>	<b>139</b>	<b>1,343</b>	<b>10.9</b>

\* - includes 109 three-point FGs

**No. 20 JARROD UTHOFF -- 1,298 (2014, 15, 16)**

Year	GP	FG-FGA	FG%	FT-FTA	FT%	Reb	Avg	Ast	Blk	Stl	Pts	Avg
2014	33	84-168	.500	67-82	.817	152	4.6	26	35	11	252	7.6
2015	34	156-363	.430	56-76	.737	218	6.4	59	56	38	422	12.4
2016	33	218-487	.448	122-150	.813	209	6.3	36	86	32	624	18.9
<b>Totals</b>	<b>100</b>	<b>458-1,018</b>	<b>.450</b>	<b>245-308</b>	<b>.795</b>	<b>579</b>	<b>5.8</b>	<b>121</b>	<b>177</b>	<b>81</b>	<b>1,298</b>	<b>13.0</b>

\* - includes 137 three-point FGs

**No. 21 JEFF MOE -- 1,248 (1985, 86, 87, 88)**

Year	GP	FG-FGA	FG%	FT-FTA	FT%	Reb	Avg	Ast	Blk	Stl	Pts	Avg
1985	30	91-205	.444	49-63	.778	43	1.4	80	0	31	231	7.7
1986	32	84-158	.532	23-29	.793	11	0.3	60	1	13	191	6.0
1987	35	135-289	.467	59-77	.766	75	2.1	43	0	24	389	11.1
1988	34	135-275	.491	96-122	.787	72	2.1	55	1	28	437	12.9
<b>Totals</b>	<b>131</b>	<b>*445-927</b>	<b>.480</b>	<b>227-291</b>	<b>.780</b>	<b>201</b>	<b>1.5</b>	<b>238</b>	<b>2</b>	<b>96</b>	<b>1,248</b>	<b>9.5</b>

\* - includes 131 three-point FGs

**No. 22 KENYON MURRAY -- 1,230 (1993, 94, 95, 96)**

Year	GP	FG-FGA	FG%	FT-FTA	FT%	Reb	Avg	Ast	Blk	Stl	Pts	Avg
1993	32	77-182	.423	55-95	.579	130	4.1	35	23	45	215	6.7
1994	27	122-297	.411	77-137	.562	157	5.8	55	19	56	333	12.3
1995	33	141-307	.459	71-120	.592	139	4.2	39	14	58	379	11.5
1996	32	129-229	.563	40-64	.625	140	4.4	57	7	41	303	9.5
<b>Totals</b>	<b>124</b>	<b>*469-1015</b>	<b>.462</b>	<b>243-416</b>	<b>.584</b>	<b>566</b>	<b>4.6</b>	<b>186</b>	<b>63</b>	<b>200</b>	<b>1,230</b>	<b>9.9</b>

\* - includes 49 three-point FGs

**No. 23 KEVIN BOYLE -- 1,189 (1979, 80, 81, 82)**

Year	GP	FG-FGA	FG%	FT-FTA	FT%	Reb	Avg	Ast	Blk	Stl	Pts	Avg
1979	28	131-289	.453	72-96	.750	186	6.6	45	N/A	N/A	334	11.9
1980	33	163-318	.513	62-88	.705	205	6.2	101	2	58	388	11.8
1981	28	110-218	.505	58-71	.817	151	5.4	88	1	38	278	9.9
1982	29	78-166	.470	33-63	.529	132	4.6	101	2	38	189	6.5
<b>Totals</b>	<b>118</b>	<b>482-991</b>	<b>.486</b>	<b>225-318</b>	<b>.708</b>	<b>674</b>	<b>5.7</b>	<b>335</b>	<b>N/A</b>	<b>N/A</b>	<b>1,189</b>	<b>10.1</b>

**No. 24 (tie) DAVE GUNTHER -- 1,188 (1957, 58, 59)**

Year	GP	FG-FGA	FG%	FT-FTA	FT%	Reb	Avg	Ast	Blk	Stl	Pts	Avg
1957	22	92-268	.343	87-127	.685	197	9.0	N/A	N/A	N/A	271	12.3
1958	22	169-377	.448	97-141	.688	225	10.2	N/A	N/A	N/A	435	19.8
1959	22	180-433	.415	122-167	.730	268	12.2	N/A	N/A	N/A	482	21.9
<b>Total</b>	<b>66</b>	<b>441-1078</b>	<b>.409</b>	<b>306-435</b>	<b>.703</b>	<b>690</b>	<b>10.5</b>	<b>N/A</b>	<b>N/A</b>	<b>N/A</b>	<b>1,188</b>	<b>18.0</b>

**No. 24 (tie) BILL LOGAN -- 1,188 (1954, 55, 56)**

Year	GP	FG-FGA	FG%	FT-FTA	FT%	Reb	Avg	Ast	Blk	Stl	Pts	Avg
1954	22	116-299	.387	83-126	.659	-	-	N/A	N/A	N/A	315	14.3
1955	26	155-387	.400	103-157	.657	285	11.0	N/A	N/A	N/A	413	15.9
1956	26	175-420	.440	110-179	.615	268	10.3	N/A	N/A	N/A	460	17.7
<b>Totals</b>	<b>74</b>	<b>446-1105</b>	<b>.403</b>	<b>296-462</b>	<b>.641</b>	<b>553</b>	<b>10.6</b>	<b>N/A</b>	<b>N/A</b>	<b>N/A</b>	<b>1,188</b>	<b>16.1</b>

**No. 26 VAL BARNES -- 1,181 (1991, 92, 93)**

Year	GP	FG-FGA	FG%	FT-FTA	FT%	Reb	Avg	Ast	Blk	Stl	Pts	Avg
1991	32	133-336	.396	64-87	.736	79	2.5	59	1	38	368	11.5
1992	30	116-267	.435	81-94	.862	100	3.3	68	1	38	344	11.5
1993	32	173-392	.441	81-106	.764	103	3.2	68	2	43	469	14.7
<b>Totals</b>	<b>94</b>	<b>*422-995</b>	<b>.424</b>	<b>226-287</b>	<b>.787</b>	<b>282</b>	<b>3.0</b>	<b>195</b>	<b>4</b>	<b>119</b>	<b>1,181</b>	<b>12.6</b>

\* -- includes 111 three-point FGs

**No. 27 SAM WILLIAMS -- 1,176 (1967, 68)**

Year	GP	FG-FGA	FG%	FT-FTA	FT%	Reb	Avg	Ast	Blk	Stl	Pts	Avg
1967	24	183-387	.473	178-232	.767	225	9.4	N/A	N/A	N/A	544	22.6
1968	25	219-475	.461	194-265	.732	273	10.9	N/A	N/A	N/A	632	25.3
<b>Totals</b>	<b>49</b>	<b>402-862</b>	<b>.466</b>	<b>372-497</b>	<b>.794</b>	<b>498</b>	<b>10.2</b>	<b>N/A</b>	<b>N/A</b>	<b>N/A</b>	<b>1,176</b>	<b>24.0</b>

**No. 28 JOHN JOHNSON -- 1,172 (1969, 70)**

Year	GP	FG-FGA	FG%	FT-FTA	FT%	Reb	Avg	Ast	Blk	Stl	Pts	Avg
1969	24	174-344	.506	125-186	.627	256	10.7	N/A	N/A	N/A	473	19.7
1970	25	289-508	.569	121-161	.752	253	10.1	N/A	N/A	N/A	699	27.9
<b>Totals</b>	<b>49</b>	<b>463-852</b>	<b>.543</b>	<b>246-347</b>	<b>.709</b>	<b>509</b>	<b>10.4</b>	<b>N/A</b>	<b>N/A</b>	<b>N/A</b>	<b>1,172</b>	<b>23.9</b>

**No. 29 CHAD CALABRIA -- 1,168 (1968, 69, 70)**

Year	GP	FG-FGA	FG%	FT-FTA	FT%	Reb	Avg	Ast	Blk	Stl	Pts	Avg
1968	25	138-324	.425	72-108	.667	115	4.6	N/A	N/A	N/A	348	13.9
1969	24	125-283	.442	91-117	.778	99	4.1	N/A	N/A	N/A	341	14.2
1970	25	181-330	.548	117-146	.801	139	5.6	N/A	N/A	N/A	479	19.1
<b>Totals</b>	<b>74</b>	<b>444-937</b>	<b>.474</b>	<b>280-371</b>	<b>.755</b>	<b>353</b>	<b>4.8</b>	<b>N/A</b>	<b>N/A</b>	<b>N/A</b>	<b>1,169</b>	<b>15.8</b>

**No. 30 (tie) KEVIN KUNNERT -- 1,145 (1971, 72, 73)**

Year	GP	FG-FGA	FG%	FT-FTA	FT%	Reb	Avg	Ast	Blk	Stl	Pts	Avg
1971	24	106-220	.482	37-53	.698	227	9.5	N/A	N/A	N/A	249	10.4
1972	24	180-349	.516	76-122	.623	353	14.7	N/A	N/A	N/A	436	18.2
1973	24	198-363	.545	64-92	.696	334	13.9	N/A	N/A	N/A	460	19.2
<b>Totals</b>	<b>72</b>	<b>484-932</b>	<b>.519</b>	<b>177-267</b>	<b>.663</b>	<b>914</b>	<b>12.7</b>	<b>N/A</b>	<b>N/A</b>	<b>N/A</b>	<b>1,145</b>	<b>15.9</b>

**No. 30 (tie) BOB HANSEN -- 1,145 (1980, 81, 82, 83)**

Year	GP	FG-FGA	FG%	FT-FTA	FT%	Reb	Avg	Ast	Blk	Stl	Pts	Avg
1980	33	71-167	.425	43-73	.589	67	2.0	65	7	16	185	5.6
1981	22	70-156	.449	45-53	.849	75	3.4	33	1	17	185	8.4
1982	25	117-237	.494	64-93	.699	102	4.1	50	8	28	299	12.0
1983	31	184-378	.453	98-129	.760	166	5.4	111	2	39	476	15.4
<b>Totals</b>	<b>111</b>	<b>*462-938</b>	<b>.493</b>	<b>251-348</b>	<b>.721</b>	<b>410</b>	<b>3.7</b>	<b>259</b>	<b>18</b>	<b>100</b>	<b>1,145</b>	<b>10.3</b>

\* -- includes 10 three-point FGs

**No. 32 MELSAHN BASABE -- 1,119 (2011, 12, 13, 14)**

Year	GP	FG-FGA	FG%	FT-FTA	FT%	Reb	Avg	Ast	Blk	Stl	Pts	Avg
2011	31	131-229	.572	80-112	.714	210	6.8	9	41	12	342	11.0
2012	35	109-208	.524	69-105	.657	168	4.8	11	36	18	287	8.2
2013	38	99-206	.481	61-93	.656	192	5.1	18	45	16	259	6.8
2014	32	92-164	.561	46-68	.676	182	5.7	10	26	12	231	7.2
<b>Totals</b>	<b>136</b>	<b>*431-807</b>	<b>.534</b>	<b>256-378</b>	<b>.677</b>	<b>752</b>	<b>5.5</b>	<b>48</b>	<b>148</b>	<b>58</b>	<b>1,119</b>	<b>8.2</b>

\* -- includes 1 three-point FG



**No. 33 (tie) CHRIS KINGSBURY -- 1,118 (1994, 95, 96)**

Year	GP	FG-FGA	FG%	FT-FTA	FT%	Reb	Avg	Ast	Blk	Stl	Pts	Avg
1994	27	65-195	.333	46-56	.821	71	2.6	35	2	23	220	8.2
1995	33	169-423	.400	98-122	.803	88	2.7	55	5	41	553	16.8
1996	29	99-290	.341	82-103	.796	68	2.4	54	3	16	345	11.9
<b>Totals</b>	<b>89</b>	<b>*333-908</b>	<b>.367</b>	<b>226-281</b>	<b>.804</b>	<b>227</b>	<b>2.5</b>	<b>144</b>	<b>10</b>	<b>80</b>	<b>1,118</b>	<b>12.6</b>

\* -- includes 226 three-point FGs

**No. 33 (tie) MICHAEL PAYNE -- 1,118 (1982, 83, 84, 85)**

Year	GP	FG-FGA	FG%	FT-FTA	FT%	Reb	Avg	Ast	Blk	Stl	Pts	Avg
1982	27	126-270	.467	56-81	.691	201	7.4	46	23	20	308	11.4
1983	31	118-288	.410	94-127	.744	233	7.5	48	52	34	330	10.6
1984	28	99-210	.471	62-90	.689	188	6.7	36	22	25	260	9.3
1985	31	92-203	.453	36-58	.621	235	7.6	102	23	36	220	7.1
<b>Totals</b>	<b>117</b>	<b>435-971</b>	<b>.448</b>	<b>248-356</b>	<b>.697</b>	<b>857</b>	<b>7.3</b>	<b>232</b>	<b>120</b>	<b>115</b>	<b>1,118</b>	<b>9.6</b>

**No. 35 KENNY ARNOLD -- 1,112 (1979, 80, 81, 82)**

Year	GP	FG-FGA	FG%	FT-FTA	FT%	Reb	Avg	Ast	Blk	Stl	Pts	Avg
1979	19	22-57	.386	6-16	.375	21	1.1	17	N/A	N/A	50	2.6
1980	33	171-363	.471	102-136	.750	114	3.5	142	1	38	444	13.5
1981	28	131-303	.432	65-85	.765	67	2.4	110	1	28	327	11.7
1982	29	100-237	.422	91-116	.784	59	2.0	83	1	15	291	10.0
<b>Totals</b>	<b>109</b>	<b>424-960</b>	<b>.442</b>	<b>264-353</b>	<b>.748</b>	<b>261</b>	<b>2.4</b>	<b>352</b>	<b>N/A</b>	<b>N/A</b>	<b>1,112</b>	<b>10.2</b>

**No. 36 CHARLES DARLING -- 1,094 (1950, 51, 52)**

Year	GP	FG-FGA	FG%	FT-FTA	FT%	Reb	Avg	Ast	Blk	Stl	Pts	Avg
1950	19	67-212	.316	41-65	.623	-	-	N/A	N/A	N/A	175	9.2
1951	22	139-376	.372	80-120	.667	387	17.6	N/A	N/A	N/A	358	16.3
1952	22	204-489	.417	153-218	.702	-	-	N/A	N/A	N/A	561	25.5
<b>Totals</b>	<b>63</b>	<b>410-1077</b>	<b>.381</b>	<b>274-403</b>	<b>.680</b>	<b>387</b>	<b>17.6</b>	<b>N/A</b>	<b>N/A</b>	<b>N/A</b>	<b>1,094</b>	<b>17.4</b>

**No. 37 FRED BROWN -- 1,091 (1970, 71)**

Year	GP	FG-FGA	FG%	FT-FTA	FT%	Reb	Avg	Ast	Blk	Stl	Pts	Avg
1970	24	180-360	.500	69-86	.802	91	3.8	N/A	N/A	N/A	429	17.9
1971	24	268-535	.501	126-152	.829	111	4.6	N/A	N/A	N/A	662	27.6
<b>Totals</b>	<b>48</b>	<b>448-895</b>	<b>.501</b>	<b>195-238</b>	<b>.819</b>	<b>202</b>	<b>4.2</b>	<b>N/A</b>	<b>N/A</b>	<b>N/A</b>	<b>1,091</b>	<b>22.7</b>

**No. 38 RYAN BOWEN -- 1,090 (1995, 96, 97, 98)**

Year	GP	FG-FGA	FG%	FT-FTA	FT%	Reb	Avg	Ast	Blk	Stl	Pts	Avg
1995	33	58-110	.527	35-59	.593	148	4.5	16	34	38	151	4.6
1996	27	55-91	.604	39-58	.672	121	4.5	16	20	36	149	5.5
1997	29	120-217	.553	93-135	.689	264	9.1	35	29	55	343	11.8
1998	31	164-272	.603	111-161	.689	271	8.7	48	41	79	447	14.4
<b>Totals</b>	<b>120</b>	<b>*397-690</b>	<b>.575</b>	<b>278-413</b>	<b>.673</b>	<b>804</b>	<b>6.7</b>	<b>115</b>	<b>124</b>	<b>208</b>	<b>1,090</b>	<b>9.1</b>

\* -- includes 18 three-point FGs

**No. 39 (tie) MIKE GESELL -- 1,072 (2013, 14, 15, 16)**

Year	GP	FG-FGA	FG%	FT-FTA	FT%	Reb	Avg	Ast	Blk	Stl	Pts	Avg
2013	34	106-263	.403	50-63	.794	88	2.6	89	10	40	295	8.7
2014	33	90-240	.375	49-73	.671	67	2.0	128	4	43	258	7.8
2015	34	97-238	.408	42-61	.689	66	1.9	135	5	33	252	7.4
2016	33	91-232	.392	69-93	.742	104	3.2	205	5	44	267	8.1
<b>Totals</b>	<b>134</b>	<b>384-973</b>	<b>.395</b>	<b>210-290</b>	<b>.724</b>	<b>325</b>	<b>2.4</b>	<b>557</b>	<b>24</b>	<b>160</b>	<b>1,072</b>	<b>8.0</b>

\* -- includes 94 three-point FGs

**No. 39 (tie) PIERRE PIERCE -- 1,072 (2002, 04, 05)**

Year	GP	FG-FGA	FG%	FT-FTA	FT%	Reb	Avg	Ast	Blk	Stl	Pts	Avg
2002	35	93-222	.419	57-93	.613	114	3.3	114	9	30	248	7.1
2004	29	174-364	.478	108-188	.574	164	5.7	63	4	16	468	16.1
2005	20	139-289	.481	55-104	.529	104	5.2	84	9	49	356	17.8
<b>Totals</b>	<b>84</b>	<b>406-875</b>	<b>.464</b>	<b>220-385</b>	<b>.571</b>	<b>382</b>	<b>4.5</b>	<b>261</b>	<b>22</b>	<b>95</b>	<b>1,072</b>	<b>12.8</b>

\* -- includes 40 three-point FGs

**No. 41 GLEN WORLEY -- 1,060 (2001, 02, 03, 04)**

Year	GP	FG-FGA	FG%	FT-FTA	FT%	Reb	Avg	Ast	Blk	Stl	Pts	Avg
2001	35	89-198	.449	78-108	.722	133	3.8	23	13	14	264	7.5
2002	35	85-188	.452	71-98	.724	145	4.1	34	31	18	254	7.3
2003	31	115-258	.446	93-129	.721	161	5.2	47	34	22	339	10.9
2004	25	69-167	.413	48-64	.750	113	4.5	25	8	20	203	8.1
<b>Totals</b>	<b>126</b>	<b>358-811</b>	<b>.441</b>	<b>290-399</b>	<b>.727</b>	<b>552</b>	<b>4.4</b>	<b>129</b>	<b>86</b>	<b>74</b>	<b>1,060</b>	<b>8.4</b>

\* -- includes 54 three-point FGs

**No. 42 (tie) REGGIE EVANS -- 1,054 (2001, 02)**

Year	GP	FG-FGA	FG%	FT-FTA	FT%	Reb	Avg	Ast	Blk	Stl	Pts	Avg
2001	35	155-326	.583	218-346	.630	416	11.9	55	21	31	529	15.1
2002	34	169-341	.496	187-302	.619	378	11.1	44	17	54	525	15.4
<b>Totals</b>	<b>69</b>	<b>324-667</b>	<b>.486</b>	<b>405-648</b>	<b>.625</b>	<b>794</b>	<b>11.5</b>	<b>99</b>	<b>38</b>	<b>85</b>	<b>1,054</b>	<b>15.3</b>

\* -- includes one three-point FG

**No. 42 (tie) CARL CAIN -- 1,054 (1954, 55, 56)**

Year	GP	FG-FGA	FG%	FT-FTA	FT%	Reb	Avg	Ast	Blk	Stl	Pts	Avg
1954	22	106-248	.427	71-119	.597	-	-	N/A	N/A	N/A	283	12.9
1955	26	133-333	.399	94-140	.671	244	9.4	N/A	N/A	N/A	360	13.8
1956	26	165-403	.409	81-112	.723	257	9.9	N/A	N/A	N/A	411	15.8
<b>Totals</b>	<b>74</b>	<b>404-984</b>	<b>.411</b>	<b>246-371</b>	<b>.663</b>	<b>501</b>	<b>9.6</b>	<b>N/A</b>	<b>N/A</b>	<b>N/A</b>	<b>1,054</b>	<b>14.2</b>

**No. 44 GERRY JONES -- 1,039 (1965, 66, 67)**

Year	GP	FG-FGA	FG%	FT-FTA	FT%	Reb	Avg	Ast	Blk	Stl	Pts	Avg
1965	24	140-323	.433	57-90	.633	234	9.8	N/A	N/A	N/A	337	14.0
1966	16	99-242	.409	56-71	.789	174	10.9	N/A	N/A	N/A	254	15.8
1967	24	169-367	.461	110-154	.714	257	10.7	N/A	N/A	N/A	448	18.6
<b>Totals</b>	<b>64</b>	<b>408-932</b>	<b>.438</b>	<b>223-315</b>	<b>.708</b>	<b>665</b>	<b>10.4</b>	<b>N/A</b>	<b>N/A</b>	<b>N/A</b>	<b>1,039</b>	<b>16.2</b>

**No. 45 STEVE CARFINO -- 1,037 (1981, 82, 83, 84)**

Year	GP	FG-FGA	FG%	FT-FTA	FT%	Reb	Avg	Ast	Blk	Stl	Pts	Avg
1981	28	54-121	.446	19-30	.633	32	1.1	43	1	18	127	4.5
1982	29	100-178	.562	45-65	.692	52	1.8	82	4	44	245	8.4
1983	31	129-265	.487	49-67	.731	63	2.0	129	5	50	337	10.9
1984	28	136-293	.464	56-74	.757	67	2.4	66	1	66	328	11.7
<b>Totals</b>	<b>116</b>	<b>*419-857</b>	<b>.489</b>	<b>169-236</b>	<b>.716</b>	<b>214</b>	<b>1.8</b>	<b>320</b>	<b>11</b>	<b>178</b>	<b>1,037</b>	<b>8.9</b>

\* -- includes 30 three-point FGs

**No. 46 GEORGE PEEPLES -- 1,025 (1964, 65, 66)**

Year	GP	FG-FGA	FG%	FT-FTA	FT%	Reb	Avg	Ast	Blk	Stl	Pts	Avg
1964	20	73-262	.361	42-78	.538	145	7.3	N/A	N/A	N/A	188	9.4
1965	24	156-305	.511	97-157	.618	249	10.3	N/A	N/A	N/A	409	17.0
1966	24	171-332	.515	86-143	.601	260	10.8	N/A	N/A	N/A	428	17.8
<b>Totals</b>	<b>68</b>	<b>400-899</b>	<b>.445</b>	<b>225-378</b>	<b>.595</b>	<b>654</b>	<b>9.6</b>	<b>N/A</b>	<b>N/A</b>	<b>N/A</b>	<b>1,025</b>	<b>15.1</b>



**IOWA 82, PENN STATE 53 (Sweet 16)**

March 11, 1955, Evanston, IL

**Iowa -- 82**

Name	FG	FT	PF	TP	RB
Davis, F.	6-13	7	2	19	6
Cain	8-13	5	3	21	9
Logan	4-14	0	1	8	5
Scheuerman	1-3	0	1	2	3
Seaberg	6-8	1	1	13	2
Johnson	0-1	0	0	0	1
Schoof	2-4	2	0	6	5
George	3-5	1	1	7	4
Ridley	1-4	0	1	2	4
Martel	0-3	1	0	1	1
Hawthorne	1-3	1	0	3	1
Duncan	0-0	0	1	0	1
<b>Totals</b>	<b>32-71</b>	<b>18</b>	<b>11</b>	<b>82</b>	<b>42</b>
<b>FG%:</b>	<b>.459</b>				

**Penn State -- 53**

Name	FG	FT	PF	TP	RB
Weidenhammer	2-7	0	2	4	1
Hoffman	6-18	2	1	14	3
Arnelle	3-15	5	2	11	10
Fields	1-6	1	1	3	5
Blocker	2-9	1	0	5	7
Rohland	0-0	2	0	2	0
Edwards	0-0	0	0	0	1
Ramsey	1-3	1	4	3	2
Marisa	3-7	2	2	8	6
Hartnett	0-3	0	2	0	2
Watts	1-3	0	2	2	1
Hall	0-1	1	0	1	0
<b>Totals</b>	<b>19-72</b>	<b>15</b>	<b>18</b>	<b>53</b>	<b>46</b>

**SCORE BY PERIODS**

	Iowa	Penn State	ATTENDANCE: 9,700
Iowa	39	43	82
Penn State	25	28	53

**IOWA 86, MARQUETTE 81 (Elite Eight)**

March 12, 1955, Kansas City, MO

**Iowa -- 86**

Name	FG	FT	PF	TP	RB
Davis	2-11	3	2	7	4
Cain	5-14	0	4	10	8
Logan	11-20	9	5	31	15
Seaberg	5-8	2	5	12	5
Scheuerman	3-8	5	2	11	7
Schoof	3-8	2	5	8	7
Johnson, C.	1-1	1	0	3	0
George	1-1	1	1	3	0
Hawthorne	0-0	1	0	1	0
<b>Totals</b>	<b>31-71</b>	<b>24</b>	<b>24</b>	<b>86</b>	<b>46</b>

**Marquette -- 81**

Name	FG	FT	PF	TP	RB
Hopfensperger	5-11	6	4	16	0
Schulz	5-11	12	4	22	9
Rand	7-11	3	5	17	12
Bugalski	0-5	7	4	7	6
Walczak	1-7	1	3	3	3
O'Keefe	0-1	0	0	0	2
Wittberger	7-14	2	5	16	6
Vanvooren	0-0	0	0	0	0
Sevcik	0-0	0	1	0	1
<b>Totals</b>	<b>25-61</b>	<b>31</b>	<b>26</b>	<b>81</b>	<b>41</b>

**SCORE BY PERIODS**

	Iowa	Marquette	ATTENDANCE: 9,700
Iowa	46	40	86
Marquette	33	48	81

**LASALLE 76, IOWA 73 (Final Four)**

March 18, 1955, Kansas City, MO

**Iowa -- 73**

Name	FG	FT	PF	TP
Davis	1	0	2	2
Schoof	3	0	4	6
Cain	8	1	3	17
Logan	7	6	3	20
Seaberg	5	5	2	15
Scheuerman	1	11	3	13
<b>Totals</b>	<b>25</b>	<b>23</b>	<b>17</b>	<b>73</b>

**LaSalle -- 76**

Name	FG	FT	PF	TP
O'Malley	1	4	1	6
Maples	1	2	0	4
Singley	5	6	2	16
Blatcher	2	1	5	5
Gola	8	7	4	23
Lewis	5	4	3	14
Greenberg	4	0	4	8
<b>Totals</b>	<b>26</b>	<b>24</b>	<b>19</b>	<b>76</b>

**SCORE BY PERIODS**

	Iowa	LaSalle	ATTENDANCE: NA
Iowa	36	37	73
LaSalle	45	31	76

**COLORADO 75, IOWA 54 (Final Four Consolation Game)**

March 19, 1955, Kansas City, MO

**Iowa -- 54**

Name	FG	FT	PF	TP
Davis	1	0	3	2
Schoof	2	2	3	6
Cain	4	6	2	14
Ridley	0	0	0	0
Duncan	0	0	1	0
Logan	5	7	1	17
George	0	3	3	3
Seaberg	1	2	1	4
Johnson	0	0	3	0
Martel	1	0	2	2
Scheuerman	2	2	3	6
Hawthorne	0	0	1	0
<b>Totals</b>	<b>16</b>	<b>22</b>	<b>23</b>	<b>54</b>

**Colorado -- 75**

Name	FG	FT	PF	TP
Jeangerard	5	4	3	14
Walter	0	0	0	0
Ranglos	6	6	4	18
Yardley	0	0	0	0
Halderson	4	4	4	12
Hannah	1	4	1	6
Mock	3	7	3	13
Mansfield	0	0	0	0
Peterson	3	4	2	10
Grant	1	0	0	2
<b>Totals</b>	<b>23</b>	<b>29</b>	<b>17</b>	<b>75</b>

**SCORE BY PERIODS**

	Iowa	Colorado	ATTENDANCE: NA
Iowa	28	26	54
Colorado	35	40	75



# IOWA BASKETBALL

2018 MEDIA GUIDE

## IOWA 97, MOREHEAD STATE 83 (Sweet 16)

March 15, 1956, Iowa City, IA

### Iowa -- 97

Name	FG	FT	PF	TP	RB
Cain	8-25	12-13	3	28	14
Schoof	5-13	5-8	3	15	11
Logan	6-21	5-8	2	17	11
Seaberg	4-12	1-1	5	9	7
Scheuerman	6-10	2-3	5	14	5
George	0-4	3-8	4	3	3
Hawthorne	0-7	4-4	4	4	0
Martel	1-4	0-2	3	2	4
Sebolt	0-1	0-1	3	0	1
Paul	1-1	1-2	0	3	1
McConnell	0-2	0-0	2	0	1
Schroeder	0-0	2-2	1	2	2
<b>Totals</b>	<b>31-100</b>	<b>35-52</b>	<b>35</b>	<b>97</b>	<b>60</b>
<b>FG%:</b>	<b>.310</b>	<b>FT%:</b>	<b>.673</b>		

### Morehead State -- 83

Name	FG	FT	PF	TP	RB
Keleher	0-4	3-4	5	3	3
Hamilton	7-18	5-6	5	19	16
Swartz	8-23	4-6	5	20	12
Gaunce	5-14	14-24	3	24	8
Tolle	2-8	2-4	4	6	4
Carroll	1-3	0-0	2	2	1
Richards	0-2	0-0	2	0	1
Jewell	0-2	2-3	1	2	4
Shimfessel	1-4	1-3	5	3	2
Thompson	1-2	2-3	1	4	3
<b>Totals</b>	<b>25-80</b>	<b>33-53</b>	<b>33</b>	<b>83</b>	<b>54</b>
<b>FG%:</b>	<b>.313</b>	<b>FT%:</b>	<b>.623</b>		

### SCORE BY PERIODS

	Iowa	Morehead State
1st	54	43
2nd	35	48
3rd	97	83

ATTENDANCE: 14,500

## IOWA 89, KENTUCKY 77 (Elite Eight)

March 17, 1956, Iowa City, IA

### Iowa -- 89

Name	FG	FT	PF	TP	RB
Cain	12-21	10-11	2	34	9
Schoof	2-6	0-0	3	4	3
Logan	6-18	2-6	3	14	13
Seaberg	2-12	5-5	1	9	11
Scheuerman	8-13	6-9	4	22	5
George	3-10	0-1	3	6	11
Hawthorne	0-0	0-0	0	0	0
Martel	0-0	0-0	0	0	0
Sebolt	0-0	0-0	0	0	0
Paul	0-2	0-0	0	0	2
McConnell	0-1	0-0	2	0	1
<b>Totals</b>	<b>33-83</b>	<b>23-32</b>	<b>18</b>	<b>89</b>	<b>55</b>
<b>FG%:</b>	<b>.398</b>	<b>FT%:</b>	<b>.719</b>		

### Kentucky -- 77

Name	FG	FT	PF	TP	RB
Bird	9-21	5-9	1	23	24
Grawemeyer	2-10	1-1	4	5	7
Burrow	13-23	5-8	3	31	12
Calvert	3-10	1-1	3	7	6
Hatton	2-4	0-3	2	4	1
Johnson	1-9	1-3	1	3	6
Brewer	2-5	0-0	4	4	1
Collinsworth	0-0	0-0	1	0	0
Cassady	0-0	0-0	0	0	0
<b>Totals</b>	<b>32-82</b>	<b>13-25</b>	<b>19</b>	<b>77</b>	<b>57</b>
<b>FG%:</b>	<b>.398</b>	<b>FT%:</b>	<b>.719</b>		

### SCORE BY PERIODS

	Iowa	Kentucky
1st	49	40
2nd	38	39
3rd	89	77

ATTENDANCE: 15,375

## IOWA 83, TEMPLE 76 (Final Four)

March 22, 1956, Evanston, IL

### Iowa -- 83

Name	FG	FT	PF	TP	RB
Cain	8-20	4-9	1	20	15
Schoof	5-15	8-9	4	18	18
Logan	13-21	10-15	2	36	8
Seaberg	1-7	0-0	4	2	6
Scheuerman	1-2	2-2	4	4	2
Martel	1-4	1-3	0	3	2
<b>Totals</b>	<b>29-70</b>	<b>25-38</b>	<b>15</b>	<b>83</b>	<b>51</b>
<b>FG%:</b>	<b>.414</b>	<b>FT%:</b>	<b>.658</b>		

### Temple -- 76

Name	FG	FT	PF	TP	RB
Norman	1-8	0-2	4	2	17
Reinfeld	1-6	0-0	2	2	2
Fleming	1-4	0-0	1	4	2
Cohen	3-7	0-1	5	6	12
VanPatton	1-4	0-1	4	2	5
Rodgers	12-29	4-9	3	28	7
Lear	15-30	2-4	4	32	2
<b>Totals</b>	<b>35-88</b>	<b>6-17</b>	<b>23</b>	<b>76</b>	<b>47</b>
<b>FG%:</b>	<b>.398</b>	<b>FT%:</b>	<b>.353</b>		

### SCORE BY PERIODS

	Iowa	Temple
1st	39	44
2nd	36	40
3rd	83	76

ATTENDANCE: 10,525

## SAN FRANCISCO 83, IOWA 71 (National Championship)

March 23, 1956, Evanston, IL

### Iowa -- 71

Name	FG	FT	PF	TP	RB
Cain	7-25	3-4	1	17	12
Schoof	5-10	4-4	3	14	9
Logan	5-23	2-2	3	12	15
George	0-0	0-0	0	0	0
Seaberg	5-13	7-10	1	17	4
Martel	0-1	0-0	0	0	0
Scheuerman	4-7	3-4	2	11	7
McConnell	0-0	0-0	0	0	1
<b>Totals</b>	<b>26-81</b>	<b>19-24</b>	<b>10</b>	<b>71</b>	<b>48</b>
<b>FG%:</b>	<b>.325</b>	<b>FT%:</b>	<b>.750</b>		

### San Francisco -- 83

Name	FG	FT	PF	TP	RB
Boldt	7-15	1-2	4	16	5
Baxter	2-6	0-0	0	4	0
Farmer	0-10	0-0	2	0	12
Preaseau	3-4	1-2	3	7	3
Russell	11-24	4-5	2	26	27
Nelson	0-0	0-0	0	0	0
Perry	6-14	2-2	2	14	4
Bush	0-0	0-0	0	0	0
Brown	6-14	4-4	0	16	9
Payne	0-0	0-0	0	0	0
<b>Totals</b>	<b>35-87</b>	<b>13-15</b>	<b>13</b>	<b>83</b>	<b>60</b>
<b>FG%:</b>	<b>.402</b>	<b>FT%:</b>	<b>.813</b>		

### SCORE BY PERIODS

	Iowa	San Francisco
1st	33	38
2nd	38	45
3rd	71	83

ATTENDANCE: N/A



**JACKSONVILLE 104, IOWA 103 (Sweet 16)**

March 12, 1970, Columbus, OH

**Iowa -- 103**

Name	FG	FT	PF	RB	TP
Vidnovic	8-13	8-11	3	8	24
Johnson	9-19	1-3	3	8	19
Jensen	1-8	2-3	3	4	4
Brown	13-23	1-2	3	4	27
Calabria	7-12	7-8	4	8	21
McGilmer	4-8	0-2	4	3	8
Grabinski	0-0	0-2	0	2	0
Team				9	
<b>Totals</b>	<b>42-83</b>	<b>19-31</b>	<b>20</b>	<b>46</b>	<b>103</b>
FG%:	.506	FT%:	.612		

**Jacksonville -- 104**

Name	FG	FT	PF	RB	TP
Blevins	0-1	0-0	3	1	0
Burrows	11-12	1-2	3	9	23
Gilmore	13-24	4-7	5	17	30
Wedeking	2-8	1-3	1	4	5
Morgan	9-14	5-9	4	4	23
Dublin	2-8	0-0	5	2	4
Nelson	6-7	6-6	1	9	18
McIntyre	0-1	1-2	0	1	1
Baldwin	0-1	0-0	1	0	0
Team				4	
<b>Totals</b>	<b>43-76</b>	<b>18-29</b>	<b>23</b>	<b>51</b>	<b>104</b>
FG%:	.565	FT%:	.620		

**SCORE BY PERIODS**

Iowa	49	54	103
Jacksonville	50	54	104

ATTENDANCE: 13,937

**IOWA 121, NOTRE DAME 106 (Sweet 16 Consolation)**

March 14, 1970, Columbus, OH

**Iowa -- 121**

Name	FG	FT	PF	RB	TP
Vidnovic	7-14	10-10	1	11	24
Johnson	14-31	3-3	3	9	31
Jensen	2-2	1-1	1	7	5
Brown	8-16	0-0	3	6	16
Calabria	15-22	1-2	3	8	31
McGilmer	6-9	0-0	3	6	12
Schultz	0-1	0-0	0	0	0
Hodge	0-0	2-2	0	0	2
Grabinski	0-1	0-1	1	0	0
Hazley	0-1	0-0	0	1	0
Miller	0-1	0-0	0	1	0
Team				3	
<b>Totals</b>	<b>52-98</b>	<b>17-19</b>	<b>15</b>	<b>52</b>	<b>121</b>
FG%:	.530	FT%:	.894		

**Notre Dame -- 106**

Name	FG	FT	PF	RB	TP
Jones	12-24	0-0	3	8	24
Carr	21-39	3-4	2	10	45
Catlett	3-10	1-1	2	6	7
O'Connell	1-3	0-0	1	0	2
Meehan	1-3	1-1	0	1	3
Ziznewski	2-6	3-4	2	10	7
Sinnott	2-5	6-6	2	3	10
Hinga	2-5	2-2	1	2	6
Gallagher	1-2	0-0	0	2	2
Team				8	
<b>Totals</b>	<b>45-97</b>	<b>16-18</b>	<b>13</b>	<b>50</b>	<b>106</b>
FG%:	.463	FT%:	.888		

**SCORE BY PERIODS**

Iowa	75	46	121
Notre Dame	42	64	106

ATTENDANCE: 13,865

**TOLEDO 74, IOWA 72 (2nd Round)**

March 10, 1979, Bloomington, IN

**Iowa -- 72**

Name	FG	FT	RB	PF	TP	A	TO	BK	S	MIN
Mayfield	8-11	3-8	5	4	19	1	0	1	1	28
Boyle	2-9	3-6	4	2	7	0	3	0	1	34
Waite	1-2	0-0	3	3	2	0	0	1	0	22
Lester	9-13	5-6	4	4	23	6	3	1	2	38
Peth	1-3	1-2	2	5	3	2	1	0	0	23
Krafcsin	2-4	2-5	6	5	6	2	2	0	1	18
Norman	4-8	0-0	0	5	8	1	2	0	0	17
Brookins	2-3	0-0	2	3	4	0	1	0	0	10
Arnold	0-2	0-0	1	0	0	2	0	0	0	10
Team					6					
<b>Totals</b>	<b>29-55</b>	<b>14-27</b>	<b>33</b>	<b>31</b>	<b>72</b>	<b>14</b>	<b>12</b>	<b>3</b>	<b>5</b>	<b>200</b>
FG%:	.527	FT%:	.519							

**Toledo -- 74**

Name	FG	FT	RB	PF	TP	A	TO	BK	S	MIN
Swaney	5-12	2-2	4	4	12	0	2	1	0	16
Appel	2-4	0-0	3	2	4	1	0	0	0	24
Miller	5-8	8-17	14	4	18	4	2	0	1	40
Joplin	3-7	9-11	0	4	15	3	2	0	3	32
Lehman	2-4	6-8	5	2	10	3	5	0	0	35
Selgo	2-4	2-2	4	5	6	2	1	0	1	23
Knuckles	3-4	1-1	2	2	7	0	6	0	0	15
Garwood	0-0	0-0	0	1	0	0	1	0	0	1
Montague	1-2	0-0	1	0	2	0	0	0	0	14
Team					11					
<b>Totals</b>	<b>23-45</b>	<b>28-41</b>	<b>41</b>	<b>24</b>	<b>74</b>	<b>13</b>	<b>19</b>	<b>1</b>	<b>5</b>	<b>200</b>
FG%:	.511	FT%:	.683							

**SCORE BY PERIODS**

Iowa	41	31	72
Toledo	29	45	74

ATTENDANCE, 8,500

**IOWA 86, VIRGINIA COMMONWEALTH 72 (1st Round)**

March 6, 1980, Greensboro, NC

**Iowa -- 86**

Name	FG	FT	RB	PF	TP	A	TO	BK	S	MIN
Boyle	8-14	1-3	8	3	17	4	2	0	1	39
Waite	7-14	3-4	10	3	17	2	3	0	1	34
Krafcsin	5-9	0-1	9	3	10	5	4	1	1	32
Lester	4-8	9-13	1	2	17	8	1	0	0	32
Arnold	8-12	7-8	4	3	23	4	0	0	2	36
Hansen	0-0	0-0	1	1	0	1	2	1	0	8
Brookins	1-3	0-0	6	2	2	1	1	1	0	16
Heller	0-0	0-0	0	0	0	0	0	0	0	1
Darsee	0-0	0-0	0	0	0	0	0	0	0	1
Grogan	0-0	0-0	0	0	0	0	0	0	0	1
Team					4					
<b>Totals</b>	<b>33-60</b>	<b>20-29</b>	<b>43</b>	<b>17</b>	<b>86</b>	<b>25</b>	<b>13</b>	<b>3</b>	<b>5</b>	<b>200</b>
FG%:	.550	FT%:	.690							

**Virginia Commonwealth -- 72**

Name	FG	FT	RB	PF	TP	A	TO	BK	S	MIN
Kottak	4-9	2-2	3	5	10	2	0	0	1	33
McCray	9-18	0-1	11	4	18	1	2	2	1	37
Jones	2-5	1-1	7	3	5	0	4	1	0	27
Knight	6-19	1-1	7	4	13	5	2	0	2	33
Sherod	5-11	4-7	3	4	14	5	2	0	2	40
Harris	0-1	2-2	0	2	2	0	0	0	0	5
Stancel	5-7	0-0	3	2	10	1	0	0	0	21
Shropshire	0-0	0-0	0	1	0	0	0	0	0	2
Ringo	0-0	0-0	0	0	0	0	0	0	0	1
Bates	0-0	0-0	0	0	0	0	0	0	0	1
<b>Totals</b>	<b>31-70</b>	<b>10-14</b>	<b>34</b>	<b>25</b>	<b>72</b>	<b>14</b>	<b>10</b>	<b>3</b>	<b>6</b>	<b>200</b>
FG%:	.433	FT%:	.714							

**SCORE BY PERIODS**

Iowa	39	47	86
VCU	28	44	72

ATTENDANCE: 6,865

**IOWA 77, NORTH CAROLINA STATE 64 (2nd Round)**

March 8, 1980, Greensboro, NC

**Iowa -- 77**

Name	FG	FT	RB	PF	TP	A	TO	BK	S	MIN
Boyle	3-5	3-5	7	3	9	3	1	0	2	33
Waite	0-4	3-5	4	1	3	0	2	0	0	33
Krafscisin	0-2	7-8	4	1	7	1	1	1	0	18
Lester	6-10	5-6	0	4	17	4	3	0	1	28
Arnold	6-11	6-8	4	1	18	2	0	1	0	39
Hansen	2-5	0-0	2	2	4	3	1	0	1	17
Brookings	7-7	3-5	2	2	17	0	2	2	0	31
Heller	1-1	0-0	0	0	2	0	0	0	0	1
Team			7							
<b>Totals</b>	<b>25-45</b>	<b>27-37</b>	<b>30</b>	<b>14</b>	<b>77</b>	<b>13</b>	<b>10</b>	<b>4</b>	<b>4</b>	<b>200</b>
FG%:	.556		FT%:	.730						

**North Carolina State -- 64**

Name	FG	FT	RB	PF	TP	A	TO	BK	S	MIN
Whitney	5-16	0-2	11	5	10	4	2	1	0	35
Bailey	0-3	2-2	3	3	2	0	1	0	1	23
Watts	6-6	0-0	4	2	12	1	2	2	0	24
Austin	9-18	0-0	1	4	18	0	3	0	0	23
Lowe	1-3	3-4	0	3	5	10	2	0	1	33
Matthews	3-6	0-0	0	1	6	0	1	0	0	19
Jones	2-4	0-1	4	3	4	2	2	0	1	28
Parzych	0-0	0-0	0	0	0	0	0	0	0	2
Whittenburg	2-4	0-0	1	1	4	0	0	0	0	7
Perry	0-0	0-0	0	0	0	0	0	0	0	2
Nevitt	1-1	0-0	1	3	2	0	0	1	0	3
Weber	0-0	1-1	0	0	1	2	0	0	0	1
Team			4							
<b>Totals</b>	<b>29-61</b>	<b>6-10</b>	<b>29</b>	<b>25</b>	<b>64</b>	<b>19</b>	<b>13</b>	<b>4</b>	<b>3</b>	<b>200</b>
FG%:	.415		FT%:	.600						

**SCORE BY PERIODS**

Iowa	26	51	77
NC State	29	35	64

ATTENDANCE: 13,210

**IOWA 88, SYRACUSE 77 (Sweet 16)**

March 14, 1980, Philadelphia, PA

**Iowa -- 88**

Name	FG	FT	RB	PF	TP	A	TO	BK	S	MIN
Brookings	5-10	11-12	5	4	21	2	1	2	0	31
Boyle	8-12	2-2	5	3	18	0	3	0	0	40
Krafscisin	6-9	2-2	3	5	14	1	0	1	1	23
Lester	3-10	3-5	3	1	9	7	3	0	2	35
Arnold	2-7	8-13	5	1	12	5	1	0	2	35
Hansen	1-2	2-2	1	4	4	3	1	0	0	15
Waite	4-5	2-3	5	2	10	0	3	2	0	21
Team			4							
<b>Totals</b>	<b>29-55</b>	<b>30-39</b>	<b>31</b>	<b>20</b>	<b>88</b>	<b>18</b>	<b>12</b>	<b>5</b>	<b>5</b>	<b>200</b>
FG%:	.527		FT%:	.760						

**Syracuse -- 77**

Name	FG	FT	RB	PF	TP	A	TO	BK	S	MIN
Stantifer	5-9	4-4	3	4	14	1	3	0	1	31
Orr	10-17	5-5	16	2	25	8	5	0	0	39
Bouie	7-8	4-5	3	5	18	0	2	2	0	19
Moss	4-7	0-0	1	5	8	3	2	0	2	29
Headd	0-7	0-0	3	2	0	3	2	0	0	26
Bruin	1-5	0-0	3	3	2	2	1	0	1	21
Cohen	0-2	0-0	1	4	0	2	1	0	1	13
Schayes	2-7	6-9	2	3	10	1	1	0	0	22
Team			5							
<b>Totals</b>	<b>29-62</b>	<b>19-23</b>	<b>37</b>	<b>28</b>	<b>77</b>	<b>20</b>	<b>17</b>	<b>2</b>	<b>5</b>	<b>200</b>
FG%:	.468		FT%:	.826						

**SCORE BY PERIODS**

Iowa	40	48	88
Syracuse	33	44	77

ATTENDANCE: 17,569

**IOWA 81, GEORGETOWN 80 (Elite Eight)**

March 16, 1980, Philadelphia, PA

**Iowa -- 81**

Name	FG	FT	RB	PF	TP	A	TO	BK	S	MIN
Brookings	10-17	2-2	4	1	22	0	1	1	1	39
Boyle	7-11	0-0	3	4	14	4	1	0	1	34
Krafscisin	1-2	0-1	3	2	2	1	0	1	0	21
Lester	2-7	4-4	2	3	8	9	0	0	1	39
Arnold	5-8	2-2	2	1	12	3	1	0	1	32
Waite	4-4	7-7	4	3	15	2	2	0	0	22
Hansen	2-2	4-4	1	1	8	1	1	0	0	13
Team			2							
<b>Totals</b>	<b>31-51</b>	<b>19-20</b>	<b>21</b>	<b>15</b>	<b>81</b>	<b>20</b>	<b>6</b>	<b>2</b>	<b>4</b>	<b>200</b>
FG%:	.608		FT%:	.950						

**Georgetown -- 80**

Name	FG	FT	RB	PF	TP	A	TO	BK	S	MIN
Dutch	1-4	0-0	3	3	2	0	0	0	0	12
Shelton	7-10	2-3	5	5	16	0	1	1	0	32
Hancock	2-3	0-0	1	1	4	0	1	0	0	12
Floyd	11-14	9-10	3	0	31	2	1	0	1	36
Doren	5-9	0-0	3	2	10	8	4	0	1	36
Smith	2-5	0-0	0	1	4	2	1	0	0	28
Frazier	4-5	1-1	3	4	9	0	1	0	1	15
Fenlon	0-1	0-0	0	1	0	1	1	0	0	6
Spriggs	0-2	2-2	2	2	2	0	1	1	0	15
Bullis	1-2	0-0	1	0	2	0	0	0	0	6
Team			3							
<b>Totals</b>	<b>33-55</b>	<b>14-16</b>	<b>24</b>	<b>19</b>	<b>80</b>	<b>13</b>	<b>10</b>	<b>2</b>	<b>3</b>	<b>200</b>
FG%:	.620		FT%:	.875						

**SCORE BY PERIODS**

Iowa	32	49	81
Georgetown	42	38	80

ATTENDANCE: 15,981

**LOUISVILLE 80, IOWA 72 (Final Four)**

March 22, 1980, Indianapolis, IN

**Iowa -- 72**

Name	FG	FT	RB	PF	TP	A	TO	BK	S	MIN
Brookings	6-18	2-2	6	5	14	2	2	0	1	33
Boyle	0-8	0-0	7	2	0	5	4	0	2	38
Krafscisin	4-5	4-4	3	5	12	0	1	1	0	32
Lester	4-4	2-2	1	2	10	1	0	0	0	12
Arnold	9-17	2-2	3	1	20	5	1	0	1	39
Waite	4-6	1-1	2	5	9	0	3	0	2	29
Hansen	2-8	3-4	4	2	7	4	0	0	1	17
Gannon	0-0	0-0	0	0	0	0	0	0	0	1
Henry	0-0	0-0	0	1	0	0	0	0	0	1
Team			4							
<b>Totals</b>	<b>29-66</b>	<b>14-15</b>	<b>26</b>	<b>23</b>	<b>72</b>	<b>17</b>	<b>11</b>	<b>1</b>	<b>7</b>	<b>200</b>
FG%:	.439		FT%:	.933						

**Louisville -- 80**

Name	FG	FT	RB	PF	TP	A	TO	BK	S	MIN
Brown	1-3	0-2	5	4	2	2	4	0	0	29
Smith	3-7	7-8	8	2	13	2	1	0	0	37
McCray	5-7	4-4	9	2	14	3	2	2	2	37
Eaves	2-4	4-5	4	1	8	1	1	0	0	22
Griffith	14-21	6-8	5	1	34	6	4	2	3	36
Wright	1-2	0-0	3	1	2	1	1	0	0	15
Burkman	2-3	3-4	2	3	7	0	5	0	1	22
Branch	0-0	0-0	0	0	0	0	0	0	0	2
Deuser	0-0	0-0	0	0	0	0	0	0	0	1
Cleveland	0-0	0-0	0	0	0	0	0	0	0	1
Pulliam	0-0	0-0	0	0	0	0	0	0	0	1
Team			5							
<b>Totals</b>	<b>28-47</b>	<b>24-31</b>	<b>36</b>	<b>14</b>	<b>80</b>	<b>15</b>	<b>18</b>	<b>4</b>	<b>6</b>	<b>200</b>
FG%:	.596		FT%:	.774						

**SCORE BY PERIODS**

Iowa	29	43	72
Louisville	34	46	80

ATTENDANCE: 16,637





**PURDUE 75, IOWA 58 (Final Four Consolation Game)**

March 24, 1980, Indianapolis, IN

Iowa -- 58										
Name	FG	FT	RB	PF	TP	A	TO	BK	S	MIN
Brookins	2-6	0-1	6	5	4	2	2	1	0	20
Waite	3-5	2-5	7	4	8	1	3	1	1	27
Krafcsin	2-8	2-2	6	5	6	1	3	0	1	24
Arnold	8-14	3-5	2	2	19	3	6	0	1	40
Boyle	3-8	3-4	7	4	9	2	3	0	1	36
Hansen	4-13	2-2	4	4	10	3	2	0	1	30
Gannon	1-8	0-0	3	0	2	0	0	0	0	15
Heller	0-2	0-0	1	1	0	0	0	0	0	4
Henry	0-1	0-0	1	1	0	0	1	1	0	4
Grogan	0-0	0-0	0	0	0	0	0	0	0	1
Arens	0-0	0-0	0	0	0	0	0	0	0	1
Darsee	0-0	0-0	0	0	0	0	0	0	0	1
Team			3							
<b>Totals</b>	<b>23-65</b>	<b>12-19</b>	<b>40</b>	<b>26</b>	<b>58</b>	<b>12</b>	<b>20</b>	<b>3</b>	<b>5</b>	<b>200</b>
	<b>FG%:</b>	<b>.354</b>	<b>FT%:</b>	<b>.632</b>						

Purdue -- 75										
Name	FG	FT	RB	PF	TP	A	TO	BK	S	MIN
Morris	3-3	1-1	1	3	7	3	5	0	1	22
Hallman	4-9	0-3	3	3	8	2	2	0	2	35
Carroll	14-17	7-11	12	3	35	2	7	4	0	37
Edmonson	6-11	5-8	4	2	17	3	4	2	1	35
Walker	0-1	0-0	5	3	0	4	5	0	2	20
Stallings	1-3	2-2	1	1	4	3	0	0	1	12
Walker	1-3	2-3	4	2	4	4	0	0	1	26
Barnes	0-2	0-0	1	0	0	0	0	0	0	5
Others	0-2	0-0	1	3	0	1	0	0	0	8
Team			4							
<b>Totals</b>	<b>29-49</b>	<b>17-28</b>	<b>36</b>	<b>20</b>	<b>75</b>	<b>22</b>	<b>23</b>	<b>6</b>	<b>8</b>	<b>200</b>
	<b>FG%:</b>	<b>.592</b>	<b>FT%:</b>	<b>.607</b>						

SCORE BY PERIODS				ATTENDANCE: 16,637
Iowa	27	31	58	
Purdue	32	43	75	

**WICHITA STATE 60, IOWA 56 (2nd Round)**

March 15, 1981, Wichita, KS

Iowa -- 56										
Name	FG	FT	RB	PF	TP	A	TO	BK	S	MIN
Brookins	6-8	4-6	3	3	16	3	2	0	2	35
Waite	2-4	1-1	3	4	3	0	2	0	0	19
Krafcsin	6-13	1-3	7	5	13	0	1	0	2	24
Arnold	5-10	2-2	1	0	12	2	3	0	0	35
Boyle	2-10	0-0	1	5	4	3	3	0	4	35
Carfino	0-1	0-0	1	1	0	0	0	0	0	10
Johnson	1-2	0-0	1	0	2	0	0	0	0	4
Hansen	1-1	0-0	2	2	2	2	3	0	0	14
Gannon	1-5	0-0	6	3	2	0	1	0	1	24
Team			1							
<b>Totals</b>	<b>24-54</b>	<b>8-12</b>	<b>26</b>	<b>23</b>	<b>56</b>	<b>10</b>	<b>15</b>	<b>0</b>	<b>10</b>	<b>200</b>
	<b>FG%:</b>	<b>.444</b>	<b>FT%:</b>	<b>.667</b>						

Wichita State -- 60										
Name	FG	FT	RB	PF	TP	A	TO	BK	S	MIN
Carr	6-15	8-10	12	3	20	1	3	5	3	39
Jackson	2-5	0-0	3	4	4	2	4	0	1	35
Levingston	10-18	5-8	16	2	25	1	5	0	0	39
Smithson	1-2	4-6	2	3	6	5	2	0	1	40
Martin	2-4	0-0	1	3	4	1	2	0	0	11
Gibbs	0-2	0-0	1	2	0	2	2	0	0	12
Jones	0-1	1-2	2	1	1	0	2	0	0	9
Papke	0-2	0-0	0	2	0	1	0	0	0	14
Denny	0-0	0-0	0	0	0	0	0	0	0	1
Team			2							
<b>Totals</b>	<b>21-49</b>	<b>18-26</b>	<b>39</b>	<b>20</b>	<b>60</b>	<b>13</b>	<b>20</b>	<b>5</b>	<b>5</b>	<b>200</b>
	<b>FG%:</b>	<b>.428</b>	<b>FT%:</b>	<b>.692</b>						

SCORE BY PERIODS				ATTENDANCE: 10,666
Iowa	36	20	56	
Wichita State	25	35	60	

**IOWA 70, NORTHEAST LOUISIANA 63 (1st Round)**

March 12, 1982, Pullman, WA

Iowa -- 70										
Name	FG	FT	RB	PF	TP	A	TO	BK	S	MIN
Boyle	4-8	3-3	6	5	11	2	0	1	0	32
Payne	0-6	1-4	14	4	1	0	4	1	0	30
Stokes	5-10	1-2	6	3	11	0	3	3	1	21
Hansen	7-14	5-5	4	4	19	2	7	1	2	31
Arnold	5-9	4-4	4	3	14	1	2	0	0	39
Carfino	4-5	4-4	0	2	12	5	2	0	1	31
Gannon	0-0	0-0	0	0	0	0	0	0	0	1
Anderson	1-5	0-0	2	1	2	2	1	0	0	15
Team			5							
<b>Totals</b>	<b>26-57</b>	<b>18-22</b>	<b>41</b>	<b>22</b>	<b>70</b>	<b>12</b>	<b>19</b>	<b>6</b>	<b>4</b>	<b>200</b>
	<b>FG%:</b>	<b>.456</b>	<b>FT%:</b>	<b>.818</b>						

Northeast Louisiana -- 63										
Name	FG	FT	RB	PF	TP	A	TO	BK	S	MIN
Wilson	6-15	6-8	10	3	18	1	2	0	1	37
Martin	6-15	4-5	11	1	16	0	4	0	0	40
Morris	5-16	5-6	7	4	15	0	4	0	1	40
Butler	5-10	0-0	2	3	10	0	2	0	0	36
Richard	2-6	0-0	0	5	4	1	3	0	0	32
Douglas	0-2	0-0	0	0	0	1	0	0	0	5
Dean	0-1	0-1	1	1	0	0	1	0	0	7
Williams	0-0	0-0	1	1	0	0	0	0	0	3
<b>Totals</b>	<b>24-65</b>	<b>15-20</b>	<b>38</b>	<b>18</b>	<b>63</b>	<b>3</b>	<b>16</b>	<b>0</b>	<b>2</b>	<b>200</b>
	<b>FG%:</b>	<b>.369</b>	<b>FT%:</b>	<b>.750</b>						

SCORE BY PERIODS				ATTENDANCE: 9,420
Iowa	28	42	70	
NE Louisiana	29	34	63	

**IDAHO 69, IOWA 67 -- OT (2nd Round)**

March 14, 1982, Pullman, WA

Iowa -- 67										
Name	FG	FT	RB	PF	TP	A	TO	BK	S	MIN
Hansen	5-12	1-2	4	3	11	1	2	0	0	44
Boyle	5-7	0-0	2	5	10	1	2	0	1	33
Payne	4-11	1-2	7	5	9	4	2	2	0	28
Carfino	4-6	0-0	4	5	8	3	2	0	0	25
Arnold	3-8	2-2	2	3	8	5	1	0	0	45
Berkenpas	1-2	0-0	0	0	2	0	1	0	0	4
Dennard	2-4	2-3	2	1	6	0	0	0	0	11
Anderson	2-4	1-3	2	0	5	1	0	0	0	22
Stokes	2-3	4-7	2	5	8	0	0	0	1	13
Team			9							
<b>Totals</b>	<b>28-57</b>	<b>11-19</b>	<b>34</b>	<b>27</b>	<b>67</b>	<b>15</b>	<b>10</b>	<b>2</b>	<b>2</b>	<b>225</b>
	<b>FG%:</b>	<b>.491</b>	<b>FT%:</b>	<b>.579</b>						

Idaho -- 69										
Name	FG	FT	RB	PF	TP	A	TO	BK	S	MIN
Herbert	1-6	2-2	3	3	4	1	3	0	0	45
Hopson	7-12	7-10	9	3	21	1	2	1	0	45
Smith	7-10	2-3	8	5	16	1	2	1	0	34
Kellerman	5-9	4-6	2	4	14	2	2	0	1	45
Owens	0-5	12-12	1	2	12	4	5	0	0	45
Prigge	0-2	2-2	0	1	2	0	0	0	0	11
Team			9							
<b>Totals</b>	<b>20-44</b>	<b>29-35</b>	<b>33</b>	<b>18</b>	<b>69</b>	<b>9</b>	<b>14</b>	<b>2</b>	<b>1</b>	<b>225</b>
	<b>FG%:</b>	<b>.455</b>	<b>FT%:</b>	<b>.829</b>						

SCORE BY PERIODS				ATTENDANCE: 12,340
Iowa	23	34	10	67
Idaho	33	24	12	69



# IOWA BASKETBALL

2018 MEDIA GUIDE

## IOWA 64, UTAH STATE 59 (1st Round)

March 18, 1983, Louisville, KY

### Iowa -- 64

Name	FG	FT	RB	PF	TP	A	TO	BK	S	MIN
Payne	2-9	2-2	10	5	6	1	3	2	1	35
Gannon	2-4	5-8	7	1	9	0	0	0	0	39
Stokes	7-12	3-4	9	4	17	0	3	1	1	31
Carfino	1-5	3-6	0	3	5	3	2	0	5	34
Hansen	8-20	8-8	7	3	24	0	1	0	0	38
Anderson	0-1	3-4	1	0	3	1	0	0	0	10
Banks	0-1	0-0	1	3	0	4	0	0	0	9
Berkenpas	0-2	0-0	0	0	0	1	0	0	0	2
Dennard	0-1	0-0	0	1	0	0	0	0	0	2
Team			1							
<b>Totals</b>	<b>20-55</b>	<b>24-32</b>	<b>36</b>	<b>20</b>	<b>64</b>	<b>10</b>	<b>9</b>	<b>3</b>	<b>7</b>	<b>200</b>
	FG%:	.364	FT%:	.750						

### Utah State -- 59

Name	FG	FT	RB	PF	TP	A	TO	BK	S	MIN
McCullough	4-8	4-4	7	4	12	3	4	0	0	33
Ence	3-6	2-3	5	4	8	3	1	0	1	35
Grant	7-15	3-5	10	2	17	3	3	3	0	37
Washington	2-4	0-0	0	5	4	0	5	0	0	27
McMullin	2-6	0-2	4	3	4	1	1	0	0	35
Harries	1-3	0-0	1	2	2	0	3	1	0	9
Peterson	3-3	0-0	2	2	6	0	1	0	0	11
Rotta	1-2	4-5	1	2	6	0	0	0	0	13
Team			2							
<b>Totals</b>	<b>23-47</b>	<b>13-19</b>	<b>32</b>	<b>24</b>	<b>59</b>	<b>10</b>	<b>18</b>	<b>4</b>	<b>1</b>	<b>200</b>
	FG%:	.489	FT%:	.684						

### SCORE BY PERIODS

Iowa	30	34	64
Utah State	37	22	59

ATTENDANCE: 12,745

## IOWA 77, MISSOURI 63 (2nd Round)

March 20, 1983, Louisville, KY

### Iowa -- 77

Name	FG	FT	RB	PF	TP	A	TO	BK	S	MIN
Payne	7-12	5-6	7	3	19	1	1	1	2	39
Gannon	4-6	3-5	9	2	11	4	1	0	1	38
Stokes	7-11	8-10	6	2	22	2	1	3	0	39
Carfino	3-4	2-3	5	3	8	2	2	0	2	36
Hansen	4-12	7-8	6	3	15	3	5	0	0	37
Banks	1-1	0-1	1	1	2	1	0	0	0	7
Anderson	0-0	0-0	0	0	0	0	0	0	1	1
King	0-0	0-0	0	0	0	0	0	0	0	1
Dennard	0-0	0-0	1	0	0	0	0	0	0	1
Lohaus	0-0	0-0	0	0	0	0	0	0	0	1
Team			1							
<b>Totals</b>	<b>26-46</b>	<b>25-33</b>	<b>36</b>	<b>14</b>	<b>77</b>	<b>13</b>	<b>10</b>	<b>4</b>	<b>6</b>	<b>200</b>
	FG%:	.565	FT%:	.758						

### Missouri -- 63

Name	FG	FT	RB	PF	TP	A	TO	BK	S	MIN
Cavener	4-9	1-2	10	4	9	1	4	0	1	37
Jones	2-4	2-2	5	4	6	2	0	0	0	24
Stipanovich	3-11	0-0	8	5	6	1	2	1	1	33
Bridges	5-7	0-1	2	4	10	2	2	0	0	35
Sundvold	14-24	1-2	1	3	29	2	2	0	0	39
Dressler	0-4	0-0	1	2	0	2	0	0	1	18
Walker	0-0	0-0	0	0	0	0	0	0	0	1
Moody	0-2	0-2	0	3	0	1	0	0	0	10
Roundtree	0-0	0-0	0	0	0	0	0	0	0	1
Laurie	1-1	1-2	0	0	3	0	0	0	0	1
Musser	0-0	0-0	1	0	0	0	0	0	0	1
<b>Totals</b>	<b>29-62</b>	<b>5-11</b>	<b>28</b>	<b>25</b>	<b>63</b>	<b>11</b>	<b>10</b>	<b>1</b>	<b>3</b>	<b>200</b>
	FG%:	.468	FT%:	.455						

### SCORE BY PERIODS

Iowa	32	45	77
Missouri	20	43	63

ATTENDANCE: 14,105

## VILLANOVA 55, IOWA 54 (Sweet 16)

March 25, 1983, Kansas City, MO

### Iowa -- 54

Name	FG	FT	RB	PF	TP	A	TO	BK	S	MIN
Payne	1-6	1-2	2	5	3	1	2	0	0	24
Gannon	2-5	0-0	1	3	4	0	1	0	2	30
Stokes	10-15	2-4	11	3	22	1	3	1	2	39
Carfino	1-7	0-0	5	3	2	5	1	0	4	39
Hansen	9-15	3-4	8	2	21	3	2	0	0	40
Banks	1-4	0-1	2	0	2	0	1	1	1	23
Anderson	0-1	0-0	0-0	0	0	1	0	0	0	5
Team			1							
<b>Totals</b>	<b>24-53</b>	<b>6-11</b>	<b>30</b>	<b>16</b>	<b>54</b>	<b>10</b>	<b>10</b>	<b>2</b>	<b>9</b>	<b>200</b>
	FG%:	.463	FT%:	.545						

### Villanova -- 55

Name	FG	FT	RB	PF	TP	A	TO	BK	S	MIN
Pressley	1-5	0-0	3	0	2	3	1	1	1	24
Pickney	2-6	4-4	11	4	8	3	1	1	2	38
Pinone	6-12	6-6	9	4	18	1	3	1	1	39
Gringer	5-9	1-4	1	1	11	4	4	0	1	39
McClain	5-9	0-0	1	3	10	1	3	0	1	30
McLain	0-1	2-2	0	2	2	0	1	0	0	9
Hulquin	2-2	0-0	1	4	4	1	0	0	0	11
Dobbs	0-0	0-0	0	0	0	0	0	0	0	1
Team			1							
<b>Totals</b>	<b>21-44</b>	<b>13-16</b>	<b>27</b>	<b>18</b>	<b>55</b>	<b>13</b>	<b>13</b>	<b>3</b>	<b>6</b>	<b>200</b>
	FG%:	.477	FT%:	.813						

### SCORE BY PERIODS

Iowa	24	30	54
Villanova	24	31	55

ATTENDANCE: 17,036

## ARKANSAS 63, IOWA 54 (1st Round)

March 14, 1985, Salt Lake City, UT

### Iowa -- 54

Name	FG	FT	RB	PF	TP	A	TO	BK	S	MIN
Payne	1-4	0-0	4	2	2	1	2	1	3	33
Lorenzen	1-3	0-2	3	3	2	0	2	0	1	21
Stokes	6-12	2-2	8	5	14	2	5	0	0	32
Banks	3-8	0-1	5	3	6	6	3	0	2	35
Berkenpas	8-17	0-0	2	3	16	2	0	0	4	31
Wright	5-7	4-7	5	3	14	2	3	0	1	25
Reaves	0-2	0-0	0	1	0	1	0	0	1	8
Jones	0-1	0-2	1	2	0	1	0	0	0	3
Moe	0-2	0-0	0	0	0	2	0	0	0	7
Morgan	0-1	0-0	0	0	0	0	1	0	0	1
Snedeker	0-0	0-0	1	1	0	0	0	0	0	3
Hill	0-0	0-0	0	1	0	1	0	0	0	1
Team			4							
<b>Totals</b>	<b>24-57</b>	<b>6-15</b>	<b>33</b>	<b>24</b>	<b>54</b>	<b>18</b>	<b>16</b>	<b>1</b>	<b>12</b>	<b>200</b>
	FG%:	.421	FT%:	.400						

### Arkansas -- 63

Name	FG	FT	RB	PF	TP	A	TO	BK	S	MIN
Mills	2-6	6-8	3	4	10	5	7	0	1	27
Balentine	6-7	2-2	8	4	14	3	1	0	3	39
Kleine	10-17	5-8	14	3	25	0	3	0	2	38
Hutchinson	0-3	4-7	3	3	4	5	3	0	2	30
Freeman	3-5	0-0	4	0	6	2	2	0	1	28
Rehl	1-2	0-0	0	2	2	1	0	0	0	6
Irvin	1-6	0-0	1	0	2	0	0	0	0	14
Moore	0-0	0-0	1	0	0	0	0	0	0	9
Lang	0-0	0-2	0	2	0	0	1	1	0	8
Poerschke	0-0	0-0	0	0	0	0	0	0	1	1
Team			5							
<b>Totals</b>	<b>23-46</b>	<b>17-27</b>	<b>39</b>	<b>18</b>	<b>63</b>	<b>16</b>	<b>17</b>	<b>1</b>	<b>10</b>	<b>200</b>
	FG%:	.500	FT%:	.629						

### SCORE BY PERIODS

Iowa	33	21	54
Arkansas	26	37	63

ATTENDANCE: 6,928



NC STATE 66, IOWA 64 (1st Round)

March 14, 1986, Minneapolis, MN

Iowa -- 64

Table with columns: Name, FG, FT, RB, PF, TP, A, TO, BK, S, MIN. Rows include Wright, Marble, Lorenzen, Jones, Banks, Moe, Horton, Lohaus, Others, Team, and Totals.

North Carolina State -- 66

Table with columns: Name, FG, FT, RB, PF, TP, A, TO, BK, S, MIN. Rows include Bolton, Shackelford, Washburn, McMillan, Myers, Brown, Others, Team, and Totals.

SCORE BY PERIODS

Summary table for Iowa vs NC State showing scores by period and attendance (27,444).

IOWA 99, SANTA CLARA 76 (1st Round)

March 13, 1987, Tucson, AZ

Iowa -- 99

Table with columns: Name, FG, 3-PT, FT, RB, PF, TP, A, TO, BK, S, MN. Rows include Wright, Marble, Lohaus, Armstrong, Gamble, Moe, Horton, Jones, Lorenzen, Reeves, Hill, Morgan, Jepsen, Jewell, Team, and Totals.

Santa Clara -- 76

Table with columns: Name, FG, 3-PT, FT, RB, PF, TP, A, TO, BK, S, MN. Rows include Gordon, Moody, Weiss, Appiah, Lane, Horvath, Burley, McPherson, Others, Team, and Totals.

SCORE BY PERIODS

Summary table for Iowa vs Santa Clara showing scores by period and attendance (13,214).

IOWA 84, TEXAS-EL PASO 82 (2nd Round)

March 15, 1987, Tucson, AZ

Iowa -- 84

Table with columns: Name, FG, 3-PT, FT, RB, PF, TP, A, TO, BK, S, MN. Rows include Marble, Gamble, Lohaus, Armstrong, Wright, Jones, Moe, Horton, Lorenzen, Reeves, Team, and Totals.

Texas-El Paso -- 82

Table with columns: Name, FG, 3-PT, FT, RB, PF, TP, A, TO, BK, S, MN. Rows include Sandle, Gates, Richmond, Hardaway, Jackson, Blocker, Campbell, Stallworth, Davis, Team, and Totals.

SCORE BY PERIOD

Summary table for Iowa vs Texas-El Paso showing scores by period and attendance (13,214).

IOWA 93, OKLAHOMA 91 -- OT (Sweet 16)

March 20, 1987, Seattle, WA

Iowa -- 93

Table with columns: Name, FG, 3-PT, FT, RB, PF, TP, A, TO, BK, S, MN. Rows include Marble, Lohaus, Wright, Armstrong, Gamble, Jones, Moe, Horton, Lorenzen, Reeves, Team, and Totals.

Oklahoma -- 91

Table with columns: Name, FG, 3-PT, FT, RB, PF, TP, A, TO, BK, S, MN. Rows include Kennedy, Johnson, Grant, Grace, McCalister, King, Watson, Sieger, Team, and Totals.

SCORE BY PERIODS

Summary table for Iowa vs Oklahoma showing scores by period and attendance (22,914).



# IOWA BASKETBALL

2018 MEDIA GUIDE

## NEVADA-LAS VEGAS 84, IOWA 81 (Elite Eight)

March 22, 1987, Seattle, WA

### Iowa -- 81

Name	FG	3-PT	FT	RB	PF	TP	A	TO	BK	S	MN
Marble	3-11	0-1	3-7	6	3	9	5	4	0	1	35
Lohaus	4-6	0-1	4-5	7	2	12	1	2	0	1	29
Wright	3-5	0-0	2-4	3	3	8	4	2	0	2	26
Armstrong	6-12	0-1	6-7	2	1	18	2	1	0	1	32
Gamble	7-11	1-2	3-3	3	4	18	2	4	0	1	27
Reaves	2-2	0-0	0-0	1	1	4	1	2	0	1	8
Jones	0-0	0-0	0-0	0	0	0	0	0	0	0	2
Moe	1-2	1-1	1-2	1	3	4	0	1	0	0	16
Horton	4-5	0-0	0-1	4	2	8	1	1	0	0	14
Lorenzen	0-0	0-0	0-0	1	3	0	2	1	0	0	11
Team				5							
<b>Totals</b>	<b>30-54</b>	<b>2-6</b>	<b>19-29</b>	<b>33</b>	<b>22</b>	<b>81</b>	<b>18</b>	<b>18</b>	<b>0</b>	<b>7</b>	<b>200</b>
	FG%: .556	3-PT%: .333									

### Nevada-Las Vegas -- 84

Name	FG	3-PT	FT	RB	PF	TP	A	TO	BK	S	MN
Paddio	7-16	4-11	2-2	4	3	20	2	2	0	0	29
Gilliam	11-16	0-0	5-6	10	4	27	0	2	2	2	38
Basnight	3-3	0-0	1-2	2	4	7	0	1	0	1	25
Wade	1-2	1-1	0-0	4	4	3	12	4	0	2	35
Banks	5-20	4-13	3-5	3	1	17	5	1	0	0	37
Robinson	0-0	0-0	0-0	0	0	0	0	0	1	1	4
West	0-0	0-0	0-0	0	1	0	0	0	0	0	1
Graham	3-10	2-5	2-2	1	4	10	2	2	0	0	14
Hudson	0-1	0-0	0-0	6	3	0	1	1	0	0	15
Willard	0-0	0-0	0-0	1	2	0	0	1	0	0	2
Team				2							
<b>Totals</b>	<b>30-68</b>	<b>11-30</b>	<b>13-17</b>	<b>33</b>	<b>26</b>	<b>84</b>	<b>22</b>	<b>15</b>	<b>3</b>	<b>6</b>	<b>200</b>
	FG%: .441	3-PT%: .367									

### SCORE BY PERIODS

	1	2	3	4	ATTENDANCE
Iowa		58	23	81	27,914
UNLV		42	42	84	

## IOWA 102, FLORIDA STATE 98 (1st Round)

March 18, 1988, Los Angeles, CA

### Iowa -- 102

Name	FG	3-PT	FT	RB	PF	TP	A	TO	BK	S	MN
Hill	4-5	0-0	2-3	8	2	10	2	2	0	0	26
Marble	3-6	0-0	8-10	7	4	14	1	1	0	0	27
Horton	6-7	0-0	2-4	6	4	14	2	2	0	0	32
Armstrong	8-14	3-6	16-20	0	1	35	3	2	0	1	33
Moe	4-7	2-5	3-4	2	1	13	0	1	0	1	27
Reaves	2-5	1-3	0-0	0	0	5	1	0	0	0	20
Jones	5-8	0-0	1-2	3	2	11	2	1	0	2	22
Morgan	0-1	0-0	0-0	0	0	0	3	0	0	0	13
Team				1							
<b>Totals</b>	<b>32-53</b>	<b>6-14</b>	<b>32-43</b>	<b>27</b>	<b>14</b>	<b>102</b>	<b>14</b>	<b>9</b>	<b>0</b>	<b>4</b>	<b>200</b>
	FG%: .604	3-PT%: .429									

### Florida State -- 98

Name	FG	3-PT	FT	RB	PF	TP	A	TO	BK	S	MN
Johnson	4-5	3-3	1-1	0	3	12	3	0	0	1	26
Dawson	13-21	0-0	4-5	4	5	30	1	2	0	2	35
Hunter	2-6	0-0	0-0	9	3	4	1	1	0	0	25
Mayes	7-14	2-7	1-2	3	5	17	2	1	0	0	30
McCloud	8-19	5-13	0-1	3	5	21	0	2	0	0	35
Polite	1-3	0-0	2-2	4	1	4	0	2	0	0	16
Fitchett	1-2	1-2	0-0	3	1	3	1	1	0	0	10
Boyd	3-4	1-1	0-0	2	4	7	2	1	0	0	11
Mitchell	0-1	0-0	0-0	1	5	0	0	3	0	0	10
White	0-0	0-0	0-0	0	0	0	0	0	0	0	2
Team				7							
<b>Totals</b>	<b>39-75</b>	<b>12-26</b>	<b>8-11</b>	<b>36</b>	<b>32</b>	<b>98</b>	<b>10</b>	<b>13</b>	<b>0</b>	<b>3</b>	<b>200</b>
	FG%: .520	3-PT%: .462									

### SCORE BY PERIODS

	1	2	3	4	ATTENDANCE
Iowa		51	51	102	12,591
Florida State		46	52	98	

## IOWA 104, NEVADA-LAS VEGAS 86 (2nd Round)

March 20, 1988, Los Angeles, CA

### Iowa -- 104

Name	FG	3-PT	FT	RB	PF	TP	A	TO	BK	S	MN
Jones	5-10	0-0	2-2	6	2	12	2	2	0	3	28
Marble	7-12	0-0	8-10	5	0	22	3	1	0	3	30
Horton	10-16	0-0	4-11	9	3	24	0	2	2	0	32
Moe	7-10	3-6	7-9	1	1	24	5	1	0	1	25
Armstrong	2-7	0-3	5-6	2	2	9	7	3	0	2	33
Reaves	0-1	0-1	2-4	5	1	2	2	4	0	1	20
Hill	3-3	0-0	2-2	3	3	8	0	2	0	1	15
Morgan	1-3	0-0	1-2	1	0	3	0	1	0	0	10
Jepsen	0-0	0-0	0-0	0	0	0	0	0	1	0	2
Jewell	0-0	0-0	0-0	0	1	0	0	0	0	0	3
Westen	0-0	0-0	0-0	0	0	0	0	0	0	0	2
Team				2							
<b>Totals</b>	<b>35-62</b>	<b>3-10</b>	<b>31-46</b>	<b>34</b>	<b>13</b>	<b>104</b>	<b>19</b>	<b>16</b>	<b>3</b>	<b>11</b>	<b>200</b>
	FG%: .565	3-PT%: .300									

### Nevada-Las Vegas -- 86

Name	FG	3-PT	FT	RB	PF	TP	A	TO	BK	S	MN
Basnight	1-1	0-0	0-0	6	5	2	0	4	0	0	15
Paddio	12-26	8-19	2-2	6	3	34	2	0	0	1	38
Todd	0-1	0-0	0-0	3	2	0	0	3	0	0	14
Augmon	5-6	0-0	0-1	10	4	10	4	5	0	2	37
James	8-19	1-5	4-4	2	4	21	4	6	0	2	31
Robinson	2-4	0-0	0-0	4	5	4	0	2	1	0	24
Rossun	4-10	1-3	2-2	2	2	11	1	0	0	0	24
Cvijanovich	2-4	0-2	0-1	1	3	4	0	1	0	1	14
Willard	0-6	0-0	0-0	3	0	0	0	0	1	0	3
Team				4							
<b>Totals</b>	<b>34-77</b>	<b>10-29</b>	<b>8-10</b>	<b>41</b>	<b>28</b>	<b>86</b>	<b>11</b>	<b>23</b>	<b>2</b>	<b>6</b>	<b>200</b>
	FG%: .442	3-PT%: .345									

### SCORE BY PERIODS

	1	2	3	4	ATTENDANCE
Iowa		51	53	104	12,591
UNLV		39	47	86	

## ARIZONA 99, IOWA 79 (Sweet 16)

March 25, 1988, Seattle, WA

### Iowa -- 79

Name	FG	3-PT	FT	RB	PF	TP	A	TO	BK	S	MN
Jones	4-6	0-1	4-6	6	3	12	3	0	0	1	31
Marble	6-15	0-1	2-3	5	3	14	2	1	0	1	36
Horton	2-5	0-0	0-0	3	5	4	0	2	0	1	22
Moe	4-9	3-8	0-0	1	3	11	1	4	0	1	26
Armstrong	11-21	3-7	2-3	1	1	27	7	5	0	3	34
Hill	4-5	0-0	1-2	7	5	9	0	3	0	0	23
Reaves	1-6	0-3	0-0	3	1	2	1	2	0	1	20
Jewell	0-0	0-0	0-0	2	1	0	0	0	0	0	2
Jepsen	0-0	0-0	0-0	0	0	0	0	0	0	0	2
Morgan	0-0	0-0	0-0	0	1	0	0	0	0	0	4
Team				2							
<b>Totals</b>	<b>32-67</b>	<b>6-20</b>	<b>9-14</b>	<b>30</b>	<b>23</b>	<b>79</b>	<b>14</b>	<b>17</b>	<b>0</b>	<b>8</b>	<b>200</b>
	FG%: .478	3-PT%: .300									

### Arizona -- 99

Name	FG	3-PT	FT	RB	PF	TP	A	TO	BK	S	MN
Elliott	11-18	1-5	2-2	3	3	25	8	4	0	2	39
Cook	8-12	0-0	3-3	6	2	19	0	1	1	0	31
Tolbert	7-13	0-0	3-4	9	2	17	1	4	0	3	36
Kerr	5-11	5-10	2-3	4	2	17	8	0	0	1	39
McMillan	2-6	2-5	2-2	2	3	8	4	0	0	1	22
Lofton	2-3	1-2	1-2	0	1	6	1	1	0	3	11
Mason	2-3	2-2	0-1	1	0	6	0	1	0	0	8
Turner	0-0	0-0	1-2	1	3	1	0	0	0	0	7
Others	0-0	0-0	0-0	1	0	0	0	2	0	2	7
Team				5							
<b>Totals</b>	<b>37-66</b>	<b>11-24</b>	<b>14-19</b>	<b>32</b>	<b>16</b>	<b>99</b>	<b>22</b>	<b>13</b>	<b>1</b>	<b>12</b>	<b>200</b>
	FG%: .561	3-PT%: .458									

### SCORE BY PERIODS

	1	2	3	4	ATTENDANCE
Iowa		34	45	79	23,229
Arizona		38	61	99	

**IOWA 87, RUTGERS 83 (1st Round)****March 17, 1989, Providence, RI****Iowa -- 87**

Name	FG	3-PT	FT	RB	PF	TP	A	TO	BK	S	MN
Horton	3-7	0-0	1-3	5	4	7	2	3	0	3	31
Bullard	3-4	2-3	1-1	11	1	9	2	4	0	0	29
Jepsen	1-1	0-0	0-0	4	2	2	1	1	0	0	18
Armstrong	12-19	6-9	5-6	2	1	35	5	3	0	3	36
Marble	9-13	1-2	5-7	4	2	24	2	4	0	0	37
Moses	2-4	0-0	0-1	3	2	4	0	0	0	0	18
Lookingbill	1-1	0-0	0-0	2	1	2	0	1	0	1	11
Garner	2-3	0-0	0-1	0	3	4	6	4	0	0	16
Skinner	0-0	0-0	0-0	0	0	0	0	0	0	0	1
Team				1							
<b>Totals</b>	<b>33-52</b>	<b>9-14</b>	<b>12-19</b>	<b>32</b>	<b>16</b>	<b>87</b>	<b>18</b>	<b>20</b>	<b>0</b>	<b>7</b>	<b>200</b>
FG%:	.635	3-PT%:	.643	FT%:	.632						

**Rutgers -- 87**

Name	FG	3-PT	FT	RB	PF	TP	A	TO	BK	S	MN
Ward	3-3	0-0	0-1	5	2	6	1	1	0	0	18
Salvage	8-18	4-9	6-6	4	3	26	2	3	0	0	34
Duckett	6-13	0-0	0-0	7	3	12	0	3	2	0	32
Dadlka	4-14	2-9	0-0	0	5	10	4	1	0	6	39
Carter	7-8	0-0	0-1	1	3	14	5	5	0	3	34
Perry	1-3	0-1	0-0	5	3	2	0	1	0	0	21
Everson	0-0	0-0	0-0	0	0	0	0	2	0	0	3
Dixon	1-2	0-0	1-2	1	0	3	1	0	0	0	7
Smith	0-1	0-0	0-0	0	0	0	0	0	0	0	2
McInnis	0-0	0-0	0-0	2	0	0	0	1	0	0	10
Team				2							
<b>Totals</b>	<b>30-62</b>	<b>6-19</b>	<b>7-10</b>	<b>27</b>	<b>19</b>	<b>73</b>	<b>13</b>	<b>17</b>	<b>2</b>	<b>9</b>	<b>200</b>
FG%:	.484	3-PT%:	.316	FT%:	.700						

**SCORE BY PERIODS**

	1	2	3	4	ATTENDANCE:
Iowa	45	42	87		12,106
Rutgers	39	34	73		

**NC STATE 102, IOWA 96 -- 2OT (2nd Round)****March 19, 1989, Providence, RI****Iowa -- 96**

Name	FG	3-PT	FT	RB	PF	TP	A	TO	BK	S	MN
Horton	13-22	0-1	6-6	12	4	32	3	2	0	1	46
Bullard	2-9	0-3	4-4	4	1	8	4	2	0	0	34
Jepsen	2-3	0-0	0-0	3	2	4	0	0	0	0	21
Armstrong	7-13	2-4	4-4	3	3	20	5	1	1	1	46
Marble	10-23	2-5	2-3	7	3	24	3	2	1	2	44
Moses	0-4	0-0	0-0	1	3	0	0	1	0	0	11
Garner	0-0	0-0	2-2	2	2	2	5	3	0	0	31
Lookingbill	2-2	0-0	2-2	0	4	6	2	0	0	0	17
Team				3							
<b>Totals</b>	<b>36-76</b>	<b>4-13</b>	<b>20-21</b>	<b>35</b>	<b>22</b>	<b>96</b>	<b>22</b>	<b>11</b>	<b>2</b>	<b>4</b>	<b>250</b>
FG%:	.474	3-PT%:	.308	FT%:	.952						

**North Carolina State -- 102**

Name	FG	3-PT	FT	RB	PF	TP	A	TO	BK	S	MN
Howard	8-12	0-0	0-0	6	3	16	2	3	2	2	45
Brown	5-7	1-1	3-6	4	5	14	0	1	1	0	43
Lester	4-7	0-0	2-2	9	4	10	1	1	7	1	43
Corchiani	5-8	2-2	4-6	3	4	16	10	3	1	1	49
Monroe	13-21	4-10	10-11	4	2	40	4	1	0	1	47
Weems	1-1	0-0	0-0	0	1	2	2	1	0	0	9
D'Amico	0-1	0-0	0-0	0	1	0	0	0	0	0	7
Hinnart	0-0	0-0	4-4	0	0	4	0	0	0	0	4
Lee	0-0	0-0	0-0	0	0	0	0	1	0	0	3
Team				1							
<b>Totals</b>	<b>36-57</b>	<b>7-13</b>	<b>23-29</b>	<b>27</b>	<b>20</b>	<b>102</b>	<b>19</b>	<b>11</b>	<b>11</b>	<b>5</b>	<b>250</b>
FG%:	.632	3-PT%:	.538	FT%:	.793						

**SCORE BY PERIODS**

	1	2	3	4	ATTENDANCE:
Iowa	41	34	8	13	96
NC State	31	34	8	19	102

**IOWA 76, EAST TENNESSEE STATE 73 (1st Round)****March 14, 1991, Minneapolis, MN****Iowa -- 76**

Name	FG	3-PT	FT	RB	PF	TP	A	TO	BK	S	MN
Davis	3-4	1-1	4-4	4	1	11	0	2	0	2	20
Street	0-3	0-0	2-4	7	2	2	3	2	0	5	23
Winters	3-4	0-0	0-0	6	2	6	1	6	1	0	20
Skinner	4-4	4-4	2-2	3	4	14	3	3	0	0	29
Moses	5-9	2-3	2-2	5	1	14	0	4	0	2	34
Earl	4-9	0-0	10-14	6	4	18	1	3	2	0	32
Smith	2-5	0-1	1-2	2	1	5	1	2	0	0	15
Barnes	3-10	0-1	0-0	3	0	6	1	0	0	2	22
Webb	0-0	0-0	0-0	1	0	0	0	0	0	0	5
Team				2							
<b>Totals</b>	<b>24-48</b>	<b>7-10</b>	<b>21-28</b>	<b>39</b>	<b>15</b>	<b>76</b>	<b>10</b>	<b>22</b>	<b>3</b>	<b>11</b>	<b>200</b>
FG%:	.500	3-PT%:	.700	FT%:	.750						

**East Tennessee State -- 73**

Name	FG	3-PT	FT	RB	PF	TP	A	TO	BK	S	MN
English	11-17	0-0	3-3	10	3	25	0	3	0	3	36
Story	2-5	0-1	3-4	4	5	7	0	1	0	3	22
Jones	1-2	0-0	1-4	3	4	3	1	1	1	2	22
Jennings	4-13	3-8	0-0	4	3	11	13	0	0	2	37
Geer	3-7	1-4	0-1	1	1	7	0	1	0	1	22
Pelphrey	3-10	2-6	0-0	1	5	8	1	4	0	1	27
Silvers	2-4	0-0	0-0	0	0	4	1	2	0	1	10
West	3-7	2-6	0-0	1	1	8	1	1	0	1	20
Palmer	0-0	0-0	0-0	0	0	0	1	0	0	0	3
Hayes	0-0	0-0	0-0	0	0	0	0	0	0	0	1
Team				2							
<b>Totals</b>	<b>29-65</b>	<b>8-25</b>	<b>7-12</b>	<b>26</b>	<b>22</b>	<b>73</b>	<b>18</b>	<b>13</b>	<b>1</b>	<b>14</b>	<b>200</b>
FG%:	.446	3-PT%:	.320	FT%:	.583						

**SCORE BY PERIODS**

	1	2	3	4	ATTENDANCE:
Iowa	33	43	76		25,759
E. Tennessee St.	37	36	73		

**DUKE 85, IOWA 70 (2nd Round)****March 16, 1991, Minneapolis, MN****Iowa -- 70**

Name	FG	3-PT	FT	RB	PF	TP	A	TO	BK	S	MN
Winters	1-3	0-0	0-1	4	2	2	1	0	0	0	18
Moses	10-14	3-4	0-0	0	5	23	0	2	0	1	23
Street	2-2	0-0	1-3	4	4	5	1	3	0	0	25
Davis	5-9	0-0	1-2	3	4	11	0	5	0	1	21
Skinner	1-5	1-5	4-5	0	4	7	3	4	0	0	25
Smith	0-6	0-1	1-2	2	0	1	6	3	0	2	19
Earl	6-9	0-0	3-5	6	4	15	1	2	4	2	32
Webb	0-0	0-0	2-2	0	1	2	0	0	0	0	6
Barnes	2-5	0-2	0-0	2	2	4	3	2	0	1	31
Team				8							
<b>Totals</b>	<b>27-53</b>	<b>4-12</b>	<b>12-20</b>	<b>29</b>	<b>26</b>	<b>70</b>	<b>15</b>	<b>22</b>	<b>4</b>	<b>7</b>	<b>200</b>
FG%:	.509	3-PT%:	.333	FT%:	.600						

**Duke -- 85**

Name	FG	3-PT	FT	RB	PF	TP	A	TO	BK	S	MN
Koubek	4-8	1-4	0-0	3	2	9	1	2	0	0	16
Hill	6-11	0-0	2-3	9	2	14	3	3	0	6	30
Laettner	5-7	1-1	8-9	4	4	19	2	2	0	2	31
Hurley	1-6	0-5	2-2	2	3	4	8	1	0	1	35
Hill	6-10	0-0	5-7	5	3	17	0	2	1	0	26
McCaffrey	4-9	0-0	2-4	3	1	10	2	2	0	3	27
Lang	0-0	0-0	1-2	2	2	1	0	1	0	0	7
Davis	3-6	0-0	2-2	5	0	8	2	2	0	0	22
Palmer	1-1	0-0	0-0	0	1	2	0	0	0	0	2
Buckley	0-0	0-0	0-0	2	0	0	0	0	0	0	1
Clark	0-0	0-0	1-4	0	0	1	1	0	0	0	2
Ast	0-0	0-0	0-0	0	0	0	0	0	0	0	1
<b>Totals</b>	<b>30-58</b>	<b>2-10</b>	<b>23-33</b>	<b>35</b>	<b>18</b>	<b>85</b>	<b>19</b>	<b>15</b>	<b>1</b>	<b>12</b>	<b>200</b>
FG%:	.517	3-PT%:	.200	FT%:	.697						

**SCORE BY PERIODS**

	1	2	3	4	ATTENDANCE:
Iowa	29	41	70		28,114
Duke	44	41	85		

**IOWA 98, TEXAS 92 (1st Round)**

March 19, 1992, Greensboro, NC

**Iowa -- 98**

Name	FG	3-PT	FT	RB	PF	TP	A	TO	BK	S	MN
Moses	10-20	0-6	2-4	16	0	22	7	3	0	0	32
Street	6-8	1-2	3-4	9	3	16	0	1	0	1	32
Earl	11-17	0-0	3-6	5	2	25	0	1	3	0	33
Smith	0-0	0-0	1-2	1	1	1	5	2	0	0	21
Barnes	7-15	2-6	5-6	1	1	21	5	3	0	1	30
Skinner	0-0	0-0	0-1	1	1	0	3	1	0	1	19
Winters	3-4	0-0	3-4	3	4	9	1	1	0	1	13
Lookingbill	2-2	0-0	0-0	2	1	4	1	0	0	0	19
Webb	0-0	0-0	0-0	0	0	0	0	0	0	0	1
Team				3				1			
<b>Totals</b>	<b>39-56</b>	<b>3-14</b>	<b>17-27</b>	<b>41</b>	<b>13</b>	<b>98</b>	<b>22</b>	<b>13</b>	<b>3</b>	<b>4</b>	<b>200</b>
	<b>FG%:</b>	<b>.591</b>	<b>3-PT%:</b>	<b>.214</b>		<b>FT%:</b>	<b>.630</b>				

**Texas -- 92**

Name	FG	3-PT	FT	RB	PF	TP	A	TO	BK	S	MN
Williams	6-15	1-3	1-1	3	4	14	1	1	0	2	22
Cambridge	8-14	0-2	0-2	8	1	16	1	5	0	1	32
Burditt	1-2	0-0	0-0	8	3	2	2	0	0	0	39
Tyler	10-19	6-11	0-0	2	4	26	2	6	0	0	39
Rencher	9-20	5-11	3-3	5	5	26	6	1	0	2	34
Penders	0-0	0-0	0-0	0	2	0	0	0	0	0	1
Watson	1-2	1-2	0-0	0	1	3	3	0	0	0	13
Richardson	1-6	0-2	3-4	1	4	5	3	0	0	2	19
Houston	0-0	0-0	0-0	0	0	0	0	0	0	0	1
Team				8							
<b>Totals</b>	<b>36-78</b>	<b>13-31</b>	<b>7-10</b>	<b>35</b>	<b>24</b>	<b>92</b>	<b>18</b>	<b>13</b>	<b>0</b>	<b>7</b>	<b>200</b>
	<b>FG%:</b>	<b>.462</b>	<b>3-PT%:</b>	<b>.419</b>		<b>FT%:</b>	<b>.700</b>				

**SCORE BY PERIODS**

Iowa	49	49	98
Texas	42	50	92

ATTENDANCE: 15,800

**DUKE 75, IOWA 62 (2nd Round)**

March 21, 1992, Greensboro, NC

**Iowa -- 62**

Name	FG	3-PT	FT	RB	PF	TP	A	TO	BK	S	MN
Moses	5-11	0-1	2-3	3	2	12	2	6	0	3	28
Street	3-3	0-0	1-2	1	5	7	1	0	1	1	19
Earl	8-17	0-0	3-4	12	4	19	0	6	8	3	37
Smith	0-3	0-0	0-0	0	2	0	3	4	0	1	18
Barnes	3-11	2-5	2-2	1	1	10	1	1	0	1	29
Skinner	1-3	1-2	2-2	0	2	5	4	1	0	1	22
Davis	2-4	0-0	0-0	2	0	4	1	0	0	0	9
Winters	0-3	0-1	0-2	5	5	0	2	3	1	2	20
Lookingbill	2-6	1-1	0-0	3	3	5	0	1	0	0	15
Webb	0-1	0-0	0-0	1	1	0	0	0	0	0	3
Team				5							
<b>Totals</b>	<b>24-62</b>	<b>4-10</b>	<b>10-15</b>	<b>33</b>	<b>25</b>	<b>62</b>	<b>14</b>	<b>22</b>	<b>10</b>	<b>12</b>	<b>200</b>
	<b>FG%:</b>	<b>.387</b>	<b>3-PT%:</b>	<b>.400</b>		<b>FT%:</b>	<b>.667</b>				

**Duke -- 75**

Name	FG	3-PT	FT	RB	PF	TP	A	TO	BK	S	MN
Lang	1-3	0-0	0-0	8	3	2	0	3	1	0	23
Davis	6-16	2-6	7-10	10	1	21	0	1	1	2	30
Laettner	6-12	0-2	7-7	8	3	19	1	5	3	4	37
Hurley	4-9	1-4	3-4	4	3	12	9	5	0	1	37
Hill	2-8	0-2	6-8	5	2	10	2	2	0	0	31
Clark	0-0	0-0	0-0	1	3	0	0	1	0	0	2
Blakeney	0-0	0-0	0-0	0	0	0	0	0	0	0	1
Burt	0-1	0-0	0-0	0	0	0	0	0	0	0	1
Hill	3-8	0-0	5-6	4	3	11	0	2	0	1	31
Parks	0-0	0-0	0-0	0	0	0	0	1	3	0	7
Team				6							
<b>Totals</b>	<b>22-57</b>	<b>3-14</b>	<b>28-35</b>	<b>46</b>	<b>18</b>	<b>75</b>	<b>12</b>	<b>20</b>	<b>8</b>	<b>8</b>	<b>200</b>
	<b>FG%:</b>	<b>.386</b>	<b>3-PT%:</b>	<b>.214</b>		<b>FT%:</b>	<b>.800</b>				

**SCORE BY PERIODS**

Iowa	24	38	62
Duke	48	27	75

ATTENDANCE: 15,800

**IOWA 82, NORTHEAST LOUISIANA 69 (1st Round)**

March 19, 1993, Nashville, TN

**Iowa -- 82**

Name	FG	3-PT	FT	RB	PF	TP	A	TO	BK	S	MN
Winters	6-8	0-0	0-2	8	3	12	1	5	1	1	23
Lookingbill	3-5	0-2	0-0	4	0	6	2	3	0	1	25
Earl	10-18	0-0	3-3	15	1	23	1	3	5	0	32
Smith	0-1	0-0	2-2	3	3	2	3	6	0	2	25
Barnes	5-13	0-0	5-5	8	0	15	2	0	0	0	30
Webb	1-1	0-0	0-0	0	1	2	0	2	0	0	7
Murray	4-5	0-0	2-2	3	1	10	1	2	1	1	20
Millard	2-2	0-0	0-1	1	1	4	0	3	0	0	13
Bartels	1-2	1-2	0-0	2	1	3	2	0	0	3	10
Gasper	1-1	1-1	2-2	0	1	5	1	2	0	0	15
Team				1							
<b>Totals</b>	<b>33-56</b>	<b>2-5</b>	<b>14-17</b>	<b>45</b>	<b>12</b>	<b>82</b>	<b>13</b>	<b>26</b>	<b>7</b>	<b>8</b>	<b>200</b>
	<b>FG%:</b>	<b>.589</b>	<b>3-PT%:</b>	<b>.400</b>		<b>FT%:</b>	<b>.778</b>				

**Northeast Louisiana -- 69**

Name	FG	3-PT	FT	RB	PF	TP	A	TO	BK	S	MN
Davis	2-10	0-6	0-0	3	3	4	2	0	0	1	32
Stephen	6-13	0-0	1-2	5	3	13	2	5	0	2	39
Stuart	10-20	0-1	0-1	5	0	20	2	1	0	2	38
Johnson	8-16	0-1	0-2	4	5	16	4	7	0	3	35
Brown	5-8	3-5	1-1	1	0	14	3	3	0	1	35
Smith	0-1	0-0	0-0	0	1	0	0	0	0	0	2
Redmond	0-2	0-1	0-0	0	4	0	0	1	0	1	14
Enloe	0-0	0-0	0-0	1	1	0	1	0	0	0	4
Murray	1-1	0-0	0-0	0	0	2	0	0	0	0	1
Team				4							
<b>Totals</b>	<b>32-71</b>	<b>3-14</b>	<b>2-6</b>	<b>23</b>	<b>17</b>	<b>69</b>	<b>14</b>	<b>17</b>	<b>0</b>	<b>10</b>	<b>200</b>
	<b>FG%:</b>	<b>.451</b>	<b>3-PT%:</b>	<b>.214</b>		<b>FT%:</b>	<b>.333</b>				

**SCORE BY PERIODS**

Iowa	37	45	82
NE Louisiana	32	37	69

ATTENDANCE: 14,600

**WAKE FOREST 84, IOWA 78 (2nd Round)**

March 21, 1993, Nashville, TN

**Iowa -- 78**

Name	FG	3-PT	FT	RB	PF	TP	A	TO	BK	S	MN
Winters	2-2	0-0	2-3	2	4	6	2	1	0	1	20
Lookingbill	6-9	3-5	0-0	4	4	15	1	4	0	1	25
Earl	7-12	0-0	2-3	7	2	16	2	1	0	1	34
Smith	3-6	1-3	0-0	1	0	7	9	0	0	0	30
Barnes	4-9	3-6	4-4	2	2	15	3	0	0	0	33
Millard	1-2	0-1	0-0	0	1	2	1	1	0	1	15
Murray	3-8	1-3	4-4	2	1	11	2	1	0	0	27
Gasper	0-0	0-0	0-0	1	1	0	2	0	0	1	10
Webb	2-2	0-0	2-2	1	0	6	0	1	0	0	6
Team				1							
<b>Totals</b>	<b>28-50</b>	<b>8-18</b>	<b>14-16</b>	<b>20</b>	<b>15</b>	<b>78</b>	<b>22</b>	<b>9</b>	<b>0</b>	<b>5</b>	<b>200</b>
	<b>FG%:</b>	<b>.560</b>	<b>3-PT%:</b>	<b>.444</b>		<b>FT%:</b>	<b>.875</b>				

**Wake Forest -- 84**

Name	FG	3-PT	FT	RB	PF	TP	A	TO	BK	S	MN
Owens	5-9	0-0	2-2	4	2	12	2	2	0	0	36
Rogers	12-17	2-5	7-11	10	1	33	0	2	0	2	38
Hicks	2-4	0-0	2-2	4	3	6	3	1	0	3	33
Harrison	1-5	1-4	0-0	1	1	3	4	3	0	0	23
Childress	8-11	5-7	4-4	1	0	25	6	2	0	2	36
Blucas	1-1	1-1	0-2	2	3	3	4	0	0	0	22
Banks	1-1	0-0	0-0	3	0	2	0	0	0	0	1
Team				1							
<b>Totals</b>	<b>30-48</b>	<b>9-17</b>	<b>15-21</b>	<b>26</b>	<b>10</b>	<b>84</b>					

**IOWA 81, GEORGE WASHINGTON 79 (1st Round)**

March 15, 1996, Tempe, AZ

**Iowa -- 81**

Name	FG	3-PT	FT	RB	PF	TP	A	TO	BK	S	MN
Murray	5-6	0-0	4-6	7	0	14	5	3	0	2	29
Settles	8-17	1-1	4-6	15	4	21	0	4	0	1	31
Millard	7-10	4-6	2-2	9	3	20	1	2	2	1	32
Woolridge	4-12	0-0	3-5	3	3	11	7	6	0	0	30
Glasper	0-0	0-0	0-0	2	0	0	2	2	0	1	25
Robinson	0-0	0-0	0-0	0	0	0	0	0	0	0	3
Kingsbury	5-13	3-8	1-1	4	2	14	4	2	1	1	24
Koch	0-1	0-0	0-0	2	0	0	0	0	0	0	9
Bowen	0-1	0-0	1-2	0	2	1	0	2	1	0	13
Helmers	0-0	0-0	0-0	1	0	0	0	1	0	0	4
Team				4				1			
<b>Totals</b>	<b>29-60</b>	<b>8-15</b>	<b>15-22</b>	<b>47</b>	<b>14</b>	<b>81</b>	<b>19</b>	<b>23</b>	<b>4</b>	<b>6</b>	<b>200</b>
	FG%: .483	3-PT%: .533	FT%: .682								

**George Washington -- 79**

Name	FG	3-PT	FT	RB	PF	TP	A	TO	BK	S	MN
Brade	2-4	0-0	0-0	0	4	4	3	2	0	2	25
Jones	6-9	0-1	3-6	2	3	15	4	3	0	2	31
Koul	7-9	0-0	2-4	6	5	16	1	1	1	1	29
Rogers	6-13	1-5	1-2	4	3	14	10	3	0	2	40
Evans	8-17	6-11	2-6	3	2	24	1	2	0	2	38
Mescheriakov	3-10	0-0	0-1	7	3	6	3	1	0	2	29
Green	0-0	0-0	0-0	0	0	0	0	0	0	0	2
Williams	0-0	0-0	0-0	0	2	0	0	0	0	0	5
Team				3							
<b>Totals</b>	<b>32-62</b>	<b>7-17</b>	<b>8-19</b>	<b>25</b>	<b>22</b>	<b>79</b>	<b>22</b>	<b>12</b>	<b>1</b>	<b>11</b>	<b>200</b>
	FG%: .516	3-PT%: .412	FT%: .421								

**SCORE BY PERIODS**

Iowa	37	44	81
Geo. Washington	36	43	79

**ARIZONA 87, IOWA 73 (2nd Round)**

March 17, 1996, Tempe, AZ

**Iowa -- 73**

Name	FG	3-PT	FT	RB	PF	TP	A	TO	BK	S	MN
Murray	2-9	0-1	2-2	5	3	6	2	1	0	0	30
Settles	6-15	0-3	1-3	12	4	13	1	5	0	2	32
Millard	6-11	2-3	0-0	6	2	14	0	1	1	3	32
Woolridge	6-17	0-1	0-0	3	3	12	7	5	0	0	36
Glasper	1-2	1-2	0-0	1	2	3	3	1	0	0	22
Bowen	1-2	0-0	0-2	1	3	2	0	1	0	1	15
Kingsbury	4-11	4-8	4-5	1	2	16	0	0	0	0	22
Koch	2-2	1-1	2-2	1	2	7	3	0	0	0	8
Helmers	0-0	0-0	0-0	1	0	0	0	0	0	0	3
Team				5							
<b>Totals</b>	<b>28-69</b>	<b>8-19</b>	<b>9-14</b>	<b>36</b>	<b>21</b>	<b>73</b>	<b>16</b>	<b>14</b>	<b>1</b>	<b>6</b>	<b>200</b>
	FG%: .406	3-PT%: .421	FT%: .643								

**Arizona -- 87**

Name	FG	3-PT	FT	RB	PF	TP	A	TO	BK	S	MN
McLean	4-8	2-5	3-4	6	2	13	1	1	0	1	31
Williams	5-10	1-4	0-0	5	2	11	1	2	1	0	33
Davis	7-11	0-0	3-5	14	2	17	0	1	3	0	37
Simon	5-13	1-7	4-4	1	4	15	6	4	0	2	34
Geary	4-7	3-5	5-6	4	2	16	13	1	2	2	38
Dickerson	5-13	1-4	2-5	4	4	13	3	1	1	1	24
Bramlett	1-1	0-0	0-0	1	0	2	0	0	0	0	2
Terry	0-1	0-1	0-0	0	0	0	0	1	0	0	3
Team				7							
<b>Totals</b>	<b>31-64</b>	<b>8-26</b>	<b>17-24</b>	<b>42</b>	<b>16</b>	<b>87</b>	<b>24</b>	<b>12</b>	<b>7</b>	<b>6</b>	<b>200</b>
	FG%: .484	3-PT%: .308	FT%: .708								

**SCORE BY PERIODS**

Iowa	37	36	73
Arizona	48	39	87

**IOWA 73, VIRGINIA 60 (1st Round)**

March 13, 1997, Salt Lake City, UT

**Virginia -- 60**

Name	FG	3-PT	FT	RB	PF	TP	A	TO	BK	S	MN
Nolan	4-6	0-0	0-0	3	2	8	1	1	0	0	21
Alexander	3-10	0-3	0-0	3	2	6	2	1	0	0	22
Ducharme	2-4	0-0	4-4	1	0	8	1	0	1	0	25
Staples	1-8	1-6	2-2	4	1	5	2	0	0	0	34
Deane	8-15	4-9	4-4	2	4	24	3	1	0	0	39
Robinson	2-2	0-0	0-0	3	3	4	0	0	0	0	16
Dersch	1-2	1-2	0-0	0	1	3	3	1	1	0	18
Marcaccini	0-1	0-1	0-0	0	0	0	0	1	0	1	11
Hunter	1-2	0-0	0-0	6	1	2	1	0	1	0	8
Other	0-0	0-0	0-0	1	2	0	1	0	0	0	6
Team				4							
<b>Totals</b>	<b>22-50</b>	<b>6-21</b>	<b>10-10</b>	<b>27</b>	<b>16</b>	<b>60</b>	<b>14</b>	<b>5</b>	<b>3</b>	<b>1</b>	<b>200</b>
	FG%: .440	3-PT%: .286	FT%: 1.000								

**Iowa -- 73**

Name	FG	3-PT	FT	RB	PF	TP	A	TO	BK	S	MN
Bowen	7-11	1-2	0-0	16	1	15	2	0	0	1	26
Moore	4-6	0-0	0-2	2	0	8	1	0	0	0	25
Rucker	8-16	0-0	3-4	5	1	19	1	0	4	0	29
Woolridge	7-16	1-4	2-3	2	1	17	10	0	0	0	32
McCausland	0-3	0-2	0-0	1	0	0	2	0	0	1	28
Bauer	0-0	0-0	1-2	5	2	1	0	0	0	0	13
Luehrsmann	0-6	0-5	3-4	1	0	3	2	1	0	1	19
Koch	4-9	2-5	0-0	4	3	10	3	2	1	0	17
Robinson	0-1	0-0	0-0	1	2	0	0	0	0	0	7
Other	0-1	0-1	0-0	0	0	0	0	0	0	0	4
Team				7							
<b>Totals</b>	<b>30-69</b>	<b>4-19</b>	<b>9-15</b>	<b>44</b>	<b>10</b>	<b>73</b>	<b>21</b>	<b>3</b>	<b>5</b>	<b>3</b>	<b>200</b>
	FG%: .435	3-PT%: .211	FT%: .600								

**SCORE BY PERIODS**

Virginia	28	32	60
Iowa	37	36	73

**KENTUCKY 75, IOWA 69 (2nd Round)**

March 15, 1997, Salt Lake City, UT

**Iowa -- 69**

Name	FG	3-PT	FT	RB	PF	TP	A	TO	BK	S	MN
Bowen	4-7	0-1	6-8	8	1	14	0	1	0	0	27
Moore	1-2	0-0	0-0	10	2	2	0	3	1	0	26
Rucker	3-12	0-0	4-6	7	1	10	0	2	2	0	33
Woolridge	9-18	3-8	8-10	4	1	29	5	4	1	0	38
McCausland	3-6	3-6	0-0	2	2	9	1	3	0	0	27
Bauer	0-0	0-0	0-0	1	0	0	1	0	0	1	11
Luehrsmann	1-5	1-3	0-0	3	1	3	2	2	0	0	18
Koch	1-4	0-2	0-0	2	4	2	0	3	1	0	18
Robinson	0-0	0-0	0-0	0	0	0	0	0	0	1	2
Team				2							
<b>Totals</b>	<b>22-54</b>	<b>7-20</b>	<b>18-24</b>	<b>39</b>	<b>12</b>	<b>69</b>	<b>9</b>	<b>20</b>	<b>5</b>	<b>2</b>	<b>200</b>
	FG%: .407	3-PT%: .350	FT%: .750								

**Kentucky -- 75**

Name	FG	3-PT	FT	RB	PF	TP	A	TO	BK	S	MN
Mercer	3-8	1-3	3-6	7	4	10	2	1	0	1	22
Padgett	4-10	1-4	0-0	3	3	9	3	0	0	3	29
Prickett	7-11	0-0	1-1	8	3	15	2	3	1	2	36
Turner	6-16	0-0	1-2	1	2	13	1	1	0	0	27
Epps	2-10	1-6	0-0	2	2	5	8	1	0	2	36
Edwards	1-2	0-1	0-0	2	1	2	0	3	0	0	18
Mohammed	5-8	0-0	0-0	10	3	10	0	1	2	1	14
Mills	4-7	3-5	0-0	2	2	11	2	1	0	1	17
Magloire	0-0	0-0	0-0	0	1	0	0	1	0	0	1
Team				3							
<b>Totals</b>	<b>32-72</b>	<b>6-19</b>	<b>5-9</b>	<b>38</b>	<b>21</b>	<b>75</b>	<b>18</b>	<b>12</b>	<b>3</b>	<b>10</b>	<b>200</b>
	FG%: .444	3-PT%: .316	FT%: .556								

**SCORE BY PERIODS**

Iowa	35	34	69
Kentucky	35	40	75





# IOWA BASKETBALL

2018 MEDIA GUIDE

## IOWA 77, ALABAMA-BIRMINGHAM 64 (1st Round)

March 11, 1999, McNichols Sports Arena, Denver, CO

### Alabama-Birmingham -- 64

Name	FG	3-PT	FT	RB	PF	TP	A	TO	BK	S	MN
Williams	11-25	1-4	3-5	14	2	26	1	1	0	1	36
Brown	6-10	0-0	4-6	7	3	16	0	1	2	3	33
Ward	0-7	0-2	0-2	4	4	0	6	4	1	1	35
Holmes	1-6	1-4	0-0	1	4	3	4	3	0	2	19
Cobb	2-5	2-5	0-0	2	4	6	4	3	0	1	31
Bass	0-0	0-0	0-0	0	0	0	0	1	0	0	6
Ransom	2-3	0-0	0-0	0	0	4	0	1	0	0	7
Armstrong	0-0	0-0	0-0	1	0	0	0	0	0	0	1
Mitchell	2-5	2-4	1-2	4	2	7	0	2	1	1	19
Jackson	0-2	0-0	2-4	2	2	2	0	0	0	0	12
Team				4							
<b>Totals</b>	<b>24-63</b>	<b>6-19</b>	<b>10-19</b>	<b>39</b>	<b>22</b>	<b>64</b>	<b>15</b>	<b>16</b>	<b>4</b>	<b>9</b>	<b>200</b>
FG%:	.381	3-PT%:	.316	FT%:	.526						

### Iowa -- 77

Name	FG	3-PT	FT	RB	PF	TP	A	TO	BK	S	MN
Settles	7-12	3-6	0-0	9	3	17	0	6	0	1	29
Koch	3-5	1-1	5-5	4	3	12	1	2	0	1	25
Bauer	2-3	1-2	1-1	3	0	6	3	2	0	2	23
Luehrsmann	2-8	1-4	0-0	4	1	5	2	3	0	3	22
McCausland	4-8	3-7	2-6	2	2	13	1	0	0	0	26
Rucker	1-3	0-0	0-1	4	0	2	1	2	1	0	11
Jaacks	1-3	1-1	0-1	1	3	3	2	0	0	0	14
Oliver	5-7	2-2	3-6	2	1	15	6	1	0	2	19
Henderson	0-2	0-0	0-0	0	0	0	0	0	0	0	5
Range	1-1	0-0	2-2	2	5	4	1	3	0	1	23
Smith	0-1	0-0	0-0	1	0	0	0	0	0	1	3
Team				6				1			
<b>Totals</b>	<b>26-53</b>	<b>12-23</b>	<b>13-22</b>	<b>38</b>	<b>18</b>	<b>77</b>	<b>17</b>	<b>20</b>	<b>1</b>	<b>11</b>	<b>200</b>
FG%:	.491	3-PT%:	.522	FT%:	.591						

### SCORE BY PERIODS:

Alabama-Birmingham	32	32	64
Iowa	37	40	77

ATTENDANCE: 16,237

## IOWA 82, ARKANSAS 72 (2nd Round)

March 13, 1999, McNichols Sports Arena, Denver, CO

### Iowa -- 82

Name	FG	3-PT	FT	RB	PF	TP	A	TO	BK	S	MN
Settles	2-12	0-2	4-5	7	3	8	2	3	0	3	27
Koch	3-8	0-2	6-8	8	3	12	3	2	2	0	25
Bauer	1-1	0-0	0-0	6	1	2	3	1	0	2	24
Oliver	3-7	1-3	10-13	2	1	17	4	2	0	1	27
McCausland	6-10	5-9	0-0	5	1	17	3	2	0	1	31
Rucker	2-5	0-0	0-0	3	1	4	0	1	1	0	12
Jaacks	2-4	0-0	0-1	7	3	4	0	6	0	0	15
Luehrsmann	2-4	1-1	1-2	2	1	6	1	3	0	3	19
Range	5-8	1-1	1-1	4	0	12	2	3	0	2	20
Team				3				1			
<b>Totals</b>	<b>26-59</b>	<b>8-18</b>	<b>22-30</b>	<b>47</b>	<b>14</b>	<b>82</b>	<b>18</b>	<b>24</b>	<b>3</b>	<b>12</b>	<b>200</b>
FG%:	.441	3-PT%:	.444	FT%:	.733						

### Arkansas -- 72

Name	FG	3-PT	FT	RB	PF	TP	A	TO	BK	S	MN
Jefferies	0-3	0-1	0-0	1	4	0	0	3	0	1	10
Walker	7-14	6-12	2-2	5	3	22	0	2	0	6	32
Hood	3-9	0-0	3-4	9	2	9	2	3	2	1	35
Reid	8-17	1-6	1-3	2	4	18	11	5	0	1	38
Bradley	3-10	2-9	0-0	4	4	8	1	3	0	1	28
Cleveland	2-5	2-4	0-0	3	4	6	8	3	0	2	22
Dean	1-4	0-2	0-2	1	4	2	0	1	0	0	11
Davis	0-0	0-0	0-0	0	0	0	0	0	0	0	1
Gipson	2-4	1-3	2-2	0	0	7	1	0	0	1	17
Davenport	0-0	0-0	0-0	2	1	0	0	0	2	0	6
Team				5							
<b>Totals</b>	<b>26-66</b>	<b>12-37</b>	<b>8-13</b>	<b>32</b>	<b>26</b>	<b>72</b>	<b>23</b>	<b>20</b>	<b>4</b>	<b>13</b>	<b>200</b>
FG%:	.394	3-PT%:	.324	FT%:	.615						

### SCORE BY PERIODS:

Iowa	34	48	82
Arkansas	41	31	72

ATTENDANCE: 16,237

## CONNECTICUT 78, IOWA 68 (Sweet 16)

March 18, 1999, America West Arena, Phoenix, AZ

### Iowa -- 68

Name	FG	3-PT	FT	RB	PF	TP	A	TO	BK	S	MN
Settles	3-11	1-5	4-4	6	4	11	2	3	0	0	24
Bauer	0-0	0-0	0-0	6	1	0	2	0	0	0	21
Koch	5-7	2-3	2-2	3	4	14	1	2	0	0	23
Oliver	2-10	1-4	0-3	2	2	5	2	4	0	0	31
McCausland	3-7	3-7	0-0	0	1	9	1	1	0	2	28
Rucker	4-6	0-0	0-0	6	1	8	0	1	0	0	14
Jaacks	2-5	0-1	3-5	5	2	7	1	3	0	0	16
Range	3-4	0-0	1-2	0	2	7	1	1	0	2	18
Luehrsmann	2-7	1-3	0-0	1	4	5	1	0	0	1	19
Others	1-4	0-0	0-0	2	0	2	0	0	0	1	6
Team				1							
<b>Totals</b>	<b>25-61</b>	<b>8-23</b>	<b>10-16</b>	<b>32</b>	<b>21</b>	<b>68</b>	<b>11</b>	<b>15</b>	<b>0</b>	<b>6</b>	<b>200</b>
FG%:	.410	3-PT%:	.348	FT%:	.625						

### Connecticut -- 78

Name	FG	3-PT	FT	RB	PF	TP	A	TO	BK	S	MN
Freeman	4-6	0-0	2-2	6	1	10	0	1	0	2	32
Hamilton	8-17	1-4	7-8	3	2	24	4	2	1	0	38
Voskuhl	1-2	0-0	2-2	4	4	4	0	2	0	0	23
Moore	2-5	1-3	1-2	5	0	6	5	2	0	0	34
El-Amin	6-10	1-2	8-10	3	4	21	5	1	0	2	26
Mouring	4-6	3-4	0-0	3	1	11	4	1	0	0	15
Saunders	1-2	0-0	0-0	2	3	2	0	1	0	0	18
Harrison	0-0	0-0	0-0	0	0	0	0	0	0	0	6
Wane	0-0	0-0	0-0	0	1	0	0	2	1	1	6
Jones	0-0	0-0	0-0	0	0	0	0	0	0	0	2
Team				0							
<b>Totals</b>	<b>26-48</b>	<b>6-13</b>	<b>20-24</b>	<b>26</b>	<b>16</b>	<b>78</b>	<b>18</b>	<b>12</b>	<b>2</b>	<b>5</b>	<b>200</b>
FG%:	.542	3-PT%:	.462	FT%:	.833						

### SCORE BY PERIODS:

Iowa	35	33	68
Connecticut	40	38	78

ATTENDANCE: 17,975

## IOWA 69, CREIGHTON 56 (1st Round)

March 15, 2001, Nassau Coliseum, Uniondale, NY

### Creighton -- 56

Name	FG	3-PT	FT	RB	PF	TP	A	TO	BK	S	MN
Taylor	3-8	1-5	0-0	2	2	7	2	1	0	0	25
Korver	2-13	2-13	4-5	7	4	10	1	2	1	0	34
Huss	3-3	0-0	0-0	1	5	6	1	1	1	0	15
Walker	5-13	0-3	1-1	9	4	11	1	2	0	1	30
Sears	3-11	2-7	0-0	0	3	8	4	3	0	2	40
Lindeman	1-1	0-0	0-0	4	3	2	1	0	0	0	14
Klein	0-0	0-0	0-0	0	2	0	0	0	0	0	7
Pyfrom	4-8	0-0	3-4	7	1	11	1	2	1	0	21
Other	0-6	0-0	1-2	4	4	1	0	1	0	0	14
Team				3							
<b>Totals</b>	<b>21-63</b>	<b>5-28</b>	<b>9-12</b>	<b>37</b>	<b>28</b>	<b>56</b>	<b>11</b>	<b>12</b>	<b>3</b>	<b>3</b>	<b>200</b>
FG%:	.333	3-PT%:	.179	FT%:	.750						

### Iowa -- 69

Name	FG	3-PT	FT	RB	PF	TP	A	TO	BK	S	MN
Worley	3-6	0-0	6-6	4	5	12	0	4	0	0	30
Henderson	5-7	2-3	4-5	4	1	16	0	2	1	0	36
Evans	3-8	0-0	13-15	7	3	19	1	4	0	0	30
Boyd	1-5	0-3	1-2	3	0	3	3	0	0	1	29
Oliver	5-17	1-5	4-5	6	1	15	4	1	0	2	39
Reiner	0-1	0-0	0-0	1	1	0	0	0	0	0	4
Thompson	0-1	0-0	0-0	1	1	0	0	2	0	0	4
Galloway	0-0	0-0	2-2	1	0	2	0	0	0	0	3
Smith	0-0	0-0	0-0	3	1	0	0	0	0	0	15
Scott	0-0	0-0	0-0	1	1	0	0	0	0	0	2
Sonderleiter	1-1	0-0	0-0	1	1	2	0	0	1	0	8
Team				6							
<b>Totals</b>	<b>18-46</b>	<b>3-11</b>	<b>30-35</b>	<b>38</b>	<b>15</b>	<b>69</b>	<b>8</b>	<b>13</b>	<b>2</b>	<b>3</b>	<b>200</b>
FG%:	.391	3-PT%:	.273	FT%:	.857						

### SCORE BY PERIODS:

Creighton	30	26	56
Iowa	32	37	69

ATTENDANCE: 9,086

**KENTUCKY 92, IOWA 79 (2nd Round)**

March 17, 2001, Nassau Coliseum, Uniondale, NY

**Iowa -- 79**

Name	FG	3-PT	FT	RB	PF	TP	A	TO	BK	S	MN
Worley	1-5	0-0	4-5	4	5	6	0	2	0	1	28
Henderson	0-4	0-2	6-8	3	1	6	4	2	0	1	31
Evans	6-14	0-0	6-8	13	4	18	0	4	0	0	37
Boyd	2-8	2-7	0-0	1	1	6	2	3	0	1	33
Oliver	8-14	6-9	4-5	2	4	26	4	0	0	3	39
Thompson	4-5	2-2	1-1	2	4	11	0	1	0	0	13
Smith	1-1	1-1	0-0	1	0	3	2	1	0	1	7
Sonderleiter	0-0	0-0	1-2	1	2	1	0	0	0	0	3
Others	1-1	0-0	0-0	0	1	2	1	1	0	0	9
Team				1							
<b>Totals</b>	<b>23-52</b>	<b>11-21</b>	<b>22-29</b>	<b>28</b>	<b>22</b>	<b>79</b>	<b>13</b>	<b>15</b>	<b>0</b>	<b>7</b>	<b>200</b>
	<b>FG%: .442</b>	<b>3-PT%: .524</b>	<b>FT%: .759</b>								

**Kentucky -- 92**

Name	FG	3-PT	FT	RB	PF	TP	A	TO	BK	S	MN
Bogans	4-11	2-6	2-2	7	2	12	4	4	0	0	33
Prince	9-14	6-8	7-8	4	1	31	7	1	1	0	37
Parker	1-1	0-0	0-0	0	3	2	0	0	0	1	3
Fitch	3-4	1-1	3-4	2	3	10	2	0	0	1	17
Smith	2-6	2-5	2-2	2	3	8	5	2	0	0	35
Blevins	1-2	1-2	0-0	2	3	3	0	2	0	0	19
Daniels	1-3	0-1	0-0	3	1	2	0	1	0	0	14
Stone	1-1	0-0	0-2	3	1	2	0	1	1	0	14
Estill	9-11	1-1	3-5	6	3	22	0	2	2	1	22
Other	0-0	0-0	0-0	0	0	0	1	1	0	0	6
Team				1							
<b>Totals</b>	<b>31-53</b>	<b>13-24</b>	<b>17-23</b>	<b>30</b>	<b>20</b>	<b>92</b>	<b>19</b>	<b>14</b>	<b>4</b>	<b>3</b>	<b>200</b>
	<b>FG%: .585</b>	<b>3-PT%: .542</b>	<b>FT%: .739</b>								

**SCORE BY PERIODS:**

Iowa	33	46	79
Kentucky	45	47	92

**ATTENDANCE: 14,595**

**CINCINNATI 76, IOWA 64 (1st Round)**

March 17, 2005, RCA Dome, Indianapolis, IN

**Iowa -- 64**

Name	FG	3-PT	FT	RB	PF	TP	A	TO	BK	S	MN
Brunner	7-17	2-4	4-4	10	3	20	0	0	0	1	32
Hansen	0-0	0-0	0-0	5	4	0	1	0	0	0	16
Haluska	4-13	0-4	2-3	5	2	10	1	1	0	2	37
Horner	4-13	2-6	2-2	4	1	12	1	4	0	1	39
Henderson	1-8	0-1	5-6	3	5	7	1	4	0	1	26
Angle	1-1	0-0	0-0	0	0	2	0	0	0	0	1
Thompson	1-2	0-0	1-2	3	0	3	0	0	0	0	8
Wieck	0-0	0-0	0-0	0	0	0	0	0	0	0	1
Brownlee	0-0	0-0	0-0	0	2	0	0	0	0	0	1
Thomas	0-2	0-0	5-8	9	2	5	0	1	1	1	23
Reed	2-3	1-2	0-0	2	1	5	1	1	0	0	15
Gorney	0-0	0-0	0-0	0	0	0	0	0	0	0	1
Team				2							
<b>Totals</b>	<b>20-59</b>	<b>5-17</b>	<b>19-25</b>	<b>43</b>	<b>20</b>	<b>64</b>	<b>5</b>	<b>11</b>	<b>1</b>	<b>6</b>	<b>200</b>
	<b>FG%: .339</b>	<b>3-PT%: .294</b>	<b>FT%: .760</b>								

**Cincinnati -- 76**

Name	FG	3-PT	FT	RB	PF	TP	A	TO	BK	S	MN
Hicks	5-10	0-1	0-2	9	2	10	2	1	2	1	34
White	4-12	2-5	5-5	6	2	15	4	1	0	1	37
Maxiell	8-11	2-2	4-8	9	2	22	1	1	6	2	36
Williams	5-9	3-5	0-0	4	5	13	4	1	0	1	35
Muhammad	2-8	1-3	4-6	2	3	9	6	2	0	0	31
Kirkland	1-5	1-2	0-0	1	4	3	1	1	0	0	17
Bright	2-2	0-0	0-1	3	1	4	0	1	0	0	10
Others	0-0	0-0	0-0	0	0	0	0	0	0	0	13
Team				2							
<b>Totals</b>	<b>27-57</b>	<b>9-18</b>	<b>13-22</b>	<b>36</b>	<b>19</b>	<b>76</b>	<b>18</b>	<b>8</b>	<b>8</b>	<b>5</b>	<b>200</b>
	<b>FG%: .474</b>	<b>3-PT%: .500</b>	<b>FT%: .591</b>								

**SCORE BY PERIODS:**

Iowa	22	42	64
Cincinnati	32	44	76

**ATTENDANCE: 27,284**

**NORTHWESTERN STATE 64, IOWA 63 (1st Round)**

March 17, 2006, The Palace at Auburn Hills, Auburn Hills, MI

**Northwestern State -- 64**

Name	FG	3-PT	FT	RB	PF	TP	A	TO	BK	S	MN
Lee	7-15	4-6	0-0	2	3	18	1	3	0	1	27
Allen	3-6	0-0	1-5	4	5	7	0	2	0	1	22
Mitchell	1-3	1-2	2-2	6	2	5	6	3	0	2	31
Rogers	2-9	1-3	6-6	3	2	11	8	1	1	1	27
Wallace	4-8	2-5	0-0	4	1	10	0	0	0	3	24
Spencer	1-2	0-0	0-0	0	3	2	0	0	0	0	9
Jones	1-3	0-1	0-0	3	1	2	1	0	0	0	15
Forges	2-6	0-3	0-0	1	2	4	0	1	1	0	14
Bargeman	1-5	0-2	0-0	0	0	2	0	0	0	0	16
Dyer	1-2	1-1	0-0	0	1	3	1	0	2	0	11
Ross	0-1	0-0	0-1	3	1	0	0	1	0	1	4
Team				5							
<b>Totals</b>	<b>23-60</b>	<b>9-23</b>	<b>9-14</b>	<b>31</b>	<b>21</b>	<b>64</b>	<b>17</b>	<b>11</b>	<b>4</b>	<b>9</b>	<b>200</b>
	<b>FG%: .383</b>	<b>FT%: .643</b>	<b>3PT%: .391</b>								

**Iowa -- 63**

Name	FG	3-PT	FT	RB	PF	TP	A	TO	BK	S	MN
Brunner	5-8	0-1	6-9	10	3	16	1	1	1	0	30
Hansen	2-4	0-0	2-2	5	1	6	0	5	2	0	19
Haluska	6-10	5-9	3-3	3	1	20	2	2	0	0	37
Horner	4-13	1-7	2-2	5	1	11	4	3	0	3	39
Henderson	0-2	0-1	3-4	4	4	3	2	3	0	0	34
Thompson	0-1	0-0	0-0	3	1	0	0	2	0	1	10
Freeman	0-0	0-0	0-0	1	2	0	1	2	0	0	8
Thomas	1-3	0-0	5-6	4	4	7	0	0	2	0	21
Reed	0-0	0-0	0-0	0	0	0	0	0	0	0	2
Team				1							
<b>Totals</b>	<b>18-41</b>	<b>6-18</b>	<b>21-26</b>	<b>36</b>	<b>17</b>	<b>63</b>	<b>10</b>	<b>19</b>	<b>5</b>	<b>4</b>	<b>200</b>
	<b>FG%: .439</b>	<b>FT%: .808</b>	<b>3-PT: .333</b>								

**SCORE BY PERIODS:**

Northwestern State	24	40	64
Iowa	28	35	63

**ATTENDANCE: 18,456**

**TENNESSEE 78, IOWA 65 -- OT (First Four)**

March 19, 2014, Dayton Arena, Dayton, OH

**Iowa -- 65**

Name	FG	3-PT	FT	RB	PF	TP	A	TO	BK	S	MN
Basabe	0-2	0-0	0-0	4	4	0	0	1	0	0	9
White	1-5	0-1	5-6	7	3	7	2	1	1	0	36
Woodbury	8-11	0-0	0-0	8	4	16	1	1	0	0	30
Marble	3-15	0-6	1-1	1	2	7	5	0	0	1	36
Gesell	0-4	0-1	0-0	1	4	0	4	0	0	0	19
Olaseni	1-1	0-0	1-2	0	3	3	0	1	0	0	16
Oglesby	2-5	1-3	0-0	0	2	5	1	1	0	0	17
Jok	4-5	2-3	0-0	0	0	10	0	0	0	1	16
Clemmons	1-1	0-0	0-0	1	1	2	0	1	0	0	4
McCabe	2-5	1-2	4-4	6	5	9	1	0	0	0	22
Uthoff	2-4	0-0	2-2	1	0	6	0	0	1	0	20
Team				1							
<b>Totals</b>	<b>24-58</b>	<b>4-16</b>	<b>13-15</b>	<b>30</b>	<b>28</b>	<b>65</b>	<b>14</b>	<b>6</b>	<b>2</b>	<b>2</b>	<b>225</b>
	<b>FG%: .414</b>	<b>FT%: .867</b>	<b>3PT%: .250</b>								

**Tennessee -- 78**

Name	FG	3-PT	FT	RB	PF	TP	A	TO	BK	S	MN
Stokes	5-7	0-0	8-11	13	2	18	0	0	0	0	39
Maymon	3-4	0-0	3-4	7	2	9	2	2	0	0	41
Richardson	6-13	1-5	4-4	8	3	17	2	2	0	1	32
Barton	2-8	2-6	4-4	1	2	10	2	0	0	0	



# IOWA BASKETBALL

2018 MEDIA GUIDE

## IOWA 83, DAVIDSON 52 (1st Round)

March 20, 2015, KeyArena, Seattle, WA

### Davidson -- 52

Name	FG	3-PT	FT	RB	PF	TP	A	TO	BK	S	MN
Aldridge	6-13	2-7	0-0	2	2	14	2	0	1	0	37
Sullivan	3-14	2-5	0-0	3	2	8	4	1	0	0	40
Kalinowski	2-9	0-4	1-1	6	4	5	2	0	0	0	28
Barham	4-8	0-0	1-4	7	2	9	1	0	1	0	26
Gibbs	5-14	2-9	2-2	2	1	14	4	5	0	0	36
Ekwu	0-0	0-0	0-0	1	0	0	0	0	0	0	2
Watkins	0-1	0-1	0-0	0	1	0	0	0	0	0	3
Michelsen	0-2	0-2	0-0	1	0	0	0	0	0	0	9
Mackay	0-0	0-0	0-0	0	0	0	0	0	0	0	1
McAuliffe	1-2	0-0	0-3	5	3	2	0	0	2	1	18
Team				3							
<b>Totals</b>	<b>21-63</b>	<b>6-28</b>	<b>4-10</b>	<b>30</b>	<b>15</b>	<b>52</b>	<b>13</b>	<b>6</b>	<b>4</b>	<b>1</b>	<b>200</b>
	FG%: .333	FT%: .400	3PT%: .214								

### Iowa -- 83

Name	FG	3-PT	FT	RB	PF	TP	A	TO	BK	S	MN
Uthoff	4-12	0-2	0-0	9	1	8	1	1	1	0	29
White	11-14	1-2	3-3	6	0	26	2	1	1	1	35
Woodbury	4-6	0-0	0-1	8	2	8	1	1	0	1	21
Jok	5-11	2-6	0-0	5	1	12	0	0	0	0	29
Gesell	6-12	1-2	2-3	2	1	15	6	0	0	0	28
Olaseni	2-6	0-0	2-3	6	2	6	0	1	3	0	18
Rose	0-0	0-0	0-0	0	0	0	1	0	0	0	2
Oglesby	0-2	0-0	0-0	0	2	0	0	0	0	0	15
Clemmons	1-4	1-3	0-0	3	2	3	1	1	0	1	17
Denning	1-1	1-1	0-0	0	0	3	0	0	0	0	1
Ukah	0-0	0-0	0-0	1	0	0	0	0	0	0	1
Uhl	1-1	0-0	0-0	2	0	0	0	0	0	0	4
Team				4							
<b>Totals</b>	<b>35-69</b>	<b>6-16</b>	<b>7-10</b>	<b>46</b>	<b>11</b>	<b>83</b>	<b>12</b>	<b>5</b>	<b>5</b>	<b>3</b>	<b>200</b>
	FG%: .507	FT%: .700	3-PT: .375								

### SCORE BY PERIODS:

Davidson	29	23	52
Iowa	38	45	83

ATTENDANCE: 14,852

## GONZAGA 87, IOWA 68 (2nd Round)

March 22, 2015, KeyArena, Seattle, WA

### Iowa -- 68

Name	FG	3-PT	FT	RB	PF	TP	A	TO	BK	S	MN
Uthoff	10-19	0-3	0-0	8	0	20	1	0	1	0	38
White	7-13	2-3	3-3	1	3	19	1	1	0	3	38
Woodbury	1-2	0-0	0-0	3	5	2	0	1	1	0	18
Jok	1-6	0-3	2-2	0	2	4	1	2	0	0	15
Gesell	4-10	0-1	1-2	1	1	9	5	4	0	0	33
Olaseni	2-5	0-0	0-1	2	5	4	1	2	1	0	19
Oglesby	0-1	0-1	0-0	1	1	0	0	1	0	0	9
Clemmons	3-4	3-4	1-2	3	0	10	1	0	0	1	25
Uhl	0-0	0-0	0-0	0	0	0	0	0	0	0	5
Team				3							
<b>Totals</b>	<b>28-60</b>	<b>5-15</b>	<b>7-10</b>	<b>22</b>	<b>17</b>	<b>68</b>	<b>10</b>	<b>11</b>	<b>3</b>	<b>4</b>	<b>200</b>
	FG%: .467	FT%: .700	3PT%: .333								

### Gonzaga -- 87

Name	FG	3-PT	FT	RB	PF	TP	A	TO	BK	S	MN
Wiltjer	10-12	4-6	0-0	7	3	24	1	1	0	0	25
Karnowski	4-6	0-0	1-4	4	0	9	4	3	2	1	27
Pangos	5-12	4-7	2-2	2	2	16	3	2	0	0	37
Bell Jr.	3-6	2-3	2-2	2	1	10	4	1	0	2	28
Wesley	2-3	0-0	1-2	2	0	5	2	2	0	0	20
Melson	0-0	0-0	0-0	0	0	0	0	0	0	0	3
Nunez	1-1	0-0	0-0	0	0	2	0	0	0	0	1
Dranginis	1-2	0-0	1-2	2	1	3	4	2	0	1	20
Sabonis	6-10	0-0	6-8	9	3	18	0	0	0	0	27
McClellan	0-0	0-0	0-1	3	1	0	2	0	0	0	12
Team				3							
<b>Totals</b>	<b>32-52</b>	<b>10-16</b>	<b>13-21</b>	<b>34</b>	<b>11</b>	<b>87</b>	<b>20</b>	<b>11</b>	<b>2</b>	<b>4</b>	<b>200</b>
	FG%: .615	FT%: .619	3-PT: .625								

### SCORE BY PERIODS:

Iowa	29	39	68
Gonzaga	46	41	87

ATTENDANCE: 14,901

## IOWA 72, TEMPLE 70 -- OT (1st Round)

March 18, 2016, Barclays Center, Brooklyn, NY

### Temple -- 70

Name	FG	3-PT	FT	RB	PF	TP	A	TO	BK	S	MN
Enechionya	2-7	0-3	0-0	5	2	4	2	1	1	0	33
Bond	7-15	0-0	0-0	15	2	14	0	3	1	0	42
Brown	7-11	2-3	0-0	9	4	16	5	2	1	0	45
Decosey	10-22	1-6	5-5	8	4	26	1	5	0	0	40
Coleman	2-6	0-3	1-2	4	5	5	0	1	0	2	37
Alston	0-0	0-0	0-0	0	0	0	0	0	0	0	2
Dingle	0-0	0-0	0-1	1	1	0	1	0	0	0	6
Williams	2-5	1-3	0-1	3	3	5	3	0	0	0	20
Team				4							
<b>Totals</b>	<b>30-66</b>	<b>4-18</b>	<b>6-9</b>	<b>49</b>	<b>21</b>	<b>70</b>	<b>12</b>	<b>12</b>	<b>3</b>	<b>2</b>	<b>225</b>
	FG%: .455	FT%: .667	3PT%: .222								

### Iowa -- 72

Name	FG	3-PT	FT	RB	PF	TP	A	TO	BK	S	MN
Uthoff	7-21	2-10	7-8	5	2	23	0	0	1	2	43
Woodbury	4-6	0-0	2-2	5	3	10	0	1	1	0	32
Jok	5-15	3-10	3-5	7	3	16	0	0	0	0	39
Gesell	0-8	0-1	4-4	3	2	4	5	2	0	1	32
Clemmons	2-6	1-2	1-2	5	2	6	0	0	2	2	36
Wagner	1-1	0-0	0-0	4	1	2	0	0	0	0	10
Williams	1-1	0-0	0-0	1	0	2	0	0	0	0	4
Uhl	3-9	1-4	0-1	4	0	7	1	0	1	1	20
Baer	1-2	0-1	0-0	2	2	2	1	0	0	0	9
Team				2							
<b>Totals</b>	<b>24-69</b>	<b>7-28</b>	<b>17-22</b>	<b>38</b>	<b>15</b>	<b>72</b>	<b>13</b>	<b>3</b>	<b>3</b>	<b>6</b>	<b>225</b>
	FG%: .348	FT%: .773	3-PT: .250								

### SCORE BY PERIODS:

Temple	37	26	7	70
Iowa	38	25	9	72

ATTENDANCE: 17,333

## VILLANOVA 87, IOWA 68 (2nd Round)

March 20, 2016, Barclays Center, Brooklyn, NY

### Iowa -- 68

Name	FG	3-PT	FT	RB	PF	TP	A	TO	BK	S	MN
Uthoff	6-12	2-5	2-4	6	1	16	2	2	2	2	31
Woodbury	0-3	0-0	1-2	3	4	1	1	1	0	0	28
Jok	4-12	2-7	1-1	6	2	11	0	1	0	0	33
Gesell	3-8	0-3	0-0	1	5	6	6	4	0	0	28
Clemmons	3-6	0-1	3-4	2	4	9	4	1	0	0	19
Wagner	1-1	0-0	0-2	3	0	2	0	0	1	0	13
Fleming	1-1	0-0	0-0	0	0	2	0	0	0	0	1
Soukup, Michael	0-0	0-0	0-0	0	0	0	1	0	0	0	1
Williams	1-2	1-2	0-0	1	0	3	0	2	0	0	8
Soukup, Steven	0-0	0-0	0-0	0	0	0	0	0	0	0	1
Ukah	0-0	0-0	0-0	0	0	0	0	0	0	0	1
Ellingson	0-0	0-0	0-0	0	0	0	0	0	0	0	1
Uhl	1-2	1-2	0-0	0	0	3	0	1	0	2	10
Baer	7-13	1-4	0-0	4	3	15	0	1	0	2	25
Team				3							
<b>Totals</b>	<b>27-60</b>	<b>7-24</b>	<b>7-13</b>	<b>29</b>	<b>19</b>	<b>68</b>	<b>14</b>	<b>13</b>	<b>3</b>	<b>6</b>	<b>200</b>
	FG%: .450	FT%: .292	3PT%: .538								

### Villanova -- 87

Name	FG	3-PT	FT	RB	PF	TP	A	TO	BK	S	MN
Jenkins	6-9	3-5	0-0	1	3	15	6	0	0	2	31
Hart	7-11	1-4	4-4	4	2	19	2	5	0	1	27
Ochefu	3-5	0-0	0-0	11	1	6	4	3	3	3	28
Brunson	5-10	2-3	0-0	3	1	12	4	1	0	1	27
Archidiacono	5-8	2-3	4-4	0	1	16	4	0	0	1	29
Lowe	0-0	0-0	0-0	0	0	0	0	0	0	0	1
Booth	2-6	2-4	2-2	2	2	8	3	1	0	0	22
Farrell	0-0	0-0	0-0	0	0	0	0	0	0	0	1
Bridges	3-4	0-0	0-0	2	4	6	0	1	0	1	18
Reynolds	1-1	0-0	3-7	5	2	5	0	1	1	0	15
Rafferty	0-0	0-0	0-0	0	0	0	0	0	0	0	1
Team				4							
<b>Totals</b>	<b>32-54</b>	<b>10-19</b>	<b>13-17</b>	<b>32</b>	<b>16</b>	<b>87</b>	<b>23</b>	<b>13</b>	<b>4</b>	<b>9</b>	<b>200</b>
	FG%: .593	FT%: .765	3-PT: .526								

### SCORE BY PERIODS:

Iowa	29	39	68
Villanova	54	33	87

ATTENDANCE: 17,401

**IOWA 73, TEMPLE -- 71**

Nov. 15, 1990, Carver-Hawkeye Arena, Iowa City, IA (Preseason)

**Temple -- 71**

Name	FG	3-PT	FT	RB	PF	TP	A	TO	BK	S	MN
Harden	1-3	1-3	0-0	1	0	3	1	1	0	1	13
Macon	3-15	2-5	0-1	5	1	8	5	2	0	5	40
Hodge	9-9	0-0	1-1	11	2	19	0	3	0	0	29
Kilgore	3-10	1-4	0-2	2	3	7	5	4	1	2	40
Strickland	3-12	0-0	2-2	8	4	8	2	0	1	1	32
Carstarphen	7-13	5-10	0-0	1	2	19	3	0	0	2	30
Lovelace	0-0	0-0	0-0	0	2	0	0	0	0	0	6
Spears	3-3	0-0	1-2	1	4	7	0	0	1	0	8
Post	0-1	0-0	0-0	0	2	0	0	0	0	0	2
Team				2							
<b>Totals</b>	<b>29-66</b>	<b>9-22</b>	<b>4-8</b>	<b>31</b>	<b>20</b>	<b>71</b>	<b>16</b>	<b>10</b>	<b>3</b>	<b>11</b>	<b>200</b>
	<b>FG%:</b>	<b>.439</b>	<b>3-PT%:</b>	<b>.410</b>	<b>FT%:</b>	<b>.500</b>					

**Iowa -- 73**

Name	FG	3-PT	FT	RB	PF	TP	A	TO	BK	S	MN
Skinner	1-2	0-1	0-0	2	0	2	6	0	0	0	22
Barnes	6-13	3-7	0-0	4	0	15	3	1	0	1	27
Earl	7-10	0-0	4-5	5	4	18	1	7	1	1	24
Moses	3-8	0-1	3-4	1	1	0	2	2	0	0	25
Street	0-2	0-0	0-0	0	2	0	0	0	0	0	9
Tubbs	2-2	0-0	0-0	5	5	4	1	0	2	0	13
Webb	3-3	0-0	3-5	6	1	9	1	1	0	0	24
Winters	1-2	0-0	0-0	5	0	2	0	1	1	0	10
Davis	1-2	0-0	0-1	3	1	2	1	1	0	0	9
Smith	1-2	1-1	0-2	1	0	3	4	1	0	1	18
Lusk	3-4	0-0	1-4	1	0	7	2	2	0	1	13
Lookingbill	0-1	0-0	2-2	1	1	2	2	0	1	0	6
<b>Totals</b>	<b>28-51</b>	<b>4-10</b>	<b>13-23</b>	<b>36</b>	<b>16</b>	<b>73</b>	<b>23</b>	<b>16</b>	<b>5</b>	<b>4</b>	<b>200</b>
	<b>FG%:</b>	<b>.549</b>	<b>3-PT%:</b>	<b>.400</b>	<b>FT%:</b>	<b>.565</b>					

**Score by Periods:**

Temple	41	30	71
Iowa	46	27	73

**ATTENDANCE: 7,356**

**NOTRE DAME 77, IOWA 68**

Nov. 17, 1990, JAC Center, South Bend, IN (Preseason)

**Iowa -- 68**

Name	FG	3-PT	FT	RB	PF	TP	A	TO	BK	S	MN
Moses	5-10	1-4	0-1	3	5	11	1	5	0	1	24
Street	0-3	0-0	0-0	2	1	0	0	1	0	0	9
Tubbs	2-3	0-0	0-0	1	3	4	1	0	0	0	17
Skinner	1-6	1-5	0-0	2	1	3	2	0	0	1	24
Barnes	2-7	0-1	1-3	4	2	5	5	0	0	1	26
Smith	3-6	1-3	0-0	2	0	7	1	1	0	3	16
Lusk	4-5	0-0	2-2	2	4	10	1	5	0	0	17
Davis	4-4	0-0	0-0	1	2	8	0	0	0	0	12
Winters	3-4	0-0	0-3	3	1	6	0	1	0	0	12
Lookingbill	0-1	0-1	2-2	1	1	2	0	0	0	1	3
Webb	1-3	0-0	1-2	4	2	3	1	0	0	0	17
Earl	2-7	0-0	5-6	7	3	9	1	4	2	2	23
Team				3							
<b>Totals</b>	<b>27-59</b>	<b>3-14</b>	<b>11-19</b>	<b>35</b>	<b>25</b>	<b>68</b>	<b>13</b>	<b>17</b>	<b>2</b>	<b>9</b>	<b>200</b>
	<b>FG%:</b>	<b>.458</b>	<b>3-PT%:</b>	<b>.214</b>	<b>FT%:</b>	<b>.579</b>					

**Notre Dame -- 77**

Name	FG	3-PT	FT	RB	PF	TP	A	TO	BK	S	MN
Ellis	5-12	1-1	9-10	8	3	20	1	4	2	0	35
Sweet	5-7	0-0	2-2	3	1	12	0	2	0	0	22
Tower	2-3	0-0	0-0	3	4	4	1	1	1	0	27
Singleton	2-5	0-0	2-2	4	4	6	9	4	0	1	36
Bennett	7-14	3-3	4-8	6	2	21	5	2	0	2	36
Boyer	0-2	0-1	2-2	0	0	2	1	0	0	0	3
Ellery	3-6	0-2	4-6	3	3	10	0	0	0	1	26
Cozen	0-0	0-0	0-0	1	0	0	0	2	0	0	6
Ross	1-1	0-0	0-0	0	1	2	0	0	0	0	6
Ross	0-0	0-0	0-0	1	1	0	0	0	0	0	3
Team				2							
<b>Totals</b>	<b>25-50</b>	<b>4-7</b>	<b>23-30</b>	<b>31</b>	<b>19</b>	<b>77</b>	<b>17</b>	<b>15</b>	<b>3</b>	<b>4</b>	<b>200</b>
	<b>FG%:</b>	<b>.500</b>	<b>3-PT%:</b>	<b>.571</b>	<b>FT%:</b>	<b>.767</b>					

**Score by Periods:**

Iowa	30	38	68
Notre Dame	35	42	77

**ATTENDANCE: 6,608**

**IOWA 96, DEPAUL 87 (1st Round)**

March 15, 1995, Mark of the Quad Cities, Moline, IL

**DePaul -- 87**

Name	FG	3-PT	FT	RB	PF	TP	A	TO	BK	S	MN
Macon	2-4	0-0	1-2	2	2	5	1	2	0	0	32
Kleinschmidt	7-17	1-6	4-6	6	2	19	5	3	0	0	33
Bowden	9-12	0-0	0-0	4	2	18	2	2	1	1	29
Cole	5-15	2-10	5-6	2	4	17	9	4	0	2	39
Patton	2-4	1-1	2-2	4	2	7	2	4	0	2	25
Currie	3-4	0-0	2-5	4	1	8	2	1	1	2	18
Watts	3-5	0-2	1-1	0	3	7	2	0	0	1	15
Singer	2-3	2-3	0-0	2	1	6	0	0	0	0	9
Team				1							
<b>Totals</b>	<b>33-64</b>	<b>6-22</b>	<b>15-22</b>	<b>26</b>	<b>17</b>	<b>87</b>	<b>23</b>	<b>17</b>	<b>2</b>	<b>8</b>	<b>200</b>
	<b>FG%:</b>	<b>.515</b>	<b>3-PT%:</b>	<b>.270</b>	<b>FT%:</b>	<b>.681</b>					

**Iowa -- 96**

Name	FG	3-PT	FT	RB	PF	TP	A	TO	BK	S	MN
Murray	5-9	0-0	2-2	3	3	12	0	3	1	2	30
Settles	7-12	0-4	4-4	9	2	18	5	6	0	0	28
Bartels	6-8	3-5	2-2	7	1	17	3	0	0	5	30
Woolridge	5-11	0-1	7-8	4	3	17	10	1	0	1	31
Kingsbury	6-15	3-11	4-4	2	1	19	2	2	0	1	33
Glasper	0-0	0-0	2-2	2	0	2	1	1	0	0	9
Bowen	1-3	0-0	0-0	5	2	2	2	1	2	0	13
Skillett	2-3	0-0	0-0	1	1	4	0	0	0	0	8
Carter	1-2	0-0	0-0	2	1	2	0	0	0	0	11
Millard	1-1	0-0	1-1	1	2	3	1	1	0	1	7
Team				0							
<b>Totals</b>	<b>34-64</b>	<b>6-21</b>	<b>22-23</b>	<b>40</b>	<b>16</b>	<b>96</b>	<b>24</b>	<b>17</b>	<b>3</b>	<b>10</b>	<b>200</b>
	<b>FG%:</b>	<b>.531</b>	<b>3-PT%:</b>	<b>.286</b>	<b>FT%:</b>	<b>.956</b>					

**Score by Periods:**

DePaul	34	53	87
Iowa	46	50	96

**ATTENDANCE: 10,678**

**IOWA 66, OHIO UNIVERSITY 62 (2nd Round)**

March 21, 1995, Carver-Hawkeye Arena, Iowa City, IA

**Ohio -- 62**

Name	FG	3-PT	FT	RB	PF	TP	A	TO	BK	S	MN
Trent	8-19	0-0	2-2	10	2	18	4	3	0	0	37
Simmons	4-9	0-1	0-0	9	4	8	1	4	1	2	35
Terry	0-6	0-0	2-3	8	3	2	1	2	3	0	19
Ford	1-10	0-8	3-3	4	3	5	4	1	0	5	38
Reese	3-5	2-2	0-1	5	2	8	1	5	0	1	28
Johnson	2-8	2-8	4-4	2	3	10	1	2	0	0	22
Sears	5-6	0-0	1-2	3	4	11	0	1	0	0	19
Greenwood	0-0	0-0	0-0	1	0	0	0	0	0	1	2
Team				1							
<b>Totals</b>	<b>23-63</b>	<b>4-19</b>	<b>12-15</b>	<b>43</b>	<b>21</b>	<b>62</b>	<b>12</b>	<b>18</b>	<b>5</b>	<b>9</b>	<b>200</b>
	<b>FG%:</b>	<b>.365</b>	<b>3-PT%:</b>	<b>.211</b>	<b>FT%:</b>	<b>.800</b>					

**Iowa -- 66**

Name	FG	3-PT	FT	RB	PF	TP	A	TO	BK	S	MN
Murray	5-7	1-1	2-4	4	4	13	0	2	0	1	32
Settles	3-11	1-4	4-4	10	4	11	2	1	0	4	24
Bartels	2-7	2-6	1-3	6	1	7	2	2	0	2	29
Woolridge	2-7	0-2	4-4	2	3	8	7	4	0	2	28
Kingsbury	6-15	5-13	2-2	8	1	19	0	2	0	3	36
Carter	0-1	0-0	1-2	4	0	1	0	0	0	0	5
Bowen	1-2	0-0	1-2	2	0	3	0	0	0	1	18
Glasper	1-1	0-0	0-2	0	2	2	2	3	0	0	12
Skillett	0-2	0-1	0-0	3	3	0	1	0	0	0	5
Millard	0-3	0-0	2-2	1	0	2	0	1	0	1	11
Team				1							
<b>Totals</b>	<b>20-56</b>	<b>9-27</b>	<b>17-25</b>	<b>41</b>	<b>18</b>	<b>66</b>	<b>14</b>	<b>15</b>	<b>0</b>	<b>14</b>	<b>200</b>
	<b>FG%:</b>	<b>.357</b>	<b>3-PT%:</b>	<b>.333</b>	<b>FT%:</b>	<b>.680</b>					

**Score by Periods:**

Ohio	29	33	62
Iowa	43	23	66

**ATTENDANCE: 15,500**



# IOWA BASKETBALL

2018 MEDIA GUIDE

## PENN STATE 67, IOWA 64 (Quarterfinals)

March 23, 1995, Carver-Hawkeye Arena, Iowa City, IA

### Penn State -- 67

Name	FG	3-PT	FT	RB	PF	TP	A	TO	BK	S	MN
Carlton	6-18	1-8	0-0	7	2	13	0	2	0	1	21
Sekunda	2-9	0-0	0-0	6	2	4	3	2	0	0	21
Amaechi	4-9	0-0	4-9	12	3	12	0	1	3	0	33
Earl	0-5	0-2	3-4	4	1	3	13	2	0	5	36
Williams	5-8	0-0	0-0	3	3	10	1	2	0	1	19
Bartram	3-5	2-4	0-0	6	1	8	1	5	0	0	20
Lisicky	4-10	4-7	0-0	1	1	12	1	3	0	0	26
Williams	1-3	0-0	1-5	6	4	3	0	1	0	0	14
Joseph	1-1	0-1	0-0	2	2	2	0	0	0	1	10
Team				3							
<b>Totals</b>	<b>26-68</b>	<b>7-22</b>	<b>8-18</b>	<b>50</b>	<b>19</b>	<b>67</b>	<b>19</b>	<b>18</b>	<b>3</b>	<b>8</b>	<b>200</b>
FG%:	.382	3-PT%:	.318	FT%:	.444						

### Iowa -- 64

Name	FG	3-PT	FT	RB	PF	TP	A	TO	BK	S	MN
Murray	2-5	0-1	0-1	2	1	4	2	2	0	1	26
Settles	6-15	1-5	3-5	9	4	16	3	1	1	0	28
Bartels	3-9	1-6	1-3	3	1	8	0	2	1	2	32
Woolridge	10-17	2-3	6-8	6	1	28	5	3	1	1	35
Kingsbury	1-11	1-10	1-2	2	5	4	0	2	0	0	24
Carter	0-0	0-0	0-0	3	1	0	0	0	1	1	11
Bowen	0-0	0-0	0-0	4	3	0	0	3	4	2	14
Glasper	0-0	0-0	0-0	1	2	0	2	2	0	2	5
Skilllett	0-0	0-0	0-0	1	0	0	2	0	0	2	10
Millard	2-2	0-0	0-0	4	2	4	0	1	0	0	15
Team				2							
<b>Totals</b>	<b>24-59</b>	<b>5-25</b>	<b>11-19</b>	<b>37</b>	<b>20</b>	<b>64</b>	<b>14</b>	<b>16</b>	<b>8</b>	<b>11</b>	<b>200</b>
FG%:	.407	3-PT%:	.200	FT%:	.579						

### Score by Periods:

Penn State	31	36	67
Iowa	34	30	64

ATTENDANCE: 15,500

## GEORGIA 100, IOWA 93 (1st Round)

March 11, 1998, Carver-Hawkeye Arena, Iowa City, IA

### Georgia -- 100

Name	FG	3-PT	FT	RB	PF	TP	A	TO	BK	S	MN
Brown	3-4	0-0	5-6	5	3	11	0	2	0	0	18
Jones	5-14	1-3	3-5	8	2	14	0	2	1	0	30
Chadwick	4-5	1-1	0-0	6	3	9	1	2	0	0	23
Smith	6-10	4-6	2-2	7	2	18	5	5	0	1	35
Harrison	10-17	0-2	2-3	4	0	22	9	2	0	1	39
Jones	0-0	0-0	0-0	1	1	0	1	1	0	0	6
Ransom	6-8	0-1	2-4	5	1	14	2	3	1	2	24
Hall	2-2	0-0	0-0	6	3	4	0	1	0	0	13
Dukes	2-3	2-3	0-2	2	2	6	0	1	2	0	7
Dryden	0-0	0-0	0-0	0	1	0	0	0	0	0	1
Nordin	1-1	0-0	0-0	2	3	2	1	1	0	0	4
Team				1				1			
<b>Totals</b>	<b>39-64</b>	<b>8-16</b>	<b>14-22</b>	<b>47</b>	<b>21</b>	<b>100</b>	<b>19</b>	<b>21</b>	<b>4</b>	<b>4</b>	<b>200</b>
FG%:	.609	3-PT%:	.500	FT%:	.636						

### Iowa -- 93

Name	FG	3-PT	FT	RB	PF	TP	A	TO	BK	S	MN
Davis	9-21	2-4	5-7	8	2	25	1	2	1	3	34
Galloway	2-7	1-5	0-0	0	1	5	3	1	0	1	19
Bowen	11-15	0-0	2-6	11	4	24	1	0	2	4	30
Oliver	3-6	0-0	3-4	2	4	9	4	2	0	3	24
McCausland	3-9	3-7	0-0	4	1	9	1	1	0	0	28
Bauer	0-0	0-0	2-2	0	0	2	0	0	0	1	1
Rucker	0-3	0-0	0-0	0	0	0	0	0	0	0	3
Luehrsmann	1-6	0-2	1-2	4	3	3	5	3	0	3	27
Koch	0-1	0-0	6-6	1	0	6	0	1	1	1	10
Moore	3-5	1-2	1-2	0	1	8	2	0	1	1	19
Others	1-1	0-0	0-0	0	0	2	0	0	0	0	4
Team				1							
<b>Totals</b>	<b>33-74</b>	<b>7-20</b>	<b>20-29</b>	<b>31</b>	<b>16</b>	<b>93</b>	<b>17</b>	<b>10</b>	<b>5</b>	<b>17</b>	<b>200</b>
FG%:	.446	3-PT%:	.350	FT%:	.690						

### Score by Periods:

Georgia	52	48	100
Iowa	50	43	93

ATTENDANCE: 5,167

## LSU 63, IOWA 61 (1st Round)

March 13, 2002, Carver-Hawkeye Arena, Iowa City, IA

### Louisiana State -- 63

Name	FG	3-PT	FT	RB	PF	TP	A	TO	BK	S	MN
Dupree	8-18	0-3	3-6	11	4	19	1	2	0	2	35
Williams	1-5	0-0	8-8	7	2	10	4	1	1	4	36
Bridgewater	2-6	0-0	0-0	3	5	4	2	0	1	0	35
Bright	7-13	3-7	1-2	3	3	18	2	3	0	1	38
Hudson	4-12	1-4	0-0	3	2	9	1	3	0	1	33
Young	1-1	0-0	1-2	0	0	3	0	0	0	0	5
Thompson	0-0	0-0	0-0	0	1	0	1	0	0	0	8
Wilson	0-0	0-0	0-0	0	2	0	0	1	0	1	10
Team				3							
<b>Totals</b>	<b>23-55</b>	<b>4-14</b>	<b>13-18</b>	<b>30</b>	<b>19</b>	<b>63</b>	<b>11</b>	<b>11</b>	<b>2</b>	<b>9</b>	<b>200</b>
FG%:	.418	3-PT%:	.286	FT%:	.722						

### Iowa -- 61

Name	FG	3-PT	FT	RB	PF	TP	A	TO	BK	S	MN
Evans	3-5	0-0	4-8	9	3	10	1	1	0	1	33
Sonderleiter	0-0	0-0	0-0	0	1	0	0	0	1	0	4
Leslie	2-4	2-2	0-0	3	3	6	3	2	0	0	20
Pierce	6-8	0-2	1-2	8	3	13	5	2	1	1	35
Recker	4-16	2-10	2-2	2	2	12	4	3	0	1	40
Hogan	1-2	1-2	0-0	1	0	3	0	3	0	0	8
Worley	2-5	0-1	1-2	2	2	5	0	4	1	0	16
Reiner	1-1	0-0	0-0	2	0	2	1	0	1	0	12
Boyd	0-2	0-2	1-2	2	0	1	0	2	0	0	9
Henderson	3-7	0-2	3-3	3	2	9	0	1	1	0	23
Team				6							
<b>Totals</b>	<b>22-50</b>	<b>5-21</b>	<b>12-19</b>	<b>38</b>	<b>16</b>	<b>61</b>	<b>14</b>	<b>18</b>	<b>5</b>	<b>3</b>	<b>200</b>
FG%:	.440	3-PT%:	.238	FT%:	.632						

### Score by Periods:

Louisiana State	29	34	63
Iowa	28	33	61

ATTENDANCE: 10,511

## IOWA 62, VALPARAISO, 60 (Opening Round)

March 13, 2003, Carver-Hawkeye Arena, Iowa City, IA

### VALPARAISO -- 60

Name	FG	3-PT	FT	RB	PF	TP	A	TO	BK	S	MN
Gomes	4-8	0-3	1-3	4	4	9	4	2	1	2	26
Graf	4-9	0-2	1-3	5	5	9	1	0	1	1	28
Tonagel	2-4	1-2	0-0	2	1	5	1	2	0	1	36
Nieves	0-3	0-3	0-0	2	0	0	2	0	0	0	22
Berdiel	6-12	1-2	0-1	3	2	13	3	1	0	2	28
Ortiz	6-14	1-2	1-2	1	1	14	3	1	0	4	31
Oppland	1-1	0-0	0-0	0	2	2	0	1	0	0	14
Nikkila	2-3	0-0	4-4	3	2	8	0	0	2	0	15
Team				5							
<b>Totals</b>	<b>25-54</b>	<b>3-14</b>	<b>7-13</b>	<b>26</b>	<b>17</b>	<b>60</b>	<b>14</b>	<b>9</b>	<b>4</b>	<b>10</b>	<b>200</b>
FG%:	.463	3PT%:	.214	FT%:	.538						

### IOWA -- 62

Name	FG	3-PT	FT	RB	PF	TP	A	TO	BK	S	MN
Worley	1-3	0-2	0-0	2	5	2	3	2	2	0	28
Brunner	2-6	0-0	3-4	4	2	7	1	1	1	1	21
Reiner	4-8	0-0	3-6	10	3	11	0	2	2	1	26
Leslie	7-15	1-3	0-0	4	1	15	5	3	0	1	40
Horner	1-4	0-2	3-5	7	1	5	7	4	0	0	35
Kimm	0-0	0-0	0-0	0	0	0	0	0	0	0	3
Boyd	4-5	3-4	0-0	1	0	11	0	0	0	1	28
Sonderleiter	5-7	0-0	1-1	3	2	11	0	5	1	0	19
Team				3							
<b>Totals</b>	<b>24-48</b>	<b>4-11</b>	<b>10-16</b>	<b>34</b>	<b>14</b>	<b>62</b>	<b>16</b>	<b>17</b>	<b>6</b>	<b>4</b>	<b>200</b>
FG%:	.500	3PT%:	.364	FT%:	.625						

### Score by Periods:

Valparaiso	29	31	60
Iowa	32	30	62

ATTENDANCE: 2,761

**IOWA 54, IOWA STATE 53 (1st Round)**  
March 21, 2003, Hilton Coliseum, Ames, IA

IOWA -- 54											
Name	FG	3-PT	FT	RB	PF	TP	A	TO	BK	S	MN
Leslie	5-8	0-1	1-2	3	0	11	1	4	0	0	39
Horner	2-6	1-2	4-6	2	3	9	1	4	0	1	37
Worley	5-10	0-1	3-4	5	5	13	0	4	2	2	30
Reiner	1-3	0-0	1-1	8	4	3	2	2	1	1	24
Brunner	1-2	0-0	0-0	9	3	2	1	3	2	2	22
Boyd	1-4	1-4	3-4	3	3	6	1	1	0	1	22
Sonderleiter	4-8	0-0	2-5	2	2	10	2	1	0	0	26
Team				3							
<b>Totals</b>	<b>19-41</b>	<b>2-8</b>	<b>14-22</b>	<b>35</b>	<b>20</b>	<b>54</b>	<b>8</b>	<b>19</b>	<b>5</b>	<b>7</b>	<b>200</b>
	FG%:	.463	3PT%:	.250	FT%:	.636					

IOWA STATE -- 53											
Name	FG	3-PT	FT	RB	PF	TP	A	TO	BK	S	MN
Sullivan	3-16	2-10	0-2	1	3	8	1	1	0	3	39
Haluska	1-5	1-3	1-2	2	1	4	0	1	0	0	25
Vroman	7-12	0-0	6-11	9	5	20	2	3	2	30	30
Barnes	1-10	1-8	0-0	3	3	3	6	2	0	2	39
Homan	6-9	0-0	2-3	7	3	14	1	1	1	1	36
Varley	0-0	0-0	0-0	2	3	0	0	0	0	0	9
Neal	0-0	0-0	0-0	1	0	0	0	0	0	0	3
Jefferson	1-3	0-1	2-2	3	3	4	0	2	1	0	19
Team				2							
<b>Totals</b>	<b>19-55</b>	<b>4-22</b>	<b>11-20</b>	<b>30</b>	<b>21</b>	<b>53</b>	<b>10</b>	<b>9</b>	<b>5</b>	<b>8</b>	<b>200</b>
	FG%:	.345	3PT%:	.182	FT%:	.550					

**Score by Periods:** ATTENDANCE: 14,020

Iowa	26	28	54
Iowa State	19	34	53

**GEORGIA TECH 79, IOWA 78 (2nd Round)**  
March 24, 2003, Carver-Hawkeye Arena, Iowa City, IA

GEORGIA TECH -- 79											
Name	FG	3-PT	FT	RB	PF	TP	A	TO	BK	S	MN
Bosh	3-6	1-2	10-13	9	4	17	1	5	1	0	34
Tarver	4-4	0-0	0-0	3	3	8	0	2	1	0	18
Elder	4-13	0-3	0-0	6	1	8	1	3	0	1	31
Jack	2-5	0-2	0-1	1	2	4	9	2	0	2	35
Lewis	3-7	3-6	3-4	4	3	12	1	0	0	1	28
Muhammad	4-8	0-0	3-5	7	2	11	2	0	0	0	21
Schenscher	1-2	0-0	0-0	2	2	2	0	0	0	0	5
Nelson	3-9	0-0	6-7	4	3	12	2	3	0	1	24
McHenry	2-2	1-1	0-0	0	2	5	0	0	0	0	4
Team				2							
<b>Totals</b>	<b>26-56</b>	<b>5-14</b>	<b>22-30</b>	<b>38</b>	<b>22</b>	<b>79</b>	<b>16</b>	<b>15</b>	<b>2</b>	<b>5</b>	<b>200</b>
	FG%:	.464	3PT%:	.357	FT%:	.733					

IOWA -- 78											
Name	FG	3-PT	FT	RB	PF	TP	A	TO	BK	S	MN
Worley	0-4	0-1	2-2	5	5	2	1	4	2	3	24
Brunner	2-3	0-1	0-0	5	5	4	2	1	1	0	21
Reiner	3-6	0-0	3-5	4	3	9	0	0	0	0	26
Leslie	6-13	2-4	13-15	0	2	27	3	3	0	2	38
Horner	2-7	2-5	0-0	6	3	6	8	3	0	2	38
Kimm	0-0	0-0	0-0	0	0	0	0	1	0	0	3
Boyd	5-10	2-6	5-5	0	1	17	1	0	0	2	24
Sonderleiter	6-8	0-0	1-4	6	4	13	3	2	1	1	26
Team				2							
<b>Totals</b>	<b>24-51</b>	<b>6-17</b>	<b>24-31</b>	<b>28</b>	<b>23</b>	<b>78</b>	<b>18</b>	<b>14</b>	<b>4</b>	<b>10</b>	<b>200</b>
	FG%:	.471	3PT%:	.353	FT%:	.774					

**Score by Periods:** ATTENDANCE: 9,038

Georgia Tech	44	35	79
Iowa	37	41	78

**SAINT LOUIS 70, IOWA 69 (1st Round)**  
March 16, 2004, Family Arena, St. Charles, MO

IOWA -- 69											
Name	FG	3-PT	FT	RB	PF	TP	A	TO	BK	S	MN
Pierce	7-13	0-0	2-2	6	4	16	0	5	0	0	28
Worley	4-7	1-1	1-1	9	4	10	1	3	3	1	38
Brunner	4-6	0-0	2-4	6	2	10	3	0	0	0	30
Horner	4-10	1-4	8-9	5	1	17	6	4	0	0	40
Boyd	3-6	0-3	2-2	1	2	8	4	3	0	1	35
Rand	0-0	0-0	0-0	0	0	0	0	0	0	0	3
Spurgeon	2-2	0-0	2-2	3	3	6	1	1	0	0	14
Hansen	1-3	0-0	0-0	4	1	2	0	1	3	0	12
Team				2							
<b>Totals</b>	<b>25-47</b>	<b>2-8</b>	<b>17-20</b>	<b>39</b>	<b>17</b>	<b>69</b>	<b>15</b>	<b>18</b>	<b>6</b>	<b>2</b>	<b>200</b>
	FG%:	.532	3PT%:	.250	FT%:	.850					

SAINT LOUIS -- 70											
Name	FG	3-PT	FT	RB	PF	TP	A	TO	BK	S	MN
Sloan	5-12	1-5	5-8	6	2	16	5	0	0	0	39
Vouyoukas	0-2	0-0	0-0	1	1	0	0	0	0	0	10
Fisher	5-11	0-3	0-0	2	2	10	5	3	2	2	38
Bryant	4-12	1-4	1-1	4	1	10	3	2	0	1	30
Hunt	0-1	0-0	0-0	1	1	0	1	0	0	1	25
Clarke	3-5	1-3	1-2	2	2	8	0	1	0	0	12
Drejaj	7-8	4-4	5-6	1	3	23	2	0	0	1	24
Varner	1-6	0-2	1-1	1	1	3	1	0	0	1	11
Ohanon	0-2	0-0	0-0	1	2	0	1	0	0	1	11
Team				3							
<b>Totals</b>	<b>25-59</b>	<b>7-21</b>	<b>13-18</b>	<b>22</b>	<b>15</b>	<b>70</b>	<b>18</b>	<b>6</b>	<b>2</b>	<b>7</b>	<b>200</b>
	FG%:	.424	3PT%:	.333	FT%:	.722					

**Score by Periods:** ATTENDANCE: 5,674

Iowa	35	34	69
Saint Louis	26	44	70

**IOWA 84, DAYTON 75 (1st Round)**  
March 13, 2012, Carver-Hawkeye Arena, Iowa City, IA

DAYTON -- 75											
Name	FG	3-PT	FT	RB	PF	TP	A	TO	BK	S	MN
Oliver	3-11	0-3	1-2	4	3	7	1	1	0	1	28
Kavanaugh	2-4	0-0	2-2	2	2	6	0	1	0	0	26
Dillard	7-14	4-6	5-6	5	2	23	6	3	0	2	37
Johnson	3-8	0-3	2-2	7	2	8	1	0	0	0	24
Williams	4-7	2-4	2-2	0	2	12	1	0	0	0	32
Asmus	1-1	1-1	0-0	0	0	3	0	0	0	0	0+
Parker	3-10	2-7	1-2	2	1	9	0	2	0	0	25
Vonderhaar	0-0	0-0	0-0	0	0	0	1	0	0	0	0+
Fabrizius	0-6	0-6	1-2	3	1	1	0	0	0	0	12
Gavrilovic	3-5	0-0	0-0	7	1	6	0	1	0	0	14
Hill	0-0	0-0	0-0	0	1	0	0	0	0	0	2
Team				5							
<b>Totals</b>	<b>26-66</b>	<b>9-30</b>	<b>14-18</b>	<b>35</b>	<b>15</b>	<b>75</b>	<b>10</b>	<b>9</b>	<b>0</b>	<b>3</b>	<b>200</b>
	FG%:	.394	3PT%:	.300	FT%:	.778					

IOWA -- 84											
Name	FG	3-PT	FT	RB	PF	TP	A	TO	BK	S	MN
McCabe	9-9	1-1	1-2	8	4	20	2	4	0	0	32
White	10-15	1-3	4-4	11	2	25	2	0	0	0	31
Marble	4-8	1-3	0-0	2	2	9	3	2	1	2	29
Gatens	2-9	2-6	1-2	2	3	7	4	1	1	0	37
Cartwright	1-4	0-1	3-4	4	0	5	11	2	1	0	35
Basabe	6-9	0-0	3-3	5	1	15	0	0	2	1	14
Oglesby	1-3	1-2	0-0	2	0	3	1	0	0	0	16
Brommer	0-0	0-0	0-0	0	0	0	0	1	0	0	3
May	0-1	0-0	0-0	0	0	0	0	0	0	0	3
Team				1							
<b>Totals</b>	<b>33-58</b>	<b>6-16</b>	<b>12-15</b>	<b>34</b>	<b>12</b>	<b>84</b>	<b>23</b>	<b>11</b>	<b>5</b>	<b>3</b>	<b>200</b>
	FG%:	.569	3PT%:	.375	FT%:	.800					

**Score by Periods:** ATTENDANCE: 13,190

Dayton	41	34	75
Iowa	44	40	84



# IOWA BASKETBALL

2018 MEDIA GUIDE

## OREGON 108, IOWA 97 (2nd Round)

March 18, 2012, Matthew Knight Arena, Eugene, OR

### IOWA -- 97

Name	FG	3-PT	FT	RB	PF	TP	A	TO	BK	S	MN
Marble	10-15	7-8	4-4	5	3	31	5	0	0	0	37
McCabe	3-6	1-1	1-2	2	5	8	0	4	0	0	13
White	7-17	1-5	7-8	8	2	22	1	0	0	1	35
Gatens	3-10	1-7	0-0	1	2	7	3	1	0	0	35
Cartwright	6-11	0-0	0-0	2	3	12	10	2	0	4	33
Olaseni	0-1	0-0	0-0	0	0	0	0	0	0	0	3
Basabe	8-13	0-0	1-1	8	5	17	0	0	0	0	18
Oglesby	0-1	0-0	0-0	0	0	0	0	0	0	0	17
Brommer	0-1	0-0	0-0	1	1	0	0	1	0	0	3
May	0-4	0-1	0-0	3	2	0	0	0	0	1	5
Stokes	0-0	0-0	0-0	0	0	0	0	0	0	0	1
Team				6							
<b>Totals</b>	<b>37-79</b>	<b>10-22</b>	<b>13-15</b>	<b>36</b>	<b>23</b>	<b>97</b>	<b>19</b>	<b>8</b>	<b>0</b>	<b>6</b>	<b>200</b>
FG%:	.468	3PT%:	.455	FT%:	.867						

### OREGON -- 108

Name	FG	3-PT	FT	RB	PF	TP	A	TO	BK	S	MN
Jacob	2-2	0-0	0-0	4	0	4	1	0	0	0	9
Singler	9-10	3-4	4-4	6	3	25	4	1	0	0	35
Woods	3-4	0-0	0-0	0	1	6	0	0	3	0	14
Sim	4-10	3-6	4-4	4	2	15	2	1	0	1	30
Joseph	5-10	3-7	2-2	2	2	15	8	2	0	0	39
Ashaolu	7-10	0-0	8-11	6	2	22	4	1	2	0	25
Loyd	1-4	0-2	0-0	1	2	2	5	2	0	1	13
Nared	0-1	0-1	0-0	2	0	0	0	0	2	0	6
Emory	4-8	1-3	10-11	7	4	19	2	3	0	1	29
Team				0							
<b>Totals</b>	<b>35-59</b>	<b>10-23</b>	<b>28-32</b>	<b>32</b>	<b>16</b>	<b>108</b>	<b>26</b>	<b>10</b>	<b>7</b>	<b>3</b>	<b>200</b>
FG%:	.593	3PT%:	.435	FT%:	.875						

#### Score by Periods:

Iowa	51	46	97
Oregon	47	61	108

ATTENDANCE: 8,647

## IOWA 68, INDIANA STATE, 52 (1st Round)

March 20, 2013, Carver-Hawkeye Arena, Iowa City, IA

### INDIANA STATE -- 52

Name	FG	3-PT	FT	RB	PF	TP	A	TO	BK	S	MN
Arop	1-3	0-1	0-0	2	2	2	1	2	0	0	22
Mahurin	2-8	2-7	0-0	1	3	6	1	1	0	0	21
Gant	6-14	0-1	4-4	23	1	16	0	0	2	2	29
Cummings	2-6	0-3	0-0	4	5	4	5	1	0	1	27
Odom	2-6	1-2	0-0	7	2	5	3	6	0	2	30
Kitchell	0-1	0-0	0-0	1	0	0	0	1	0	0	7
Eitel	1-2	1-2	0-0	1	1	3	1	0	0	0	18
Brown	2-3	0-0	2-3	2	1	6	0	2	0	2	17
Smith, R.	0-0	0-0	0-0	0	0	0	0	0	0	0	0+
Burnett	1-4	0-1	4-4	3	1	6	1	1	0	0	15
Smith, K.	2-3	0-0	0-0	1	1	4	0	2	0	0	14
Team				2							
<b>Totals</b>	<b>19-50</b>	<b>4-17</b>	<b>10-11</b>	<b>27</b>	<b>17</b>	<b>52</b>	<b>12</b>	<b>16</b>	<b>0</b>	<b>7</b>	<b>200</b>
FG%:	.380	3PT%:	.235	FT%:	.909						

### IOWA -- 68

Name	FG	3-PT	FT	RB	PF	TP	A	TO	BK	S	MN
Basabe	4-9	0-0	1-2	8	0	9	0	0	1	0	20
White	3-8	0-2	5-7	13	0	11	1	4	0	1	33
Woodbury	2-3	0-0	0-0	3	2	4	0	3	1	0	13
Marble	7-15	2-5	8-10	5	0	24	6	1	0	4	34
Gesell	1-5	0-3	0-0	0	0	2	1	1	0	1	14
Olaseni	1-2	0-0	0-2	3	3	2	0	1	2	0	13
Oglesby	1-3	1-2	0-0	1	0	3	1	0	0	0	24
Clemmons	0-0	0-0	0-0	1	3	0	0	3	0	0	6
Rickert	0-0	0-0	0-0	0	0	0	0	0	0	0	0+
Denning	0-0	0-0	0-0	0	0	0	0	0	0	0	0+
McCabe	2-8	2-5	2-2	3	3	8	1	0	0	0	13
Ingram	0-0	0-0	0-0	0	0	0	0	0	0	0	0+
May	1-4	1-2	2-3	2	2	5	1	0	0	2	30
Stokes	0-0	0-0	0-0	0	0	0	0	0	0	0	0+
Team				3							
<b>Totals</b>	<b>22-57</b>	<b>6-19</b>	<b>18-26</b>	<b>42</b>	<b>13</b>	<b>68</b>	<b>11</b>	<b>13</b>	<b>4</b>	<b>9</b>	<b>200</b>
FG%:	.386	3PT%:	.316	FT%:	.692						

#### Score by Periods:

Indiana State	30	22	52
Iowa	31	37	68

ATTENDANCE: 15,400

## IOWA 75, STONY BROOK 63 (2nd Round)

March 22, 2013, Carver-Hawkeye Arena, Iowa City, IA

### STONY BROOK -- 63

Name	FG	3-PT	FT	RB	PF	TP	A	TO	BK	S	MN
Warney	7-9	0-0	3-4	7	1	17	0	0	0	1	31
Brenton	2-6	0-0	1-4	5	2	5	4	2	0	0	34
King	1-2	1-2	1-2	3	1	4	1	0	0	0	12
Jackson	6-11	2-5	1-1	0	2	15	2	1	0	0	30
Coley	4-11	3-5	1-2	5	3	12	2	4	0	0	32
Bracey	0-0	0-0	0-0	1	1	0	0	1	0	0	3
Puriefoy	1-4	0-1	2-4	2	2	4	0	1	0	0	11
Rouse	1-3	0-2	0-0	0	3	2	0	2	0	0	14
Hayes	0-1	0-1	0-0	0	1	0	0	0	0	0	2
McAllister	2-4	0-0	0-0	3	3	4	0	0	1	0	22
Mayo	0-0	0-0	0-0	1	1	0	0	0	0	0	9
Team				3							
<b>Totals</b>	<b>24-51</b>	<b>6-16</b>	<b>9-17</b>	<b>30</b>	<b>20</b>	<b>63</b>	<b>9</b>	<b>11</b>	<b>1</b>	<b>1</b>	<b>200</b>
FG%:	.471	3PT%:	.375	FT%:	.529						

### IOWA -- 75

Name	FG	3-PT	FT	RB	PF	TP	A	TO	BK	S	MN
Basabe	4-5	0-0	0-0	6	1	8	2	1	1	0	19
May	1-5	1-1	1-2	4	4	4	4	0	0	0	30
White	4-10	1-4	4-4	7	2	13	2	2	2	0	33
Woodbury	0-1	0-0	0-0	5	4	0	2	1	2	1	17
Marble	9-18	2-6	8-11	2	0	28	5	1	0	2	35
Gesell	2-6	1-3	0-0	0	1	5	3	0	0	1	19
Olaseni	2-3	0-0	1-2	6	1	5	1	0	0	0	20
Oglesby	1-2	1-2	0-0	0	1	3	0	0	0	0	12
Clemmons	0-0	0-0	1-2	0	1	1	0	0	0	0	5
McCabe	3-5	2-3	0-0	3	3	8	1	3	0	1	10
Team				1							
<b>Totals</b>	<b>26-55</b>	<b>8-19</b>	<b>15-21</b>	<b>34</b>	<b>18</b>	<b>75</b>	<b>20</b>	<b>8</b>	<b>5</b>	<b>5</b>	<b>200</b>
FG%:	.386	3PT%:	.316	FT%:	.692						

#### Score by Periods:

Stony Brook	34	29	63
Iowa	37	38	75

ATTENDANCE: 15,400

## IOWA 75, VIRGINIA 64 (Quarterfinals)

March 27, 2013, Jon Paul Jones Arena, Charlottesville, VA

### IOWA -- 75

Name	FG	3-PT	FT	RB	PF	TP	A	TO	BK	S	MN
Basabe	0-3	0-0	0-0	2	1	0	1	0	1	0	16
May	3-6	2-2	0-0	2	3	8	1	0	0	0	33
White	1-6	0-3	4-4	5	1	6	0	2	0	1	30
Woodbury	5-7	0-0	0-0	8	4	10	2	2	0	0	26
Marble	8-16	1-5	7-7	3	1	24	5	2	1	3	36
Olaseni	0-1	0-0	0-0	1	1	0	0	1	0	0	7
Oglesby	1-1	1-1	0-0	0	1	3	0	1	0	1	10
Clemmons	1-2	1-2	4-4	4	1	7	2	2	1	0	19
Gesell	3-5	1-2	0-0	1	0	7	1	1	0	2	8
McCabe	4-6	2-2	0-0	3	4	10	2	4	0	1	15
Team				5							
<b>Totals</b>	<b>26-53</b>	<b>8-17</b>	<b>15-15</b>	<b>34</b>	<b>17</b>	<b>75</b>	<b>14</b>	<b>15</b>	<b>3</b>	<b>8</b>	<b>200</b>
FG%:	.491	3PT%:	.471	FT%:	1.000						

### Virginia -- 64

Name	FG	3-PT	FT	RB	PF	TP	A	TO	BK	S	MN
Mitchell	2-6	0-0	5-6	7	1	9	2	2	0	2	30
Evans	0-2	0-0	0-0	1	4	0	4	1	0	2	30
Jespersion	1-2	1-2	0-0	1	2	3	0	1	0	0	18
Harris	4-11	2-5	1-2	0	3	11	1	4	0	0	34
Anderson	6-14	5-8	7-8	6	2	24	2	4	5	3	35
Browman	0-0	0-0	0-0	0	1	0	0	0	0	0	2
Barnette	0-1	0-1	0-0	0	0	0	1	1	0	0	7
Jones	1-3	0-1	0-0	0	2	2	0	1	0	0	9
Tobey	5-10	0-0	5-6	6	0	15	1	1	3	1	22
Nolte	0-1	0-1	0-0	2	0	0	0	0	0	0	11
Atkins	0-0	0-0	0-0	0	0	0	0	1	0	0	2
Team				3							
<b>Totals</b>	<b>19-50</b>	<b>8-18</b>	<b>18-22</b>	<b>26</b>	<b>15</b>	<b>64</b>	<b>11</b>	<b>16</b>	<b>8</b>	<b>8</b>	<b>200</b>
FG%:	.380	3PT%:	.444	FT%:	.818						

#### Score by Periods:

Iowa	31	44	75
Virginia	28	36	64



**IOWA 71, MARYLAND 60 (Semifinals)**  
April 2, 2013, Madison Square Garden, New York, NY

IOWA -- 71												
Name	FG	3-PT	FT	RB	PF	TP	A	TO	BK	S	MN	
Basabe	2-7	0-0	0-0	3	3	4	1	1	0	1	15	
White	1-3	0-0	8-10	8	2	10	1	2	2	1	31	
Woodbury	3-8	0-0	3-4	3	3	9	0	0	2	0	29	
Marble	8-16	2-5	3-4	9	1	21	3	3	1	1	33	
May	3-7	1-2	5-6	4	1	12	5	0	0	3	36	
Olaseni	1-1	0-0	0-0	0	3	2	0	0	0	0	6	
Oglesby	0-2	0-2	0-0	0	0	0	1	0	0	1	7	
Clemmons	1-3	0-0	0-0	0	0	2	2	0	0	0	17	
Gesell	2-5	0-1	0-0	1	1	4	1	0	0	0	11	
McCabe	3-5	1-2	0-0	2	3	7	3	0	0	0	15	
Team				6								
<b>Totals</b>	<b>24-57</b>	<b>4-12</b>	<b>19-24</b>	<b>36</b>	<b>17</b>	<b>71</b>	<b>17</b>	<b>8</b>	<b>5</b>	<b>7</b>	<b>200</b>	
	<b>FG%:</b>	<b>.421</b>	<b>3PT%:</b>	<b>.333</b>		<b>FT%:</b>	<b>.792</b>					

Maryland -- 60												
Name	FG	3-PT	FT	RB	PF	TP	A	TO	BK	S	MN	
Mitchell	3-7	0-0	0-0	4	0	6	3	3	0	0	18	
Wells	4-11	0-2	1-2	4	5	9	3	1	0	0	27	
Len	6-10	0-0	4-6	9	1	16	1	0	6	0	31	
Howard	0-2	0-1	2-2	2	4	2	4	4	0	2	31	
Faust	5-14	2-5	2-6	3	2	14	1	2	1	0	29	
Aronhalt	3-8	3-6	0-0	3	0	9	0	2	0	0	25	
Layman	2-5	0-1	0-0	7	4	4	0	4	2	1	27	
Padgett	0-0	0-0	0-0	0	0	0	0	0	0	0	3	
Clare	0-0	0-0	0-0	1	2	0	0	0	1	0	9	
Team				6								
<b>Totals</b>	<b>23-57</b>	<b>5-15</b>	<b>9-16</b>	<b>39</b>	<b>18</b>	<b>60</b>	<b>12</b>	<b>17</b>	<b>10</b>	<b>3</b>	<b>200</b>	
	<b>FG%:</b>	<b>.404</b>	<b>3PT%:</b>	<b>.333</b>		<b>FT%:</b>	<b>.563</b>					

**Score by Periods:** **ATTENDANCE: 10,009**

Iowa	38	33	71
Maryland	33	27	60

**BAYLOR 74, IOWA 54 (Final)**  
April 2, 2013, Madison Square Garden, New York, NY

IOWA -- 54												
Name	FG	3-PT	FT	RB	PF	TP	A	TO	BK	S	MN	
Basabe	0-5	0-0	1-2	6	2	1	0	0	0	0	13	
White	4-13	0-2	4-4	6	0	12	1	2	0	2	34	
Woodbury	0-4	0-0	2-4	6	2	2	0	1	0	1	16	
Marble	3-12	0-4	0-0	1	2	6	4	4	0	2	27	
May	3-9	1-4	1-2	1	5	8	0	0	0	0	26	
Olaseni	1-4	0-0	0-0	2	2	2	0	0	0	0	18	
Oglesby	1-4	1-4	0-0	1	0	3	1	0	0	0	14	
Clemmons	2-2	2-2	1-2	3	1	7	1	2	0	0	17	
Gesell	4-6	1-3	4-4	2	3	13	0	1	0	0	17	
Rickert	0-0	0-0	0-0	1	0	0	0	0	0	0	1	
Denning	0-0	0-0	0-0	0	0	0	1	0	0	0	1	
McCabe	0-8	0-5	0-0	7	3	0	3	1	0	0	14	
Ingram	0-0	0-0	0-0	0	0	0	0	0	0	0	1	
Stokes	0-2	0-0	0-0	0	0	0	0	0	0	0	1	
Team				3								
<b>Totals</b>	<b>18-69</b>	<b>5-24</b>	<b>13-18</b>	<b>39</b>	<b>20</b>	<b>54</b>	<b>11</b>	<b>11</b>	<b>0</b>	<b>5</b>	<b>200</b>	
	<b>FG%:</b>	<b>.491</b>	<b>3PT%:</b>	<b>.471</b>		<b>FT%:</b>	<b>1.000</b>					

Baylor -- 74												
Name	FG	3-PT	FT	RB	PF	TP	A	TO	BK	S	MN	
Walton	2-5	0-1	1-2	1	3	5	5	2	0	6	31	
Jefferson	8-11	0-0	7-8	7	3	23	0	0	1	1	25	
Austin	6-7	0-1	3-5	9	1	15	4	3	5	2	34	
Heslip	1-4	1-4	1-2	4	2	4	0	0	0	0	24	
Jackson	4-11	3-6	6-6	5	4	17	10	3	0	0	37	
Rose	0-0	0-0	0-0	0	0	0	0	0	0	0	2	
Gathers	3-3	0-0	0-0	4	3	6	0	2	1	0	14	
Franklin	2-4	0-2	0-0	1	0	4	0	0	0	0	23	
Bello	0-1	0-0	0-0	0	0	0	0	0	0	0	5	
Neubart	0-1	0-1	0-0	0	0	0	0	0	0	0	1	
Prince	0-1	0-0	0-0	1	1	0	0	0	0	0	3	
Team				6								
<b>Totals</b>	<b>26-48</b>	<b>4-15</b>	<b>18-23</b>	<b>38</b>	<b>17</b>	<b>74</b>	<b>19</b>	<b>11</b>	<b>7</b>	<b>9</b>	<b>200</b>	
	<b>FG%:</b>	<b>.542</b>	<b>3PT%:</b>	<b>.267</b>		<b>FT%:</b>	<b>.783</b>					

**Score by Periods:** **ATTENDANCE: 5,301**

Iowa	22	32	54
Baylor	27	47	74

**IOWA 87, SOUTH DAKOTA 75 (1st Round)**  
March 15, 2017, Iowa City, IA

South Dakota -- 75												
Name	FG	3-PT	FT	RB	PF	TP	A	TO	BK	S	MN	
Burch-Manning	4-7	0-0	0-2	6	4	8	0	2	1	1	29	
Flack	6-11	0-1	4-5	5	3	16	1	3	2	2	31	
Dickerson	3-8	1-3	3-4	3	3	10	2	3	0	0	21	
Hurst	1-3	0-1	5-6	7	3	7	3	1	0	2	33	
Mooney	8-19	5-10	2-2	5	1	23	5	1	0	3	33	
Simpson	1-3	1-1	1-2	0	3	4	2	0	0	1	22	
Armstrong	0-2	0-1	0-0	0	0	0	0	0	0	0	4	
Peterson	1-3	0-0	3-4	3	1	5	1	2	0	2	13	
Hagedorn	1-3	0-0	0-0	1	1	2	1	0	0	0	14	
Power	0-0	0-0	0-0	0	0	0	0	0	0	0	0+	
Team				0								
<b>Totals</b>	<b>25-59</b>	<b>7-17</b>	<b>18-25</b>	<b>30</b>	<b>19</b>	<b>75</b>	<b>15</b>	<b>12</b>	<b>3</b>	<b>11</b>	<b>200</b>	
	<b>FG%:</b>	<b>.424</b>	<b>3PT%:</b>	<b>.412</b>		<b>FT%:</b>	<b>.720</b>					

Iowa -- 87												
Name	FG	3-PT	FT	RB	PF	TP	A	TO	BK	S	MN	
Wagner	3-3	0-0	0-0	7	3	6	0	2	0	1	19	
Cook	8-8	0-0	2-5	8	2	18	3	2	1	0	29	
Bohannon	7-12	3-4	2-2	2	2	19	11	1	0	1	37	
Moss	6-12	4-9	0-1	4	0	16	1	0	2	1	27	
Jok	7-14	3-6	3-4	6	4	20	1	2	0	1	27	
Williams	0-1	0-0	0-0	0	0	0	1	1	0	0	8	
Kriener	1-1	0-0	0-0	0	0	2	0	0	0	0	4	
Ellingson	0-4	0-2	0-0	2	0	0	0	2	0	0	10	
Uhl	0-2	0-1	0-0	1	1	0	2	0	0	0	10	
Pemsl	2-3	0-0	0-3	4	3	4	2	3	0	4	16	
Baer	1-2	0-1	0-0	1	3	2	0	1	1	0	13	
Team				2								
<b>Totals</b>	<b>35-62</b>	<b>10-23</b>	<b>7-15</b>	<b>37</b>	<b>18</b>	<b>87</b>	<b>21</b>	<b>16</b>	<b>4</b>	<b>8</b>	<b>200</b>	
	<b>FG%:</b>	<b>.565</b>	<b>3PT%:</b>	<b>.435</b>		<b>FT%:</b>	<b>.467</b>					

**Score by Periods:** **ATTENDANCE: 12,864**

South Dakota	38	37	75
Iowa	42	45	87

**TCU 94, IOWA 92 -- OT (2nd Round)**  
March 19, 2017, Carver-Hawkeye Arena, Iowa City, IA

TCU -- 94												
Name	FG	3-PT	FT	RB	PF	TP	A	TO	BK	S	MN	
Brodziansky	9-12	0-0	1-1	4	3	19	2	0	1	0	28	
Miller	3-8	1-4	0-0	4	2	7	0	1	0	1	24	
Bane	3-9	1-3	6-7	2	3	13	4	1	0	0	37	
Robinson	7-16	1-3	4-4	3	3	19	11	5	0	3	44	
Williams, K.	6-11	2-5	1-2	10	2	15	6	1	1	4	39	
Williams, M.	1-4	1-3	0-0	1	1	3	1	0	0	0	10	
Parrish	5-7	4-6	0-2	1	4	14	1	0	0	3	26	
Shepard	0-0	0-0	0-0	0	2	0	0	1	0	0	1	
Washburn	2-4	0-0	0-2	4	1	4	1	0	0	2	16	
Team				3								
<b>Totals</b>	<b>36-71</b>	<b>10-24</b>	<b>12-18</b>	<b>32</b>	<b>21</b>	<b>94</b>	<b>26</b>	<b>9</b>	<b>2</b>	<b>13</b>	<b>200</b>	
	<b>FG%:</b>	<b>.507</b>	<b>3PT%:</b>	<b>.417</b>		<b>FT%:</b>	<b>.667</b>					

Iowa -- 92												
Name	FG	3-PT	FT	RB	PF	TP	A	TO	BK	S	MN	
Wagner	2-4	0-0	2-6	4	2	6	3	1	0	1	19	
Cook	7-7	0-0	2-5	5	2	16	0	7	0	0	28	
Bohannon	8-15	7-12	2-3	2	3	25	13	3	0	0	42	
Moss	0-1	0-1	0-0	1	0	0	0	0	0	0	10	
Jok	8-18	5-10	1-2	3	3	22	5	3	0	0	41	
Williams	0-1	0-0	0-0	0	1	0	0	1	0	0	3	
Kriener	1-2	0-0	0-1	3	2	2	1	0	0	0	15	
Ellingson	0-1	0-1	0-0	0	1	0	0	0	0	0	2	
Uhl	1-1	0-0	0-0	1	0	2	2	1	0	0	15	
Pemsl	2-5	0-0	0-0	7	3	4	2	1	1	0	16	
Baer	5-8	4-6	1-2	10	4	15	0	0	3	2	34	
Team				3								
<b>Totals</b>	<b>34-63</b>	<b>16-30</b>	<b>8-19</b>	<b>39</b>	<b>21</b>	<b>92</b>	<b>26</b>	<b>17</b>	<b>4</b>	<b>3</b>	<b>200</b>	
	<b>FG%:</b>	<b>.540</b>	<b>3PT%:</b>	<b>.533</b>		<b>FT%:</b>	<b>.421</b>					

**Score by Periods:** **ATTENDANCE: 15,400**

||
||
||

**RANKED ACCORDING TO TOTAL VICTORIES**

NAME	YEARS	OVERALL		BIG TEN	
		W-L	PCT.	W-L	PCT.
Tom Davis	1986-99	269-140	.658	125-105	.543
Lute Olson	1975-83	168-90	.651	92-70	.568
Steve Alford	1999-07	152-106	.589	61-67	.477
Rollie Williams	1930-42, 51	139-131	.515	69-92	.429
<b>Fran McCaffery</b>	<b>2010-</b>	<b>137-101</b>	<b>.576</b>	<b>64-62</b>	<b>.508</b>
Bucky O'Connor*	1950, 52-58	114-59	.659	71-41	.634
Pops Harrison*	1943-50	98-42	.700	48-38	.558
Ralph Miller	1965-70	95-51	.651	54-30	.643
Sharm Scheuerman	1959-64	72-69	.511	38-46	.452
Sam Barry	1923-29	62-54	.534	43-41	.512
George Raveling	1984-86	54-38	.587	26-28	.481
Maury Kent	1914-18	42-36	.538	10-29	.256
Dick Schultz	1971-74	41-55	.427	20-36	.357
Todd Lickliter	2007-10	38-58	.396	15-39	.278
Ed Rule	1902, 04, 06, 08	37-15	.712	0-0	.000
James Ashmore	1920-22	29-26	.527	17-17	.500
John Griffith	1907, 09-10	24-15	.615	3-7	.300
Walter Stewart	1911-12	15-12	.556	2-6	.250
Floyd Thomas	1913	9-13	.409	1-5	.167
Edwin Bannick	1919	8-7	.533	4-7	.364
John Chalmers	1905	6-8	.429	0-0	.000
Fred Bailey	1903	4-3	.571	0-0	.000
<b>TOTALS</b>		<b>1,613-1,129</b>	<b>.588</b>	<b>763-766</b>	<b>.499</b>

**RANKED ACCORDING TO OVERALL GAME WINNING PERCENTAGE**

NAME	YEARS	OVERALL		BIG TEN	
		W-L	PCT.	W-L	PCT.
Ed Rule	1902, 04, 06, 08	37-15	.712	0-0	.000
Pops Harrison*	1943-50	98-42	.700	48-38	.558
Bucky O'Connor*	1950, 52-58	114-59	.659	71-41	.634
Tom Davis	1986-99	269-140	.658	125-105	.543
Lute Olson	1975-83	168-90	.651	92-70	.568
Ralph Miller	1965-70	95-51	.651	54-30	.643
John Griffith	1907, 09-10	24-15	.615	3-7	.300
Steve Alford	1999-07	152-106	.589	61-67	.477
George Raveling	1984-86	54-38	.587	26-28	.481
<b>Fran McCaffery</b>	<b>2010-</b>	<b>137-101</b>	<b>.576</b>	<b>64-62</b>	<b>.508</b>
Fred Bailey	1903	4-3	.571	0-0	.000
Walter Stewart	1911-12	15-12	.556	2-6	.250
Maury Kent	1914-18	42-36	.538	10-29	.256
Sam Barry	1923-29	62-54	.534	43-41	.512
Edwin Bannick	1919	8-7	.533	4-7	.364
James Ashmore	1920-22	29-26	.527	17-17	.500
Rollie Williams	1930-42, 51	139-131	.515	69-92	.429
Sharm Scheuerman	1959-64	72-69	.511	38-46	.452
John Chalmers	1905	6-8	.429	0-0	.000
Dick Schultz	1971-74	41-55	.427	20-36	.357
Floyd Thomas	1913	9-13	.409	1-5	.167
Todd Lickliter	2007-10	38-58	.396	15-39	.278
<b>TOTALS</b>		<b>1,613-1,129</b>	<b>.588</b>	<b>763-766</b>	<b>.499</b>

\*Both Pops Harrison and Bucky O'Connor coached 11 games in 1949-50.



YEAR	COACH	OVERALL GAMES					BIG TEN GAMES				
		W-L	HOME	IOWA AWAY	OPP. AVG.	AVG.	W-L	IOWA RANK	OPP. AVG.	AVG.	POSTSEASON
1902	Ed Rule	10-2	3-0	7-2	32.3	21.1	did not compete				
1903	Fred Bailey	4-3	3-1	1-2	22.6	11.9	did not compete				
1904	Ed Rule	6-2	2-1	4-1	23.4	25.0	did not compete				
1905	John Chalmers	6-8	3-1	3-7	24.9	27.9	did not compete				
1906	Ed Rule	11-5	6-1	5-4	36.5	21.0	did not compete				
1907	John Griffith	5-5	3-1	2-4	32.9	26.5	did not compete				
1908	Ed Rule	10-6	6-3	4-3	33.3	26.9	did not compete				
1909	John Griffith	8-7	4-1	4-6	27.1	18.2	1-5	8th	16.2	22.2	
1910	John Griffith	11-3	6-1	5-2	24.4	13.8	2-2	T-5th	20.0	14.8	
1911	Walter Stewart	9-4	4-1	5-3	22.8	18.6	2-2	T-5th	16.5	25.3	
1912	Walter Stewart	6-8	4-3	2-5	17.6	19.7	0-4	T-7th	11.0	33.3	
1913	Floyd Thomas	9-13	5-3	4-10	15.9	20.7	1-5	8th	10.3	24.3	
1914	Maury Kent	9-7	5-3	4-4	21.4	23.4	1-5	8th	16.8	31.5	
1915	Maury Kent	9-8	5-4	4-4	23.6	19.7	2-6	7th	16.8	21.8	
1916	Maury Kent	11-4	6-2	5-2	24.6	18.9	2-4	7th	18.0	25.7	
1917	Maury Kent	7-9	6-3	1-6	18.9	19.4	1-8	9th	15.4	22.6	
1918	Maury Kent	6-8	4-4	2-4	21.8	28.1	4-6	9th	22.6	30.1	
1919	Edwin Bannick	8-7	5-3	3-4	22.5	22.9	4-7	T-7th	20.7	25.3	
1920	James Ashmore	9-10	6-6	3-4	23.8	22.8	6-6	6th	22.7	23.8	
1921	James Ashmore	9-9	6-2	3-7	23.0	19.4	6-5	T-6th	20.2	19.7	
1922	James Ashmore	11-7	6-3	5-4	25.6	20.5	5-6	5th	23.9	23.0	
1923	Sam Barry	13-2	8-1	5-1	27.9	18.5	11-1	T-1st	27.8	18.8	
1924	Sam Barry	7-10	5-5	2-5	23.4	26.2	4-8	9th	24.3	28.3	
1925	Sam Barry	6-10	4-5	2-5	24.6	24.0	5-7	7th	24.6	22.9	
1926	Sam Barry	12-5	9-0	3-5	22.5	21.1	8-4	T-1st	20.8	21.4	
1927	Sam Barry	9-8	6-4	3-4	28.3	26.4	7-5	T-4th	28.3	26.8	
1928	Sam Barry	6-11	4-6	2-5	29.9	33.8	3-9	T-7th	29.8	36.9	
1929	Sam Barry	9-8	7-2	2-6	29.1	28.2	5-7	7th	27.6	29.8	
1930	Rollie Williams	4-13	3-7	1-6	29.1	30.1	did not compete				
1931	Rollie Williams	5-12	3-6	2-6	19.6	27.3	2-10	10th	19.3	30.2	
1932	Rollie Williams	5-12	2-7	3-5	27.0	29.5	3-9	9th	28.2	30.2	
1933	Rollie Williams	15-5	9-2	6-3	33.5	26.8	8-4	T-3rd	30.3	29.9	
1934	Rollie Williams	13-6	10-1	3-5	35.8	28.4	6-6	T-5th	33.1	31.9	
1935	Rollie Williams	10-9	6-4	4-5	35.6	32.8	6-6	6th	34.3	33.2	
1936	Rollie Williams	9-10	6-4	3-6	31.1	31.6	5-7	T-6th	29.4	32.1	
1937	Rollie Williams	11-9	7-4	4-5	34.5	33.9	3-9	T-8th	31.3	36.9	
1938	Rollie Williams	11-9	5-4	6-5	35.3	35.3	6-6	T-5th	34.8	34.3	
1939	Rollie Williams	8-11	7-4	1-7	35.5	36.5	3-9	10th	34.8	38.3	
1940	Rollie Williams	9-12	7-3	2-9	35.9	37.5	4-8	8th	37.3	40.7	
1941	Rollie Williams	12-8	8-3	4-5	44.3	39.3	4-8	8th	43.3	44.8	
1942	Rollie Williams	12-8	8-3	4-5	47.1	43.1	10-5	T-2nd	48.1	43.2	
1943	Pops Harrison	7-10	6-4	1-6	47.5	50.2	3-9	9th	44.6	52.5	
1944	Pops Harrison	14-4	10-1	4-3	52.8	40.3	9-3	T-2nd	50.3	42.8	
1945	Pops Harrison	17-1	11-0	6-1	57.2	39.2	11-1	1st	49.3	40.4	
1946	Pops Harrison	14-4	11-1	3-3	57.4	41.6	8-4	T-3rd	50.5	45.8	
1947	Pops Harrison	12-7	12-1	0-6	56.8	47.5	5-7	T-6th	54.3	52.3	
1948	Pops Harrison	15-4	12-0	3-4	56.9	47.5	8-4	2nd	53.6	51.0	
1949	Pops Harrison	10-10	10-3	0-7	55.1	54.9	3-9	8th	50.8	62.8	
1950	Pops Harrison	9-2	6-0	3-2	68.7	56.6	1-1		56.0	60.0	
	Bucky O'Connor	6-5	4-2	2-3	59.5	59.7	5-5	5th	58.4	61.1	
1951	Rollie Williams	15-7	8-2	7-5	65.0	59.5	9-5	3rd	65.4	58.5	
1952	Bucky O'Connor	19-3	10-1	9-2	69.7	61.7	11-3	2nd	72.4	64.4	
1953	Bucky O'Connor	12-10	9-2	3-8	69.8	68.3	9-9	6th	69.8	70.6	
1954	Bucky O'Connor	17-5	10-2	7-3	70.9	64.3	11-3	2nd	73.1	65.9	
1955	Bucky O'Connor	19-7	10-1	9-6	79.7	71.7	11-3	1st	81.6	74.8	NCAA Final Four
1956	Bucky O'Connor	20-6	12-1	8-5	77.7	69.9	13-1	1st	80.9	69.9	NCAA Final Four
1957	Bucky O'Connor	8-14	6-4	2-10	69.6	72.8	4-10	8th	70.8	73.9	
1958	Bucky O'Connor	13-9	8-3	5-6	73.7	73.1	7-7	6th	74.3	75.3	
1959	Sharm Scheuerman	10-12	7-3	3-9	75.7	76.6	7-7	T-5th	81.3	80.3	



# IOWA BASKETBALL

2018 MEDIA GUIDE

## OVERALL GAMES

## BIG TEN GAMES

YEAR	COACH	OVERALL GAMES			IOWA	OPP.	BIG TEN GAMES			AVG.	
		W-L	HOME	AWAY	AVG.	AVG.	W-L	IOWA RANK	OPP. AVG.		
1960	Sharm Scheuerman	14-10	8-3	6-7	73.0	71.0	6-8	T-6th	69.4	72.4	
1961	Sharm Scheuerman	18-6	9-3	9-3	70.9	64.7	10-4	T-2nd	66.4	61.4	
1962	Sharm Scheuerman	13-11	9-3	4-8	70.3	67.5	7-7	T-4th	70.8	71.5	
1963	Sharm Scheuerman	9-15	4-5	5-10	65.7	70.3	5-9	8th	68.6	73.6	
1964	Sharm Scheuerman	8-15	5-6	3-9	73.8	80.8	3-11	9th	73.7	85.1	
1965	Ralph Miller	14-10	8-3	6-7	83.8	78.1	8-6	5th	82.9	78.6	
1966	Ralph Miller	17-7	12-0	5-7	82.5	74.6	8-6	T-3rd	80.8	79.8	
1967	Ralph Miller	16-8	9-2	7-6	81.5	76.9	9-5	3rd	84.0	79.6	
1968	Ralph Miller	16-9	10-2	6-7	75.2	71.9	10-4	T-1st	76.6	71.6	
1969	Ralph Miller	12-12	10-2	2-10	84.4	79.9	5-9	T-8th	79.5	82.1	
1970	Ralph Miller	20-5	11-1	9-4	98.7	87.0	14-0	1st	102.9	90.3	NCAA Sweet 16
1971	Dick Schultz	9-15	6-6	3-9	81.1	82.8	4-10	T-7th	82.9	88.2	
1972	Dick Schultz	11-13	9-3	2-10	80.0	80.7	5-9	T-8th	80.3	79.7	
1973	Dick Schultz	13-11	8-5	5-6	77.5	72.1	6-8	T-6th	77.7	77.0	
1974	Dick Schultz	8-16	7-5	1-11	73.1	81.2	5-9	7th	74.1	81.7	
1975	Lute Olson	10-16	7-5	3-11	73.0	80.6	7-11	7th	70.6	77.8	
1976	Lute Olson	19-10	10-4	9-6	82.4	79.5	9-9	5th	80.7	81.8	
1977	Lute Olson	20-7	12-2	8-5	80.4	75.3	12-6	4th	77.4	77.3	
1978	Lute Olson	12-15	8-5	4-10	74.3	73.4	5-13	8th	69.1	72.9	
1979	Lute Olson	20-8	11-3	9-5	77.4	66.5	13-5	T-1st	72.9	64.2	NCAA 2nd Round
1980	Lute Olson	23-10	11-2	12-8	73.0	65.6	10-8	4th	67.9	66.6	NCAA Final Four
1981	Lute Olson	21-7	12-2	9-5	74.8	64.4	13-5	2nd	70.2	64.8	NCAA 2nd Round
1982	Lute Olson	21-8	12-1	9-7	65.4	58.2	12-6	T-2nd	62.4	56.7	NCAA 2nd Round
1983	Lute Olson	22-9	11-3	11-6	69.7	62.5	11-7	T-2nd	67.1	62.6	NCAA Sweet 16
1984	George Raveling	13-15	8-6	5-9	58.9	57.3	6-12	T-7th	54.9	56.8	
1985	George Raveling	21-11	16-3	5-8	70.2	58.8	10-8	5th	66.9	61.8	NCAA 1st Round
1986	George Raveling	20-12	11-2	9-10	73.6	65.7	10-8	6th	72.7	65.9	NCAA 1st Round
1987	Tom Davis	30-5	13-2	17-3	87.3	74.4	14-4	3rd	83.4	72.8	NCAA Elite Eight
1988	Tom Davis	24-10	14-2	10-8	93.6	81.4	12-6	T-3rd	91.2	82.1	NCAA Sweet 16
1989	Tom Davis	23-10	15-2	8-8	89.6	81.2	10-8	4th	86.6	84.4	NCAA 2nd Round
1990	Tom Davis	12-16	11-5	1-11	75.4	80.1	4-14	T-8th	75.6	87.1	
1991	Tom Davis	21-11	13-4	8-7	76.8	72.1	9-9	T-5th	73.2	72.9	NCAA 2nd Round
1992	Tom Davis	19-11	13-2	6-9	81.1	72.0	10-8	5th	73.9	71.9	NCAA 2nd Round
1993	Tom Davis	23-9	15-1	8-8	78.3	65.4	11-7	T-3rd	73.7	69.6	NCAA 2nd Round
1994	Tom Davis	11-16	9-6	2-10	83.5	81.7	5-13	T-10th	80.6	84.5	
1995	Tom Davis	21-12	13-5	8-7	83.6	74.6	9-9	T-7th	81.3	77.3	
1996	Tom Davis	23-9	14-1	9-8	79.6	67.9	11-7	4th	74.1	67.6	NCAA 2nd Round
1997	Tom Davis	22-10	14-2	8-8	72.3	63.7	12-6	T-2nd	69.7	62.2	NCAA 2nd Round
1998	Tom Davis	20-11	11-5	9-6	80.2	67.5	9-7	T-5th	74.4	69.8	
1999	Tom Davis	20-10	11-4	9-6	73.9	70.0	9-7	T-3rd	71.9	71.1	NCAA Sweet 16
2000	Steve Alford	14-16	9-4	5-12	68.8	71.6	6-10	T-7th	65.1	71.1	
2001	Steve Alford	23-12	12-4	11-8	74.1	70.5	7-9	T-6th	71.7	73.6	NCAA 2nd Round
2002	Steve Alford	19-16	13-4	6-12	72.6	68.1	5-11	T-8th	67.4	70.9	
2003	Steve Alford	17-14	11-7	6-7	69.1	66.5	7-9	T-8th	69.1	71.0	
2004	Steve Alford	16-13	11-3	5-10	71.4	68.9	9-7	4th	71.0	69.6	
2005	Steve Alford	21-12	13-3	8-9	72.9	67.3	7-9	7th	68.2	67.2	NCAA 1st Round
2006	Steve Alford	25-9	17-0	8-9	66.3	58.9	11-5	T-2nd	66.6	62.6	NCAA 1st Round
2007	Steve Alford	17-14	14-2	3-12	68.4	65.6	9-7	T-4th	67.0	66.9	
2008	Todd Lickliter	13-19	10-8	3-11	56.1	58.0	6-12	8th	55.4	60.2	
2009	Todd Lickliter	15-17	13-4	2-13	60.2	59.6	5-13	10th	57.9	62.5	
2010	Todd Lickliter	10-22	9-9	1-13	60.5	66.0	4-14	T-9th	57.9	66.9	
2011	Fran McCaffery	11-20	8-8	2-9	67.2	68.1	4-14	10th	65.2	72.8	
2012	Fran McCaffery	18-17	14-6	3-9	73.0	72.5	8-10	T-7th	67.8	71.6	
2013	Fran McCaffery	25-13	18-2	3-8	70.1	62.8	9-9	6th	66.3	64.6	
2014	Fran McCaffery	20-13	13-4	4-6	81.5	70.3	9-9	6th	78.3	73.6	NCAA First Four
2015	Fran McCaffery	22-12	14-4	7-3	69.8	62.3	12-6	T-3rd	69.1	63.8	NCAA 2nd Round
2016	Fran McCaffery	22-11	13-2	6-5	77.6	69.3	12-6	T-3rd	75.8	69.3	NCAA 2nd Round
2017	Fran McCaffery	19-15	15-5	4-10	80.5	78.1	10-8	T-5th	77.0	77.9	
<b>Totals</b>		<b>1,613-1,129</b>	<b>1,033-360</b>	<b>571-754</b>			<b>764-766</b>				



**Coach Ed Rule**

**1901-02 (10-2)**

11/6	Grinnell	W, 34-19
12/14	Upper Iowa	W, 42-13
1/15	at Upper Iowa	W, 27-26
1/16	at Dubuque YMCA	W, 36-27
1/17	at Augustana (IL)	W, 22-21
1/24	at West College	W, 24-7
2/1	at Wilton	W, 66-4
2/5	Kansas	W, 40-27
2/14	at D. M. YMCA	W, 42-17
2/15	at Grinnell	W, 25-21
3/1	at Minnesota	L, 10-47
3/3	at Minnesota A.C.	L, 20-24

**Coach Fred Bailey**

**1902-03 (4-3)**

1/24	Wilton	W, 68-7
1/29	at Des Moines College	W, N/A
1/30	at Des Moines YMCA	L, 21-24
2/2	at Grinnell	L, 5-6
2/14	Grinnell	L, 13-15
N/A	West College	W, 24-14
N/A	Highland Park	W, 27-17

**Coach Ed Rule**

**1903-04 (6-2)**

12/4	Grinnell	W, 39-35
1/7	at Augustana (IL)	W, 20-12
1/14	at Grinnell	W, 21-20
1/15	at Des Moines YMCA	W, 23-16
1/17	at Highland Park	W, 28-19
1/30	Augustana (IL)	L, 21-44
N/A	at Grinnell	L, 12-35
2/19	Grinnell	W, 23-19

**Coach John Chalmers**

**1904-05 (6-8)**

1/11	at Minnesota A.C.	W, 24-18
1/12	at Minnesota	L, 17-48
1/21	at Augustana (IL)	L, 20-41
1/26	at Highland Park	W, 23-22
1/27	at Des Moines YMCA	W, 24-22
1/28	at Grinnell	L, 22-32
2/4	Augustana (IL)	W, 28-24
2/18	Des Moines YMCA	L, 25-33
2/23	Grinnell	W, 24-17
2/28	at Iowa Natl. Guard	L, 26-46
3/4	Coe	W, 50-9
3/6	at Grinnell	L, 26-34
3/10	at Chicago	L, 16-20
3/11	at Northwestern	L, 23-24

**Coach Ed Rule**

**1905-06 (11-5)**

N/A	Augustana (IL)	W, 25-11
N/A	Lewis Institute	L, 25-31
N/A	at Coe	W, 65-20
N/A	Grinnell	W, 26-13
1/13	Northern Iowa	W, 51-9
1/26	at Iowa Natl. Guard	W, 42-26
2/1	at Central YMCA	L, 24-35
2/2	at Chicago	L, 20-27
2/14	Kansas	W, 29-19
2/16	at Northern Iowa	W, 70-25
2/17	at Coe	W, 43-13
2/22	at Grinnell	L, 19-20
2/23	at Des Moines YMCA	L, 27-33
3/2	at Augustana (IL)	W, 28-25
3/3	Coe	W, 70-12
3/9	Grinnell	W, 20-17

**Coach John Griffith**

**1906-07 (5-5)**

12/13	Northern Iowa	W, 73-16
1/12	Coe	W, 49-35
1/18	at Des Moines YMCA	L, 26-32
1/19	at Highland Park	W, 32-17
1/21	at Nebraska	L, 17-27
1/23	at Kansas City A.C.	L, 28-35
1/30	at Grinnell	W, 20-17
2/9	Grinnell	L, 21-24
2/16	at Coe	L, 31-33
2/22	Nebraska	W, 32-29

**Coach Ed Rule**

**1907-08 (10-6)**

12/7	at Cedar Rapids YMCA	W, 69-39
12/14	Cedar Rapids YMCA	W, 63-12
12/20	Chicago	L, 26-35
N/A	at Upper Iowa	W, 42-25
1/8	Minnesota	L, 12-31
N/A	at Luther	W, 34-32
N/A	at Chicago	L, 12-32
N/A	Minnesota	L, 25-33
1/20	Grinnell	W, 15-13
1/30	Missouri	W, 46-16
2/14	Illinois	W, 46-36
2/15	at Coe	W, 42-28
2/22	at Grinnell	L, 11-34
2/27	Coe	W, 38-12
3/7	Nebraska	W, 39-26
3/11	at Grinnell	L, 12-26

**Coach John Griffith**

**1908-09 (8-7, 1-5 Big Ten/8th)**

1/13	Northern Iowa	W, 42-12
1/21	Coe	W, 48-10
1/28	at Chicago	L, 10-29
1/29	at Indiana	L, 12-18
1/30	at Purdue	L, 11-17
2/2	Haskell Indians	W, 32-18
2/6	Grinnell	L, 18-19
2/9	at Coe	W, 36-24
2/12	at Grinnell	L, 14-25
2/18	Minnesota	W, 37-14
2/19	at Northern Iowa	W, 49-9
2/22	at Drake	W, 36-13
2/26	at Luther	W, 34-12
2/27	at Minnesota	L, 18-23
3/1	at Wisconsin	L, 9-30

**1909-10 (11-3, 2-2 Big Ten/T-5th)**

1/10	at Coe	W, 32-17
1/19	at Luther	W, 19-15
1/20	at Minnesota	L, 9-20
1/22	at Northern Iowa	W, 34-11
1/29	Grinnell	W, 20-13
2/3	Minnesota	L, 18-22
2/4	at Drake	W, 26-8
2/5	at Iowa State	W, 30-27
2/11	at Grinnell	L, 13-18
2/16	Missouri	W, 20-6
2/19	at Northwestern	W, 18-11
2/27	Iowa State	W, 24-12
3/1	Drake	W, 43-7
3/5	Northwestern	W, 35-6

**Coach Walter Stewart**

**1910-11 (9-4, 2-2 Big Ten/T-5th)**

1/10	Coe	W, 51-19
1/21	Drake	W, 30-20
1/27	Northwestern	W, 17-10
2/9	at Carleton	W, 25-14
2/10	at Minnesota	L, 7-37
2/11	at Northern Iowa	W, 43-17
2/17	at Lewis Institute	L, 10-19
2/18	at Northwestern	W, 27-18
2/20	Cornell	W, 24-10
2/23	at Drake	W, 21-15
2/27	at Grinnell	L, 10-21
3/4	Minnesota	L, 15-36
3/9	at Grinnell	W, 12-10

**1911-12 (6-8, 0-4 Big Ten/T-7th)**

12/20	Iowa Wesleyan	W, 41-22
1/5	Wisconsin	L, 12-38
1/16	Leander Clarke	W, 23-11
1/22	Minnesota	L, 17-36
1/27	Northern Iowa	W, 28-8
2/10	Grinnell	L, 19-20
2/12	at St. Joseph	L, 9-11
2/13	at Sacred Heart	W, 14-12
2/14	at Wisconsin	L, 5-30
2/22	Cornell	W, 24-10
N/A	at Grinnell	L, 14-18
2/29	Northern Iowa	W, 21-16
3/1	at Minnesota	L, 10-29
3/2	at Carleton	L, 9-15

**Coach Floyd Thomas**

**1912-13 (9-13, 1-5 Big Ten/8th)**

12/16	Leander Clarke	W, 14-10
12/30	at Ottumwa	L, 17-41
12/31	at Highland Park	L, 4-14
1/1	at Iowa Natl. Guard	W, 25-16
1/2	at Des Moines YMCA	L, 10-15
1/3	at Simpson	L, 14-24
1/11	Northern Iowa	W, 24-20
1/16	at Northwestern	L, 12-29
1/17	at Chicago	L, 8-28
1/18	at Illinois	L, 9-35
1/24	Grinnell	L, 12-26
2/3	Coe	W, 42-12
2/5	at Cornell	W, 13-3
2/8	Iowa State	W, 27-15
2/15	Minnesota	L, 10-26
2/18	Cornell	W, 19-16
2/21	at Grinnell	L, 11-35
2/25	at Iowa State	W, 21-13
3/1	Northwestern	L, 11-19
3/6	at Northern Iowa	L, 15-21
3/7	at Minnesota	W, 12-9
3/8	at Carleton	L, 20-28

**Coach Maury Kent**

**1913-14 (9-7, 1-5 Big Ten/8th)**

12/12	Leander Clarke	W, 24-13
1/7	Northern Iowa	W, 21-20
1/14	Cornell	W, 50-13
1/17	at Chicago	L, 13-47
1/19	Minnesota	W, 16-14
1/23	Grinnell	L, 20-38
1/31	Iowa State	W, 22-15
2/11	at Northern Iowa	W, 27-14
2/12	at Minnesota	L, 13-34
2/13	at Carleton	L, 16-25
2/16	Chicago	L, 13-28
2/21	Northwestern	L, 23-35
2/24	at Iowa State	W, 21-16
2/27	at Grinnell	W, 20-18
3/3	at Cornell	W, 20-13
3/7	at Northwestern	L, 23-41



### 1914-15 (9-8, 2-6 Big Ten/7th)

12/14	Iowa Wesleyan	W, 46-22
1/9	Northern Iowa	W, 44-16
1/13	at Northwestern	L, 15-26
1/16	Cornell	W, 32-16
1/19	Indiana	W, 29-20
1/22	at Minnesota	L, 14-29
1/23	at Carleton	L, 19-20
1/30	Grinnell	L, 14-15
2/8	Ohio State	L, 16-17
2/13	Minnesota	L, 9-11
2/16	Iowa State	W, 27-12
2/19	at Grinnell	W, 26-20
2/22	at Ohio State	L, 15-27
2/23	at Indiana	W, 20-19
3/1	at Cornell	W, 36-22
3/4	at Iowa State	W, 23-18
3/6	Northwestern	L, 16-25

### 1915-16 (11-4, 2-4 Big Ten/7th)

12/21	Iowa Wesleyan	W, 55-6
1/7	Cornell	W, 30-12
1/10	Wisconsin#	L, 30-36
1/15	at Chicago	W, 19-18
1/21	at Minnesota	L, 11-26
1/25	Grinnell	W, 25-16
1/29	Drake	W, 31-24
2/7	at Cornell	W, 28-19
2/12	Chicago	W, 16-15
2/15	at Drake	W, 22-14
2/19	Iowa State	W, 26-9
2/23	Minnesota	L, 13-21
2/26	at Grinnell	W, 22-15
2/28	at Wisconsin	L, 19-38
3/4	at Iowa State	W, 22-14

### 1916-17 (7-9, 1-8 Big Ten/9th)

12/15	Northern Iowa	W, 33-15
12/19	Lombard	W, 39-11
1/6	at Chicago	L, 15-22
1/9	Cornell	W, 28-13
1/12	Indiana	L, 12-21
1/19	at Indiana	L, 7-12
1/20	at Purdue##	L, 17-19
1/24	at Northwestern	L, 15-24
1/27	Grinnell	W, 19-16
2/9	Chicago	W, 24-17
2/16	at Iowa State	L, 12-24
2/19	Minnesota	L, 15-39
2/23	at Grinnell	W, 17-15
2/27	Iowa State	W, 15-13
3/2	at Minnesota	L, 19-31
3/10	Northwestern	L, 15-18

### 1917-18 (6-8, 4-6 Big Ten/9th)

12/15	Cornell	L, 18-38
12/20	Lombard	L, 15-25
1/5	at Chicago	L, 20-46
1/8	Wisconsin	L, 22-36
1/19	at Minnesota	L, 18-33
1/21	at Wisconsin	L, 19-34
1/28	Purdue	W, 33-19
2/4	Minnesota	W, 25-21
2/9	Iowa State	W, 24-9
2/16	Indiana	L, 25-29
2/23	Chicago	W, 29-26
3/1	at Iowa State	W, 22-20
3/8	at Indiana	W, 13-11
3/9	at Purdue	L, 22-46

## Coach Edwin Bannick

### 1918-19 (8-7, 4-7 Big Ten/T-7th)

1/8	Coe	W, 25-22
1/13	Indiana	L, 14-23
1/17	at Chicago	L, 19-31
1/18	at Northwestern	W, 29-28
1/24	at Indiana	W, 21-12
1/25	at Purdue	L, 19-32
2/1	Minnesota	L, 18-28
2/8	at Minnesota	L, 22-36
2/10	at Wisconsin	L, 19-28
2/15	Iowa State	W, 27-17
2/19	Chicago	L, 10-22
2/22	Cornell	W, 28-6
3/1	at Iowa State	W, 29-20
3/8	Northwestern	W, 28-12
3/11	Wisconsin	W, 29-27

## Coach James Ashmore

### 1919-20 (9-10, 6-6 Big Ten/6th)

12/15	Cornell	L, 20-22
12/17	Cornell	L, 16-24
12/18	Cornell	L, 32-35
1/1	Coe	W, 39-11
1/2	Coe	L, 21-22
1/5	Wisconsin	L, 18-35
1/9	at Minnesota	L, 19-21
1/17	at Northwestern	W, 25-13
1/19	at Wisconsin	W, 21-20
1/23	Iowa State	W, 27-15
1/27	Chicago	W, 22-19
2/2	Minnesota	W, 30-5
2/7	Indiana	W, 28-20
2/10	at Chicago	L, 18-37
2/13	at Indiana	L, 19-25
2/14	at Purdue	L, 19-25
2/20	Purdue	L, 26-42
2/27	Northwestern	W, 27-23
3/6	at Iowa State	W, 26-19

### 1920-21 (9-9, 6-5 Big Ten/T-6th)

12/29	at Rockford	W, 33-16
12/31	at Illinois Wesleyan	L, 26-29
1/1	at Millikin	L, 22-24
1/6	Coe	W, 33-5
1/10	Cornell	W, 44-13
1/15	at Minnesota	L, 19-24
1/21	at Michigan	L, 15-19
1/22	at Chicago	L, 17-42
1/31	Chicago	W, 17-16
2/7	Minnesota	L, 14-17
2/15	Iowa State	L, 16-20
2/19	Purdue	W, 20-15
2/21	Indiana	W, 22-15
2/26	at Indiana	W, 26-17
3/5	at Purdue	L, 19-21
3/11	at Iowa State	L, 18-26
3/14	Northwestern	W, 33-17
3/28	at Northwestern	W, 20-14

### 1921-22 (11-7, 5-6 Big Ten/5th)

12/10	Augustana (IL)	W, 41-16
12/17	Cornell	W, 34-14
12/20	Lombard	W, 26-14
12/22	at Creighton	L, 17-19
12/23	at Creighton	W, 20-17
12/31	at Knox	W, 27-21
1/2	Upper Iowa	W, 32-15
1/7	Wisconsin	L, 15-18
1/14	at Minnesota	L, 16-24
1/21	Purdue	L, 22-36
1/28	at Purdue	L, 26-27
2/11	at Chicago	W, 27-17
2/13	at Wisconsin	W, 24-18
2/18	Ohio State	W, 31-27

2/23	Minnesota	W, 29-21
2/27	Michigan	L, 20-22
3/4	at Michigan	L, 19-25
3/6	at Ohio State	W, 34-18

## Coach Sam Barry

### 1922-23 (13-2, 11-1 Big Ten/T-1st)

12/10	Knox	W, 21-11
12/19	Cornell	W, 36-19
1/3	Notre Dame	L, 23-24
1/6	at Chicago	W, 35-23
1/15	Michigan	W, 18-17
1/20	Ohio State	W, 46-21
1/27	Northwestern	W, 29-22
1/29	at Minnesota	W, 32-16
2/3	Chicago	W, 20-12
2/10	at Northwestern	W, 28-11
2/12	at Ohio State	W, 36-25
2/22	Indiana	W, 19-13
2/26	Minnesota	W, 29-24
3/3	at Michigan	W, 20-18
3/5	at Indiana	L, 21-23

### 1923-24 (7-10, 4-8 Big Ten/9th)

12/8	North Dakota	W, 22-11
12/15	Butler	W, 26-23
12/18	Cornell	W, 25-15
1/2	at Creighton	L, 13-36
1/5	Marquette	L, 20-21
1/12	Purdue	W, 36-26
1/19	at Michigan	L, 18-23
1/21	at Ohio State	L, 28-43
2/2	Chicago	L, 18-31
2/9	Ohio State	L, 24-26
2/16	at Chicago	W, 21-13
2/22	Illinois	L, 14-26
2/25	Michigan	L, 25-27
2/29	at Illinois	L, 19-38
3/3	at Purdue	W, 40-31
3/8	Wisconsin	W, 22-19
3/11	at Wisconsin	L, 26-36

### 1924-25 (6-10, 5-7 Big Ten/T-7th)

12/13	Wabash	L, 24-28
12/18	Butler	L, 22-26
1/1	at Marquette	W, 28-17
1/5	Minnesota	W, 27-19
1/9	Purdue	W, 35-19
1/17	Creighton	L, 20-38
1/24	at Illinois	L, 15-23
1/31	Indiana	L, 28-30
2/7	at Northwestern	W, 35-20
2/9	at Indiana	L, 21-28
2/14	at Purdue	L, 23-35
2/16	at Wisconsin	L, 15-16
2/21	at Minnesota	L, 18-20
2/27	at Illinois	W, 33-25
3/3	Wisconsin	L, 23-25
3/7	Northwestern	W, 26-15

### 1925-26 (12-5, 8-4 Big Ten/T-1st)

12/7	St. Louis	W, 35-19
12/12	Wabash	W, 38-26
12/17	Butler	W, 26-24
12/18	at Notre Dame	L, 16-17
1/2	at Marquette	W, 19-16
1/9	at Chicago	W, 18-13
1/11	at Michigan	L, 16-22
1/16	Indiana	W, 29-22
1/23	at Ohio State	L, 21-35
1/25	at Northwestern	L, 21-27
2/1	at Indiana	L, 20-30
2/6	Minnesota	W, 21-14
2/13	Michigan	W, 24-21
2/20	Northwestern	W, 12-11
2/27	Chicago	W, 32-20
3/3	Ohio State	W, 18-17
3/13	at Minnesota	W, 17-15



**1926-27 (9-8, 7-5 Big Ten/T-4th)**

Saint Louis	W, 43-13
Wabash	L, 13-28
Notre Dame	L, 18-19
at Marquette	W, 35-21
at Chicago	W, 19-13
at Purdue	W, 39-25
Michigan	L, 22-41
at Illinois#	L, 33-40
Butler	L, 32-47
Ohio State	W, 39-25
Illinois	W, 26-24
Purdue	W, 33-28
at Wisconsin	L, 21-24
Chicago	W, 25-23
at Ohio State	L, 28-30
at Michigan#	L, 29-31
Wisconsin	W, 26-17

**1927-28 (6-11, 3-9 Big Ten/T-7th)**

Knox	W, 30-21
Notre Dame	L, 20-23
12/19 Pittsburgh#	L, 40-44
12/31 at Marquette	W, 31-17
at Minnesota	L, 32-33
Northwestern	L, 32-37
Illinois	W, 36-30
Purdue	L, 28-46
1/30 Creighton	W, 30-26
Minnesota	W, 30-27
at Indiana	L, 33-50
at Northwestern	L, 28-49
Wisconsin	L, 21-31
at Illinois	W, 41-27
Indiana	L, 39-49
at Wisconsin	L, 17-20
at Purdue	L, 20-44

**1928-29 (9-8, 5-7 Big Ten/7th)**

South Dakota	W, 37-17
Washington (MO)	W, 22-18
at Marquette	W, 38-15
at Pittsburgh	L, 39-45
1/26 Creighton	W, 28-26
Ohio State	W, 34-26
Michigan	L, 25-36
Minnesota	W, 36-23
at Northwestern	L, 27-28
at Chicago	W, 23-21
Indiana	W, 29-27
Chicago	W, 31-20
at Minnesota	L, 22-37
at Michigan	L, 18-25
at Ohio State	L, 23-42
Northwestern	L, 33-38
at Indiana	L, 30-35

**Coach Rollie Williams**

**1929-30 (4-13)**

12/9 Duquesne	W, 35-26
12/16 Pittsburgh	L, 21-29
12/21 at Marquette	L, 19-29
12/23 at Notre Dame	L, 19-32
1/7 South Dakota State	L, 20-30
1/11 Missouri	L, 24-25
1/18 Bradley	L, 28-35
1/24 at Drake	W, 25-18
1/25 at Nebraska	L, 26-41
1/30 Oklahoma State	W, 26-21
2/8 Creighton	W, 33-28
2/15 at Concordia (MO)	L, 32-41
2/17 at Saint Louis	L, 25-32
2/22 Drake	L, 25-26
2/25 St. Louis	L, 24-31
3/4 Marquette	L, 21-39
3/10 at Monmouth	L, 23-29

**1930-31 (5-12, 2-10 Big Ten/10th)**

12/8 Saint Louis	L, 14-26
12/15 Bradley	L, 16-17
12/23 at Creighton	W, 28-22
1/5 at Drake	W, 21-20
1/10 Minnesota	L, 22-26
1/12 Purdue	W, 25-23
1/17 at Wisconsin	L, 13-24
1/19 Indiana	L, 20-28
2/2 at Minnesota	L, 14-36
2/9 at Indiana	L, 18-31
2/14 Illinois	L, 23-26
2/16 Wisconsin	W, 19-17
2/21 Northwestern	L, 30-40
2/28 at Illinois	L, 13-31
3/2 at Northwestern	L, 16-41
3/7 at Purdue	L, 19-39
3/14 Notre Dame	W, 23-17

**1931-32 (5-12, 3-9 Big Ten/9th)**

12/5 Bradley	L, 19-24
12/12 Carleton	L, 26-35
12/19 Nebraska	W, 34-29
1/4 at Drake	W, 24-18
1/9 at Ohio State	L, 17-20
1/11 Northwestern	L, 26-32
1/16 Ohio State	L, 23-40
1/18 at Indiana	L, 27-35
2/1 at Notre Dame	L, 18-33
2/6 Chicago	W, 43-25
2/8 at Minnesota	L, 22-24
2/13 at Northwestern	W, 30-25
2/15 at Michigan	L, 22-40
2/20 Indiana	L, 33-34
2/27 Michigan	L, 27-35
2/29 at Chicago	W, 46-28
3/5 Minnesota#	L, 22-24

**1932-33 (15-5, 8-4 Big Ten/T-3rd)**

<b>Pos</b>	<b>Starters</b>	<b>Pts</b>
F	Howard Moffitt	89
F	Gueldner Krumbholz	118
C	Howard Bastian	154
G	Ben Selzer	80
G	John Grim	69
<b>Reserves</b>		
F	Jack Kotlow	35
F	John Barko	39
12/3 Bradley	W, 42-29	
12/9 Monmouth	W, 28-22	
12/12 at Drake	W, 52-11	
12/17 Carleton	W, 34-19	
1/3 North Dakota State	L, 17-21	
1/7 Michigan	L, 25-33	
1/9 at Wisconsin	L, 19-21	
1/14 at Purdue	W, 35-33	
1/16 at Chicago	W, 36-32	
1/30 at St. Ambrose	W, 44-24	
2/3 Creighton	W, 37-30	
2/6 Chicago	W, 42-12	
2/11 Purdue	W, 34-30	
2/13 Wisconsin	W, 31-25	
2/18 at Michigan	W, 36-35	
2/20 at Ohio State	L, 23-38	
2/25 Ohio State	W, 37-29	
2/27 Illinois	W, 30-27	
3/4 at Illinois	L, 16-44	
3/6 at Saint Louis	W, 52-20	

**1933-34 (13-6, 6-6 Big Ten/T-5th)**

<b>Pos</b>	<b>Starters</b>	<b>Pts</b>
F	John Barko	138
F	Howard Moffitt	135
C	Howard Bastian	133
G	Ben Selzer	96
G	John Grim	65
<b>Reserves</b>		
C/F	Ivan Blackmer	58
G	Albert Bobby	14
G/F	Fred Schwartz	13
12/2 Millikin	W, 47-27	
12/11 Iowa State	W, 30-12	
12/16 Carleton	W, 44-24	
1/2 South Dakota	W, 42-32	
1/6 Northwestern	W, 41-28	
1/8 Wisconsin	W, 32-26	
1/13 at Minnesota	L, 38-39	
1/15 Illinois	W, 36-14	
1/27 at St. Ambrose	W, 39-18	
1/30 at Drake	W, 39-18	
2/3 Bradley	W, 43-25	
2/5 at Indiana	L, 25-34	
2/10 at Purdue	W, 38-36	
2/12 at Northwestern	L, 29-35	
2/17 Purdue	L, 33-45	
2/19 Indiana	W, 29-26	
2/24 Minnesota	W, 33-30	
2/26 at Illinois	L, 31-35	
3/3 at Wisconsin	L, 32-35	

**1934-35 (10-9, 6-6 Big Ten/6th)**

<b>Pos</b>	<b>Starters</b>	<b>Pts</b>
F	John Berko	160
F	Sid Rosenthal	110
C	Ivan Blackmer	142
G	John Grim	92
G	Albert Bobby	73
<b>Reserves</b>		
F	Fred Schwartz	22
F	Glen Tangeman	20
F	Richard Moran	7
12/1 Hamline	W, 38-26	
12/10 Carleton	W, 36-23	
12/15 Pittsburgh	L, 26-38	
12/20 at Nebraska	W, 31-24	
12/29 Stanford	W, 38-28	
1/1 at Iowa State	L, 33-41	
1/3 at Drake	L, 25-45	
1/5 Ohio State	W, 32-21	
1/7 Chicago	W, 39-29	
1/12 at Northwestern	W, 38-35	
1/14 at Minnesota#	W, 39-33	
1/19 Indiana	L, 35-40	
2/2 Minnesota	L, 35-36	
2/9 at Ohio State	L, 24-42	
2/11 at Indiana	L, 30-34	
2/16 Michigan	L, 27-29	
2/23 at Chicago	L, 40-41	
2/25 at Michigan	W, 37-25	
3/4 Northwestern	W, 35-33	





# IOWA BASKETBALL

2018 MEDIA GUIDE

### 1935-36 (9-10, 5-7 Big Ten/T-6th)

Pos	Starters	Pts
F	Sid Rosenthal (Sr.)	162
F	John Barko (Sr.)	72
C	Jack Drees (So.)	49
G	Joe Van Ysseldyk (So.)	76
G	Kenneth Suesens (So.)	46
Reserves		
G	Wally Gaddis (Jr.)	44
F	Fred Schwartz (Sr.)	38
C	Matt Walsh (Jr.)	36

11/30	Millikin	L, 29-33
12/10	Carleton	W, 52-27
12/14	Pittsburgh	L, 22-32
12/19	at Loyola (IL)	W, 33-26
12/21	at Western Michigan	L, 35-48
12/30	at Marquette	W, 31-27
1/4	Drake	W, 35-22
1/11	Illinois	W, 27-26
1/13	Ohio State	W, 25-23
1/18	at Wisconsin	L, 21-27
1/20	at Ohio State	L, 26-34
2/3	at Michigan#	L, 27-31
2/8	Purdue	L, 38-39
2/10	at Illinois	L, 14-36
2/15	Chicago	W, 33-20
2/17	Wisconsin	W, 32-25
2/22	Michigan	L, 25-31
2/29	at Purdue	L, 38-54
3/2	at Chicago	W, 47-39

### 1936-37 (11-9, 3-9 Big Ten/T-8th)

Pos	Starters	Ppg
F	Ben Stephens (So.)	8.4
F	Sam Johnson (Fr.)	5.7
C	Jack Drees (Jr.)	4.1
G	Joe Van Ysseldyk (Jr.)	4.6
G	Albert Bobby (Sr.)	2.9
Reserves		
F	Wally Gaddis (Sr.)	7.2
C	Matt Walsh (Sr.)	1.3
G	Ken Suesens (Jr.)	1.8

12/5	Bradley	W, 33-27
12/10	Carleton	W, 52-26
12/14	South Dakota	W, 44-23
12/16	Denver	W, 34-30
12/19	at Washington (MO)	W, 42-35
12/21	at Millikin	W, 37-30
1/2	at Marquette	W, 37-34
1/4	at Indiana	L, 24-28
1/9	at Northwestern	W, 33-26
1/11	Purdue	L, 31-35
1/16	at Illinois	L, 28-42
1/18	at Wisconsin	L, 23-29
2/3	North Dakota	W, 35-30
2/6	Indiana	L, 34-38
2/8	Northwestern	W, 39-29
2/13	at Purdue	L, 29-54
2/15	Minnesota	L, 37-43
2/20	Wisconsin	W, 43-35
2/22	at Minnesota	L, 25-44
2/27	Illinois	L, 29-40

### 1937-38 (11-9, 6-6 Big Ten/T-5th)

Pos	Starters	Ppg
F	Ben Stephens (Jr.)	10.9
F	Nile Kinnick (So.)	6.1
C	Jack Drees (Sr.)	4.8
G	Joe Van Ysseldyk (Sr.)	4.4
G	Ken Suesens (Sr.)	2.5
Reserves		
F	Sam Johnson (So.)	3.9
F	Thomas Lind (So.)	2.6
G	Fred Hohenhorst (So.)	1.2

12/9	Carleton	W, 44-20
12/13	Washington (MO)	W, 41-34
12/18	at Butler	W, 36-31
12/20	at Xavier	W, 33-28
12/21	at Toledo	L, 39-59

12/22	at Michigan State	L, 37-52
1/1	at Marquette	L, 23-36
1/8	Indiana	W, 48-39
1/10	Northwestern	L, 28-36
1/15	at Ohio State	L, 29-48
1/17	at Indiana	W, 36-32
1/31	South Dakota	W, 35-34
2/5	Ohio State	L, 43-51
2/7	at Minnesota	L, 26-28
2/12	at Chicago	W, 42-29
2/14	at Michigan	W, 38-30
2/19	Chicago	L, 35-38
2/21	at Northwestern	W, 26-25
2/26	Michigan	W, 37-25
2/28	Minnesota	L, 29-30

### 1938-39 (8-11, 3-9 Big Ten/10th)

Pos	Starters	Ppg
F	Ben Stephens (Sr.)	13.4
F	Angelo Anapol	4.9
C	Ken Bastian (Jr.)	3.6
G	Erwin Prasse (Jr.)	4.5
G	Thomas Lind (Jr.)	3.6
Reserves		
C	Charles Plett	3.2
F/G	Howard Irvine	2.3
C	Dick Evans (Jr.)	3.0

12/3	Carleton	L, 33-37
12/9	Monmouth	W, 37-34
12/12	Washington (MO)	W, 42-26
12/17	at Butler	L, 29-31
12/19	at DePaul	W, 34-29
12/31	Saint Louis	W, 47-37
1/7	at Wisconsin	L, 24-28
1/9	at Minnesota	L, 29-36
1/14	Purdue	W, 49-41
1/16	Chicago	W, 29-19
1/21	Michigan	L, 32-47
1/30	South Dakota	W, 35-30
2/4	at Northwestern	L, 25-27
2/6	at Illinois	L, 26-34
2/11	Indiana	L, 39-50
2/18	at Ohio State	L, 40-53
2/20	at Indiana	L, 40-45
2/27	Northwestern	W, 41-26
3/6	Minnesota	L, 43-54

### 1939-40 (9-12, 4-8 Big Ten/8th)

Pos	#	Starters	Ppg
F	26	Vic Siegel (So.)	9.0
F	17	Thomas Lind (Sr.)	6.5
C	12	Dick Evans (Sr.)	3.9
G	16	Erwin Prasse (Sr.)	3.6
G	24	Vincent Harsha (So.)	1.8
Reserves			
C	10	Ken Bastian (Sr.)	2.7
G	22	Rudy Soderquist (So.)	1.6
G	4	Paul Siglin (So.)	1.9
F	23	Richard Hein (So.)	2.1

12/2	at Carleton	W, 24-21
12/8	Millikin	W, 43-26
12/11	Denver	W, 44-32
12/16	at Wayne	L, 30-34
12/18	at Butler	L, 25-32
12/30	at Marquette#	L, 43-49
1/1	at Toledo	L, 30-54
1/6	Minnesota	L, 34-42
1/8	at Indiana	L, 30-45
1/13	at Michigan	L, 38-47
1/15	at Chicago	W, 41-27
1/29	South Dakota State	W, 24-23
2/5	DePaul	W, 35-25
2/10	Wisconsin	W, 37-35
2/12	Ohio State	W, 43-33
2/17	at Minnesota	L, 29-34
2/19	Indiana	L, 42-46
2/24	at Northwestern	L, 29-39
2/26	at Purdue	L, 29-50
3/2	Illinois	W, 62-47
3/4	Northwestern	L, 34-43

### 1940-41 (12-8, 4-8 Big Ten/8th)

Pos	Starters	Ppg
F	Vic Siegel (Jr.)	9.7
F	Tom Chapman (So.)	6.3
C	Milton Kuhl (Jr.)	9.2
G	Rudy Soderquist (Jr.)	5.6
G	Bill Wheeler (Jr.)	2.7
Reserves		
F	Ben Trickey (So.)	3.1
G	Paul Siglin (Jr.)	2.3
F	Wendell Hill (Jr.)	2.2
F	Richard Hein (Jr.)	1.4

12/7	Monmouth	W, 75-35
12/13	Wabash	W, 42-22
12/16	Indiana State	W, 39-37
12/21	at Detroit	W, 37-35
12/23	at Michigan State	W, 40-34
1/3	DePaul	W, 45-35
1/6	at North Dakota	W, 43-23
1/11	at Wisconsin	L, 35-49
1/13	at Minnesota	W, 41-34
1/20	Northwestern	W, 52-41
2/1	Millikin	W, 46-27
2/3	Chicago	W, 58-36
2/8	at Ohio State	L, 44-49
2/10	at Indiana	L, 40-50
2/15	Michigan	L, 29-40
2/17	at Illinois	L, 53-56
2/22	Indiana	L, 36-47
2/24	Purdue##	L, 49-52
3/1	at Northwestern	L, 36-45
3/3	Minnesota	W, 46-39

### 1941-42 (12-8, 10-5 Big Ten/T-2nd)

Pos	#	Starters	Ppg
F	16	Tom Chapman (Jr.)	12.3
F	7	Wendell Hill (Sr.)	3.9
C	11	Milton Kuhl (Sr.)	8.1
G	22	Rudy Soderquist (Sr.)	6.0
G	26	Vic Siegel (Sr.)	7.6
Reserves			
F	27	Ben Trickey (Jr.)	6.2
F	23	Richard Hein (Sr.)	1.2
G	24	Vincent Harsha (Sr.)	1.3
C	15	Bruce Fountain (Sr.)	0.8

12/13	Washington (MO)	W, 52-31
12/20	at Butler	L, 35-41
12/22	at Western Michigan	W, 49-48
12/30	Nebraska	L, 34-41
1/3	at Michigan	W, 40-34
1/5	at Chicago	W, 53-39
1/10	Wisconsin	W, 49-45
1/12	Minnesota	L, 39-41
1/17	at Ohio State	L, 52-54
1/19	at Illinois	L, 35-42
1/29	Kansas	L, 51-53
2/2	Chicago	W, 64-40
2/7	at Purdue	L, 44-45
2/9	Ohio State	W, 52-44
2/14	at Northwestern	W, 46-44
2/21	Michigan	W, 59-38
2/23	Indiana	W, 55-52
2/28	Purdue	W, 42-36
3/2	Illinois	W, 46-32
3/7	at Wisconsin	L, 45-62



**Coach Pops Harrison**

**1942-43 (7-10, 3-9 Big Ten/9th)**

Pos	Starters	Ppg
F	Ben Trickey (Sr.)	13.5
F	Tom Chapman (Sr.)	16.8
C	James O'Brien (Sr.)	7.1
G	Robert Lundstedt (So.)	4.8
G	Theron Thomsen (So.)	5.5
G	Gene Nesmith (So.)	3.1
<b>Reserves</b>		
F/G	Sam Vacanti (So.)	2.8
G	James Humphrey (So.)	0.4

12/10	South Dakota State	W, 52-46
12/14	Carleton	W, 46-43
12/19	at Nebraska	L, 43-52
1/2	Ripon	W, 69-38
1/9	Minnesota	L, 45-46
1/11	Minnesota	W, 48-41
1/16	at Illinois	L, 41-61
1/18	at Illinois	L, 34-66
1/23	Indiana	L, 55-71
1/25	Indiana	L, 43-64
2/6	Knox	W, 62-45
2/13	at Northwestern	L, 33-52
2/15	at Northwestern	L, 50-52
2/20	at Purdue	L, 35-49
2/22	at Chicago	W, 62-34
2/27	Ohio State	W, 43-41
3/1	Ohio State	L, 46-53

**1943-44 (14-4, 9-3 Big Ten/T-2nd)**

Pos	Starters	Ppg
F	Dick Ives (Fr.)	18.1
F	David Danner (Fr.)	14.4
C	Lloyd Herwig (Sr.)	5.9
G	Ned Postels (So.)	5.6
G	Jack Spencer (Fr.)	3.4
<b>Reserves</b>		
G	Jimmie Grafton (Fr.)	3.1
G	Donald Walter (Fr.)	1.8
G	Glen Kremer (Fr.)	1.0

12/10	Nebraska	W, 50-33
12/15	Western Illinois	W, 82-34
12/18	Monmouth	W, 54-29
1/1	Denver	W, 63-20
1/7	at Minnesota	W, 37-34
1/8	at Minnesota	W, 37-29
1/15	Augustana	W, 56-30
1/21	Illinois	W, 56-51
1/22	Illinois	W, 53-44
1/28	at Indiana	W, 43-42
1/29	at Indiana	W, 52-40
2/5	Chicago	W, 103-31
2/11	at Ohio State	L, 49-63
2/12	at Ohio State	L, 42-56
2/18	Purdue	W, 46-43
2/26	at Notre Dame	L, 42-66
3/3	Northwestern	W, 45-39
3/4	Northwestern	L, 41-42

**1944-45 (17-1, 11-1 Big Ten/1st)**

Pos	#	Starters	Ppg
F	4	Ned Postels (Jr.)	6.2
F	7	Dick Ives (So.)	12.0
C	11	Clayton Wilkinson (So.)	11.5
G	28	Herbert Wilkinson (So.)	9.6
G	20	Jack Spencer (So.)	6.1
<b>Reserves</b>			
F	3	Murray Wier (Fr.)	7.8
C	27	Dick Culberson (Jr.)	2.3
G	4	Bob Schulz (Fr.)	1.6

12/9	Western Illinois	W, 101-23
12/11	South Dakota State	W, 87-37
12/16	at Nebraska	W, 61-45
12/19	Denver	W, 60-41
12/23	Notre Dame	W, 63-46
12/30	Michigan State	W, 66-29
1/6	Minnesota	W, 41-34
1/13	Purdue	W, 61-34
1/19	at Michigan	W, 29-27
1/22	Indiana	W, 56-51
1/26	at Illinois	L, 42-43
2/3	Michigan	W, 50-37
2/10	at Indiana	W, 45-40
2/12	at Purdue	W, 48-43
2/19	Wisconsin	W, 54-53
2/24	at Wisconsin	W, 68-38
2/26	at Minnesota	W, 55-48
3/3	Illinois	W, 43-37

**1945-46 (14-4, 8-4 Big Ten/T-3rd)**

Pos	#	Starters	Ppg
F	3	Murray Wier (So.)	8.4
F	7	Dick Ives (Jr.)	10.3
C	11	Clayton Wilkinson (Jr.)	6.1
G	12	Ned Postels (Sr.)	4.2
G	28	Herbert Wilkinson (Jr.)	8.3
<b>Reserves</b>			
C	15	Noble Jorgensen (Jr.)	6.2
F	4	Dave Danner (Jr.)	6.5
G	5	Tony Guzowski (Fr.)	2.2

12/1	Augustana	W, 87-25
12/3	South Dakota	W, 91-26
12/8	Denver	W, 67-40
12/11	South Dakota State	W, 71-33
12/17	Nebraska	W, 61-35
12/22	Illinois	W, 41-39
1/1	Saint Louis	W, 51-40
1/7	Wisconsin	W, 57-50
1/12	at Indiana	L, 39-45
1/19	at Purdue	W, 49-43
1/21	at Chicago	W, 58-32
1/28	Minnesota#	W, 63-61
2/2	Chicago	W, 68-36
2/9	Purdue	W, 43-41
2/16	at Wisconsin	W, 44-39
2/23	at Illinois	L, 51-57
2/25	Indiana	L, 46-49
3/2	at Minnesota	L, 47-58

**1946-47 (12-7, 5-7 Big Ten/T-6th)**

Pos	#	Starters	Ppg
F	3	Murray Wier (Jr.)	15.1
F	7	Dick Ives (Sr.)	6.2
C	15	Noble Jorgensen (Sr.)	9.4
G	28	Herbert Wilkinson (Sr.)	9.3
G	20	Jack Spencer (Jr.)	3.6
<b>Reserves</b>			
G/F	11	Clayton Wilkinson (Sr.)	5.3
G	19	Floyd Magnusson (So.)	3.3
F	10	Dave Danner (Sr.)	2.5

12/2	South Dakota State	W, 73-32
12/7	Kansas State	W, 54-41
12/12	Detroit	W, 67-51
12/16	South Dakota	W, 53-25
12/19	St. Mary's (CA)	W, 44-41
12/23	Montana State	W, 76-49
12/31	TCU	W, 61-37
1/4	Wisconsin	L, 62-63
1/11	Ohio State	W, 61-35

1/13	Minnesota	W, 77-64
1/18	at Indiana	L, 48-50
1/20	at Purdue	L, 46-52
1/25	at Northwestern	L, 40-59
2/3	at Wisconsin	L, 53-60
2/8	at Illinois	L, 36-45
2/15	Michigan	W, 55-46
2/17	at Minnesota	L, 55-59
2/22	Indiana	W, 68-46
3/1	Purdue	W, 51-48

**1947-48 (15-4, 8-4 Big Ten/2nd)**

Pos	#	Starters	Ppg
F	17	Murray Wier (Sr.)	21.0
F	5	Floyd Magnusson (Jr.)	3.9
C	22	Leonard Metcalfe (Sr.)	10.6
G	7	Jack Spencer (Sr.)	4.3
G	23	Bob Schulz (So.)	4.7
<b>Reserves</b>			
F	26	Bob Vollers (So.)	4.1
C	11	Roger Finley (So.)	2.6
F	4	Charlie Mason (Jr.)	3.4

12/1	Carleton	W, 82-43
12/6	South Dakota	W, 66-30
12/13	North Dakota	W, 58-47
12/20	at Washington (MO)	W, 44-41
12/31	Harvard	W, 61-41
1/3	Princeton	W, 52-40
1/5	at Ohio State	W, 49-41
1/10	Purdue	W, 60-49
1/12	at Wisconsin	L, 51-60
1/17	Indiana	W, 61-52
1/19	at Minnesota	L, 56-72
1/31	Regis	W, 76-48
2/2	Northwestern#	W, 57-54
2/7	at Purdue	W, 41-33
2/9	Illinois	W, 70-61
2/14	at Indiana	L, 47-49
2/21	Wisconsin	W, 62-40
2/28	Minnesota	W, 54-50
3/1	at Michigan	L, 35-51

**1948-49 (10-10, 3-9 Big Ten/8th)**

Pos	#	Starters	Ppg
F	4	Charlie Mason (Sr.)	7.8
F		Al Weiss (So.)	8.5
C		Franklin Calsbeek (So.)	6.0
G		Tony Guzowski (Sr.)	7.1
G		Bob Schulz (Jr.)	5.0
<b>Reserves</b>			
F/G		Stan Straatsma (Sr.)	3.9
C/F		Don Hays (Jr.)	3.9
F	26	Bob Vollers (Jr.)	4.1

Date	AP Rank Ul/Opp	Opponent	Result
12/1		Omaha	W, 64-44
12/4		Colorado College	W, 77-44
12/11		Creighton	W, 77-38
12/13		Ithaca	W, 78-26
12/18		at Michigan State	L, 43-49
12/22		Texas Christian#	W, 47-46
12/30		St. Mary's (CA)	W, 46-43
1/3		Western Reserve	W, 61-54
1/8		Purdue	L, 53-73
1/10		at Indiana	L, 39-50
1/15		Ohio State	W, 53-49
1/17		Minnesota	L, 45-61
1/22		at Northwestern	L, 44-65
2/7		at Purdue	L, 46-54
2/12	--/7	at Minnesota	L, 49-54
2/19		Wisconsin	W, 61-60
2/21	--/4	at Illinois	L, 49-80
2/26		Indiana	L, 60-76
2/28		at Wisconsin	L, 47-70
3/5		Michigan	W, 63-62



### Coaches Pops Harrison/Bucky O'Connor

#### 1949-50 (15-7, 6-6 Big Ten/5th)

Pos	#	Starters	Ppg
F		Bob Vollers (Sr.)	11.6
F		Franklin Calsbeek (Sr.)	15.1
C	27	Charles Darling (So.)	9.2
G	23	Bob Clifton (So.)	8.5
G		Bob Schulz (Sr.)	4.6
<b>Reserves</b>			
F	19	Everett Cochrane (So.)	6.7
F		Dick Riecks (Sr.)	4.0
G		Herald Greene (So.)	3.9

Date	AP Rank UI/Opp	Opponent	Result
12/1		Colorado College	W, 76-54
12/5		Michigan State	W, 73-53
12/10		at Lawrence Tech	L, 49-54
12/17		at Western Reserve	W, 97-57
12/19		at Notre Dame	W, 64-62
12/23		Carnegie Tech	W, 73-42
12/28		Oregon	W, 81-54
12/30		at Oregon#	W, 70-69
1/2		Utah State	W, 62-58
1/7		at Michigan	L, 46-66
1/14	--/4	Indiana	W, 65-54
1/16		at Purdue	L, 55-64
1/21		Northwestern	W, 61-56
1/23	--/13	at Ohio State	L, 54-68
2/4		Purdue	W, 66-60
2/11		Illinois	W, 70-65
2/13		Wisconsin#	L, 62-66
2/18		at Wisconsin	L, 44-53
2/20		at Minnesota	W, 64-62
2/25	--/17	at Indiana	W, 59-53
3/4		Creighton	W, 70-46
3/6		Minnesota	L, 49-64

### Coach Rollie Williams

#### 1950-51 (15-7, 9-5 Big Ten/3rd)

Pos	#	Starters	Ppg
F		Franklin Calsbeek (Sr.)	15.4
F	25	Herb Thompson (So.)	5.9
C	27	Charles Darling (Sr.)	16.3
G	23	Bob Clifton (Sr.)	9.0
G	19	Everett Cochrane (Sr.)	7.6
<b>Reserves</b>			
G		Herald Greene (Sr.)	4.6
G		Fred Ruck (Sr.)	3.6
F/G		Bob Diehl (So.)	2.2

Date	AP Rank UI/Opp	Opponent	Result
12/4		DePauw	W, 74-67
12/9		at Western Michigan	L, 49-58
12/11		at Butler	L, 51-54
12/18	--/14	Notre Dame	W, 63-60
12/23	--/9	UCLA	W, 80-63
12/28		at Loyola (IL)	W, 61-56
12/30		at Pittsburgh	W, 73-66
1/6		at Purdue	W, 73-63
1/8		Illinois	L, 69-72
1/13		at Northwestern	L, 70-73
1/15		Michigan State	W, 46-42
1/20	--/14	at Illinois	L, 53-69
1/22		at Minnesota	W, 69-47
2/2		Missouri	W, 63-53
2/5		Northwestern	W, 73-55
2/10		Ohio State	W, 83-71
2/12	--/6	Indiana	L, 54-63
2/17		at Wisconsin	W, 73-60
2/24		Michigan	W, 70-48
2/26	--/7	at Indiana	L, 53-63
3/3		at Michigan State	W, 65-52
3/5		at Michigan	W, 65-55

### Coach Bucky O'Connor

#### 1951-52 (19-3, 11-3 Big Ten/2nd)

Pos	#	Starters	Ppg
F	7	McKinley Davis (Fr.)	8.0
F	25	Herb Thompson (Sr.)	8.5
C	27	Chuck Darling (Sr.)	25.5
G	23	Bob Clifton (Sr.)	11.8
G	16	Herald Greene (Sr.)	5.5
<b>Reserves</b>			
F	19	Everett Cochrane (Sr.)	6.4
F	32	Chuck Jarnagin (So.)	2.1
G	35	Ken Buckles (So.)	1.8

Date	AP Rank UI/Opp	Opponent	Result
12/1		Western Michigan	W, 72-68
12/8		DePauw	W, 69-53
12/15		at Missouri	W, 48-43
12/17		at Washington (MO)	W, 60-53
12/20		Oklahoma	W, 59-46
12/27		at California	W, 69-64
12/28		at Oregon	W, 86-72
1/5	12/20	at Michigan State	W, 61-60
1/7	10/--	at Michigan	W, 54-46
1/12	10/4	Indiana	W, 78-59
1/14	4/--	Northwestern	W, 78-64
1/19	4/--	Minnesota	W, 76-59
1/21	4/20	at Indiana	L, 69-82
2/4	8/--	Butler	W, 58-57
2/9	9/3	Illinois	W, 73-68
2/11	5/--	Michigan	W, 82-59
2/16	5/--	at Purdue	W, 90-67
2/18	4/--	at Ohio State	W, 75-62
2/23	4/5	at Illinois	L, 62-78
2/25	7/--	Michigan State	W, 64-52
3/1	7/--	at Northwestern	W, 77-68
3/3	7/--	Wisconsin	L, 75-78

#### 1952-53 (12-10, 9-9 Big Ten/6th)

Pos	#	Starters	Ppg
F	16	McKinley Davis (So.)	14.9
F	25	Herb Thompson (Sr.)	13.5
C	20	Bob Miller (So.)	8.2
G	32	Chuck Jarnagin (Sr.)	10.1
G	35	Ken Buckles (Sr.)	10.5
<b>Reserves</b>			
C	19	Gene Hettrick (Sr.)	6.6
G	18	Bob Mau (Sr.)	4.3
F	36	Jerry Ridley (So.)	2.1

Date	AP Rank UI/Opp	Opponent	Result
12/1		Butler	W, 62-52
12/6		at Oklahoma	L, 62-63
12/13		Michigan	W, 85-77
12/15		at Wisconsin	L, 70-75
12/22	--/15	Indiana	L, 72-91
12/26		at Oregon	W, 86-57
12/27		California	W, 69-60
12/29		Wisconsin	W, 83-66
1/10		at Michigan State	L, 61-68
1/12		at Michigan	L, 61-66
1/17		at Minnesota	L, 58-65
1/19		Northwestern	W, 69-68
1/24		at Purdue	L, 58-69
2/9		at Michigan State	L, 48-60
2/14	--/5	at Illinois	L, 63-80
2/16		at Ohio State	W, 71-68
2/21	--/5	Illinois	W, 67-62
2/23		Ohio State	W, 90-75
2/28		at Northwestern	W, 93-78
3/2		Minnesota#	W, 81-79
3/7		Purdue	W, 65-56
3/9	--/1	at Indiana	L, 61-68

#### 1953-54 (17-5, 11-3 Big Ten/2nd)

Pos	#	Starters	Ppg
F	21	Carl Cain (So.)	12.9
F	16	McKinley Davis (Sr.)	8.5
C	31	Bill Logan (So.)	14.3
G	22	Bill Seaberg (So.)	8.2
G	46	Sharm Scheuerman (So.)	6.8
<b>Reserves</b>			
C/F	33	Bill Schoof (So.)	6.7
F/G	23	Roy Johnson (So.)	5.7
G	32	Chuck Jarnagin (Sr.)	5.1

Date	AP Rank UI/Opp	Opponent	Result
12/5		Washington (MO)	W, 51-45
12/12		at Nebraska	L, 70-81
12/15		Colorado State	W, 72-55
12/18		USC	W, 66-57
12/21		Colorado	W, 78-72
12/30	--/14	at UCLA	W, 65-50
12/31		at USC	L, 60-70
1/4		Michigan State	W, 73-63
1/9		Wisconsin	W, 71-54
1/11		Michigan	W, 93-78
1/16	--/10	Minnesota	L, 55-59
1/18	--/20	at Illinois	W, 79-70
1/23		at Purdue	W, 70-62
1/25		Northwestern	W, 65-52
2/6		Missouri	W, 73-53
2/8		at Michigan	W, 86-68
2/13	--/12	at Minnesota#	W, 86-82
2/15	10/--	at Ohio State	L, 69-77
2/20	10/--	Illinois	L, 51-74
2/22	20/3	at Indiana	W, 82-64
2/27	20/--	at Michigan State	W, 60-48
3/1	16/--	Ohio State	W, 84-71

#### 1954-55 (19-7, 11-3 Big Ten/1st)

Pos	#	Starters	Ppg
F	21	Carl Cain (Sr.)	13.4
F	16	McKinley Davis (Sr.)	10.9
C	31	Bill Logan (Sr.)	15.3
G	22	Bill Seaberg (Sr.)	13.4
G	46	Sharm Scheuerman (Sr.)	8.2
<b>Reserves</b>			
F	33	Bill Schoof (Sr.)	6.2
F/C	35	Bob George (Sr.)	4.0
G	23	Roy Johnson (Sr.)	3.3

Date	AP Rank UI/Opp	Opponent	Result
12/1		Washington (MO)	W, 80-61
12/4		at Loyola (IL)	W, 89-79
12/6	4/--	at Nebraska	W, 84-61
12/11	4/--	at Missouri	L, 94-97
12/13	13/--	St. Mary's (CA)	W, 68-49
12/17	13/--	at Pennsylvania	L, 75-87
12/18	18/--	at Princeton	W, 71-52
12/30	19/--	Stanford	W, 73-46
1/3	14/--	at Wisconsin	W, 86-69
1/8	14/13	Minnesota	L, 80-81
1/10	19/--	Michigan State	W, 94-81
1/17	19/7	Illinois	W, 92-80
1/22	19/--	at Northwestern	L, 73-93
1/24	19/--	at Ohio State	W, 79-66
2/5		Purdue	W, 76-67
2/12	15/--	Indiana	W, 90-75
2/14	15/--	Ohio State	W, 79-68
2/19	15/--	at Michigan State	W, 78-69
2/21	16/13	at Illinois	W, 89-70
2/26	16/--	Michigan	W, 96-84
2/28	12/6	at Minnesota	W, 72-70
3/7	12/--	at Michigan	L, 58-74

#### NCAA Tourney (Mideast)

3/11	12/--	vs. Penn State	W, 82-53
3/12	12/4	vs. Marquette	W, 86-81
3/18	12/3	vs. La Salle	L, 73-76
3/19	12/--	vs. Colorado	L, 54-75



1955-56 (20-6, 13-1 Big Ten/1st)

Pos	#	Starters	Ppg
F	21	Carl Cain (Sr.)	15.8
F	33	Bill Schoof (Sr.)	10.8
C	31	Bill Logan (Sr.)	17.7
G	22	Bill Seaberg (Sr.)	13.9
G	46	Sharm Scheuerman (Sr.)	10.1
Reserves			
F/C	35	Bob George (Sr.)	3.8
G	24	Augie Martel (Jr.)	2.2
F	42	Tom Payne (So.)	3.0

Date	AP Rank UI/Opp	Opponent	Result
12/3		Nebraska	W, 60-51
12/9	4/--	SMU	W, 80-62
12/12	4/--	at Colorado	L, 57-60
12/17	4/--	Loyola Marymount	W, 84-61
12/27	6/--	at Washington	L, 71-76
12/29	6/--	at Stanford	L, 52-54
12/30	6/--	at California	L, 45-70
1/7	--/20	Michigan State	L, 64-65
1/9	--/7	at Ohio State	W, 88-73
1/14		Minnesota	W, 84-62
1/21	20/--	at Michigan	W, 78-67
1/23	13/--	at Purdue	W, 67-63
2/4	19/--	Wichita State	W, 98-86
2/6	17/--	at Wisconsin	W, 78-74
2/11	17/--	at Northwestern	W, 70-65
2/13	15/--	Purdue	W, 88-75
2/18	15/--	Wisconsin	W, 80-66
2/20	13/--	at Indiana	W, 87-83
2/25	13/--	at Minnesota#	W, 83-73
2/27	10/--	Northwestern	W, 86-68
3/3	10/2	Illinois	W, 96-72
3/5	5/--	Indiana	W, 84-73

NCAA Tourney (Mideast)

3/16	5/--	Morehead State	W, 97-83
3/17	5/9	Kentucky	W, 89-77
3/22	5/13	vs. Temple	W, 83-76
3/23	5/1	vs. San Francisco	L, 71-83

1956-57 (8-14, 4-10 Big Ten/8th)

Pos	#	Starters	Ppg
F	57	Dave Gunther (So.)	12.3
F	41	George Seaberg (So.)	5.3
C	26	Peer Heeg (So.)	5.3
G	32	Clarence Wordlaw (So.)	11.6
G	36	Jim McConnell (Jr.)	9.0
Reserves			
G	24	Augie Martel (Sr.)	9.5
C/F	42	Tom Payne (Jr.)	12.3
C	20	Americus John-Lewis (So.)	5.3

Date	AP Rank UI/Opp	Opponent	Result
12/3		at Nebraska	L, 43-67
12/8		Denver	W, 58-57
12/17		Loyola (LA)	W, 80-65
12/22	--/14	Kansas State	W, 85-83

Dixie Classic

12/27		vs. NC State (n)	L, 70-84
12/28		vs. DePaul (n) #	L, 72-73
12/29	--/4	vs. West Virginia (n)	W, 79-76

1/5		Ohio State	L, 60-72
1/7	--/5	at Illinois	L, 70-81
1/12	--/19	Minnesota	W, 89-66
1/19		at Wisconsin	W, 70-47
1/21		at Northwestern	L, 63-70
2/2		Indiana	L, 66-82
2/4		at Washington (MO)	L, 54-62
2/9	--/17	Purdue	W, 74-67
2/16		at Michigan State	L, 67-77
2/18	--/11	at Indiana	L, 76-90
2/23		Northwestern	W, 74-66
2/25		at Minnesota	L, 81-102
3/2		Michigan	L, 79-83
3/4		at Purdue	L, 63-72
3/9		Wisconsin	L, 59-60

1957-58 (13-9, 7-7 Big Ten/6th)

Pos	#	Starters	Ppg
F	25	Dave Gunther (Jr.)	19.8
F	45	Nolden Gentry (So.)	9.5
C	3	Frank Mundt (So.)	4.4
G	32	Clarence Wordlaw (Jr.)	12.5
G	30	Bob Washington (So.)	6.5
Reserves			
C	43	Larry Swift (So.)	11.8
G	44	Earl Nau (So.)	5.6
G	4	Mike Heitman (So.)	4.8

Date	AP Rank UI/Opp	Opponent	Result
12/3		SMU	W, 66-60
12/7		Arizona	W, 80-63
12/14	--/5	at Kansas State	L, 69-86
12/16		at Wichita State	W, 78-81
12/21	--/17	Oregon State#	L, 77-67

Queen City Tournament

12/28		vs. Cornell - NY (n)	W, 73-68
12/30		vs. Syracuse (n)	W, 58-52

1/4		Michigan	L, 65-73
1/6	--/17	at Illinois	W, 70-68
1/13		Northwestern#	L, 80-82
1/18		Indiana	W, 79-75
1/20		at Ohio State	L, 64-70
1/25		at Minnesota	W, 73-71
2/1		Ohio State	W, 66-64
2/8		Miami (OH)	W, 82-77
2/10	--/19	at Michigan State	L, 84-90
2/17		Wisconsin	W, 74-61
2/22		Illinois	W, 83-79
2/24		at Northwestern	W, 86-78
3/1	--/15	Michigan State	L, 65-83
3/3		at Purdue	L, 59-65
3/8		at Michigan	L, 92-95

**Coch Sharm Scheuerman**

1958-59 (10-12, 7-7 Big Ten/T-5th)

Pos	#	Starters	Ppg
F	25	Dave Gunther (Sr.)	21.9
F	32	Clarence Wordlaw (Sr.)	14.5
C	45	Nolden Gentry (Jr.)	11.8
G	4	Mike Heitman (Jr.)	7.5
G	30	Bob Washington (Jr.)	5.9
Reserves			
G	53	Ron Zagar (So.)	6.2
C	3	Frank Mundt (Jr.)	3.5
G	34	Bob Carpenter (So.)	3.1

Date	AP Rank UI/Opp	Opponent	Result
12/1		Colorado	W, 67-46
12/6		at SMU	L, 55-65
12/8		at Oklahoma	L, 57-80
12/13		Texas Tech	W, 75-73
12/19	--/15	at California	L, 52-71
12/20		Washington	L, 68-81

Far West Classic

12/27		vs. Wyoming (n)	W, 82-74
12/29		vs. Oregon State (n)	L, 71-72

1/3	--/6	at Northwestern	L, 77-80
1/5	--/5	Michigan State	W, 80-68
1/12		at Illinois	L, 97-103
1/17	--/19	at Indiana	W, 88-78
1/24	--/18	Northwestern	L, 96-99
1/26		at Ohio State	L, 72-86
1/31		Michigan	W, 78-74
2/7		Minnesota	W, 69-65
2/14		at Wisconsin	W, 94-84
2/16		at Michigan	L, 86-90
2/21		Ohio State	W, 91-79
2/23		Purdue	W, 66-62
2/28		Illinois	L, 70-72
3/7	--/6	at Michigan State	L, 74-84

1959-60 (14-10, 6-8 Big Ten/T-6th)

Pos	#	Starters	Ppg
F	45	Nolden Gentry (Sr.)	9.7
F	50	Pete Schebler (Sr.)	6.6
C	15	Don Nelson (So.)	15.8
G	4	Mike Heitman (Sr.)	10.3
G	53	Ron Zagar (Jr.)	10.2
Reserves			
F	52	Dennis Runge (Jr.)	2.8
F		Mike Woods (So.)	5.2
G	5	Dave Maher (So.)	4.6

Date	AP Rank UI/Opp	Opponent	Result
12/1		at Evansville	W, 86-84
12/5		SMU	W, 89-58
12/7		North Dakota	W, 79-43
12/12		at Texas Tech	W, 76-66
12/14		at Colorado	L, 68-76
12/19	19/--	Oklahoma	W, 62-49
12/22	19/--	Loyola (LA)	W, 68-60

Holiday Festival

12/26	19/--	vs. St. John's (n)	W, 91-84
12/28	14/12	at NYU	W, 80-75
12/30	14/1	vs. Cincinnati (n)	L, 83-96

1/2	14/--	at Minnesota	L, 61-70
1/4		at Wisconsin	W, 71-64
1/9		Northwestern	W, 73-59
1/11		Michigan State	W, 92-79
1/16		Purdue	W, 63-54
1/23	15/--	at Michigan State	W, 92-79
1/25		Minnesota	L, 72-87
2/8		at Indiana	L, 74-87
2/13	--/4	at Ohio State	L, 47-75
2/15		Wisconsin	L, 58-63
2/20		Indiana	L, 64-79
2/22		at Purdue	W, 78-68
2/27		at Illinois	L, 70-85
3/5		at Michigan	W, 68-53

1960-61 (18-6, 10-4 Big Ten/T-2nd)

Pos	#	Starters	Ppg
F	52	Dennis Runge (Sr.)	5.0
F	11	Matt Szykowny (So.)	9.9
C	15	Don Nelson (Jr.)	23.7
G	42	Joel Novak (Jr.)	2.4
G	44	Joe Reddington (So.)	4.6
Reserves			
F	45	Dick Shaw (So.)	2.6
F	43	Gary Lorenz (Jr.)	1.3
G	30	Tom Purcell (So.)	0.4

Date	AP Rank UI/Opp	Opponent	Result
12/1		South Dakota State	W, 77-75
12/3		at Evansville	W, 83-71
12/10		Saint Louis	L, 55-61
12/12		Creighton	W, 89-71
12/17		Wyoming	W, 78-67
12/19		Arizona	W, 105-64

Los Angeles Classic

12/28		vs. California (n) #####	W, 83-80
12/29		at USC	W, 70-62
12/30	--/16	at UCLA	W, 71-65

1/7	7/--	Minnesota	W, 71-46
1/9	6/--	at Wisconsin	W, 76-68
1/14	6/--	Michigan State	W, 86-72
1/16	4/--	Illinois	W, 78-71
1/21	4/--	at Purdue	L, 41-47
2/4	6/--	at Cincinnati	L, 60-77
2/11	9/--	at Indiana	W, 74-67
2/13	9/--	Wisconsin	W, 63-61
2/18	9/1	Ohio State	L, 61-62
2/20	5/--	at Michigan	W, 50-46
2/25	5/--	at Minnesota	W, 61-43
2/27	6/--	Purdue	W, 73-62
3/4	6/--	Indiana	L, 69-78
3/6	6/--	at Michigan State	L, 64-74
3/11	6/--	at Northwestern	W, 63-62



# IOWA BASKETBALL

2018 MEDIA GUIDE

## 1961-62 (13-11, 7-7 Big Ten/T-4th)

Pos	#	Starters	Ppg
F	5	Andy Hankins (So.)	10.3
F	20	Jerry Messick (So.)	6.1
C	15	Don Nelson (Sr.)	23.8
G	42	Joel Novak (Sr.)	4.4
G	44	Joe Reddington (Jr.)	8.6
Reserves			
F/G	11	Matt Szykowny (Jr.)	7.5
F/C	34	Doug Mehlhaus (So.)	5.1
F/G	23	Dave Roach (So.)	3.8

Date	AP Rank UI/Opp	Opponent	Result
12/2		at Evansville	L, 59-65
12/9		Miami (OH)	W, 75-55
12/11		South Dakota State	W, 69-52
12/16		at Saint Louis	L, 61-79
12/18		Los Angeles State	W, 82-72
12/21		Nevada	W, 88-46

## Quaker City Tournament

12/26		vs. Penn State (n)	W, 67-48
12/28		at Pennsylvania	W, 72-64
12/30		vs. Villanova (n)	L, 56-69

1/6		at Wisconsin	L, 79-91
1/8		Northwestern	W, 74-69
1/13		Minnesota	W, 65-63
1/15		at Michigan	L, 55-56
1/20		at Northwestern	W, 72-60
2/3		Creighton	L, 67-68
2/5	--/1	at Ohio State	L, 63-89
2/10		Illinois	L, 81-91
2/12		at Purdue	L, 75-82
2/17		at Indiana	L, 69-72
2/19		Michigan State	W, 59-51
2/24		Michigan	W, 68-63
2/26	--/1	Ohio State	L, 62-72
3/3		at Illinois	W, 88-78
3/10		Wisconsin	W, 81-64

## 1962-63 (9-15, 5-9 Big Ten/8th)

Pos	#	Starters	Ppg
F	23	Dave Roach (Jr.)	12.0
F	42	Fred Riddle (Fr.)	3.9
C	20	Jerry Messick (Jr.)	9.9
G	44	Joe Reddington (Sr.)	8.8
G	15	Jimmy Rodgers (So.)	11.2
Reserves			
G	25	Andy Hankins (Jr.)	8.5
F	51	Mike Denoma (So.)	3.5
F/C	34	Doug Mehlhaus (Jr.)	3.8

Date	AP Rank UI/Opp	Opponent	Result
12/1		at Evansville	W, 62-57
12/10		at St. Louis	L, 58-65
12/15		Ohio University	L, 54-62
12/17		Clemson	W, 74-64

## Kentucky Invitational

12/21	--/9	at Kentucky	L, 69-94
12/22		vs. Oregon State (n)	L, 55-61

## Far West Classic

12/26		vs. Arizona (n)	W, 57-56
12/27		vs. Oregon (n)	W, 62-48
12/29		vs. Oregon State (n)	L, 57-64

1/5	--/3	Illinois	L, 76-85
1/7		Michigan	L, 67-88
1/12		at Minnesota	L, 58-83
1/14		Wisconsin	W, 65-56
1/19	--/8	Ohio State	W, 81-74
1/21		at Michigan State	W, 60-59
2/2	--/2	at Loyola (IL)	L, 68-86
2/9		at Northwestern#	W, 66-65
2/16		Purdue	W, 73-64
2/18		Indiana	L, 71-72
2/23	--/5	at Ohio State	L, 70-83

2/25		at Michigan	L, 70-78
3/2		Northwestern	L, 66-76
3/4		at Wisconsin	L, 69-75
3/9	--/8	at Illinois	L, 69-73

## 1963-64 (8-15, 3-11 Big Ten/9th)

Pos	#	Starters	Ppg
F	23	Dave Roach (Sr.)	15.9
F	24	Joel Jessen (So.)	6.3
C	45	George Peeples (So.)	9.4
G	5	Andy Hankins (Sr.)	6.9
G	15	Jimmy Rodgers (Jr.)	12.9
Reserves			
F/G	11	Dennis Pauling (So.)	5.4
C	14	Ed Bastian (So.)	5.1
C	50	Bill Skea (Sr.)	4.6

Date	AP Rank UI/Opp	Opponent	Result
12/2		South Dakota	W, 85-66
12/7		at Evansville	W, 75-72
12/9		St. Louis	W, 79-77
12/12		SMU	W, 73-70
12/16		Creighton#	L, 72-77

## Far West Classic

12/26		vs. Colorado State (n)	L, 56-61
12/28		vs. LSU (n)	L, 81-92
12/30		at Washington State	W, 74-66

1/4		at Indiana	W, 72-71
1/11		Illinois	L, 70-87
1/13		at Wisconsin	L, 61-79
1/18		at Purdue	L, 75-90
2/1	--/10	at Loyola (IL)	L, 71-85
2/8		Minnesota	L, 71-76
2/10		Indiana	W, 82-75
2/15		at Michigan State	L, 82-107
2/17		Ohio State	L, 82-99
2/22		Michigan State	L, 89-107
2/24		at Northwestern	L, 76-98
2/29		at Minnesota	L, 63-70
3/2		Purdue	W, 81-74
3/7	--/2	Michigan	L, 61-69
3/9		at Illinois	L, 67-90

## Coch Ralph Miller

### 1964-65 (14-10, 8-6 Big Ten/5th)

Pos	#	Starters	Ppg
F	52	Gary Olson (Jr.)	8.3
F	23	Gerry Jones (So.)	14.0
C	45	George Peeples (Jr.)	17.0
G	4	Chris Pervall (Jr.)	21.1
G	15	Jimmy Rodgers (Sr.)	12.3
Reserves			
G	11	Dennis Pauling (Jr.)	6.7
C/F	14	Ed Bastian (Jr.)	2.3
G	42	Fred Riddle (Sr.)	1.2

Date	AP Rank UI/Opp	Opponent	Result
12/1		South Dakota	W, 93-68
12/4		at Kentucky	L, 77-85
12/5		at Evansville	L, 83-90
12/12		Creighton	W, 98-83
12/19		Providence	L, 70-71
12/21		North Dakota	W, 106-65

## Los Angeles Classic

12/28		at USC	W, 71-65
12/29		vs. Utah (n)	L, 88-92
12/30		vs. Minnesota (n)	W, 76-74

1/4		Wisconsin	W, 92-62
1/9		at Michigan State	W, 85-78
1/11	--/5	Indiana	L, 76-85
1/16		Michigan State	W, 111-68
1/18	--/5	at Indiana	W, 74-68
1/29	--/1	at UCLA	W, 87-82
2/6		Northwestern	W, 78-72

2/8	--/1	at Michigan	L, 66-81
2/13		at Ohio State	W, 82-81
2/20		Purdue	W, 111-85
2/23		at Illinois	L, 80-97
2/27		at Purdue	L, 68-76
3/2	--/6	Minnesota	L, 70-78
3/6		Illinois	W, 94-84
3/9		at Minnesota#	L, 84-85

## 1965-66 (17-7, 8-6 Big Ten/T-3rd)

Pos	#	Starters	Ppg
F	52	Gary Olson (Sr.)	10.0
F	44	Ben McGilmer (So.)	10.8
C	45	George Peeples (Sr.)	17.8
G	32	Chris Pervall (Sr.)	19.1
G	11	Denny Pauling (Sr.)	7.8
Reserves			
F	23	Gerry Jones (Jr.)	15.8
F	15	Huston Breedlove (So.)	1.9
G	25	Tom Chapman (Jr.)	2.0

Date	AP Rank UI/Opp	Opponent	Result
12/2		Pepperdine	W, 111-50
12/4		at Evansville	W, 80-73
12/6		Southern Illinois	W, 69-58
12/8		Creighton	W, 103-77
12/11		at Drake	W, 66-60
12/15		Washington	W, 99-70
12/18		Drake	W, 69-51

## Sun Bowl Tournament

12/29	4/--	vs. Arkansas (n)	W, 77-75
12/30	4/--	at UTEP	L, 68-86

1/8	7/--	at Wisconsin	L, 68-69
1/10		Northwestern	W, 70-58
1/17		at Indiana	L, 61-73
1/22		Michigan State	W, 90-76
1/24		Ohio State	W, 98-89
2/5		at Detroit	W, 107-73
2/7		at Purdue	L, 58-66
2/12		at Northwestern	L, 73-81
2/15		Minnesota	W, 96-87
2/19		at Ohio State	W, 86-80
2/21	--/10	Michigan	W, 91-82
2/26		Wisconsin	W, 80-70
2/28		at Michigan	L, 88-103
3/5		at Illinois	L, 90-106
3/7		Indiana	W, 82-77

## 1966-67 (16-8, 9-5 Big Ten/3rd)

Pos	#	Starters	Ppg
F	23	Gerry Jones (Sr.)	18.6
F	53	Sam Williams (Jr.)	22.6
C	51	Huston Breedlove (Jr.)	8.4
G	25	Tom Chapman (Sr.)	16.8
G	24	Chris Phillips (Jr.)	5.7
Reserves			
G	11	Ron Norman (Jr.)	6.6
G	13	Dave White (Sr.)	2.6
F	10	Dick Agnew (Jr.)	1.5

Date	AP Rank UI/Opp	Opponent	Result
12/2		at Washington	W, 66-50
12/3		at Washington	L, 65-76
12/5		at Creighton	L, 68-69
12/10		at Drake	W, 90-83
12/17		Drake	W, 83-75
12/21		California	W, 72-62
12/23		Stanford	W, 77-74
12/28		Wichita State	W, 94-76
12/30	--/7	at Cincinnati	W, 78-69
1/7		Indiana	W, 84-73
1/14		at Michigan State	L, 70-79
1/21		at Northwestern	L, 88-90
1/23		Michigan	W, 91-81
2/4		at Loyola (IL)	L, 87-98
2/6		Illinois	W, 96-89
2/11		at Ohio State	W, 73-72



2/14	Northwestern	W, 80-75
2/18	Wisconsin###	L, 95-96
2/21	at Minnesota	L, 86-88
2/25	at Indiana#	W, 75-74
2/27	Purdue	L, 75-78
3/4	Ohio State	W, 90-56
3/7	at Wisconsin#	W, 90-87
3/11	at Michigan	W, 83-76

**1967-68 (16-9, 10-4 Big Ten/T-1st)**

Pos	#	Starters	Ppg
F	44	Glenn Vidnovic (So.)	13.9
F	53	Sam Williams (Sr.)	25.3
C	4	Dick Jensen (So.)	6.6
G	11	Ron Norman (Jr.)	9.7
G	43	Chad Calabria (So.)	13.9

Reserves			
F	51	Huston Breedlove (Sr.)	4.3
G	42	Rolly McGrath (Sr.)	3.1
F	10	Rich Agnew (Sr.)	2.7

Date	AP Rank UI/Opp	Opponent	Result
12/2		Bowling Green	W, 79-73
12/4		Southern Illinois	W, 61-49
12/16		Drake	L, 65-74
12/18		UTEP	W, 59-53
12/22		at California	L, 73-79
12/23		at Stanford	L, 86-87

**Los Angeles Classic**

12/28	--/4	vs. Tennessee (n) #	W, 64-59
12/29		vs. Wyoming (n) ##	L, 87-94
12/30		vs. St. Louis (n) #	W, 80-77

1/6		at Northwestern	L, 67-76
1/8		Loyola (IL)	W, 71-65
1/13		Ohio State#	W, 74-72
1/20		Minnesota	W, 82-70
1/23		at Michigan State	W, 76-71
2/3		at Illinois	L, 63-66
2/7		Purdue	W, 94-87
2/10		at Michigan	W, 99-86
2/17		Wisconsin	W, 69-61
2/20		at Purdue	L, 73-86
2/24		at Indiana	W, 78-70
2/27		Michigan State	W, 76-58
3/2		Illinois	W, 61-56
3/4		at Minnesota	W, 91-72
3/9		Michigan	L, 70-71
3/12		at Ohio State	L, 81-85

**1968-69 (12-12, 5-9 Big Ten/T-8th)**

Pos	#	Starters	Ppg
F	44	Glenn Vidnovic (Jr.)	15.7
F	50	John Johnson (Jr.)	19.7
C	4	Dick Jensen (Jr.)	8.1
G	24	Chris Phillips (Sr.)	8.8
G	43	Chad Calabria (Jr.)	14.2

Reserves			
F	14	Ben McGilmer (Jr.)	13.5
G/F	11	Ron Norman (Sr.)	5.1
F	44	Omar Hazley (So.)	1.6

Date	AP Rank UI/Opp	Opponent	Result
11/30		Cal Poly	W, 91-73
12/4	20/--	Northern Michigan	W, 99-69
12/7	20/--	Wisconsin-Milwaukee	W, 116-80
12/12	19/--	at Wichita State	L, 88-93
12/14	19/--	at Drake	L, 74-89
12/19		North Dakota	W, 91-59
12/21		Creighton	W, 100-73

**Sugar Bowl Tournament**

12/30		vs. Houston (n)	W, 95-87
12/31		vs. Duke (n)	L, 82-85

1/4		at Michigan#	L, 92-99
1/11		Indiana	W, 91-72
1/14		Michigan State	W, 77-76
1/18		Minnesota	W, 89-68
2/1	--/4	at Davidson	W, 76-61

2/4	--/9	at Purdue	L, 87-99
2/8	--/10	at Illinois	L, 69-98
2/11		Northwestern#	W, 84-80
2/15		Michigan	L, 85-86
2/18		at Michigan State	L, 60-78
2/22	--/10	at Ohio State	L, 81-88
2/25	--/15	Illinois	W, 74-53
3/1	--/9	Purdue	L, 85-97
3/4		at Minnesota	L, 65-71
3/8		at Wisconsin	L, 74-84

**1969-70 (20-5, 14-0 Big Ten/1st)**

Pos	#	Starters	Ppg
F	44	Glenn Vidnovic (Sr.)	17.3
F	50	John Johnson (Sr.)	27.9
C	4	Dick Jensen (Sr.)	3.1
G	32	Fred Brown (Jr.)	17.9
G	43	Chad Calabria (Sr.)	19.1

Reserves			
F	14	Ben McGilmer (Sr.)	10.3
F	40	Omar Hazley (Jr.)	2.2
F	24	Ken Grabinski (So.)	1.4

Date	AP Rank UI/Opp	Opponent	Result
12/6		at Southern Illinois	L, 67-73
12/9		St. Francis (PA)	W, 81-68
12/11	--/7	Duquesne	W, 98-87
12/18		at Cincinnati	L, 105-114
12/20		Creighton	L, 88-97
12/22		Drake	W, 101-78

**Rainbow Classic**

12/26		vs. St. John's (n)	L, 55-57
12/30		at Hawai'i	W, 111-60

1/3	--/17	Purdue	W, 94-88
1/6		at Michigan	W, 107-99
1/10		at Wisconsin	W, 92-74
1/24	18/--	Tennessee Tech	W, 96-68
1/31	20/--	Indiana	W, 100-93
2/3	20/--	Minnesota	W, 90-77
2/7	20/--	at Indiana	W, 104-89
2/10	14/--	Wisconsin	W, 119-100
2/14	14/--	Michigan State	W, 103-77
2/17	11/--	at Illinois	W, 83-81
2/21	11/--	at Ohio State	W, 97-89
2/24	9/--	Northwestern	W, 116-97
2/28	9/--	at Purdue	W, 108-107
3/3	8/--	Ohio State	W, 113-92
3/7	8/--	at Northwestern	W, 115-101

**NCAA Tourney (Midwest)**

3/12	8/6	vs. Jacksonville	L, 103-104
3/14	8/15	vs. Notre Dame	W, 121-106

**Coach Dick Schultz**

**1970-71 (9-15, 4-10 Big Ten/T-7th)**

Pos	#	Starters	Ppg
F	40	Omar Hazley (Sr.)	6.4
F	24	Ken Grabinski (Jr.)	8.9
C	44	Kevin Kunnert (So.)	10.0
G	32	Fred Brown (Sr.)	27.6
G	11	Gary Lusk (Jr.)	8.2

Reserves			
F	14	Sam Williams (So.)	7.8
F/G	42	Lynn Rowat (Jr.)	6.2
G	4	Glenn Angelino (So.)	4.4

Date	AP Rank UI/Opp	Opponent	Result
12/4		at Creighton	L, 73-98
12/5		at Nebraska	L, 71-73
12/8		Ashland (OH)	W, 82-56
12/12	--/7	at Drake	L, 70-72
12/14		at Bowling Green	W, 89-78
12/17		Cincinnati#	L, 70-73
12/21		Hardin-Simmons	W, 90-77
12/23		Iowa State	W, 87-68
1/2		Wyoming	W, 87-84
1/9		Ohio State	L, 76-97

1/12		at Michigan State	L, 81-84
1/22		at Cincinnati	L, 69-73
1/30		at Northwestern	W, 87-85
2/2	--/15	Illinois	W, 92-84
2/6		at Wisconsin	W, 93-91
2/13		Indiana	L, 84-86
2/16		at Minnesota	L, 76-88
2/20		Purdue	L, 85-87
2/23	--/18	at Ohio State	L, 71-80
2/27		Wisconsin	L, 83-99
3/2		Northwestern	W, 78-64
3/6	--/18	at Indiana	L, 88-104
3/9		Michigan	L, 82-86
3/13		at Purdue	L, 84-110

**1971-72 (11-13, 5-9 Big Ten/T-8th)**

Pos	#	Starters	Ppg
F	15	Neil Fegebank (So.)	9.5
F	53	Jim Collins (So.)	9.0
C	44	Kevin Kunnert (Jr.)	18.2
G	43	Rick Williams (Jr.)	19.5
G	11	Gary Lusk (Sr.)	8.7

Reserves			
G	4	Glenn Angelino (Jr.)	6.1
F	35	Harold Sullinger (So.)	5.9
F	24	Ken Grabinski (Sr.)	2.1

Date	AP Rank UI/Opp	Opponent	Result
12/1		Hardin-Simmons	W, 80-58
12/4	--/1	at UCLA	L, 72-106
12/7		at UTEP	L, 57-65
12/10		at Duquesne	L, 75-80
12/13		Nevada	W, 87-85
12/18		at Iowa State	L, 94-97
12/21		Nebraska	W, 86-77
12/30		Drake	W, 89-83
1/3		Kansas	W, 81-68
1/8		at Wisconsin	L, 80-81
1/11		Northwestern	W, 76-67
1/22	--/5	at South Carolina	W, 91-85
1/25		at Michigan	L, 86-90
1/29	--/16	Minnesota	L, 50-61
2/1	--/9	at Ohio State	L, 77-82
2/5	--/19	at Minnesota	L, 52-53
2/8	--/7	Ohio State	W, 80-67
2/12		Michigan State	L, 91-100
2/15		Illinois#	W, 87-84
2/19		at Indiana	L, 79-86
2/26		at Michigan State	W, 102-98
3/4		Purdue	L, 85-87
3/7		at Illinois	L, 84-91
3/11		Michigan	W, 95-69

**1972-73 (13-11, 6-8 Big Ten/T-6th)**

Pos	#	Starters	Ppg
F	15	Neil Fegebank (Jr.)	10.0
F	53	Jim Collins (Jr.)	7.3
C	44	Kevin Kunnert (Sr.)	19.2
G	43	Rick Williams (Sr.)	13.8
G	10	Candy LaPrince (Jr.)	12.6

Reserves			
G	25	Reggie Vaughan (Jr.)	5.5
F	32	Larry Parker (Fr.)	3.6
G	4	Glenn Angelino (Sr.)	3.4

Date	AP Rank UI/Opp	Opponent	Result
12/1		Chicago State	W, 101-44
12/4	--/8	at Kentucky	W, 79-66
12/9		at Kansas	W, 69-56
12/13	--/20	Kansas State	L, 62-68
12/23	--/3	Marquette	L, 61-69
12/27		at Drake	L, 80-98
12/30		Minnesota-Duluth	W, 92-72
1/2		Iowa State	W, 66-57
1/6	--/6	Minnesota#	W, 65-62
1/8		at Michigan	L, 59-71
1/13		at Illinois	L, 78-80
1/15		Michigan State	L, 74-76
1/20		at Ohio State	L, 72-75
1/27		UNC-Charlotte	W, 72-49



# IOWA BASKETBALL

2018 MEDIA GUIDE

1/29	Michigan	W, 75-68
2/3	at Michigan State	L, 89-94
2/10	at Bradley	W, 90-73
2/12	Ohio State	L, 80-86
2/17	Wisconsin	W, 100-76
2/19	at Northwestern#	W, 94-83
2/24	--/17 at Purdue	L, 66-74
3/3	--/12 Indiana	L, 64-80
3/5	--/3 at Minnesota	W, 79-77
3/10	Illinois	W, 93-76

### 1973-74 (8-16, 5-9 Big Ten/7th)

Pos.	#	Starters	Ppg
F	15	Neil Fegebank (Sr.)	14.1
F	32	Larry Parker (So.)	5.5
C	53	Jim Collins (Sr.)	8.4
G	42	John Hairston (Fr.)	7.8
G	10	Candy LaPrince (Sr.)	19.0
Reserves			
G	34	Scott Thompson (So.)	7.4
C	43	Nate Washington (So.)	7.0
C	50	Mike Gatens (So.)	1.6

Date	AP Rank UI/Opp	Opponent	Result
12/1		Northern Illinois	W, 85-83
12/4		Drake	W, 70-55
12/8	--/7	at Marquette	L, 70-86
12/11	--/15	at Kansas State	L, 67-105
12/14		Kentucky	L, 80-88
12/22		at Wyoming	L, 79-86
12/29		Wisc.-Green Bay#	W, 74-67
1/2		Kansas	L, 71-72
1/5		Minnesota	W, 66-55
1/7		at Iowa State	L, 77-94
1/12		at Northwestern	L, 67-87
1/17	--/1	at UCLA	L, 44-68
1/19	--/12	Indiana	L, 51-55
1/21		at Michigan State	L, 86-95
1/26	--/15	Michigan#	L, 84-86
2/2		at Indiana	L, 50-85
2/9		at Wisconsin	L, 87-113
2/11		Purdue###	W, 112-111
2/16		Ohio State	W, 69-67
2/18		at Purdue	L, 78-99
2/23		at Illinois	L, 84-91
3/2		Northwestern	W, 85-76
3/4		Wisconsin	L, 58-74
3/9		at Minnesota	W, 60-50

### Coach Lute Olson

#### 1974-75 (10-16, 7-11 Big Ten/7th)

Pos.	#	Starters	Ppg
F	33	Dan Frost (Jr.)	14.7
F	32	Larry Parker (Jr.)	10.3
C	53	Bruce King (So.)	11.5
G	34	Scott Thompson (Jr.)	10.0
G	11	Larry Moore (Jr.)	10.3
Reserves			
C	52	Fred Haberecht (Jr.)	9.1
G	14	John Hairston (So.)	4.6
G	4	Archie Mays (So.)	3.9

Date	AP Rank UI/Opp	Opponent	Result
11/30		VCU	W, 95-80
12/3		at Drake	W, 86-81
12/7	--/7	at Kansas	L, 54-89
12/12		at Iowa State	W, 77-66
12/21		San Jose State###	L, 103-105

#### Far West Classic

12/27		vs. Oregon State (n)	L, 60-97
12/28		vs. Wake Forest (n)	L, 71-92
12/30		vs. Boston College (n)	L, 81-86
1/2		at Northwestern	W, 75-73
1/4		Illinois	W, 95-70
1/6		Purdue	L, 54-63
1/11	--/1	at Indiana	L, 49-102

1/13		at Ohio State	L, 77-94
1/18	--/19	Michigan	L, 70-75
1/20		Michigan State	W, 83-79
1/25	--/17	Minnesota	W, 53-44
2/1		at Wisconsin#	L, 85-86
2/3		at Purdue	L, 72-107
2/8	--/1	Indiana	L, 56-79
2/10		Ohio State	L, 69-75
2/15		at Michigan	L, 75-99
2/17		at Michigan State	L, 78-90
2/22		at Minnesota	L, 67-68
3/1		Wisconsin	W, 75-68
3/3		Northwestern##	W, 65-58
3/8		at Illinois	W, 73-70

#### 1975-76 (19-10, 9-9 Big Ten/5th)

Pos.	#	Starters	Ppg
F	54	Bruce King (Jr.)	18.6
F	30	Dan Frost (Sr.)	17.1
C	52	Fred Haberecht (Sr.)	6.1
G	34	Scott Thompson (Sr.)	19.5
G	10	Cal Wulfsberg (Sr.)	5.2
Reserves			
C	50	Mike Gatens (Sr.)	4.9
G	23	Archie Mays (Jr.)	4.4
G	20	Dick Peth (Fr.)	3.8

Date	AP Rank UI/Opp	Opponent	Result
11/29		Augustana (SD)	W, 111-81
12/2		Nebraska	W, 72-65
12/6		Northeast Louisiana	W, 97-87
12/8		at Bradley	W, 100-96
12/12		at Iowa State	W, 91-77
12/20		U.S. International	W, 67-52
12/23		Drake	W, 77-73

#### Rainbow Classic

12/27		vs. Holy Cross (n)	W, 98-75
12/29		vs. Arizona (n)	W, 82-80
12/30		vs. USC (n)	L, 73-81

1/3		Illinois	W, 84-60
1/5		at Michigan State	L, 88-105
1/10	--/17	at Minnesota	W, 71-68
1/17		at Wisconsin	W, 81-71
1/19		at Northwestern#	L, 92-99
1/24		Ohio State	W, 78-67
1/26	--/1	Indiana	L, 73-88
1/31	--/15	at Michigan	L, 95-104
2/2		at Purdue	L, 76-91
2/7		Minnesota	W, 65-58
2/10		at Drake	W, 71-65
2/14		Wisconsin	W, 96-82
2/16		Northwestern	W, 81-68
2/21		at Ohio State	W, 69-66
2/23	--/1	at Indiana	L, 81-101
2/28	--/13	Michigan	L, 74-88
3/1		Michigan State	L, 88-93
3/3		Purdue	L, 78-94
3/6		at Illinois	W, 82-70

#### 1976-77 (20-7, 12-6 Big Ten/4th)

Pos.	#	Starters	Ppg
F	44	Clay Hargrave (So.)	8.4
F	40	Terry Drake (Jr.)	6.7
C	54	Bruce King (Sr.)	21.0
G	10	Cal Wulfsberg (Sr.)	5.9
G	12	Ronnie Lester (Fr.)	13.4
Reserves			
G	20	Dick Peth (So.)	9.1
F	24	William Mayfield (So.)	5.7
G	34	Tom Norman (So.)	4.9

Date	AP Rank UI/Opp	Opponent	Result
11/27		at Nebraska	W, 71-57
11/29		Kent State	W, 84-55
12/4		at Drake	W, 86-71
12/6		Bradley	W, 90-77
12/10		California	W, 94-73

12/18		Iowa State	W, 85-64
12/21		Drake	W, 82-69

#### Lobo Classic

12/29		at New Mexico	L, 83-96
12/30		vs. Pittsburgh (n)	W, 103-80

1/8	--/13	at Minnesota+	W, 68-78
1/13		at Purdue	L, 76-87
1/15		at Illinois#	W, 84-81
1/17	--/5	Michigan	L, 75-99
1/22		Northwestern	W, 76-74
1/27		Ohio State	W, 84-66
1/29		at Indiana	L, 65-81
2/5		Wisconsin	W, 90-73
2/7		Michigan State	W, 87-79
2/12	--/8	Minnesota+	W, 58-61
2/14		at Ohio State#	W, 74-70
2/17	--/5	at Michigan	L, 80-91
2/19		at Michigan State	L, 79-81
2/24		Illinois	W, 76-64
2/26		Purdue	L, 70-81
2/28		Indiana	W, 80-73
3/3		at Northwestern	W, 78-60
3/5		at Wisconsin##	W, 94-93

#### 1977-78 (12-15, 5-13 Big Ten/8th)

Pos.	#	Starters	Ppg
F	44	Clay Hargrave (Jr.)	9.9
F	24	William Mayfield (Jr.)	9.8
C	50	Larry Olsthoorn (So.)	8.9
G	34	Tom Norman (Jr.)	7.6
G	12	Ronnie Lester (So.)	19.9
Reserves			
G	20	Dick Peth (Jr.)	7.2
F	32	Vince Brookins (Fr.)	6.4
C	52	Steve Waite (Fr.)	5.5

Date	AP Rank UI/Opp	Opponent	Result
11/26		at Iowa State	L, 78-79
11/28		at Kent State	W, 82-64
12/1		Mankato State	W, 91-71
12/3		Cal-Northridge	W, 66-63
12/10		at California	W, 75-70
12/17		Denver	W, 107-65

#### Rebel Roundup

12/20		vs. Tennessee (n)	W, 92-86
12/21	--/9	at UNLV	L, 84-85
12/30		Drake	W, 89-87
1/5	--/11	at Indiana	L, 51-69
1/7		at Ohio State	W, 87-75
1/12		Michigan	L, 56-66
1/14		Purdue	W, 66-60
1/19		at Northwestern	L, 59-62
1/21	--/10	at Michigan State	L, 58-68
1/26		Illinois	L, 61-70
1/30		Wisconsin	W, 88-73
2/2		at Minnesota	L, 71-82
2/4		at Wisconsin	L, 72-82
2/9	--/10	Michigan State	L, 70-71
2/11		Minnesota	L, 65-78
2/16		Northwestern	W, 76-74
2/18		at Illinois	L, 76-77
2/23		at Purdue	L, 69-82
2/25		at Michigan	L, 76-82
3/2		Ohio State	W, 87-70
3/4		Indiana	L, 55-71





**1978-79 (20-8, 13-5 Big Ten/T-1st)**

Pos.	#	Starters	Ppg
F	24	William Mayfield (Sr.)	12.9
F	40	Kevin Boyle (Fr.)	11.9
C	52	Steve Waite (So.)	6.4
G	20	Dick Peth (Sr.)	6.7
G	12	Ronnie Lester (Jr.)	18.7
Reserves			
G	34	Tom Norman (Sr.)	7.7
C	54	Steve Krafacisin (So.)	7.2
F	32	Vince Brookins (So.)	3.8

Date	AP Rank UI/Opp	Opponent	Result
11/25		Kent State	W, 111-76
11/28		Wichita State	W, 91-67
12/2		at Colorado State	L, 69-72
12/9		at Drake	L, 69-72
12/11		Iowa State	W, 67-66
12/16		at Illinois Wesleyan	W, 95-55
12/23		Drake	W, 112-73

**Cabrillo Classic**

12/29		vs. Pennsylvania (n) ##	W, 87-84
12/30		vs. Stanford (n)	W, 83-68

1/4		at Northwestern	W, 65-57
1/6	--/13	at Michigan	W, 85-79
1/11		Ohio State	L, 67-72
1/14		Indiana	W, 90-61
1/18		at Purdue	W, 56-46
1/20	--/6	at Michigan State#	L, 72-83
1/25	--/8	Illinois	W, 58-52
1/27		Minnesota	W, 81-64
2/1		at Wisconsin	W, 70-64
2/3		at Minnesota	W, 97-71
2/8	15/10	Michigan State	L, 57-60
2/10	15/--	Wisconsin	W, 79-65
2/15	14/13	Purdue	W, 75-72
2/17	14/--	at Illinois	W, 67-53
2/22	12/--	at Indiana	L, 62-64
2/24	12/14	at Ohio State	W, 83-68
3/1	11/--	Michigan	L, 53-61
3/3	11/--	Northwestern	W, 95-64

**NCAA Tournament (Midwest)**

3/10	14/--	vs. Toledo	L, 72-74
------	-------	------------	----------

**1979-80 (23-10, 10-8 Big Ten/4th)**

Pos.	#	Starters	Ppg
F	52	Steve Waite (Jr.)	8.0
F	32	Vince Brookins (Jr.)	11.0
C	54	Steve Krafacisin (Jr.)	12.3
G	40	Kevin Boyle (So.)	11.8
G	30	Kenny Arnold (So.)	13.5
Reserves			
G	12	Ronnie Lester (Sr.)	14.8
G	24	Bob Hansen (Fr.)	5.6
F	44	Mark Gannon (Fr.)	5.6

Date	AP Rank UI/Opp	Opponent	Result
12/1		Northern Illinois	W, 86-43
12/3	20/--	Colorado State	W, 113-66
12/6	20/--	Northern Iowa	W, 78-46
12/8	20/--	at Detroit	W, 80-54
12/11	17/--	at Wichita State	W, 81-62
12/15	17/--	at Iowa State	W, 67-64

**Dayton Classic**

12/21	13/--	vs. Mississippi State (n)	W, 81-62
12/22	13/--	at Dayton	W, 61-54

12/29	11/--	Drake	W, 77-66
1/3	10/20	at Illinois	W, 72-71
1/5	10/--	at Michigan	L, 65-68
1/10	12/3	Ohio State	L, 71-77
1/12	12/--	Wisconsin	W, 66-65
1/17	13/19	at Indiana	L, 69-81
1/19	13/--	at Michigan State	L, 67-75
1/24		Northwestern	W, 86-64
1/26		Minnesota	W, 80-73
1/31	--/17	at Purdue	L, 56-70

2/2		at Minnesota	W, 73-63
2/7		Michigan State#	W, 44-39
2/9	--/12	Purdue	W, 74-59
2/14	20/--	Indiana	L, 55-66
2/16	20/--	at Northwestern	W, 60-58
2/21		at Wisconsin	L, 58-62
2/23	--/11	at Ohio State	L, 69-70
2/28		Michigan	W, 83-67
3/1		Illinois	W, 75-71

**NCAA Tournament (East)**

3/6		vs. VCU	W, 86-72
3/8	--/19	vs. NC State	W, 77-64
3/14	--/3	vs. Syracuse	W, 88-77
3/16	--/20	vs. Georgetown	W, 81-80
3/22	--/4	vs. Louisville	L, 72-80
3/24	--/18	vs. Purdue	L, 58-75

**1980-81 (21-7, 13-5 Big Ten/2nd)**

Pos.	#	Starters	Ppg
F	52	Steve Waite (Sr.)	5.2
F	32	Vince Brookins (Sr.)	14.7
C	54	Steve Krafacisin (Sr.)	11.4
G	40	Kevin Boyle (Jr.)	9.9
G	30	Kenny Arnold (Jr.)	11.7
Reserves			
G	24	Bob Hansen (So.)	8.4
F	44	Mark Gannon (So.)	5.7
G	15	Steve Carfino (Fr.)	4.5

Date	AP Rank UI/Opp	Opponent	Result
11/29	14/--	at Northern Illinois	W, 61-47
12/1	12/--	Detroit	W, 98-55

**Fiesta Classic**

12/6	12/--	vs. Cincinnati (n)	W, 69-64
12/7	12/--	vs. Arizona State	L, 88-96

12/9	16/--	Nevada	W, 112-71
12/13	16/--	at Drake	W, 90-68
12/20	16/--	Iowa State	W, 85-59
12/30	14/--	Northern Iowa	W, 86-52
1/3	14/--	Wisconsin-Eau Claire	W, 86-62
1/8	11/--	Ohio State	L, 56-58
1/10	11/--	Michigan State	W, 65-57
1/15	14/--	at Wisconsin	W, 76-66
1/17	14/9	at Michigan	W, 75-58
1/22	9/--	at Indiana	W, 56-53
1/24	9/--	Minnesota	L, 48-60
1/29	13/--	Purdue	W, 84-69
1/31	13/--	at Illinois	L, 66-79
2/5	15/--	at Northwestern	W, 76-65
2/7	15/18	Illinois	W, 72-66
2/12	14/--	at Minnesota#	W, 60-58
2/14	14/--	Northwestern	W, 82-64
2/19	12/16	Indiana	W, 78-65
2/21	12/--	at Purdue	W, 67-62
2/26	8/--	Michigan	W, 69-66
2/28	8/--	Wisconsin	W, 96-75
3/5	8/--	at Michigan State#	L, 70-71
3/7	8/--	at Ohio State	L, 70-78

**NCAA Tournament (Midwest)**

3/15	8/--	vs. Wichita State	L, 56-60
------	------	-------------------	----------

**1981-82 (21-8, 12-6 Big Ten/T-2nd)**

Pos.	#	Starters	Ppg
F	44	Mark Gannon (Jr.)	8.5
F	40	Kevin Boyle (Sr.)	6.5
C	42	Michael Payne (Fr.)	11.4
G	15	Steve Carfino (So.)	8.4
G	30	Kenny Arnold (Sr.)	10.0
Reserves			
G	24	Bob Hansen (Jr.)	12.0
C	41	Greg Stokes (Fr.)	5.7
G	25	Todd Berkenpas (Fr.)	3.2

Date	AP Rank UI/Opp	Opponent	Result
11/28	9/--	Northern Illinois	W, 84-66
11/30	6/--	Nebraska-Omaha	W, 71-58
12/5	6/--	at Marquette#	W, 68-65

12/8	6/--	at Iowa State	W, 79-68
12/12	6/--	Northern Iowa	W, 84-53

**Kettle Classic**

12/18	6/--	vs. Clemson (n)	W, 80-68
12/19	6/--	at Houston	L, 52-62

12/30	10/--	Drake	W, 60-49
1/2	10/--	at South Carolina	W, 57-47
1/7	7/--	Purdue	W, 62-40
1/9	7/--	Illinois	W, 56-50
1/14	5/11	at Minnesota	L, 56-61
1/16	5/--	at Wisconsin	W, 78-62
1/21	6/--	at Northwestern	W, 49-48
1/23	6/--	Michigan	W, 56-38
1/28	6/--	at Michigan State	W, 57-56
1/30	6/--	Ohio State	W, 76-66
2/4	5/--	Indiana	W, 62-40
2/6	5/--	at Ohio State#	W, 69-65
2/11	5/--	Northwestern	W, 62-49
2/13	5/--	at Indiana	L, 58-73
2/18	7/--	Michigan State	W, 59-53
2/20	7/--	at Michigan	L, 58-68
2/25	11/--	Wisconsin	W, 79-55
2/27	11/13	Minnesota###	L, 55-57
3/4	11/--	at Illinois#	L, 67-73
3/6	11/--	at Purdue	L, 65-66

**NCAA Tournament (West)**

3/12	11/--	vs. Northeast Louisiana	W, 70-63
3/14	11/6	vs. Idaho#	L, 67-69

**1982-83 (22-9, 10-8 Big Ten/T-2nd)**

Pos.	#	Starters	Ppg
F	42	Michael Payne (So.)	10.6
F	44	Mark Gannon (Sr.)	6.9
C	41	Greg Stokes (So.)	17.7
G	24	Bob Hansen (Sr.)	15.4
G	15	Steve Carfino (Jr.)	10.6
Reserves			
G	14	Andre Banks (Fr.)	2.7
G	25	Todd Berkenpas (So.)	2.3
F	34	Craig Anderson (Jr.)	1.7

Date	AP Rank UI/Opp	Opponent	Result
11/27	11/--	at BYU	W, 91-80
11/29	10/--	at Drake	W, 68-63

**Hawkeye Invitational**

12/3	10/--	Navy	W, 76-65
12/4	10/--	Hawai'i	W, 99-67

12/8	7/16	Marquette	W, 87-66
12/11	7/--	USC	W, 66-55
12/18	7/4	at UCLA	L, 66-75

**Rochester Classic**

12/28	9/--	vs. James Madison (n)	W, 47-45
12/29	9/--	vs. Seton Hall (n)	W, 85-63

1/5	8/--	Michigan State	L, 59-61
1/8	8/--	Michigan	W, 79-72
1/13	12/--	at Northwestern	W, 66-57
1/15	12/--	Iowa State	W, 73-56
1/20	10/16	at Minnesota	W, 68-52
1/22	10/--	at Wisconsin	W, Forfeit
1/27	14/--	Ohio State##	L, 83-89
1/29	14/2	Indiana	W, 63-48
2/3	13/--	at Illinois	L, 61-62
2/5	13/--	at Purdue	L, 57-60
2/10	20/18	Purdue	W, 55-46
2/12	20/--	Illinois	W, 68-66
2/16	16/2	at Indiana	W, 58-57
2/19	16/20	at Ohio State	L, 69-85
2/24	17/--	Wisconsin	W, 93-63
2/27	17/--	Minnesota	L, 69-71
3/3		Northwestern	W, 63-50
3/10		at Michigan	L, 60-66
3/12		at Michigan State	W, 75-57



# IOWA BASKETBALL

2018 MEDIA GUIDE

### NCAA Tournament (Midwest)

3/17		vs. Utah State	W, 64-59
3/19	--/12	vs. Missouri	W, 77-63
3/25	--/13	vs. Villanova	L, 54-55

### Coach George Raveling

#### 1983-84 (13-15, 6-12 Big Ten/T-7th)

Pos.	#	Starters	Ppg
F	42	Michael Payne (Jr.)	9.3
F	34	Craig Anderson (Sr.)	4.1
C	41	Greg Stokes (Jr.)	14.9
G	15	Steve Carfino (Sr.)	11.7
G	14	Andre Banks (So.)	4.5
Reserves			
C	54	Brad Lohaus (So.)	6.8
G	25	Todd Berkenpas (Jr.)	3.9
F	35	Bryan Boyle (So.)	2.0

Date	AP Rank UI/Opp	Opponent	Result
11/26	7/--	Illinois Wesleyan	W, 86-60

#### Hawkeye Invitational

12/2	5/--	Baylor	W, 67-44
12/3	5/10	Oregon State	W, 56-45

12/7	5/--	at Louisville	L, 58-79
12/10	5/18	at Oregon State	L, 48-53
12/19		Colorado	W, 72-56
12/21		Drake	W, 66-43

#### Winston Tire Classic

12/29		at USC	W, 62-61
12/30	--/17	vs. Memphis (n)	W, 73-66

1/4		at Michigan State	L, 72-73
1/7		at Michigan	L, 49-53
1/12		Northwestern	W, 42-39
1/14		at Iowa State##	L, 72-76
1/19		Minnesota	L, 49-56
1/21		Wisconsin	W, 75-62
1/26		at Ohio State	L, 54-65
1/28		at Indiana	L, 47-54
2/2	--/8	Illinois##	L, 52-54
2/4	--/16	Purdue	L, 46-48
2/9	--/11	at Purdue	L, 58-79
2/12	--/8	at Illinois	L, 53-73
2/16	--/17	Indiana	L, 45-49
2/18		Ohio State	W, 74-60
2/23		at Wisconsin	W, 63-55
2/25		at Minnesota	W, 62-50
3/1		at Northwestern	W, 57-48
3/7		Michigan	L, 46-53
3/11		Michigan State	L, 44-51

#### 1984-85 (21-11, Big Ten 10-8/5th)

Pos.	#	Starters	Ppg
F	3	Gerry Wright (So.)	9.7
F	42	Michael Payne (Sr.)	7.1
C	41	Greg Stokes (Sr.)	19.9
G	20	Jeff Moe (Fr.)	7.7
G	25	Todd Berkenpas (Sr.)	5.7
Reserves			
G	14	Andre Banks (Jr.)	6.6
F	44	Al Lorenzen (Fr.)	6.2
F	4	Bill Jones (Fr.)	4.2

Date	AP Rank UI/Opp	Opponent	Result
11/24		Arkansas-Little Rock	W, 76-47
11/26		Gonzaga	W, 62-40
11/28		Morehead State	W, 89-46
12/1		George Mason	W, 111-82
12/4		Iowa State	L, 50-54

#### Hawkeye Invitational

12/7		Boston University	W, 67-53
12/8		Texas Tech	W, 58-48

12/12		Georgia State	W, 89-40
12/15		Illinois Wesleyan	W, 99-39
12/22		South Carolina	W, 88-78

### Rainbow Classic

12/25		vs. Maryland (n)#	L, 68-70
12/27		vs. Cornell - NY (n) #	W, 59-56
12/28		vs. Arkansas (n)	W, 71-52

1/3		Purdue	W, 75-63
1/5	--/6	Illinois	W, 64-60
1/12	19/--	at Minnesota	L, 57-65
1/17	--/19	at Michigan State	W, 79-65
1/19		at Michigan###	L, 67-69
1/25		Northwestern	W, 66-47
1/26		Wisconsin	W, 105-65
1/31		at Indiana	W, 72-59
2/2		at Ohio State	W, 67-58
2/6	12/--	Minnesota	W, 70-65
2/14	11/3	Michigan	L, 52-56
2/16	11/--	Michigan State	L, 55-57
2/20	14/--	at Wisconsin	L, 53-54
2/23	14/--	at Northwestern	L, 58-78
2/28		Ohio State	W, 87-82
3/3		Indiana	W, 70-50
3/7		at Illinois#	L, 53-59
3/9		at Purdue	L, 54-60

### NCAA Tournament (West)

3/14		vs. Arkansas	L, 54-63
------	--	--------------	----------

#### 1985-86 (20-12, Big Ten 10-8/6th)

Pos.	#	Starters	Ppg
F	3	Gerry Wright (Jr.)	10.7
F	23	Roy Marble (Fr.)	12.5
C	44	Al Lorenzen (So.)	10.0
G	14	Bill Jones (So.)	9.6
G	4	Andre Banks (Sr.)	10.3
Reserves			
G	20	Jeff Moe (So.)	6.0
F	25	Ed Horton (Fr.)	3.7
C	54	Brad Lohaus (Jr.)	3.6

Date	AP Rank UI/Opp	Opponent	Result
11/22		at Hawaii-Hilo	W, 80-69
11/23		at Hawaii-Pacific	W, 85-68
11/25		vs. Arkansas-Little Rock#	W, 108-99
11/30		Abilene Christian	W, 92-62
12/3	18/--	at Drake	W, 55-43

#### Hawkeye Invitational

12/6	18/--	Arkansas State	L, 62-66
12/7	18/--	Lehigh	W, 89-68

12/10		at Iowa State	L, 61-74
12/14		Furman	W, 81-61
12/23		at Gonzaga	W, 84-64

#### Far West Classic

12/27		vs. Tampa (n)	W, 54-45
12/28		vs. Boston University (n)	W, 76-71
12/29		vs. St. Joseph's (n)	L, 56-60

1/2		at Purdue#	L, 73-76
1/4	--/14	at Illinois	W, 60-59
1/11		Minnesota	W, 75-62
1/16		Michigan State	W, 82-71
1/18	--/2	Michigan	L, 57-61
1/23		at Northwestern	W, 76-43
1/25		at Wisconsin	L, 63-69
1/30	--/15	Indiana	W, 79-69
2/1		Ohio State	W, 86-75
2/9		at Minnesota	L, 60-65
2/13		at Michigan State	L, 73-83
2/15	--/10	at Michigan	L, 66-82
2/20		Wisconsin	W, 101-48
2/22		Northwestern	W, 76-45
2/26		at Ohio State	L, 74-81
3/2	--/16	at Indiana	L, 73-80
3/6	--/19	Illinois	W, 57-53
3/8		Purdue	W, 77-64

### NCAA Tournament (Midwest)

3/14	--/20	vs. NC State	L, 64-66
------	-------	--------------	----------

### Coach Tom Davis

#### 1986-87 (30-5, 14-4 Big Ten/3rd)

Pos.	#	Starters	Ppg
F	25	Ed Horton (So.)	7.8
F	23	Roy Marble (So.)	14.9
C	54	Brad Lohaus (Sr.)	11.3
G	35	Kevin Gamble (Sr.)	11.9
G	10	B.J. Armstrong (So.)	12.4
Reserves			
G	20	Jeff Moe (Jr.)	11.1
F	3	Gerry Wright (Sr.)	6.5
F	44	Al Lorenzen (Jr.)	4.0

Date	AP Rank UI/Opp	Opponent	Result
<b>Great Alaska Shootout</b>			
11/28	10/--	at Alaska-Anchorage (n)	W, 91-81
11/29	10/17	vs. NC State (n) #	W, 90-89
11/30	10/--	vs. Northeastern (n)	W, 103-80
12/3	5/--	Missouri-St. Louis	W, 89-64

#### Hawkeye Invitational

12/5	5/--	Delaware	W, 95-47
12/6	5/--	Loyola-Marymount	W, 103-80

12/9	4/--	BYU	W, 86-75
12/13	4/--	at Drake	W, 69-62
12/20	3/--	Iowa State	W, 89-64
12/22	3/--	Rider	W, 104-71

#### Anteater Classic

12/28	3/--	vs. Portland (n)	W, 84-65
12/29	3/--	at UC-Irvine	W, 105-103

1/3	3/--	Northwestern	W, 80-44
1/5	2/--	Wisconsin	W, 78-63
1/10	2/--	at Minnesota	W, 78-57
1/14	2/8	at Illinois#	W, 91-88
1/19	2/6	at Purdue	W, 70-67
1/22	1/3	Indiana	W, 101-88
1/24	1/--	Ohio State	L, 76-80
1/29	2/--	at Michigan State	W, 89-75
1/31	2/--	at Michigan	L, 92-100
2/4	4/--	Minnesota	W, 78-47
2/7	4/--	at Arizona	W, 89-80
2/12	4/7	Purdue	L, 73-80
2/14	4/11	Illinois	W, 66-61
2/18	7/--	at Ohio State	W, 82-80
2/21	7/2	at Indiana	L, 75-84
2/26	7/--	Michigan State	W, 93-64
2/28	7/--	Michigan	W, 95-85
3/5	6/--	at Northwestern	W, 103-76
3/8	6/--	at Wisconsin	W, 81-71

### NCAA Tournament (West)

3/13	6/--	vs. Santa Clara	W, 99-76
3/15	6/--	vs. UTEP	W, 84-82
3/20	6/17	vs. Oklahoma	W, 93-91
3/22	6/1	vs. UNLV	L, 81-84

#### 1987-88 (24-10, Big Ten 12-6/T-3rd)

Pos.	#	Starters	Ppg
F	40	Kent Hill (Sr.)	7.4
F	23	Roy Marble (Jr.)	15.4
C	25	Ed Horton (Jr.)	11.3
G	14	Bill Jones (Sr.)	13.0
G	10	B.J. Armstrong (Jr.)	17.4
Reserves			
G	20	Jeff Moe (Sr.)	12.9
G	11	Michael Reaves (Sr.)	5.5
F	44	Al Lorenzen (Sr.)	10.6

Date	AP Rank UI/Opp	Opponent	Result
<b>Maui Invitational</b>			
11/27	11/--	vs. Stanford (n)	W, 78-75
11/28	11/7	vs. Kansas (n)	W, 100-81
11/29	11/--	vs. Villanova (n)	W, 97-74

12/1	6/--	Drake	W, 70-59
------	------	-------	----------



**Hawkeye Invitational**

12/4	6/--	Navy	W, 91-61
12/5	6/--	UC-Irvine	W, 124-88
12/12	3/4	Arizona	L, 59-66
12/19	7/20	at Iowa State#	L, 100-102
12/21	7/--	Pan American	W, 110-64

**All-College Tournament**

12/29	14/--	vs. Illinois State (n)	L, 88-89
12/30	14/--	vs. Oral Roberts (n)	W, 126-94

1/6	16/12	Indiana	W, 84-70
1/9	16/10	at Purdue	L, 79-80
1/11	17/--	Lafayette	W, 109-68
1/14	17/--	at Ohio State	L, 83-87
1/16	17/--	Northwestern	W, 92-68
1/21	19/13	Illinois	W, 93-79
1/23	19/--	Dartmouth	W, 102-87
1/25	16/--	at Wisconsin	W, 104-89
1/30	16/--	Minnesota	W, 76-51
2/3	13/11	at Michigan	L, 103-120
2/6	13/--	Michigan State	W, 101-72
2/10	13/--	Ohio State	W, 92-75
2/15	13/2	Purdue	L, 66-73
2/20	13/--	at Minnesota	W, 107-86
2/24	13/--	at Northwestern	W, 91-74
2/27	13/7	Michigan	W, 95-87
3/3	11/--	at Michigan State	W, 103-87
3/6	11/--	at Illinois	L, 81-94
3/10	15/--	Wisconsin	W, 103-70
3/12	15/--	at Indiana	L, 89-116

**NCAA Tournament (West)**

3/18	15/--	vs. Florida State	W, 102-98
3/20	15/7	vs. UNLV	W, 104-86
3/25	15/3	vs. Arizona	L, 79-99

**1988-89 (23-10, Big Ten 10-8/4th)**

Pos.	#	Starters	Ppg
F	25	Ed Horton (Sr.)	18.3
F	32	Ray Thompson (Fr.)	11.5
C	51	Les Jepsen (Jr.)	4.2
G	23	Roy Marble (Sr.)	20.5
G	10	B.J. Armstrong (Sr.)	18.6
Reserves			
F	50	Matt Bullard (Jr.)	9.1
G	24	James Moses (Fr.)	5.4
F	34	Wade Lookingbill (Fr.)	3.0

Date	AP Rank UI/Opp	Opponent	Result
11/26	7/--	McNeese State	W, 77-56
11/29	6/--	at Drake	W, 96-72

**Hawkeye Invitational**

12/2	6/--	Brown	W, 109-61
12/3	6/--	Georgia	W, 102-76

12/6	5/--	Northern Iowa	W, 95-76
12/10	5/--	Iowa State	W, 91-71
12/12	4/--	Jackson State	W, 86-71
12/14	4/--	Central Florida	W, 102-68

**Chaminade Classic**

12/23	4/--	vs. Eastern Illinois (n)	W, 89-71
12/24	4/--	vs. St. Louis (n)	W, 83-80
12/25	4/--	vs. UC-Riverside (n)	L, 92-110

12/30	9/--	SW Texas State	W, 96-77
1/5	9/--	at Michigan State	W, 93-82
1/7	9/6	at North Carolina	W, 98-97
1/14	5/--	at Minnesota	L, 78-80
1/19	7/16	at Ohio State	L, 91-102
1/21	7/--	at Purdue	W, 67-66
1/26	12/--	Wisconsin	W, 78-70
1/30	9/17	at Indiana	L, 89-104
2/2	9/--	Northwestern	W, 102-84
2/5	9/2	Illinois	W, 86-82
2/9	8/10	Michigan##	L, 107-108
2/11	8/--	at Wisconsin	L, 54-65

2/13	15/16	Ohio State	W, 83-75
2/18	15/--	Minnesota	W, 99-61
2/22	14/--	at Northwestern	W, 89-84
2/26	14/--	Purdue	W, 84-67
3/2	11/--	Michigan State	L, 81-83
3/4	11/10	at Michigan	L, 96-119
3/8	15/4	at Illinois	L, 94-118
3/11	15/6	Indiana	W, 87-70

**NCAA Tournament (East)**

3/17		vs. Rutgers	W, 87-73
3/19	15/17	vs. N.C. State##	L, 96-102

**1989-90 (12-16, 4-14 Big Ten/8th)**

Pos.	#	Starters	Ppg
F	45	Michael Ingram (Sr.)	5.4
F	34	Wade Lookingbill (So.)	6.7
C	51	Les Jepsen (Sr.)	14.9
G	24	James Moses (So.)	13.0
G	11	Troy Skinner (So.)	5.0
Reserves			
F	50	Matt Bullard (Sr.)	11.4
C	55	Acie Earl (Fr.)	6.0
F	15	Rodell Davis (So.)	4.1

Date	AP Rank UI/Opp	Opponent	Result
11/24		Texas Southern	W, 80-64
11/28		Drake	W, 68-54

**Hawkeye Invitational**

12/1		Ohio University	W, 75-49
12/2		UC-Santa Barbara	W, 85-79

12/7		at Iowa State	W, 89-87
12/9	--/17	North Carolina	W, 87-74
12/18	21/--	Drexel	W, 59-50
12/23	16/13	at UNLV	L, 80-97
12/30	18/--	Monmouth (NJ)	W, 55-46
1/3	20/--	at Northern Iowa	L, 74-77
1/6		Ohio State	L, 73-79
1/11		at Wisconsin#	L, 69-73
1/13		at Michigan State	L, 80-87
1/18	--/14	Indiana	L, 79-83
1/20	--/6	Michigan#	W, 78-76
1/25	--/21	at Minnesota	L, 72-84
1/27	--/13	at Purdue	L, 59-80
1/29	--/11	Illinois	W, 69-67
2/3		Northwestern	W, 98-80
2/8		at Ohio State	L, 80-98
2/10		Wisconsin	L, 71-80
2/12	--/21	Michigan State	L, 70-80
2/17		at Indiana	L, 71-118
2/22		at Northwestern	L, 66-72
2/24	--/18	Minnesota	L, 80-102
2/28	--/9	Purdue	W, 64-63
3/4	--/18	at Illinois	L, 85-118
3/10		at Michigan	L, 96-127

**1990-91 (21-11, 9-9 Big Ten/T-5th)**

Pos.	#	Starters	Ppg
F	40	Chris Street (Fr.)	5.0
F	24	James Moses (Jr.)	12.0
C	55	Acie Earl (So.)	16.3
G	20	Val Barnes (So.)	11.5
G	11	Troy Skinner (Jr.)	7.7
Reserves			
F	15	Rodell Davis (Jr.)	7.9
G	10	Kevin Smith (Fr.)	5.0
F	42	Jay Webb (So.)	4.8

Date	AP Rank UI/Opp	Opponent	Result
11/15	--/19	Temple	W, 73-71
11/17		at Notre Dame	L, 68-77
11/27		at Drake	W, 80-61

**Hawkeye Invitational**

11/30		Colgate	W, 80-59
12/1		Creighton	W, 83-77

12/4		Northern Iowa	W, 72-68
12/8		Iowa State	W, 75-73
12/15		Maryland-Baltimore County	W, 98-81
12/18		Chicago State	W, 93-70
12/22	--/5	UCLA	W, 88-71
12/28	23/--	at Hawaii-Hilo	W, 78-65
12/30	23/--	at Chaminade	W, 104-64
1/3	22/6	at Ohio State	L, 59-63
1/5	22/25	Michigan State	W, 79-66
1/10	22/--	Michigan	W, 79-78
1/12	22/--	at Minnesota	L, 77-79
1/17	24/--	at Wisconsin	L, 79-91
1/19	24/3	Indiana	L, 79-99
1/28		at Illinois	L, 50-53
1/31		at Purdue	W, 78-69
2/2		Northwestern	W, 82-66
2/7	--/25	at Michigan State	W, 71-67
2/9		at Michigan	L, 70-84
2/14		Minnesota	W, 82-69
2/16		Wisconsin	L, 55-56
2/21	--/4	at Indiana#	W, 80-79
2/23		Illinois	L, 74-79
3/2		Purdue	L, 65-70
3/7		at Northwestern	W, 79-76
3/10	--/2	Ohio State	W, 80-69

**NCAA Tournament (Midwest)**

3/14		vs. East Tennessee State	W, 76-73
3/16	--/6	vs. Duke	L, 70-85

**1991-92 (19-11, 10-8 Big Ten/5th)**

Pos.	#	Starters	Ppg
F	40	Chris Street (So.)	10.6
F	24	James Moses (Sr.)	13.9
C	55	Acie Earl (Jr.)	19.5
G	20	Val Barnes (Jr.)	11.5
G	10	Kevin Smith (So.)	5.4
Reserves			
F	15	Rodell Davis (Sr.)	5.0
F	34	Wade Lookingbill (Jr.)	4.7
G	11	Troy Skinner (Sr.)	4.1

Date	AP Rank UI/Opp	Opponent	Result
11/23	21/--	Maryland-Eastern Shore	W, 101-45
11/26	21/--	Western Illinois	W, 95-58
12/3	21/--	Drake	W, 83-56

**Hawkeye Invitational**

12/6	21/--	Army	W, 74-39
12/7	21/--	Louisiana Tech	W, 84-65

12/10	16/--	at Northern Iowa	W, 108-85
12/14	16/--	at Iowa State	L, 84-98

**Tampa Tribune Holiday Invitational**

12/27	23/--	vs. Butler (n)	W, 114-92
12/28	23/--	vs. South Florida (n)	L, 78-85
1/4		Centenary	W, 121-76
1/9	--/11	Michigan#	L, 77-80
1/11		at Purdue#	L, 69-77
1/15		Illinois	W, 74-69
1/19	--/4	at Ohio State	L, 81-85
1/22		at Northwestern	W, 78-71
1/29		Wisconsin	W, 73-66
2/1		Minnesota	W, 87-70
2/6	--/11	Michigan State	W, 77-63
2/9	--/6	at Indiana	L, 66-81
2/12	--/17	at Michigan	W, 80-68
2/18	--/6	Ohio State	W, 92-86
2/23		at Illinois#	L, 72-77
2/25		at Minnesota	W, 79-64
3/4		Indiana	L, 60-64
3/7		at Wisconsin	W, 70-65
3/11		Northwestern	W, 69-66
3/15	--/16	at Michigan State	L, 53-64

**NCAA Tournament (East)**

3/19		vs. Texas	W, 98-92
3/21	--/1	vs. Duke	L, 62-75



# IOWA BASKETBALL

2018 MEDIA GUIDE

### 1992-93 (23-9, 11-7 Big Ten/T-3rd)

Pos.	#	Starters	Ppg
F	34	Wade Lookingbill (Sr.)	7.4
F	23	James Winters (Jr.)	8.6
C	55	Acie Earl (Sr.)	16.9
G	20	Val Barnes (Sr.)	14.7
G	10	Kevin Smith (Jr.)	5.0

Reserves			
F	3	Kenyon Murray (Fr.)	6.7
F	52	Russ Millard (Fr.)	5.2
C	42	Jay Webb (Sr.)	4.2

Date	AP Rank UI/Opp	Opponent	Result
12/1	10/--	Mississippi Valley State	W, 100-69

### Hawkeye Invitational

12/4	10/--	Texas-Pan American	W, 85-29
12/5	10/--	Mississippi State	W, 69-54

12/8	8/--	Northern Iowa	W, 64-44
12/12	8/--	Iowa State	W, 78-51

### San Juan Shootout

12/20	8/--	vs. American University (n)	W, 101-47
12/21	8/--	vs. Eastern Michigan (n)	W, 103-66
12/22	8/--	vs. Southern Illinois (n)	W, 90-70

12/28	8/--	Texas Southern	W, 91-70
1/2	8/--	Central Conn. State	W, 104-58
1/4	8/--	at Drake	W, 80-65
1/6	8/5	at Indiana	L, 67-75
1/9	8/--	at Ohio State	L, 81-92
1/13	13/19	Minnesota	W, 84-77
1/16	13/3	at Duke	L, 56-65
1/28	11/--	at Michigan State#	W, 96-90
1/31	11/5	Michigan	W, 88-80
2/4	9/--	at Illinois	L, 77-78
2/6	9/1	Indiana	L, 66-73
2/13	13/--	at Minnesota	L, 85-91
2/16	20/--	Ohio State	W, 68-54
2/20	20/--	at Northwestern	W, 75-63
2/22	18/--	at Penn State	W, 74-58
2/24	18/--	Penn State	W, 58-38
2/27	18/--	Michigan State	W, 66-64
3/2	15/4	at Michigan	L, 73-82
3/6	15/24	at Purdue	L, 58-69
3/8	17/--	Northwestern	W, 56-50
3/10	17/--	Wisconsin	W, 91-65
3/13	17/--	Illinois	W, 63-53

### NCAA Tournament (Southeast)

3/19	17/--	vs. Northeast Louisiana	W, 82-69
3/21	17/12	vs. Wake Forest	L, 78-84

### 1993-94 (11-16, 5-13 Big Ten/T-10th)

Pos.	#	Starters	Ppg
F	4	Jess Settles (Fr.)	15.3
F	3	Kenyon Murray (So.)	12.3
F	23	James Winters (Sr.)	18.0
G	44	Jim Bartels (Jr.)	11.5
G	13	Mon'ter Gasper (So.)	4.8

Reserves			
F	52	Russ Millard (So.)	11.2
G	14	Chris Kingsbury (Fr.)	8.2
G	11	Kevin Skillett (Jr.)	2.0

Date	AP Rank UI/Opp	Opponent	Result
11/30		Drake	W, 90-86

### Hawkeye Invitational

12/3		Lehigh	W, 104-77
12/4		Long Beach State	W, 101-79

12/7		at Northern Iowa	W, 81-76
12/11		at Iowa State	L, 79-86
12/20		Dartmouth	W, 104-65
12/22	--/3	Duke	L, 76-79
12/29		at Cal-Irvine	L, 78-86
1/2		Eastern Illinois	W, 91-52
1/4		at Ohio State	L, 68-72

1/8	--/13	Michigan	L, 70-71
1/11	--/11	Indiana	L, 75-89
1/19		at Illinois	L, 90-105
1/22		Penn State	W, 81-70
1/26		at Northwestern	W, 86-76
1/29		at Michigan State	L, 84-87
2/2	--/22	Minnesota	W, 92-88
2/6	--/8	Purdue	L, 78-87
2/12	--/12	at Indiana	L, 91-93
2/16	--/7	at Michigan	L, 76-89
2/19		Illinois	W, 83-69
2/23		at Penn State	L, 80-89
2/26		Northwestern	L, 74-80
3/2		Michigan State	L, 72-80
3/5	--/18	at Minnesota###	L, 96-107
3/9		at Wisconsin	L, 71-95
3/12		Ohio State	W, 83-74

### 1994-95 (21-12, 9-9 Big Ten/T-7th)

Pos.	#	Starters	Ppg
F	4	Jess Settles (So.)	15.6
F	3	Kenyon Murray (Jr.)	11.5
F	44	Jim Bartels (Sr.)	11.2
G	14	Chris Kingsbury (So.)	16.8
G	5	Andre Woolridge (So.)	14.0

Reserves			
F	52	Russ Millard (Jr.)	5.2
F	42	Ryan Bowen (Fr.)	4.6
G	13	Mon'ter Gasper (Jr.)	3.9

Date	AP Rank UI/Opp	Opponent	Result
11/25		Morgan State	W, 126-79
11/29		at Drake	W, 103-68

### Hawkeye Invitational

12/2		Pepperdine	W, 99-63
12/3	--/14	Ohio University	W, 91-75

12/7		Northern Iowa	W, 80-48
12/10		Iowa State	L, 63-76
12/17		Long Island	W, 102-72
12/20		Western Carolina	W, 85-60
12/23		at BYU-Hawaii	W, 61-57

### Rainbow Classic

12/27	--/7	vs. Duke (n)	W, 81-71
12/29		vs. Hawai'i (n)	W, 84-82
12/30	--/3	vs. Arkansas (n)	L, 92-101

1/4	22/--	Indiana	W, 74-55
1/7	22/14	at Michigan State	L, 68-69
1/11	19/--	at Michigan##	L, 82-83
1/14	19/--	Purdue	L, 83-84
1/21		Wisconsin	W, 96-84
1/25		at Ohio State	W, 81-66
1/28		Minnesota	L, 54-55
2/1		Illinois	L, 74-79
2/4		at Penn State	L, 64-74
2/9		Northwestern	W, 116-77
2/11		at Illinois#	L, 97-104
2/15	--/24	at Minnesota	W, 74-70
2/18		Ohio State	W, 85-66
2/22		at Wisconsin	W, 84-77
3/1	--/17	at Purdue	L, 85-92
3/5		Michigan	W, 89-69
3/8	--/9	Michigan State	W, 79-78
3/12		at Indiana	L, 79-110

### National Invitation Tournament

3/15		vs. DePaul (n)	W, 97-86
3/21		Ohio University	W, 66-62
3/23		Penn State	L, 64-67

### 1995-96 (23-9, 11-7 Big Ten/4th)

Pos.	#	Starters	Ppg
F	3	Kenyon Murray (Sr.)	9.5
F	4	Jess Settles (Jr.)	15.1
C	52	Russ Millard (Sr.)	13.7
G	5	Andre Woolridge (Jr.)	13.1
G	13	Mon'ter Gasper (Sr.)	4.6

Reserves			
F	52	Ryan Bowen (So.)	5.5
F	44	J.R. Koch (Fr.)	3.4
G	14	Chris Kingsbury (Jr.)	11.9

Date	AP Rank UI/Opp	Opponent	Result
11/22	10/--	vs. Ohio University (n)	W, 78-51
11/24	10/6	vs. Connecticut (n) #	W, 101-95
11/25	10/--	vs. Duke (n)	L, 81-88
11/28	11/--	Drake	W, 98-66

### Super Chevy Shootout

12/1	11/--	East Tennessee State	W, 104-58
12/2	11/--	Colgate	W, 79-59

12/5	12/--	at Northern Iowa	W, 78-73
12/9	12/--	at Iowa State	W, 56-50
12/16	9/--	Texas Southern	W, 110-67
12/20	10/--	Western Illinois	W, 93-41
12/23	10/--	Morehead State	W, 82-57
12/28	10/--	at Colorado	W, 100-85
1/3	10/--	at Purdue+	L, 61-85
1/6	10/--	Minnesota	W, 92-63
1/10	11/--	Ohio State	W, 81-53
1/13	11/--	at Wisconsin	L, 71-80
1/18	16/--	Illinois	W, 82-79
1/20	16/--	at Michigan State	L, 60-62
1/28	22/16	Michigan	W, 70-61
1/30	16/--	at Indiana	L, 73-76
2/3	16/10	Penn State#	L, 87-95
2/7	19/--	at Northwestern	W, 88-77
2/11	19/--	Indiana	W, 76-50
2/13	19/--	at Michigan	W, 62-55
2/21	19/--	Michigan State	W, 83-47
2/24	18/--	at Illinois	L, 86-91
2/28	20/--	Wisconsin	W, 69-54
3/2	20/--	at Ohio State	W, 73-64
3/6	19/--	at Minnesota	L, 64-72
3/9	19/4	Purdue	W, 56-52

### NCAA Tournament (West)

3/15	19/--	vs. George Washington	W, 81-79
3/17	19/11	vs. Arizona	L, 73-87

### 1996-97 (22-10, 12-6 Big Ten/T-2nd)

Pos.	#	Starters	Ppg
F	42	Ryan Bowen (Jr.)	11.8
G	45	Darryl Moore (Jr.)	5.2
C	13	Guy Rucker (Fr.)	10.6
G	32	Kent McCausland (So.)	8.6
G	5	Andre Woolridge (Sr.)	20.2

Reserves			
F	44	J.R. Koch (So.)	8.0
F	4	Jess Settles (Jr.)	11.3
G	24	Ryan Luehrsmann (Fr.)	3.5

Date	AP Rank UI/Opp	Opponent	Result
11/22	23/--	vs. Western Illinois (n)	W, 81-66

### Maui Invitational

11/25		vs. California (n)	L, 59-75
11/26		vs. LSU (n) +	L, 60-70
11/27		at Chaminade	W, 67-37

12/3		at Drake	W, 79-59
------	--	----------	----------

### Super Chevy Shootout

12/6		Grambling State	W, 93-73
12/7		LaSalle	W, 65-60

12/10		Northern Iowa	W, 72-63
12/14	--/6	Iowa State	L, 74-81



12/21	Missouri	W, 88-77
12/27	Austin Peay	W, 90-58
12/29	Cal-Northridge	W, 90-65
1/2	Northwestern	W, 72-55
1/4	at Penn State	W, 69-57
1/7	at Purdue	W, 59-56
1/11	Wisconsin	W, 78-53
1/15	Ohio State	W, 76-62
1/19	--/18 at Michigan	L, 71-79
1/23	--/8 at Minnesota	L, 51-66
1/29	Illinois	W, 82-65
2/4	25/24 Indiana	W, 75-67
2/9	at Illinois	L, 51-66
2/12	at Michigan State	L, 67-69
2/15	--/3 Minnesota	L, 66-68
2/20	--/18 Michigan	W, 80-75
2/22	at Ohio State	W, 69-56
2/26	at Wisconsin	L, 48-49
3/1	Purdue	W, 84-62
3/5	Penn State	W, 81-55
3/8	at Northwestern	W, 75-59

**NCAA Tournament (West)**

3/13	vs. Virginia	W, 73-60
3/15	--/6 vs. Kentucky	L, 69-75

**1997-98 (20-11, 9-7 Big Ten/T-5th)**

Pos.	#	Starters	Ppg
F	23	Ricky Davis (Fr.)	15.0
F	45	Darryl Moore (Sr.)	7.1
C	42	Ryan Bowen (Sr.)	14.4
G	20	Dean Oliver (Fr.)	8.8
G	32	Kent McCausland (Jr.)	9.6

**Reserves**

F	44	J.R. Koch (Jr.)	6.9
C	13	Guy Rucker (So.)	6.9
G	24	Ryan Luehrsmann (So.)	4.0
G	30	Kyle Galloway (Fr.)	4.2

Date	AP Rank UI/Opp	Opponent	Result
11/14	15/--	Chicago State	W, 105-60
11/16	15/--	North Texas	W, 112-64
11/29	14/--	Long Island	W, 101-69
12/2	10/--	Drake	W, 90-60

**Super Chevy Shootout**

12/5	10/--	Rice	W, 81-52
12/6	10/--	Weber State	W, 81-56
12/9	10/--	at Northern Iowa	L, 78-84
12/13	10/--	at Iowa State	W, 60-59

**San Juan Christmas Shootout**

12/21	15/--	vs. Puerto Rico-Mayaguez (n)	W, 96-37
12/22	15/--	vs. Southern Mississippi (n)	W, 82-58
12/23	15/--	vs. St. Bonaventure (n)	W, 81-67
12/28	15/--	Bucknell	W, 91-52
12/31	14/--	at Indiana	W, 89-76
1/3	11/--	Northwestern	W, 91-57
1/8	11/--	Illinois	L, 64-76
1/14	13/--	at Ohio State	W, 61-46
1/18	13/--	at Minnesota	W, 82-69
1/21	10/--	Michigan State	L, 57-78
1/24	10/--	at Missouri#	L, 79-80
1/28	16/--	at Penn State	L, 65-67
2/1	16/19	Michigan	L, 66-80
2/3	24/--	at Wisconsin	W, 79-76
2/7	24/16	at Michigan State	L, 64-75
2/12		Minnesota	L, 71-73
2/14		Ohio State	W, 82-70
2/18	--/5	Purdue	W, 88-69
2/22	--/23	at Illinois	L, 72-79
2/25		at Northwestern	W, 75-55
2/28		Indiana	W, 84-70

**Big Ten Tournament**

3/6	vs. Michigan (n)	L, 66-77
-----	------------------	----------

**National Invitation Tournament**

3/11	Georgia	L, 93-100
------	---------	-----------

**1998-99 (20-10, 9-7 Big Ten/T-3rd)**

Pos.	#	Starters	Ppg
F	4	Jess Settles (Sr.)	9.8
F	3	Jason Bauer (Sr.)	2.6
C	44	J.R. Koch (Sr.)	10.4
G	20	Dean Oliver (So.)	11.9
G	32	Kent McCausland (Sr.)	8.6

**Reserves**

F	13	Guy Rucker (Jr.)	6.7
C	14	Jacob Jaacks (Jr.)	6.8
G	34	Joey Range (Fr.)	7.8
G	14	Ryan Luehrsmann (Jr.)	5.8

Date	AP Rank UI/Opp	Opponent	Result
11/15		vs. Western Illinois (n)	W, 74-63
11/19		Northern Iowa	W, 83-67
11/25		Creighton	L, 73-75
12/1		at Drake	W, 78-74

**Hawkeye Invitational**

12/4		South Alabama	W, 82-58
12/5		Detroit Mercy	W, 61-60

12/8	--/10	at Kansas	W, 85-81
12/12		Iowa State	W, 74-54
12/19	25/--	Missouri	W, 82-68
12/23	21/--	Coppin State	W, 87-73
12/31	21/8	Indiana	W, 67-52
1/3	21/--	at Northwestern	W, 52-48
1/7	17/11	Illinois	W, 84-62
1/12	12/21	at Ohio State	W, 71-68
1/16	12/19	at Minnesota	L, 70-75
1/21	14/11	at Michigan State	L, 65-80
1/23	14/15	Wisconsin	L, 52-72
1/27	16/--	Penn State	W, 84-74
1/30	16/--	at Michigan	W, 81-68
2/4	14/18	at Purdue	L, 75-90
2/6	14/8	Michigan State	L, 81-95
2/10	19/22	Minnesota	W, 76-73
2/13	19/13	Ohio State	L, 69-73
2/21	20/--	at Illinois	W, 78-72
2/23	18/--	Northwestern	W, 65-48
2/27	18/20	at Indiana	L, 81-88

**Big Ten Tournament**

3/5	20/19	vs. Wisconsin (n)	L, 60-74
-----	-------	-------------------	----------

**NCAA Tournament (West)**

3/11	20/--	vs. UAB	W, 77-64
3/13	20/22	vs. Arkansas	W, 82-72
3/18	20/3	vs. Connecticut	L, 68-78

### Coach Steve Alford

**1999-2000 (14-16, 6-10 Big Ten/T-8th)**

Pos.	#	Starters	Ppg
F	1	Rob Griffin (Jr.)	14.4
F	23	Duez Henderson (So.)	7.4
C	14	Jacob Jaacks (Sr.)	10.6
G	20	Dean Oliver (Jr.)	12.9
G	32	Ryan Luehrsmann (Sr.)	6.6

**Reserves**

G	30	Kyle Galloway (So.)	6.1
F	25	Rod Thompson (So.)	3.4
F	13	Joe Fermino (Jr.)	2.3
G	11	Jason Price (Sr.)	1.9

Date	AP Rank UI/Opp	Opponent	Result
11/11	--/1	vs. Connecticut (n)	W, 70-68
11/12		vs. Stanford (n)	L, 58-72
11/21	22/--	Eastern Illinois	W, 95-79
11/27	23/--	at Creighton	L, 76-85
11/30	--/24	vs. Maryland (n)	L, 65-83

**Gazette Hawkeye Challenge**

12/3		Texas Southern	W, 73-51
12/4		Ohio University	W, 86-66

12/7		at Northern Iowa	W, 67-59
12/11		at Iowa State	L, 66-59

12/18		at Missouri	L, 61-72
12/28		Drake##	W, 83-76
1/5		Northwestern	W, 58-52
1/8	--/11	Michigan State	L, 53-75
1/12		at Minnesota	L, 82-85
1/15		at Penn State	L, 61-73
1/18	--/11	at Indiana	L, 71-74
1/22		Michigan	W, 83-78
1/26		Illinois	L, 58-69
1/29		at Wisconsin	W, 61-55
2/3	--/15	Kansas	W, 77-69
2/5		Purdue	L, 58-84
2/9	--/5	at Ohio State	W, 67-64
2/12		at Illinois	L, 50-78
2/16	--/25	at Purdue	L, 59-67
2/23		Wisconsin	L, 45-54
2/27		Minnesota	W, 71-59
3/1		at Michigan	L, 78-87
3/4		Penn State	W, 86-83

**Big Ten Tournament**

3/9		vs. Minnesota	W, 81-78
3/10	--/5	vs. Michigan State	L, 65-75

**2000-01 (23-12, 7-9 Big Ten/T-6th)**

Pos.	#	Starters	Ppg
F	32	Reggie Evans (Jr.)	15.1
G	20	Dean Oliver (Sr.)	13.9
G	24	Luke Recker (Jr.)	18.1
F	23	Duez Henderson (Jr.)	6.3
F	4	Glen Worley (Fr.)	7.5

**Reserves**

G	11	Brody Boyd (Fr.)	5.8
C	5	Jared Reiner (Fr.)	3.1
G	2	Ryan Hogan (Jr.)	7.2

Date	AP Rank UI/Opp	Opponent	Result
11/19		UW-Milwaukee	W, 83-79
11/21		at Drake	W, 73-71
11/28		Georgia Tech	W, 85-67

**Gazette Hawkeye Challenge**

12/1		Tennessee-Chattanooga	W, 79-60
12/2		Tulsa	W, 66-65

12/5		Northern Iowa	W, 74-42
12/9		Iowa State	W, 80-68
12/16	22/--	Missouri##	W, 99-94
12/19	19/--	Centenary	W, 72-52
12/23	19/--	at Kansas State	L, 78-86

**Rainbow Classic**

12/28	23/--	vs. Detroit-Mercy (n)	W, 69-68
12/29	23/6	vs. Tennessee (n)	L, 68-80
12/30	23/--	vs. Saint Louis (n)	W, 68-56

1/6		at Penn State	W, 86-85
1/11	--/7	Illinois	W, 78-62
1/13		at Purdue	W, 83-73
1/16	14/--	at Wisconsin	L, 54-67
1/20	14/--	Michigan	L, 69-70
1/24	21/--	at Minnesota	W, 87-74
1/27	21/--	Indiana	W, 71-66
1/31	18/--	Minnesota	W, 64-55
2/7	14/--	Ohio State	L, 68-69
2/10	14/--	at Northwestern	L, 61-69
2/14	25/--	at Michigan	L, 85-95
2/18	25/5	at Michigan State	L, 70-94
2/21		Purdue#	W, 78-72
2/24	--/3	at Illinois	L, 63-89
3/1		Penn State	L, 73-78
3/3	--/22	Wisconsin	L, 57-59

**Big Ten Tournament**

3/8		vs. Northwestern (n)	W, 72-55
3/9	--/24	vs. Ohio State (n)	W, 75-66
3/10		vs. Penn State (n)	W, 94-74
3/11		vs. Indiana (n)	W, 63-61

**NCAA Tournament (East)**

3/15		vs. Creighton	W, 69-56
3/17	--/15	vs. Kentucky	L, 79-92



# IOWA BASKETBALL

2018 MEDIA GUIDE

## 2001-02 (19-16, 5-11 Big Ten/T-8th)

Pos.	#	Starters	Ppg
F	32	Reggie Evans (Sr.)	15.4
C	53	Sean Sonderleiter (So.)	2.2
G	1	Chauncey Leslie (Sr.)	6.1
G	3	Pierre Pierce (Fr.)	7.1
G	24	Luke Recker (Sr.)	17.1
<b>Reserves</b>			
F	4	Glen Worley (So.)	7.3
F	23	Duez Henderson (Sr.)	4.5
C	5	Jared Reiner (So.)	3.1
G	11	Brody Boyd (So.)	3.9
G	2	Ryan Hogan (Sr.)	5.3

Date	AP Rank UI/Opp	Opponent	Result
11/13	9/--	Maryland Eastern Shore	W, 89-59
11/14	9/--	Boston University	W, 90-61
11/17	9/--	Louisiana Tech	W, 75-67

## Guardians Classic

11/20	9/12	vs. Memphis (n)	W, 75-71
11/21	9/5	vs. Missouri (n)	L, 77-78

11/27	7/1	vs. Duke (n)	L, 62-80
-------	-----	--------------	----------

## Gazette Hawkeye Challenge

11/30	7/--	Alabama State	W, 73-64
12/1	7/--	SMU	W, 86-69

12/4	12/--	at Northern Iowa	L, 76-78
12/8	12/--	at Iowa State	W, 78-53
12/12	15/--	Drake	W, 101-59
12/15	15/2	at Missouri	W, 83-65
12/22	12/--	Kansas State	W, 89-70
12/28	9/--	Mercer	W, 77-43
1/2	9/--	Wisconsin	W, 69-57
1/5	9/--	at Ohio State	L, 62-72
1/9	13/--	Northwestern	W, 70-60
1/13	13/--	Indiana	L, 66-77
1/15	17/11	at Illinois	L, 66-77
1/19	17/--	at Northwestern	L, 50-63
1/22		Michigan State	W, 75-71
1/26		at Purdue	L, 68-73
2/2		Penn State	W, 81-64
2/5		at Indiana	L, 51-79
2/9		Minnesota	L, 78-86
2/13		at Penn State	L, 65-71
2/16	--/23	Ohio State	L, 66-72
2/19		at Wisconsin	L, 56-64
2/23		Michigan	W, 75-56
3/2		at Michigan State	L, 79-93

## Big Ten Tournament

3/7		vs. Purdue (n)	W, 87-72
3/8		vs. Wisconsin (n)	W, 58-56
3/9	--/23	vs. Indiana (n)	W, 62-60
3/10	--/21	vs. Ohio State (n)	L, 64-81

## National Invitation Tournament

3/13		LSU	L, 61-63
------	--	-----	----------

## 2002-03 (17-14, 7-9 Big Ten/T-8th)

Pos.	#	Starters	Ppg
F	4	Glen Worley (Sr.)	10.9
F	44	Greg Brunner (Fr.)	7.5
C	5	Jared Reiner (Sr.)	9.7
G	1	Chauncey Leslie (Sr.)	15.8
G	2	Jeff Horner (Fr.)	8.2
<b>Reserves</b>			
F	53	Sean Sonderleiter (Sr.)	8.5
G	11	Brody Boyd (Sr.)	9.7

Date	AP Rank UI/Opp	Opponent	Result
11/24		Florida Atlantic	W, 79-52
11/26		at Drake	W, 50-49
11/30		Tennessee State	W, 84-51
12/2		at Florida State	L, 67-80

## Gazette Hawkeye Challenge

12/6		Montana State	W, 65-44
12/7		Southern Mississippi	W, 65-63

12/10		Northern Iowa	W, 63-54
12/13		Iowa State	L, 69-73
12/22		Liberty	W, 87-49
12/28		at Tulsa	W, 73-67
1/4		Missouri	L, 82-88
1/8		at Northwestern	W, 68-63
1/11	--/25	Michigan State	W, 68-64
1/15	--/8	Illinois	W, 68-61
1/22		at Wisconsin	L, 61-74
1/25		Ohio State	L, 72-83
2/1		Purdue#	L, 77-80
2/5		at Penn State	W, 75-55
2/8		at Michigan	L, 62-70
2/12		at Minnesota	L, 64-77
2/15		Penn State	W, 84-71
2/19		Indiana	L, 63-79
2/22		Wisconsin	L, 53-61
2/25		at Ohio State	W, 71-64
3/1		at Indiana#	L, 88-91
3/5		at Michigan State	L, 54-82
3/8		Northwestern	W, 77-61

## Big Ten Tournament

3/13		vs. Ohio State (n)	L, 64-66
------	--	--------------------	----------

## National Invitation Tournament

3/17		Valparaiso	W, 62-60
3/21		at Iowa State	W, 54-53
3/24		Georgia Tech	L, 78-79

## 2003-04 (16-13, 9-7 Big Ten/4th)

Pos.	#	Starters	Ppg.
F	4	Glen Worley (Sr.)	8.1
F	44	Greg Brunner (So.)	10.9
G	2	Jeff Horner (So.)	13.0
G	3	Pierre Pierce (Sr.)	16.1
G	11	Brody Boyd (Sr.)	11.1
<b>Reserves</b>			
C	5	Jared Reiner (Sr.)	10.5
G	30	Kurt Spurgeon (Sr.)	0.9
C	34	Erek Hansen (So.)	2.1

Date	AP Rank UI/Opp	Opponent	Result
11/23		UNC-Asheville	W, 107-80
11/25		Drake	W, 74-56
11/29	--/17	vs. Louisville# (n)	W, 70-69
12/2		UW-Green Bay	W, 82-56

## Gazette Hawkeye Challenge

12/5		Eastern Washington	W, 70-54
12/6		Northern Illinois	W, 65-57

12/9	24/--	at Northern Iowa	L, 66-77
12/22		vs. Texas Tech (n)	L, 59-65
12/30		Eastern Illinois	W, 71-62
1/3	--/23	at Missouri	L, 56-76
1/7	--/24	Purdue	W, 71-61
1/10		Northwestern	L, 68-77
1/13		at Minnesota	W, 83-68
1/17	--/25	at Illinois	L, 82-88
1/21		at Iowa State	L, 76-84
1/24		Ohio State	W, 79-65
1/28		at Michigan	L, 84-90
1/31		Penn State	W, 77-58
2/4		at Michigan State	L, 72-89
2/7		at Indiana##	W, 84-82
2/11	--/17	Wisconsin	L, 52-54
2/14		Michigan	W, 69-61
2/18		at Ohio State	W, 78-67
2/25	--/23	Illinois	L, 59-78
2/28		Minnesota	W, 66-62
3/3		at Northwestern	L, 49-51
3/6		at Purdue	W, 63-62

## Big Ten Tournament

3/12		vs. Michigan (n)	L, 70-79
------	--	------------------	----------

## National Invitation Tournament

3/17		at Saint Louis	L, 69-70
------	--	----------------	----------

## 2004-05 (21-12, 7-9 Big Ten/7th)

Pos.	#	Starters	Ppg.
F	44	Greg Brunner (Sr.)	14.7
C	34	Erek Hansen (Sr.)	4.8
G	1	Adam Haluska (So.)	14.2
G	2	Jeff Horner (Sr.)	14.0
G	35	Mike Henderson (So.)	4.9
<b>Reserves</b>			
F	23	Doug Thomas	4.6
G	25	Carlton Reed	2.6
F	5	Alex Thompson	1.6

Date	AP Rank UI/Opp	Opponent	Result
11/19		Western Illinois	W, 85-62

## EA Sports Maui Invitational

11/22	--/12	vs. Louisville (n)	W, 76-71
11/23	--/15	vs. Texas (n)	W, 82-80
11/24	--/11	vs. North Carolina (n)	L, 92-106

11/30	23/--	Drake	W, 91-75
-------	-------	-------	----------

## Gazette Hawkeye Challenge

12/3	23/--	Centenary	W, 88-53
12/4	23/--	UNC Greensboro	W, 83-58

12/7	17/--	Northern Iowa	W, 76-73
12/10	17/--	Iowa State	W, 70-63
12/18	16/--	Western Carolina	W, 88-75
12/21	17/--	vs. Texas Tech (n)	W, 83-53
12/28	16/--	Air Force	W, 73-63
12/31	16/--	Saint Louis	W, 67-58
1/5	14/--	Michigan	L, 63-65
1/8	14/--	at Ohio State	L, 69-81
1/15	24/--	Minnesota	W, 66-60
1/20	23/1	at Illinois#	L, 68-73
1/22	23/--	Purdue	W, 71-57
1/26	23/--	at Northwestern#	L, 74-75
1/29	23/--	Indiana	W, 72-57
2/5	--/12	Michigan State	L, 64-75
2/9	--/20	at Wisconsin	L, 69-72
2/12		Northwestern	W, 64-54
2/16		at Purdue	L, 63-66
2/19	--/1	Illinois	L, 65-75
2/23		at Minnesota	L, 57-65
2/26		at Penn State	W, 78-56
3/2		Ohio State	W, 74-72
3/5		at Michigan#	W, 74-72

## Big Ten Tournament

3/10		vs. Purdue (n)	W, 71-52
3/11	--/13	vs. Michigan State (n)	W, 71-69
3/12	--/23	vs. Wisconsin (n)	L, 56-59

## NCAA Tournament (Indianapolis, IN)

3/17	--/21	vs. #23 Cincinnati	L, 64-76
------	-------	--------------------	----------

## 2005-06 (25-9, 11-5 Big Ten/T-2nd)

Pos.	#	Starters	Ppg.
F	44	Greg Brunner (Sr.)	14.1
C	34	Erek Hansen (Sr.)	6.7
G	1	Adam Haluska (Sr.)	13.9
G	2	Jeff Horner (Sr.)	13.6
G	35	Mike Henderson (Sr.)	7.6
<b>Reserves</b>			
C	23	Doug Thomas (Sr.)	4.6
G	11	Tony Freeman (Fr.)	3.4
F	5	Alex Thompson (Fr.)	2.0

Date	AP Rank UI/Opp	Opponent	Result
11/14	20/--	MD-Eastern Shore	W, 86-41
11/15	20/--	Colgate	W, 73-51

## Guardians Classic

11/21	18/7	vs. Kentucky (n)	W, 67-63
11/22	18/2	vs. Texas (n)	L, 59-68

11/26	18/--	Texas-San Antonio	W, 79-46
11/30	14/24	NC State	W, 45-42



**Hawkeye Challenge**

12/2	14/--	Fairfield	W, 75-59
12/3	14/--	Valparaiso	W, 72-59
12/6	12/--	at Northern Iowa#	L, 63-67
12/9	12/--	at Iowa State	L, 60-72
12/17	22/--	Arizona State	W, 62-43
12/20	25/--	Drake	W, 65-60
12/22	25/--	Robert Morris	W, 73-51
12/30		at Saint Louis	W, 60-50
1/5		at Wisconsin	L, 52-66
1/7		Illinois	W, 63-48
1/14		at Penn State	W, 80-76
1/18	23/--	Minnesota###	W, 76-72
1/21	23/--	at Michigan State	L, 55-85
1/24	--/13	Indiana	W, 73-60
1/28	--/16	Ohio State	W, 67-62
2/1	23/--	at Purdue	W, 77-68
2/4	23/21	Michigan	W, 94-66
2/8	18/--	at Northwestern	L, 48-51
2/11	18/24	at Indiana	W, 70-67
2/14	18/16	Michigan State	W, 66-54
2/18	18/--	at Minnesota	L, 61-74
2/25	20/--	at Illinois	L, 59-71
3/1	23/--	Penn State	W, 65-38
3/4	23/--	Wisconsin	W, 59-44

**Big Ten Tournament**

3/10	20/--	vs. Minnesota (n)	W, 67-57
3/11	20/--	vs. Michigan State (n)	W, 53-48
3/12	20/7	vs. Ohio State (n)	W, 67-60

**NCAA Tournament (Auburn Hills, MI)**

3/17	20/--	vs. Northwestern State (n)	L, 63-64
------	-------	----------------------------	----------

**2006-07 (17-14, 9-7 Big Ten/T-4th)**

Pos.	#	Starters	Ppg.
F	34	Tyler Smith (Fr.)	14.9
F	44	Cyrus Tate (So.)	4.2
C	52	Kurt Looby (Jr.)	3.8
G	1	Adam Haluska (Sr.)	20.5
G	11	Tony Freeman (So.)	7.5

Reserves			
G	35	Mike Henderson (Sr.)	5.8
C	53	Seth Gorney (Jr.)	5.5
G	24	Justin Johnson (Jr.)	5.4

**AP Rank**

Date	UI/Opp	Opponent	Result
11/13		The Citadel	W, 75-53

**Paradise Jam**

11/17		vs. Toledo (n)	W, 78-65
11/19	--/10	vs. Alabama (n)	L, 60-72
11/20		vs. Villanova (n)	L, 60-89
11/25		at Arizona State	L, 64-67
11/29		at Virginia Tech	L, 65-69

**Hawkeye Challenge**

12/1		Texas-Pan American	W, 62-46
12/2		Coppin State	W, 83-67
12/5		Northern Iowa	L, 55-57
12/8		Iowa State	W, 77-59
12/16		at Drake	L, 59-75
12/20		Georgia State	W, 101-59
12/23		Texas Southern	W, 90-63
12/30		Cornell	W, 65-50
1/4		Michigan State	W, 62-60
1/10		at Illinois	L, 70-74
1/13		Minnesota	W, 60-49
1/16		at Indiana	L, 64-71
1/20		at Ohio State	L, 63-82
1/24		Penn State	W, 79-63
1/28	--/2	Wisconsin	L, 46-57
1/31		at Michigan	W, 69-62
2/3		Indiana	W, 81-75
2/7		at Minnesota	W, 91-78
2/10	--/4	at Wisconsin	L, 62-74
2/15		Northwestern	W, 66-58
2/17		at Michigan State	L, 49-81

2/21		Purdue	W, 78-59
2/28		at Penn State	L, 72-74
3/3		Illinois	W, 60-53

**Big Ten Tournament**

3/9		vs. Purdue (n)	L, 55-74
-----	--	----------------	----------

**Coach Todd Lickliter**

**2007-08 (13-19, 6-12 Big Ten/8th)**

Pos.	#	Starters	Ppg.
F	44	Cyrus Tate (Jr.)	8.3
F	53	Seth Gorney (Sr.)	4.3
G	11	Tony Freeman (Jr.)	13.8
G	24	Justin Johnson (Sr.)	11.8
G	32	Jake Kelly (Fr.)	7.3

Reserves			
G	30	Jeff Peterson (Fr.)	5.2
F	52	Kurt Looby (Sr.)	3.2

**AP Rank**

Date	UI/Opp	Opponent	Result
11/9		Idaho State	W, 58-43
11/14		Northern Colorado	W, 59-47
11/18		Florida Gulf Coast	W, 62-49
11/20		Maryland-Eastern Shore	W, 65-48

**South Padre Island Invitational**

11/23		vs. Bradley (n)	L, 56-67
11/24		vs. Utah State (n)	L, 62-75
11/26		Wake Forest	L, 47-56

**Hawkeye Challenge**

11/30		Louisiana-Monroe#	L, 67-72
12/1		Eastern Illinois	W, 57-45
12/5		at Northern Iowa	W, 62-55
12/8		at Iowa State	L, 47-56
12/14		Drake	L, 51-56
12/29		Southeastern Louisiana	W, 57-50
1/2	--/11	Indiana	L, 76-79
1/5	--/25	at Wisconsin	L, 51-64
1/9		at Ohio State	L, 48-79
1/12	--/6	Michigan State	W, 43-36
1/16		Purdue	L, 62-67
1/19		at Michigan	W, 68-60
1/23	--/7	at Indiana	L, 43-65
1/26		Penn State	W, 64-49
1/30		at Purdue	L, 50-51
2/2		Ohio State	W, 53-48
2/6	--/8	Wisconsin	L, 54-60
2/9		at Minnesota	L, 50-63
2/14		Michigan	L, 52-60
2/19		Northwestern	W, 53-51
2/23	--/19	at Michigan State	L, 52-66
2/27		at Penn State	L, 64-65
3/1		Illinois	L, 47-58
3/4		at Northwestern	W, 67-62

**Big Ten Tournament**

3/13		vs. Michigan (n)	L, 47-55
------	--	------------------	----------

**2008-09 (15-17, 5-13 Big Ten/10th)**

Pos.	#	Starters	Ppg.
F	44	Cyrus Tate (Sr.)	7.0
F	24	Aaron Fuller (Fr.)	4.0
G	5	Matt Gatens (Fr.)	10.8
G	30	Jeff Peterson (So.)	10.6
G	32	Jake Kelly (So.)	11.6

Reserves			
F	50	Jarryd Cole (So.)	3.2
G	1	Anthony Tucker (Fr.)	10.4
G	15	Devan Bawinkel (Jr.)	4.8

**AP Rank**

Date	UI/Opp	Opponent	Result
11/15		Charleston Southern	W, 68-48
11/17		Texas-San Antonio	W, 73-67
11/20		at The Citadel	W, 70-48
11/23		Oakland	W, 66-57
11/25		Southeast MO State	W, 75-41

**Las Vegas Invitational**

11/28		vs. West Virginia (n)	L, 68-87
11/29		vs. Kansas State (n)	W, 65-63
12/2		at Boston College	L, 55-57
12/5		Bryant University	W, 61-36
12/9		Northern Iowa	W, 65-46
12/12		Iowa State	W, 73-57
12/20		at Drake	L, 43-60
12/27		Western Illinois	W, 58-43
12/31	--/24	at Ohio State	L, 65-68
1/3		Indiana	W, 65-60
1/8	--/22	Minnesota	L, 49-52
1/11		at Michigan	L, 49-64
1/18	--/19	at Purdue	L, 53-75
1/21		Wisconsin#	W, 73-69
1/24		at Penn State	L, 59-63
1/29	--/9	Michigan State	L, 56-71
2/1	--/19	at Illinois	L, 54-62
2/4		at Indiana	L, 60-68
2/7		Northwestern	W, 56-51
2/11		at Wisconsin	L, 52-69
2/14	--/20	Purdue	L, 45-49
2/22		Michigan#	W, 70-60
2/25	--/9	at Michigan State	L, 54-62
2/28		at Northwestern	L, 49-55
3/3		Ohio State	L, 58-60
3/7		Penn State##	W, 75-67

**Big Ten Tournament**

3/12		vs. Michigan (n)	L, 45-73
------	--	------------------	----------

**2009-10 (10-21, 4-14 Big Ten/9th)**

Pos.	#	Starters	Ppg.
F	24	Aaron Fuller (So.)	9.7
F	25	Eric May (Fr.)	9.0
C	50	Jarryd Cole (Jr.)	8.1
G	5	Matt Gatens (So.)	12.3
G	3	Cully Payne (Fr.)	8.7

Reserves			
F	44	Brennan Coughill (Fr.)	4.0
G	34	John Lickliter (Fr.-RS)	1.9
G	15	Devan Bawinkel (Sr.)	3.1

**AP Rank**

Date	UI/Opp	Opponent	Result
11/15		Texas-San Antonio	L, 50-62
11/17		Duquesne	L, 50-52
11/20		Bowling Green	W, 68-46

**CBE Classic**

11/23	--/3	vs. Texas (n)	L, 60-85
11/24		vs. Wichita State (n)	L, 57-74

11/28		NC Central	W, 73-63
12/1		Virginia Tech	L, 64-70
12/5		Prairie View A&M	W, 80-51
12/8		at Northern Iowa	L, 50-67
12/11		at Iowa State	L, 71-81
12/19		Drake	W, 71-67
12/21		South Carolina State	W, 82-69
12/29	--/4	Purdue	L, 58-67
1/2		Minnesota	L, 74-86
1/5		at Illinois	L, 42-59
1/9	--/10	Michigan State	L, 53-71
1/12		Tennessee State	W, 67-62
1/16		Penn State	W, 67-64
1/20	--/6	at Michigan State	L, 63-70
1/24		at Indiana	W, 58-43
1/27	--/20	Ohio State	L, 57-65
1/30		at Michigan	L, 46-60
2/3		Illinois	L, 49-57
2/7	--/13	at Ohio State	L, 58-68
2/10		Northwestern	W, 78-65
2/13	--/6	at Purdue	L, 40-63
2/16		Michigan#	L, 78-80
2/25		at Northwestern	L, 57-74
2/28		Indiana	W, 73-57
3/3	--/15	at Wisconsin	L, 40-67
3/7		at Minnesota	L, 53-88

**Big Ten Tournament**

3/11		vs. Michigan (n)	L, 52-59
------	--	------------------	----------





# IOWA BASKETBALL

2018 MEDIA GUIDE

## Coach Fran McCaffery

### 2010-11 (11-20, 4-14 Big Ten/10th)

Pos.	#	Starters	Ppg.
C	50	Jarryd Cole (Sr.)	8.0
F	1	Melsahn Basabe (Fr.)	11.0
G	4	Roy Devyn Marble (Fr.)	5.7
G	5	Matt Gatens (Jr.)	12.6
G	24	Bryce Cartwright (Jr.)	10.9
<b>Reserves</b>			
F	25	Eric May (So.)	7.8
F	15	Zach McCabe (Fr.)	5.8
F	20	Andrew Brommer (Jr.)	3.1

AP Rank			
Date	UI/Opp	Opponent	Result
11/14		South Dakota State	L, 69-79
11/16		Louisiana-Monroe	W, 68-40

### Paradise Jam

11/19		vs. Xavier (n)	L, 73-86
11/20		vs. Alabama (n)	W, 55-47
11/22		vs. Long Beach State (n)	L, 72-78
11/26		SIU-Edwardsville	W, 111-50
11/30		at Wake Forest	L, 73-76
12/4		Idaho State	W, 70-53
12/7		Northern Iowa	W, 51-39
12/10		Iowa State	L, 72-75
12/18		at Drake	W, 59-52
12/21		Louisiana Tech	W, 77-58
12/29	--/23	Illinois	L, 77-87
1/4	--/2	Ohio State	L, 68-73
1/9	--/11	at Purdue	L, 52-75
1/12		Northwestern	L, 71-90
1/16		at Minnesota	L, 59-69
1/19	--/1	at Ohio State	L, 48-70
1/23		Indiana	W, 91-77
1/26		at Penn State	L, 51-65
1/30		at Michigan	L, 73-87
2/2		Michigan State	W, 72-52
2/5		at Indiana	W, 64-63
2/9	--/13	Wisconsin#	L, 59-62
2/13		Minnesota	L, 45-62
2/17		at Northwestern	L, 70-73
2/19		Michigan#	L, 72-75
2/26		at Illinois	L, 68-81
3/2		at Michigan State	L, 66-85
3/5	--/6	Purdue	W, 67-65

### Big Ten Tournament

3/10		vs. Michigan State (n)	L, 61-66
------	--	------------------------	----------

### 2011-12 (18-17, 8-10 Big Ten/7th)

Pos.	#	Starters	Ppg.
C	30	Aaron White (Fr.)	11.1
F	15	Zach McCabe (So.)	7.8
G	4	Roy Devyn Marble (So.)	11.5
G	5	Matt Gatens (Sr.)	15.2
G	24	Bryce Cartwright (Sr.)	6.0
<b>Reserves</b>			
F	1	Melsahn Basabe (So.)	8.2
G	2	Josh Oglesby (So.)	6.4
F	25	Eric May (Jr.)	4.3

AP Rank			
Date	UI/Opp	Opponent	Result
11/11		Chicago State	W, 96-53
11/14		North Carolina A&T	W, 95-79
11/17		Northern Illinois	W, 88-55

### Dale Howard Classic

11/20		vs. Creighton (n)	L, 59-82
11/23		Campbell	L, 61-77
11/26		IPFW	W, 82-72
11/29		Clemson	L, 55-71
12/3		Brown	W, 75-54
12/6		at Northern Iowa	L, 60-80
12/9		at Iowa State	L, 76-86
12/17		Drake	W, 82-68
12/19		Central Arkansas	W, 105-64
12/22		Boise State	W, 81-72
12/28		Purdue	L, 76-79
12/31	--/11	at Wisconsin	W, 72-65

1/4		at Minnesota	W, 64-62
1/7	--/6	Ohio State	L, 47-76
1/10	--/6	at Michigan State	L, 61-95
1/14	--/13	Michigan	W, 75-59
1/17		at Purdue	L, 68-75
1/26		Nebraska	L, 73-79
1/29	--/16	at Indiana	L, 89-103
2/1		Minnesota	W, 63-59
2/4		Penn State	W, 77-64
2/9		at Northwestern	L, 64-83
2/16		at Penn State	L, 64-69
2/19	--/18	Indiana	W, 78-66
2/23	--/16	Wisconsin	W, 67-66
2/26		at Illinois	L, 54-65
2/29		at Nebraska	W, 62-53
3/3		Northwestern	L, 66-70

### Big Ten Tournament

3/8		vs. Illinois (n)	W, 64-61
3/9		vs. Michigan State (n)	L, 75-92

### National Invitation Tournament

3/13		Dayton	W, 84-75
3/18		at Oregon	L, 97-108

### 2012-13 (25-13, 9-9 Big Ten/6th)

Pos.	#	Starters	Ppg.
C	34	Adam Woodbury (Fr.)	4.9
F	30	Aaron White (So.)	12.8
F	1	Melsahn Basabe (Jr.)	6.8
G	25	Eric May (Sr.)	5.2
G	4	Roy Devyn Marble (Jr.)	15.0
<b>Reserves</b>			
G	10	Mike Gesell (Fr.)	8.7
F	15	Zach McCabe (Jr.)	5.7
G	2	Josh Oglesby (So.)	4.5
G	5	Anthony Clemmons (Fr.)	4.3

AP Rank			
Date	UI/Opp	Opponent	Result
11/9		UT-Pan American	W, 86-55
11/12		Central Michigan	W, 73-61
11/15		Howard	W, 63-36
11/17		Gardner-Webb	W, 65-56

### Cancun Challenge

11/20		vs. Western Kentucky	W, 63-55
11/21		vs. Wichita State	L, 63-75
11/27		at Virginia Tech	L, 79-95
12/1		A&M-Corpus Christi	W, 88-59
12/4		South Dakota	W, 87-63
12/7		Iowa State	W, 80-71
12/15		vs. Northern Iowa (n)	W, 80-73
12/19		South Carolina State	W, 90-46
12/22		Coppin State	W, 80-50
12/31	--/5	Indiana	L, 65-69
1/6	--/2	at Michigan	L, 67-95
1/10	--/22	Michigan State	L, 59-62
1/13		at Northwestern	W, 70-50
1/19		Wisconsin	W, 70-66
1/22	--/14	at Ohio State	L, 63-72
1/27		at Purdue#	L, 62-65
1/31		Penn State	W, 76-67
2/3	--/23	at Minnesota	L, 59-62
2/6		at Wisconsin##	L, 70-74
2/9		Northwestern	W, 71-57
2/14		at Penn State	W, 74-72
2/17		Minnesota	W, 72-51
2/23		at Nebraska	L, 60-64
2/27		Purdue	W, 58-48
3/2	--/1	at Indiana	L, 60-73
3/5		Illinois	W, 63-55
3/9		Nebraska	W, 74-60

### Big Ten Tournament

3/14		vs. Northwestern (n)	W, 73-59
3/15	--/8	vs. Michigan State (n)	L, 56-59

### National Invitation Tournament

3/20		Indiana State	W, 68-52
3/22		Stony Brook	W, 75-63
3/27		at Virginia	W, 75-64
4/2		vs. Maryland (n)	W, 71-60
4/4		vs. Baylor (n)	L, 54-74

### 2013-14 (20-13, 9-9 Big Ten/6th)

Pos.	#	Starters	Ppg.
C	34	Adam Woodbury (So.)	5.7
F	30	Aaron White (Jr.)	13.0
F	1	Melsahn Basabe (Sr.)	7.2
G	10	Mike Gesell (So.)	7.8
G	4	Roy Devyn Marble (Sr.)	17.0
<b>Reserves</b>			
F	20	Jarrod Uthoff (So.)	7.6
G	2	Josh Oglesby (Jr.)	6.6
C	0	Gabriel Olaseni (Jr.)	6.5
F	15	Zach McCabe (Sr.)	6.1

AP Rank			
Date	UI/Opp	Opponent	Result
11/8		UNC Wilmington	W, 82-39
11/10		Nebraska-Omaha	W, 83-75
11/14		Maryland Eastern Shore	W, 109-63
11/17		Abilene Christian	W, 103-41
11/22		Penn	W, 86-55

### Battle 4 Atlantis

11/28	23/--	vs. Xavier# (n)	W, 77-74
11/29	23/--	vs. UTEP (n)	W, 89-53
11/30	23/--	vs. Villanova# (n)	L, 83-88
12/3	23/--	Notre Dame	W, 98-93
12/7	23/--	vs. Drake (n)	W, 83-66
12/9	23/--	Fairleigh Dickinson	W, 92-59
12/13	23/17	at Iowa State	L, 82-85
12/22	25/--	Arkansas-Pine Bluff	W, 86-61
12/31	22/--	Nebraska	W, 67-57
1/5	22/4	at Wisconsin	L, 71-75
1/9	20/--	Northwestern	W, 93-67
1/12	20/3	at Ohio State	W, 84-74
1/19	14/--	Minnesota	W, 94-73
1/22	10/21	at Michigan	L, 67-75
1/25	10/--	at Northwestern	W, 76-50
1/28	15/7	Michigan State#	L, 69-71
2/1	15/--	at Illinois	W, 81-74
2/4	17/--	Ohio State	L, 69-76
2/8	17/10	Michigan	W, 85-67
2/15	16/--	at Penn State	W, 82-70
2/22	15/16	Wisconsin	L, 74-79
2/25	20/--	at Minnesota	L, 89-95
2/27	20/--	at Indiana	L, 86-93
3/2	20/--	Purdue	W, 83-76
3/6	24/22	at Michigan State	L, 76-86
3/8	24/--	Illinois	L, 63-66

### Big Ten Tournament

3/13		vs. Northwestern (n)	L, 62-67
------	--	----------------------	----------

### NCAA Tournament (Dayton, OH)

3/19		vs. Tennessee# (n)	L, 65-78
------	--	--------------------	----------

### 2014-15 (22-12, 12-6 Big Ten/T-3rd)

Pos.	#	Starters	Ppg.
C	34	Adam Woodbury (Jr.)	6.6
F	30	Aaron White (Sr.)	16.4
F	20	Jarrod Uthoff (Jr.)	12.4
G	3	Peter Jok (So.)	7.0
G	10	Mike Gesell (Jr.)	7.4
<b>Reserves</b>			
F	0	Gabriel Olaseni (Sr.)	8.1
G	5	Anthony Clemmons (Jr.)	4.8
G	2	Josh Oglesby (Sr.)	3.2

AP Rank			
Date	UI/Opp	Opponent	Result
11/14		Hampton	W, 90-56
11/17		North Dakota State	W, 87-56

### 2K Classic

11/20	--/10	vs. Texas (n)	L, 57-71
11/21	--/23	vs. Syracuse (n)	L, 63-66
11/24		Pepperdine	W, 72-61
11/26		Northern Illinois	W, 70-49
11/29		Longwood	W, 77-44
12/3	--/12	at North Carolina	W, 60-55
12/6		UM-Baltimore County	W, 77-47
12/9		Alcorn State	W, 67-44
12/12	--/14	Iowa State	L, 75-90



12/20		vs. Northern Iowa (n)	L, 44-56
12/22		North Florida	W, 80-70
12/30	--/20	at Ohio State	W, 71-65
1/5		Nebraska	W, 70-59
1/8		Michigan State	L, 61-75
1/13		at Minnesota	W, 77-75
1/17		Ohio State	W, 76-67
1/20	25/6	at Wisconsin	L, 50-82
1/24		at Purdue	L, 63-67
1/31	--/5	Wisconsin	L, 50-82
2/5		at Michigan	W, 72-54
2/8	--/17	Maryland	W, 71-55
2/12		Minnesota	L, 59-64
2/15		at Northwestern#	L, 61-66
2/19		Rutgers	W, 81-47
2/22		at Nebraska	W, 74-46
2/25		Illinois	W, 68-60
2/28		at Penn State#	W, 81-77
3/3		at Indiana	W, 77-63
3/7		Northwestern	W, 69-52

**Big Ten Tournament**

3/12		vs. Penn State (n)	L, 58-67
------	--	--------------------	----------

**NCAA Tournament (Seattle, WA)**

3/20		vs. Davidson (n)	W, 83-52
3/22	--/7	vs. #7 Gonzaga (n)	L, 68-87

**2015-16 (22-11, 12-6 Big Ten/T-3rd)**

Pos.	#	Starters	Ppg.
C	34	Adam Woodbury (Sr.)	7.6
F	20	Jarrod Uthoff (Sr.)	18.9
G	3	Peter Jok (Jr.)	16.1
G	10	Mike Gesell (Sr.)	8.1
G	5	Anthony Clemmons (Sr.)	8.9

Reserves			
F	25	Dom Uhl (So.)	6.0
F	51	Nicholas Baer (RS-Fr.)	4.8
C	0	Ahmad Wagner (Fr.)	2.6

Date	AP Rank UI/Opp	Opponent	Result
11/13		Gardner-Webb	W, 76-59
11/15		Coppin State	W, 103-68
11/19		at Marquette	W, 89-61

**Advocare Invitational**

11/26		vs. Dayton (n)	L, 77-82
11/27	--/17	vs. Notre Dame (n)	L, 62-68
11/29	--/20	vs. Wichita State (n)	W, 84-61

12/2		Florida State#	W, 78-75
12/5		UMKC	W, 96-75
12/7		Western Illinois	W, 90-56
12/10	--/4	at Iowa State	L, 82-83
12/19		vs. Drake (n)	W, 70-64
12/22		Tennessee Tech	W, 85-63
12/29	--/1	Michigan State	W, 83-70
1/2	--/14	at Purdue	W, 70-63
1/5	19/--	Nebraska	W, 77-66
1/14	16/4	at Michigan State	W, 76-59
1/17	16/--	Michigan	W, 82-71
1/21	9/--	at Rutgers	W, 90-76
1/24	9/22	Purdue	W, 83-71
1/28	3/8	at Maryland	L, 68-74
1/31	3/--	Northwestern	W, 85-71
2/3	5/--	Penn State	W, 73-49
2/7	5/--	at Illinois	W, 77-65
2/11	4/--	at Indiana	L, 78-85
2/14	4/--	Minnesota	W, 75-71
2/17	4/--	at Penn State	L, 75-79
2/24	8/--	Wisconsin	L, 59-67
2/28	8/--	at Ohio State	L, 64-68
3/1	16/12	Indiana	L, 78-81
3/5	16/--	at Michigan	W, 71-61

**Big Ten Tournament**

3/10	20/--	vs. Illinois (n)	L, 66-68
------	-------	------------------	----------

**NCAA Tournament**

3/18	20/--	vs. Temple# (n)	W, 72-70
3/20	20/3	vs. Villanova (n)	L, 68-87

**2016-17 (19-15, 10-8 Big Ten/T-5th)**

Pos.	#	Starters	Ppg.
C	0	Ahmad Wagner (So.)	4.8
F	5	Tyler Cook (Fr.)	12.3
G	4	Isaiah Moss (RS-Fr.)	6.5
G	14	Peter Jok (Sr.)	19.9
G	3	Jordan Bohannon (Fr.)	10.9

Reserves			
F	34	Cordell Pemsil (Fr.)	8.9
F	51	Nicholas Baer (So.)	7.5
G	24	Brady Ellingson (So.)	4.4

Date	AP Rank UI/Opp	Opponent	Result
11/11		Kennesaw State	W, 91-74
11/13		Savannah State	W, 116-84
11/17		Seton Hall	L, 83-91
11/20		UT Rio Grande Valley	W, 95-67

**Emerald Coast Classic**

11/25	--/7	vs. Virginia	L, 41-74
11/26		vs. Memphis	L, 92-100

11/29		at Notre Dame	L, 78-92
12/3		Omaha	L, 89-98
12/5		Stetson	W, 95-68
12/8	--/25	Iowa State	W, 78-64
12/17		vs. Northern Iowa	W, 69-46
12/20		North Dakota	W, 84-73
12/22		Delaware State	W, 89-57
12/28	--/15	at Purdue	L, 67-89
1/1		Michigan#	W, 86-83
1/5		at Nebraska##	L, 90-93
1/8		Rutgers	W, 68-62
1/12	--/17	Purdue	W, 83-78
1/15		at Northwestern	L, 54-89
1/19	--/25	Maryland	L, 76-84
1/25		at Illinois	L, 64-76
1/28		Ohio State	W, 85-72
1/31		at Rutgers	W, 83-63
2/5		Nebraska	W, 81-70
2/8		at Minnesota##	L, 89-101
2/11		at Michigan State	L, 66-77
2/18		Illinois	L, 66-70
2/21		Indiana#	W, 96-90
2/25	--/24	at Maryland	W, 83-69
3/2	--/22	at Wisconsin	W, 59-57
3/5		Penn State	W, 90-79

**Big Ten Tournament**

3/9		vs. Indiana	L, 73-95
-----	--	-------------	----------

**National Invitation Tournament**

3/15		South Dakota	W, 87-75
3/19		TCU#	L, 92-94

\* - Home Game  
 # - Overtime(s)  
 + - - Awarded Forfeit

**AP Rankings Information**

1949-1960	AP ranked Top 20 teams
1961-1968	AP ranked Top 10 teams
1969-1989	AP ranked Top 20 teams
1990-present	AP ranked Top 25 teams



## Iowa vs. Associated Press Ranked Teams

No.	W	L	Total	Pct.	No.	W	L	Total	Pct.	No.	W	L	Total	Pct.
1	3	21	24	.125	10	4	15	19	.211	19	7	10	17	.412
2	6	9	15	.400	11	5	16	21	.238	20	5	10	15	.333
3	6	14	20	.300	12	9	6	15	.600	21	2	5	7	.286
4	8	12	20	.400	13	10	11	21	.476	22	5	4	9	.556
5	8	14	22	.364	14	7	5	12	.583	23	1	8	9	.111
6	11	18	29	.379	15	6	10	16	.375	24	7	3	10	.700
7	12	11	23	.522	16	9	8	17	.529	25	4	4	8	.500
8	7	9	16	.438	17	15	9	24	.625	<b>166 247 413 .402</b>				
9	5	7	12	.416	18	4	8	12	.333					

### 1948-49 (0-2)

Date	AP Rank	UI/Opp	Opponent	Result
2/12	--/7		at Minnesota	L, 49-54
2/21	--/4		at Illinois	L, 49-80

### 1949-50 (2-1)

Date	AP Rank	UI/Opp	Opponent	Result
1/14	--/4		Indiana	W, 65-54
1/23	--/13		at Ohio State	L, 54-68
2/25	--/17		at Indiana	W, 59-53

### 1950-51 (2-3)

Date	AP Rank	UI/Opp	Opponent	Result
12/18	--/14		Notre Dame	W, 63-60
12/23	--/9		UCLA	W, 80-63
1/20	--/14		at Illinois	L, 53-69
2/12	--/6		Indiana	L, 54-63
2/26	--/7		at Indiana	L, 53-63

### 1951-52 (2-2)

Date	AP Rank	UI/Opp	Opponent	Result
1/12	10/4		Indiana	W, 78-59
1/21	4/20		at Indiana	L, 69-82
2/9	9/3		Illinois	W, 73-68
2/23	4/5		at Illinois	L, 62-78

### 1952-53 (1-3)

Date	AP Rank	UI/Opp	Opponent	Result
12/22	--/15		Indiana	L, 72-91
2/14	--/5		at Illinois	L, 63-80
2/21	--/5		Illinois	W, 67-62
3/9	--/1		at Indiana	L, 61-68

### 1953-54 (4-1)

Date	AP Rank	UI/Opp	Opponent	Result
12/30	--/14		at UCLA	W, 65-50
1/16	--/10		Minnesota	L, 55-59
1/18	--/20		at Illinois	W, 79-70
2/13	--/12		at Minnesota#	W, 86-82
2/22	20/3		at Indiana	W, 82-64

### 1954-55 (3-1)

Date	AP Rank	UI/Opp	Opponent	Result
1/8	14/13		Minnesota	L, 80-81
1/17	19/7		Illinois	W, 92-80
2/21	16/13		at Illinois	W, 89-70
2/28	12/6		at Minnesota	W, 72-70

### 1955-56 (4-2)

Date	AP Rank	UI/Opp	Opponent	Result
1/7	--/20		Michigan State	L, 64-65
1/9	--/7		at Ohio State	W, 88-73
3/3	10/2		Illinois	W, 96-72
3/17	5/9		Kentucky	W, 89-77
3/22	5/13		vs. Temple	W, 83-76
3/23	5/1		vs. San Francisco	L, 71-83

### 1956-57 (4-2)

Date	AP Rank	UI/Opp	Opponent	Result
12/22	--/14		Kansas State	W, 85-83
12/29	--/4		vs. West Virginia (n)	W, 79-76
1/7	--/5		at Illinois	L, 70-81
1/12	--/19		Minnesota	W, 89-66
2/9	--/17		Purdue	W, 74-67
2/18	--/11		at Indiana	L, 76-90

### 1957-58 (2-3)

Date	AP Rank	UI/Opp	Opponent	Result
12/14	--/5		at Kansas State	L, 69-86
12/21	--/17		Oregon State#	W, 77-67
1/6	--/17		at Illinois	W, 70-68
2/10	--/19		at Michigan State	L, 84-90
3/1	--/15		Michigan State	L, 65-83

### 1958-59 (2-4)

Date	AP Rank	UI/Opp	Opponent	Result
12/19	--/15		at California	L, 52-71
1/3	--/6		at Northwestern	L, 77-80
1/5	--/5		Michigan State	W, 80-68
1/17	--/19		at Indiana	W, 88-78
1/24	--/18		Northwestern	L, 96-99
3/7	--/6		at Michigan State	L, 74-84

### 1959-60 (1-2)

Date	AP Rank	UI/Opp	Opponent	Result
12/28	14/12		at NYU	W, 80-75
12/30	14/1		vs. Cincinnati (n)	L, 83-96
2/13	--/4		at Ohio State	L, 47-75

### 1960-61 (1-1)

Date	AP Rank	UI/Opp	Opponent	Result
12/30	--/16		at UCLA	W, 71-65
2/18	9/1		Ohio State	L, 61-62

### 1961-62 (0-2)

Date	AP Rank	UI/Opp	Opponent	Result
2/5	--/1		at Ohio State	L, 63-89
2/26	--/1		Ohio State	L, 62-72

### 1962-63 (1-5)

Date	AP Rank	UI/Opp	Opponent	Result
12/21	--/9		at Kentucky	L, 69-94
1/5	--/3		Illinois	L, 76-85
1/19	--/8		Ohio State	W, 81-74
2/2	--/2		at Loyola (IL)	L, 68-86
2/23	--/5		at Ohio State	L, 70-83
3/9	--/8		at Illinois	L, 69-73

### 1963-64 (0-2)

Date	AP Rank	UI/Opp	Opponent	Result
2/1	--/10		at Loyola (IL)	L, 71-85
3/7	--/2		Michigan	L, 61-69

### 1964-65 (2-3)

Date	AP Rank	UI/Opp	Opponent	Result
1/11	--/5		Indiana	L, 76-85
1/18	--/5		at Indiana	W, 74-68
1/29	--/1		at UCLA	W, 87-82
2/8	--/1		at Michigan	L, 66-81
3/2	--/6		Minnesota	L, 70-78

### 1965-66 (1-0)

Date	AP Rank	UI/Opp	Opponent	Result
2/21	--/10		Michigan	W, 91-82

### 1966-67 (1-0)

Date	AP Rank	UI/Opp	Opponent	Result
12/30	--/7		at Cincinnati	W, 78-69

### 1967-68 (1-0)

Date	AP Rank	UI/Opp	Opponent	Result
12/28	--/4		vs. Tennessee (n) #	W, 64-59

### 1968-69 (2-4)

Date	AP Rank	UI/Opp	Opponent	Result
2/1	--/4		at Davidson	W, 76-61
2/4	--/9		at Purdue	L, 87-99
2/8	--/10		at Illinois	L, 69-98
2/22	--/10		at Ohio State	L, 81-88
2/25	--/15		Illinois	W, 74-53
3/1	--/9		Purdue	L, 85-97

### 1969-70 (3-1)

Date	AP Rank	UI/Opp	Opponent	Result
12/11	--/7		Duquesne	W, 98-87
1/3	--/17		Purdue	W, 94-88
3/12	8/6		vs. Jacksonville	L, 103-104
3/14	8/15		vs. Notre Dame	W, 121-106

### 1970-71 (1-3)

Date	AP Rank	UI/Opp	Opponent	Result
12/12	--/7		at Drake	L, 70-72
2/2	--/15		Illinois	W, 92-84
2/23	--/18		at Ohio State	L, 71-80
3/6	--/18		at Indiana	L, 88-104



**1971-72 (2-4)**

Date	AP Rank UI/Opp	Opponent	Result
12/4	--/1	at UCLA	L, 72-106
1/22	--/5	at South Carolina	W, 91-85
1/29	--/16	Minnesota	L, 50-61
2/1	--/9	at Ohio State	L, 77-82
2/5	--/19	at Minnesota	L, 52-53
2/8	--/7	Ohio State	W, 80-67

**1972-73 (3-4)**

Date	AP Rank UI/Opp	Opponent	Result
12/4	--/8	at Kentucky	W, 79-66
12/13	--/20	Kansas State	L, 62-68
12/23	--/3	Marquette	L, 61-69
1/6	--/6	Minnesota#	W, 65-62
2/24	--/17	at Purdue	L, 66-74
3/3	--/12	Indiana	L, 64-80
3/5	--/3	at Minnesota	W, 79-77

**1973-74 (0-5)**

Date	AP Rank UI/Opp	Opponent	Result
12/8	--/7	at Marquette	L, 70-86
12/11	--/15	at Kansas State	L, 67-105
1/17	--/1	at UCLA	L, 44-66
1/19	--/12	Indiana	L, 51-55
1/26	--/15	Michigan#	L, 84-86

**1974-75 (1-4)**

Date	AP Rank UI/Opp	Opponent	Result
12/7	--/7	at Kansas	L, 54-89
1/11	--/1	at Indiana	L, 49-102
1/18	--/19	Michigan	L, 70-75
1/25	--/17	Minnesota	W, 53-44
2/8	--/1	Indiana	L, 56-79

**1975-76 (1-4)**

Date	AP Rank UI/Opp	Opponent	Result
1/10	--/17	at Minnesota	W, 71-68
1/26	--/1	Indiana	L, 73-88
1/31	--/15	at Michigan	L, 95-104
2/23	--/1	at Indiana	L, 81-101
2/28	--/13	Michigan	L, 74-88

**1976-77 (2-2)**

Date	AP Rank UI/Opp	Opponent	Result
1/8	--/13	at Minnesota+	W, 68-78
1/17	--/5	Michigan	L, 75-99
2/12	--/8	Minnesota+	W, 58-61
2/17	--/5	at Michigan	L, 80-91

**1977-78 (0-4)**

Date	AP Rank UI/Opp	Opponent	Result
12/21	--/9	at UNLV	L, 84-85
1/5	--/11	at Indiana	L, 51-69
1/21	--/10	at Michigan State	L, 58-68
2/9	--/10	Michigan State	L, 70-71

**1978-79 (4-2)**

Date	AP Rank UI/Opp	Opponent	Result
1/6	--/13	at Michigan	W, 85-79
1/20	--/6	at Michigan State#	L, 72-83
1/25	--/8	Illinois	W, 58-52
2/8	15/10	Michigan State	L, 57-60
2/15	14/13	Purdue	W, 75-72
2/24	12/14	at Ohio State	W, 83-68

**1979-80 (5-6)**

Date	AP Rank UI/Opp	Opponent	Result
1/3	10/20	at Illinois	W, 72-71
1/10	12/3	Ohio State	L, 71-77
1/17	13/19	at Indiana	L, 69-81
1/31	--/17	at Purdue	L, 56-70
2/9	--/12	Purdue	W, 74-59
2/23	--/11	at Ohio State	L, 69-70
3/8	--/19	vs. NC State	W, 77-64
3/14	--/3	vs. Syracuse	W, 88-77
3/16	--/20	vs. Georgetown	W, 81-80
3/22	--/4	vs. Louisville	L, 72-80
3/24	--/18	vs. Purdue	L, 58-75

**1980-81 (3-0)**

Date	AP Rank UI/Opp	Opponent	Result
1/17	14/9	at Michigan	W, 75-58
2/7	15/18	Illinois	W, 72-66
2/19	12/16	Indiana	W, 78-65

**1981-82 (0-3)**

Date	AP Rank UI/Opp	Opponent	Result
1/14	5/11	at Minnesota	L, 56-61
2/27	11/13	Minnesota###	L, 55-57
3/14	11/6	vs. Idaho#	L, 67-69

**1982-83 (6-3)**

Date	AP Rank UI/Opp	Opponent	Result
12/8	7/16	Marquette	W, 87-66
12/18	7/4	at UCLA	L, 66-75
1/20	10/16	at Minnesota	W, 68-52
1/29	14/2	Indiana	W, 63-48
2/10	20/18	Purdue	W, 55-46
2/16	16/2	at Indiana	W, 58-57
2/19	16/20	at Ohio State	L, 69-85
3/19	--/12	vs. Missouri	W, 77-63
3/25	--/13	vs. Villanova	L, 54-55

**1983-84 (2-6)**

Date	AP Rank UI/Opp	Opponent	Result
12/3	5/10	Oregon State	W, 56-45
12/10	5/18	at Oregon State	L, 48-53
12/30	--/17	vs. Memphis (n)	W, 73-66
2/2	--/8	Illinois##	L, 52-54
2/4	--/16	Purdue	L, 46-48
2/9	--/11	at Purdue	L, 58-79
2/12	--/8	at Illinois	L, 53-73
2/16	--/17	Indiana	L, 45-49

**1984-85 (2-1)**

Date	AP Rank UI/Opp	Opponent	Result
1/5	--/6	Illinois	W, 64-60
1/17	--/19	at Michigan State	W, 79-65
2/14	11/3	Michigan	L, 52-56

**1985-86 (3-4)**

Date	AP Rank UI/Opp	Opponent	Result
1/4	--/14	at Illinois	W, 60-59
1/18	--/2	Michigan	L, 57-61
1/30	--/15	Indiana	W, 79-69
2/15	--/10	at Michigan	L, 66-82
3/2	--/16	at Indiana	L, 73-80
3/6	--/19	Illinois	W, 57-53
3/14	--/20	vs. NC State	L, 64-66

**1986-87 (6-3)**

Date	AP Rank UI/Opp	Opponent	Result
<b>Great Alaska Shootout</b>			
11/29	10/17	vs. NC State (n) #	W, 90-89
1/14	2/8	at Illinois#	W, 91-88
1/19	2/6	at Purdue	W, 70-67
1/22	1/3	Indiana	W, 101-88
2/12	4/7	Purdue	L, 73-80
2/14	4/11	Illinois	W, 66-61
2/21	7/2	at Indiana	L, 75-84
3/20	6/17	vs. Oklahoma	W, 93-91
3/22	6/1	vs. UNLV	L, 81-84

**1987-88 (5-6)**

Date	AP Rank UI/Opp	Opponent	Result
11/28	11/7	vs. Kansas (n)	W, 100-81
12/12	3/4	Arizona	L, 59-66
12/19	7/20	at Iowa State#	L, 100-102
1/6	16/12	Indiana	W, 84-70
1/9	16/10	at Purdue	L, 79-80
1/21	19/13	Illinois	W, 93-79
2/3	13/11	at Michigan	L, 103-120
2/15	13/2	Purdue	L, 66-73
2/27	13/7	Michigan	W, 95-87
3/20	15/7	vs. UNLV	W, 104-86
3/25	15/3	vs. Arizona	L, 79-99

**1988-89 (4-6)**

Date	AP Rank UI/Opp	Opponent	Result
1/7	9/6	at North Carolina	W, 98-97
1/19	7/16	at Ohio State	L, 91-102
1/30	9/17	at Indiana	L, 89-104
2/5	9/2	Illinois	W, 86-82
2/9	8/10	Michigan##	L, 107-108
2/13	15/16	Ohio State	W, 83-75
3/4	11/10	at Michigan	L, 96-119
3/8	15/4	at Illinois	L, 94-118
3/11	15/6	Indiana	W, 87-70
3/19	15/17	vs. N.C. State##	L, 96-102

**1989-90 (4-7)**

Date	AP Rank UI/Opp	Opponent	Result
12/9	--/17	North Carolina	W, 87-74
12/23	16/13	at UNLV	L, 80-97
1/18	--/14	Indiana	L, 79-83
1/20	--/6	Michigan#	W, 78-76
1/25	--/21	at Minnesota	L, 72-84
1/27	--/13	at Purdue	L, 59-80
1/29	--/11	Illinois	W, 69-67
2/12	--/21	Michigan State	L, 70-80
2/24	--/18	Minnesota	L, 80-102
2/28	--/9	Purdue	W, 64-63
3/4	--/18	at Illinois	L, 85-118

**1990-91 (6-3)**

Date	AP Rank UI/Opp	Opponent	Result
11/15	--/19	Temple	W, 73-71
12/22	--/5	UCLA	W, 88-71
1/3	22/6	at Ohio State	L, 59-63
1/5	22/25	Michigan State	W, 79-66
1/19	24/3	Indiana	L, 79-99
2/7	--/25	at Michigan State	W, 71-67
2/21	--/4	at Indiana#	W, 80-79
3/10	--/2	Ohio State	W, 80-69
3/16	--/6	vs. Duke	L, 70-85

**1991-92 (3-5)**

Date	AP Rank UI/Opp	Opponent	Result
1/9	--/11	Michigan#	L, 77-80
1/19	--/4	at Ohio State	L, 81-85
2/6	--/11	Michigan State	W, 77-63
2/9	--/6	at Indiana	L, 66-81
2/12	--/17	at Michigan	W, 80-68
2/18	--/6	Ohio State	W, 92-86
3/15	--/16	at Michigan State	L, 53-64
3/21	--/1	vs. Duke	L, 62-75

**1992-93 (2-6)**

Date	AP Rank UI/Opp	Opponent	Result
1/6	8/5	at Indiana	L, 67-75
1/13	13/19	Minnesota	W, 84-77
1/16	13/3	at Duke	L, 56-65
1/31	11/5	Michigan	W, 88-80
2/6	9/1	Indiana	L, 66-73
3/2	15/4	at Michigan	L, 73-82
3/6	15/24	at Purdue	L, 58-69
3/21	17/12	vs. Wake Forest	L, 78-84

**1993-94 (1-7)**

Date	AP Rank UI/Opp	Opponent	Result
12/22	--/3	Duke	L, 76-79
1/8	--/13	Michigan	L, 70-71
1/11	--/11	Indiana	L, 75-89
2/2	--/22	Minnesota	W, 92-88
2/6	--/8	Purdue	L, 78-87
2/12	--/12	at Indiana	L, 91-93
2/16	--/7	at Michigan	L, 76-89
3/5	--/18	at Minnesota###	L, 96-107

**1994-95 (4-3)**

Date	AP Rank UI/Opp	Opponent	Result
12/3	--/14	Ohio University	W, 91-75
12/27	--/7	vs. Duke (n)	W, 81-71
12/30	--/3	vs. Arkansas (n)	L, 92-101
1/7	22/14	at Michigan State	L, 68-69
2/15	--/24	at Minnesota	W, 74-70
3/1	--/17	at Purdue	L, 85-92
3/8	--/9	Michigan State	W, 79-78

**1995-96 (3-2)**

Date	AP Rank UI/Opp	Opponent	Result
11/24	10/6	vs. Connecticut (n) #	W, 101-95
1/28	22/16	Michigan	W, 70-61
2/3	16/10	Penn State#	L, 87-95
3/9	19/4	Purdue	W, 56-52
3/17	19/11	vs. Arizona	L, 73-87

**1996-97 (2-5)**

Date	AP Rank UI/Opp	Opponent	Result
12/14	--/6	Iowa State	L, 74-81
1/19	--/18	at Michigan	L, 71-79
1/23	--/8	at Minnesota	L, 51-66
2/4	25/24	Indiana	W, 75-67
2/15	--/3	Minnesota	L, 66-68
2/20	--/18	Michigan	W, 80-75
3/15	--/6	vs. Kentucky	L, 69-75

**1997-98 (1-3)**

Date	AP Rank UI/Opp	Opponent	Result
2/1	16/19	Michigan	L, 66-80
2/7	24/16	at Michigan State	L, 64-75
2/18	--/5	Purdue	W, 88-69
2/22	--/23	at Illinois	L, 72-79

**1998-99 (6-9)**

Date	AP Rank UI/Opp	Opponent	Result
12/8	--/10	at Kansas	W, 85-81
12/31	21/8	Indiana	W, 67-52
1/7	17/11	Illinois	W, 84-62
1/12	12/21	at Ohio State	W, 71-68
1/16	12/19	at Minnesota	L, 70-75
1/21	14/11	at Michigan State	L, 65-80
1/23	14/15	Wisconsin	L, 52-72
2/4	14/18	at Purdue	L, 75-90
2/6	14/8	Michigan State	L, 81-95
2/10	19/22	Minnesota	W, 76-73
2/13	19/13	Ohio State	L, 69-73
2/27	18/20	at Indiana	L, 81-88
3/5	20/19	vs. Wisconsin (n)	L, 60-74
3/13	20/22	vs. Arkansas	W, 82-72
3/18	20/3	vs. Connecticut	L, 68-78

**1999-2000 (3-5)**

Date	AP Rank UI/Opp	Opponent	Result
11/11	--/1	vs. Connecticut (n)	W, 70-68
11/30	--/24	vs. Maryland (n)	L, 65-83
1/8	--/11	Michigan State	L, 53-75
1/18	--/11	at Indiana	L, 71-74
2/3	--/15	Kansas	W, 77-69
2/9	--/5	at Ohio State	W, 67-64
2/16	--/25	at Purdue	L, 59-67
3/10	--/5	vs. Michigan State	L, 65-75

**2000-01 (2-5)**

Date	AP Rank UI/Opp	Opponent	Result
12/29	23/6	vs. Tennessee (n)	L, 68-80
1/11	--/7	Illinois	W, 78-62
2/18	25/5	at Michigan State	L, 70-94
2/24	--/3	at Illinois	L, 63-89
3/3	--/22	Wisconsin	L, 57-59
3/9	--/24	vs. Ohio State (n)	W, 75-66
3/17	--/15	vs. Kentucky	L, 79-92

**2001-02 (3-5)**

Date	AP Rank UI/Opp	Opponent	Result
11/20	9/12	vs. Memphis (n)	W, 75-71
11/21	9/5	vs. Missouri (n)	L, 77-78
11/27	7/1	vs. Duke (n)	L, 62-80
12/15	15/2	at Missouri	W, 83-65
1/15	17/11	at Illinois	L, 66-77
2/16	--/23	Ohio State	L, 66-72
3/9	--/23	vs. Indiana (n)	W, 62-60
3/10	--/21	vs. Ohio State (n)	L, 64-81

**2002-03 (2-0)**

Date	AP Rank UI/Opp	Opponent	Result
1/11	--/25	Michigan State	W, 68-64
1/15	--/8	Illinois	W, 68-61

**2003-04 (2-4)**

Date	AP Rank UI/Opp	Opponent	Result
11/29	--/17	vs. Louisville# (n)	W, 70-69
1/3	--/23	at Missouri	L, 56-76
1/7	--/24	Purdue	W, 71-61
1/17	--/25	at Illinois	L, 82-88
2/11	--/17	Wisconsin	L, 52-54
2/25	--/23	Illinois	L, 59-78

**2004-05 (3-7)**

Date	AP Rank UI/Opp	Opponent	Result
11/29	--/17	vs. Louisville# (n)	W, 70-69
1/3	--/23	at Missouri	L, 56-76
1/7	--/24	Purdue	W, 71-61
1/17	--/25	at Illinois	L, 82-88
2/11	--/17	Wisconsin	L, 52-54
2/25	--/23	Illinois	L, 59-78

**2005-06 (8-1)**

Date	AP Rank UI/Opp	Opponent	Result
11/21	18/7	vs. Kentucky (n)	W, 67-63
11/22	18/2	vs. Texas (n)	W, 82-80
11/30	14/24	NC State	W, 45-42
1/24	--/13	Indiana	W, 73-60
1/28	--/16	Ohio State	W, 67-62
2/4	23/21	Michigan	W, 94-66
2/11	18/24	at Indiana	W, 70-67
2/14	18/16	Michigan State	W, 66-54
3/12	20/7	vs. Ohio State (n)	W, 67-60

**2006-07 (0-3)**

Date	AP Rank UI/Opp	Opponent	Result
11/19	--/10	vs. Alabama (n)	L, 60-72
1/28	--/2	Wisconsin	L, 46-57
2/10	--/4	at Wisconsin	L, 62-74



**2007-08 (1-5)**

Date	AP Rank UI/Opp	Opponent	Result
1/2	--/11	Indiana	L, 76-79
1/5	--/25	at Wisconsin	L, 51-64
1/12	--/6	Michigan State	W, 43-36
1/23	--/7	at Indiana	L, 43-65
2/6	--/8	Wisconsin	L, 54-60
2/23	--/19	at Michigan State	L, 52-66

**2008-09 (0-7)**

Date	AP Rank UI/Opp	Opponent	Result
12/31	--/24	at Ohio State	L, 65-68
1/8	--/22	Minnesota	L, 49-52
1/18	--/19	at Purdue	L, 53-75
1/29	--/9	Michigan State	L, 56-71
2/1	--/19	at Illinois	L, 54-62
2/14	--/20	Purdue	L, 45-49
2/25	--/9	at Michigan State	L, 54-62

**2009-10 (0-8)**

Date	AP Rank UI/Opp	Opponent	Result
11/23	--/3	vs. Texas (n)	L, 60-85
12/29	--/4	Purdue	L, 58-67
1/9	--/10	Michigan State	L, 53-71
1/20	--/6	at Michigan State	L, 63-70
1/27	--/20	Ohio State	L, 57-65
2/7	--/13	at Ohio State	L, 58-68
2/13	--/6	at Purdue	L, 40-63
3/3	--/15	at Wisconsin	L, 40-67

**2010-11 (1-5)**

Date	AP Rank UI/Opp	Opponent	Result
12/29	--/23	Illinois	L, 77-87
1/4	--/2	Ohio State	L, 68-73
1/9	--/11	at Purdue	L, 52-75
1/19	--/1	at Ohio State	L, 48-70
2/9	--/13	Wisconsin#	L, 59-62
3/5	--/6	Purdue	W, 67-65

**2011-12 (4-3)**

Date	AP Rank UI/Opp	Opponent	Result
12/31	--/11	at Wisconsin	W, 72-65
1/7	--/6	Ohio State	L, 47-76
1/10	--/6	at Michigan State	L, 61-95
1/14	--/13	Michigan	W, 75-59
1/29	--/16	at Indiana	L, 89-103
2/19	--/18	Indiana	W, 78-66
2/23	--/16	Wisconsin	W, 67-66

**2012-13 (0-7)**

Date	AP Rank UI/Opp	Opponent	Result
12/31	--/5	Indiana	L, 65-69
1/6	--/2	at Michigan	L, 67-95
1/10	--/22	Michigan State	L, 59-62
1/22	--/14	at Ohio State	L, 63-72
2/3	--/23	at Minnesota	L, 59-62
3/2	--/1	at Indiana	L, 60-73
3/15	--/8	vs. Michigan State (n)	L, 56-59

**2013-14 (2-6)**

Date	AP Rank UI/Opp	Opponent	Result
12/13	23/17	at Iowa State	L, 82-85
1/5	22/4	at Wisconsin	L, 71-75
1/12	20/3	at Ohio State	W, 84-74
1/22	10/21	at Michigan	L, 67-75
1/28	15/7	Michigan State#	L, 69-71
2/8	17/10	Michigan	W, 85-67
2/22	15/16	Wisconsin	L, 74-79
3/6	24/22	Michigan State	L, 76-86

**2014-15 (3-6)**

Date	AP Rank UI/Opp	Opponent	Result
11/20	--/10	vs. Texas (n)	L, 57-71
11/21	--/23	vs. Syracuse (n)	L, 63-66
12/3	--/12	at North Carolina	W, 60-55
12/12	--/14	Iowa State	L, 75-90
12/30	--/20	at Ohio State	W, 71-65
1/20	25/6	at Wisconsin	L, 50-82
1/31	--/5	Wisconsin	L, 50-82
2/8	--/17	Maryland	W, 71-55
3/22	--/7	vs. Gonzaga (n)	L, 68-87

**2015-16 (5-5)**

Date	AP Rank UI/Opp	Opponent	Result
11/27	--/17	vs. Notre Dame (n)	L, 62-68
11/29	--/20	vs. Wichita State (n)	W, 84-61
12/10	--/4	at Iowa State	L, 82-83
12/29	--/1	Michigan State	W, 83-70
1/2	--/14	at Purdue	W, 70-63
1/14	16/4	at Michigan State	W, 76-59
1/24	9/22	Purdue	W, 83-71
1/28	3/8	at Maryland	L, 68-74
3/1	16/12	Indiana	L, 78-81
3/20	20/3	vs. Villanova (n)	L, 68-87

**2016-17 (4-3)**

Date	AP Rank UI/Opp	Opponent	Result
11/27	--/7	vs. Virginia	L, 41-74
12/8	--/25	Iowa State	W, 78-64
12/28	--/15	at Purdue	L, 67-89
1/12	--/17	Purdue	W, 83-78
1/19	--/25	Maryland	L, 76-84
2/25	--/24	at Maryland	W, 83-69
3/2	--/22	at Wisconsin	W, 59-57



*Iowa posted its third win in program history over a top-ranked team with an 83-70 triumph over No. 1 Michigan State on Dec. 29, 2015, on Mediacom Court at Carver-Hawkeye Arena.*

**2K Classic, New York City****2014-15**

Texas	L	57-71
Syracuse		

**Advocare Invitational****2015-16**

Dayton	L	77-82
Notre Dame	L	62-68
Wichita State	W	84-61

**All-College Tournament, Oklahoma City, OK****1987-88**

Illinois State	L	88-89
Oral Roberts	W	126-94

**Anteater Classic, Irvine, CA****1986-87**

Portland	W	84-65
UC-Irvine	W	105-103

**Battle 4 Atlantis****2013-14, Paradise Island, Bahamas**

Xavier	W	77-74 (OT)
UTEP	W	89-53
Villanova	L	83-88 (OT)

**Big Ten Postseason Tournament****1997-98, Chicago, IL (5th seed)**

Michigan	L	66-77
----------	---	-------

**1998-99, Chicago, IL (5th seed)**

Wisconsin	L	60-74
-----------	---	-------

**1999-00, Chicago, IL (7th seed)**

Minnesota	W	81-78
Michigan State	L	65-75

**2000-01, Chicago, IL (6th seed)**

Northwestern	W	72-55
Ohio State	W	75-66
Penn State	W	94-74
Indiana	W	63-61

**2001-02, Indianapolis, IN (9th seed)**

Purdue	W	87-72
Wisconsin	W	58-56
Indiana	W	62-60
Ohio State	L	64-81

**2002-03, Chicago, IL (9th seed)**

Ohio State	L	64-66
------------	---	-------

**2003-04, Indianapolis, IN (4th seed)**

Michigan	L	70-79
----------	---	-------

**2004-05, Chicago, IL (7th seed)**

Purdue	W	71-52
Michigan State	W	71-69
Wisconsin	L	56-59

**2005-06, Indianapolis, IN (2nd seed)**

Minnesota	W	67-57
Michigan State	W	53-48
Ohio State	W	67-60

**2006-07, Chicago, IL (4th seed)**

Purdue	L	55-74
--------	---	-------

**2007-08, Indianapolis, IN (8th seed)**

Michigan	L	47-55
----------	---	-------

**2008-09, Indianapolis, IN (10th seed)**

Michigan	L	45-73
----------	---	-------

**2009-10, Indianapolis, IN (9th seed)**

Michigan	L	52-59
----------	---	-------

**2010-11, Indianapolis, IN (10th seed)**

Michigan State	L	61-66
----------------	---	-------

**2011-12, Indianapolis, IN (8th seed)**

Illinois	W	64-61
Michigan State	L	75-92

**2012-13, Chicago, IL (6th seed)**

Northwestern	W	73-59
Michigan State	L	56-59

**2013-14, Indianapolis, IN (6th seed)**

Northwestern	L	62-67
--------------	---	-------

**2014-15, Chicago, IL (5th seed)**

Penn State	L	58-67
------------	---	-------

**2015-16, Indianapolis, IN (5th seed)**

Illinois	L	66-68
----------	---	-------

**2016-17, Washington, D.C. (7th seed)**

Indiana	L	73-95
---------	---	-------

**Cancun Challenge****2012-13, Cancun, Mexico**

Western Kentucky	W	63-55
Wichita State	L	63-75

**Cabrillo Classic, San Diego, CA****1978-79**

Pennsylvania	W	87-84 (2 OT)
Stanford	W	83-68

**Chaminade Classic, Chaminade, HI****1988-89**

Eastern Illinois	W	89-71
St. Louis	W	83-80
UC-Riverside	L	92-110

**Dale Howard Classic****2011-12, Des Moines, IA**

Creighton	L	59-82
-----------	---	-------

**Dayton Classic, Dayton, OH****1979-80**

Mississippi State	W	81-62
Dayton	W	61-54

**Dixie Classic, Chapel Hill, NC****1956-57**

North Carolina State	L	70-84
DePaul	L	72-73 (OT)
West Virginia	W	79-76





**Emerald Coast Classic, Niceville, FL**

<b>2016-17</b>			
Virginia	L	41-74	
Memphis	L	92-100	

**Far West Classic, Pullman, WA**

<b>1958-59</b>			
Wyoming	W	82-74	
Oregon State	L	71-72	

<b>1962-63</b>			
Arizona	W	57-56	
Oregon	W	62-48	
Oregon State	L	57-64	

<b>1963-64</b>			
Colorado State	L	56-61	
Louisiana State	L	81-92	
Washington State	W	74-66	

<b>1974-75</b>			
Oregon State	L	60-97	
Wake Forest	L	71-92	
Boston College	L	81-86	

<b>1985-86</b>			
Tampa	W	54-45	
Boston University	W	76-71	
St. Joseph's	L	56-60	

**Fiesta Classic, Tempe, AZ**

<b>1980-81</b>			
Cincinnati	W	69-64	
Arizona State	L	88-96	

**Great Alaska Shootout, Anchorage, AK**

<b>1986-87</b>			
Alaska-Anchorage	W	91-81	
North Carolina State	W	90-89 (OT)	
Northeastern	W	103-80	

<b>1995-96</b>			
Ohio University	W	78-51	
Connecticut	W	101-95 (OT)	
Duke	L	81-88	

**Guardians (CBE) Classic**

<b>2001-02, Kansas City, MO</b>			
Memphis	W	75-71	
Missouri	L	77-78	

<b>2005-06, Kansas City, MO</b>			
Kentucky	W	67-63	
Texas	L	59-68	

<b>2009-10, Kansas City, MO</b>			
Texas	L	60-85	
Wichita State	L	57-74	

**Hawkeye Invitational, Iowa City, IA**

<b>1982-83</b>			
Navy	W	76-65	
Hawai'i	W	99-67	

<b>1983-84</b>			
Baylor	W	67-44	
Oregon State	W	56-45	

<b>1984-85</b>			
Boston University	W	67-53	
Texas Tech	W	58-48	

<b>1985-86</b>			
Arkansas State	L	62-66	
Lehigh	W	89-68	

<b>1986-87</b>			
Delaware	W	95-47	
Loyola-Marymount	W	103-80	

<b>1987-88</b>			
Navy	W	91-61	
UC-Irvine	W	124-88	

<b>1988-89</b>			
Brown	W	109-61	
Georgia	W	102-76	

<b>1989-90</b>			
Ohio University	W	75-49	
Cal-Santa Barbara	W	85-79	

<b>1990-91</b>			
Colgate	W	80-59	
Creighton	W	83-77	

<b>1991-92</b>			
Army	W	74-39	
Louisiana Tech	W	84-65	

<b>1992-93</b>			
Texas-Pan American	W	85-29	
Mississippi State	W	69-54	

<b>1993-94</b>			
Lehigh	W	104-77	
Long Beach State	W	101-79	

<b>1994-95</b>			
Pepperdine	W	99-63	
Ohio University	W	91-75	

<b>1995-96</b>			
East Tennessee State	W	104-58	
Colgate	W	79-59	

<b>1996-97</b>			
Grambling State	W	93-73	
LaSalle	W	65-60	

<b>1997-98</b>			
Rice	W	81-52	
Weber State	W	81-56	

<b>1998-99</b>			
South Alabama	W	82-58	
Detroit Mercy	W	61-60	

<b>1999-00</b>			
Texas Southern	W	73-51	
Ohio University	W	86-66	

<b>2000-01</b>			
Tenn.-Chattanooga	W	79-60	
Tulsa	W	66-65	

**2001-02**

Alabama State	W	73-64
Southern Methodist	W	86-69

**2002-03**

Montana State	W	65-44
Southern Mississippi	W	65-63

**2003-04**

Eastern Washington	W	70-54
Northern Illinois	W	65-57

**2004-05**

Centenary	W	88-53
UNC Greensboro	W	83-58

**2005-06**

Fairfield	W	75-59
Valparaiso	W	72-59

**2006-07**

Texas-Pan American	W	62-46
Coppin State	W	83-67

**2007-08**

Louisiana-Monroe	L	67-72 (OT)
Eastern Illinois	W	57-45

**Holiday Festival, New York, NY****1959-60**

St. John's	W	91-84
NYU	W	80-75
Cincinnati	L	83-96

**IKON Coaches vs. Cancer Classic, New York City, NY****1999-00**

Connecticut	W	70-68
Stanford	L	58-72

**Kentucky Invitational, Lexington, KY****1962-63**

Kentucky	L	69-94
Oregon State	L	55-61

**Kettle Classic, Houston, TX****1981-82**

Clemson	W	80-68
Houston	L	52-62

**Las Vegas Invitational, Las Vegas, NV****2008-09, Las Vegas, NV**

West Virginia	L	68-87
Kansas State	W	65-63

**Lobo Classic, Albuquerque, NM****1976-77**

New Mexico	L	83-96
Pittsburgh	W	103-80

**Los Angeles Classic, Los Angeles, CA****1960-61**

California	W	83-80 (4 OTs)
USC	W	70-62
UCLA	W	71-65

**1964-65**

USC	W	71-65
Utah	L	88-92
Minnesota	W	76-74

**1967-68**

Tennessee	W	64-59 (OT)
Wyoming	L	87-94 (2 OT)
St. Louis	W	80-77 (OT)

**Maui Invitational, Maui, HI****1987-88**

Stanford	W	78-75
Kansas	W	100-81
Villanova	W	97-74

**1996-97**

California	L	59-75
Louisiana State	L	60-70
Chaminade	W	67-37

**2004-05**

Louisville	W	76-71
Texas	W	82-80
North Carolina	L	92-106

**National Invitation Tournament, Preseason****1990-91**

Temple (Iowa City, IA)	W	73-71
Notre Dame (South Bend, IN)	L	68-77

**National Invitation Tournament, Postseason****1994-95**

DePaul (Moline, IL)	W	96-87
Ohio University (Iowa City, IA)	W	66-62
Penn State (Iowa City, IA)	L	64-67

**1997-98**

Georgia (Iowa City, IA)	L	93-100
-------------------------	---	--------

**2001-02**

Louisiana State (Iowa City, IA)	L	61-63
---------------------------------	---	-------

**2002-03**

Valparaiso (Iowa City, IA)	W	62-60
Iowa State (Ames, IA)	W	54-53
Georgia Tech (Iowa City, IA)	L	78-79

**2003-04**

Saint Louis (St. Charles, MO)	L	69-70
-------------------------------	---	-------

**2011-12**

Dayton (Iowa City, IA)	W	84-75
Oregon (Eugene, OR)	L	97-108

**2012-13**

Indiana State (Iowa City, IA)	W	68-52
Stony Brook (Iowa City, IA)	W	75-63
Virginia (Charlottesville, VA)	W	75-64
Maryland (New York, NY)	W	71-60
Baylor (New York, NY)	L	54-74

**2016-17**

South Dakota (Iowa City, IA)	W	87-75
TCU (Iowa City, IA)	L	92-94 (OT)

**NCAA Tournament****1954-55, Mideast Region, Evanston, IL**

Penn State	W	82-53
Marquette	W	86-81

**Final Four, Kansas City, MO**

LaSalle	L	73-76
Colorado	L	54-75

**1955-56, Mideast Region, Iowa City, IA**

Morehead State	W	97-83
Kentucky	W	89-77

**Final Four, Evanston, IL**

Temple	W	83-76
San Francisco	L	71-83

**1969-70, Mideast Region, Columbus, OH**

Jacksonville	L	103-104
Notre Dame	W	121-106

**1978-79, Mideast Region, Bloomington, IN (#4 Seed)**

Toledo	L	72-74
--------	---	-------

**1979-80, East Region, Greensboro, NC (#5 Seed)**

VA Commonwealth	W	86-72
N.C. State	W	77-64

**Philadelphia, PA**

Syracuse	W	88-77
Georgetown	W	81-80

**Final Four, Indianapolis, IN**

Louisville	L	72-80
Purdue	L	58-75

**1980-81, Midwest Region, Wichita, KS (#3 Seed)**

Wichita State	L	56-60
---------------	---	-------

**1981-82, West Region, Pullman, WA (#6 Seed)**

Northeast Louisiana	W	70-63
Idaho	L	67-69 (OT)

**1982-83, Midwest Region, Louisville, KY (#7 Seed)**

Utah State	W	64-59
Missouri	W	77-63

**Kansas City, MO**

Villanova	L	54-55
-----------	---	-------

**1984-85, West Region, Salt Lake City, UT (#8 Seed)**

Arkansas	L	54-63
----------	---	-------

**1985-86, Midwest Region, Minneapolis, MN (#11 Seed)**

North Carolina State	L	64-66
----------------------	---	-------

**1986-87, West Region, Tucson, AZ (#2 Seed)**

Santa Clara	W	99-76
Texas-El Paso	W	84-82

**Seattle, WA**

Oklahoma	W	93-91 (OT)
Nevada-Las Vegas	L	81-84

**1987-88, West Region, Los Angeles, CA (#5 Seed)**

Florida State	W	102-98
Nevada-Las Vegas	W	104-86

**Seattle, WA**

Arizona	L	79-99
---------	---	-------

**1988-89, East Region, Providence, RI (#4 Seed)**

Rutgers	W	87-83
North Carolina State	L	96-102 (2 OT)

**1990-91, Midwest Region, Minneapolis, MN (#7 Seed)**

East Tennessee State	W	76-73
Duke	L	70-85

**1991-92, East Region, Greensboro, NC (#9 Seed)**

Texas	W	98-92
Duke	L	62-75

**1992-93, Southeast Region, Nashville, TN (#4 Seed)**

Northeast Louisiana	W	82-69
Wake Forest	L	78-84

**1995-96, West Region, Tempe, AZ (#6 Seed)**

George Washington	W	81-79
Arizona	L	73-87

**1996-97, West Region, Salt Lake City, UT (#8 Seed)**

Virginia	W	73-60
Kentucky	L	69-75

**1998-99, West Region, Denver, CO (#5 Seed)**

Alabama-Birmingham	W	77-64
Arkansas	W	82-72

**Phoenix, AZ**

Connecticut	L	68-78
-------------	---	-------

**2000-01, East Region, Long Island, NY (#7 Seed)**

Creighton	W	69-56
Kentucky	L	79-92

**2004-05, Austin Region, Indianapolis, IN (#10 seed)**

Cincinnati	L	64-76
------------	---	-------

**2005-06, Atlanta Region, Auburn Hills, MI (#3 seed)**

Northwestern State	L	63-64
--------------------	---	-------

**2013-14, Midwest Region, Dayton, OH (#11 seed)**

Tennessee	L	65-78 (OT)
-----------	---	------------

**2014-15, South Region, Seattle, WA (#7 seed)**

Davidson	W	83-52
Gonzaga	L	68-87

**2015-16, South Region, Brooklyn, NY (#7 seed)**

Temple	W	72-70 (OT)
Villanova	L	68-87

**Paradise Jam, St. Thomas, Virgin Islands****2006-07**

Toledo	W	78-65
Alabama	L	60-72
Villanova	L	60-89

**2010-11**

Xavier	L	73-86
Alabama	W	55-47
Long Beach State	L	72-78

**Quaker City Tournament, Philadelphia, PA****1961-62**

Penn State	W	67-48
Pennsylvania	W	72-64
Villanova	L	56-69

**Queen City Tournament, Buffalo, NY****1957-58**

Cornell (NY)	W	73-68
Syracuse	W	58-52

**Rainbow Classic, Honolulu, HI****1969-70**

St. John's (NY)	L	55-57
Hawai'i	W	111-60

**1975-76**

Holy Cross	W	98-75
Arizona	W	82-80
USC	L	73-81

**1984-85**

Maryland	L	68-70 (OT)
Cornell (NY)	W	59-56 (OT)
Arkansas	W	71-52

**1994-95**

Duke	W	81-71
Hawai'i	W	84-82
Arkansas	L	92-101

**2000-01**

Detroit	W	69-68
Tennessee	L	68-80
St. Louis	W	68-56

**Rebel Roundup, Las Vegas, NV****1977-78**

Tennessee	W	92-86
Nevada-Las Vegas	L	84-85

**Rochester Classic, Rochester, NY****1982-83**

James Madison	W	47-45
Seton Hall	W	85-63

**San Juan Christmas Shootout, San Juan, Puerto Rico****1997-98**

Puerto Rico-Mayaguez	W	96-37
Southern Mississippi	W	82-58
St. Bonaventure	W	81-67

**San Juan Shootout, San Juan, Puerto Rico****1992-93**

American University	W	101-47
Eastern Michigan	W	103-66
Southern Illinois	W	90-70

**South Padre Island Invitational****2007-08, Iowa City, IA**

Florida Gulf Coast	W	62-49
Maryland Eastern Shore	W	65-48

**2007-08, South Padre Island, TX**

Bradley	L	56-67
Utah State	L	62-75

**Sugar Bowl Tournament, New Orleans, LA****1968-69**

Houston	W	95-87
Duke	L	82-85

**Sun Bowl Tournament, El Paso, TX****1965-66**

Arkansas	W	77-75
Texas-El Paso	L	68-86

**Tampa Tribune Holiday Invitational, Tampa, FL****1991-92**

Butler	W	114-92
South Florida	L	78-85

**Winston Tire Classic, Los Angeles, CA****1983-84**

USC	W	62-61
Memphis State	W	73-66



*Iowa competed in the Emerald Coast Classic for the first time, last November in Niceville, Florida.*

*Iowa will headline the inaugural Cayman Islands Classic in November, 2017.*

Year	Pts.-Avg.	FG-A	PCT	3-PT. FG	PCT	FT-A	PCT	REB-AVG	PF	AS	TO	BS	ST
2016-17 Opponents	2738-80.5 2654-78.1	964-2122 976-2195	.454 .445	300-791 289-603	.379 .685	510-741 413-603	.688 .685	1305-38.4 1302-38.3	610 673	602 587	472 486	130 117	252 265
2015-16 Opponents	2561-77.6 2287-69.3	906-2027 850-2021	.447 .421	269-719 242-772	.374 .313	480-669 345-505	.717 .683	1257-38.1 1229-37.2	538 644	523 454	339 432	156 99	223 176
2014-15 Opponents	2372-69.8 2119-62.3	821-1905 754-1903	.431 .396	192-576 227-696	.333 .326	538-723 384-553	.744 .694	1274-37.5 1136-33.4	536 607	482 411	377 417	158 121	218 200
2013-14 Opponents	2689-81.5 2321-70.3	919-1984 804-1938	.463 .415	191-546 229-722	.350 .317	660-898 484-686	.735 .706	1331-40.3 1101-33.4	603 717	532 423	371 439	164 112	234 209
2012-13 Opponents	2665-70.1 2388-62.8	903-2156 850-2168	.419 .392	204-668 212-719	.305 .295	655-896 476-675	.731 .705	1484-39.1 1307-34.4	648 742	573 440	476 500	183 159	263 264
2011-12 Opponents	2555-73.0 2537-72.5	902-1984 910-1993	.455 .457	201-539 244-707	.373 .345	550-763 473-648	.721 .730	1205-34.4 1193-34.1	590 651	521 515	433 473	119 111	262 193
2010-11 Opponents	2084-67.2 2110-68.1	766-1743 768-1749	.439 .439	146-465 212-639	.314 .332	406-601 362-489	.676 .740	1985-35.0 1045-33.7	512 551	423 466	447 445	89 106	208 215
2009-10 Opponents	1937-60.5 2112-66.0	675-1629 778-1696	.414 .459	239-753 196-574	.317 .341	348-503 360-505	.692 .713	1023-32.0 1019-31.8	507 524	394 439	440 349	64 109	134 214
2008-09 Opponents	1927-60.2 1908-59.6	650-1469 682-1570	.442 .434	258-709 199-563	.364 .353	369-496 345-503	.744 .686	928-29.0 943-29.5	537 540	375 384	401 355	68 84	152 171
2007-08 Opponents	1794-56.1 1857-58.0	616-1455 661-1635	.423 .404	222-640 196-591	.347 .332	340-524 339-496	.649 .683	1039-32.5 974-30.4	534 555	393 400	504 368	101 76	140 242
2006-07 Opponents	2121-68.4 2035-65.6	739-1684 737-1673	.439 .441	195-540 204-573	.361 .356	448-602 357-552	.744 .647	1027-33.1 1057-34.1	562 573	451 432	417 468	102 100	211 187
2005-06 Opponents	2254-66.3 2003-58.9	781-1811 732-1924	.431 .380	191-570 210-661	.335 .318	501-706 329-507	.710 .649	1285-37.8 1168-34.4	517 646	502 429	506 499	167 102	225 257
2004-05 Opponents	2407-72.9 2221-67.3	841-1831 791-1886	.459 .419	210-558 209-599	.376 .349	515-745 430-646	.691 .666	1198-36.3 1153-34.9	618 648	501 462	476 497	174 106	247 228
2003-04 Opponents	2071-71.4 1998-68.9	708-1538 699-1720	.460 .406	164-449 203-606	.365 .335	491-731 491-731	.672 .672	1099-37.9 993-34.2	541 632	440 447	472 396	132 97	208 212
2002-03 Opponents	2141-69.1 2060-66.5	746-1656 754-1785	.450 .422	146-503 207-644	.290 .321	503-703 345-506	.716 .682	1115-36.0 1016-32.8	553 632	447 451	471 421	127 117	207 229
2001-02 Opponents	2541-72.6 2384-68.1	872-1910 808-1913	.457 .422	208-552 234-693	.377 .338	589-850 534-751	.693 .711	1295-37.0 1105-31.6	701 733	508 468	540 512	120 114	253 252
2000-01 Opponents	2593-74.1 2469-70.5	815-1895 832-1912	.430 .435	210-573 223-658	.366 .339	753-1068 582-844	.705 .690	1351-38.6 1118-31.9	783 846	474 497	520 486	83 143	191 222
1999-00 Opponent	2064-68.8 2149-71.6	700-1711 728-1618	.409 .450	187-540 164-492	.346 .333	477-706 529-763	.676 .693	1043-34.8 1112-37.1	678 642	388 445	424 473	55 99	206 200
1998-99 Opponent	2217-73.9 2099-70.0	741-1602 749-1658	.463 .452	188-504 218-579	.373 .377	547-780 383-561	.701 .683	1047-34.9 934-31.1	544 650	455 465	532 529	80 77	268 258
1997-98 Opponent	2486-80.2 2091-67.5	878-1828 776-1805	.480 .430	218-543 204-603	.401 .338	512-721 335-512	.710 .654	1186-38.3 1010-32.6	498 645	566 453	514 555	114 105	315 258
1996-97 Opponent	2314-72.3 2038-63.7	813-1711 747-1787	.475 .418	184-464 219-605	.397 .362	504-719 325-506	.701 .642	1231-38.5 917-28.7	498 629	469 453	499 447	130 114	241 255
1995-96 Opponent	2548-79.6 2172-67.9	898-1871 794-1881	.480 .422	195-585 214-661	.333 .324	557-777 370-579	.717 .639	1296-40.5 1006-31.4	571 669	567 476	525 539	84 94	284 229
1994-95 Opponent	2757-83.6 2460-74.6	935-2034 936-1961	.460 .477	274-743 203-595	.369 .341	613-865 385-571	.709 .674	1213-36.8 1148-34.8	587 707	555 571	492 653	95 129	365 233
1993-94 Opponent	2254-83.5 2207-81.7	781-1754 839-1750	.445 .479	164-510 203-524	.322 .387	528-807 326-469	.654 .695	1118-41.4 992-36.7	477 640	477 538	495 521	76 115	303 247
1992-93 Opponent	2507-78.3 2093-65.4	886-1876 795-1930	.472 .412	103-323 183-534	.319 .343	632-897 320-491	.705 .652	1370-42.8 1015-31.7	498 690	456 460	489 513	165 99	306 264
1991-92 Opponent	2433-81.1 2161-72.0	858-1795 826-1908	.478 .433	105-350 187-525	.300 .356	612-857 322-491	.714 .656	1159-38.6 1079-36.0	494 677	475 461	460 537	161 102	276 224
1990-91 Opponent	2457-76.8 2308-72.1	867-1811 862-1890	.479 .456	134-330 200-534	.406 .375	588-891 384-576	.660 .666	1169-36.5 1083-33.8	568 720	461 536	548 583	146 95	262 249
1989-90 Opponent	2112-75.4 2240-80.1	746-1629 834-1738	.458 .480	89-312 184-438	.285 .420	531-813 392-589	.653 .666	1112-39.7 969-34.6	572 662	407 548	508 447	120 88	227 241
1988-89 Opponent	2957-89.6 2681-81.2	1092-2112 1041-2177	.517 .478	126-357 201-502	.353 .400	647-919 398-595	.704 .669	1367-41.4 1050-31.8	608 749	574 584	519 523	93 103	274 263



# IOWA BASKETBALL

2018 MEDIA GUIDE

Year	Pts.-Avg.	FG-A	PCT	3-PT. FG	PCT	FT-A	PCT	REB-AVG	PF	AS	TO	BS	ST
1987-88 Opponent	3181-93.6 2769-81.4	1141-2160 1114-2229	.528 .500	188-453 189-478	.415 .395	711-996 352-538	.714 .654	1317-38.7 1080-31.8	621 793	600 611	514 588	48 99	329 209
1986-87 Opponent	3055-87.3 2604-74.4	1140-2194 1005-2265	.520 .444	147-382 192-501	.385 .383	628-929 402-598	.676 .672	1508-43.1 1104-31.5	636 803	581 565	522 521	97 100	229 231
1985-86 Opponent	2355-73.6 2102-65.7	955-1874 825-1792	.510 .460	---- ----	---- ----	445-646 452-641	.689 .705	1121-35.0 1022-31.9	637 588	551 447	476 543	78 78	271 219
1984-85 Opponent	2246-70.2 1881-58.8	895-1856 767-1826	.482 .420	---- ----	---- ----	455-678 346-508	.671 .681	1325-41.4 1080-33.8	563 647	600 396	443 470	123 61	289 223
1983-84 Opponent	1648-58.9 1605-57.3	658-1425 650-1410	.462 .465	---- ----	---- ----	332-505 305-445	.657 .685	959-34.3 881-31.5	475 507	389 370	407 412	104 61	202 210
1982-83 Opponent	2161-69.7 1939-62.5	840-1775 782-1721	.473 .454	44-105 35-92	.419 .380	437-649 340-492	.673 .691	1121-36.2 1117-36.0	524 605	497 409	354 453	152 86	210 163
1981-82 Opponent	1896-65.4 1688-58.2	743-1568 668-1525	.474 .438	---- ----	---- ----	410-607 352-499	.675 .705	1061-36.6 965-33.3	515 566	445 319	379 426	82 80	193 160
1980-81 Opponent	2095-74.8 1802-64.4	829-1760 733-1594	.471 .460	---- ----	---- ----	437-607 336-514	.720 .654	1153-41.2 987-35.3	526 588	457 383	397 456	45 101	200 178
1979-80 Opponent	2409-73.0 2164-65.6	942-1922 885-1885	.490 .469	---- ----	---- ----	525-744 394-559	.706 .705	1215-36.8 1149-34.8	579 689	519 482	436 540	75 131	203 180
1978-79 Opponent	2168-77.4 1863-66.5	834-1760 740-1672	.474 .443	---- ----	---- ----	500-682 383-570	.733 .672	1106-39.5 1121-40.0	589 630	422 356	N/A N/A	N/A N/A	N/A N/A
1977-78 Opponent	2007-74.3 1982-73.4	794-1718 789-1712	.462 .461	---- ----	---- ----	419-612 404-606	.685 .667	1146-42.4 1096-40.6	566 601	414 392	N/A N/A	N/A N/A	N/A N/A
1976-77 Opponent	2172-80.4 2034-75.3	818-1864 792-1841	.439 .430	---- ----	---- ----	536-732 450-608	.732 .740	1262-46.7 1187-44.0	596 647	418 344	N/A N/A	N/A N/A	N/A N/A
1975-76 Opponent	2391-82.4 2305-79.5	992-2017 940-1938	.492 .485	---- ----	---- ----	407-607 425-568	.670 .748	1240-42.8 1126-38.8	578 610	568 446	N/A N/A	N/A N/A	N/A N/A
1974-75 Opponent	1898-73.0 2096-80.6	787-1854 865-1869	.425 .463	---- ----	---- ----	324-519 366-522	.624 .701	1204-46.3 1218-46.9	523 538	339 381	N/A N/A	N/A N/A	N/A N/A
1973-74 Opponent	1754-73.1 1948-81.2	740-1653 788-1655	.448 .476	---- ----	---- ----	372-530 372-530	.631 .702	999-41.7 1099-45.8	531 476	N/A N/A	N/A N/A	N/A N/A	N/A N/A
1972-73 Opponent	1860-77.5 1730-72.1	773-1736 699-1575	.445 .417	---- ----	---- ----	314-476 332-474	.660 .700	1186-49.4 1057-44.0	466 462	N/A N/A	N/A N/A	N/A N/A	N/A N/A
1971-72 Opponent	1936-80.7 1920-80.0	766-1685 721-1658	.455 .435	---- ----	---- ----	404-576 478-684	.701 .699	1162-48.4 1072-44.7	503 442	N/A N/A	N/A N/A	N/A N/A	N/A N/A
1970-71 Opponent	1948-81.2 1987-82.8	760-1735 754-1595	.438 .473	---- ----	---- ----	428-573 479-696	.747 .688	1063-44.3 1115-46.5	502 432	N/A N/A	N/A N/A	N/A N/A	N/A N/A
1969-70 Opponent	2467-98.7 2176-87.0	959-1834 860-1811	.523 .474	---- ----	---- ----	549-704 456-633	.780 .720	1102-44.1 1056-42.4	482 522	N/A N/A	N/A N/A	N/A N/A	N/A N/A
1968-69 Opponent	2025-84.4 1918-79.9	726-1547 747-1624	.470 .460	---- ----	---- ----	573-743 424-620	.771 .684	1058-44.1 1006-41.2	467 529	N/A N/A	N/A N/A	N/A N/A	N/A N/A
1967-68 Opponent	1879-75.1 1797-71.5	691-1630 690-1636	.423 .421	---- ----	---- ----	497-689 417-626	.721 .666	906-36.2 956-38.2	492 519	N/A N/A	N/A N/A	N/A N/A	N/A N/A
1966-67 Opponent	1956-81.5 1846-76.9	726-1577 736-1611	.460 .457	---- ----	---- ----	504-683 374-555	.737 .674	901-37.5 876-36.5	451 513	N/A N/A	N/A N/A	N/A N/A	N/A N/A
1965-66 Opponent	1980-82.5 1790-74.6	762-1689 672-1478	.451 .455	---- ----	---- ----	456-644 446-644	.708 .692	1044-43.5 920-38.3	505 514	N/A N/A	N/A N/A	N/A N/A	N/A N/A
1964-65 Opponent	2010-83.7 1797-74.8	757-1675 685-1486	.452 .467	---- ----	---- ----	496-721 427-661	.688 .646	911-38.0 799-33.3	528 522	N/A N/A	N/A N/A	N/A N/A	N/A N/A
1963-64 Opponent	1698-73.7 1858-80.7	633-1677 704-1672	.377 .421	---- ----	---- ----	432-643 450-669	.672 .673	922-40.1 1025-44.6	521 528	N/A N/A	N/A N/A	N/A N/A	N/A N/A
1962-63 Opponent	1577-65.7 1688-70.3	591-1563 655-1514	.378 .432	---- ----	---- ----	395-599 378-580	.658 .651	832-34.7 1035-43.1	452 478	N/A N/A	N/A N/A	N/A N/A	N/A N/A
1961-62 Opponent	1687-70.3 1619-67.4	636-1553 591-1483	.409 .389	---- ----	---- ----	415-639 437-629	.649 .694	919-38.3 910-37.9	476 481	N/A N/A	N/A N/A	N/A N/A	N/A N/A
1960-61 Opponent	1701-70.9 1552-64.6	652-1523 593-1557	.428 .380	---- ----	---- ----	397-620 366-533	.640 .686	978-40.8 865-36.0	413 456	N/A N/A	N/A N/A	N/A N/A	N/A N/A



Year	Pts.-Avg.	FG-A	PCT	3-PT. FG	PCT	FT-A	PCT	REB-AVG	PF	AS	TO	BS	ST
1959-60 Opponent	1753-73.0 1704-71.0	681-1644 554-1560	.414 .355	----- -----	----- -----	391-582 396-559	.671 .704	957-39.9 744-31.0	454 482	N/A N/A	N/A N/A	N/A N/A	N/A N/A
1958-59 Opponent	1521-76.1 1529-76.5	573-1510 598-1547	.379 .386	----- -----	----- -----	375-548 343-495	.684 .692	941-47.1 902-45.1	354 405	N/A N/A	N/A N/A	N/A N/A	N/A N/A
1957-58 Opponent	1622-73.7 1608-73.1	623-1619 629-1637	.385 .384	----- -----	----- -----	376-568 350-531	.662 .659	885-40.2 880-40.0	350 427	N/A N/A	N/A N/A	N/A N/A	N/A N/A
1956-57 Opponent	1532-69.6 1578-71.7	592-1622 587-1541	.365 .381	----- -----	----- -----	348-605 404-606	.575 .666	787-35.8 817-37.1	409 425	N/A N/A	N/A N/A	N/A N/A	N/A N/A
1955-56 Opponent	2020-77.7 1818-69.9	731-1903 679-1852	.384 .367	----- -----	----- -----	558-824 460-763	.684 .603	1196-54.4 1151-52.3	478 491	N/A N/A	N/A N/A	N/A N/A	N/A N/A
1954-55 Opponent	1776-80.7 1579-70.8	648-1662 537-1593	.389 .336	----- -----	----- -----	480-742 505-786	.646 .642	N/A N/A	460 454	N/A N/A	N/A N/A	N/A N/A	N/A N/A
1953-54 Opponent	1559-70.8 1415-64.3	538-1435 478-1411	.375 .338	----- -----	----- -----	483-768 459-723	.629 .635	N/A N/A	490 502	N/A N/A	N/A N/A	N/A N/A	N/A N/A
1952-53 Opponent	1535-69.8 1503-68.3	523-1602 548-1654	.325 .331	----- -----	----- -----	513-813 407-658	.631 .633	N/A N/A	433 530	N/A N/A	N/A N/A	N/A N/A	N/A N/A
1951-52 Opponent	1535-69.8 1358-61.7	566-1663 532-1672	.340 .318	----- -----	----- -----	403-609 294-503	.662 .584	N/A N/A	439 567	N/A N/A	N/A N/A	N/A N/A	N/A N/A
1950-51 Opponent	1430-65.0 1310-59.6	536-1728 503-1598	.310 .315	----- -----	----- -----	242-358 206-304	.597 .596	1134-51.6 782-35.6	459 525	N/A N/A	N/A N/A	N/A N/A	N/A N/A
1949-50 Opponent	1410-64.1 1290-58.6	534-1736 490-1619	.308 .303	----- -----	----- -----	231-342 195-310	.597 .614	N/A N/A	406 447	N/A N/A	N/A N/A	N/A N/A	N/A N/A
1948-49 Opponent	1102-55.1 1098-54.9	404-1638 403-1504	.246 .268	----- -----	----- -----	202-292 186-294	.612 .581	N/A N/A	430 422	N/A N/A	N/A N/A	N/A N/A	N/A N/A
1947-48 Opponent	1082-57.0 902-47.4	407-1470 330-1359	.277 .243	----- -----	----- -----	180-268 178-242	.671 .735	N/A N/A	378 400	N/A N/A	N/A N/A	N/A N/A	N/A N/A
1946-47 Opponent	1080-56.8 903-47.5	410- N/A N/A- N/A	N/A N/A	----- -----	----- ---	178-260 N/A	.684 N/A	N/A N/A	N/A N/A	N/A N/A	N/A N/A	N/A N/A	N/A N/A
1945-46 Opponent	1034-57.4 749-41.6	390- N/A 270- N/A	N/A N/A	----- -----	----- -----	200-254 171-209	.787 .818	N/A N/A	334 367	N/A N/A	N/A N/A	N/A N/A	N/A N/A
1944-45 Opponent	1030-57.2 706-39.2	408- N/A 274- N/A	N/A N/A	----- -----	----- -----	150-214 136-159	.700 .855	N/A N/A	251 309	N/A N/A	N/A N/A	N/A N/A	N/A N/A
1943-44 Opponent	951-52.8 695-38.6	392- N/A 285- N/A	N/A N/A	----- -----	----- -----	132-167 114-125	.790 .912	N/A N/A	219 224	N/A N/A	N/A N/A	N/A N/A	N/A N/A
1942-43 Opponent	807-47.4 802-47.1	305- N/A 330- N/A	N/A N/A	----- -----	----- -----	97-197 123-142	.492 .866	N/A N/A	231 230	N/A N/A	N/A N/A	N/A N/A	N/A N/A
1941-42 Opponent	942-47.1 862-43.1	367- N/A 342- N/A	N/A N/A	----- -----	----- -----	100-208 132-178	.480 .741	N/A N/A	261 254	N/A N/A	N/A N/A	N/A N/A	N/A N/A
1940-41 Opponent	886-44.3 786-39.3	344- N/A 296- N/A	N/A N/A	----- -----	----- -----	149-198 131-194	.752 .675	N/A N/A	285 285	N/A N/A	N/A N/A	N/A N/A	N/A N/A
1939-40 Opponent	753-35.9 789-37.8	294- N/A 302- N/A	N/A N/A	----- -----	----- -----	145-165 127-185	.879 .686	N/A N/A	278 292	N/A N/A	N/A N/A	N/A N/A	N/A N/A
1938-39 Opponent	674-35.5 694-36.5	247- N/A 272- N/A	N/A N/A	----- -----	----- -----	101-180 122-140	.561 .871	N/A N/A	232 236	N/A N/A	N/A N/A	N/A N/A	N/A N/A
1937-38 Opponent	743-35.4 732-34.9	286- N/A 275- N/A	N/A N/A	----- -----	----- -----	122-171 143-182	.713 .786	N/A N/A	280 243	N/A N/A	N/A N/A	N/A N/A	N/A N/A
1936-37 Opponent	689-34.5 677-33.9	254- N/A 252- N/A	N/A N/A	----- -----	----- -----	121-181 144-173	.669 .832	N/A N/A	252 227	N/A N/A	N/A N/A	N/A N/A	N/A N/A
1935-36 Opponent	590-31.0 600-31.5	218- N/A 222- N/A	N/A N/A	----- -----	----- -----	124-154 128-156	.805 .821	N/A N/A	240 225	N/A N/A	N/A N/A	N/A N/A	N/A N/A
1934-35 Opponent	638-33.6 623-32.8	242- N/A 251- N/A	N/A N/A	----- -----	----- -----	122-154 112-121	.792 .926	N/A N/A	202 234	N/A N/A	N/A N/A	N/A N/A	N/A N/A
1933-34 Opponent	681-35.8 539-28.3	262- N/A 200- N/A	N/A N/A	----- -----	----- -----	93-157 55-139	.592 .396	N/A N/A	205 199	N/A N/A	N/A N/A	N/A N/A	N/A N/A

Season Team totals not available prior to 1934; Three-Point Field Goals were established in 1982-83, then discontinued until 1986-87  
N/A = Not Available



**1954-55 (19-7 OVERALL, 11-3 BIG TEN)**

This years team won the Big Ten Championship and was Iowa's first NCAA Tournament squad that won an outright conference title (11-3) before finishing fourth in the national tournament. Coach Bucky O'Connor's team became the first in Iowa history to average more than 80 points per game. Bill Logan led the Hawkeyes in scoring (15.9) and rebounding (11.0).

Henry Berry	Jr.	Chicago, Ill.
Carl Cain	Jr.	Freeport, Ill.
Tom Choules	Jr.	Idaho Falls, Idaho
Carter Crookham	So.	Oskaloosa, Iowa
McKinley Davis	Sr.	Freeport, Ill.
Douglas Duncan	Sr.	Salt Lake City, Utah
Robert George	Jr.	Deerfield, Ill.
Lester Hawthorne	Jr.	Saybrook, Ill.
Roy Johnson	Jr.	Homewood, Ill.
John Liston	So.	Knoxville, Ill.
William Logan	Jr.	Keokuk, Iowa
Augie Martel	So.	Moline, Ill.
Jerry Reichow	Jr.	Decorah, Iowa
Jerry Ridley	Sr.	Riverside, Ill.
Richard Ritter	Jr.	Grinnell, Iowa
Milton Scheuerman	Jr.	Rock Island, Ill.
William Schoof	Jr.	Homewood, Ill.
William Seaberg	Jr.	Moline, Ill.
Frank Sebolt	So.	Davenport, Iowa

**Head Coach:** Frank 'Bucky' O'Connor

**1955-56 (20-6 OVERALL, 13-1 BIG TEN)**

The "Fabulous Five" -- Carl Cain, Bill Logan, Sharm Scheuerman, Bill Schoof and Bill Seaberg -- were NCAA runners-up, dropping an 83-71 decision to No. 1-ranked San Francisco. Iowa lost its Big Ten opener before winning 13 consecutive games to take a second straight conference title. Cain was a first team All-American and Logan led the team in scoring and rebounding.

Carl Cain	Sr.	Freeport, Ill.
Carter Crookham	Jr.	Oskaloosa, Iowa
Bob George	Sr.	Deerfield, Ill.
Les Hawthorne	Sr.	Saybrook, Ill.
Bill Logan	Sr.	Keokuk, Iowa
Augie Martel	Jr.	Moline, Ill.
Jim McConnell	So.	Des Moines, Iowa
Norman Paul	So.	Clarence, Iowa
Tom Payne	So.	Quincy, Ill.
Gene Pitts	So.	Chicago, Ill.
Milton Scheuerman	Sr.	Rock Island, Ill.
Bill Schoof	Sr.	Homewood, Ill.
Greg Schroeder	So.	Muscatine, Ill.
Bill Seaberg	Sr.	Moline, Ill.
Frank Sebolt	Jr.	Davenport, Iowa

**Head Coach:** Frank 'Bucky' O'Connor

**1979-80 (23-10 OVERALL, 10-8 BIG TEN)**

This Iowa squad did not win the Big Ten title, but the 1979-80 Hawkeyes recovered from a rash of mid-season injuries to become the third Iowa team to reach the NCAA Final Four. All-American Ronnie Lester averaged 14.7 points per game, despite missing 16 games with a knee injury.

Mike Arens	Sr.	Chicago, Ill. (Highland Park)
Kenny Arnold	So.	Chicago, Ill. (Calumet)
Greg Boyle	Jr.	Mundelein, Ill. (Mundelein)
Kevin Boyle	So.	Chicago, Ill. (St. Laurence)
Vince Brookins	Jr.	Cleveland, Ohio (Collinwood)
Jon Darsee	So.	West Des Moines, Iowa (Valley)
Mark Gannon	Fr.	Iowa City, Iowa (Regina)
Bob Hansen	Fr.	Des Moines, Iowa (Dowling)
Mike Heller	Fr.	St. Paul, Minn. (St. Thomas)
Mike Henry	Jr.	Elgin, Ill. (Larkin)
Steve Krafcisin	Jr.	Chicago, Ill. (St. Laurence)
Ronnie Lester	Sr.	Chicago, Ill. (Dunbar)
Randy Norton	So.	Iowa City, Iowa (Regina)
Steve Waite	Jr.	Iowa City, Iowa (West)

**Head Coach:** Lute Olson

**Assistant Coach:** Jim Rosborough

**Assistant Coach:** Tony McAndrews

**Assistant Coach:** Ken Burmeister



**1922-23 (13-2 OVERALL, 11-1 BIG TEN)**

The 1922-23 team won the school's first-ever Big Ten title, with 11 victories in 12 league contests. A 23-21 loss at Indiana in the regular-season finale allowed Wisconsin (whom the Hawkeyes did not play) to tie for the title. Hector Janse became the first Hawkeye sophomore to make the All-Western Conference team.

- Paul Barton
- Robert Burgitt
- Clarence Duhm
- Wayland Hicks
- Jack Funk
- Hector Janse
- James Laude
- Richard McGovney
- Ed Voltmer
- Bill Swenson

**Head Coach:** Sam Barry

**1925-26 (12-5 OVERALL, 8-4 BIG TEN)**

Coach Sam Barry took a Hawkeye squad that was picked for last in the Big Ten and guided it to a four-way share of the league title. After a 2-4 start, the Big Ten's top defensive team (21.4 point average) won a then-conference record six straight games. Captain Charles McConnell was an all-league selection.

- Amstrong
- Gamble
- Pops Harrison
- Ralph Hogan
- Keel
- Fred Lawson
- Charles McConnell
- Harold Miller
- Gordon Phillips
- Smith
- Swenson
- George VanDeusen

**Head Coach:** Sam Barry

**1944-45 (17-1 OVERALL, 11-1 BIG TEN)**

Iowa's 1944-45 squad, under the direction of Coach Pops Harrison, won the school's first outright conference basketball championship. Brothers Herb and Clayton Wilkinson were first team all-conference selections. Herb Wilkinson and Dick Ives (the top scorer at 12.1 per game) combined to make five All-America teams.

- |                    |     |                    |
|--------------------|-----|--------------------|
| Robert Beckham     | Fr. | Sperry, Iowa       |
| LaVerne Bruns      | Fr. | Denver, Iowa       |
| Leo Cabalka        | So. | Cedar Rapids, Iowa |
| Robert Cole        | Jr. | Galesburg, Ill.    |
| Richard Culberson  | Jr. | Iowa City, Iowa    |
| James Graham       | Fr. | Springville, Iowa  |
| Richard Ives       | So. | Diagonal, Iowa     |
| Edwin Marsh        | Fr. | Cedar Falls, Iowa  |
| Robert Marshall    | Jr. | Atlantic, Iowa     |
| Allen McCord       | So. | Davenport, Iowa    |
| Russell McLoughlin | Fr. | Audobon, Iowa      |
| Robert Miller      | Fr. | Mason City, Iowa   |
| Bud Paulsen        | Fr. | Bennett, Iowa      |
| Ned Postels        | Jr. | Mankato, Minn.     |
| Sherwin Sankey     | Fr. | Ute, Iowa          |
| Donald Schnepf     | Jr. | Alvord, Iowa       |
| Clinton Schryver   | Fr. | Laurens, Iowa      |
| Robert Schulze     | Fr. | Davenport, Iowa    |
| Dean Selken        | Fr. | Vinton, Iowa       |
| Jack Spencer       | So. | Davenport, Iowa    |
| Stanley Straatsma  | Fr. | Sioux Center, Iowa |
| Robert Swisher     | Fr. | Leon, Iowa         |

**Head Coach:** Lawrence 'Pops' Harrison

**1954-55 (19-7 OVERALL, 11-3 BIG TEN)**

This year's team won the Big Ten Championship and was Iowa's first NCAA Tournament squad that won an outright conference title (11-3) before finishing fourth in the national tournament. Coach Bucky O'Connor's team became the first in Iowa history to average more than 80 points per game. Bill Logan led the Hawkeyes in scoring (15.9) and rebounding (11.0).

- |                   |     |                      |
|-------------------|-----|----------------------|
| Henry Berry       | Jr. | Chicago, Ill.        |
| Carl Cain         | Jr. | Freeport, Ill.       |
| Tom Choules       | Jr. | Idaho Falls, Idaho   |
| Carter Crookham   | So. | Oskaloosa, Iowa      |
| McKinley Davis    | Sr. | Freeport, Ill.       |
| Douglas Duncan    | Sr. | Salt Lake City, Utah |
| Robert George     | Jr. | Deerfield, Ill.      |
| Lester Hawthorne  | Jr. | Saybrook, Ill.       |
| Roy Johnson       | Jr. | Homewood, Ill.       |
| John Liston       | So. | Knoxville, Ill.      |
| William Logan     | Jr. | Keokuk, Iowa         |
| Augie Martel      | So. | Moline, Ill.         |
| Jerry Reichow     | Jr. | Decorah, Iowa        |
| Jerry Ridley      | Sr. | Riverside, Ill.      |
| Richard Ritter    | Jr. | Grinnell, Iowa       |
| Milton Scheuerman | Jr. | Rock Island, Ill.    |
| William Schoof    | Jr. | Homewood, Ill.       |
| William Seaberg   | Jr. | Moline, Ill.         |
| Frank Sebolt      | So. | Davenport, Iowa      |

**Head Coach:** Frank 'Bucky' O'Connor



**1955-56 (20-6 OVERALL, 13-1 BIG TEN)**

The "Fabulous Five" -- Carl Cain, Bill Logan, Sharm Scheuerman, Bill Schoof and Bill Seaberg -- were NCAA runners-up, dropping an 83-71 decision to No. 1-ranked San Francisco. Iowa lost its Big Ten opener before winning 13 consecutive games to take a second straight conference title. Cain was a first team All-American and Logan led the team in scoring and rebounding.

Carl Cain	Sr.	Freeport, Ill.
Carter Crookham	Jr.	Oskaloosa, Iowa
Bob George	Sr.	Deerfield, Ill.
Les Hawthorne	Sr.	Saybrook, Ill.
Bill Logan	Sr.	Keokuk, Iowa
Augie Martel	Jr.	Moline, Ill.
Jim McConnell	So.	Des Moines, Iowa
Norman Paul	So.	Clarence, Iowa
Tom Payne	So.	Quincy, Ill.
Gene Pitts	So.	Chicago, Ill.
Milton Scheuerman	Sr.	Rock Island, Ill.
Bill Schoof	Sr.	Homewood, Ill.
Greg Schroeder	So.	Muscatine, Ill.
Bill Seaberg	Sr.	Moline, Ill.
Frank Sebolt	Jr.	Davenport, Iowa

**Head Coach:** Frank 'Bucky' O'Connor

**1967-68 (16-9 OVERALL, 10-4 BIG TEN)**

The 1967-68 team shared the Big Ten title with Ohio State after winning six of its first eight league battles. Coach Ralph Miller's team led the Big Ten race before dropping its final conference game to Michigan (72-71). All-American Sam Williams (25.3 points and 10.3 rebounds per game) was named Big Ten Most Valuable Player.

Dick Agnew	Jr.	San Bernardino, Calif.
Frank Nelson	So.	Sioux City East, Iowa
Huston Breedlove	Sr.	Akron, Ohio
Chad Calabria	So.	Aliquippa, Pa.
Jim Hodge	So.	Danvers, Ill.
Dick Jensen	So.	Madrid, Iowa
Ron Norman	Sr.	Freeport, Ill.
Rolly McGrath	Sr.	Topeka, Kan.
Chris Philips	So.	Sac City, Iowa
Tom Schulze	So.	Des Moines, Iowa
Glenn Vidnovic	So.	McKeesport, Pa.
Dave White	Jr.	Arlington Heights, Ill.
Sam Williams	Sr.	Detroit, Mich.

**Head Coach:** Ralph Miller

**Assistant Coach:** Dick Schultz

**Assistant Coach:** Lanny Van Eman



Iowa's 1969-70 team ran its way to a perfect 14-0 league mark and set many scoring records. The 1969-70 Hawkeyes, who won 17 of their last 18 games, are still the highest scoring team in Big Ten history (102.9 points per game).



**1969-70 (20-5 OVERALL, 14-0 BIG TEN)**

The Iowa "Six Pack" ran its way to a perfect 14-0 league mark and set many scoring records. The 1969-70 Hawkeyes, who won 17 of their last 18 games, are still the highest scoring team in Big Ten history (102.9 points per game). Iowa eclipsed the century mark 12 times. Four players averaged over 17 points, led by John Johnson (27.6).

Fred Brown	Jr.	Milwaukee, Wis.
Chad Calabria	Sr.	Aliquippa, Pa.
George Conway	Jr.	Miami, Fla.
Ken Grabinski	So.	Clear Lake, Iowa
Omar Hazley	Jr.	Kansas City, Mo.
Jim Hodge	Sr.	Danvers, Ill.
Tom Hover	So.	Aurora, Ill.
Dick Jensen	Sr.	Madrid, Iowa
John Johnson	Sr.	Milwaukee, Wis.
Gary Lusk	So.	Madison, Ill.
Ben McGilmer	Sr.	Detroit, Mich.
Tom Miller	Jr.	Lawrence, Kan.
Joe Miranda	Jr.	Miami, Fla.
Lynn Rowat	So.	Des Moines, Iowa
Tom Schulze	Sr.	Des Moines, Iowa
Glenn Vidnovic	Sr.	McKeensport, Pa.

**Head Coach:** Ralph Miller  
**Assistant Coach:** Dick Schultz  
**Assistant Coach:** Lanny Van Eman

**1978-79 (20-8 OVERALL, 13-5 BIG TEN)**

Lute Olson's lone Big Ten championship squad tied for the title with Purdue and NCAA champion Michigan State. Ronnie Lester, the leading scorer (18.7 points per game), was All-Big Ten and All-American. The 20 wins tied an Iowa season record and the 13 league victories still rank second in Hawkeye history.

Kenny Arnold	Fr.	Chicago, Ill. (Calumet)
Greg Boyle	So.	Mundelein, Ill. (Mundelein)
Kevin Boyle	Fr.	Chicago, Ill. (St. Laurence)
Vincent Brookins	So.	Cleveland, Ohio (Collinwood)
Clay Hargrave	Sr.	Iowa City, Iowa (City)
Mike Henry	So.	Elgin, Ill. (Larkin)
Steve Kraficisin	So.	Chicago, Ill. (St. Laurence)
Ronnie Lester	Jr.	Chicago, Ill. (Dunbar)
William Mayfield	Sr.	Detroit, Mich. (Cass Tech)
Tom Norman	Sr.	Freeport, Ill. (Freeport)
Randy Norton	Fr.	Iowa City, Iowa (Regina)
Dick Peth	Sr.	Tomah, Wis. (Tomah)
Kirk Speraw	Sr.	Sioux City, Iowa (North)
Steve Waite	So.	Iowa City, Iowa (West)

**Head Coach:** Lute Olson  
**Assistant Coach:** Jim Rosborough  
**Assistant Coach:** Tony McAndrews  
**Assistant Coach:** Johnnie Butler

**2000-01 (23-12 OVERALL, 7-9 BIG TEN)**

Steve Alford's second Iowa team won four games in four days to claim the 2001 Big Ten Tournament championship at the United Center in Chicago. Reggie Evans was named Most Outstanding Player after averaging 16 points and 12.8 rebounds. Freshman Brody Boyd led Iowa with 22 points in the 63-61 championship game win over Indiana. Evans earned honorable mention All-American honors after leading the nation in rebounding, free throws, free throw attempts, scoring, rebounding and double-doubles.

Brody Boyd	Fr.	Dugger, Ind. (Union)
Reggie Evans	Jr.	Pensacola, Fla. (Coffeyville, Kan., CC)
Joe Fermino	Sr.	Hyde Park, Mass. (Barton County CC)
Kyle Galloway	Sr.	Sioux City, Iowa (Sioux City West)
Duez Henderson	Jr.	Detroit, Mich. (River Lounge)
Ryan Hogan	Jr.	Deerfield, Ill. (Deerfield/Kentucky)
Dean Oliver	Sr.	Mason City, Iowa (Mason City)
Luke Recker	Jr.	Auburn, Ind. (DeKalb (Arizona))
Jared Reiner	Fr.	Tripp, S.D. (Tripp-Delmont)
Cortney Scott	Fr.	Jackson, Mich. (Lansing Waverly)
Jason Smith	Sr.	Bettendorf, Iowa (Bettendorf)
Sean Sonderleiter	Fr.	Des Moines, Iowa (Christian)
Rod Thompson	Jr.	Galesburg, Ill. (Galesburg)
Glen Worley	Fr.	Iowa City, Iowa (West)


**Head Coach:** Steve Alford  
**Assistant Coach:** Rich Walker  
**Assistant Coach:** Sam Alford  
**Assistant Coach:** Greg Lansing

**2005-06 (25-9, 11-5 BIG TEN)**

Iowa's senior dominated team posted a 17-0 record in Carver-Hawkeye Arena and won the 2006 Big Ten Conference Tournament in Indianapolis. The 25 wins marked the second-highest number in school history as the Hawkeyes posted a sixth consecutive winning season under Coach Steve Alford. The Hawkeyes tied for second during the regular season, one game behind Ohio State, before defeating the Buckeyes in the title game of the post-season tournament. Senior guard Jeff Horner was named MVP of the Big Ten Tournament, while senior forward Greg Brunner was named to the all-tournament team.

J.R. Angle	So.	Franklin, Ind. (Indian Creek)
Dan Bohall	Fr.	Sioux City, Iowa (East)
Greg Brunner	Sr.	Charles City, Iowa (Charles City)
Tony Freeman	Fr.	Maywood, Ill. (St. Joseph's)
Seth Gorney	So.	Vandalia, Ohio (Butler)
Adam Haluska	Jr.	Carroll, Iowa (Carroll)
Erek Hansen	Sr.	Bedford, Texas (Kirkwood, Iowa, CC)
Mike Henderson	Jr.	Waterloo, Iowa (East)
Jeff Horner	Sr.	Mason City, Iowa (Mason City)
Ryan Kennedy	Jr.	Des Moines, Iowa (Roosevelt)
Kurt Looby	Jr.	St. John's, Antigua (Tyler, Texas, CC)
Carlton Reed	So.	Waterloo, Iowa (East)
Doug Thomas	Sr.	Pasadena, Calif. (Southeastern, Iowa, CC)
Alex Thompson	So.	Ames, Iowa (Ames)
Brett Wessels	Fr.	Bettendorf, Iowa (Bettendorf)
Justin Wieck	Sr.	North Liberty, Iowa (Kirkwood, Iowa, CC)

**Head Coach:** Steve Alford  
**Assistant Coach:** Greg Lansing  
**Associate Head Coach:** Craig Neal  
**Assistant Coach:** Brian Jones



On Sept. 11, 2015, former Iowa men's basketball coach George Raveling was one of 11 notable men and women inducted into the Naismith Hall of Fame in Springfield, Massachusetts.

Raveling is the current Director of International Basketball for Nike and a former men's college basketball coach. While at Iowa (1983-86), Raveling guided the Hawkeyes to back-to-back 20-win seasons and a pair of NCAA Tournament appearances.

Raveling is not only known for making history by breaking down racial barriers as a coach, but also was a part of history when in 1963 he received the original copy of the Martin Luther King Jr., "I Have a Dream" speech.

"It's been a magical ride, and to have this bestowed upon me at 78 years old is an incredible experience. It's humbling and it's certainly appreciated," said Raveling.

*Photo Credit: Bob Blanchard, Naismith Memorial Basketball Hall of Fame and Richard Orr.*







The year 2012 was a memorable one for former Hawkeye Don Nelson. First, the Rock Island, Illinois, native returned to Iowa City in mid-May after 50 years to receive his University of Iowa diploma. Four months later, Nelson was honored with the highest basketball honor that can be bestowed upon an individual... enshrinement into the Naismith Basketball Hall of Fame.

Nelson is the all-time winningest coach in NBA history with over 1,300 victories and is one of only two coaches to be named NBA Coach of the Year three times (1983, 1985, 1992). He spent over 40 years of his life as a player, coach and general manager. He led teams to 18 playoff appearances where he amassed 75 playoff wins and is one of only two NBA coaches to win 250 games with three different teams. He also coached Dream Team II to a gold medal in the 1994 World Championships. Nelson, who was named in 1996 as one of the NBA's 10 Best Coaches of all time, is the only coach with 1,000+ wins and multiple NBA championships as a player, where he won five titles with the Boston Celtics (1966, 1968, 1969, 1974 and 1976).

As a Hawkeye, Nelson led the Hawkeyes to 45 victories between 1959-62. He left Iowa after the 1962 season with 1,522 points, averaging 21.2 points per game in 72 career games, which currently ranks fourth best for scoring average in the Iowa record books.



**CONSENSUS ALL-AMERICANS****FIRST TEAM**

Murray Wier, 1948  
 Chuck Darling, 1952

**SECOND TEAM**

Dick Ives, 1945  
 Herb Wilkinson, 1945  
 Jarrod Uthoff, 2016

**ALL-AMERICANS**

1934	Ben Selzer	CT (2nd), LD (2nd)
1944	Dave Danner	TSN (2nd)
	Dick Ives	CT (3rd), Pic (3rd)
1945	Dick Ives	Arg (1st), CT (2nd)
	Herb Wilkinson	Helms (1st), TSN (2nd), Arg (3rd)
1946	Herb Wilkinson	Helms (2nd), TSN (2nd)
	Dick Ives	True (3rd)
1947	Herb Wilkinson	Helms (2nd)
1948	Murray Wier	AP (1st), Helms (1st), SW (1st), RB (1st), True (2nd), CT (3rd)
1952	Chuck Darling	AP (1st), Col (1st), Helms (1st), INS (1st), Look (1st), UP (1st), Ath (2nd), CT (2nd)
	Bob Clifton	Look (3rd)
1955	Bill Seaberg	Helms (3rd)
1956	Carl Cain	CT (1st)
	Bill Logan	CT (2nd), Helms (2nd)
1961	Don Nelson	CT (2nd)
1962	Don Nelson	CT (2nd), AP (3rd), Helms (3rd), UP (3rd)
1967	Sam Williams	Helms (2nd)
1968	Sam Williams	Helms (1st), CT (2nd), AP (3rd)
1970	John Johnson	BN (1st), Helms (1st), Con (2nd), AP (3rd), UPI (3rd)
1971	Fred Brown	BN (1st), BW (1st), Helms (1st), Con (2nd), TSN (2nd), AP (3rd)
1973	Kevin Kunnert	Helms (1st)
1979	Ronnie Lester	CF (1st), AP (2nd), NABC (3rd), UPI (3rd)
1980	Ronnie Lester	CF (1st), TSN (2nd)
1997	Andre Woolridge	BT (1st), AP (3rd)
2006	Jeff Horner	AP (HM)
2007	Adam Haluska	AP (HM)
2016	Jarrod Uthoff	TSN (2nd), USBWA (2nd), NABC (3rd), USA (3rd), Scout (3rd), AP (3rd), SI (HM)
2017	Peter Jok	AP (HM)

**Key to Abbreviations**

**AP** -- Associated Press; **Arg** -- Argosy; **Ath** -- Athletic Publications; **BN** -- Basketball News; **BT** -- Basketball Times; **BW** -- Basketball Weekly; **CF** -- Citizens Foundation; **Col** -- Colliers; **Con** -- Converse; **CT** -- Converse-Taylor; **Helms** -- Helms Foundation; **INS** -- International News Service; **LD** -- Literary Digest; **Look** -- Look Magazine; **NABC** -- National Association of Basketball Coaches; **Pic** -- Pic Magazine; **RB** -- Radio Broadcasters; **Scout** -- Scout.com; **SI** -- Sports Illustrated; **SW** -- Sports Week; **True** -- True Magazine; **TSN** -- The Sporting News; **UP** -- United Press; **UPI** -- United Press International; **USA** -- USA Today.

**NATIONAL COACH OF THE YEAR**

1980	Lute Olson (NABC and Sporting News)
1987	Tom Davis (AP)

**ACADEMIC ALL-AMERICAN OF THE YEAR**

2007	Adam Haluska
2016	Jarrod Uthoff

**ACADEMIC ALL-AMERICA**

1996	Jess Settles, second team
2001	Luke Recker, third team
2002	Luke Recker, third team
2006	Greg Brunner, third team Adam Haluska, third team
2007	Adam Haluska, first team
2015	Mike Gesell, third team
2016	Jarrod Uthoff, first team Mike Gesell, second team

**ACADEMIC ALL-BIG TEN**

1968	Rolly McGrath	2002	Luke Recker
1969	Chad Calabria		Jared Reiner
1971	Ken Grabinski	2003	Jared Reiner
	Gary Lusk	2004	Greg Brunner
1972	Neil Fegebank		Jared Reiner
1976	Scott Thompson		Kurt Spurgeon
	Cal Wulfsberg	2005	Greg Brunner
1977	Cal Wulfsberg		Adam Haluska
1979	Steve Waite	2006	Greg Brunner
1980	Steve Waite		Adam Haluska
1981	Steve Waite		Jeff Horner
1990	Brig Tubbs		Justin Wieck
1991	Brig Tubbs	2007	Adam Haluska
1992	Jim O'Connor		Brett Wessels
1994	Nate Koch	2009	Jeff Peterson
1995	Nate Koch	2010	Devan Bawinkel
	Jess Settles		Matt Gatens
1996	Jess Settles	2011	Eric May
1997	Jason Bauer		T.J. Sayre
1998	Jason Bauer	2012	Matt Gatens
	Ryan Luehrsmann		Eric May
	Scott Rabenold		Branden Stubbs
	Jess Settles	2013	Eric May
1999	Jason Bauer		Christopher Rickert
	Josiah Bilskemper	2014	Mike Gesell
	Jess Settles		Jarrod Uthoff
	B.J. Terrones		Adam Woodbury
	Jason Smith	2015	Mike Gesell
	Bryce Peterson		Jarrod Uthoff
2000	Kyle Galloway		Adam Woodbury
	Jason Smith	2016	Nicholas Baer
2001	Kyle Galloway		Mike Gesell
	Luke Recker		Jarrod Uthoff
			Adam Woodbury
		2017	Nicholas Baer



FIRST TEAM	SECOND TEAM	THIRD TEAM
1939 Ben Stephens	1950 Frank Calsbeek	1963 Dave Roach
1942 Milt Kuhl	1951 Frank Calsbeek	1964 Jimmy Rodgers
1944 Dave Danner	Chuck Darling	1965 George Peeples
1945 Herb Wilkinson	1952 Bob Clifton	1966 Chris Pervall
Clayton Wilkinson	1953 McKinley Davis	1976 Dan Frost, c
1946 Herb Wilkinson	1954 Carl Cain	1976 Bruce King, c
1947 Herb Wilkinson	1955 Carl Cain	1980 Steve Krafcisin, c
1948 Murray Wier	Bill Logan	1981 Vince Brookins, c
1952 Charles Darling	Bill Seaberg	1982 Kevin Boyle, c
1955 Bill Logan	Milt Scheuerman	Kenny Arnold, c
1956 Bill Logan	1956 Bill Seaberg	1983 Bob Hansen, c
Carl Cain	1958 Dave Gunther	1984 Steve Carfino, c
1959 Dave Gunther	1965 Chris Pervall	1986 Gerry Wright, c
1961 Don Nelson	1966 George Peeples	1987 Brad Lohaus, c
1962 Don Nelson	1968 Chad Calabria	1989 Roy Marble, c
1967 Sam Williams	1970 Fred Brown	1990 Les Jepsen, cm
1968 Sam Williams	Glenn Vidnovic	1991 Acie Earl, c
1970 John Johnson	1972 Rick Williams	1993 Val Barnes, cm
1971 Fred Brown	Kevin Kunnert	1994 James Winters, m
1978 Ronnie Lester	1973 Kevin Kunnert	Jess Settles, m
1979 Ronnie Lester	1974 Candy LaPrince	1995 Jess Settles, cm
1981 Kevin Boyle	1976 Scott Thompson, cm	Andre Woolridge, m
1985 Greg Stokes	1977 Bruce King, cm	1996 Russ Millard, cm
1989 Ed Horton	1978 Ron Lester, m	1997 Ryan Bowen, m
1992 Acie Earl	1980 Kevin Boyle, cm	1999 Dean Oliver, cm
1996 Jess Settles	1982 Michael Payne, cm	2000 Dean Oliver, c
Andre Woolridge	1983 Greg Stokes, cm	2001 Dean Oliver, cm
1997 Andre Woolridge	1984 Greg Stokes, cm	2002 Luke Recker, cm
2006 Greg Brunner	1987 Roy Marble, cm	2003 Chauncey Leslie, m
2007 Adam Haluska	1988 Roy Marble, c	2004 Jeff Horner, cm
2014 Devyn Marble, cm	1988 B.J. Armstrong, cm	Pierre Pierce, cm
2015 Aaron White, cm	1989 B.J. Armstrong, cm	2006 Adam Haluska, c
2016 Jarrod Uthoff, cm	1991 Acie Earl, m	Jeff Horner, cm
2017 Peter Jok, cm	1993 Acie Earl, cm	2007 Tyler Smith, cm
	1994 James Winters, c	2008 Tony Freeman, c
	1995 Chris Kingsbury, m	2012 Matt Gatens, c
	1998 Ryan Bowen, cm	2013 Aaron White, m
	2001 Reggie Evans, cm	Devyn Marble, c
	2002 Reggie Evans, cm	2014 Aaron White, cm
	2005 Greg Brunner, cm	2015 Jarrod Uthoff, c
	2012 Matt Gatens, m	
	2016 Peter Jok, cm	

**KEY TO VOTING**

1948-1954	Second Team only chosen by conference coaches
1954-1956	Second Team only chosen by media
1957	Second and Third Team chosen by media
1958-1961	Second Team only chosen by media
1962-1966	Second and Third Team chosen by media
1967-1973	Second Team only chosen by media
1974	Second & Third Team (UPI only) chosen by media
1975-1976	UPI-Coaches Selected Second and Third Teams – c AP selected a Second Team only – m
1977-1979	UPI-Coaches selected a Second Team only – c AP selected a Second Team only – m
1980-1989	UPI-Coaches selected second and third teams – c AP selected a Second Team only – m
1990-present	Coaches selected second and third teams – c Media selected second and third teams – m

**BIG TEN COACH OF THE YEAR**

1979	Lute Olson
1987	Tom Davis

**BIG TEN DEFENSIVE PLAYER OF THE YEAR**

1992	Acie Earl
2006	Erek Hansen

**BIG TEN SIXTH MAN OF THE YEAR**

2006	Doug Thomas
2015	Gabriel Olaseni
2017	Nicholas Baer

**BIG TEN FRESHMAN OF THE YEAR**

1994	Jess Settles
------	--------------

**BIG TEN ALL-DEFENSIVE TEAM**

2006	Erek Hansen
2016	Jarrod Uthoff

**BIG TEN ALL-FRESHMAN TEAM**

2007	Tyler Smith
2009	Matt Gatens
2010	Eric May
2011	Melsahn Basabe
2012	Aaron White
2017	Jordan Bohannon, Tyler Cook

**MOST OUTSTANDING PLAYER, BIG TEN TOURNAMENT**


2001	Reggie Evans
2006	Jeff Horner

**ALL-TOURNAMENT TEAM, BIG TEN TOURNAMENT**

2001	Reggie Evans (Most Outstanding Player)
2002	Luke Recker Reggie Evans
2006	Greg Brunner Jeff Horner (Most Outstanding Player)



*In 2016, Jarrod Uthoff became the first University of Iowa men's basketball player to achieve All-America and Academic All-America honors in the same season.*



The Chris Street Award, named in honor of former Hawkeye Chris Street, is presented annually to “A Hawkeye player who best exemplifies the spirit, enthusiasm and intensity of Chris Street.” Street died in an auto accident Jan.19, 1993, midway through his junior year.

1993	Wade Lookingbill	2005	Adam Haluska
1994	Jess Settles	2006	Adam Haluska
1995	Jim Bartels	2007	Tony Freeman
1996	Jess Settles	2008	Cyrus Tate
1997	Ryan Bowen	2009	Jarryd Cole
	John Streif, Trainer	2010	Devan Bawinkel
1998	Darryl Moore	2011	Jarryd Cole
1999	Jason Bauer	2012	Matt Gatens
	Jess Settles	2013	Eric May
2000	Ryan Luehrsmann	2014	Roy Devyn Marble
	Jason Price	2015	Aaron White
2001	Dean Oliver	2016	Anthony Clemmons
2002	Duez Henderson		Mike Gesell
2003	Jeff Horner		Jarrod Uthoff
2004	Brody Boyd		Adam Woodbury
	Greg Brunner	2017	Peter Jok



Chris Street (1972-1993)



**MOST VALUABLE PLAYERS**

1946	Herb Wilkinson	1986	Andre Banks
1947	Murray Wier	1987	Kevin Gamble
1948	Murray Wier		Roy Marble
1949	Charlie Mason	1988	B.J. Armstrong
1950	Frank Calsbeek		Bill Jones
1951	Frank Calsbeek		Roy Marble
1952	Charles Darling	1989	B.J. Armstrong
1953	Herb Thompson		Ed Horton
1954	Carl Cain		Roy Marble
1955	Bill Seaberg	1990	Les Jepsen
1956	Carl Cain	1991	Acie Earl
1957	Dave Gunther		James Moses
1958	Dave Gunther	1992	Acie Earl
1959	Dave Gunther	1993	Acie Earl
1960	Don Nelson	1994	James Winters
1961	Don Nelson	1995	Jess Settles
1962	Don Nelson		Andre Woolridge
1963	Jerry Messick	1996	Russ Millard
1964	Jimmy Rodgers		Jess Settles
1965	Jimmy Rodgers		Andre Woolridge
1966	Dennis Pauling	1997	Andre Woolridge
1967	Gerry Jones	1998	Ryan Bowen
1968	Sam Williams	1999	Kent McCausland
1969	John Johnson		Dean Oliver
1970	John Johnson		Jess Settles
1971	Fred Brown	2000	Jake Jaacks
1972	Kevin Kunnert		Dean Oliver
	Rick Williams	2001	Reggie Evans
1973	Kevin Kunnert		Dean Oliver
1974	Candy LaPrince	2002	Reggie Evans
1975	Dan Frost		Luke Recker
1976	Scott Thompson	2003	Chauncey Leslie
1977	Bruce King	2004	Jeff Horner
1978	Ronnie Lester		Pierre Pierce
1979	Ronnie Lester	2005	Greg Brunner
1980	Ronnie Lester		Jeff Horner
1981	Vincent Brookins	2006	Greg Brunner
1982	Kevin Boyle		Erek Hansen
1983	Bob Hansen		Jeff Horner
1984	Steve Carfino	2007	Adam Haluska
1985	Greg Stokes		
	Michael Payne		

\* - - Iowa stopped designating an MVP following the 2007 season.

**EARNED CHICAGO TRIBUNE TROPHY AS BIG TEN MOST VALUABLE PLAYER**

1948	Murray Wier
1952	Chuck Darling
1968	Sam Williams

**RETIRED NUMBERS & JERSEY**

**10 B.J. ARMSTRONG (JERSEY)**

B.J. Armstrong’s jersey was retired in 1992. Graduated as Iowa’s career assist leader (currently fourth), B.J. ranks fifth in career scoring and was a two-time Hawkeye MVP. A first round draft choice of the Chicago Bulls in 1989, B.J. played a vital role in Chicago’s NBA titles in 1991 and 1992. Armstrong moved into Chicago’s starting line-up in 1993 as the Bulls won their third straight NBA title. Armstrong concluded his NBA career with Chicago in 1999-00.

**12 RONNIE LESTER**

Ronnie is Iowa’s seventh all-time leading scorer with 1,675 points. Lester started 3 1/2 seasons before a knee injury shortened his senior season. He was the Hawkeyes’ MVP three times, an All-Big Ten selection twice and an All-American in 1979-1980. He played in the NBA for Chicago and Los Angeles. Ronnie won a World Championship with the Los Angeles Lakers in 1985 and served as vice-president of the Laker organization.

**21 CARL CAIN**

Carl was a 1956 first team All-American and All-Big Ten for the Hawkeyes’ national runners-up. A 1956 Olympian, Cain was forced into a reserve role for the United States because of a back injury. Carl was a two-time Iowa MVP and finished his career with 1,054 points.

**22 BILL SEABERG**

Bill was a starting guard on the “Fabulous Five” team that ended up as the NCAA runner-up in 1956. He was third team All-America by Helms and the Hawkeyes’ MVP in 1955, when he averaged 13 points.

**31 BILL LOGAN**

Bill, a member of the Hawkeyes’ 1,000-point Club, topped the squad in scoring three times. A two-time All-Big Ten selection, Logan was second team All-America in 1956 according to Helms and Converse-Taylor. Bill helped Iowa to a second place Big Ten finish as a sophomore and consecutive Final Four appearances his last two seasons.

**33 BILL SCHOOF**

Bill played forward on the “Fabulous Five” team and scored 6.3 points per game. A three-year letterman, Schoof was a starter on Iowa’s 1955 and 1956 Final Four teams. In those two seasons he helped the Hawkeyes to a record of 39-13.

**40 CHRIS STREET**

Chris Street’s number was retired following his untimely death in 1993. Street died in an auto accident 15 games into his junior season. A fixture in Iowa’s starting line-up since midway through his freshman season, Street was averaging 14.5 points and 9.5 rebounds per contest through 15 games and had recently earned MVP honors at the San Juan Shootout. Chris established an Iowa record by making 34 consecutive free throws.

**41 GREG STOKES**

Greg, a three-year starter in the pivot, is the school’s third all-time career scorer (1,768 points). Greg owns the school record for field goal percentage in a game (1.000, 11 of 11). After an All-Big Ten senior season (19.9 scoring norm), Greg was selected in the 1985 NBA Draft by Philadelphia.

**46 SHARM SCHEUERMAN**

Sharm made his mark at Iowa as an athlete and coach. He started on the “Fabulous Five” basketball team and lettered three times in basketball and baseball. After graduation in 1956, Sharm returned to coach his alma mater in 1959. His 1961 squad finished 18-6.

**THE NBA DRAFT**

The National Basketball Association (NBA) held its first draft of college-players in 1947. Here is a list of University of Iowa players drafted by NBA teams:

Year	Player, Team	Round	# Pick in Round	# Pick Overall
1947	Dick Ives, Pittsburgh			
	Herb Wilkinson, St. Louis			
1948	Murray Wier, Ft. Wayne			
1951	Frank Calsbeek, Ft. Wayne			
1952	Bob Clifton, Fort Wayne			
	Charles Darling, Rochester			
1956	Carl Cain, Rochester			
	Bill Logan, Boston			
1959	Dave Gunther, Philadelphia	8	3	56
1960	Americus John-Lewis, St. Louis	7	6	54
1962	Don Nelson, Chicago	3	1	17
1966	George Peeples, Baltimore	4	5	35
1967	Gerry Jones, Los Angeles	13	4	137
1968	Sam Williams, Milwaukee	3	13	35
1969	Ben McGilmer, Seattle	6	3	74
1970	John Johnson, Cleveland	1	7	7
	Glenn Vidnovic, Cleveland	4	9	60
	Ben McGilmer, Baltimore	12	10	193
	Chad Calabria, Phoenix	14	7	210
1971	Fred Brown, Seattle	1	6	6
1973	Kevin Kunnert, Chicago	1	12	12
	Rick Williams, Boston	14	5	193
1976	Scott Thompson, Detroit	4	4	55
	Dan Frost, Milwaukee	4	8	59
1977	Bruce King, Detroit	4	14	80
1980	Ronnie Lester, Portland	1	10	10
1981	Steve Kraficisin, Atlanta	5	6	98
	Vince Brookins, Detroit	6	2	117
	Steve Waite, Boston	6	22	137
1982	Kenny Arnold, Dallas	5	4	96
	Kevin Boyle, Philadelphia	6	22	137
1983	Bob Hansen, Utah	3	7	54
	Mark Gannon, San Diego	8	4	166
1984	Steve Carfino, Boston	6	23	139
1985	Greg Stokes, Philadelphia	2	9	33
	Michael Payne, Houston	3	10	57
1986	Andre Banks, Houston	5	19	112
1987	Brad Lohaus, Boston	2	22	45
	Kevin Gamble, Portland	3	17	63
	Gerry Wright, Detroit	5	19	111
1988	Jeff Moe, Utah	2	17	42
1989	B.J. Armstrong, Chicago	1	18	18
	Roy Marble, Atlanta	1	23	23
	Ed Horton, Washington	2	12	39
1990	Les Jepsen, Golden State	2	1	28
1993	Acie Earl, Boston	1	19	19
1996	Russ Millard, Phoenix	2	10	39
1998	Ricky Davis, Charlotte	1	21	21
	Ryan Bowen, Denver	2	26	55
1999	J.R. Koch, New York	2	17	46
2007	Adam Haluska, New Orleans	2	13	43
2014	Roy Devyn Marble, Orlando	2	26	56
2015	Aaron White, Washington	2	19	49

**FIRST BASKETBALL GAME PLAYED IN IOWA CITY**

Iowa City was the site of the first college basketball game played with five players on a side. The historic event took place in Close Hall on the University of Iowa campus on January 18, 1896.

In that first game, the University of Chicago defeated Iowa 15-12, with neither team using any substitutes.

The game was arranged by Iowa professor H.F. Kallenberg, who had earlier attended Springfield College, and wrote James Naismith for a copy of the rules of the game, and Amos Alonzo Stagg, a friend of Kallenberg who had become the athletic director at Chicago.



**-A-**

Agnew, Richard	1966,67,68
Allen, Frank	1960
Anapol, Angelo	1939
Anderson, Craig	1981,82,83,84
Andrews, William	1951
Angelino, Glenn	1971,72,73
Angersola, Ken	1973
Angle, J.R.	2005,07,08,09
Archie, Devon	2010,11,12
Arens, Mike	1980
Armstrong, B.J.	1986,87,88,89
Arnold, Kenny	1979,80,81,82

**-B-**

Baer, Nicholas	2016,17
Banazek, Kenneth	1964,65
Banks, Andre	1983,84,85,86
Bannick, Edwin	1915,16,17
Barko, John	1933,34,35,36
Barnes, Val	1991,92, 93
Bartels, Jim	1991,93,94,95
Barton, James	1905,06,07
Basabe, Melsahn	2011,12,13,14
Bastian, Edward	1964,65,66
Bastian, Howard	1933,34
Bastian, Kenneth	1939,40
Bauer, Jason	1997,98,99
Bawinkel, Devan	2009,10
Bennett, P.J.	1932
Bergman, Joe	1967
Berkenpas, Todd	1982,83,84,85
Berrien, Clifford	1917,18,19
Berry, Harry	1912,13
Beutjer, Jon	2001
Bilskemper, Josiah	1999
Blackmer, Ivan	1934,35
Bobby, Albert	1935,37
Bowen, Ryan	1995,96,97,98
Bohall, Dan	2008
Bohannon, Jordan	2017
Boyd, Brody	2001,02,03,04
Boyle, Bryan	1983,84
Boyle, Greg	1978,80,81,82
Boyle, Kevin	1979,80,81,82
Bratten, Elmer	1937
Breedlove, Huston	1966,67,68
Brigham, Leon	1918
Brock, Allen	1902,03,04
Brommer, Andrew	2009,10,11,12
Brookins, Vince	1978,79,80,81
Brown, B.A.	1907,08,09
Brown, Fred	1970,71
Brown, Homer	1918,19
Brownlee, Jack	2004,05
Brunner, Greg	2003,04,05,06
Buckles, Kenneth	1952,53
Buckner, Chester	1906,07,08
Bullard, Matt	1989,90
Burckheimer, I.A.	1907,08
Burgitt, Robert	1922,23

**-C-**

Cain, Carl	1954,55,56
------------	------------

Calabria, Chad	1968,69,70
Calsbeek, Franklin	1949,50,51
Carfino, Steve	1981,82,83,84
Carpenter, Robert	1959
Carter, John	1994,95
Cartwright, Bryce	2011,12
Casey, Bart	1985,86,87
Chapman, Tom Jr.	1965,66,67
Chapman, Tom Sr.	1942,43
Clemmons, Anthony	2013,14,15,16
Clifton, Robert	1950,51,52
Cochrane, Everett	1951,52
Colbert, Edward	1951
Cole, Jarryd	2008,09,10,11
Collins, James	1972,73,74
Conway, George	1969,71
Cook, Tyler	2017
Cotton, Kenneth	1918,19
Cougill, Brennan	2010
Cox, Cody	2011,12
Crawford, Josh	2007
Culberson, Dick	1945

**-D-**

Dailey, Maishe	2017
Danner, Dave	1944,46,47
Darling, Charles	1950,51,52
Darsee, Jon	1980,81,82
David, Virgil	1928,29
Davis, Jermain	2009
Davis, Keno	1995
Davis, McKinley	1952,53,54,55
Davis, Ricky	1998
Davis, Rodell	1990,91,92
DeHeer, Floyd	1936,37
Dennard, Jerry	1982,83
Denning, Kyle	2012,13,14,15
Denoma, Mike	1963,64,65
Devine, Aubrey	1920,21,22
Diehl, Robert	1951
Dille, Glenn	1949
Dittmer, Jack	1950
Dollmeyer, Greg	2003
Drake, Terry	1975,77,78
Dress, Jack	1936,37,38
DuBois, W.L.	1902
Duffe, Bernard	1942
Duhm, Clarence	1924
Dull, J. Michael	1960
Duncan, Douglas	1954,55
Dutton, Lawrence	1915,16,17

**-E-**

Earl, Acie	1990,91,92,93
Ellingson, Brady	2015,16,17
Ely, Howard	1938
Epstein, S.	1931
Eshleman, Harold	1932,33
Evans, Dick	1940
Evans, Reggie	2001,02

**-F-**

Farrell, Thomas	1902,03
Farroh, Mike	1929

Fegebank, Neil	1972,73,74
Fermino, Joe	2000,01
Fields, L.R.	1914
Figg, James	1930
Filkins, D.C.	1932
Finlayson, Robert	1920
Finley, Roger	1948,49
Fleming, Andrew	2016
Fort, Johnny	1984
Fountain, Bruce	1942
Freeman, Robert	1948
Freeman, Tony	2006,07,08
Fritzel, John	1995
Frohwein, George	1921,22
Frost, Dan	1975,76
Fullard, Ken	1984,85
Fuller, Aaron	2009,10
Funk, Jack	1923,24

**-G-**

Gaddis, Wally	1936,37
Galloway, Kyle	1998,00,01
Gamble, Kevin	1986,87
Gannon, Mark	1980,81,82,83
Gardner, Ray	1912,13
Garner, Brian	1989
Gatens, Matt	2009,10,11,12
Gatens, Mike	1974,75,76
Geneva, Fred	1929
Gentry, Nolden	1958,59,60
Gesell, Mike	2013,14,15,16
George, Robert	1954,55,56
Givant, Todd	1993
Glasper, Mon'ter	1993,94,95,96
Gomes, Marcelo	1999,00
Gorney, Seth	2005,06,07,08
Gottschalk, Gary	1966,67
Gould, Joe	1971
Grabinski, Ken	1970,71,72
Grafton, Jimmie	1944
Graham, Jim	1945
Greene, Herald	1950,51,52
Griffin, Rob	2000
Griffith, Dwight	1904,05,06
Grim, John	1933,34,35
Grissel, Earl	1914
Grogan, Tom	1980
Gunther, Dave	1957,58,59
Guzowski, Tony	1946,48,49

**-H-**

Haberecht, Fred	1975,76
Haberer, Brian	1998
Hairston, John	1974,75,76,77
Hakeman, Dennis	1974
Hall, Eugene	1947,48
Hallstrom, Jim	1978
Haluska, Adam	2005,06,07
Hankins, Andrew	1962,63,64
Hansen, Bob	1980, 81,82,83
Hansen, Erik	2004,05,06
Hargrave, Clay	1976,77,78
Harring, Richard	1959
Harris, Norman	1948



Harris, Tom	1960
Harrison, Lawrence	1926,28
Harsha, Vince	1940,41,42
Hawthorne, Lester	1954,55,56
Hays, Donald	1948,49,50
Hazley, Omar	1969,70,71
Hegg, Peer	1957
Hein, Richard	1941,42
Heitman, Mike	1958,59,60
Heller, Mike	1980
Helmets, Greg	1995,96,97,98
Henderson, Duez	1999,00,01,02
Henderson, Mike	2004,05,06,07
Henry, Mike	1978,79,80,81
Herwig, Lloyd	1944
Hettrick, Gene	1953
Hicks, Wayland	1922,23,24
Hildreth, Reg	1930
Hill, Kent	1985,86,87,88
Hill, Wendell	1941,42
Hobbs, Robert	1938,39
Hodge, James	1969,70
Hogan, Ralph	1926,27
Hogan, Ryan	2001,02
Hohenhorst, Fred	1938,39
Horner, Jeff	2003,04,05,06
Horton, Ed	1986,87,88,89
Hughes, Tom	1944
Humphrey, James	1943
Hutton, Brandon	2016
Hyland, Mark	1909

**-I-**

Ingram, Michael	1989,90
Ingram, Patrick	2013
Irvine, Howard	1939
Ives, Dick	1944,45,46,47

**-J-**

Jaacks, Jacob	1999,00
Jacobson, L.M.	1914,15
Janse, Hector	1923,24,25
Jarnagin, Charles	1952,53,54
Jebens, Herbert	1929,30
Jenkins, Albert	1917
Jensen, H.C.	1924
Jensen, Richard	1968,69,70
Jepsen, Les	1987,88,89,90
Jessen, Joel	1964,66
Jewell, Mark	1987,88
John Lewis, Americus	1957
Johnson, Dennis	1981
Johnson, John	1969,70
Johnson, Justin	2007,08
Johnson, Roy	1954,55,57
Johnson, Sam	1936,37,38
Jok, Peter	2014,15,16,17
Jones, Bill	1985,86,87,88
Jones, Dale	2016,17
Jones, Gerry	1965,67
Jorgensen, Noble	1946,47

**-K-**

Kaufmann, Robert	1920,21
------------------	---------

Kelley, Scott	1977,78
Kelly, Jake	2008,09
Kerwick, Joe	1915
Kewney, Lester	1960
Kimm, Josh	2003
King, Bruce	1975,76,77
King, Waymond	1981,82,83,84
Kingsbury, Chris	1994,95,96
Kingsbury, E.M.	1904
Kinnan, Robert	1928,29,30
Kinnick, Nile	1938
Koberg, Kerry	1998
Koch, J.R.	1996,97,98,99
Koch, Nate	1995
Koser, M.	1931
Kotlow, Jack	1931,32,33
Krafcisin, Steve	1979,80,81
Kremer, Glenn	1944
Kriener, Ryan	2017
Krumbholz, Gueldner	1932,33
Kuhl, Milt	1940,41,42
Kunkel, Fred	1935
Kunnert, Kevin	1971,72,73

**-L-**

LaPrince, Candy	1973,74
Laude, James	1923,24,25
Lauer, C.F.	1931
Lawson, Fred	1928
Leeka, Seward	1929
Leo, Richard	1912,13
Leslie, Chauncey	2002,03
Lester, Ronnie	1977,78,79,80
Licklitter, John	2009,10
Lind, Thomas	1938,39,40
Logan, William	1954,55,56
Lohaus, Brad	1983,84,86,87
Lohman, Carl	1921,22
Looby, Kurt	2007,08
Lookingbill, Wade	1989,90,92,93
Lorenz, Gary	1961,62
Lorenzen, Al	1985,86,87,88
Luehrsmann, Ryan	1997,98,99,00
Lundstedt, Robert	1943
Lusk, Gary	1970,71,72
Lyon, Terry	1963

**-M-**

Magnusson, Floyd	1944,47,48,49
Magnusson, Jim	1976
Maiden, Sidney	1912,13
Marble, Roy	1986,87,88,89
Marble, Roy Devyn	2011,12,13,14
Marsh, Ed	1945
Martel, Augustine	1955,56,57
Mason, Charles	1946,47,48,49
Mau, Robert	1953
May, Eric	2010,11,12,13
Mayfield, William	1976,77,78,79
Mays, Archie	1975,76
McCabe, Zach	2011,12,13,14
McCarty, Steven	2012
McCausland, Kent	1996,97,98,99
McConnell, Charles	1925,26,27

McConnell, Jim	1957,58
McGilmer, Benjamin	1966,69,70
McGovney, Richard	1921
McGrath, Rolly	1966,67,68
Melhaus, Douglas	1962,63
Messick, Gerald	1962,63
Metcalfe, Leonard	1947,48
Meyer, Kyle	2013,14
Millard, Russ	1993,94,95,96
Miller, Harold	1926
Miller, Robert	1953
Miller, Thomas	1969,70,71
Mims, Fred	1972
Miranda, Joe	1969
Moe, Jeff	1985,86,87,88
Moffitt, Howard	1932,33,34
Moore, Darryl	1997,98
Moore, Larry	1973,75
Morgan, Michael	1985,86,87,88
Morrissey, L.M.	1905,06,08
Moses, James	1989,90,91,92
Moss, Isaiah	2017
Mowry, Joseph	1930,31
Mundt, Frank	1958,59
Murray, Kenyon	1993,94,95,96

**-N-**

Nau, Earl	1958
Neari, Nick	2010
Nelson, Donald	1960,61,62
Nelson, Frank	1969
Nelson, Irving	1929
Nesmith, Gene	1943
Nevin, John	1914,15
Newton	1904
Nicolaus, Leo	1919,20
Norman, Ronald	1967,68
Norman, Tom	1977,78,79
Norton, D.A.	1908
Norton, Randy	1979,80
Novak, Joel	1961,62

**-O-**

O'Brien, James	1942,43
O'Connor, Jim	1992
Oglesby, Josh	2012,13,14,15
Okey, Sam	1999
Olaseni, Gabriel	2012,13,14,15
Oliver, Dean	1998,99,00,01
Olson, Gary	1964,65,66
Olson, Merrill	1918,19
Olsthoorn, Larry	1977,78

**-P-**

Palmer, David	2008,09
Parker, Larry	1973,74,75,76
Parker, Tom	1948,49
Parsons, Charles	1913,14,15
Parsons, Harry	1902,03,04
Pauling, Dennis	1964,65,66
Payne, Cully	2010,11
Payne, Michael	1982,83,84,85
Payne, Thomas	1956
Peeples, George	1964,65,66
Pemsl, Cordell	2017



Perkins, Lewis \_\_\_\_\_ 1965,66,67  
 Perrine, J.O. \_\_\_\_\_ 1907,08,09  
 Pervall, Christopher \_\_\_\_\_ 1965,66  
 Peterson, Bryce \_\_\_\_\_ 1999  
 Peterson, Jeff \_\_\_\_\_ 2008,09  
 Peth, Dick \_\_\_\_\_ 1976,77,78,79  
 Phelps, Van \_\_\_\_\_ 1977  
 Philips, Chris \_\_\_\_\_ 1967,68,69  
 Phillips, Gordon \_\_\_\_\_ 1926  
 Pierce, Pierre \_\_\_\_\_ 2002,04  
 Plett, Charles \_\_\_\_\_ 1939  
 Plunkitt, Doyle \_\_\_\_\_ 1928,29  
 Postels, Ned \_\_\_\_\_ 1944,45,46  
 Prasse, Erwin \_\_\_\_\_ 1938, 39,40  
 Price, Jason \_\_\_\_\_ 1999,00  
 Purcell, Thomas \_\_\_\_\_ 1961

**-R-**

Rabenold, Scott \_\_\_\_\_ 1998  
 Raffensperger, Leonard \_\_\_\_\_ 1925  
 Ramos, Antonio \_\_\_\_\_ 1999  
 Ramsell, William \_\_\_\_\_ 1906  
 Rand, Ben \_\_\_\_\_ 2004  
 Range, Joey \_\_\_\_\_ 1999  
 Reaves, Michael \_\_\_\_\_ 1985,86,87,88  
 Rebholz, Mike \_\_\_\_\_ 1999  
 Recker, Luke \_\_\_\_\_ 2001,02  
 Reddington, Joe \_\_\_\_\_ 1961,62,63  
 Reed, Carlton \_\_\_\_\_ 2005,06  
 Reed, Dale \_\_\_\_\_ 1990  
 Reiner, Jared \_\_\_\_\_ 2001,02,03,04  
 Reinhardt, Julian \_\_\_\_\_ 1930,31  
 Rickert, Christopher \_\_\_\_\_ 2012,13  
 Riddle, Fred \_\_\_\_\_ 1963,65  
 Ridley, Gerald \_\_\_\_\_ 1953,54,55  
 Riecks, Richard \_\_\_\_\_ 1949,50  
 Riegert, Marshall \_\_\_\_\_ 1931,32,33  
 Roach, David \_\_\_\_\_ 1962,63,64  
 Robinson, Alvin \_\_\_\_\_ 1996,97  
 Rodgers, James \_\_\_\_\_ 1963,64,65  
 Rogers, A. \_\_\_\_\_ 1931,32  
 Rogge, George \_\_\_\_\_ 1929  
 Rose, Charlie \_\_\_\_\_ 2015,17  
 Rosenthal, Sid \_\_\_\_\_ 1935,36  
 Ross, Charles \_\_\_\_\_ 1902,03,04  
 Rost, Murray \_\_\_\_\_ 1951  
 Rowat, Lynn \_\_\_\_\_ 1971,72  
 Ruck, Fred \_\_\_\_\_ 1950,51  
 Rucker, Guy \_\_\_\_\_ 1997,98,99  
 Runge, Dennis \_\_\_\_\_ 1960,61  
 Ryden, Hugo \_\_\_\_\_ 1909,10,11

**-S-**

Sallander, F.W. \_\_\_\_\_ 1911,12  
 Schebler, Joseph \_\_\_\_\_ 1959,60  
 Schenck, C.P. \_\_\_\_\_ 1902,03,04,05  
 Scheuerman, Milton \_\_\_\_\_ 1954,55,56  
 Schiff, Loren \_\_\_\_\_ 1916,17  
 Schmidt, Chris \_\_\_\_\_ 1911,12  
 Schoof, William \_\_\_\_\_ 1954,55,56  
 Schraut, James \_\_\_\_\_ 1994  
 Schulte, H.H. \_\_\_\_\_ 1913  
 Schulz, Bob \_\_\_\_\_ 1945,48,49,50  
 Schulze, Thomas \_\_\_\_\_ 1969,70

Schwartz, Frederic \_\_\_\_\_ 1935,36  
 Scott, Cortney \_\_\_\_\_ 2001  
 Scott, Matt \_\_\_\_\_ 1990  
 Seaberg, George \_\_\_\_\_ 1957,58  
 Seaberg, William \_\_\_\_\_ 1954,55,56  
 Sebolt, Frank \_\_\_\_\_ 1956,57  
 Selzer, Ben \_\_\_\_\_ 1932,33,34  
 Settles, Jess \_\_\_\_\_ 1994,95,96,99  
 Shaw, Richard \_\_\_\_\_ 1961,62,63  
 Shay, Jason \_\_\_\_\_ 1995  
 Shimek, Frank \_\_\_\_\_ 1920,21,22  
 Siegel, Vic \_\_\_\_\_ 1940,41,42  
 Siglin, Paul \_\_\_\_\_ 1940,41  
 Simmons, Vernon \_\_\_\_\_ 1997,98  
 Skea, William \_\_\_\_\_ 1963,64  
 Skillett, Kevin \_\_\_\_\_ 1993,94,95  
 Skinner, Troy \_\_\_\_\_ 1989,90,91,92  
 Smith, Floyd \_\_\_\_\_ 1911  
 Smith, Jason \_\_\_\_\_ 1999,00,01  
 Smith, Kevin \_\_\_\_\_ 1991,92,93  
 Smith, Tyler \_\_\_\_\_ 2007  
 Snedeker, Dave \_\_\_\_\_ 1984,85  
 Soderquist, Rudy \_\_\_\_\_ 1940,41,42  
 Sonderleiter, Sean \_\_\_\_\_ 2001,02,03  
 Spencer, Jack \_\_\_\_\_ 1944,45,47,48  
 Speraw, Kirk \_\_\_\_\_ 1978,79  
 Spradling, Robert \_\_\_\_\_ 1929,30  
 Spurgeon, Kurt \_\_\_\_\_ 2003,04  
 Stange, Kurt \_\_\_\_\_ 1983,84  
 Stenger, William \_\_\_\_\_ 1953  
 Stephens, Ben \_\_\_\_\_ 1937,38,39  
 Stewart, Walter \_\_\_\_\_ 1908,09,10  
 Stoermer, Jordan \_\_\_\_\_ 2011  
 Stokes, Darius \_\_\_\_\_ 2011,12,13,14  
 Stokes, Greg \_\_\_\_\_ 1982,83,84,85  
 Story, Sid \_\_\_\_\_ 1941  
 Soukup, Michael \_\_\_\_\_ 2016  
 Soukup, Steven \_\_\_\_\_ 2016  
 Stover, S.K. \_\_\_\_\_ 1902,03  
 Straatsma, Stan \_\_\_\_\_ 1945,47,48,49  
 Street, Chris \_\_\_\_\_ 1991,92,93  
 Stubbs, Branden \_\_\_\_\_ 2011,12  
 Suesens, Kenneth \_\_\_\_\_ 1936,37,38  
 Sullinger, Harold \_\_\_\_\_ 1972  
 Swaney, H.J. \_\_\_\_\_ 1932  
 Szykowny, Matthew \_\_\_\_\_ 1961,62

**-T-**

Tate, Cyrus \_\_\_\_\_ 2007,08,09  
 Tedesky, Bob \_\_\_\_\_ 1945  
 Terrones, B.J. \_\_\_\_\_ 1999  
 Thomas, Doug \_\_\_\_\_ 2005,06  
 Thomas, Floyd \_\_\_\_\_ 1910,11  
 Thomas, Leon \_\_\_\_\_ 1974,75  
 Thompson, Alex \_\_\_\_\_ 2005,06  
 Thompson, Edwin \_\_\_\_\_ 1936,37  
 Thompson, Herbert \_\_\_\_\_ 1951,52,53  
 Thompson, Ray \_\_\_\_\_ 1989  
 Thompson, Rod \_\_\_\_\_ 1999,00,01,02  
 Thompson, Scott \_\_\_\_\_ 1974,75,76  
 Thomsen, Theron \_\_\_\_\_ 1943,46  
 Trickey, Ben \_\_\_\_\_ 1941,42,43  
 Tubbs, Brig \_\_\_\_\_ 1989,90,91,92  
 Tucker, Anthony \_\_\_\_\_ 2009

Twogood, Forest \_\_\_\_\_ 1927,28,29

**-U-**

Uhl, Dom \_\_\_\_\_ 2015,16,17  
 Ukah, Okey \_\_\_\_\_ 2014,15,16  
 Uknes, Charles \_\_\_\_\_ 1943  
 Uthoff, Jarrod \_\_\_\_\_ 2013,14,15,16

**-V-**

Vacanti, Sam \_\_\_\_\_ 1943  
 VanDeusen, George \_\_\_\_\_ 1925,26,27  
 VanYsseldyk, Joe \_\_\_\_\_ 1936,37,38  
 Vaughan, Reggie \_\_\_\_\_ 1973  
 Venik, Harry \_\_\_\_\_ 1967  
 Vidnovic, Glenn \_\_\_\_\_ 1968,69,70  
 Vollers, Robert \_\_\_\_\_ 1948,49,50  
 VonLackum, John \_\_\_\_\_ 1916,17,18  
 VonLackum, W.H. \_\_\_\_\_ 1914,15,16

**-W-**

Wagner, Ahmad \_\_\_\_\_ 2016,17  
 Waite, Steve \_\_\_\_\_ 1978,79,80,81  
 Walsh, Matt \_\_\_\_\_ 1936,37  
 Walter, Donald \_\_\_\_\_ 1944  
 Warren, Chris \_\_\_\_\_ 2003  
 Washington, Bob \_\_\_\_\_ 1958,59  
 Washington, Nate \_\_\_\_\_ 1974  
 Watkins, John \_\_\_\_\_ 1948  
 Webb, Jay \_\_\_\_\_ 1990,91,92,93  
 Weiss, Albert \_\_\_\_\_ 1949  
 Westen, Kelly J. \_\_\_\_\_ 1988  
 Wessels, Brett \_\_\_\_\_ 2007  
 Wheeler, Bill \_\_\_\_\_ 1940,41,42  
 White, Aaron \_\_\_\_\_ 2012,13,14,15  
 White, David \_\_\_\_\_ 1967,68  
 White, Michael \_\_\_\_\_ 1995  
 Wieck, Justin \_\_\_\_\_ 2005,06  
 Wier, Murray \_\_\_\_\_ 1945,46,47,48  
 Wilcox, Francis \_\_\_\_\_ 1927,28,29  
 Wilkinson, Clayton \_\_\_\_\_ 1945,46,47  
 Wilkinson, Herbert \_\_\_\_\_ 1945,46,47  
 Williams, Christian \_\_\_\_\_ 2016,17  
 Williams, Joe \_\_\_\_\_ 1957  
 Williams, John Carl \_\_\_\_\_ 1999,00  
 Williams, Rick \_\_\_\_\_ 1972,73  
 Williams, Sam H. \_\_\_\_\_ 1967,68  
 Williams, Sam W. \_\_\_\_\_ 1971  
 Williamson, Charles \_\_\_\_\_ 1930,31,32  
 Wilson, George \_\_\_\_\_ 1905  
 Winters, James \_\_\_\_\_ 1991,92,93,94  
 Wischmeier, Bob \_\_\_\_\_ 1945  
 Wishmier, Jack \_\_\_\_\_ 1945,48  
 Woodbury, Adam \_\_\_\_\_ 2013,14,15,16  
 Woods, Michael \_\_\_\_\_ 1960  
 Woolridge, Andre \_\_\_\_\_ 1995,96,97  
 Wordlaw, Clarence \_\_\_\_\_ 1957,58,59  
 Worley, Glen \_\_\_\_\_ 2001,02,03,04  
 Worth, Earl \_\_\_\_\_ 1920  
 Wright, Gerry \_\_\_\_\_ 1985,86,87  
 Wulfsberg, Cal \_\_\_\_\_ 1976,77

**-Z-**

Zager, Ronald \_\_\_\_\_ 1960





<b>0</b>	
Crawford, Josh	2007
Olaseni, Gabriel	2012,13,14,15
Wagner, Ahmad	2016,17
<b>00</b>	
Kimm, Josh	2003
<b>1</b>	
Leslie, Chauncey	2002,03
DeWitz, Nick	2004
Haluska, Adam	2005,06,07
Griffin, Rob	2006
Tucker, Anthony	2009,10
Basabe, Melsahn	2011,12,13,14
Rose, Charlie	2015
Jones, Dale	2016
Dailey, Maishe	2017
<b>2</b>	
Hogan, Ryan	2001,02
Horner, Jeff	2003,04,05,06
Palmer, David	2008-09
Stoermer, Jordan	2011
Oglesby, Josh	2012,13,14,15
Fleming, Andrew	2016
<b>3</b>	
Bonk, Mike	
McAndrew, Jim	
Sumpter, Cliff	
Mundt, Frank	1958,59
Perkins, Lewis	1965,66,67
White, Dave	1967,68
Hodge, Jim	1969,70
Gould, Joe	1971
Wright, Gerry	1985,86,87
Reed, Dale	1990
Murray, Kenyon	1993,94,95,96
Bauer, Jason	1997,98,99
Westen, Kelly	1998
Pierce, Pierre	2002,04
Adams, Drew	2007
Payne, Cully	2010,11
Cox, Cody	2012
Jok, Peter	2014,15
Soukup, Michael	2016
Bohannon, Jordan	2017
<b>4</b>	
Freese, Jim	
Helgens, Jim	
Stenger, William	1953
Heitman, Mike	1958,59,60
Woods, Mike	1960
Pervall, Christopher	1965,66
Jensen, Richard	1968,69,70
Angelino, Glenn	1971,72,73
Mays, Archie	1975,76
Speraw, Kirk	1977
Banks, Andre	1983,84,85,86
Garner, Brian	1989
Settles, Jess	1994,95,96,99
Worley, Glen	2001,02,03,04
Angle, J.R.	2005,07,08,09
Marble, Roy Devyn	2011,12,13,14
Moss, Isaiah	2017,
<b>5</b>	
Bruns, Dennis	
Maher, Dave	
Slater, Ray	
Hankins, Andrew	1962,63,64
Gottschalk, Gary	1966,67
<b>6</b>	
King, Waymond	1981,82,83,84
Casey, Bart	1985,86,87
Woolridge, Andre	1995,96,97
Okey, Sam	1999
Reiner, Jared	2001,02,03,04
Thompson, Alex	2005,06
Gatens, Matt	2009,10,11,12
Clemmons, Anthony	2013,14,15,16
Tyler Cook	2017
<b>7</b>	
Davis, McKinley	1952,53,54,55
<b>8</b>	
Rost, Murray	1951
<b>10</b>	
Adams, John	
Hawthorne, Lester	1954,55,56
Agnew, Richard	1966,67,68
Conway, George	1969,71
LaPrince, Candy	1973,74
Wulfsberg, Cal	1976,77
Speraw, Kirk	1978
Norton, Randy	1979,80
King, Waymond	1981,82,83,84
Armstrong, B.J.	1986,87,88,89
Smith, Kevin	1991,92,93
Gesell, Mike	2013,14,15,16
Williams, Christian	2017
<b>11</b>	
Choules, Tom	
Nugent, Thomas	
Sebolt, Frank	1956,57
Harring, Richard	1959
Szykowny, Matt	1961,62
Pauling, Denny	1964,65,66
Norman, Ronald	1967,68
Lusk, Gary	1970,71,72
Moore, Larry	1973,75
Fullard, Ken	1984,85
Reaves, Michael	1985,86,87,88
Skinner, Troy	1989,90,91,92
Skillett, Kevin	1993,94,95
Price, Jason	1999,00
Boyd, Brody	2001,02,03,04
Freeman, Tony	2006,07,08
Cox, Cody	2011
Rickert, Christopher	2012,13
Williams, Christian	2016
Rose, Charlie	2017
<b>12</b>	
Bollman, Dave	
Cahalan, Joe	
DeGunther, Dick	
Sebolt, Frank	1956,57
Williams, Joe	1957
Magnusson, Jim	1976
Lester, Ronnie	1977,78,79,80
<b>13</b>	
Allen, Frank	
Hitchcock, Neil	
Wetzal, Mark	
Kewney, Lester	1960
Messick, Gerald	1962,63
White, Dave	1967,68
<b>14</b>	
Bergman, Joe	
Bonk, Mike	
Faes, Don	
Fritz, Harlan	
Jones, Clarence	
Kitchen, Clyde	
Reimers, Robert	
Snyder, Doug	
Bastian, Edward	1964,65,66
McGilmer, Benjamin	1966,69,70
Williams, Sam W.	1971
Hairston, John	1974,75,76,77
Boyle, Greg	1978,79,80,81
Banks, Andre	1983,84,85,86
Jones, Bill	1985,86,87,88
O'Conner, Jim	1992
Kingsbury, Chris	1994,95,96
Jaacks, Jacob	1999,00
Wessels, Brett	2007
McCarty, Steven	2012
Jok, Peter	2016,17
<b>15</b>	
Howell, Harold	
Waller, Bob	
Diehl, Robert	1951
Nelson, Don	1960,61,62
Rodgers, James	1963,64,65
Breedlove, Huston	1966,67,68
Nelson, Frank	1969
Fegebank, Neil	1972,73,74
Magnusson, Jim	1976
Carfino, Steve	1981,82,83,84
Davis, Rodell	1990,91,92
Gomes, Marcelo	1999,00
Brownlee, Jack	2004,05
Bohall, Dan	2008
Bawinkel, Devan	2009,10
McCabe, Zach	2011,12,13,14
Kriener, Ryan	2017
<b>16</b>	
Greene, Herald (Skip)	1950,51,52
Davis, McKinley	1952,53,54,55
Paul, Norman	
<b>18</b>	
Mau, Robert	1953
<b>19</b>	
Cochrane, Everett	1951,52
Hettrick, Gene	1953
<b>20</b>	
Kennedy, Ryan	
Miller, Robert	1953
John-Lewis, Americus	1957
Messick, Gerald	1962,63
Peth, Dick	1976,77,78,79
Darsee, Jon	1980,81,82
Moe, Jeff	1985,86,87,88
<b>21</b>	
Barnes, Val	1991,92,93
Oliver, Dean	1998,99,00,01
Warren, Chris	2003
Rand, Ben	2004
Brommer, Andrew	2009,10,11,12
Uthoff, Jarrod	2014,15,16
<b>22</b>	
Wiese, Richard	
Cain, Carl	1954,55,56
<b>23</b>	
Armstrong, Maclay	
Harris, Tom	
Schulz, Bob	1945,48,49
Clifton, Robert	1950,51,52
Johnson, Roy	1954,55,57
Dull, Michael	1960
Roach, Dave	1962,63,64
Jones, Gerry	1965,67
Mays, Archie	1975,76
Hallstrom Jim	1978
Speraw, Kirk	1979
Arens, Mike	1980
Johnson, Dennis	1981
Stange, Kurt	1983,84
Marble, Roy	1986,87,88,89
Winters, James	1991,92,93,94
Davis, Ricky	1998
Henderson, Duez	1999,00,01,02
Thomas, Doug	2005,06
Davis, Jermain	2009
Ukah, Okey	2014,15,16
Jones, Dale	2017
<b>24</b>	
Roeder, Richard	
Schantz, Mark	
Stark, Paul	
Martel, Augustine	1955,56,57
McConnell, Jim	1957,58
Philips, Chris	1967,68,69
Jessen, Joel	1964,66
Brown Jr, Fred	1970,71
Grabinski, Ken	1970,71,72
Hakeman, Dennis	1974
Thompson, Leon	1974,75
Mayfield, William	1976,77,78,79
Hansen, Bob	1980,81,82,83
Morgan, Michael	1985,86,87,88
Moses, James	1989,90,91,92
Luehrsmann, Ryan	1997,98,99,00
Recker, Luke	2001,02
Johnson, Justin	2007,08
Fuller, Aaron	2009,10
Cartwright, Bryce	2011,12
Ingram, Patrick	2013
Ellingson, Brady	2015,16,17
<b>25</b>	
Gebhard, Bob	
Liston, John	
Schroeder, Gregg	
Sumpter, Cliff	
Thompson, Herbert	1951,52,53
Gunther, Dave	1957,58,59
Hankins, Andrew	1962,63,64
Chapman, Tom, Jr.	1965,66,67



Vaughan, Reggie	1973
Berkenpas, Todd	1982,83,84,85
Horton, Ed	1986,87,88,89
Simmons, Vernon	1997,98
Reed, Carlton	2005,06
May, Eric	2010,11,12,13
Uhl	2015,16,17

<b>26</b>	
Crookham, Carter	
Roeder, Dick	
Hegg, Peer	1957

<b>27</b>	
Darling, Charles	1950,51,52

<b>28</b>	
Ridley, Gerald	1953,54,55

<b>29</b>	
Hettrick, Gene	1953

<b>30</b>	
Chime, Phil	
Gordon, Robert	
Kitchen, Clyde	
Kelley, Jim	
Ursery, Kurt	
Arnold, Kenny	1954,55,56
Washington, Bob	1958,59
Purcell, Tom	1961
Frost, Dan	1975,76
Kelley, Scott	1977,78
Carter, John	1994,95
Galloway, Kyle	1998,00,01
Spurgeon, Kurt	2003,04
Peterson, Jeff	2008,09
White, Aaron	2012,13,14,15
Hutton, Brandon	2016

<b>31</b>	
Dorsey, Benjamin	
Logan, William	1954,55,56

<b>32</b>	
Johnston, Larry	
Jarnagin, Charles	1952,53,54
Wordlaw, Clarence	1957,58,59
Pervall, Chris	1965,66
Brown, Fred	1970,71
Parker, Larry	1973,74,75,76
Brookins, Vincent	1978,79,80,81
Dennard, Jerry	1982,83
Snedeker, Dave	1984,85
Jewell, Mark	1987,88
Thompson, Ray	1989
McCausland, Kent	1996,97,98,99
Evans, Reggie	2001,02
Kelly, Jake	2008,09
Stubbs, Branden	2011,12

<b>33</b>	
McBride, Dan	
Nelson, John	
Schoof, William	1954,55,56
Miller, Thomas	1969,70,71
Moore, Larry	1973,75
Frost, Terry	1975,76

<b>34</b>	
Jensen, Merle	
Mittelberg, Kent	
Toland, Trevor	
Carpenter, Robert	1959
Mehlhaus, Doug	1962,63
Thompson, Scott	1974,75,76
Norman, Tom	1977,78,79
Anderson, Craig	1981,82,83,84
Lookingbill, Wade	1989,90,92,93
Koberg, Kerry	1998
Range, Joey	1999
Hansen, Ereik	2004,05,06
Smith, Tyler	2007
Licklitter, John	2009,10
Stokes, Darius	2011,12
Woodbury, Adam	2013,14,15,16

<b>35</b>	
Border, Lee	
Rathert, Keith	
Buckles, Kenneth	1952,53
George, Robert	1954,55,56
Sullinger, Harold	1972
Boyle, Bryan	1983,84
Gamble, Kevin	1986,87
Rabenold, Scott	1998
Henderson, Mike	2004,05,06,07
Archie, Devon	2010,11,12
Stokes, Darius	2013,14
Pemsl, Cordell	2017

<b>36</b>	
Ridley, Gerald	1953,54,55
McConnell, Jim	1957,58

<b>37</b>	
Berry, Henry	
Davidson, Army	
Meeker, Ray	
Pitts, Gene	

<b>38</b>	
Duncan, Douglas	1954,55
Harring, Richard	1959

<b>39</b>	
Williams, Joe	1957

<b>40</b>	
McCauley, Bob	
Ritter, Richard	
Seaberg, William	1954,55,56
Perkins, Lewis	1965,66,67
Hazley, Omar	1969,70,71
Drake, Terry	1975,77,78
Magnusson, Jim	1976
Boyle, Kevin	1979,80,81,82
Hill, Kent	1985,86,87,88
Street, Chris	1991,92,93

<b>41</b>	
Reichow, Jerry	
Seaberg, William	1954,55,56
Stokes, Greg	1982,83,84,85

<b>42</b>	
Cuthpert, Curtis	
Ward, Ivory	
Hairston, John	1947,75,76,77
Payne, Thomas	1956
Novak, Joel	1961,62
Riddle, Fred	1963,65
McGrath, Rolly	1966,67,68
Rowat, Lynn	1971,72
Thomas, Leon	1974,75
Phelps, Van	1977
Henry, Mike	1978,79,80
Payne, Michael	1982,83,84,85
Webb, Jay	1990,91,92,93
Bowen, Ryan	1995,96,97,98
Ramos, Antonio	1999
Dollmeyer, Greg	2003
Meyer, Kyle	2013,14

<b>43</b>	
Rosborough, Jim	
Swift, Larry	
Lorenz, Gary	1961,62
Calabria, Chad	1968,69,70
Williams, Rick	1972,73
Washington, Nate	1974
Phelps, Van	1977
Tubbs, Brig	1989,90,91,92
Smith, Jason	1999,00,01

<b>44</b>	
Leffingwell, Hugh	
Worley, Glen	
Nau, Earl	1958
Heitman, Michael	1958,59,60
Reddington, Joe	1961,62,63
Banaszek, Kenneth	1964,65
McGilmer, Benjamin	1966,69,70
Vidnovic, Glenn	1968,69,70
Kunnert, Kevin	1971,72,73
Hargrave, Clay	1976,77,78
Gannon, Mark	1980,81,82,83
Lorenzen, Al	1985,86,87,88
Bartels, Jim	1991,93,94,95
Koch, J.R.	1996,97,98,99
Brunner, Greg	2003,04,05,06
Tate, Cyrus	2007,08,09
Cougill, Brennan	2010

<b>45</b>	
Rogers, Vic	
Gentry, Nolden	1958,59,60
Shaw, Richard	1961,62,63
Peeples, George	1964,65,66
Johnson, John	1969,70
Ingram, Michael	1989,90
Moore, Darryl	1997,98
Williams, John Carl	1999,00

<b>46</b>	
Scheurman, Milton	1954,55,56

<b>50</b>	
McCausland, Mac	
Schebler, Pete	
Skea, William	1963,64
Gatens, Mike	1974,75,76

Olsthoorn, Larry	1977,78
Heller, Mike	1980
Bullard, Matt	1989,90
Robinson, Alvin	1996,97
Cole, Jarryd	2008,09,10,11

<b>51</b>	
Petratis, Stan	
Denoma, Mike	1963,64,65
Breedlove, Huston	1966,67,68
Venik, Harry	1967
Miranda, Joe	1969
Mims, Fred	1972
Jepsen, Les	1987,88,89,90
Rebholz, Mike	1999
Gomes, Marcelo	1999,00
Baer, Nicholas	2016,17

<b>52</b>	
Carver, Mike	
Crum, Fred	
Hegg, Peer	1957
Runge, Dennis	1960,61
Riddle, Fred	1963,65
Olson, Gary	1964,65,66
Schulze, Tom	1969,70
Angersola, Ken	1973
Thomas, Leon	1974,75
Haberecht, Fred	1975,76
Hallstom, Jim	1978
Waite, Steve	1978,79,80,81
Millard, Russ	1993,94,95,96
Scott, Cortney	2001
Looby, Kurt	2007,08

<b>53</b>	
Nielsen, Steve	
Worley, Glen	
Lyon, Terry	1963
Williams, Sam H.	1967,68
Zagar, Ronald	1960
Collins, James	1972,73,74
Haberer, Brian	1998
Sonderleiter, Sean	2001,02,03
Gorney, Seth	2005,06,07,08

<b>54</b>	
King, Bruce	1975,76,77
Krafcisin, Steve	1979,80,81
Lohaus, Brad	1983,84,86,87
Rucker, Guy	1997,98,99

<b>55</b>	
Rathert, Keith	
Earl, Acie	1990,91,92,93
Helmets, Greg	1995,96,97,98

<b>57</b>	
Gunther, Dave	1957,58,59

*Note: Player jersey numbers were compiled recently and may not include some numbers from the early years of Iowa basketball.*

**NOVEMBER**

10	Campbell at Penn State	4 p.m.	BTN Plus
	Indiana at Indiana State	7 p.m.	BTN Plus
	Maryland vs. Stony Brook [1]	7 p.m.	BTN Plus
	CCNY at Rutgers	7 p.m.	BTN Plus
	Robert Morris at Ohio State	7 p.m.	BTN Plus
	South Carolina State at Wisconsin	7 p.m.	BTN Plus
	Southern at Illinois	8 p.m.	BTN Plus
	North Florida at Michigan State	8 p.m.	BTN
	Chicago State at Iowa	9 p.m.	BTN Plus
	USC Upstate at Minnesota	8 p.m.	BTN Plus
	SIU-Edwardsville at Purdue	8 p.m.	BTN Plus
	Loyola Marymount at Northwestern	8:30 p.m.	BTN Plus
11	Michigan vs. North Florida	7:30 p.m.	BTN
	Eastern Illinois at Nebraska	TBD	BTN Plus
12	Radford at Ohio State	2:30 p.m.	BTN Plus
	Central Connecticut State at Rutgers	2:30 p.m.	BTN Plus
	Alabama State at Iowa	4 p.m.	BTN Plus
	Chicago State at Purdue	4 p.m.	BTN
	Fairleigh Dickinson at Penn State	5 p.m.	BTN Plus
	Tennessee-Martin at Illinois	6 p.m.	ESPNU
	Maryland Eastern Shore at Maryland	6 p.m.	BTN Plus
	Yale at Wisconsin	6 p.m.	BTN
	Howard at Indiana	8 p.m.	BTN
13	Minnesota at Providence [2]	6:30 p.m.	FS1
	Central Michigan at Michigan	7 p.m.	BTN
	North Texas at Nebraska	8 p.m.	BTN Plus
	Saint Peter's at Northwestern	8 p.m.	BTN Plus
14	Michigan State vs. Duke [3]	7 p.m.	ESPN
	Cleveland State at Rutgers	7 p.m.	BTN
	Purdue at Marquette [2]	8:30 p.m.	FS1
15	Indiana at Seton Hall [2]	6:30 p.m.	FS1
	Montana at Penn State	7 p.m.	BTN
	Niagara at Minnesota	8 p.m.	BTN Plus
	Butler at Maryland [2]	8:30 p.m.	FS1
	Creighton at Northwestern [2]	9 p.m.	BTN
16	Nebraska at St. John's [2]	6:30 p.m.	FS1
	Southern Mississippi at Michigan	7 p.m.	BTN Plus
	Texas Southern at Ohio State	7 p.m.	BTN
	Grambling State at Iowa	8 p.m.	BTN Plus
	Xavier at Wisconsin [2]	8:30 p.m.	FS1
17	Columbia at Penn State	7 p.m.	BTN Plus
	DePaul at Illinois [2]	8:30 p.m.	BTN
18	Northwestern vs. La Salle [4]	2:30 p.m.	TBD
	Fairfield at Purdue	7 p.m.	BTN Plus
	Bucknell at Maryland	TBD	BTN or BTN Plus
19	Coppin State at Rutgers	12:30 p.m.	BTN Plus
	North Dakota at Nebraska	2 p.m.	BTN
	Northeastern at Ohio State	2 p.m.	BTN Plus
	Stony Brook at Michigan State	4 p.m.	BTN
	Western Carolina at Minnesota	4:30 p.m.	FS1
	Marshall at Illinois	5 p.m.	BTN Plus
	South Florida at Indiana	6 p.m.	BTN
	Northwestern vs. Boston College/Texas Tech [4]	TBD	TBD
20	Iowa vs. Louisiana [5]	Noon	TBD
	Jackson State at Maryland	7 p.m.	BTN
	Penn State vs. Pittsburgh [7]	9:30 p.m.	TBD
	Wisconsin vs. Baylor [8]	9:30 p.m.	TBD
	Michigan vs. LSU [6]	11:30 p.m.	ESPNU
21	Bryant at Rutgers	7 p.m.	BTN Plus
	Alabama A&M at Minnesota	8 p.m.	BTN
	Iowa vs. South Dakota State/Wyoming [5]	TBD	TBD

	Michigan vs. Notre Dame/Chaminade [6]	TBD	TBD
	Penn State vs. Oklahoma St/Texas A&M [7]	TBD	TBD
	Wisconsin vs. Creighton/UCLA [8]	TBD	TBD
22	Purdue vs. Tennessee [9]	Noon	TBD
	Augustana (Ill.) at Illinois	7 p.m.	BTN Plus
	Arkansas State at Indiana	7 p.m.	BTN
	Iowa vs. TBD [5]	TBD	TBD
	Michigan vs. TBD [6]	TBD	TBD
23	Nebraska vs. UCF [11]	6 p.m.	ESPN3
	Ohio State vs. Gonzaga [10]	6 p.m.	ESPN2
	Michigan State vs. DePaul [10]	11:30 p.m.	ESPN
	Purdue vs. Villanova/Western Kentucky [9]	TBD	TBD
24	East Carolina at Rutgers	1 p.m.	BTN Plus
	Oral Roberts at Penn State	3 p.m.	BTN Plus
	Eastern Michigan at Indiana	4:30 p.m.	BTN
	Nebraska vs. West Virginia/Marist [11]	5/7:30 p.m.	ESPN2/3
	North Carolina Central at Illinois	7:30 p.m.	BTN Plus
	Sacred Heart at Northwestern	8:30 p.m.	BTN Plus
	Milwaukee at Wisconsin	9 p.m.	BTN
	Maryland vs. St. Bonaventure [12]	9:30 p.m.	CBSSN
	Michigan State vs. Connecticut/Oregon [10]	TBD	TBD
	Minnesota vs. Massachusetts [13]	TBD	TBD
	Ohio State vs. Florida/Stanford [10]	TBD	TBD
	Purdue vs. TBD [9]	TBD	TBD
25	Maryland vs. New Mexico/TCU [12]	TBD	TBD
	Minnesota vs. Alabama [13]	TBD	TBD
26	UC Riverside at Michigan	4 p.m.	FS1
	Michigan State vs. TBD [10]	TBD	TBD
	Nebraska vs. TBD [11]	TBD	ESPNU/3
	Ohio State vs. TBD [10]	TBD	TBD
27	Maryland at Syracuse [14]	7 p.m.	ESPN2
	Wisconsin at Virginia [14]	9 p.m.	ESPN2
28	Northwestern at Georgia Tech [14]	7 p.m.	ESPN2
	Florida State at Rutgers [14]	7 p.m.	ESPNU
	Louisville at Purdue [14]	8 p.m.	ESPN
	Illinois at Wake Forest [14]	9 p.m.	ESPNU
	Iowa at Virginia Tech [14]	9 p.m.	ESPN2
29	Clemson at Ohio State [14]	7:15 p.m.	ESPN2
	Penn State at NC State [14]	7:15 p.m.	ESPNU
	Michigan at North Carolina [14]	7:30 p.m.	ESPN
	Miami at Minnesota [14]	9:15 p.m.	ESPN2
	Boston College at Nebraska [14]	9:15 p.m.	ESPNU
	Duke at Indiana [14]	9:30 p.m.	ESPN
30	Notre Dame at Michigan State [14]	7 p.m.	ESPN

**DECEMBER**

1	Purdue at Maryland	7 p.m.	BTN
	Illinois at Northwestern	9 p.m.	BTN
2	Indiana at Michigan	12:30 p.m.	CBS Sports
	Penn State at Iowa	5 p.m.	BTN
	Ohio State at Wisconsin	5 p.m.	FOX
3	Northwestern at Purdue	4 p.m.	BTN
	Nebraska at Michigan State	4:30 p.m.	FS1
	Rutgers at Minnesota	6 p.m.	BTN
	Maryland at Illinois	8 p.m.	BTN
4	Michigan at Ohio State	6:30 p.m.	FS1
	Wisconsin at Penn State	7 p.m.	ESPN2
	Iowa at Indiana	8 p.m.	BTN
5	Michigan State at Rutgers	7 p.m.	BTN
	Minnesota at Nebraska	9 p.m.	BTN



6	Austin Peay State at Illinois.....	8 p.m.	BTN
	Wisconsin at Temple.....	8 p.m.	ESPNU
7	Valparaiso at Purdue.....	6:30 p.m.	FS1
	Ohio at Maryland.....	7 p.m.	BTN
	NJIT at Rutgers.....	7 p.m.	BTN Plus
	Iowa at Iowa State.....	8 p.m.	ESPN2
9	UCLA at Michigan.....	Noon	CBS Sports
	William & Mary at Ohio State.....	Noon	BTN Plus
	Marquette at Wisconsin.....	Noon/2 p.m.	FOX or FS1
	Nebraska at Creighton.....	Noon/2:30 p.m.	FS1
	Gardner-Webb at Maryland.....	12:30 p.m.	BTN Plus
	Indiana at Louisville.....	2 p.m.	ESPN
	George Washington at Penn State.....	4 p.m.	BTN
	Southern Utah at Michigan State.....	6 p.m.	BTN
	Fairleigh Dickinson at Rutgers.....	7 p.m.	BTN Plus
	Illinois at UNLV.....	TBD	TBD
	Minnesota at Arkansas.....	TBD	TBD
10	Southern at Iowa.....	5 p.m.	BTN
	IUPUI at Purdue.....	7 p.m.	BTN
11	Chicago State at Northwestern.....	7 p.m.	FS1
	Drake at Minnesota.....	8 p.m.	BTN
12	Catholic at Maryland.....	7 p.m.	BTN Plus
	Fordham at Rutgers.....	7 p.m.	ESPNU
	Michigan at Texas.....	9 p.m.	ESPN2
13	Longwood at Illinois.....	8 p.m.	BTN
	Western Kentucky at Wisconsin.....	8 p.m.	FS1
14	Valparaiso at Northwestern.....	8 p.m.	BTN
16	Seton Hall at Rutgers.....	Noon	BTN
	Purdue vs. Butler [16].....	Noon	FOX
	Iowa vs. Drake [17].....	2 p.m.	BTN
	Northwestern at DePaul.....	2 p.m.	FS1
	Indiana vs. Notre Dame [16].....	2:30 p.m.	FOX
	Appalachian State at Ohio State.....	6 p.m.	BTN
	Illinois vs. New Mexico State [15].....	8 p.m.	BTN
	Kansas at Nebraska.....	8 p.m.	FS1
	Michigan vs. Detroit [18].....	TBD	TBD
	Michigan State vs. Oakland [18].....	TBD	TBD
17	Penn State at George Mason.....	TBD	TBD
18	Houston Baptist at Michigan State.....	6 p.m.	BTN
	Fort Wayne at Indiana.....	8 p.m.	BTN
19	The Citadel at Ohio State.....	7 p.m.	BTN
	Binghamton at Penn State.....	7 p.m.	BTN Plus
	Lewis at Northwestern.....	8 p.m.	BTN Plus
	Southern at Iowa.....	9 p.m.	BTN
20	UTSA at Nebraska.....	8 p.m.	BTN
21	Tennessee State at Purdue.....	6 p.m.	BTN Plus
	Fairleigh Dickinson at Maryland.....	7 p.m.	ESPNU
	Long Beach State at Michigan State.....	7 p.m.	BTN Plus
	Tennessee Tech at Indiana.....	8 p.m.	BTN
	Oral Roberts at Minnesota.....	8 p.m.	BTN Plus
	Alabama A&M at Michigan.....	9 p.m.	ESPNU
22	Northwestern at Oklahoma.....	7 p.m.	ESPN2
	Rider at Penn State.....	7 p.m.	BTN
	Stony Brook at Rutgers.....	7 p.m.	BTN Plus
	Delaware State at Nebraska.....	8 p.m.	BTN Plus
	Iowa vs. Colorado [19].....	9 p.m.	BTN
23	Ohio State vs. North Carolina [21].....	1:30 p.m.	CBS Sports
	Florida Atlantic at Minnesota.....	3:30 p.m.	BTN
	Green Bay at Wisconsin.....	5:30 p.m.	BTN
	Illinois vs. Missouri [20].....	8 p.m.	ESPN2
27	Chicago State at Wisconsin.....	9 p.m.	ESPNU
28	Hartford at Rutgers.....	7 p.m.	BTN Plus
29	Cleveland State at Michigan State.....	6 p.m.	BTN
	Youngstown State at Indiana.....	8 p.m.	BTN
	Northern Illinois at Iowa.....	8 p.m.	BTN Plus
	UMBC at Maryland.....	8 p.m.	FS1
	Stetson at Nebraska.....	8 p.m.	BTN Plus
30	Brown at Northwestern.....	Noon	FS1
	Miami (Ohio) at Ohio State.....	Noon	ESPNU
	Harvard at Minnesota.....	2 p.m.	BTN
	Coppin State at Penn State.....	2 p.m.	BTN Plus
	Grand Canyon at Illinois.....	4 p.m.	BTN Plus
	UMass Lowell at Wisconsin.....	4 p.m.	BTN
	Jacksonville at Michigan.....	6 p.m.	BTN
	Lipscomb at Purdue.....	8 p.m.	BTN
31	Savannah State at Michigan.....	Noon	BTN
<b>JANUARY</b>			
2	Michigan State at Iowa.....	7 p.m.	ESPN or ESPN2
	Penn State at Maryland.....	7 p.m.	BTN
	Indiana at Wisconsin.....	7 p.m.	ESPN or ESPN2
	Nebraska at Northwestern.....	9 p.m.	BTN
3	Rutgers at Purdue.....	7 p.m.	BTN
	Illinois at Minnesota.....	9 p.m.	BTN
4	Ohio State at Iowa.....	7 p.m.	ESPNU
	Maryland at Michigan State.....	8 p.m.	FS1
5	Wisconsin at Rutgers.....	7 p.m.	ESPN2
	Northwestern at Penn State.....	8 p.m.	FS1
6	Illinois at Michigan.....	Noon	BTN
	Nebraska at Purdue.....	2:15 p.m.	BTN
	Indiana at Minnesota.....	5:15 p.m.	ESPN2
7	Michigan State at Ohio State.....	1:30/4:30 p.m.	CBS Sports
	Iowa at Maryland.....	8 p.m.	FS1
9	Penn State at Indiana.....	6:30 p.m.	BTN
	Wisconsin at Nebraska.....	8:30 p.m.	BTN
	Purdue at Michigan.....	9 p.m.	ESPN or ESPN2
10	Rutgers at Michigan State.....	7 p.m.	BTN
	Minnesota at Northwestern.....	9 p.m.	BTN
11	Maryland at Ohio State.....	7 p.m.	ESPN or ESPN2
	Iowa at Illinois.....	8 p.m.	FS1
12	Nebraska at Penn State.....	7 p.m.	BTN
13	Michigan at Michigan State.....	Noon	FOX
	Purdue at Minnesota.....	Noon	ESPN2
14	Northwestern at Indiana.....	1:30/4:30	CBS Sports
	Ohio State at Rutgers.....	7 p.m.	BTN
15	Maryland at Michigan.....	6:30 p.m.	FS1
	Minnesota at Penn State.....	7 p.m.	BTN
	Illinois at Nebraska.....	9 p.m.	BTN
16	Wisconsin at Purdue.....	7 p.m.	ESPN or ESPN2



# IOWA BASKETBALL

2018 MEDIA GUIDE

17	Iowa at Rutgers.....	7 p.m.	BTN
	Ohio State at Northwestern .....	9 p.m.	BTN
18	Minnesota at Maryland .....	8:30 p.m.	FS1
	Michigan at Nebraska .....	9 p.m.	BTN
19	Indiana at Michigan State .....	7 p.m.	FS1
	Illinois at Wisconsin .....	9 p.m.	FS1
20	Purdue at Iowa .....	Noon	ESPN or ESPN2
	Minnesota vs. Ohio State [22] .....	Noon	BTN
	Penn State at Northwestern .....	2 p.m.	BTN
21	Rutgers at Michigan.....	Noon	BTN
22	Maryland at Indiana .....	7 p.m.	FS1
	Nebraska at Ohio State .....	8 p.m.	BTN
	Michigan State at Illinois .....	9 p.m.	FS1
23	Wisconsin at Iowa.....	7 p.m.	ESPN or ESPN2
	Northwestern at Minnesota .....	9 p.m.	BTN
24	Nebraska at Rutgers .....	7 p.m.	BTN
	Indiana at Illinois .....	9 p.m.	BTN
25	Michigan at Purdue .....	7 p.m.	ESPN2
	Penn State at Ohio State.....	8 p.m.	BTN
26	Wisconsin at Michigan State .....	8 p.m.	FS1
27	Rutgers at Penn State .....	4 p.m.	BTN
	Iowa at Nebraska.....	8 p.m.	BTN
28	Michigan State at Maryland .....	1 p.m.	CBS Sports
	Purdue at Indiana .....	3:30 p.m.	FOX
29	Northwestern at Michigan.....	7 p.m.	FS1
	Nebraska at Wisconsin .....	9 p.m.	TBD
30	Rutgers at Illinois .....	7 p.m.	TBD
	Indiana at Ohio State.....	7 p.m.	ESPN or ESPN2
	Minnesota at Iowa.....	9 p.m.	BTN
31	Penn State at Michigan State.....	6:30 p.m.	BTN
	Maryland at Purdue.....	8:30 p.m.	BTN

## FEBRUARY

1	Northwestern at Wisconsin .....	8:30 p.m.	FS1
3	Minnesota at Michigan.....	2:30 p.m.	FOX
	Purdue at Rutgers.....	4 p.m.	BTN
	Michigan State at Indiana .....	6 p.m./8 p.m.	ESPN or ESPN2
	Iowa at Penn State.....	6 p.m./8 p.m.	BTN
4	Illinois at Ohio State.....	Noon	FS1
	Wisconsin at Maryland.....	1 p.m.	CBS Sports
5	Indiana at Rutgers .....	7 p.m.	BTN
6	Michigan at Northwestern.....	7 p.m.	BTN
	Michigan State at Iowa .....	9 p.m.	ESPN or ESPN2
	Nebraska at Minnesota .....	9 p.m.	BTN
7	Maryland at Penn State .....	6:30 p.m.	BTN
	Ohio State at Purdue .....	8:30 p.m.	BTN
8	Wisconsin at Illinois .....	9 p.m.	BTN
9	Minnesota at Indiana .....	7:30 p.m.	FS1
10	Northwestern at Maryland.....	Noon	ESPN or ESPN2
	Purdue at Michigan State .....	6 p.m./8 p.m.	ESPN or ESPN2
	Rutgers at Nebraska .....	4 p.m.	BTN
	Iowa at Ohio State.....	6 p.m./8 p.m.	BTN

11	Michigan at Wisconsin.....	1 p.m.	CBS Sports
	Penn State at Illinois .....	7 p.m.	BTN
13	Maryland at Nebraska .....	7 p.m.	BTN
	Northwestern at Rutgers .....	9 p.m.	BTN
	Michigan State at Minnesota.....	9 p.m.	ESPN or ESPN2
14	Iowa at Michigan .....	6:30 p.m.	BTN
	Illinois at Indiana .....	8:30 p.m.	BTN
15	Purdue at Wisconsin.....	7 p.m.	ESPN or ESPN2
	Ohio State at Penn State.....	8 p.m.	BTN
17	Indiana at Iowa .....	2 p.m.	ESPN or ESPN2
	Michigan State at Northwestern .....	2 p.m.	FOX
	Rutgers at Maryland .....	8 p.m.	BTN
18	Ohio State at Michigan .....	1 p.m.	CBS Sports
	Nebraska at Illinois .....	3:30 p.m.	BTN
	Penn State at Purdue.....	8 p.m.	BTN
19	Maryland at Northwestern.....	7 p.m.	FS1
	Minnesota at Wisconsin .....	9 p.m.	FS1
20	Illinois at Michigan State .....	7 p.m.	ESPN or ESPN2
	Rutgers at Ohio State.....	7 p.m.	BTN
	Indiana at Nebraska.....	9 p.m.	BTN
21	Michigan at Penn State.....	7 p.m.	BTN
	Iowa at Minnesota.....	9 p.m.	BTN
22	Purdue at Illinois.....	7 p.m.	FS1
	Wisconsin at Northwestern .....	7 p.m.	ESPN or ESPN2
23	Ohio State at Indiana .....	8 p.m.	FS1
24	Michigan at Maryland .....	Noon	ESPN or ESPN2
25	Michigan State at Wisconsin .....	1 p.m.	CBS Sports
	Illinois at Rutgers .....	3 p.m.	BTN
	Minnesota at Purdue.....	4 p.m.	FS1
	Penn State at Nebraska .....	5:15 p.m.	BTN
	Northwestern at Iowa.....	7:30 p.m.	BTN

## KEY

- [1] Nassau Veterans Memorial Coliseum, East Garden City, N.Y.
- [2] Gavitt Tipoff Games
- [3] Champions Classic (United Center, Chicago, Ill.)
- [4] Hall of Fame Tip-Off (Uncasville, Conn.)
- [5] Cayman Islands Classic
- [6] Maui Invitational (Lahaina, Hawaii)
- [7] Legends Classic (Barclays Center, Brooklyn, N.Y.)
- [8] Hall of Fame Classic (Sprint Center, Kansas City, Mo.)
- [9] Battle 4 Atlantis (Paradise Island, The Bahamas)
- [10] PK80 Invitational (Portland, Ore.)
- [11] Advocare Invitational (ESPN Wide World of Sports, Lake Buena Vista, Fla.)
- [12] Emerald Coast Classic (Northwest Florida State College, Niceville, Fla.)
- [13] Barclays Center Classic (Barclays Center, Brooklyn, N.Y.)
- [14] 19th annual ACC/Big Ten Challenge
- [15] United Center, Chicago, Ill.
- [16] Crossroads Classic (Bankers Life Fieldhouse, Indianapolis, Ind.)
- [17] Big Four Classic (Wells Fargo Arena, Des Moines, Iowa)
- [18] Little Caesars Arena, Detroit, Mich.
- [19] Sanford Pentagon, Sioux Falls, S.D.
- [20] Braggin' Rights Classic (Scottrade Center, St. Louis, Mo.)
- [21] CBS Sports Classic (Smoothie King Center, New Orleans, La.)
- [22] Super Saturday – College Hoops & Hockey (Madison Square Garden, New York, N.Y.)

All dates and times subject to change

All times Eastern



**The Hawkeye Visions Endowment Program:** Hawkeye Visions is an on-going campaign, which seeks to build an endowment capable of covering the cost, via earnings, of UI student-athlete scholarships. The program currently includes over 200 scholarships ranging from fully endowed scholarships, partially endowed, in development or scholarships pledged via an estate gift. The following Visionary and Leadership Scholarships will be awarded for the 2017-18 academic year.

#### Visionary Level Scholarships

Beth and Bob Allsop Point Guard Scholarship  
John and Ruth Beckman Scholarships  
Ray Carlson Lineman Scholarship  
Mark Falb Quarterback Scholarship  
Bill and John Fenton Football Scholarship  
George C. and Nora Foerstner Memorial and Alex A. and JoAnn F. Meyer Football Scholarships  
Russ and Ann Gerdin Family Football Scholarships  
Russ and Ann Gerdin Family Men's Basketball Scholarships  
Russ and Ann Gerdin Family Women's Basketball Scholarship  
Russ and Ann Gerdin Family Wrestling Scholarship  
Russ and Ann Gerdin Family Athletic Scholarship  
Leonard A. and Marlene S. Hadley Center Football Scholarship  
Mike "Hammer" Hammond Football Scholarship Fund  
Robert G. and Annalee Jacoby Hockridge Wrestling Scholarship

Jim and Rhonda Juhlin Men's Basketball Scholarship  
Nile Kinnick Leadership Scholarship  
Mary Lee Hawkeye Spirit Scholarships  
Gus and Theo Mastrogany End Scholarship  
Robert W. and Jean C. Otilie Athletic Scholarships  
Ned and Reba Postels Family Men's Basketball Scholarship  
Keith and Justine Schulte "6th-Man" Men's Basketball Scholarship  
John and Peg Slusher Softball Catcher Scholarship  
Roland and Esther Smith Men's Athletic Scholarships  
Roland and Esther Smith Women's Athletic Scholarships  
Arthur E. Stanley Football Scholarships  
Chris Street Memorial Men's Basketball Scholarship  
Dale L. Tieden Football Scholarships  
Henry B. and Patricia B. Tippie Athletic Scholarships  
Jim and Susan Woods Offensive Lineman Scholarship

#### Leadership Level Scholarships

Dr. C.F. "Larry" and Lois Barrett Football Scholarship  
Micheal and Patricia Beal Women's Basketball Scholarship  
P. Sue Beckwith, M.D., Women's Basketball Scholarship  
P. Sue Beckwith, M.D., Rowing Scholarship  
Warren and Harriet Berman Family Football Scholarship  
Warren and Harriet Berman Family Men's Basketball Scholarship  
Mike Boddicker Baseball Scholarship  
Lester Bookey Memorial Scholarship  
Patty and Tom Buroker Football Scholarship  
Tom and Lori Cardella Football Scholarship  
B. W. "Wayne" Carpenter Football Scholarship  
Carver Scholarship/Slater Award  
Gene and Jennie Clay Football Scholarship  
John and Mary Ann Colloton Men's Basketball Scholarship  
John and Mary Ann Colloton Football Scholarship  
John and Mary Ann Colloton Women's Basketball Scholarship  
John and Mary Ann Colloton Wrestling Scholarship  
Catherine Nacke Cooper Men's Basketball Scholarship  
Brad and Peggy Davis Golf Scholarship  
Tom and Shari Davis Men's Basketball Manager Scholarship  
Doran Family Gymnastics Scholarship  
C. W. "Bump" Elliott Football Scholarship  
Dr. Brent and Ellen Feller Men's Basketball Scholarship  
John Ferentz Memorial Football Scholarship  
Fitzgerald Family Women's Basketball Scholarship  
Hayden Fry Captain's Scholarship  
Eugene and Pat Gauron Women's Tennis Scholarship  
Al Grady Memorial Football Scholarship  
Carol Hauptert Football Scholarship  
Donald W. and Marilyn Heineking Baseball Scholarship  
Donald W. and Marilyn Heineking Football Scholarship  
Donald W. and Marilyn Heineking Men's Cross Country/Track Scholarship  
Donald W. and Marilyn Heineking Men's Basketball Manager's Scholarship  
Donald W. and Marilyn Heineking Softball Scholarship  
Donald W. and Marilyn Heineking Volleyball Scholarship  
Donald W. and Marilyn Heineking Women's Basketball Scholarship  
Donald W. and Marilyn Heineking Wrestling Scholarship  
Theo and Glenda Hitchens Football Scholarship  
Theo and Glenda Hitchens Men's Basketball Scholarship  
James Hoak Men's Golf Scholarship  
Iowa Style Wrestling Scholarship  
Richard O. Jacobson Football Scholarship  
Johnson County I-Club Football Scholarship  
Johnson County I-Club Wrestling Scholarship  
Bud and Georgia Johnson Women's Basketball Scholarship  
Bud and Georgia Johnson Volleyball Scholarship  
Nile Kinnick Memorial Scholarships  
Nile Kinnick Scholarship for Women  
Ron Kirchoff Men's Basketball Scholarship  
Don and Joyce Klimes Football Scholarship  
W. A. Krause Football Scholarship  
Gary Kurdelmeier Wrestling Scholarship  
Robert and Dorothy Lee Scholarship  
Michael and Chelle Lehman Volleyball Scholarship  
Jack and Ailene Liechty Men's Golf Scholarship  
Jack and Ailene Liechty Football Scholarship  
Jack and Ailene Liechty Men's Basketball Scholarship

Jack and Ailene Liechty Women's Basketball Scholarship  
Linn County I-Club Football Scholarship  
Brad and Anne Lohaus Men's Basketball Scholarship  
Paul Mason Memorial Scholarship  
Kirk and Diane Mellecker Family Men's Tennis Scholarship  
Bob and Jo Lynne Meskimen Family Football Scholarship  
Monday Morning Quarterback Club Football Scholarship  
Terry and Susan Mulligan Football Scholarship  
Terry and Susan Mulligan Men's Swimming Scholarship  
Bucky O'Connor Men's Basketball Scholarship  
Bucky O'Connor Men's Golf Scholarship  
Dennis and Donna Oldorf Athletic Scholarship  
Robert and Ruth Olson Football Scholarship  
Bob and Dorothy Otto Football Scholarship  
Dave Paulson Baseball Scholarship  
Whitey and Grace Piro Football Scholarship  
William and Kay Pitlik Wrestling Scholarship  
William and Kay Pitlik Football Scholarships  
William and Kay Pitlik Softball Scholarship  
William and Kay Pitlik Women's Basketball Scholarship  
William and Kay Pitlik Field Hockey Scholarship  
Polk County I-Club Football Scholarship  
Polk County I-Club Softball Scholarship  
Rigler Family Football Scholarship  
Bob Root Memorial Football Scholarship  
Stella Wolff Sanford Women's Scholarship  
Douglas D. Schnoebelen Women's Basketball Scholarship  
John and Dorothy Sill Wrestling Scholarship  
Val, Marilyn and Gary Skarda Family Baseball Scholarship  
Professor Ralph I. and Barbara G. Stephens Women's Basketball Scholarship  
Marshall Stewart Athletic Scholarship  
Dennis and Janice Oliver Strang Football Scholarship  
John Streif Men's Basketball Scholarship  
Ben Trickey Memorial Scholarship  
Raymond K. and Susan K. Vawter Football Scholarship  
W. David Ward Football Scholarship  
George Wine Sports Information Scholarship  
Earl and Edna Yoder Football Scholarship

#### The Hawkeye Visions Endowment Program: Investing in a Winning Future!

To make a gift or for more information about the Hawkeye Visions Endowment Program, please contact Sloane Tyler, Director of Development, (319-467-3410) [Sloane.Tyler@foriowa.org](mailto:Sloane.Tyler@foriowa.org) or (800) 648-6973. Please visit [jointheclub.com](http://jointheclub.com) for more information. The UI Foundation is the preferred channel of support for private contributions to all areas of the University of Iowa.

#### Athletic Endowed Scholarship Gift Levels

##### Visionary Scholarship

\$400,000 example: The Jane Doe Women's Basketball Point Guard Scholarship

##### Leadership Scholarship

\$200,000 example: The Doe Family Women's Basketball Scholarship

##### Sustaining Scholarship

\$50,000 example: The John and Jane Doe Athletic Scholarship

\*For a complete list of ALL named, endowed scholarships currently awarded, please visit [jointheclub.com](http://jointheclub.com).



Iowa's Carver-Hawkeye Arena is located on the west campus in the University's athletic complex, approximately one-quarter mile northwest of Kinnick Stadium. It is a few minutes' drive from Interstate 80 and 380 and about 30 minutes from the Eastern Iowa Airport in Cedar Rapids.

The press and radio section at the Arena is located on the west side of the floor. The television and camera platform is located overhead on the east side.

A hospitality room for the media is located through the main exit ramp off the playing floor. Soft drinks are available to the media, along with concession stand food vouchers.

Postgame conferences with the head coaches are held in the Press Room. Iowa player interviews are conducted in the press room following the coach's interviews.

### COACH MCCAFFERY CONFERENCES/INTERVIEW REQUESTS

Coach Fran McCaffery holds media conferences in Carver-Hawkeye Arena and tele-conferences throughout the season. Requested Iowa players are available on days Coach McCaffery meets with the media. Coach McCaffery also participates in the Big Ten coaches tele-conferences on Monday's during the conference season. All Iowa practice sessions are closed to the public and media.

All interview requests for members of the Iowa coaching staff and Hawkeye student-athletes should be directed through athletic communications (319) 335-9411. Please refrain from contacting members of the basketball program directly.

### CREDENTIALS

Requests for game credentials should be directed in e-mail to Matt Weitzel ([matthew-weitzel@uiowa.edu](mailto:matthew-weitzel@uiowa.edu)). Requests should be filed early enough to allow time for processing. Credentials that are not mailed can be claimed at the Will Call window at the Carver-Hawkeye Arena ticket office, located at the north entrance to the arena. Photo identification is required.

### PARKING

Requests for parking should be made when requesting credentials. Media parking is located in lots 40 and 33 near the East side of Carver-Hawkeye Arena.

### SERVICES

Complete play-by-play, halftime statistics, final individual and team statistics and quotes from both head coaches are available following each home game. Statistics will be either faxed or e-mailed when requested. This information is filed in PDF format and sent within 30 minutes following home games. Box scores are also posted on the Iowa website, [hawkeyesports.com](http://hawkeyesports.com), following each Iowa game throughout the season.

### HIGH SPEED INTERNET ACCESS

High speed internet access is available in the media area in Carver-Hawkeye Arena, as the majority of seats in the media area are hard-wired for access. Wireless internet is also available. Check with a member of the athletic communications staff for a username and password card that is good for the entire 2017-18 season.

### IOWA ON THE INTERNET

Updated information on the Iowa basketball team and athletics department is also available on the University of Iowa's athletic department home page on the Internet. That address is:

### [hawkeyesports.com](http://hawkeyesports.com)

Iowa athletic communications staff members may be addressed electronically at the following E-mail address:

[steven-roe@hawkeyesports.com](mailto:steven-roe@hawkeyesports.com)

[matthew-weitzel@hawkeyesports.com](mailto:matthew-weitzel@hawkeyesports.com)

[christopher-brewer@hawkeyesports.com](mailto:christopher-brewer@hawkeyesports.com)

[traci-a-wagner@hawkeyesports.com](mailto:traci-a-wagner@hawkeyesports.com)

[james-allan@hawkeyesports.com](mailto:james-allan@hawkeyesports.com)

[brandee-britt@uiowa.edu](mailto:brandee-britt@uiowa.edu)

[cari-gold@hawkeyesports.com](mailto:cari-gold@hawkeyesports.com)

### THE HAWKEYE RADIO NETWORK

Fans of the University of Iowa following the Hawkeyes on radio can tune in on their favorite station throughout the state of Iowa and the Midwest.

The radio voice of the Hawkeyes is Gary Dolphin, a Cascade, Iowa, native who handles all play-by-play action of both Iowa men's basketball and football. In addition, Dolphin also serves as the host of the weekly radio and television coach's shows during the seasons with men's basketball Coach Fran McCaffery and football Coach Kirk Ferentz. Dolphin, in 2001 and 2011, was named the Iowa Sportscaster of the Year. He is in his 21st season of broadcasting Iowa basketball and football on the Hawkeye Radio Network. Dolphin, overall, is in his 44th year of play-by-play broadcasting, which also includes six years of broadcasting basketball games for Northwestern University.

Dolphin is joined on all University of Iowa basketball broadcasts by former Hawkeye and NBA veteran Bobby Hansen, who enters his 21st season calling games on the Hawkeye Radio Network. Hansen was a four-year letterman and a member of Iowa's 1980 Final Four team. Hansen enjoyed a lengthy career in the NBA and earned an NBA championship while playing for the Chicago Bulls.

The Hawkeye Radio Network, a production of Learfield Communications, Inc. of Jefferson City, Missouri, blankets the state of Iowa and bordering states with more than 50 stations providing live coverage. The Hawkeyes can also be heard online ([hawkeyesports.com](http://hawkeyesports.com)) and on Sirius/XM Satellite Radio.







**The Athletic Communications Office is located in Suite S300 in Carver-Hawkeye Arena. The office phone number is 319/335-9411 and the FAX number is 319/335-9417.**



**Steve  
Roe**



**Darren  
Miller**



**Matthew  
Weitzel**



**Chris  
Brewer**



**Traci  
Wagner**

Your hosts in Carver-Hawkeye Arena include UI Athletic Communications staff members Steve Roe, James Allan, Chris Brewer, Brandee Britt, Cari Gold, Traci Wagner, and Matthew Weitzel, along with Darren Miller, Director of Content, and Brian Ray, UI athletics photographer. The Athletic Communications staff also includes interns Kevin Quinn, Jack Rossi, and Alex Snyder, and student staff members Seth Goodman, Breanna Kellogg, Sydney Ocker, Madison Petersen, Anne Riley, Shane Sturtz, and Bailey Turner.

Roe was named director of athletic communications in July, 2011, after serving as interim director for one year. He was named assistant athletics director in 2016. He joined the Hawkeye staff in 1990 and was named associate director in 1997. The Iowa City native earned his bachelor's degree from Buena Vista University and his master's degree from Northeast Louisiana University. He is the author of "HAWKEYES FOR LIFE", published in 2007. Steve and his wife, Janet, have a daughter, Nike, and a son, James, two granddaughters, Teagan (12) and Lydia (4), and a grandson, Jack (7). Both Nike (law degree) and James (bachelor's degree) earned degrees from the University of Iowa.

Wagner is in her 19th year as an assistant after previously serving as a student assistant for four years and as an intern for two years. A native of Iowa Falls, Wagner earned her bachelor's degree in 1997 with a double major in journalism and communication studies. Traci and her husband, Jason, have a son, Nick, and a daughter, Sydney.

Weitzel was named associate director in July, 2012, after serving as assistant director since 1998. Weitzel graduated from the University of Iowa in 1997 with a bachelor's degree in journalism and mass communication, with an emphasis in business. The native of Mundelein, Illinois, was a student in the sports information office for three years.

Brewer was named associate director in 2016 after serving as an assistant director since 2009. He was named Division I Wrestling Sports Information Director of the Year by the National Wrestling Media Association (NWMA) in 2016. In 2004, the Iowa City native earned his English degree from the University of Iowa and served as a graduate assistant with the Detroit Lions media relations department. He and his wife, Brooke, have a daughter, Elyse, and a son, Del.



**Cari  
Gold**



**Brandee  
Britt**



**James  
Allan**



**Brian  
Ray**

Miller was named director of athletic content in 2016 after serving as director of new media in the University of Iowa athletics department for 10 years. Prior to that, Miller spent nearly 20 years working in the newspaper and sports information professions. He is a 1984 graduate of Tipton (Iowa) High School and a 1988 graduate of Wartburg College, majoring in communication arts (journalism/public relations). Miller and his wife, Ann, have four children: Ashley, Melissa, Brittney and Kyle, and one grandson, Ryker.

Allan was named associate director of content in 2016 following seven years as a full-time assistant. It is Allan's second stint in the office, as he served as a student assistant from 2000-04. Allan returned to Iowa City after serving as the sports information director at the University of Missouri-Kansas City from 2005-10, and as the athletics media relations intern at Texas Christian University in 2004-05. The Hampton, Iowa, native earned his bachelor's degree in journalism from the University of Iowa in May, 2004. He and his wife, Mary Ann, have four children, Jonathan, Will, Eleanor, and Olivia.

Britt became a fulltime member of the Iowa staff in July, 2015. She served as a student assistant in the Athletic Communications office during her four years as an undergraduate. Britt, a native of Plano, Illinois, earned her bachelor's degree from Iowa in journalism and sports studies in 2015.

Gold is in her second year as assistant director, joining the Iowa program after serving as assistant director of media relations at New Mexico State University. She also served as a media relations assistant at the University of Louisiana Monroe (2014-15) and as a student worker at LSU (2013-14). Gold earned her master's degree from LSU in 2014 and her bachelor's degree from Christian Brothers University in 2012.

Ray joined the UI athletics department in December, 2013, as the athletics department photographer. Ray previously was the Iowa City chief photographer and senior visual journalist for the Cedar Rapids Gazette and is a Davenport, Iowa native. Ray earned a bachelor's degree from Iowa in journalism and psychology in 2002. Brian and his wife, Joanna, have a son, Boston, and a daughter, Joslynn.



KOBE A.D.

**MAMBA MENTALITY**

[NIKE.COM/BASKETBALL](http://NIKE.COM/BASKETBALL)



# **Mediacom**<sup>®</sup> **COURT**

Mediacom is proud to play an active role in support of the academic and intercollegiate athletics missions at the University of Iowa.

Every Mediacom employee is dedicated to delivering the most advanced communication technologies and services available. They are equally devoted to the communities in which they live and work. As such, Mediacom takes great pride in offering free telecommunication services to schools and libraries, creating local employment opportunities, and expanding participation and awareness of high school and intercollegiate athletics from river to river, border to border.

Mediacom wholeheartedly embraces the unique talents and spirit that flourish in the Heartland and are in such tremendous abundance on the campus of the University of Iowa. We join thousands of fellow Iowans when we cheer, with fists held high, "Go Hawks!"





**#0**  
**AHMAD WAGNER**  
F, 6-7, 235, Jr.



**#1**  
**MAISHE DAILEY**  
G, 6-7, 195, So.



**#2**  
**JACK NUNGE**  
F, 6-11, 225, Fr.



**#3**  
**JORDAN BOHANNON**  
G, 6-0, 180, So.



**#4**  
**ISAIAH MOSS**  
G, 6-5, 205, RS-So.



**#5**  
**TYLER COOK**  
F, 6-9, 255, So.



**#11**  
**CHARLIE ROSE**  
G, 6-4, 190, Sr.



**#13**  
**AUSTIN ASH**  
G, 6-2, 160, Fr.



**#15**  
**RYAN KRIENER**  
F, 6-9, 250, So.



**#20**  
**RILEY TILL**  
F, 6-7, 200, RS-Fr.



**#24**  
**BRADY ELLINGSON**  
G, 6-4, 196, RS-Jr.



**#25**  
**DOM UHL**  
F, 6-9, 220, Sr.



**#30**  
**CONNOR MCCAFFERY**  
G, 6-5, 200, Fr.



**#35**  
**CORDELL PEMSL**  
F, 6-8, 240, So.



**#51**  
**NICHOLAS BAER**  
F, 6-7, 210, RS-Jr.



**#55**  
**LUKA GARZA**  
F, 6-11, 235, Fr.



**FRAN MCCAFFERY**  
Head Coach



**KIRK SPERAW**  
Assistant Coach



**SHERMAN DILLARD**  
Assistant Coach



**ANDREW FRANCIS**  
Assistant Coach