

IOWATM

2019-20 IOWA MEN'S BASKETBALL MEDIA GUIDE



2019-20 IOWA MEN'S BASKETBALL MEDIA GUIDE



Iowa Hawkeyes Basketball Schedule -- 2019-20

<u>Date</u>	<u>Opponent</u>	<u>Time (TV)</u>
Mon., Nov. 4	Lindsey Wilson College (Exb.)	7 p.m. (BTN+)
Fri., Nov. 8	SIUE	8 p.m. (BTN)
Mon., Nov. 11	DePaul +	7 p.m. (FS1)
Fri., Nov. 15	Oral Roberts	7 p.m. (BTN+)
Thurs., Nov. 21	North Florida #	6 p.m. (BTN)
Sun., Nov. 24	Cal Poly #	4 p.m. (BTN)
Thurs., Nov. 28	vs. Texas Tech ^	7 p.m. (FS1)
Fri., Nov. 29	vs. Creighton/San Diego State ^	7/9:30 p.m. (FS1)
Tues., Dec. 3	Syracuse %	6/6:30 p.m. (ESPN/ESPN2)
Fri., Dec. 6	at Michigan	5:30 p.m. (FS1)
Mon., Dec. 9	Minnesota	7 p.m. (BTN)
Thurs., Dec. 12	at Iowa State *	7 p.m. (ESPN2)
Sat., Dec. 21	vs. Cincinnati ~	8 p.m. (BTN)
Sun., Dec. 29	Kennesaw State	3 p.m. (ESPNU)
Sat., Jan. 4	vs. Penn State \$	1 p.m. (BTN)
Tues., Jan. 7	at Nebraska	8 p.m. (BTN)
Fri., Jan. 10	Maryland	6 p.m. (FS1)
Tues., Jan. 14	at Northwestern	7 p.m. (BTN)
Fri., Jan. 17	Michigan	8 p.m. (FS1)
Wed., Jan. 22	Rutgers	8 p.m. (BTN)
Mon., Jan. 27	Wisconsin	7:30 p.m. (BTN)
Thurs., Jan. 30	at Maryland	7:30 p.m. (BTN)
Sun., Feb. 2	Illinois	Noon (FS1)
Wed., Feb. 5	at Purdue	6 p.m. (BTN)
Sat., Feb. 8	Nebraska	5 p.m. (BTN)
Thurs., Feb. 13	at Indiana	7 p.m. (BTN)
Sun., Feb. 16	at Minnesota	Noon (FS1)
Thurs., Feb. 20	Ohio State	6 p.m. (ESPN/ESPN2)
Tues., Feb. 25	at Michigan State	6 p.m. (ESPN/ESPN2)
Sat., Feb. 29	Penn State	11 a.m. (BTN)
Tues., March 3	Purdue	8 p.m. (BTN)
Sun., March 8	at Illinois	6 p.m. (BTN)
Wed.-Sun.,		
March 11-15	at Big Ten Tournament	TBD (TBD)
	Indianapolis	
March 17-18	at First Four	Dayton, Ohio
March 19-22	NCAA Tournament, First/Second Rounds	
March 26-29	NCAA Tournament, Regional Finals	
April 4-6	NCAA Final Four	Atlanta

All times are central standard time.

+ -- Gavitt Games # -- Las Vegas Invitational Preliminary Game
 ^ -- Las Vegas Invitational, Las Vegas, Nevada
 % -- Big Ten/ACC Challenge * -- Iowa Corn Cy-Hawk Series
 ~ -- United Center, Chicago \$ -- The Palestra, Philadelphia

University of Iowa Nondiscrimination Statement

The University of Iowa prohibits discrimination in employment, educational programs, and activities on the basis of race, creed, color, religion, national origin, age, sex, pregnancy, disability, genetic information, status as a U.S. veteran, service in the U.S. military, sexual orientation, gender identity, associational preferences, or any other classification that deprives the person of consideration as an individual. The university also affirms its commitment to providing equal opportunities and equal access to university facilities. For additional information on nondiscrimination policies, contact Jennifer Modestou, Director, Office of Equal Opportunity and Diversity, the University of Iowa, 202 Jessup Hall, Iowa City, IA 52242-1316, 319-335-0705 (voice), 319-335-0697 (TDD), diversity@uiowa.edu.

Contents

Hawkeye Basketball Style	2
Iowa Basketball Tradition	3
2019-20 Roster and Quick Facts	4-5
2019-20 Season Preview	6-7
President Bruce Harrelld	8
Director of Athletics Gary Barta	9-11
Head Coach Fran McCaffery	12-25
Assistant Coaches/Support Staff	26-33
2019-20 Iowa Hawkeye Bio Information	34-55
2018-19 Stats and Review Information	56-63
All-Time Series Results	64-65
Record vs. All Conferences	66-67
All-Time Series Results	68-81
SID Directory	81
Day-by-Day Results	82-83
Individual Records	84
Team Records/Largest Comeback Wins	85
Single Game -- Individual Leaders	86
Season -- Individual Leaders	87
Career -- Individual Leaders	88
Team Leaders -- Single Game & Season	89
Individual Game Scoring Leaders	90-91
30/40 Point Club	92
Individual Game Rebounding and Assists Leaders	93-94
Career Double-Doubles	95-101
Miscellaneous Clubs	102-103
Season-by-Season Leaders	104-105
Basketball Attendance/Largest Crowds	106
Miscellaneous Records	107-114
Iowa's Tournament Records	115
Carver-Hawkeye Arena Records	116
1,000-Point Club	117-122
NCAA/NIT Box Scores	123-142
All-Time Coaching Numbers	143
Iowa Basketball Yearly Record	144-145
Year-By-Year Scores	146-164
Iowa Record Versus AP Top 25 Teams	165-168
Tournament History	169-173
Year-By-Year Statistics	174-176
Iowa's Basketball History Information	177-185
Hawkeyes in the NBA Draft	186
All-Time Lettermen/Jerseys	187-191
Composite Big Ten Schedule	192-194
Hawkeye Visions	195
Media Information	196-197
2019-20 Iowa Basketball Headshots	200

Iowa Athletic Communications

S300 Carver-Hawkeye Arena
 One Elliott Drive
 Iowa City, IA 52242
 Office Telephone: 319-335-9411

Matthew Weitzel, Associate Director, Basketball Contact
 Steve Roe, Director
matthew-weitzel@uiowa.edu
steven-roe@uiowa.edu

CREDITS

Publisher: The University of Iowa Athletic Department
Editors: Matt Weitzel, Steve Roe, and Traci Wagner
Design: Matt Ellison, Art Director
Photographers: Brian Ray, Darren Miller, Jeff Becker, Justin Torner
Printer: Cedar Graphics; Cedar Rapids, Iowa
To Order: Iowa Basketball Media Guides are available at the Iowa Hawk Shop. For more information call the Iowa Hawk Shop/University Bookstore (319) 335-3179.



PLAYING WITH PASSION AND A LOVE OF THE GAME: PUSHING THE BALL AND AGGRESSIVELY ATTACKING THE BASKET; FINDING THE OPEN TEAMMATE; CHANGING DEFENSE AND DISRUPTING THE RHYTHM OF THE OPPONENTS; SINKING THE OPEN 3-POINTER; AND HELPING OUT TEAMMATES

When you add those components together, they add up to Iowa basketball, a style of basketball that is all-out fun for 40 minutes, a style of play that is exciting to watch, but more importantly, a style of basketball that players love to play.

As the Iowa Hawkeyes head into the 2019-20 season, the 10th year under coach Fran McCaffery and his coaching staff, Iowa basketball is in the midst of a new era that features exciting and fun basketball that players enjoy playing and fans enjoying watching.

"Hawkeye fans and our players will enjoy our style of basketball. We are going to compete and play the game the right way. We want to play an up-tempo style, push the ball, attack the basket and catch the defense off balance. We want to score in the 80s and 90s. Defensively, we want to change defenses and disrupt rhythm. We want to give Hawkeye fans an exciting style of basketball to watch. Our players are going to have fun and enjoy what they do on the floor."

"We have a solid foundation and a tremendous environment to work with as we look to build on our 26 NCAA Tournament appearances and two Big Ten Tournament championships. We embrace the Hawkeye tradition and look forward to the challenges ahead."

FRAN MCCAFFERY
Head Coach
University of Iowa

McCaffery took over the Iowa basketball program in 2010 after rebuilding three basketball programs (Lehigh, UNC-Greensboro and Siena) as a head coach. McCaffery became just the 12th Division I coach to take four different programs (Iowa, Siena, UNC Greensboro and Lehigh) to the NCAA Tournament. He is the first to do so with three programs from one-bid leagues.

McCaffery has one of the most experienced coaching staffs in the nation at the University of Iowa. Kirk Speraw, Sherman Dillard, Billy Taylor, and Al Seibert have over 100 years of combined coaching experience.

In five seasons as the head coach at Siena, McCaffery led his team to an average of better than 22 victories per year, including back-to-back 27-win campaigns in 2009 and 2010. He led the Saints to three straight regular season championships and NCAA Tournament appearances (2008-10).

Twelve of McCaffery's 23 teams boasted third place or better finishes in their respective conference, including capturing league tournament titles five times. McCaffery coached teams have competed in nine NCAA Tournaments and four NIT's.

Consider these facts about Fran McCaffery and his coaching career:

He was named MAAC Coach of the Year in 2009 and District I Coach of the Year in 2010 by the National Association of Basketball Coaches

McCaffery has posted 11 20-win seasons as a head coach, including nine of the last 13 years and five of the last seven seasons.

Iowa tied for third place in the challenging Big Ten in 2015 and 2016. McCaffery boasts 18 upper division finishes, including six of the last seven seasons, in 23 years as a head coach.

The Hawkeyes have earned national rankings four of the past six seasons. Iowa was ranked in the Associated Press poll the final 11 weeks of the 2016 season, climbing as high as No. 3 on Jan. 25.

Led Iowa to 25 victories in 2013, equaling its second-highest total in school history, while also winning a school-record 18 home games. The Hawkeyes won 22 or more games and won an NCAA Tournament game three of the past five years.

In 23 years as a head coach, has led his teams to five conference tournament championships and 13 postseason appearances.



Luka Garza is Iowa's top returning scorer from last season's NCAA Tournament team, averaging 13.1 points per game as a sophomore.



2019-20

THE UNIVERSITY OF IOWA

ONE OF THE NATION'S VERY BEST

Iowa City, Iowa. It is the home for one of the nation's leading public universities, the University of Iowa.

It's also the home of one of the nation's most successful college basketball programs, the Iowa Hawkeyes.

26 NCAA Tournament appearances • 3 Final Fours • 8 Sweet Sixteens • 4 Elite Eights • 8 Big Ten Championships

HERE IS A SAMPLING OF IOWA'S MOST RECENT SUCCESS:

Iowa basketball has posted winning seasons seven of the last eight years under head coach Fran McCaffery, including 25 victories in 2013, second most in school history. The Hawkeyes have finished in the Big Ten first division and advanced to the NCAA Second Round three of the past five seasons.

The Hawkeyes won all 17 home games in 2006, posting the first-ever perfect record in Carver-Hawkeye Arena. Iowa has posted a 168-60 record in Carver-Hawkeye Arena over the past 13 seasons, including a 96-27 mark the last seven years. Iowa won a school-record 18 home games in 2013.

Iowa earned berths in the NCAA Tournament three of the past five seasons (winning games in 2015, 2016, and 2019), and reached the NIT in 2012 (Round of 16), 2013 (runner-up), and 2017 (second round).

Iowa has appeared in the NCAA Tournament 23 times over the past 41 years. The Hawkeyes have made three appearances in the NCAA Final Four and have advanced to the Sweet 16 three times since 1987.

The seven winningest seasons in Iowa basketball history, 30 wins in 1987, 25 wins in 2013 and 2006, 24 wins in 1988 and 23 wins in 1989, 1993, 1996, 2001, and 2019, are an indication of the past successes of Iowa basketball. Iowa has posted 20 or more wins in 13 of the past 24 seasons, including five of the last seven.

Leading the Hawkeye program is head coach Fran McCaffery, who guided Iowa to four NCAA Tournament berths and three trips to the NIT over the last eight years. McCaffery has coached four first team All-Big Ten honorees, including two All-Americans, over the last five seasons (2014-19). McCaffery led three former teams to conference championships and five NCAA Tournaments. In 23 years as a college head coach, McCaffery's teams have averaged 18 wins per year.

IOWA BASKETBALL: GREAT SUCCESS AND GREAT TRADITION

During the 2001-02 season, the University of Iowa celebrated 100 Years of Basketball. Iowa's basketball history includes 80 winning seasons, including 28 years in which the Hawkeyes have won 20 or more games.

ESPN released its 2009 college basketball encyclopedia and inside it included its ESPN/Sagarin all-time rankings. The University of Iowa's success on the court garnered the program a ranking of No. 10 in the country!

Iowa basketball teams have advanced to the NCAA Tournament 26 times, advancing to the NCAA Final Four in 1955, 1956 and 1980. In fact, Iowa is one of just 33 Division I programs to advance to the NCAA Tournament on 26 or more occasions. In addition, Iowa has made eight appearances in the NIT postseason tournament.

The start of the Iowa basketball program can be traced back to Jan. 18, 1896. On that date, Iowa City was the site of the first college basketball game played with five players on a side. The historic event took place in Close Hall on the University of Iowa campus. In that first game, the University of Chicago defeated Iowa, 15-12, with neither team using any substitutes.

From that first game in 1896, the Iowa basketball program has been recognized as one of the best in the nation. *Street & Smith's* magazine recently selected its "100 Greatest College Basketball Programs of All Time". In its special publication, the magazine recognized the Iowa program as No. 40 among over 300 Division I programs.



No.	Name	Pos.	Ht.	Wt.	Yr.	Hometown	High School
0	Michael Baer	F	6-7	205	Jr.	Bettendorf, Iowa	Bettendorf
1	Joe Toussaint	G	6-0	185	Fr.	Bronx, New York	Cardinal Hayes
2	Jack Nunge	F	6-11	245	RS-So.	Newburgh, Ind.	Castle
3	Jordan Bohannon	G	6-1	185	Sr.	Marion, Iowa	Linn-Mar
4	Bakari Evelyn	G	6-2	180	RS-Sr.	Detroit, Mich.	Nebraska/Valparaiso
5	CJ Fredrick	G	6-3	195	RS-Fr.	Cincinnati, Ky.	Covington Catholic
10	Joe Wieskamp	G	6-6	210	So.	Muscatine, Iowa	Muscatine
13	Austin Ash	G	6-3	175	RS-So.	Cedar Rapids, Iowa	Mount Vernon
15	Ryan Kriener	F	6-10	255	Sr.	Spirit Lake, Iowa	Spirit Lake
20	Riley Till	F	6-7	200	RS-Jr.	Dubuque, Iowa	Wahlert
22	Patrick McCaffery	F	6-9	190	Fr.	Iowa City, Iowa	West
24	Nicolas Hobbs	G	6-2	200	Jr.	Chicago, Ill.	Fenwick
30	Connor McCaffery	G	6-5	205	RS-So.	Iowa City, Iowa	West
35	Cordell Pemsli	F	6-9	248	RS-Jr.	Dubuque, Iowa	Wahlert
51	Aidan Vanderloo	G	6-2	190	Fr.	Sioux City, Iowa	Sioux City East
55	Luka Garza	C	6-11	260	Jr.	Washington, D.C.	Maret

Head Coach: Fran McCaffery

Assistant Coaches: Kirk Speraw, Sherman Dillard, Billy Taylor

Director of Operations: Al Seibert

Assistant Director of Operations: Kyle Denning

Director of Recruiting/Player Development: Courtney Eldridge

Video Coordinator: Thomas Deatsch

PRONUNCIATION GUIDE

Michael Baer BEAR
 Bakari Evelyn bah-CAR-ee
 Luka Garza LOU-kah
 Ryan Kriener KREEN-ir

Jack Nunge.....NONE-gee (rhymes with bungee)
 Cordell Pemsli.....PEM-sul
 Joe ToussaintTWO-sahnt
 Joe WieskampWEEZ-camp



2018-19 Record: 23-12

Big Ten Conference Record: 10-10 (6th)

2018-19 Postseason: NCAA Second Round

Starters Returning/Lost: 3/2

Lettermen Returning/Lost: 11/4

Head Coach: Fran McCaffery

Birthdate: 5/23/59

Education: B.S. - - Pennsylvania (The Wharton School), 1982
Master of Education - - Lehigh, 1985

Career Record: 425-309 (.579, 23 years)

McCaffery at Iowa: 174-132 (.569, 9 years)

Big Ten Record: 78-86 (.476, 9 years)

Best Time to Call: Mornings, contact Athletic Communications

Assistant Coaches:

Kirk Speraw, 10th year at Iowa (Iowa, 1980)

Sherman Dillard, 10th year at Iowa (James Madison, 1978)

Billy Taylor, first year at Iowa (Notre Dame, 1995)

Director of Basketball Operations:

Al Seibert (Fredonia State, 1985)

Assistant Director of Basketball Operations:

Kyle Denning (Iowa, 2015)

Director of Recruiting/Player Development:

Courtney Eldridge (UNC-Greensboro, 2015)

Video Coordinator:

Thomas Deatsch (Iowa, 2017)

Basketball Administrative Assistant: Shelly Deutsch

Trainer: Brad Floy

Basketball Office

N215 Carver-Hawkeye Arena, Iowa City, IA 52242

Telephone: 319-335-9444 or 1-800-424-6677

Basketball Office Fax: 319-335-0900

Starters Returning (3):

Luka Garza (C, 6-11, 260, Jr., 13.1 ppg, 4.5 rpg, 0.9 apg)

Jordan Bohannon (G, 6-1, 185, Sr., 11.6 ppg, 2.4 rpg, 3.4 apg)

Joe Wieskamp (F, 6-6, 210, So., 11.1 ppg, 4.9 rpg, 1.1 apg)

Lettermen Returning (8):

Cordell Pemsil (F, 6-9, 248, RS-Jr., 4.0 ppg, 4.0 rpg, 1.0 apg)

Ryan Kriener (F, 6-10, 255, Sr., 5.7 ppg, 3.0 rpg, 0.7 apg)

Connor McCaffery (G, 6-5, 205, RS-So., 4.4 ppg, 1.4 rpg, 3.0 apg)

Riley Till (F, 6-7, 200, RS-Jr., 1.4 ppg, 0.6 rpg, 0.3 spg)

Austin Ash (G, 6-3, 175, RS-So., 1.7 ppg, 0.6 rpg, 0.4 apg) *

Nicolas Hobbs (G, 6-2, 200, Jr., 1.3 ppg, 0.3 rpg, 0.5 apg) *

Michael Baer (F, 6-7, 205, Jr., 0.7 ppg, 0.4 rpg) *

Jack Nunge (F, 6-11, 245, RS-So., 5.7 ppg, 2.8 rpg, 1.0 apg) ^

Newcomers (5):

Bakari Evelyn (G, 6-2, 180, RS-Sr., Detroit, Mich.)

Patrick McCaffery (F, 6-9, 190, Fr., Iowa City, Iowa)

Joe Toussaint (G, 6-0, 185, Fr., Bronx, New York)

CJ Fredrick (G, 6-3, 195, RS-Fr., Cincinnati, Ohio)

Aidan Vanderloo (G, 6-2, 190, Fr., Sioux City, Iowa) *

Lettermen Lost (4):

Tyler Cook (F, 6-9, 250, Jr., 14.5 ppg, 7.6 rpg, 2.4 apg)

Isaiah Moss (G, 6-5, 208, RS-Jr., 9.2 ppg, 2.9 rpg, 1.8 apg)

Nicholas Baer (6-4, 196, RS-Sr., 6.7 ppg, 4.6 rpg, 1.0 bpg)

Maishe Dailey (6-4, 190, Jr., 2.5 ppg, 1.5 rpg, 0.9 apg) *

* - - *non-scholarship athlete*

^ - - *statistics from 2017-18 season*

Lettermen by Experience

3-year Lettermen (2): Jordan Bohannon, Ryan Kriener

2-year Lettermen (3): Luka Garza, Cordell Pemsil, Riley Till

1-year Lettermen (6): Austin Ash, Michael Baer,

Nicolas Hobbs, Connor McCaffery, Jack Nunge,

Joe Wieskamp

Personnel Breakdown

By Class

Seniors (3): Jordan Bohannon, Bakari, Evelyn (RS),

Ryan Kriener

Juniors (5): Michael Baer, Luka Garza, Nicolas Hobbs,

Riley Till (RS), Cordell Pemsil (RS)

Sophomores (4): Austin Ash (RS), Connor McCaffery (RS),

Jack Nunge (RS), Joe Wieskamp

Freshmen (4): CJ Fredrick (RS), Patrick McCaffery,

Joe Toussaint, Aidan Vanderloo

By Height

6-0: Joe Toussaint

6-1: Jordan Bohannon

6-2: Bakari Evelyn, Nicolas Hobbs, Aidan Vanderloo

6-3: Austin, Ash, CJ Fredrick

6-5: Connor McCaffery

6-6: Joe Wieskamp

6-7: Michael Baer, Riley Till

6-9: Patrick McCaffery, Cordell Pemsil

6-10: Ryan Kriener

6-11: Luka Garza, Jack Nunge



When Fran McCaffery was introduced as the University of Iowa head men's basketball coach in 2010, McCaffery brought with him an exciting brand of basketball that has resulted in winning basketball in Iowa City; five 20-win seasons, four NCAA Tournament appearances, three NITs, and Big Ten first-division finishes in five of the last six years.

Now, entering his 10th season with the Hawkeyes, McCaffery believes his 2019-20 team is the most versatile.

"It's an incredibly versatile team," said McCaffery. "That was done by design. Our bigs can play inside and out. The more guys that you have who have dribble, pass, and shoot, the better chance you have to win."

Iowa returns nine lettermen from last year's squad that won 23 games, finished in the upper division of the Big Ten, and advanced to the second round of the NCAA Tournament. Despite losing its leading scorer and rebounder, Tyler Cook (14.5 ppg and 7.6 rpg), Iowa has four experienced players and one freshman 6-foot-9 or bigger: Luka Garza, Ryan Kriener, Jack Nunge, Cordell Pems, and Patrick McCaffery.

"I'm pleased with the experience, size, and versatility we have in the front court," McCaffery said. "Rarely do you have three 6-10 or bigger guys who can make 3's. I believe Luka is going to have a spectacular junior year, Ryan came on last year, and Jack's body

has developed. Then you also factor in a healthy Cordell, who is crafty and plays a different style than the other three big men."

Garza was one of the best centers in the Big Ten in 2019, averaging 13.1 points and 4.5 rebounds as a sophomore. The native of Washington, D.C., is one of only three Hawkeyes to amass more than 800 points and 350 rebounds through their sophomore season (Aaron White, Jess Settles).

"Luka's overall effectiveness is incredibly consistent," said McCaffery. "His athleticism and range has improved, which results in having tremendous confidence. He could average close to a double-double this year and that's important for us."

Kriener enters his final year as a Hawkeye after posting single-season bests in nearly every statistical category as a junior.

"Ryan is a versatile guy who is confident that every time he takes the floor he can be effective in the post and on the perimeter," McCaffery said. "He plays physical and can run the floor, which is critical to our success with the way we play."

Nunge and Pems return after redshirting during the 2018-29 season. Nunge used his sophomore year to build strength and improve his overall game after a rookie season that saw him average 5.7 points and 2.8 rebounds, while also collecting 25 blocks, 34 assists, and 21 steals. Pems is back after a season recovering from leg surgery. The native of Dubuque, Iowa, averaged 8.9 points as a freshman and 5.7 points as a sophomore.

"Jack is a big, strong, versatile player in his third year," said McCaffery. "When you see his ability to score inside and get rebounds with his length, but be able to also step out and shoot the 3's as effectively as he does, he is going to be an integral part of our team. Cordell had a good summer. He has the experience and knowledge to be an effective player in our league."

Patrick McCaffery joins his brother, Connor, on the Hawkeye roster after finishing his prep career as Iowa City West's all-time leading scorer.

"Patrick had a good summer playing with a great deal of confidence," McCaffery said. "He is shooting the ball well and has improved his strength."

Redshirt junior Riley Till, who stands 6-foot-7, is also in the mix in the front court. Till earned a scholarship after last season and is someone McCaffery can count on when his name is called.

"Riley is a good player," McCaffery said. "He's well-liked and thought of by the coaches and his teammates. Riley gives us incredible depth and versatility because he can play a number of positions."





One major question mark entering the season will be the status of senior point guard Jordan Bohannon. The native of Marion, Iowa, underwent hip surgery in May and his status for 2019-20 is uncertain due to a 5-to-9 month recovery period. Last year, Bohannon averaged 11.6 points, 3.4 assists, 2.4 rebounds, and made a team-best 79 3-pointers.

With Bohannon's status uncertain, McCaffery signed his first graduate transfer at Iowa, inking Valparaiso transfer Bakari Evelyn. If Bohannon is unable to go, McCaffery can turn to Evelyn, Connor McCaffery, and freshman Joe Toussaint to run the offense.

McCaffery enters his second full season after ranking second on the team in assists (102), while also averaging 4.4 points. Evelyn tied for first on the Crusaders in 3-pointers made (48), ranked second in assists (68), and was fifth in scoring (8.4) last year. Toussaint, a native of Bronx, New York, is the all-time leading scorer at Cardinal Hayes High School.

"Connor was critical to our success last year, particularly at the end of games in knowing what we need," said McCaffery. "He does an excellent job communicating consistently with the players who are on the floor and recognizing situations that need to be exploited. Bakari can play the 1 or 2. He's good on the break,

he sees the floor, has good vision, can rebound, and can score. Joe is talented at pushing the ball, getting in the lane, finding people, seeing who's open, is a good defender, and can also score."

On the wing, Iowa returns sophomore Joe Wieskamp and red-shirt freshman CJ Fredrick. Wieskamp was one of the Big Ten's top freshmen, averaging 11.1 points, making 59 3-pointers, and ranking second on the team in rebounding (4.9).

"Joe (Wieskamp) is a tremendous player in every aspect of the game," McCaffery said. "He's a hard worker and character guy all the way. CJ put the time in the weight room last year and is stronger. He has the ability to stretch the floor with his jumper, but he also has the ability to put in on the deck, make plays for others, and get to rim."

The Hawkeyes will have one of their most demanding schedules ever assembled under McCaffery in 2019-20. Iowa will face 14 teams that finished in the top 50 of the NCAA's NET Ranking a year ago.

"The harder your nonconference schedule is, the better prepared you are to play 20 brutal Big Ten games," said McCaffery. "We have depth for a reason and we're going to need it. There is no breathing room up and down the schedule. I believe we have the veterans who can handle it."



Bruce Harreld became the 21st president of the University of Iowa on November 2, 2015. He received a Bachelor of Engineering degree from Purdue University and a Master of Business Administration degree from Harvard University.



President Harreld served on the faculty of Harvard Business School from 2008–2014, with dual appointments to the entrepreneurial and strategy units. He was faculty chair of the Building New Businesses in Established Organizations program. As a faculty member, he taught in numerous executive programs in Cambridge, Qatar, Mumbai, and Shanghai. He also has been an adjunct professor at Northwestern University in the Kellogg School of Management, developing the first-ever MBA course on Strategic Use of Information Technology.

President Harreld has served in several corporate leadership positions. As senior vice president and division president of Kraft General Foods, he led the strategic unit that formulated strategy and executed acquisitions for this multibillion-dollar company. As president and board member of Boston Market Company, he, along with five other partners, led the organization from 20 stores in the Boston area to over 1,100 stores nationally. As senior vice president of IBM, President Harreld

worked with the CEO and senior management team to chart the organization's transformation from near bankruptcy, led the business transformation team that streamlined operations and reintegrated the global organization, and led the strategy unit that was responsible for the formulation and execution of the company's overall strategy. President Harreld has also served as a consultant, advising public, private, and military organizations on leadership, organic growth, and strategic renewal, including serving as manager, vice president, and member of the board of the Boston Consulting Group.

President Harreld is the author or coauthor of numerous articles and book chapters in such journals and magazines as the Harvard Business Review, California Management Review, and Financial Executive, and books and monographs such as Leading Sustainable Change: An Organizational Perspective (Oxford University Press, 2015) and Core Curriculum Strategy Reading: Executive Strategy (Harvard Business Publishing, 2014). He has also authored or coauthored several case studies for Harvard Business Publishing.

President Harreld has received several awards, including the Accenture Award for best business article of the year and the Distinguished Industrial Engineer and Distinguished Engineering Awards from Purdue University.

President Harreld is married to Mary Gillilan Harreld, an attorney. They have four children and six grandchildren.





Gary A. Barta

Henry B. and Patricia B. Tippie

Director of Athletics Chair

Gary Barta is in his 14th year as the director of athletics at the University of Iowa, where he occupies the Henry B. and Patricia B. Tippie Director of Athletics Chair. The position was recently endowed by the Tippiess, longtime supporters of the University of Iowa and Hawkeye Athletics. Henry B. Tippie earned his UI degree in 1949 and was presented an honorary degree in 2009.

Barta is in his first year as a member of the College Football Playoff (CFP) Selection Committee. He was appointed to the selection committee by the CFP Management Committee in February, 2019 and is serving a three-year term.

In 2018-19 Iowa Athletics earned four Big Ten championships: men's outdoor track and field, men's gymnastics regular season (tie), wrestling regular season (tie), and women's basketball tournament. Iowa placed 38th in the Learfield IMG College Directors' Cup standings, its highest ranking since 2000 (29th).



2018-19 Hawkeye Athletics Highlights

• Win •

Football: Iowa football closed the season with a win over #18 Mississippi State in the 2019 Outback Bowl, posting its ninth win of the season. Iowa football has earned eight or more wins in each of the last four seasons. The Hawkeyes have won 37 games over the past four seasons, matching the third-best three-year win total in school history. Head coach Kirk Ferentz has earned 152 career victories at Iowa, becoming the winningest football coach in school history. Along with the Outback Bowl victory, Iowa also won three of four rivalry trophy games. Three Hawkeye players were named Player of the Year at their position in the Big Ten Conference, while tight end T.J. Hockenson earned the John Mackey Award as the top tight end in the nation.

Women's Basketball: Iowa made history in 2018-19, earning the program's first Elite Eight appearance since 1993. Head coach Lisa Bluder led the Hawkeyes to a 29-7 overall record, matching a program-record for most wins in a single season. Iowa also won its first Big Ten Tournament title since 2001, defeating Indiana, Rutgers, and No. 8 Maryland on consecutive days in Indianapolis. The Hawkeyes ended the year ranked in the top-15 nationally in seven categories: field goal percentage (1st; 51.5), assists per game (2nd; 21.5), total assists (3rd; 775), and assist/turnover ratio (4th; 1.55). Following the season, Bluder was named the Naismith College Coach of the Year, and senior Megan Gustafson earned Consensus National Player of the Year (Naismith, USBWA, AP, ESPNW) recognition.

Men's Basketball: Head coach Fran McCaffery has led Iowa to postseason tournaments seven of the last eight seasons (4 NCAA, 3 NIT). This past season the Hawkeyes amassed 23 victories, the program's second-highest total in 13 seasons, and won an NCAA Tournament game for the third time in five years. Iowa recorded five wins over ranked opponents with only one senior on its squad, a total that matched the most by an Iowa team in 13 seasons. McCaffery coached four Hawkeyes to postseason recognition in 2018-19: Tyler Cook earned second-team All-Big Ten laurels, Jordan Bohannon was named to third-team all-conference, Luka Garza was an honorable mention selection, while Joe Wieskamp became the sixth Hawkeye since 2010 to be voted to the All-Big Ten Freshman Team. McCaffery and the Hawkeyes have registered first-division finishes in the Big Ten six of the last seven seasons; only Michigan State (7) has more upper division finishes than Iowa (6) and Wisconsin (6) during that span.

Wrestling: The Hawkeyes placed fourth at the NCAA Championships, earning one individual national title and crowing six All-Americans. It marked the 11th time in the last 12 years the Hawkeyes won a team trophy at the national tournament. Sophomore Spencer Lee won the 125-pound NCAA title. Sophomore Alex Marinelli won the 165-pound Big Ten championship. Marinelli, redshirt freshman Jacob Warner, sophomores Austin DeSanto and Kaleb Young, and junior Pat Lugo also earned All-America honors. The Hawkeyes won the Dan Gable Traveling Trophy for the ninth consecutive year by running their win streak against Iowa State to 15 duals. Iowa shared the Big Ten regular season championship, and led the nation in attendance for the 13th straight year.

Rowing: Sixth-year head coach Andrew Carter led Iowa to its third consecutive NCAA Championships appearance in 2019, placing 13th overall with 63 points. Carter guided Iowa's I Varsity Eight to its highest national finish in program history with a 9th place finish in the country. At the Big Ten Championships, the Hawkeyes named three All-Big Ten honorees in Contessa Harold (first-team), Hunter Koenigsfeld (second-team), and Hannah Greenlee (second-team). The Hawkeyes have been nationally ranked a program-best 29 straight weeks, peaking at No. 8.

Field Hockey: Iowa reached the NCAA Tournament for the first time since 2012. Fifth-year head coach Lisa Cellucci guided Iowa to a 14-7 overall record, marking the most wins for the program since 2011. Five Hawkeyes earned postseason awards, including two All-America honorees in sophomore Maddy Murphy (third-team) and junior Katie Birch (second-team). Following the season, Iowa's coaching staff was named the West Region Coaching Staff of the Year.

Track & Field: The University of Iowa track and field team closed the 2019 outdoor season with the men's Big Ten title, three individual titles, and one relay title. The Hawkeyes had seven first-team All-Big Ten honorees and added six second-team All-Big Ten selections. Junior Laulauga Tausaga won Iowa's first individual NCAA Outdoor Championship title in 34 years when she threw a school record discus mark, leading the Hawkeyes to their second consecutive top-25 finish. Tausaga recorded three of the Hawkeyes seven school records, including discus, shot put, and hammer. Tausaga was named USTFCCA Midwest Region Female Field Athlete of the Year, Big Ten Female Field Athlete of the Year, and Big Ten Female Field Athlete of the Championships, and director of track and field Joey Woody was named USTFCCA Midwest Region Men's Head Coach of the Year and Big Ten Men's Coach of the Year. Individual Hawkeyes made movement on the all-time record list 49 times (25 women and 24 men). The women won their first Hy-Vee Cup at the Drake Relays, bringing home the Hawkeyes' third trophy in as many years (men 2017, 2018).

Men's Gymnastics: The Hawkeyes garnered three upset wins during the Big Ten regular season (No. 3 Michigan, No. 7 Nebraska, No. 5 Penn State) to clinch a share of the first-ever Big Ten regular season title. Three Hawkeyes earned All-America honors in 2019, including senior Jake Brodarzon, freshman Stewart Brown, and junior Andrew Herrador. Head coach JD Reive earned Central Region Head Coach of the Year, while assistant coaches Tom Buese and Ben Ketelsen captured Central Region Assistant Coaches of the Year honors.

Baseball: Rick Heller and the Iowa baseball team posted its sixth straight 30-win season, finishing 31-24 in 2019. The Hawkeyes qualified for the Big Ten Tournament for a record sixth straight season. Junior Grant Leonard broke the single-season saves record with 14, and senior Cole McDonald became the third straight Iowa Friday night starter to be taken in the top-16 rounds of the MLB First-Year Player Draft.



Swimming & Diving: The Iowa men's swimming and diving team had five NCAA Championships qualifiers.

Men's Golf: The men's golf team, under fifth-year head coach Tyler Stith, advanced to NCAA postseason play for the 10th time in 11 seasons. Junior Alex Schaake became the third Hawkeye to be named men's golf Big Ten Player of the Year. Schaake and junior Benton Weinberg were All-Big Ten and Ping All-Midwest Region honorees.

• Graduate •

- Hawkeye student-athletes set all-time highs with a 90 percent Graduation Success Rate (GSR) and 76 percent Federal Graduation Rate (FGR) for a four-class average. UI student-athletes rank higher than the national average in GSR and FGR.
- Seven UI programs posted a perfect GSR score: soccer, women's swimming, field hockey, men's golf, volleyball, women's golf, and women's gymnastics.
- Hawkeye student-athletes have an average GPA of 3.0 in each of the last four academic years.
- Iowa has the fourth-highest GSR in the Big Ten Conference. Iowa's GSR was among the top five scores within the Big Ten Conference the past two years.
- Over 200 Iowa student-athletes earned Academic All-Big Ten recognition for the 2018-19 school year.
- Fifty-eight Big Ten Conference Distinguished Scholars
- Over 300 student-athletes earned Dean's List and President's List honors.
- Football: Junior Anthony Nelson earned second-team Academic All-America honors.
- Field Hockey: Earned the 2018 Zag Field Hockey/NFHCA Division I National Academic Team Award. A program-record 11 Hawkeyes were named to the 2018 Zag Field Hockey/NFHCA Division I National Academic Squad. Junior Isabella Solaroli was named a 2018 Zag Field Hockey/NFHCA Division I Scholar of Distinction.
- Men's & Women's Cross Country: Teams were named 2018 USTFCCA All-Academic Team.
- Rowing: Amassed 18 Dean's List honorees, including four President's List student-athletes for spring 2019. In the fall of 2018, Iowa had 33 student-athletes named to the Dean's List, with three named to the President's List.
- Women's Soccer: Team earned the NSCAA Team Academic Award. Two student-athletes – Kaleigh Haus and Hannah Drkulec – were Google Cloud Academic All-Americans, becoming the first two Academic All-American selections in program history.
- Women's Swimming & Diving: Team named a CSCAA Scholar All-America team and seven student-athletes earned CSCAA honorable mention Scholar All-America honors.
- Wrestling's Spencer Lee, Alex Marinelli, Jacob Warner, and Kaleb Young were named NWCA Academic All-Americans.
- Women's Gymnastics: Eight student-athletes named to the Dean's List in fall 2018, with six additional honorees during the spring semester.

• Do It Right •

- UI Athletics Department: 100 percent self-sustaining financially; no tax dollars or institutional funding



- The University of Iowa Athletics Department and the UI Stead Family Children's Hospital facilitated the "Kinnick Wave" during home football games in 2017, creating national recognition. The "Kinnick Wave" was presented the Disney Spirit Award in 2017.
- Eleventh anniversary: Iowa Football/University of Iowa Children's Hospital "Kid Captain" program
- Student-Athlete Academic Services has sponsored the annual ISAAC Day of Caring for 21 years, with over 250 student-athletes assisting area agencies with spring clean-up, landscaping, sustainability projects, etc. This service opportunity is in collaboration with United Way of Johnson and Washington Counties.
- Student-athletes annually participate in over 4,000 appearances resulting in the accumulation of more than 10,000 hours of community service and programming. Student-athletes participate in several service and educational programming opportunities throughout the year.



The Barta Family (l-r): Gary, Madison, Connie, and Luke.

- Within the Hawkeye Life Program, student-athletes gain experience in six areas which include Leadership, Community Engagement, Academic Success, Career Development, Health & Well-Being, and Diversity & Inclusion. 2018-19 highlights:
 - o Diversity & Inclusion - - Annual Town Hall meeting with all student-athletes on the subject of being champions of respect, inclusion, and equality within athletics.
 - o Leadership - - ISAAC secured a liaison position within UI Student Government (UISG). Student-athletes now have a voice within this group.
 - o Community Engagement - - the Hawkeye 5 program was created to encourage all student-athletes to participate in at least five hours of community service each semester. In 2018-2019, 139 student-athletes achieved Hawkeye 5.
 - o Career Development - - the Hawks to Professionals (H2P) summer job shadowing program continues to offer experiential learning opportunities for student-athletes during an eight-week shadowing experience and lecture series. Over 40 student-athletes from various sports participate each summer.
 - o Health & Well-Being - - the ISAAC Health & Well-Being and Academic Success committees collaborated with Sport Psychology and Sports Nutrition to offer "De-Stress Fest" - stress relief activities such as massages, yoga, and therapy dogs, as well as healthy snacks during finals week in May.
 - o Dance Marathon - - Annual event now includes "athlete hour" where 100 student-athletes visit with children and their families during the Big Event. ISAAC and student-athletes raised over \$2400 for Dance Marathon in 2018-19.

• Fan Support •

- In 2018-19, Iowa ranked in the top-25 in home attendance for football, men's basketball, and women's basketball. Iowa has led the nation in wrestling home attendance for 13 straight seasons.

- Iowa led the nation in wrestling home attendance in 2018-19 (8,526).
- Iowa ranked ninth in the country in women's basketball home attendance in 2018-19 (6,665).
- Iowa ranked 21st nationally in football home attendance in 2018 (68,043).
- Iowa ranked 23rd in the nation in men's basketball home attendance in 2018-19 (12,869).

• Personal •

Barta's involvement in the UI campus and the greater Iowa City community extends beyond his position as director of the UI's Intercollegiate Athletics programs. He is a member of the President's Cabinet, comprised of vice presidents and other campus leaders that provide counsel to the UI's president.

Barta remains active at the conference and national level. He serves on the NCAA DI Council, the NCAA Ad Hoc Committee on Sports Wagering, and the College Football Playoff Selection Committee. He is also regularly involved in NACDA (National Association of Collegiate Directors of Athletics) and LEAD1 (formerly known as the Division 1A Athletic Directors Association).

From a community standpoint, Barta recently served on the United Way of Johnson & Washington Counties Board of Directors. He is a long-standing member of the UI Partnership for Alcohol Safety Committee and has been a regular participant in numerous Chamber and Convention & Visitors Bureau initiatives during his tenure.

Barta earned a bachelor of science degree in mass communication and broadcast journalism from North Dakota State in 1987. He was an option quarterback for Bison football squads that won the Division II NCAA National Championship in 1983, 1985, and 1986.

Barta, and wife, Connie, have a son, Luke (21), and a daughter, Madison (19). He was born September 4, 1963, in Minneapolis.

Barta's Administrative Career

Position	Years
Henry B. and Patricia B. Tippie Director of Athletics Chair, Iowa	Aug. 1, 2006-Present
Athletic Director, Wyoming	2003-2006
Senior Associate A.D., Washington	1996-2003
Director of Athletics Development/External Relations, Northern Iowa	1990-1996
Associate Director of Development, North Dakota State	1988-1990



In his first nine years as the University of Iowa head men's basketball coach, Fran McCaffery has brought enthusiasm and excitement back to the Hawkeye basketball program. After more than two decades as a head coach, he has coached his teams to nine NCAA tournaments and four NITs, with an overall record of 425-309 (.579).

McCaffery, who is the Big Ten's third longest tenured head coach behind Michigan State's Tom Izzo and Matt Painter of Purdue, surpassed Lute Olson for second on Iowa's all-time win chart with its victory at Indiana on Feb. 7, 2019. McCaffery concluded his ninth season as Iowa's head coach with 174 wins.



McCaffery was named the University of Iowa's 22nd head men's basketball coach on March 29, 2010. The Philadelphia native has accumulated 18 upper division conference finishes. McCaffery has posted 11 seasons of 20 wins or more as a head coach, including nine in the last 13 years. McCaffery and the Hawkeyes have registered first division finishes in the Big Ten six of the last seven seasons; only Michigan State (7) has more upper division finishes than Iowa (6) and Wisconsin (6) during that span.

Since taking over the program in 2010, the Hawkeyes have vaulted back to national prominence. Iowa has appeared in a postseason tournament seven of the last eight seasons (4 NCAA, 3 NIT). McCaffery coached the Hawkeyes to four NCAA Tournament appearances in six years (2014, 2015, 2016, 2019) and reached the NIT championship game in 2013 with a team that won 25 games.

This past season the Hawkeyes amassed 23 victories, the program's second highest total in 13 seasons, and won an NCAA Tournament game for the third time in five seasons. The Hawkeyes started 2018-19 strong with McCaffery guiding the team to an undefeated nonconference record, something that had not been accomplished in 32 years. Iowa recorded five wins over ranked opponents with only one senior on its squad, a total that matched the most by an Iowa team in 13 seasons. McCaffery coached four Hawkeyes to postseason recognition in 2018-19: Tyler Cook earned second-team All-Big Ten laurels, Jordan Bohannon was named to third-team all-conference, Luka Garza was an honorable mention selection, while Joe Wieskamp became the sixth Hawkeye since 2010 to be voted to the All-Big Ten Freshman Team.

Iowa achieved its highest national since 1987, when it was ranked as high as No. 3 on Jan. 25, 2016, and was ranked in both major polls the final 11 weeks of the 2016. The Hawkeyes were nationally-ranked for 16 consecutive weeks this past season.

Iowa has averaged 20 wins the last eight seasons, with its 163 victories between 2013-19 being the most over an eight-year span at Iowa since 1987-94. McCaffery is the first head coach to lead Iowa to 18 or more victories in six straight seasons (2012-17), while winning 20 games or more five of the last seven years.

McCaffery continues to get the most of his talent, coaching seven Hawkeyes to All-Big Ten status the past eight seasons. Devyn Marble (2014), Aaron White (2015), Jarrod Uthoff (2016), and Peter Jok (2017) became the first Hawkeyes to garner first-team all-conference laurels in consecutive seasons since 1945-48. McCaffery also developed Gabriel Olaseni and Nicholas Baer into the 2015 and 2017 Big Ten Sixth Man of the Year, respectively.

The past nine years, McCaffery has coached 13 Hawkeyes to professional contracts, including Devyn Marble and Aaron White, who were selected by the Orlando Magic (2014) and Washington Wizards (2015) in the NBA Draft, respectively.

McCaffery recruited and coached White to an illustrious Hawkeye career. White became the first Iowa player to score 1,800 points and collect 900 rebounds, while also leading the team in rebounding all four years. He finished his career ranked second in scoring (1,859) and third in rebounding (901). He made more free throws than any other Big Ten player in 50 years, ranking third all-time in Big Ten annals with 618.

McCaffery may have pulled off his best coaching job at Iowa in 2017, working with one of the youngest teams in the country and nearly receiving a berth in the NCAA Tournament. Iowa tied for fifth in the Big Ten and was one of the last four out of the tournament field. Jok led the team, becoming Iowa's fifth Big Ten scoring champion in school history, averaging 19.9 points per game. For half the season, Jok started alongside four freshmen – Iowa's youngest starting lineup in school history. Undaunted, McCaffery and the Hawkeyes progressed as the season went on ultimately winning four games against nationally ranked teams, including No. 21 Wisconsin and No. 24 Maryland on the road.

In addition to leading the Big Ten in scoring, Jok established new school free throw records in single-game makes (22), career percentage (.864), and single-season accuracy (.911). Freshman Cordell Pems broke the school's single-season field goal percentage mark (.617), while rookie Jordan Bohannon rewrote the Iowa freshman record books in assists (175), 3-pointers (89), and double-doubles in points and assists (3).

In 2018, a trio of underclassmen led the Hawkeyes in sophomores Tyler Cook and Bohannon, and freshman Luka Garza. Cook joined Greg Stokes as the only Hawkeyes to total more than 500 points and 200 rebounds their sophomore season, while newcomer Luka Garza became just the fourth Hawkeye rookie in program history to score 400 points. Bohannon became the sixth Hawkeye in program history to total more than 400 points and 150 assists in a season and is the only Division I player to total more than 150 assists and 80 3-pointers as a freshman and sophomore over the last 25 years.

In 2016, McCaffery coached an Iowa team to heights that had not been seen in Iowa City in decades. The Hawkeyes were ranked nationally the final 12 weeks of the season, including ascending as high as No. 3 – its highest ranking since 1987. Iowa won five games over AP Top-25 teams. The Hawkeyes recorded back-to-back 12-win seasons in Big Ten play for just the third time in school history (1981-82 and 1987-88) and won an NCAA Tournament game in consecutive seasons for the first time since 1996-97. Additionally, Iowa swept Michigan, Purdue, and Michigan State (6-0) for the first time since 1954.

Individually, Uthoff joined a prestigious list of Hawkeye greats. The forward became just the fifth consensus All-American in program history and the first since 1952. He also was named the Men's Basketball Division I Academic All-American of the Year. Uthoff became the first Iowa men's basketball player to ever be named a consensus and Academic All-American of the Year. Jok's game erupted, boasting the best points per game increase in the Big Ten from 2015 to 2016. Jok garnered second team all-conference honors as a junior.

In 2015, Iowa's seven true road victories were the most by a Hawkeye team since 1987. And in the NCAA Tournament, McCaffery and the Hawkeyes posted the largest margin of victory ever in a 7/10 match-up, beating 10th-seeded Davidson, 83-52, in the second round. The 31-point win was the largest by any Hawkeye team in a postseason game.

McCaffery and the Hawkeyes have made Carver-Hawkeye Arena one of the most feared arenas to play in nationally. Fans have embraced McCaffery and his team's style of play, with attendance increasing by more than 50 percent since 2010. Iowa sold out a combined 29 games the last five seasons, including 11 in 2014. The Hawkeyes won a school-record 18 home contests in 2013.

The positive steps McCaffery has taken the Iowa men's basketball program in nine seasons are par-for-the-course for a coach who has demonstrated his ability to rebuild programs. McCaffery is one of just 14 Division I head coaches to take at least four different programs to the NCAA Tournament.

McCaffery continues to create interest with recruits on a national level due to his tireless work ethic. McCaffery's is a proven recruiter, demonstrated by signing the 25th-best recruiting class in the country prior to the 2013 season. His 2017 and 2018 recruiting classes included talented players from across the country, includ-



McCaffery's Coaching Record

Year	School	Overall		Conference		Postseason
		W-L	Pct.	W-L	Pct.	
1985-86	Lehigh	13-15	.464	---	---	---
1986-87	Lehigh	15-14	.517	---	---	---
1987-88	Lehigh	21-10	.677	8-6	.571	NCAA First Round
1999-00	UNCG	15-13	.536	9-7	.563	---
2000-01	UNCG	19-12	.704	10-6	.625	NCAA First Round
2001-02	UNCG	20-11	.645	11-5	.688	NIT (0-1)
2002-03	UNCG	7-22	.241	3-13	.188	---
2003-04	UNCG	11-17	.393	7-9	.438	---
2004-05	UNCG	18-12	.600	9-7	.563	---
2005-06	Siena	15-13	.536	10-8	.556	---
2006-07	Siena	20-12	.625	12-6	.667	---
2007-08	Siena	23-11	.676	13-5	.722	NCAA Second Round
2008-09	Siena	27-8	.771	16-2	.889	NCAA Second Round
2009-10	Siena	27-7	.794	17-1	.944	NCAA First Round
2010-11	Iowa	11-20	.355	4-14	.222	---
2011-12	Iowa	18-17	.514	8-10	.444	NIT (1-1)
2012-13	Iowa	25-13	.658	9-9	.500	NIT runner-up (4-1)
2013-14	Iowa	20-13	.606	9-9	.500	NCAA First Round
2014-15	Iowa	22-12	.647	12-6	.667	NCAA Second Round
2015-16	Iowa	22-11	.667	12-6	.667	NCAA Second Round
2016-17	Iowa	19-15	.559	10-8	.556	NIT (1-1)
2017-18	Iowa	14-19	.424	4-14	.222	---
2018-19	Iowa	23-12	.657	10-10	.500	NCAA Second Round
23-year Total		425-309	.579			

ing Luka Garza (Washington, D.C.), Joe Wieskamp (Iowa), and C.J. Fredrick (Kentucky) -- each earning Player of the Year honors.

Under McCaffery's direction, Iowa won 20 or more games four straight seasons (2013-16), the program's longest streak in 15 years. The Hawkeyes accumulated 25 victories in 2013, which equal the second-most win total in school history, 20 in 2014, 23 in 2019, 22 in 2015, 22 in 2016, and 19 in 2017.

McCaffery's up-tempo style of play is a favorite among his players. In 2014, Iowa averaged 81.5 points per game, a scoring output that was tops in the Big Ten and 10th nationally. The 81.5 average was the highest by an Iowa team since 1995 (83.6 ppg) and the second-highest by a McCaffery-coached team (Lehigh's 1988 squad average 82.0 ppg). In 2016, Uthoff and Jok combined to average 35 points per game, Iowa's third-highest scoring duo the last 40 seasons. In 2017, Iowa led the Big Ten in both scoring (80.5) and steals (7.4), and broke the school single-season records in assists (602) and 3-pointers made (300), and single-game benchmark for triples made (18).

McCaffery has served as head coach at four institutions: Iowa, Siena, UNC-Greensboro and Lehigh. The four teams had a combined record of 35-84 (.204) the season prior to his arrival. By year three, they had a total record of 89-45 (.664).

McCaffery, 59, came to Iowa after five successful seasons at Siena.

McCaffery's five years at Siena were the best in its 70-year history, which earned the head coach entry into the Siena Athletics Hall of Fame in 2018. His efforts earned He led the Saints on an incredible run that ended with three straight conference championships and NCAA Tournament appearances. In so doing, Siena became the only program in the country to win its regular season and postseason title 2008-10.

McCaffery's Saints owned a 112-51 record in his five years with the program. After orchestrating the fifth greatest turnaround in Division I play his first year, McCaffery led Siena to a 20-win season and a MAAC Championship game appearance in his second. In 2007-08, Siena took its biggest step forward under his direction, earning the MAAC regular-season and tournament championship, as well as an NCAA Tournament first-round win over Vanderbilt. In 2008-09, the Siena program enjoyed unprecedented success. Siena won the regular-season title by equaling a program record with 27 wins before capturing the tournament crown. The Saints went on to defeat Ohio State in double overtime in one of the tournament's most exciting games.

In 2010, McCaffery led Siena to its fourth straight 20-win season, something never before achieved in program history. Siena ran away with the league title, clinching the No. 1 seed in the tournament and ultimately knocking off Fairfield in the MAAC title game.

The 2009 MAAC Coach of the Year is the third-winningest coach, by percentage, in league history (68-22, .756). He is the only coach to guide a MAAC program to two NCAA Tournament wins.

The 2008 season will also go down as one of the most memorable in Siena basketball history. McCaffery became just the 31st coach to take three different programs to the "Big Dance", and he was the first to do so with three programs from one-bid leagues (conference's that sent just one team the year his program advanced). Siena pounded Rider in the MAAC title game on its home floor to earn the MAAC's automatic bid. Less than two weeks later, McCaffery put together the perfect game plan and Siena led from start-to-finish in a triumph over Vanderbilt. Many considered the victory the greatest in school history, challenged at the time only by the program's 1989 upset of Stanford in the NCAA first round.

Siena won 20 games in McCaffery's second season (2007) and tied for third place in the MAAC with a 12-6 finish. McCaffery's Saints were the highest scoring team in the league, and they peaked at the right time, winning seven of their last eight regular-season games and advancing to play for the league championship.

McCaffery's first recruit - senior Kenny Hasbrouck - graduated as the most important player in program history. He was named MAAC Rookie of the Year as a freshman, MAAC second team and All-Tournament team as a sophomore, collegeinsider.com Mid Major Player of the Year, MAAC first team and MAAC Tournament MVP as a junior and MAAC Player of the Year, MAAC Tournament MVP, NABC All-District and MAAC first team as a senior.

His second class is widely regarded as the best in program history. Edwin Ubiles, Alex Franklin, and Ronald Moore finished their four-year careers with a 97-38 (.719) overall record, three MAAC Championships in four title game appearances, three-straight NCAA Tournament appearances and two NCAA Tournament first round victories. Ubiles was a two-time MAAC first team, NABC All District first team and MAAC Tournament team selection and the 2007 MAAC co-Rookie of the Year. Franklin, a two-time NABC All District selection, earned 2008 and 2009 MAAC second team and MAAC Tournament team honors. He won the 2010 MAAC Player of the Year award (Siena's second straight) and the 2010 MAAC Tournament MVP. Moore, the pulse of the team, earned 2009 MAAC second team and 2010 MAAC first team honors as well as a spot on the 2010 MAAC Tournament team. He became the MAAC's all-time assists leader in the 2010 MAAC Championship game.

In total, four Saints were named to either the first or second All-MAAC team in 2009, newcomer Kyle Downey was an All-Rookie selection and Clarence Jackson was named MAAC Sixth Man of the Year.

McCaffery was introduced as Siena's 14th head men's basketball coach on April 1, 2005.

McCaffery took over at Siena from UNC-Greensboro, where he posted a 90-87 record in six seasons. In his first year at the helm, Greensboro placed third in the North Division. He guided the Spartans to the 18th-best improved record among NCAA Division I teams.



In McCaffery's second season, he guided the Spartans to unprecedented heights with a 19-12 record and the 2001 SoCon Tournament Championship. The Spartans defeated Chattanooga in the finals and received the SoCon's automatic bid to the NCAA Tournament. The following year (2001-02) McCaffery led the Spartans to their first 20-win season since joining the conference. It marked the first time the program claimed a share of the SoCon North Division title as well. After falling to eventual tournament champion Davidson in the conference tournament semifinals, the Spartans were awarded a berth into the 2002 NIT.

In his final year in Greensboro, McCaffery brought the Spartans to the brink of the NCAA Tournament before a SoCon Championship game loss to Chattanooga. He led UNCG to a victory over Davidson in the semifinals, defeating a team that had been 16-0 in conference play. A big part of that success was SoCon Freshman of the Year Kyle Hines.

McCaffery spent the 11 years prior to his arrival at Greensboro at Notre Dame as an assistant coach and recruiting coordinator, working on the staffs of Richard "Digger" Phelps and John MacLeod.

Among the players he recruited to play for Notre Dame were Pat Garrity, Academic All-American of the Year in 1998, and Troy Murphy, the Big East Player of the Year in 2000 and an eventual first-round NBA draft pick. Garrity was also a first-round NBA

draft pick and the Big East Player of the Year in 1997. In addition to Murphy and Garrity, McCaffery was involved in recruiting NBA First Round picks LaPhonso Ellis (1992 Draft, #5 Denver), Monty Williams (1994 Draft, #24 New York) and Ryan Humphrey (2002 Draft, #19-Utah Jazz).

He helped the Irish to NCAA Tournament appearances in 1989 and 1990. Notre Dame reached the NIT finals in 1992 and advanced to the quarterfinals in 1997.

At 26, McCaffery was the nation's youngest Division I head coach when he was hired on Sept. 11, 1985, at Lehigh. McCaffery capped his three-year tenure with the Engineers with a 21-win season and an NCAA berth in 1988.

In three seasons as head coach at Lehigh, he compiled a 49-39 overall record and guided the team to the NCAA Tournament in 1988. At the time he was the youngest head coach to reach the NCAA Tournament. His Lehigh teams had two winning seasons in three years and the 1987-88 squad's 21-10 record remains the best in program history. Lehigh had just four winning seasons in the 55 years prior to his arrival.

McCaffery was assistant coach and recruiting coordinator at Lehigh from 1983-85 and helped the team to its first NCAA Tournament appearance in 1985. As recruiting coordinator, he helped sign Dar-

ren Queenan, who remains Lehigh's all-time leading scorer. Queenan was second in the nation in scoring in 1988.

McCaffery was assistant varsity coach and head sub-varsity coach at his alma mater, Pennsylvania, during the 1982-83 season. At Penn, he worked for Craig Littlepage, who is now the director of athletics at the University of Virginia.

McCaffery lettered three years as point guard on the men's basketball team at Pennsylvania as one of the first transfers to play for the Quakers. He earned a bachelor's degree from The Wharton School of Finance and Commerce in 1982. In 1985 he received his master's degree in education from Lehigh.

In three seasons as a player he helped lead Penn to a pair of NCAA Tournament appearances and Ivy League titles and one berth in the NIT. As a senior in 1981-82 he led the Ivy League in steals and assists and was voted the team's Most Inspirational Player.

Recruited as the successor at point guard to Skip Brown at Wake Forest, McCaffery played one season at Wake Forest, 1977-78, helping the Demon Deacons to a 19-10 record. Nicknamed "White Magic," he started 11 games as coach Carl Tacy's team finished runner-up in the ACC Tournament to eventual NCAA runner-up Duke. Wake defeated North Carolina twice in three meetings and won five of the eight games it played at the Greensboro Coliseum.



The McCaffery's have been a champion for Coaches vs. Cancer and the American Cancer Society (ACS). The McCaffery's have been actively involved with the Coaches vs. Cancer program and have raised significant funds to support ACS efforts, including more than \$2 million since becoming Iowa's head coach in 2010. His efforts were honored during the 2015 Final Four weekend, as McCaffery was honored with the Coaches vs. Cancer Champion Award. The distinction is awarded annually to a college coach who has been engaged vigorously in the Coaches vs. Cancer program's fundraising, education and promotional initiatives and has demonstrated leadership in the fight to save more lives from cancer. The ACS awarded the McCaffery's with the Fighting Spirit Award in 2015.

In addition to their work with the American Cancer Society and Coaches vs. Cancer, the McCaffery's help spearhead the launch of a new Adolescents and Young Adult Cancer Center in Iowa City.

McCaffery, a Philadelphia native who attended LaSalle High School, and his wife Margaret have four children: sons, Connor, Patrick and Jonathan and a daughter, Marit.

The McCaffery family (left to right): Marit, Connor, Jonathan, Fran, Patrick, and Margaret.

**WHAT OTHERS ARE SAYING ABOUT FRAN MCCAFFERY**

"We are thrilled to have Fran McCaffery lead our men's basketball program. From the first day I met Coach McCaffery he said, 'I want to be the coach at Iowa.' He is a proven winner, a leader, has competed for championships and will continue to do so. Coach McCaffery is committed to student-athletes, their personal lives, and their education. Every one of his student-athletes who has completed their eligibility has graduated."

Gary Barta
Director of Athletics
University of Iowa

"Fran McCaffery adds a different flavor and is good for the Big Ten. This is going to be a very attractive program for highly skilled players. He comes in with a system that advocates putting the biscuit in the basket, putting points on the board. That's going to be fun. There's no doubt in my mind that when Fran gets this thing going, Iowa City is going to be on fire. He's going to get players, not just because of his system but because he can coach. They're going to score in the 90s, or the high 80s."

Gus Johnson, FOX College Basketball Broadcaster

"Coach McCaffery did one of the best coaching jobs in the Big Ten this season (2011)."

Wayne Larrivee, Former BTN Broadcaster

"I'm a big fan of Fran McCaffery. He does things the right way."

Eric Collins, Former BTN Broadcaster

"I love the direction Fran McCaffery is taking this program."

Tim McCormick, ESPN College Basketball Analyst

"Fran McCaffery has done an outstanding job rebuilding this program."

Andy Katz, ESPN.com Senior College Basketball Writer

"If Iowa's rationale was hiring a quality person who recruits quality people, who doesn't cheat, does it the right way and is into developing young men while recognizing that he wants to have a winning team on the floor... then Fran is the perfect guy for the job."

LaPhonso Ellis, ESPN College Basketball Analyst

"When a parent passes their kid over to Fran they can rest assured a few things. One, he's going to make sure, to the best of his ability, that he gets a quality degree. Secondly, he is going to do his very best to develop that individual player within the team context. And finally, because of the vast resources of people that he knows outside of the game that he will do his very best, for those who aren't fortunate to play at the next level, to use his influence to make sure they get jobs and have an opportunity to have upward mobility. That's what makes him special."

LaPhonso Ellis, ESPN College Basketball Analyst

"I think Iowa made an outstanding choice. Fran McCaffery-coached teams are well coached and very well organized."

Ronnie Lester
UI All-American

"Fran McCaffery is a good solid hire for the University of Iowa. Iowa has been hoping for a winner and I believe one has arrived. He's won at Lehigh, UNC-Greensboro and Siena -- if you can win at those places, you can win anywhere. His teams are enjoyable to watch with their style of play; he lets his kids play free."

Doug Gottlieb, CBS Analyst

"Fran McCaffery is a fine basketball coach, and an even finer person. He can teach the game, identify and attract talent, and he is a man of great substance and integrity. Iowa made a great hire in McCaffery."

Jay Bilas, ESPN and CBS Analyst

"Fran McCaffery is a great hire for Iowa. He was a great assistant coach and did a great job in making Siena the Gonzaga of the east. He will bring back the traditions of Iowa basketball."

Digger Phelps
Former ESPN College Basketball Analyst
Former Head Coach, Notre Dame

"Coach McCaffery has quickly rebuilt the Iowa program through tireless recruiting and an unmatched passion for competing. He is a proven winner who instilled an up tempo style of basketball fans love and players embraced! He understands the proud tradition of Hawkeye basketball and operates with the utmost integrity the University of Iowa community appreciates."

Bobby Hansen
UI Final Four Member, 1980
World Champion, Chicago Bulls
Hawkeye Radio Network Analyst

"The number one thing about Fran, is that he has a great feel for the game, and, he understands players. He and I spent a lot of time in traversing the state of Iowa, trying to get Iowa kids to come to Notre Dame. Fran has a great knack for setting an offense and he is a great defensive coach. He has great relationships with his players. This is a great fit for Iowa and a great fit for Fran."

John MacLeod
Former Head Coach, Notre Dame
Former Head Coach, Golden State

"I have been impressed with Coach McCaffery's consistent success, most recently at Siena. His teams are well prepared and his development of players, particularly on the perimeter, should fit in well with the young roster in Iowa City."

Shon Morris, BTN Analyst

"You have to love what coach McCaffery has going at the University of Iowa. He's continues to create interest on a national level. They play a great style of basketball; they press, run and jump, fast break and shoot a lot of three's. High school guys always say that they want to go to a coach who is going to let them play... well, Fran McCaffery is that coach who let's his guys play."

Miles Simon, ESPN Analyst

**NOTABLE PLAYERS RECRUITED AND/OR COACHED AS AN ASSISTANT AT NOTRE DAME**

Pat Garrity: Big East Player of the Year 1997; second team All-America in 1998; Academic All-American of the Year in 1998 and a two-time Academic All-American; selected No. 19 in the 1998 NBA Draft by Milwaukee.

Troy Murphy: Big East Player of the Year in 2000 and co-Big East Player of the Year in 2001; Big East Rookie of the Year in 1999; two-time consensus first team All-American and All-Big East honoree; selected No. 14 in the 2001 NBA Draft by Golden State.

LaPhonso Ellis: Only Notre Dame player to lead the team in blocks each of his four seasons; Selected No. 5 in the 1992 NBA Draft by Denver.

Monty Williams: Selected No. 24 in the 2002 NBA Draft by Utah.

NOTABLE PLAYERS RECRUITED AND COACHED AT LEHIGH

Darren Queenan: Co-East Coast Conference Player of the Year in 1987; Lehigh's all-time leading scorer and ranked second in the country in scoring in 1988; one of the most prolific scorers in NCAA history, he is one of only eight players to have amassed 2,700 points and 1,000 rebounds; four-time first team all-conference honoree; Played 16 years professionally overseas.

Mike Polaha: 1988 *Sporting News* All-American; Two-time All-East Coast Conference honoree (1987-88); only Lehigh player to score 1,400 points and have more than 400 rebounds and assists.

Mike Androlewicz: 1986 first team All-East Coast Conference selection.

NOTABLE PLAYERS RECRUITED AND COACHED AT UNC-GREENSBORO

Kyle Hines: 2005 Southern Conference Freshman of the Year; 2007 Southern Conference Player of the Year, becoming the first player from UNC Greensboro to earn the honor; All-American in 2007; three-time USBWA All-District selection; one of only four players to garner All-Southern Conference accolades; one of only six players in NCAA history to ever record 2,000 points, 1,000 rebounds and 300 blocks in a career.

Demetrius Cherry: 1999 Southern Conference Preseason Player of the Year; two-time first team all-league accolades Courtney Eldridge: 2002 All-Southern Conference honoree.

David Schuck: 2002 All-Southern Conference honoree.

Ronnie Burrell: 2005 All-Southern Conference honoree.

Jay Joseph: 2001 Southern Conference Rookie of the Year.

NOTABLE PLAYERS RECRUITED AND/OR COACHED AT SIENA

Kenny Hasbrouck: 2006 MAAC Rookie of the Year; 2008 collegeinsider.com Mid Major Player of the Year; 2009 MAAC Player of the Year and NABC All-District. Hasbrouck, who has his number retired, was McCaffery's first recruit at Siena. He became Siena's first player to ever make an NBA roster when he signed with the Miami Heat as a free agent in 2010. Currently, he is playing overseas in Spain.

Edwin Ubiles: 2007 MAAC co-Freshman of the Year; two-time NABC District 1 selection; 2010 first team all-league honoree; ranks third in all-time career scoring at Siena

Ronald Moore: 2010 first team all-MAAC selection; led the country in assists, was a Bob Cousery Award finalist and an NABC All-District honoree in 2010, and is the MAAC's all-time assists leader.

Alex Franklin: 2010 MAAC Player of the Year and was tabbed NABC All-District and named to the ECAC second team.

Ryan Rossiter: 2011 MAAC Player of the Year; 2011 NABC District 1 honoree; 2011 honorable mention All-American (seventh in program history); two-time All-MAAC selection; became program's all-time leading rebounder; ranked second in the country in rebounding in 2011.

Antoine Jordan: first team All-MAAC in 2006.

NOTABLE PLAYERS COACHED AT IOWA

Devyn Marble: 2014 first team All-Big Ten; 2014 NABC and USWBA First Team All-District teams; 2013 third team All-Big Ten; 2013 NIT All-Tournament Team; finished career ranked fifth in Iowa career scoring (1,694), sixth in assists (397), and seventh in steals (176); selected 56th overall in 2014 NBA Draft by the Orlando Magic.

Matt Gatens: 2012 second team All-Big Ten; ranks sixth all-time in career scoring at Iowa; 2012 Chris Street Award winner; one of only two Hawkeyes to ever amass over 1,600 points, 450 rebounds, 250 assists and 125 steals.

Aaron White: Garnered the following honors as a senior in 2015: first-team All-Big Ten, NABC First Team All-District Team, and USBWA All-District VI Team. Finished his illustrious career ranked second in Iowa scoring (1,859) and third in rebounding (901). Became the first Hawkeye to ever amass 1,800 points and 900 rebounds. He made more free throws than any other Big Ten player the last 50 years, making 618. He was selected 49th overall in 2015 NBA Draft by the Washington Wizards.

Jarrod Uthoff: Became Iowa's fifth consensus All-American and first since Chuck Darling in 1952. Uthoff was a unanimous first team All-Big Ten honoree and was a finalist for the Oscar Robertson Trophy, John Wooden Award, and Karl Malone Power Forward of the Year. He also earned recognition on the NABC and USBWA all-district teams, as well as recognition on a number of All-America teams (Associated Press, NABC, USBWA, USA Today, and Scout.com). Uthoff was one of three Hawkeyes in program history to amass 1,000 points and 150 blocks in a career.

Peter Jok: 2017 first team All-Big Ten, USBWA, and NABC all-district honoree. Jok became the fifth Hawkeye in school history to lead the Big Ten in scoring (19.9). Jok established new school free throw percentage records for a single-season (.911) and career (.881), and won the 3-Point Championships event at the Final Four.



The McCaffery File

Coaching Experience:

1982-83	Assistant Coach, Penn
1983-85	Assistant Coach, Lehigh
1985-88	Head Coach, Lehigh (youngest head coach in America at age 26)
1988-99	Assistant Coach, Notre Dame
1999-05	Head Coach, UNC-Greensboro
2005-10	Head Coach, Siena
2010-present	Head Coach, University of Iowa

Coaching Honors

MAAC Coach of the Year, 2009
NABC District I Coach of the Year, 2009-10

Playing Experience

1977-78 Wake Forest, one-year letterman
1979-82 Penn, three-year letterman

Education

LaSalle High School, 1977
Bachelor of Science in Economics, The Wharton School (Penn), 1982
Master of Education, Lehigh, 1985

Date of Birth:

May 23, 1959

Family:

Wife: Margaret (Nowlin)
Children: Connor John
Patrick Dickerson
Marit Katherine
Jonathan Francis Nowlin

FRAN MCCAFFERY IN POSTSEASON PLAY

Year	Opponent	W/L	Score	Site
1987-88 Lehigh NCAA	Temple	L	73-87	Hartford, CT
2000-01 UNCG NCAA	Stanford	L	60-89	San Diego, CA
2001-02 UNCG NIT	Memphis	L	62-82	Memphis, TN
2007-08 Siena NCAA	Vanderbilt Villanova	W L	83-62 72-84	Tampa, FL Tampa, FL
2008-09 Siena NCAA	Ohio State Louisville	W L	74-72 72-79	Dayton, OH Dayton, OH
2009-10 Siena NCAA	Purdue	L	64-72	Spokane, WA
2011-12 Iowa NIT	Dayton Oregon	W L	84-75 97-108	Iowa City, IA Eugene, OR
2012-13 Iowa NIT	Indiana State Stony Brook at Virginia vs. Maryland vs. Baylor	W W W W L	68-52 75-63 75-64 71-60 54-74	Iowa City, IA Iowa City, IA Charlottesville, VA New York, NY New York, NY
2013-14 Iowa NCAA	Tennessee	L (OT)	65-78	Dayton, OH
2014-15 Iowa NCAA	Davidson Gonzaga	W L	83-52 68-87	Seattle, WA Seattle, WA
2015-16 Iowa NCAA	Temple Villanova	W (OT) L	72-70 68-87	Brooklyn, NY Brooklyn, NY
2016-17 Iowa NIT	South Dakota TCU	W L (OT)	87-75 92-94	Iowa City, IA Iowa City, IA
2018-19 Iowa NCAA	Cincinnati Tennessee	W L	79-72 77-83 (ot)	Columbus, OH Columbus, OH
NCAA:	5-9 in nine appearances			
NIT:	6-4 in four appearances			
Overall:	11-13 in 13 appearances			

FRAN MCCAFFERY'S COACHING RECORD

All Games	425-309
home	268-309
away	118-184
neutral	39-42
Non-Conference Games	178-114
home	129-17
away	27-69
neutral	22-28
Conference Games	217-175
home	130-66
away	87-109
Tournament Games	51-54
NCAA	5-9
NIT (pre and postseason)	7-5
Conference	26-18
In-season	13-22
Miscellaneous	
Overtime games	24-22
Decided by three points or less	42-49



FRAN MCCAFFERY'S YEAR-BY-YEAR COACHING RECORD

Year	Position	School	Head Coach	Record
1982-83	Assistant Coach	Penn	Craig Littlepage	17-9
1983-85	Assistant Coach	Lehigh	Tom Schneider	16-42
1985-88	Head Coach	Lehigh	---	49-40
1988-99	Assistant Coach	Notre Dame (Two NCAA bids and two NIT bids)	Digger Phelps John MacLeod	155-166
1999-05	Head Coach	UNC-Greensboro	---	90-87
2005-10	Head Coach	Siena	---	112-51
2010-19	Head Coach	Iowa	---	174-132

FRAN MCCAFFERY COACHING HIGHLIGHTS

IOWA

- Coached Iowa to five 20-win seasons over the last seven years, including winning 25 games in 2013 to match the second most total in program history. McCaffery is one of only three coaches at Iowa to register at least five 20-win seasons.
- McCaffery and his coaching staff guided Iowa in 2019 to a perfect nonconference record for the first time in 32 years.
- Guided Iowa to seven straight postseason tournaments (4 NCAA and 3 NIT), including winning an NCAA Tournament game three of the last five years and finishing runner-up in the 2013 NIT.
- Iowa is one of only three Big Ten teams to post first-division finishes six of the last seven seasons, including a third place finish in 2015 and 2016. Iowa won 10 or more conference games four of the last five seasons (2015-19), which includes a streak of three straight years for just the fourth time in program history (1954-56; 1979-83; 1985-89; 2015-17).
- Had Iowa nationally ranked a majority of the season in 2016 and 2019; Iowa was ranked as high as No. 3 on Jan. 25, 2016.
- Recruited and coached Aaron White and Roy Devyn Marble, first team All-Big Ten and NBA Draft selections in 2014 and 2015, respectively. Coached Jarrod Uthoff to consensus All-America honors in 2016, becoming Iowa's first consensus All-American since 1952. Also mentored Peter Jok to first team all-conference laurels -- Iowa's fourth straight first team honoree -- and honorable mention All-America laurels. McCaffery has coached 14 Hawkeyes to professional contracts overseas.
- Fans have embraced McCaffery and his team's style of play with attendance increasing by more than 50 percent since 2010. Iowa has ranked in the top-30 nationally in average attendance each of the last six seasons (2014-19), including 23rd a season ago.
- Iowa has led the Big Ten in scoring offense two of the last six seasons, including averaging a league-best 78.3 points in 2019.

SIENA

- McCaffery's five years at Siena (112-51) were the best in its 70-year storied history.
- McCaffery led the Saints to three straight Metro Atlantic Athletic Conference Championships and NCAA Tournament appearances. In so doing, Siena became the only program in the country to win its regular season and postseason title the last three years.
- In 2010, McCaffery led Siena to its fourth straight 20-win season, something never before done in program history.
- McCaffery, the 2009 MAAC Coach of the Year, is the third winningest coach by percentage in league history (68-22, .756).
- McCaffery is the only coach to guide a MAAC program to two NCAA Tournament wins.
- In 2008, McCaffery became just the 31st coach (15th active) to take three different programs to the "Big Dance", and he is the first to do so with three programs from one-bid leagues (conference's that sent just one team the year his program advanced).
- McCaffery led Siena to a perfect 17-0 home record in each of his last two seasons.

UNC-GREENSBORO

- In the 2001-02 season, McCaffery led the Spartans to their first 20-win season since joining the Southern Conference.
- McCaffery coached the 2001-02 Spartans to a share of the Southern Conference North Division title for the first time in program history.
- McCaffery's UNCG squads own the two highest-scoring seasons in program history.
- McCaffery is the only coach in UNCG history to win 11 games at home in a single season.

LEHIGH

- At 26, McCaffery was the nation's youngest Division I head coach when he was hired Sept. 11, 1985.
- McCaffery coached two winning seasons in three years (Lehigh had just four winning seasons in the 55 years prior to his arrival).
- McCaffery coached the 1987-88 Mountain Hawks to a 21-10 record, which remains the best in program history.
- McCaffery led Lehigh to the NCAA Tournament in 1988 and was the youngest head coach to do so at the time.
- McCaffery was assistant coach and recruiting coordinator at Lehigh from 1983-85 and helped the team to its first NCAA Tournament appearance in 1985.
- As assistant coach and recruiting coordinator, he helped sign Darren Queenan 1988, who remains Lehigh's all-time leading scorer.



Year-By-Year Numbers & Statistics

Year	Record	Home	Away	Neutral	Conf.	Non-Conf.	Nov.	Dec.	Jan.	Feb.	Mar.	April	OT
1985-86	13-15	10-4	3-9	0-2	6-8	7-7	1-2	3-2	7-3	2-7	0-1	--	1-0
1986-87	15-14	8-4	5-8	2-2	8-6	7-8	1-0	3-4	6-4	4-5	1-1	--	4-1
1987-88	21-10	11-2	7-7	3-1	8-6	13-4	1-1	5-3	8-2	4-3	3-1	--	--
1999-00	15-13	9-4	6-8	0-1	9-7	6-6	2-1	4-3	5-5	4-3	0-1	--	1-0
2000-01	19-12	11-1	5-10	3-1	10-6	9-6	1-2	4-3	8-2	3-4	3-1	--	1-0
2001-02	20-11	10-1	8-9	2-1	11-5	9-6	2-1	4-3	7-3	6-2	1-2	--	--
2002-03	7-22	6-7	1-14	0-1	3-13	4-9	3-1	0-7	2-6	2-7	0-1	--	0-2
2003-04	11-17	7-5	4-11	0-1	7-9	4-8	2-1	2-6	2-5	5-4	0-1	--	0-2
2004-05	18-12	11-2	5-10	2-0	9-7	9-5	3-1	4-3	6-3	3-4	2-1	--	1-0
2005-06	15-13	10-4	5-9	--	10-8	5-5	1-2	4-2	4-6	6-2	0-1	--	2-0
2006-07	20-12	10-4	8-7	2-1	12-6	8-6	2-3	4-2	5-5	7-1	2-1	--	1-3
2007-08	23-11	13-4	9-6	1-1	13-5	10-6	2-3	5-1	6-3	5-3	5-1	--	1-0
2008-09	27-8	17-0	9-7	1-1	16-2	11-6	2-3	6-1	9-1	5-2	5-1	--	2-0
2009-10	27-7	17-0	10-6	0-1	17-1	10-6	4-2	5-2	10-0	5-2	3-1	--	2-0
2010-11	11-20	8-8	2-9	1-3	4-14	7-6	3-4	4-2	1-7	2-5	1-2	--	0-2
2011-12	18-17	14-6	3-9	1-2	8-10	10-7	4-3	6-3	2-5	5-3	2-2	--	--
2012-13	25-13	18-2	3-8	4-3	9-9	16-4	5-2	6-1	3-4	4-3	6-2	1-1	0-2
2013-14	20-13	13-4	4-6	3-3	9-9	11-4	7-1	5-1	4-3	3-4	1-4	--	1-3
2014-15	22-12	14-4	7-3	1-5	12-6	10-6	5-2	5-2	3-4	6-2	3-2	--	1-1
2015-16	22-11	13-2	6-5	3-4	12-6	10-6	4-2	7-1	7-1	3-4	2-3	--	2-0
2016-17	19-15	15-5	3-7	1-3	10-8	9-7	3-4	5-2	5-4	3-3	3-2	--	2-3
2017-18	14-19	9-6	1-10	4-3	4-14	10-5	4-3	5-3	3-6	2-6	0-1	--	1-1
2018-19	23-12	14-4	4-6	5-2	10-10	13-2	6-1	5-1	5-3	5-2	2-5	--	1-2
Totals	425-309	268-83	118-184	39-42	217-175	208-135	68-45	101-58	118-85	94-81	45-38	1-1	23-19

Year-By-Year Statistics

Year	G	FG-A	PCT	3-PT-A	PCT	FT-A	PCT	REB	AVG	PF/D	AS	TO	BK	ST	PTS	AVG
1985-86	28	806-1617	.498	---	---	460-667	.690	960	34.3	503-10	442	400	75	219	2072	74.0
Opp.	28	826-1671	.494	---	---	357-479	.745	920	32.9	569-19	440	414	80	188	2009	71.8
1986-87	29	762-1721	.443	82-279	.329	622-833	.747	1137	39.2	583-19	337	422	60	175	2228	76.8
Opp.	29	855-1761	.486	98-262	.374	428-614	.697	1003	34.6	677-32	473	378	99	204	2236	77.1
1987-88	31	892-1820	.490	127-309	.411	632-873	.724	1149	37.1	580-13	474	365	67	200	2543	82.0
Opp.	31	870-1856	.469	126-312	.404	463-629	.736	1039	33.5	716-30	441	405	72	143	2543	82.0
1999-00	28	706-1549	.456	139-380	.366	456-618	.738	1027	36.7	501-11	379	463	87	176	2007	71.7
Opp.	28	733-1645	.446	191-528	.362	367-554	.662	924	33.0	526-X	419	397	83	233	2024	72.3
2000-01	31	773-1741	.444	184-480	.383	552-718	.769	1049	33.8	648-20	414	475	118	271	2282	73.6
Opp.	31	756-1756	.431	190-495	.384	531-770	.690	1144	36.9	648-X	367	516	118	234	2233	72.0
2001-02	31	763-1705	.448	188-519	.362	524-702	.746	1097	35.4	557-12	448	501	116	253	2238	72.2
Opp.	31	768-1826	.421	182-534	.341	404-603	.670	1113	35.9	586-X	418	504	124	249	2122	68.5
2002-03	28	757-1650	.459	160-483	.331	369-507	.728	972	34.7	525-12	377	474	120	236	2043	73.0
Opp.	28	762-1715	.444	189-563	.336	390-566	.689	1035	37.0	472-X	406	444	101	257	2103	75.1
2003-04	28	757-1650	.459	160-483	.331	369-507	.728	972	34.7	525-12	377	474	120	236	2043	73.0
Opp.	28	762-1715	.444	189-563	.336	390-566	.689	1035	37.0	472-X	406	444	101	257	2103	75.1
2004-05	30	776-1732	.448	133-438	.304	485-702	.691	1087	36.2	476-8	352	524	178	276	2170	72.3
Opp.	30	815-1934	.421	223-612	.364	333-495	.673	1189	39.6	568-X	444	518	124	281	2186	72.9
2005-06	28	693-1624	.427	222-588	.378	476-627	.759	947	33.8	442-11	387	371	61	229	2084	74.4
Opp.	28	770-1704	.452	207-588	.352	293-428	.685	1064	38.0	523-X	454	433	118	203	2040	72.9
2006-07	32	890-1872	.475	189-555	.341	468-672	.696	1128	35.2	542-11	484	430	91	244	2437	76.2
Opp.	32	840-1962	.428	241-708	.340	361-522	.692	1171	36.6	612-X	484	471	99	219	2282	71.3
2007-08	34	928-2058	.451	239-626	.382	518-752	.689	1148	33.8	526-6	489	385	119	320	2613	76.9
Opp.	34	913-2021	.452	256-692	.370	338-520	.650	1297	38.1	667-X	481	587	123	183	2420	71.2
2008-09	35	1007-2157	.467	184-558	.330	511-769	.665	1273	36.4	521-10	534	462	159	309	2709	77.4
Opp.	35	935-2141	.437	236-696	.339	356-522	.682	1287	36.8	663-X	530	592	128	233	2462	70.3
2009-10	34	930-2048	.454	160-498	.321	534-793	.673	1310	38.5	471-5	486	418	119	297	2554	75.1
Opp.	34	870-2032	.428	209-637	.328	277-434	.638	1168	34.4	630-X	469	517	113	208	2226	65.5
2010-11	31	766-1743	.439	146-465	.314	406-601	.676	1085	35.0	512-9	423	447	89	208	2084	67.2
Opp.	31	768-1749	.439	212-639	.332	362-489	.740	1045	33.7	551-11	466	445	106	215	2110	68.1
2011-12	35	902-1984	.455	201-539	.373	550-763	.721	1205	34.4	590-11	521	433	119	262	2555	73.0
Opp.	35	910-1993	.457	244-707	.345	473-648	.730	1193	34.1	651-10	515	473	111	193	2537	72.5
2012-13	38	903-2156	.419	204-668	.305	655-896	.731	1484	39.1	648-5	573	476	183	263	2665	70.1
Opp.	38	850-2168	.392	212-719	.295	476-675	.705	1307	34.4	742-14	440	500	159	254	2388	62.8
2013-14	33	919-1984	.463	191-546	.350	660-898	.735	1331	40.3	603-12	532	371	164	234	2689	81.5
Opp.	33	804-1938	.415	229-722	.317	484-686	.706	1101	33.4	717-20	423	439	112	209	2321	70.3
2014-15	34	821-1905	.431	192-576	.333	538-723	.744	1274	37.5	536-8	482	377	158	218	2372	69.8
Opp.	34	754-1903	.396	227-696	.326	384-553	.694	1136	33.4	607-8	411	417	121	200	2119	62.3
2015-16	33	906-2027	.447	269-719	.374	480-669	.717	1257	38.1	538-6	523	339	156	223	2561	77.6
Opp.	33	850-2021	.421	242-772	.313	345-505	.683	1229	37.2	644-14	454	432	99	176	2287	69.3
2016-17	34	964-2122	.454	300-791	.379	510-741	.688	1305	38.4	610-3	602	472	130	252	2738	80.5
Opp.	34	976-2195	.445	289-807	.358	413-603	.685	1302	38.3	673-18	587	486	117	265	2654	78.1
2017-18	33	946-1975	.479	252-672	.375	486-699	.695	1258	38.1	551-6	602	441	134	172	2630	79.7
Opp.	33	953-2061	.462	284-755	.376	407-579	.703	1092	33.1	646-15	537	365	97	232	2597	78.7
2018-19	35	914-2006	.456	285-782	.364	627-849	.739	1246	35.6	565-3	542	425	112	211	2740	78.3
Opp.	35	943-2104	.448	281-866	.324	418-606	.690	1217	34.8	721-20	545	454	97	230	2585	73.9

**McCaffery vs. All Opponents**

Opponent	Record	Opponent	Record	Opponent	Record
Abilene Christian	1-0	High Point	0-2	Pepperdine	1-0
Alabama	1-1	Howard	1-0	Pittsburgh	1-1
Alabama State	2-0	Hofstra	3-5	Princeton	0-3
Albany	5-0	Holy Cross	3-1	Purdue	6-9
Alcorn State	1-0	Idaho State	1-0	Rider	12-6
American	1-1	Illinois	9-7	Robert Morris	1-0
Appalachian State	7-5	Indiana	7-10	Rutgers	5-2
Arkansas	0-1	Indiana State	1-0	Saint Joseph's	2-1
Arkansas Pine Bluff	1-0	Iona	9-1	Saint Peter's	11-2
Ball State	1-0	Iowa	0-2	Savannah State	2-0
Baylor	0-1	Iowa State	3-5	Seton Hall	0-1
Boise State	3-0	IPFW	1-0	Siena	0-1
Bridgewater	1-0	James Madison	1-2	SIU-Edwardsville	1-0
Brown	3-0	Kansas	0-2	Southern	1-0
Bryant	1-0	Kennesaw State	1-0	Southern Mississippi	1-0
Bucknell	4-4	Kenyon	1-0	Southern Utah	1-0
Buffalo	1-1	Lafayette	4-4	South Carolina State	1-0
Butler	0-1	Liberty	2-0	South Dakota	2-0
Campbell	2-1	Long Beach State	0-1	South Dakota State	0-2
Canisius	10-1	Longwood	1-0	St. Francis, Pa.	1-0
Central Arkansas	1-0	Louisiana	0-1	St. John's	0-1
Central Michigan	1-0	Louisiana-Monroe	1-0	Stetson	1-0
Charleston	0-1	Louisiana Tech	1-0	Stanford	1-2
Chattanooga	5-6	Louisville	0-1	Stony Brook	1-0
Chicago State	2-0	Loyola	7-4	Syracuse	0-4
Cincinnati	1-0	Manhattan	11-3	TCU	0-1
Clemson	0-1	Marist	7-4	Temple	1-2
Coastal Carolina	2-1	Marquette	1-2	Tennessee	0-3
College of Charleston	1-4	Maryland	3-6	Tennessee State	2-0
Colorado	1-0	Maryland Baltimore County	1-0	Tennessee Tech	1-0
Columbia	2-1	Maryland Eastern Shore	1-0	Texas	0-1
Connecticut	1-1	Massachusetts	0-1	Texas A&M	0-1
Coppin State	2-0	Memphis	0-3	Texas A&M-CC	1-0
Cornell	1-1	Michigan	7-8	Texas-Pan American	1-0
Creighton	0-1	Michigan State	3-13	Texas-Rio Grande Valley	1-0
Dartmouth	2-0	Middle Tennessee	1-1	The Citadel	5-1
Davidson	7-7	Minnesota	7-10	Towson State	7-0
Dayton	2-1	Missouri	0-1	UAB	1-1
Delaware	5-4	Monmouth	1-0	UMKC	2-0
Delaware State	1-0	Montreat	1-0	UNC Asheville	2-0
Dickinson	2-0	Mount St. Mary's	1-0	UNC Wilmington	1-0
Drake	5-0	Muhlenberg	3-0	UTEP	1-0
Drexel	2-5	NC State	0-1	Vanderbilt	1-1
Duke	0-1	Nebraska	9-5	Vermont	1-0
East Carolina	1-1	New Mexico	0-1	Villanova	0-4
East Tennessee State	4-8	Niagara	9-3	Virginia	1-0
Elon	4-3	NJIT	2-0	Virginia Tech	0-2
Evansville	0-1	Norfolk State	3-1	VMI	7-1
Fairfield	10-5	North Dakota State	1-0	Wagner	1-0
Farleigh Dickinson	2-0	North Carolina	1-0	Wake Forest	0-3
Florida Southern	1-0	North Carolina A&T	3-1	West Virginia	0-2
Florida State	1-0	North Dakota	1-0	Western Carolina	8-6
Fordham	1-0	North Florida	1-0	Western Illinois	1-0
Furman	3-4	Northeastern	2-1	Western Kentucky	1-0
Gardner-Webb	2-0	Northwestern	10-7	Wichita State	1-2
Georgia Southern	3-4	Northern Illinois	3-0	Wilkes	1-0
Georgia Tech	0-2	Northern Iowa	5-3	William & Mary	1-0
Gonzaga	0-1	Notre Dame	1-2	Winthrop	2-0
Grambling State	1-0	Ohio State	6-10	Wisconsin	5-10
Green Bay	1-0	Oklahoma State	0-1	Wofford	6-3
Greensboro College	1-0	Omaha	1-1	Xavier	1-1
Guilford	4-0	Oregon	1-1	Youngstown	1-0
Hampton	1-0	Penn	2-1	Totals	425-309
Harvard	3-0	Penn State	10-6		



FRAN MCCAFFERY'S GAME-BY-GAME RECORD

LEHIGH

1985-86 (13-15, 6-8)

Date	Opponent	W/L	Score	Location
Nov. 25	Kenyon	W	83-53	Bethlehem, PA
Nov. 26	at Princeton	L	67-69	Princeton, NJ
Nov. 30	at Siena	L	57-71	Albany, NY
Dec. 4	Manhattan	W	85-69	Bethlehem, PA
Dec. 6	vs. UAB (HC)	L	61-71	Iowa City, IA
Dec. 7	at Iowa (HC)	L	68-89	Iowa City, IA
Dec. 11	Dickinson	W	93-68	Bethlehem, PA
Dec. 30	Muhlenberg	W	86-72	Bethlehem, PA
Jan. 2	at Columbia	W	90-84	New York, NY
Jan. 4	Drexel	W	79-66	Bethlehem, PA
Jan. 6	at Harvard	W	82-75	Boston, MA
Jan. 11	Lafayette	W	82-72	Bethlehem, PA
Jan. 13	Fairfield	L	68-71	Bethlehem, PA
Jan. 18	at Towson State	W	70-69	Towson, MD
Jan. 20	Robert Morris	W	54-53	Bethlehem, PA
Jan. 22	Delaware	L	70-71	Bethlehem, PA
Jan. 25	at Rider	L	68-69	Lawrenceville, NJ
Jan. 29	Bucknell	W	85-75	Bethlehem, PA
Feb. 1	Hofstra	L	74-77	Bethlehem, PA
Feb. 5	at Drexel	L	77-84	Philadelphia, PA
Feb. 8	at Lafayette	L	79-80	Easton, PA
Feb. 10	Towson State	W	71-54	Bethlehem, PA
Feb. 12	Marquette	L	63-77	Bethlehem, PA
Feb. 15	at Delaware	L	73-89	Newark, DE
Feb. 19	Rider	W	80-77 (ot)	Bethlehem, PA
Feb. 22	at Bucknell	L	80-84	Lewisburg, PA
Feb. 24	at Hofstra	L	60-62	Hempstead, NY
Mar. 1	vs. Lafayette (ECCT)	L	57-58	Towson, MD

1986-87 (15-14, 8-6)

Date	Opponent	W/L	Score	Location
Nov. 29	Harvard	W	99-98 (ot)	Bethlehem, PA
Dec. 1	Dickinson	W	69-52	Bethlehem, PA
Dec. 3	at Marquette	L	66-83	Milwaukee, WI
Dec. 8	Princeton	L	62-72	Bethlehem, PA
Dec. 10	at Penn State	W	73-70	University Park, PA
Dec. 22	Muhlenberg	W	92-71	Bethlehem, PA
Dec. 29	vs. Texas A&M (MC)	L	60-80	Storrs, CT
Dec. 30	at Connecticut (MC)	L	57-71	Storrs, CT
Jan. 2	vs. St. Francis, Pa. (WLKF)	W	74-72	Lakeland, FL
Jan. 3	at Florida Southern (WLKF)	W	74-72 (ot)	Lakeland, FL
Jan. 6	Columbia	L	78-90	Bethlehem, PA
Jan. 8	at Fairfield	L	63-64	Fairfield, CT
Jan. 12	at Wake Forest	L	51-74	Winston-Salem, NC
Jan. 14	Hofstra	W	80-68	Bethlehem, PA
Jan. 17	at Drexel	L	74-76	Philadelphia, PA
Jan. 24	Towson State	W	77-75	Bethlehem, PA
Jan. 28	at Delaware	W	65-60	Newark, DE
Jan. 31	Rider	W	93-90 (ot)	Bethlehem, PA
Feb. 2	at Lafayette	W	83-77	Easton, PA
Feb. 4	Bucknell	L	87-92	Bethlehem, PA
Feb. 7	at Hofstra	L	69-71	Hempstead, NY
Feb. 11	Drexel	L	67-70	Bethlehem, PA
Feb. 14	Lafayette	W	79-78	Bethlehem, PA
Feb. 18	at Towson State	W	83-76	Towson, MD
Feb. 21	Delaware	W	98-79	Bethlehem, PA
Feb. 24	at Rider	L	76-82	Lawrenceville, NJ
Feb. 28	at Bucknell	L	70-72	Lewisburg, PA
Mar. 6	vs. Drexel (ECCT)	W	109-98 (2 ot)	Towson, MD
Mar. 7	vs. Bucknell (ECCT)	L	100-103 (2 ot)	Towson, MD

1987-88 (21-10, 8-6)

Date	Opponent	W/L	Score	Location
Nov. 28	at Penn	W	96-75	Philadelphia, PA
Nov. 30	at Vanderbilt	L	91-102	Nashville, TN
Dec. 2	Muhlenberg	W	109-82	Bethlehem, PA
Dec. 4	at Nebraska (CC)	L	66-71	Lincoln, NE
Dec. 5	vs. Ball State (CC)	W	72-64	Lincoln, NE
Dec. 7	Penn State	W	79-72	Bethlehem, PA
Dec. 9	at Princeton	L	82-95	Princeton, NJ
Dec. 23	Wilkes	W	116-64	Bethlehem, PA
Dec. 29	at Rider	L	82-89	Lawrenceville, NJ
Dec. 30	Monmouth	W	72-59	Bethlehem, PA
Jan. 2	Fairfield	W	100-77	Bethlehem, PA
Jan. 5	at Columbia	W	77-65	New York, NY
Jan. 7	Brown	W	102-92	Bethlehem, PA
Jan. 9	at Bucknell	W	83-76	Lewisburg, PA
Jan. 12	at Harvard	W	62-59	Boston, MA
Jan. 16	Rider	W	91-65	Bethlehem, PA

Jan. 20	at Hofstra	W	77-63	Hempstead, NY
Jan. 23	Drexel	L	85-91	Bethlehem, PA
Jan. 27	Lafayette	L	64-66	Bethlehem, PA
Jan. 30	at Towson State	W	71-65	Towson, MD
Feb. 3	Delaware	W	86-75	Bethlehem, PA
Feb. 10	Bucknell	W	79-72	Bethlehem, PA
Feb. 13	Hofstra	W	96-72	Bethlehem, PA
Feb. 17	at Drexel	L	86-94	Philadelphia, PA
Feb. 20	at Lafayette	L	68-73	Easton, PA
Feb. 24	Towson State	W	77-63	Bethlehem, PA
Feb. 27	at Delaware	L	67-79	Newark, DE
Mar. 5	vs. Bucknell (ECCT)	W	83-79	Towson, MD
Mar. 6	vs. Lafayette (ECCT)	W	67-65	Towson, MD
Mar. 8	at Towson State (ECCT)	W	84-78	Towson, MD
Mar. 18	vs. Temple (NCAA)	L	73-87	Hartford, CT

UNC-GREENSBORO

1999-00 (15-13, 9-7)

Date	Opponent	W/L	Score	Location
Nov. 20	at James Madison	L	64-77	Harrisonburg, VA
Nov. 27	Northeastern	W	70-56	Greensboro, NC
Nov. 29	Elon	W	77-66	Greensboro, NC
Dec. 1	at Coastal Carolina	W	78-76	Conway, SC
Dec. 4	Guilford	W	88-63	Greensboro, NC
Dec. 6	Norfolk State	W	80-74	Greensboro, NC
Dec. 15	at Wake Forest (25th)	L	62-71	Winston-Salem, NC
Dec. 18	at Evansville	L	42-71	Evansville, IN
Dec. 21	at Winthrop	W	93-88 (2 ot)	Rock Hill, SC
Dec. 28	at Georgia Tech	L	73-97	Atlanta, GA
Jan. 4	VMI	W	82-71	Greensboro, NC
Jan. 8	Davidson	W	63-60	Greensboro, NC
Jan. 10	at Georgia Southern	L	71-78	Statesboro, GA
Jan. 15	at Western Carolina	L	81-87	Cullowhee, NC
Jan. 17	East Tennessee State	L	58-60	Greensboro, NC
Jan. 19	North Carolina AT&T	L	71-80	Greensboro, NC
Jan. 22	College of Charleston	L	59-73	Greensboro, NC
Jan. 24	at VMI	W	75-61	Lexington, VA
Jan. 29	at Davidson	W	77-55	Davidson, NC
Jan. 31	Furman	W	79-69	Greensboro, NC
Feb. 3	at Wofford	L	63-76	Spartanburg, SC
Feb. 9	at Appalachian State	L	66-81	Boone, NC
Feb. 12	at Chattanooga	W	74-70	Chattanooga, TN
Feb. 14	Western Carolina	W	75-53	Greensboro, NC
Feb. 19	at East Tennessee State	W	81-78	Johnson City, TN
Feb. 22	Appalachian State	L	69-78	Greensboro, NC
Feb. 26	The Citadel	W	75-58	Greensboro, NC
Mar. 2	vs. Furman (SC)	L	61-77	Greenville, SC

2000-01 (19-12, 10-6)

Date	Opponent	W/L	Score	Location
Nov. 17	at Minnesota	L	61-81	Minneapolis, MN
Nov. 21	Guilford	W	81-54	Greensboro, NC
Nov. 25	at West Virginia	L	71-85	Morgantown, WV
Dec. 1	at Northeastern	L	77-89	Boston, MA
Dec. 3	at Saint Peter's	W	79-73	Jersey City, NJ
Dec. 5	at NC State	L	76-77	Raleigh, NC
Dec. 9	at Norfolk State	W	82-70	Norfolk, VA
Dec. 22	Winthrop	W	78-63	Greensboro, NC
Dec. 28	at East Carolina	L	92-104	Greenville, NC
Dec. 31	UNC Asheville	W	77-76 (ot)	Greensboro, NC
Jan. 3	at The Citadel	L	68-70	Charleston, SC
Jan. 6	Davidson	W	69-68	Greensboro, NC
Jan. 8	Appalachian State	W	78-62	Greensboro, NC
Jan. 13	at Furman	L	52-70	Greenville, SC
Jan. 15	at VMI	W	73-69	Lexington, VA
Jan. 17	North Carolina AT&T	W	67-55	Greensboro, NC
Jan. 20	Chattanooga	W	84-83	Greensboro, NC
Jan. 22	Wofford	W	80-56	Greensboro, NC
Jan. 27	at Davidson	W	63-61	Davidson, NC
Jan. 29	East Tennessee State	W	77-67	Greensboro, NC
Feb. 3	at College of Charleston	L	70-77	Charleston, SC
Feb. 5	VMI	W	79-58	Greensboro, NC
Feb. 10	Western Carolina	W	95-81	Greensboro, NC
Feb. 13	at East Tennessee State	L	75-84	Johnson City, TN
Feb. 17	Georgia Southern	L	68-72	Greensboro, NC
Feb. 19	at Appalachian State	W	63-60	Boone, NC
Feb. 24	at Western Carolina	L	58-63	Cullowhee, NC
Mar. 2	vs. Western Carolina (SC)	W	91-69	Greenville, SC
Mar. 3	vs. Davidson (SC)	W	73-68	Greenville, SC
Mar. 4	vs. Chattanooga (SC)	W	67-66	Greenville, SC
Mar. 15	vs. Stanford (NCAA, 2nd)	L	60-89	San Diego, CA



2001-02 (20-11, 11-5)

Date	Opponent	W/L	Score	Location
Nov. 19	at UNC Asheville	W	75-49	Asheville, NC
Nov. 24	at Middle Tennessee	L	58-74	Murfreesboro, TN
Nov. 27	at Elon	W	70-55	Elon, NC
Dec. 1	Saint Peter's	W	77-61	Greensboro, NC
Dec. 5	East Carolina	W	56-54	Greensboro, NC
Dec. 8	Delaware	W	65-50	Greensboro, NC
Dec. 10	at Arkansas	L	74-89	Fayetteville, AR
Dec. 20	Norfolk State	W	84-69	Greensboro, NC
Dec. 22	at New Mexico	L	69-83	Albuquerque, NM
Dec. 29	at Ohio State	L	54-85	Columbus, OH
Jan. 2	at Chattanooga	L	74-77	Chattanooga, TN
Jan. 5	Appalachian State	W	87-63	Greensboro, NC
Jan. 8	at VMI	W	80-74	Lexington, VA
Jan. 12	at Georgia Southern	W	79-67	Statesboro, GA
Jan. 14	East Tennessee State	W	104-92	Greensboro, NC
Jan. 16	North Carolina AT&T	W	85-67	Greensboro, NC
Jan. 19	at Western Carolina	L	77-87	Cullowhee, NC
Jan. 23	Davidson	L	57-58	Greensboro, NC
Jan. 26	at Wofford	W	81-76	Spartanburg, SC
Jan. 28	College of Charleston	W	63-52	Greensboro, NC
Feb. 2	Western Carolina	W	80-75	Greensboro, NC
Feb. 5	at Davidson	L	48-53	Davidson, NC
Feb. 9	The Citadel	W	81-68	Greensboro, NC
Feb. 12	at East Tennessee State	L	76-90	Johnson City, TN
Feb. 16	VMI	W	74-71	Lexington, VA
Feb. 18	at Appalachian State	W	83-68	Boone, NC
Feb. 23	Furman	W	70-67	Greenville, SC
Feb. 28	vs. Wofford (SC)	W	70-41	N. Charleston, SC
Mar. 1	vs. Chattanooga (SC)	W	67-57	N. Charleston, SC
Mar. 2	vs. Davidson (SC)	L	58-68	N. Charleston, SC
Mar. 14	at Memphis (NIT)	L	62-82	Memphis, TN

2002-03 (7-22, 3-13)

Date	Opponent	W/L	Score	Location
Nov. 19	Wagner	W	84-65	Greensboro, NC
Nov. 22	at Kansas (2nd)	L	66-105	Lawrence, KS
Nov. 25	American	W	80-79	Greensboro, NC
Nov. 30	Middle Tennessee	W	70-58	Greensboro, NC
Dec. 3	at Alabama (3rd)	L	61-89	Tuscaloosa, AL
Dec. 7	at West Virginia	L	54-65	Morgantown, WV
Dec. 10	at Syracuse	L	65-92	Syracuse, NY
Dec. 15	Elon	L	57-58	Greensboro, NC
Dec. 19	at Delaware	L	71-74	Newark, DE
Dec. 21	at Norfolk State	L	70-75	Norfolk, VA
Dec. 31	at High Point	L	74-81	High Point, NC
Jan. 4	at East Tennessee State	L	94-96 (ot)	Johnson City, TN
Jan. 7	Chattanooga	L	56-72	Greensboro, NC
Jan. 11	at Appalachian State	L	60-91	Boone, NC
Jan. 13	VMI	W	76-57	Greensboro, NC
Jan. 18	Georgia Southern	L	78-83	Greensboro, NC
Jan. 22	Guilford	W	83-71	Greensboro, NC
Jan. 25	at Davidson	L	72-83	Davidson, NC
Jan. 27	Western Carolina	L	62-63	Greensboro, NC
Feb. 1	Wofford	W	85-79	Greensboro, NC
Feb. 3	at College of Charleston	L	69-71	Charleston, SC
Feb. 8	at Western Carolina	L	63-75	Cullowhee, NC
Feb. 11	Davidson	L	77-84	Greensboro, NC
Feb. 15	at The Citadel	W	67-66	Charleston, SC
Feb. 17	East Tennessee State	L	73-75	Greensboro, NC
Feb. 22	at VMI	L	60-61	Lexington, VA
Feb. 24	Appalachian State	L	68-71	Greensboro, NC
Feb. 27	at Furman	L	74-78 (ot)	Greenville, SC
Mar. 5	vs. Wofford (SC)	L	73-77	N. Charleston, SC

2003-04 (11-17, 7-9)

Date	Opponent	W/L	Score	Location
Nov. 21	at Indiana	L	64-71	Bloomington, IN
Nov. 25	at Campbell	W	78-66	Buies Creek, NC
Nov. 29	Greensboro College	W	69-41	Greensboro, NC
Dec. 3	Furman	W	73-65	Greensboro, NC
Dec. 6	at American	L	45-65	Washington, DC
Dec. 9	Campbell	W	79-61	Greensboro, NC
Dec. 13	High Point	L	72-85	Greensboro, NC
Dec. 18	at Coastal Carolina	L	72-77	Conway, SC
Dec. 21	at Missouri (10th)	L	98-106	Columbia, MO
Dec. 23	at Maryland (24th)	L	58-85	College Park, MD
Dec. 28	at Villanova	L	63-84	Villanova, PA
Jan. 5	at Chattanooga	L	70-76	Chattanooga, TN
Jan. 10	East Tennessee State	L	68-72	Greensboro, NC
Jan. 13	College of Charleston	L	70-72	Greensboro, NC
Jan. 17	at Appalachian State	W	74-61	Boone, NC
Jan. 19	at Western Carolina	L	69-80	Cullowhee, NC
Jan. 24	The Citadel	W	75-66	Greensboro, NC

Jan. 31	at Davidson	L	69-80	Davidson, NC
Feb. 2	at East Tennessee State	L	65-86	Johnson City, TN
Feb. 7	Elon	W	67-53	Greensboro, NC
Feb. 9	at Wofford	W	85-80	Spartanburg, SC
Feb. 14	Chattanooga	L	74-87	Greensboro, NC
Feb. 17	Appalachian State	L	60-82	Greensboro, NC
Feb. 21	at Georgia Southern	W	80-79	Statesboro, GA
Feb. 23	Western Carolina	W	78-65	Greensboro, NC
Feb. 25	Liberty	W	74-63	Greensboro, NC
Feb. 28	at Elon	L	108-112 (3 ot)	Elon, NC
Mar. 3	vs. Wofford (SC)	L	82-85 (ot)	N. Charleston, SC

2004-05 (18-12, 9-7)

Date	Opponent	W/L	Score	Location
Nov. 19	Montreat	W	98-67	Greensboro, NC
Nov. 23	Coastal Carolina	W	79-73	Greensboro, NC
Nov. 27	at Duke (9th)	L	44-98	Durham, NC
Nov. 30	Bridgewater	W	92-55	Greensboro, NC
Dec. 3	vs. Southern Mississippi (HC)	W	79-78	Iowa City, IA
Dec. 4	at Iowa (HC, 23rd)	L	58-83	Iowa City, IA
Dec. 16	Guilford	W	96-65	Greensboro, NC
Dec. 18	at Liberty	W	74-69	Lynchburg, VA
Dec. 20	William & Mary	W	84-62	Greensboro, NC
Dec. 23	at Wisconsin	L	53-85	Madison, WI
Dec. 29	at Minnesota	L	59-94	Minneapolis, MN
Jan. 5	Wofford	W	61-44	Greensboro, NC
Jan. 8	at Appalachian State	W	84-77	Boone, NC
Jan. 10	at Furman	L	65-82	Greenville, SC
Jan. 15	Western Carolina	W	66-54	Greensboro, NC
Jan. 18	East Tennessee State	W	79-76 (ot)	Greensboro, NC
Jan. 22	at The Citadel	W	78-68	Charleston, SC
Jan. 24	at College of Charleston	L	67-79	Charleston, SC
Jan. 29	Chattanooga	W	62-57	Greensboro, NC
Jan. 31	at Elon	L	50-54	Elon, NC
Feb. 5	Davidson	L	69-78	Greensboro, NC
Feb. 8	Georgia Southern	L	79-85	Greensboro, NC
Feb. 12	at East Tennessee State	L	78-105	Johnson City, TN
Feb. 14	at Chattanooga	L	68-82	Chattanooga, TN
Feb. 19	Appalachian State	W	92-73	Greensboro, NC
Feb. 22	Elon	W	69-60	Greensboro, NC
Feb. 25	at Western Carolina	W	79-76	Cullowhee, NC
Mar. 3	vs. Georgia Southern (SC)	W	73-71	Chattanooga, TN
Mar. 4	vs. Davidson (SC)	W	73-68	Chattanooga, TN
Mar. 5	at Chattanooga (SC)	L	62-66	Chattanooga, TN

SIENA

2005-06 (15-13, 10-8)

Date	Opponent	W/L	Score	Location
Nov. 21	at Penn	L	77-82	Philadelphia, PA
Nov. 25	at Syracuse	L	77-96	Syracuse, NY
Nov. 28	Fordham	W	64-54	Albany, NY
Dec. 1	Holy Cross	W	68-63	Albany, NY
Dec. 3	Albany	W	82-74 (ot)	Albany, NY
Dec. 9	at Niagara	W	76-75	Niagara, NY
Dec. 11	at Canisius	L	50-67	Buffalo, NY
Dec. 23	at Massachusetts	L	69-78	Amherst, MA
Dec. 28	Youngstown	W	75-67	Albany, NY
Jan. 2	at Vermont	W	76-65	Burlington, VT
Jan. 5	at Fairfield	L	79-81	Fairfield, CT
Jan. 7	Rider	W	85-62	Albany, NY
Jan. 13	Marist	L	77-85	Albany, NY
Jan. 15	at Manhattan	L	74-77	Riverdale, NY
Jan. 19	Saint Peter's	W	77-69	Albany, NY
Jan. 22	Canisius	W	76-55	Albany, NY
Jan. 24	Iona	L	78-85	Albany, NY
Jan. 28	at Marist	L	75-82	Poughkeepsie, NY
Jan. 30	Manhattan	L	58-63	Albany, NY
Feb. 2	at Loyola	W	89-83	Baltimore, MD
Feb. 4	at Saint Peter's	L	63-81	Jersey City, NJ
Feb. 7	Fairfield	W	58-47	Albany, NY
Feb. 12	at Rider	W	92-73	Lawrenceville, NJ
Feb. 14	Loyola	W	85-69	Albany, NY
Feb. 18	at Hofstra	L	62-76	Hempstead, NY
Feb. 23	at Iona	W	82-76	New Rochelle, NY
Feb. 25	Niagara	W	98-92 (2 ot)	Albany, NY
Mar. 4	Saint Peter's (MAAC)	L	62-63	Albany, NY

2006-07 (20-12, 12-6)

Date	Opponent	W/L	Score	Location
Nov. 11	at Stanford	L	72-92	Stanford, CA
Nov. 18	at Holy Cross	L	57-65	Worcester, MA
Nov. 22	at Dartmouth	W	83-69	Hanover, NH
Nov. 27	at NJIT	W	64-40	Newark, NJ
Nov. 29	Hofstra	L	80-84	Albany, NY
Dec. 2	Albany	W	76-75 (2 ot)	Albany, NY



Dec. 6	Niagara	W	81-69	Albany, NY	Jan. 24	Niagara	W	82-65	Albany, NY
Dec. 9	Rider	W	87-79	Albany, NY	Jan. 26	Iona	W	69-68	Albany, NY
Dec. 23	at Buffalo	L	64-69	Buffalo, NY	Jan. 29	Canisius	W	91-73	Albany, NY
Dec. 28	Tennessee State	W	81-69	Albany, NY	Feb. 2	at Saint Peter's	W	74-63	Jersey City, NJ
Dec. 30	at Maryland	L	75-94	College Park, MD	Feb. 7	at Rider	L	88-90	Lawrenceville, NJ
Jan. 3	at Canisius	W	78-60	Buffalo, NY	Feb. 9	Loyola	W	73-60	Albany, NY
Jan. 5	at Niagara	W	92-81	Niagara, NY	Feb. 12	Manhattan	W	93-69	Albany, NY
Jan. 9	Loyola	L	87-94 (ot)	Albany, NY	Feb. 16	at Iona	W	75-60	New Rochelle, NY
Jan. 11	Canisius	W	70-48	Albany, NY	Feb. 21	Northern Iowa (BB)	W	81-75	Albany, NY
Jan. 15	Marist	L	75-84 (ot)	Albany, NY	Feb. 27	at Niagara	L	85-100	Niagara, NY
Jan. 19	Fairfield	L	67-72	Albany, NY	Mar. 1	at Canisius	W	78-74	Buffalo, NY
Jan. 21	at Manhattan	W	80-69	Riverdale, NY	Mar. 7	Canisius (MAAC)	W	77-52	Albany, NY
Jan. 23	NJIT	W	87-63	Albany, NY	Mar. 8	Fairfield (MAAC)	W	80-65	Albany, NY
Jan. 27	at Rider	L	78-84	Lawrenceville, NJ	Mar. 9	Niagara (MAAC)	W	77-70	Albany, NY
Jan. 29	at Loyola	L	71-72	Baltimore, MD	Mar. 20	vs. Ohio State (NCAA)	W	74-72 (2 ot)	Dayton, OH
Feb. 1	Iona	W	61-60	Albany, NY	Mar. 22	vs. Louisville (NCAA, 1st)	L	72-79	Dayton, OH
Feb. 4	Saint Peter's	W	66-50	Albany, NY					
Feb. 9	at Iona	W	71-53	New Rochelle, NY					
Feb. 11	at Saint Peter's	W	82-65	Jersey City, NJ					
Feb. 14	at Fairfield	W	69-64	Fairfield, CT					
Feb. 17	James Madison (BB)	W	77-66	Albany, NY					
Feb. 22	Manhattan	W	78-61	Albany, NY					
Feb. 24	at Marist	L	88-98 (ot)	Poughkeepsie, NY					
Mar. 3	vs. Manhattan (MAAC)	W	75-72	Bridgeport, CT					
Mar. 4	vs. Marist (MAAC)	W	86-78	Bridgeport, CT					
Mar. 5	vs. Niagara (MAAC)	L	79-83	Bridgeport, CT					

2007-08 (23-11, 13-5)

Date	Opponent	W/L	Score	Location
Nov. 9	at James Madison	L	88-100	Harrisonburg, VA
Nov. 12	at Syracuse (NIT)	L	89-97	Syracuse, NY
Nov. 13	Farleigh Dickinson (NIT)	W	88-66	Syracuse, NY
Nov. 17	Stanford (20th)	W	79-67	Albany, NY
Nov. 25	at Cornell	L	77-83	Ithaca, NY
Dec. 1	Albany	W	75-71	Albany, NY
Dec. 7	at Fairfield	W	74-61	Fairfield, CT
Dec. 9	Iona	W	81-76	Albany, NY
Dec. 22	Holy Cross	W	84-77	Albany, NY
Dec. 28	Saint Joseph's	L	68-74	Albany, NY
Dec. 31	Dartmouth	W	89-54	Albany, NY
Jan. 3	at Memphis	L	58-102	Memphis, TN
Jan. 6	Saint Peter's	W	79-56	Albany, NY
Jan. 8	Fairfield	L	52-53	Albany, NY
Jan. 11	at Niagara	W	94-84	Niagara, NY
Jan. 13	at Canisius	W	72-44	Buffalo, NY
Jan. 17	Manhattan	W	69-56	Albany, NY
Jan. 21	Canisius	W	77-49	Albany, NY
Jan. 24	at Loyola	L	56-85	Baltimore, MD
Jan. 27	at Iona	W	64-51	New Rochelle, NY
Feb. 2	Rider	L	75-89	Albany, NY
Feb. 4	Marist	W	76-72	Albany, NY
Feb. 8	at Marist	W	97-88 (ot)	Poughkeepsie, NY
Feb. 10	at Rider	W	80-77	Lawrenceville, NJ
Feb. 16	Loyola	L	76-83	Albany, NY
Feb. 18	at Manhattan	L	72-73	Riverdale, NY
Feb. 23	at Boise State (BB)	W	93-70	Boise, ID
Feb. 29	Niagara	W	94-78	Albany, NY
Mar. 2	at Saint Peter's	W	77-64	Jersey City, NJ
Mar. 8	Manhattan (MAAC)	W	66-58	Albany, NY
Mar. 9	Loyola (MAAC)	W	65-63	Albany, NY
Mar. 10	Rider (MAAC)	W	74-53	Albany, NY
Mar. 21	vs. Vanderbilt (NCAA, 16th)	W	83-62	Tampa, FL
Mar. 23	vs. Villanova (NCAA)	L	72-84	Tampa, FL

2008-09 (27-8, 16-2)

Date	Opponent	W/L	Score	Location
Nov. 17	Boise State	W	82-52	Albany, NY
Nov. 22	Cornell	W	74-56	Albany, NY
Nov. 27	vs. Tennessee (OSC, 12th)	L	64-78	Lake Buena Vista, FL
Nov. 28	vs. Wichita State (OSC)	L	70-72	Lake Buena Vista, FL
Nov. 30	vs. Oklahoma State (OSC)	L	68-77	Lake Buena Vista, FL
Dec. 3	at Loyola	W	75-68	Baltimore, MD
Dec. 6	Albany	W	71-64	Albany, NY
Dec. 9	Marist	W	77-60	Albany, NY
Dec. 17	at Pittsburgh (3rd)	L	66-79	Pittsburgh, PA
Dec. 23	Buffalo	W	71-60	Albany, NY
Dec. 28	at Saint Joseph's	W	75-74	Philadelphia, PA
Dec. 30	at Holy Cross	W	83-71	Worcester, MA
Jan. 1	Fairfield	W	87-81	Albany, NY
Jan. 4	Saint Peter's	W	65-52	Albany, NY
Jan. 6	at Kansas	L	84-91	Lawrence, KS
Jan. 9	Rider	W	91-81	Albany, NY
Jan. 11	at Manhattan	W	68-64	Riverdale, NY
Jan. 15	at Marist	W	91-85 (ot)	Poughkeepsie, NY
Jan. 17	at Fairfield	W	78-62	Fairfield, CT

2009-10 (27-7, 17-1)

Date	Opponent	W/L	Score	Location
Nov. 13	at Tennessee State	W	85-69	Nashville, TN
Nov. 17	Northeastern	W	59-53	Albany, NY
Nov. 21	at Temple	L	69-73	Philadelphia, PA
Nov. 24	Delaware	W	90-56	Albany, NY
Nov. 27	vs. St. John's (PHC)	L	68-77	Philadelphia, PA
Nov. 28	vs. Brown (PHC)	W	99-79	Philadelphia, PA
Dec. 2	at Georgia Tech (23rd)	L	61-74	Atlanta, GA
Dec. 5	Albany	W	83-54	Albany, NY
Dec. 7	at Iona	W	73-60	New Rochelle, NY
Dec. 12	at UNI	L	65-82	Cedar Falls, IA
Dec. 23	Rider	W	84-62	Albany, NY
Dec. 29	Saint Joseph's	W	92-75	Albany, NY
Dec. 31	Saint Peter's	W	64-53	Albany, NY
Jan. 2	Mount St. Mary's	W	79-76 (ot)	Albany, NY
Jan. 4	at Loyola	W	76-56	Baltimore, MD
Jan. 9	Niagara	W	83-65	Albany, NY
Jan. 11	Canisius	W	82-70	Albany, NY
Jan. 16	at Fairfield	W	81-73	Fairfield, CT
Jan. 18	Manhattan	W	83-68	Albany, NY
Jan. 21	Loyola	W	67-61	Albany, NY
Jan. 24	at Manhattan	W	66-58	Riverdale, NY
Jan. 28	at Saint Peter's	W	66-58	Jersey City, NJ
Jan. 30	at Marist	W	79-60	Poughkeepsie, NY
Feb. 5	Iona	W	88-68	Albany, NY
Feb. 8	Fairfield	W	69-67	Albany, NY
Feb. 12	at Niagara	L	74-87	Niagara, NY
Feb. 14	at Canisius	W	74-57	Buffalo, NY
Feb. 20	at Butler (BB, 20th)	L	53-70	Indianapolis, IN
Feb. 26	at Rider	W	80-54	Lawrenceville, NJ
Feb. 28	Marist	W	76-51	Albany, NY
Mar. 6	Manhattan (MAAC)	W	78-61	Albany, NY
Mar. 7	Rider (MAAC)	W	72-62	Albany, NY
Mar. 8	Fairfield (MAAC)	W	72-65 (ot)	Albany, NY
Mar. 19	vs. Purdue (NCAA, 10th)	L	64-72	Spokane, WA

IOWA

2010-11 (11-20, 4-14)

Date	Opponent	W/L	Score	Location
Nov. 14	South Dakota State	L	69-79	Iowa City, IA
Nov. 16	UL-Monroe	W	68-40	Iowa City, IA
Nov. 19	vs. Xavier (PJ)	L	73-86	St. Thomas, USVI
Nov. 20	vs. Alabama (PJ)	W	55-47	St. Thomas, USVI
Nov. 22	vs. Long Beach State (PJ)	L	72-78	St. Thomas, USVI
Nov. 26	SIU-Edwardsville	W	111-50	Iowa City, IA
Nov. 30	at Wake Forest (ACC)	L	73-76	Winston-Salem, NC
Dec. 4	Idaho State	W	70-53	Iowa City, IA
Dec. 7	Northern Iowa	W	51-39	Iowa City, IA
Dec. 10	Iowa State	L	72-75	Iowa City, IA
Dec. 18	at Drake	W	59-52	Des Moines, IA
Dec. 21	Louisiana Tech	W	77-58	Iowa City, IA
Dec. 29	Illinois (23rd)	L	77-87	Iowa City, IA
Jan. 4	Ohio State (2nd)	L	68-73	Iowa City, IA
Jan. 9	at Purdue (10th)	L	52-75	West Lafayette, IN
Jan. 12	Northwestern	L	71-90	Iowa City, IA
Jan. 16	at Minnesota (25th)	L	59-69	Minneapolis, MN
Jan. 19	at Ohio State (1st)	L	48-70	Columbus, OH
Jan. 23	Indiana	W	91-77	Iowa City, IA
Jan. 26	at Penn State	L	51-65	State College, PA
Jan. 30	at Michigan	L	73-87	Ann Arbor, MI
Feb. 2	Michigan State	W	72-52	Iowa City, IA
Feb. 5	at Indiana	W	64-63	Bloomington, IN
Feb. 9	Wisconsin (13th)	L	59-62 (ot)	Iowa City, IA
Feb. 13	Minnesota (25th)	L	45-62	Iowa City, IA
Feb. 17	at Northwestern	L	70-73	Evanston, IL
Feb. 19	Michigan	L	72-75 (ot)	Iowa City, IA
Feb. 26	at Illinois	L	68-81	Champaign, IL



Mar. 2	at Michigan State	L	66-85	East Lansing, MI
Mar. 5	Purdue (6th)	W	67-65	Iowa City, IA
Mar. 10	vs. Michigan State (BTT)	L	61-66	Indianapolis, IN

2011-12 (18-17, 8-10)

Date	Opponent	W/L	Score	Location
Nov. 11	Chicago State	W	96-53	Iowa City, IA
Nov. 14	North Carolina A&T	W	95-79	Iowa City, IA
Nov. 17	Northern Illinois	W	88-55	Iowa City, IA
Nov. 20	vs. Creighton	L	59-82	Des Moines, IA
Nov. 23	Campbell	L	61-77	Iowa City, IA
Nov. 26	IPFW	W	82-72	Iowa City, IA
Nov. 29	Clemson (ACC)	L	55-71	Iowa City, IA
Dec. 3	Brown	W	75-54	Iowa City, IA
Dec. 6	at Northern Iowa	L	60-80	Cedar Falls, IA
Dec. 9	at Iowa State	L	76-86	Ames, IA
Dec. 17	Drake	W	82-68	Iowa City, IA
Dec. 19	Central Arkansas	W	105-64	Iowa City, IA
Dec. 22	Boise State	W	81-72	Iowa City, IA
Dec. 28	Purdue	L	76-79	Iowa City, IA
Dec. 31	at Wisconsin (11th)	W	72-65	Madison, WI
Jan. 4	at Minnesota	W	64-62	Minneapolis, MN
Jan. 7	Ohio State (6th)	L	47-76	Iowa City, IA
Jan. 10	at Michigan State (10th)	L	61-95	East Lansing, MI
Jan. 14	Michigan (13th)	W	75-59	Iowa City, IA
Jan. 17	at Purdue	L	68-75	West Lafayette, IN
Jan. 26	Nebraska	L	73-79	Iowa City, IA
Jan. 29	at Indiana (16th)	L	89-103	Bloomington, IN
Feb. 1	Minnesota	W	63-59	Iowa City, IA
Feb. 4	Penn State	W	77-64	Iowa City, IA
Feb. 9	at Northwestern	L	64-83	Evanston, IL
Feb. 16	at Penn State	L	64-69	University Park, PA
Feb. 19	Indiana (18th)	W	78-66	Iowa City, IA
Feb. 23	Wisconsin (15th)	W	67-66	Iowa City, IA
Feb. 26	at Illinois	L	54-65	Champaign, IL
Feb. 29	at Nebraska	W	62-53	Lincoln, NE
Mar. 3	Northwestern	L	66-70	Iowa City, IA
Mar. 8	vs. Illinois	W	64-61	Indianapolis, IN
Mar. 9	vs. Michigan State (8th)	L	75-92	Indianapolis, IN
Mar. 13	Dayton (NIT)	W	84-75	Iowa City, IA
Mar. 18	at Oregon (NIT)	L	97-108	Eugene, OR

2012-13 (25-13, 9-9)

Date	Opponent	W/L	Score	Location
Nov. 9	UT-Pan American	W	86-55	Iowa City, IA
Nov. 12	Central Michigan	W	73-61	Iowa City, IA
Nov. 15	Howard	W	66-36	Iowa City, IA
Nov. 17	Gardner-Webb	W	65-56	Iowa City, IA
Nov. 20	vs. Western Kentucky (CAN)	W	63-55	Cancun, Mexico
Nov. 21	vs. Wichita State (CAN)	L	63-75	Cancun, Mexico
Nov. 27	at Virginia Tech (ACC)	L	79-95	Blacksburg, VA
Dec. 1	A&M-Corpus Christi	W	88-59	Iowa City, IA
Dec. 4	South Dakota	W	87-63	Iowa City, IA
Dec. 7	Iowa State	W	80-71	Iowa City, IA
Dec. 15	vs. Northern Iowa	W	80-73	Des Moines, IA
Dec. 19	South Carolina State	W	90-46	Iowa City, IA
Dec. 22	Coppin State	W	80-50	Iowa City, IA
Dec. 31	Indiana (5th)	L	65-69	Iowa City, IA
Jan. 6	at Michigan (2nd)	L	67-95	Ann Arbor, MI
Jan. 10	Michigan State (18th)	L	59-62	Iowa City, IA
Jan. 13	at Northwestern	W	70-50	Evanston, IL
Jan. 19	Wisconsin	W	70-66	Iowa City, IA
Jan. 22	at Ohio State (14th)	L	63-72	Columbus, OH
Jan. 27	at Purdue	L	62-65 (ot)	West Lafayette, IN
Jan. 31	Penn State	W	76-67	Iowa City, IA
Feb. 3	at Minnesota (23)	L	59-62	Minneapolis, MN
Feb. 6	at Wisconsin	L	70-74 (2 ot)	Madison, WI
Feb. 9	Northwestern	W	71-57	Iowa City, IA
Feb. 14	at Penn State	W	74-72	University Park, PA
Feb. 17	Minnesota	W	72-51	Iowa City, IA
Feb. 23	at Nebraska	L	60-64	Lincoln, NE
Feb. 27	Purdue	W	58-48	Iowa City, IA
Mar. 2	at Indiana (1st)	L	60-73	Bloomington, IN
Mar. 5	Illinois	W	63-55	Iowa City, IA
Mar. 9	Nebraska	W	74-60	Iowa City, IA
Mar. 14	vs. Northwestern (BTT)	W	73-59	Chicago, IL
Mar. 15	vs. Michigan State (BTT, 7th)	L	56-59	Chicago, IL
Mar. 20	Indiana State (NIT)	W	68-52	Iowa City, IA
Mar. 22	Stony Brook (NIT)	W	75-63	Iowa City, IA
Mar. 27	at Virginia (NIT)	W	75-64	Charlottesville, VA
Apr. 2	vs. Maryland (NIT)	W	71-60	New York, NY
Apr. 4	vs. Baylor (NIT)	L	54-74	New York, NY

2013-14 (20-13, 9-9)

Date	Opponent	W/L	Score	Location
Nov. 8	UNC Wilmington	W	82-39	Iowa City, IA
Nov. 10	Nebraska-Omaha	W	83-75	Iowa City, IA
Nov. 14	Maryland Eastern Shore	W	109-63	Iowa City, IA
Nov. 17	Abilene Christian	W	103-41	Iowa City, IA
Nov. 22	Penn	W	86-55	Iowa City, IA
Nov. 28	vs. Xavier (B4A)	W	77-74 (ot)	Bahamas
Nov. 29	vs. UTEP (B4A)	W	89-53	Bahamas
Nov. 30	vs. Villanova (B4A)	L	83-88 (ot)	Bahamas
Dec. 3	Notre Dame (ACC)	W	98-93	Iowa City, IA
Dec. 7	vs. Drake (BF)	W	83-66	Des Moines, IA
Dec. 9	Fairleigh Dickinson	W	92-59	Iowa City, IA
Dec. 13	at Iowa State (16th)	L	82-85	Ames, IA
Dec. 22	Arkansas Pine Bluff	W	86-61	Iowa City, IA
Dec. 31	Nebraska	W	67-57	Iowa City, IA
Jan. 5	at Wisconsin (4th)	L	71-75	Madison, WI
Jan. 9	Northwestern	W	93-67	Iowa City, IA
Jan. 12	at Ohio State (3rd)	W	84-74	Columbus, OH
Jan. 19	Minnesota	W	94-73	Iowa City, IA
Jan. 22	at Michigan (21st)	L	67-75	Ann Arbor, MI
Jan. 25	at Northwestern	W	76-50	Evanston, IL
Jan. 28	Michigan State (6th)	L	69-71 (ot)	Iowa City, IA
Feb. 1	at Illinois	W	81-74	Champaign, IL
Feb. 4	Ohio State (25th)	L	69-76	Iowa City, IA
Feb. 8	Michigan (10th)	W	85-67	Iowa City, IA
Feb. 15	at Penn State	W	82-70	University Park, PA
Feb. 22	Wisconsin (16th)	L	74-79	Iowa City, IA
Feb. 25	at Minnesota	L	89-95	Minneapolis, MN
Feb. 27	at Indiana	L	86-93	Bloomington, IN
Mar. 2	Purdue	W	83-76	Iowa City, IA
Mar. 6	at Michigan State (22nd)	L	76-86	East Lansing, MI
Mar. 8	Illinois	L	63-66	Iowa City, IA
Mar. 13	vs. Northwestern (BTT)	L	62-67	Indianapolis, IN
Mar. 19	vs. Tennessee (NCAA)	L	65-78 (ot)	Dayton, OH

2014-15 (22-12, 12-6)

Date	Opponent	W/L	Score	Location
Nov. 14	Hampton	W	90-56	Iowa City, IA
Nov. 17	North Dakota State	W	87-56	Iowa City, IA
Nov. 20	vs. Texas (2K, 10th)	L	57-71	New York, NY
Nov. 21	vs. Syracuse (2K, 23rd)	L	63-66	New York, NY
Nov. 24	Pepperdine	W	72-61	Iowa City, IA
Nov. 26	Northern Illinois	W	70-49	Iowa City, IA
Nov. 29	Longwood	W	77-44	Iowa City, IA
Dec. 3	at North Carolina (ACC, 12th)	W	60-55	Chapel Hill, NC
Dec. 6	UM-Baltimore County	W	77-47	Iowa City, IA
Dec. 9	Alcorn State	W	67-44	Iowa City, IA
Dec. 12	Iowa State (13th)	L	75-90	Iowa City, IA
Dec. 20	vs. Northern Iowa (BF)	L	44-56	Des Moines, IA
Dec. 30	at Ohio State (18th)	W	71-65	Columbus, OH
Jan. 5	Nebraska	W	70-59	Iowa City, IA
Jan. 8	Michigan State	L	61-75	Iowa City, IA
Jan. 13	at Minnesota	W	77-75	Minneapolis, MN
Jan. 17	Ohio State (25th)	W	76-67	Iowa City, IA
Jan. 20	at Wisconsin (5th)	L	50-82	Madison, WI
Jan. 24	at Purdue	L	63-67	West Lafayette, IN
Jan. 31	Wisconsin (5th)	L	63-74	Iowa City, IA
Feb. 5	at Michigan	W	72-54	Ann Arbor, MI
Feb. 8	Maryland (16th)	W	71-55	Iowa City, IA
Feb. 12	Minnesota	L	59-64	Iowa City, IA
Feb. 15	at Northwestern	L	61-66 (ot)	Evanston, IL
Feb. 19	Rutgers	W	81-47	Iowa City, IA
Feb. 22	at Nebraska	W	74-46	Lincoln, NE
Feb. 25	Illinois	W	68-60	Iowa City, IA
Feb. 28	at Penn State	W	81-77 (ot)	University Park, PA
March 3	at Indiana	W	77-63	Bloomington, IN
March 7	Northwestern	W	69-52	Iowa City, IA
March 12	vs. Penn State (BTT)	L	58-67	Chicago, IL
March 20	vs. Davidson (NCAA)	W	83-52	Seattle, WA
March 22	vs. Gonzaga (NCAA, 7th)	L	68-87	Seattle, WA

2015-16 (22-11, 12-6)

Date	Opponent	W/L	Score	Location
Nov. 13	Gardner-Webb	W	76-59	Iowa City, IA
Nov. 15	Coppin State	W	103-68	Iowa City, IA
Nov. 19	at Marquette (GG)	W	89-61	Milwaukee, WI
Nov. 26	vs. Dayton (AI)	L	77-82	Orlando, FL
Nov. 27	vs. Notre Dame (AI, 17th)	L	62-68	Orlando, FL
Nov. 29	vs. Wichita State (AI, 20th)	W	84-61	Orlando, FL
Dec. 2	Florida State (ACC)	W	78-75 (ot)	Iowa City, IA
Dec. 5	UMKC	W	95-75	Iowa City, IA
Dec. 7	Western Illinois	W	90-56	Iowa City, IA



Dec. 10	at Iowa State (2nd)	L	82-83	Ames, IA
Dec. 19	vs. Drake (BF)	W	70-64	Des Moines, IA
Dec. 22	Tennessee Tech	W	85-63	Iowa City, IA
Dec. 29	Michigan State (1st)	W	83-70	Iowa City, IA
Jan. 2	at Purdue (14th)	W	83-71	West Lafayette, IN
Jan. 5	Nebraska	W	77-66	Iowa City, IA
Jan. 14	at Michigan State (4th)	W	76-59	East Lansing, MI
Jan. 21	at Rutgers	W	90-76	Piscataway, NJ
Jan. 17	Michigan	W	82-71	Iowa City, IA
Jan. 24	Purdue (23rd)	W	83-71	Iowa City, IA
Jan. 28	Maryland (7th)	L	68-74	College Park, MD
Jan. 31	Northwestern	W	85-71	Iowa City, IA
Feb. 3	Penn State	W	73-49	Iowa City, IA
Feb. 7	at Illinois	W	77-65	Champaign, IL
Feb. 11	at Indiana (22nd)	L	78-85	Bloomington, IN
Feb. 14	Minnesota	W	75-71	Iowa City, IA
Feb. 17	at Penn State	L	75-79	University Park, PA
Feb. 24	Wisconsin	L	59-67	Iowa City, IA
Feb. 28	at Ohio State	L	64-68	Columbus, OH
March 1	Indiana (11th)	L	78-81	Iowa City, IA
March 5	at Michigan	W	71-61	Ann Arbor, MI
March 10	vs. Illinois (BTT)	L	66-68	Indianapolis, IN
March 18	vs. Temple (NCAA)	W	72-70 (ot)	Brooklyn, NY
March 20	vs. Villanova (NCAA, 6th)	L	68-87	Brooklyn, NY

2016-17 (19-15, 10-8)

Date	Opponent	W/L	Score	Location
Nov. 11	Kennesaw State	W	91-74	Iowa City, IA
Nov. 13	Savannah State	W	116-84	Iowa City, IA
Nov. 16	Seton Hall (GG)	L	83-91	Iowa City, IA
Nov. 20	UT-Rio Grande Valley	W	95-67	Iowa City, IA
Nov. 25	vs. Virginia (ECC)	L	41-74	Niceville, FL
Nov. 26	vs. Memphis (ECC)	L	92-100	Niceville, FL
Nov. 29	at Notre Dame (ACC)	L	78-92	South Bend, IN
Dec. 3	Omaha	L	89-98	Iowa City, IA
Dec. 5	Stetson	W	95-68	Iowa City, IA
Dec. 8	Iowa State (25th)	W	78-64	Iowa City, IA
Dec. 17	vs. Northern Iowa (BF)	W	69-46	Des Moines, IA
Dec. 20	North Dakota	W	84-73	Iowa City, IA
Dec. 22	Delaware State	W	89-57	Iowa City, IA
Dec. 28	at Purdue (15th)	L	67-89	West Lafayette, IN
Jan. 1	Michigan	W	86-83 (ot)	Iowa City, IA
Jan. 5	at Nebraska	L	90-93 (2 ot)	Lincoln, NE
Jan. 8	Rutgers	W	83-78	Iowa City, IA
Jan. 12	Purdue (17th)	W	83-78	Iowa City, IA
Jan. 15	at Northwestern	L	54-89	Evanston, IL
Jan. 19	Maryland (25th)	L	76-84	Iowa City, IA
Jan. 25	at Illinois	L	64-76	Champaign, IL
Jan. 28	Ohio State	W	85-72	Iowa City, IA
Jan. 31	at Rutgers	W	83-63	Piscataway, NJ
Feb. 5	Nebraska	W	81-70	Iowa City, IA
Feb. 8	at Minnesota	L	89-101 (2 ot)	Minneapolis, MN
Feb. 11	at Michigan State	L	66-77	East Lansing, MI
Feb. 18	Illinois	L	66-70	Iowa City, IA
Feb. 21	Indiana	W	96-90 (ot)	Iowa City, IA
Feb. 25	at Maryland (24th)	W	83-69	College Park, MD
March 2	at Wisconsin (21st)	W	59-75	Madison, WI
March 5	Penn State	W	90-79	Iowa City, IA
March 9	vs. Indiana (BTT)	L	73-95	Washington, D.C.
March 15	South Dakota (NIT)	W	87-75	Iowa City, IA
March 17	TCU (NIT)	L	92-94 (ot)	Iowa City, IA

2017-18 (14-19, 4-14)

Date	Opponent	W/L	Score	Location
Nov. 10	Chicago State	W	95-62	Iowa City, IA
Nov. 12	Alabama State	W	92-58	Iowa City, IA
Nov. 16	Grambling State	W	85-74	Iowa City, IA
Nov. 20	vs. Louisiana (CIC)	L	71-80	Grand Cayman
Nov. 21	vs. South Dakota State (CIC)	L	72-80	Grand Cayman
Nov. 22	vs. UAB (CIC)	W	95-85	Grand Cayman
Nov. 28	at Virginia Tech (ACC)	L	55-79	Blacksburg, VA
Dec. 2	Penn State	L	73-77	Iowa City, IA
Dec. 4	at Indiana	L	64-77	Bloomington, IN
Dec. 7	at Iowa State	L	78-84	Ames, IA
Dec. 10	Southern	W	91-60	Iowa City, IA
Dec. 16	vs. Drake (BF)	W	90-64	Des Moines, IA
Dec. 19	Southern Utah	W	92-64	Iowa City, IA
Dec. 22	vs. Colorado	W	80-73	Sioux Falls, SD
Dec. 29	Northern Illinois	W	98-75	Iowa City, IA
Jan. 2	Michigan	L	68-75	Iowa City, IA
Jan. 4	Ohio State	L	81-92	Iowa City, IA
Jan. 7	at Maryland	L	73-91	College Park, MD
Jan. 11	at Illinois	W	104-97 (ot)	Champaign, IL

Jan. 17	at Rutgers	L	64-80	Piscataway, NJ
Jan. 20	Purdue (3rd)	L	64-87	Iowa City, IA
Jan. 23	Wisconsin	W	85-67	Iowa City, IA
Jan. 27	at Nebraska	L	84-98	Lincoln, NE
Jan. 30	Minnesota	W	94-80	Iowa City, IA
Feb. 3	at Penn State	L	58-82	University Park, PA
Feb. 6	Michigan State (4th)	L	93-96	Iowa City, IA
Feb. 10	at Ohio State (14th)	L	64-82	Columbus, OH
Feb. 14	at Michigan (21st)	L	59-74	Ann Arbor, MI
Feb. 17	Indiana	L	82-84	Iowa City, IA
Feb. 21	at Minnesota	L	82-86	Minneapolis, MN
Feb. 25	Northwestern	W	77-70	Iowa City, IA
Feb. 28	vs. Illinois (BTT)	W	96-87	New York, NY
March 1	vs. Michigan (BTT, 13th)	L	71-77 (ot)	New York, NY

2018-19 (23-12)

Date	Opponent	W/L	Score	Location
Nov. 8	UMKC	W	77-63	Iowa City, IA
Nov. 11	Green Bay	W	93-82	Iowa City, IA
Nov. 15	vs. Oregon (2K, 13th)	W	77-69	New York, NY
Nov. 16	vs. Connecticut (2K)	W	91-72	New York, NY
Nov. 21	Alabama State	W	105-78	Iowa City, IA
Nov. 27	Pittsburgh	W	69-68	Iowa City, IA
Nov. 30	Wisconsin (22nd)	L	66-72	Iowa City, IA
Dec. 3	at Michigan State (10th)	L	68-90	East Lansing, MI
Dec. 6	Iowa State	W	98-84	Iowa City, IA
Dec. 15	vs. Northern Iowa (BF)	W	77-54	Des Moines, IA
Dec. 18	Western Carolina	W	78-60	Iowa City, IA
Dec. 22	Savannah State	W	110-64	Iowa City, IA
Dec. 29	Bryant	W	72-67	Iowa City, IA
Jan. 3	at Purdue	L	70-86	West Lafayette, IN
Jan. 6	Nebraska (24th)	W	93-84	Iowa City, IA
Jan. 9	at Northwestern	W	73-63	Iowa City, IA
Jan. 12	Ohio State (16th)	W	72-62	Iowa City, IA
Jan. 16	at Penn State	W	89-82	University Park, PA
Jan. 20	Illinois	W	95-71	Iowa City, IA
Jan. 24	Michigan State (5th)	L	67-82	Iowa City, IA
Jan. 27	at Minnesota	L	87-92	Minneapolis, MN
Feb. 1	Michigan (5th)	W	74-59	Iowa City, IA
Feb. 7	at Indiana	W	77-72	Bloomington, IN
Feb. 10	Northwestern	W	80-79	Iowa City, IA
Feb. 16	at Rutgers	W	71-69	Piscataway, NJ
Feb. 22	Indiana	W	76-70 (ot)	Iowa City, IA
Feb. 26	at Ohio State	L	70-90	Columbus, OH
March 2	Rutgers	L	72-86	Iowa City, IA
March 7	at Wisconsin (21st)	L	45-65	Madison, WI
March 10	at Nebraska	L	91-93 (ot)	Lincoln, NE
March 14	vs. Illinois (BTT)	W	83-62	Chicago, IL
March 15	vs. Michigan (BTT, 10th)	L	53-74	Chicago, IL
March 22	vs. Cincinnati (NCAA, 22nd)	W	79-72	Columbus, OH
March 24	vs. Tennessee (NCAA, 6th)	L	77-83	Columbus, OH

2K -- 2K Classic

ACC -- ACC/Big Ten Challenge

AA -- Advocate Invitational (formerly known as Old Spice Classic)

BB -- Bracket Buster

BF -- Big Four Classic

B4A -- Battle 4 Atlantis

BTT -- Big Ten Tournament

CC -- Cornhusker Classic

CCH -- Cancun Challenge

CIC -- Cayman Islands Classic

ECC -- Emerald Coast Classic

GG -- Gavitt Games

HC -- Hawkeye Classic

ECCT -- East Coast Conference Tournament

MAAC -- Metro Atlantic Athletic Conference Tournament

MC -- Mutual Classic

NCAA -- NCAA Tournament

NIT -- National Invitational Tournament

PHC -- Philly Hoops Classic

PJ -- Paradise Jam

SC -- Southern Conference Tournament

WLKF -- WLKF Classic

Note: Number in parenthesis following opponent is national ranking



Kirk Speraw is in his tenth year as an assistant coach at Iowa. Speraw, who has over three decades of coaching experience, assists in all aspects of the program including recruiting, opponent scouting, practices, player development and game preparation.

Speraw has helped rejuvenate the Iowa basketball program since arriving at Iowa in 2010. Not only has the attendance at Carver-Hawkeye Arena increased by more than 50 percent, but Dillard has helped vault the program back to national prominence on a consistent basis. Iowa achieved its highest national since 1987, when it was ranked as high as No. 3 on Jan. 25, 2016, and was ranked in both major polls the final 11 weeks of the 2016. The Hawkeyes were nationally-ranked for 16 consecutive weeks this past season in 2018-19.



This past season the Hawkeyes amassed 23 victories, the program's second highest total in 13 seasons, closely behind 25 wins in 2013 when reaching the NIT championship game. Iowa has averaged 20 wins the last eight seasons, with its 163 victories between 2013-19 being the most over an eight-year span at Iowa since 1987-94.

Fran McCaffery and his coaching staff are the first in program history to win 18 or more games in six straight seasons (2012-17), while winning 20 games or more five of the last seven years. Francis and the Hawkeyes are one of just three teams to register upper division finishes in the Big Ten at least six of the last seven seasons, including a third place Big Ten finish, and winning a game in the NCAA Tournament three of the last five years.

The past nine years at Iowa Speraw helped coach 13 Hawkeyes to professional contracts, including Devyn Marble and Aaron White, who were selected by the Orlando Magic (2014) and Washington Wizards (2015) in the NBA Draft, respectively.

Speraw has helped mentor seven Hawkeyes to All-Big Ten status during his tenure, including four straight seasons with an honoree on the first team: Roy Devyn Marble (2014), Aaron White (2015), Jarrod Uthoff (2016), and Peter Jok (2017). In addition to the all-conference accolades, Uthoff and Jok were All-Americans. Dillard helped develop frontcourt players Gabriel Olaseni and Nicholas Baer, who were each voted Big Ten Sixth Man of the Year in 2015 and 2017, respectively. He also helped coach six All-Big Ten Freshman performers (Eric May in 2010; Melsahn Basabe in 2011; Aaron White in 2012; Jordan Bohannon and Tyler Cook in 2017; Joe Wieskamp in 2019).

Speraw was the primary assistant who worked with Iowa's perimeter players. In 2017, shooting guard Peter Jok became Iowa's fifth Big Ten scoring champion in school history, averaging 19.9 points per game. Jok also established new school free throw records in single-game makes (22), career percentage (.864), and single-season accuracy (.911).

Speraw also helped mentor point guard Jordan Bohannon to historic heights. Bohannon became Iowa's all-time leader in 3-pointers made as a junior in 2019, making 264 triples. He shattered the team's freshman single-season record in assists (175) and 3-pointers made (89). Jok and Bohannon combined for 174 triples, the most by a duo in a single season at Iowa. As a sophomore, Bohannon's production etched his name in the Hawkeye record books. Bohannon recorded three double-doubles as a sophomore to bring his career double-doubles in points and assists to a program-best six. He became the sixth Hawkeye in program history to total more than 400 points and 150 assists in a season. Bohannon is the only Division I player to total more than 150 assists and 80 3-pointers as a freshman and sophomore over the last 25 years. Lastly, he made 34 consecutive free throws to share Iowa's consecutive free throws made record with the legendary Chris Street.

Speraw, who is a Sioux City, Iowa, native was a two-time Hawkeye letterman (1978-79) who played for head coach Lute Olson. He was a member of the 1978-79 squad that won 20 contests and a Big Ten title. As a senior, he was named the team's most inspirational player.

As both an assistant and head coach, Speraw has mentored dozens of players who have played professionally, including Hawkeyes Ronnie Lester, Steve Krafcsisin, Vince Brookins, Steve Waite, Kenny Arnold, Kevin Boyle, Mark Gannon and Bobby Hansen.

Speraw began his coaching career with the Hawkeyes, serving as a graduate assistant with Iowa's 1979-80 team that advanced to the Final Four. The Hawkeyes went 23-8 that season. Speraw then moved to Denver University, where he was an assistant coach and recruiting coordinator for two years (1980-82).

Speraw joined the Hawkeyes after serving 17 years as head coach at the University of Central Florida (1993-2010). During his tenure, 18 of his players received all-league honors, including four first team honorees. Additionally, since the start of the 1993-94 season, 54 of Speraw's UCF student-athletes earned academic all-conference recognition.

His tenure included four NCAA Tournament berths (1994, '96, '04 and '05). In 2006-07, he was recognized as Conference USA Coach of the Year after guiding the Knights to 22 victories and a second place league finish. His most successful season at UCF was in 2003-04, when the Knights finished 25-6, received votes in the top 25 and won the Atlantic Sun championship, earning an automatic bid to the NCAA Tournament.

Prior to his head coaching job at UCF, he served as an assistant coach at the University of Florida for three seasons (1990-93) under Head Coach Lon Kruger. While on the Florida staff, the Gators participated in two NIT's, including advancing to the semifinals in 1992.

Prior to his three years in Gainesville, Speraw was the head coach at Pensacola Junior College (PJC) from 1987-90. At PJC, he led the Pirates to an 82-21 record and three consecutive Panhandle Conference titles. His 1989-90 team won 31 games and finished fifth nationally. The team's success that year earned Speraw national recognition. He was tabbed the NABC/Kodak National Junior College Coach of the Year, as well as the state's Coach of the Year.

Speraw also had a coaching stop at Florida Southern, serving as an assistant from 1982-87. The Moccasins posted a 100-46 record and made four appearances in the Division II NCAA Tournament, including a third-place finish in 1986.

Speraw and his wife, Tracy (an Iowa City native), have two sons, Drew and Dustin, and two daughters, Brooke and Bailey. Drew played for his dad at Central Florida for four years.





Sherman Dillard is in his tenth year with the University of Iowa men's basketball staff bringing a wealth of expertise on and off the court.

Dillard has helped rejuvenate the Iowa basketball program since arriving at Iowa in 2010. Not only has the attendance at Carver-Hawkeye Arena increased by more than 50 percent, but Dillard has helped vault the program back to national prominence on a consistent basis. Iowa achieved its highest national since 1987, when it was ranked as high as No. 3 on Jan. 25, 2016, and was ranked in both major polls the final 11 weeks of the 2016. The Hawkeyes were nationally-ranked for 16 consecutive weeks this past season in 2018-19.



This past season the Hawkeyes amassed 23 victories, the program's second highest total in 13 seasons, closely behind 25 wins in 2013 when reaching the NIT championship game. Iowa has averaged 20 wins the last eight seasons, with its 163 victories between 2013-19 being the most over an eight-year span at Iowa since 1987-94.

Fran McCaffery and his coaching staff are the first in program history to win 18 or more games in six straight seasons (2012-17), while winning 20 games or more five of the last seven years. Francis and the Hawkeyes are one of just three teams to register upper division finishes in the Big Ten at least six of the last seven seasons, including a third place Big Ten finish, and winning a game in the NCAA Tournament three of the last five years.

The past nine years at Iowa Francis helped coach 13 Hawkeyes to professional contracts, including Devyn Marble and Aaron White, who were selected by the Orlando Magic (2014) and Washington Wizards (2015) in the NBA Draft, respectively.

Dillard has helped mentor seven Hawkeyes to All-Big Ten status during his tenure, including four straight seasons with an honoree on the first team: Roy Devyn Marble (2014), Aaron White (2015), Jarrod Uthoff (2016), and Peter Jok (2017). In addition to the all-conference accolades, Uthoff and Jok were All-Americans. Dillard helped develop frontcourt players Gabriel Olaseni and Nicholas Baer, who were each voted Big Ten Sixth Man of the Year in 2015 and 2017, respectively. He also helped coach six All-Big Ten Freshman performers (Eric May in 2010; Melsahn Basabe in 2011; Aaron White in 2012; Jordan Bohannon and Tyler Cook in 2017; Joe Wieskamp in 2019).

Frontcourt players has enjoyed recent success under McCaffery and the coaching staff. This past season, Cook became just the ninth player in program history to total more than 1,300 points and 600 rebounds, while Luka Garza became just the third Hawkeye to amass more than 800 points and 350 rebounds through their sophomore year. Baer is the only Hawkeye to ever total more than 750 points, 500 rebounds, 100 assists, 100 steals, 100 blocks, and 100 three-pointers made. Additionally, Dillard helped mentor Jok in becoming Iowa's fifth Big Ten scoring champion in school history. Jok averaged 19.9 points per game, the most by a Hawkeye in 10 years.

Dillard has three decades of coaching experience, serving as a college assistant or head coach for 30 years. He spent his first 15 years as an assistant coach at three institutions. Dillard began his coaching career under Head Coach Lefty Driesell at Maryland, spending six seasons (1979-85). He helped coach the Terrapins to four 20-plus win seasons and six postseason appearances, including five NCAA Tournament berths. The 1980, 1984 and 1985 squads reached the Sweet 16, while the 1984 team won the ACC Tournament.

He then spent three years at California (1985-88) under Lou Campanelli, who was his collegiate coach at James Madison. The Bears posted two third-place Pac-10 finishes and two NIT appearances during his tenure in Berkeley. After three seasons at California, he returned to the ACC and Georgia Tech for six seasons (1988-94). While in Atlanta, he helped Head Coach Bobby Cremins lead the Yellow Jackets to six winning seasons and postseason appearances. Georgia Tech played in five NCAA Tournaments, including the Final Four in 1990 and Sweet 16 in 1992.

Dillard received his first head coaching opportunity at Indiana State of the Missouri Valley Conference (1994-97). During his three seasons in Terre Haute, the Sycamores improved each season and posted a 29-52 record. He then left Indiana State to return to his alma mater. He replaced Driesell, who served as head coach the previous nine seasons (1988-97). Dillard was the Dukes' head coach for seven years (1997-2004). He posted a 93-106 record, sharing a league title and recording three first-division finishes in the Colonial Athletic Association (CAA). During his tenure, he earned CAA Coach of the Year and NABC District Coach of the Year laurels. His 10-year head coaching record stands at 122-158.

Dillard, a three-time Academic All-American and four-time honorable mention All-American by the Associated Press, played guard at James Madison (1973-78). He led the Dukes in scoring in each of his four years (missed 1976-77 with an injury) and was the team's top rebounder as a freshman. Dillard is the second-leading scorer (2,065 points) in James Madison history, and his academic excellence merited him an NCAA post-graduate scholarship. After his collegiate career, he was drafted by the Indiana Pacers in the 1978 NBA Draft. Additionally, Dillard was honored as a CAA "Legend" in 2009.

Dillard worked as a basketball marketing representative for Nike for six years (2004-10). He served as Global Camp Director, responsible for administrative and operational facets of a series of highly acclaimed camps and academies sponsored by Nike. Those camps included the Nike All-America Camp and select skills academies hosted by NBA stars such as Kobe Bryant, Steve Nash, Vince Carter, Amaré Stoudemire and LeBron James (until January, 2009).

Dillard is a 1978 magna cum laude James Madison graduate earning a bachelor's degree in physical education and minor in business, and is a member of the school's sports hall of fame.

Dillard and his wife Dena have two sons, Ben (26) and Langston (24). His son Ben was a four-year letterwinner on the Arkansas-Little Rock basketball team.





Billy Taylor is in his first season as an assistant coach on head coach Fran McCaffery's staff at the University of Iowa.

Taylor joins the Hawkeye staff as an assistant coach after 18 years of collegiate coaching experience, including head coaching stints at Ball State, Lehigh, and Belmont Abbey. McCaffery coached Taylor as an assistant coach at Notre Dame (1992-95) and has been on the same staff as McCaffery on three different occasions.



Most recently, Taylor was Iowa's director of basketball operations for three seasons (2014-16), coordinating travel and carrying out the day-to-day activities of the basketball program. Iowa competed in the NCAA Tournament and had a first-team All-Big Ten honoree (Devyn Marble, Aaron White, Jarrod Uthoff) all three seasons of Taylor's tenure at Iowa.

Taylor was the top assistant for three seasons at UNC-Greensboro under McCaffery from 1999-02. The Spartans won the Southern Conference Championship and advanced to the NCAA Tournament with a 19-11 record in 2000-01, before posting a 20-10 mark and an NIT appearance in 2001-02.

Taylor served as an assistant coach at Notre Dame during the 1998-99 campaign alongside McCaffery and under head coach John MacLeod. He coordinated opponent scouting reports, game preparations, preseason and postseason skill development sessions.

Taylor returns to Iowa City after serving as head coach at Division II Belmont Abbey the last three seasons (2017-19). He guided the Crusaders to a 23-8 record last season, a 13-win improvement from his first year on the Crusaders sidelines. This past season, Taylor mentored DeQuan Abrom to the Conference Carolinas Player of the Year Award. Abrom, a junior, led the league in scoring, averaging 24.2 points per game and became just the second player in school history to top 700 points in a season. Taylor guided three players to all-conference recognition over the past three years.

Taylor was head coach for six seasons (2007-13) at Ball State. During his tenure, the Cardinals finished either first or second in the Mid-American Conference (MAC) West Division three times and advanced to the MAC Tournament semifinals twice. Taylor coached nine all-conference selections and also mentored a MAC All-Freshman Team member five straight seasons.

Prior to Ball State, Taylor spent five seasons as head coach at Lehigh (2002-07), where he was a two-time Patriot League Coach of the Year honoree. In his first season, Taylor was named Patriot League Coach of the Year after guiding the Mountain Hawks to the second-largest turnaround in the nation, improving on the previous year's record by 11 wins.

In 2003-04, Taylor led Lehigh to its first Patriot League regular season and tournament championships, as well as a trip to the NCAA tournament. For his efforts, Taylor earned the league's Coach of the Year honor for the second time in as many seasons, becoming the first coach since Gonzaga's Mark Few to win conference coach of the year honors in each of his first two seasons as a head coach.

In 2005-06, Lehigh posted the third-most wins in school history with its 19-12 overall mark and a school-record 11 Patriot League wins.



Taylor, who was recruited to Notre Dame by Digger Phelps, was a four-year letterwinner for the Irish. He started 79-of-112 games during his career and was the team captain as a senior. He scored 577 points and grabbed 300 rebounds, before graduating with a degree in accounting and computer applications in 1995. He also earned his CPA in 1998.

Taylor joins one of the most experienced collegiate basketball staffs in the country. Kirk Speraw, Sherman Dillard, Al Seibert, McCaffery, and Taylor have over 140 years of combined collegiate coaching experience.

Taylor and his wife, Avlon, have two daughters, Gavielle and Tamia, and a son, Savion.



Al Seibert is in his ninth season on the University of Iowa men's basketball coaching staff. Seibert spent five years as the team's video coordinator before being named director of operations prior to the 2016-17 season.

As operations director, Seibert works closely with the basketball staff, helping coordinate travel and carry out the day-to-day activities of the UI basketball program.



Seibert has assisted in the rise of the Hawkeye basketball program back to national prominence since 2012. Fran McCaffery and his coaching staff are the first in program history to win 18 or more games in six straight seasons (2012-17), while winning 20 games or more five of the last seven years. Seibert and the Hawkeyes are one of just three teams to register upper division finishes in the Big Ten at least six of the last seven seasons, including a third place Big Ten finish, and winning a game in the NCAA Tournament three of the last five years. This past season the Hawkeyes amassed 23 victories, the program's second highest total in 13 seasons, closely behind the 25 wins in 2013 when reaching the NIT championship game.

Seibert has 18 years of coaching experience, having most recently served as the head coach at the University of New Haven in West Haven, Connecticut, from 2005-10.

He was at the University of Hartford for five seasons, four as an assistant (2000-04) and one as associate head coach (2004-05). Seibert was the top assistant in 2002 when Hartford posted the second-best Division I turnaround. He also helped coach the Hawks to a top three finish in the America East Conference from 2002-04.

Seibert was also an assistant coach at Western Kentucky (1994-98). He helped coach the 1995 Western Kentucky team to the second round of the NCAA Tournament, a final national ranking of No. 18 and a 27-4 overall record, which was second only to national champion UCLA.

Other stops include one season as a volunteer assistant coach at Duquesne (1992-93) and working as a basketball administrative assistant at Pittsburgh (1993-94).

Seibert has worked individually with a number of athletes drafted in the NBA. In 1993, he worked with Derrick Alston (Duquesne University), who was a second round draft pick of the Philadelphia 76ers. The following spring, Seibert worked with Erik Mobley (University of Pittsburgh), who was the 16th overall selection of the Milwaukee Bucks in the 1994 NBA Draft. In 1996, he worked with Ben Davis (University of Arizona), who was a second round pick of the Phoenix Suns. Seibert also worked individually with Lee Nailon (TCU) in 1998-99, who was a second round selection by Charlotte.

Seibert worked as a college basketball recruiting expert for *Insiders Report* from 1998-2000.

He played collegiately at Frederick Community College (Md.) from 1981-83.

A native of Pittsburgh, Pennsylvania, Seibert earned his Bachelor of Arts degree in political science from Fredonia State University (N.Y.) in 1985.

Seibert is married to Rachel and has a daughter, Katie (22), who lives in Cedar Rapids, Iowa.



**DIRECTOR OF RECRUITING/
PLAYER DEVELOPMENT
COURTNEY ELDRIDGE**

Courtney Eldridge is in his third season on the Iowa staff. After serving as the program's video coordinator the previous two seasons, Eldridge was elevated to director of recruiting and player development in 2019.

Eldridge helped the Hawkeyes register 23 victories, the second most total in 13 seasons at Iowa, win an NCAA Tournament game for the third time in five years, and place in the upper half of the Big Ten standings for the sixth time in season years.

Eldridge helped the Hawkeyes register 23 victories, the second most total in 13 seasons at Iowa, win an NCAA Tournament game for the third time in five years, and place in the upper half of the Big Ten standings for the sixth time in season years.

Eldridge played basketball at UNC-Greensboro (UNCG) from 1998-2002, followed by a 12-year professional career in Brazil, Poland, Italy, Belarus, Turkey, and the Dominican Republic. In addition to working men's



basketball youth camps, he was a high school boys basketball coach at East Boston High School and Saint Joseph Prep School in Brighton, Massachusetts.

Eldridge helped the Spartans post three winning seasons during his career, including a 20-win campaign in 2001-02. He was part of the Spartans' 2001 NCAA Tournament team that won the Southern Conference Tournament title and finished with a 19-12 record. As a senior, he led the Spartans to the SoCon North Division co-championship and an appearance in the National Invitation Tournament (NIT) with a 20-11 record.

Eldridge was a two-time SoCon First Team selection (2001, 2002), as well as a two-time SoCon All-Tournament recipient (2001, 2002). He is the Spartans' all-time leader in assists (584) and is second in program history in steals (226). Eldridge holds the UNCG single-season records for assists (182 in 2002), and also owns the second (179) and eighth (142) highest marks in school history. He is the school record holder for steals in a season (82 in 2001) and also owns the third highest total (78 in 2002). Eldridge is 10th all-time in UNCG scoring history with 1,329 career points and third all-time with 395 career free throws made. Eldridge is one of three UNCG greats to have their jersey retired; his No. 23 jersey was retired on April 24, 2002.

Eldridge earned his college degree in business administration from UNCG in 2015.

**ASSISTANT DIRECTOR OF
OPERATIONS
KYLE DENNING**

Kyle Denning is in his fifth season on the Iowa basketball staff, his first as assistant director of basketball operations after serving as a graduate student manager the previous two years.

Two of the last three seasons while on staff, the Hawkeyes have finished in the upper division of the Big Ten, had a first-team All-Big Ten honoree, and won both an NCAA Tournament and NIT game. In 2016, Iowa was nationally ranked the final 11 weeks of the season, climbing as high as No. 3.

Denning is a recent University of Iowa graduate and former Hawkeye basketball student-athlete (2011-15), playing on four postseason teams, including back-to-back NCAA Tournament teams in 2014 and 2015, and NIT runner-ups in 2013.

The native of Cedar Falls, Iowa, was a walk-on for the first three years before earning an athletic scholarship his senior season. Denning played in 35 games at point guard, shooting at a 50 percent clip during his career.

Denning ran the team's scout team for four seasons and earned the team's Appreciation Award in 2015.

Denning graduated in May, 2015, with a degree in leisure studies from the University of Iowa. He completed his master's degree in sport and recreation management in May, 2019.

Denning is married to Margaret (Creeden) Denning.

**VIDEO COORDINATOR
THOMAS DEATSCH**

Thomas Deatsch, video coordinator, is in his seventh season with the Hawkeyes.

Deatsch assists with film breakdown and compiling player development edits. Deatsch also organizes in-depth statistical data and various analytic measures for the coaching staff.

Deatsch spent the last two years as a graduate student manager and the first four years a student manager. During his time on staff, the Hawkeyes competed in four NCAA tournaments and one NIT, and finished in the upper division five of the six seasons. In 2016, Iowa was nationally ranked the final 11 weeks of the season, climbing as high as No. 3.

The native of Tiffin, Iowa, served as a student manager for three years before being promoted to head student manager during his senior year. He assisted with video breakdown as well as various day-to-day operational tasks.

Deatsch graduated from the University of Iowa in May, 2017, earning a double major in sport and recreation management and sport studies. He also earned a minor in business administration. Deatsch completed his master's degree in sport and recreation management in May, 2019.



**ASSISTANT ATHLETIC TRAINER
BRAD FLOY**

Brad Floy is in his eighth season as the University of Iowa men's basketball athletic trainer.

Since returning to his alma mater, Floy has been on staff of six Hawkeye teams that have qualified for postseason competition, including NCAA Tournaments in four of the last six seasons. Iowa is one of just three teams to finish in the upper half of the Big Ten standings at least six of the last seven seasons (Michigan State and Wisconsin). The Hawkeyes won at least one game in postseason tournaments five of the last seven years, including NCAA Tournament wins over Davidson (2016), Temple (2017), and Cincinnati (2019), and reaching the NIT championship game in 2013.

Prior to being named to this position, Floy served as Assistant Athletic Trainer and Lecturer in the Department of Kinesiology at Fresno



State from 2008-12. He was responsible for the care and prevention of injuries as they relate to the Bulldog men's basketball and tennis programs.

A native of Clear Lake, Iowa, Floy spent the previous six years as a graduate assistant with the Hawkeye men's basketball team while earning his Bachelor's of Science and Master's of Science. He recently earned his Ph. D. in exercise science from Iowa in 2012.

He specializes in lower extremity injuries, bio mechanics and motor control of walking.

During Floy's tenure, the Hawkeyes achieved excellence at the highest level as regular postseason contenders. In 2006, the Hawkeyes won the Big Ten Tournament championship and earned a number-three seed in the NCAA Tournament. As a No. 10 seed, Iowa also made the NCAA Tournament in 2005, after going to three straight postseason NIT tournaments from 2002-04.

The 39-year-old Floy is married to Erin Floy, who works as a physical therapist.



Serving the needs of Iowa basketball and all the Hawkeye teams since 1975, the UI Sports Medicine team helps athletes and active people of all ages and skill levels from around the region heal from injuries and return to maximum performance. The UI Sports Medicine Clinic brings together experts and sports medicine specialists in orthopaedic surgery, primary care, physiatry, athletic training and rehabilitation. UI Sports Medicine provides the full spectrum of care for everyone from the active child and weekend warrior to the high level collegiate and professional athlete. UI Sports medicine opened in 2010 and is located near the University of Iowa Athletics Hall of Fame and the west athletics campus.

Backed by the Department of Orthopaedics and Rehabilitation, which is ranked among US News World Report magazine's top orthopaedic departments in the United States, the UI Sports Medicine team is dedicated to improving the understanding, prevention, treatment, and rehabilitation of patients with sports- and activity-related injuries. Orthopaedic surgeon Brian Wolf, M.D., Director of UI Sports Medicine Center and of Student Health Athletic Services, notes the sports medicine team's overall success depends on the following principles:

- Striving for the best possible overall long-term health and outcomes of all athletes and patients
- Expert examination, testing and diagnosis of injuries
- State of the art and research-based treatments including physical therapy, injection therapies and surgery
- Dedication to a safe, progressive and efficient recovery after injury

Here is a closer look at the members of Hawkeye men's basketball's health care team:

MATT BOLLIER, MD, M.S.



Dr. Bollier is the Congdon Professor in Orthopaedic Surgery, sports medicine fellowship director, and team physician at the University of Iowa.

He joined the University of Iowa Sports Medicine team in 2010 after completing a sports medicine fellowship at the University of Connecticut. In addition to caring for University of Iowa athletes, he performs knee and shoulder surgery on active patients of all ages.

Specific interests include rotator cuff repair, ACL reconstruction, meniscus repair, cartilage resurfacing, and knee cap issues.

He is actively involved in clinical and basic science research with numerous awards, publications, and honors.

Dr. Bollier graduated from Wheaton North High School in Wheaton, Illinois, before attending Loyola Stritch School of Medicine in Chicago. He completed orthopaedic surgery residency at Michigan State before traveling to the East Coast for sports medicine fellowship training.

Dr. Bollier and his wife Christy have four kids (Luke 15, Hailey 13, Addison 11, and Austin 8) who are very active in the Iowa City community and love cheering on the Hawkeyes.



BRITT MARCUSSEN, M.D.

Dr. Britt Marcussen completed his undergraduate and masters degrees in Anatomy and Cell Biology at the University of Iowa. He subsequently attended medical school at the University of Iowa Carver College of Medicine. He completed residency in Family Medicine at St. Francis-Mayo Family Medicine Residency in La Crosse Wisconsin, and completed a primary care sports medicine fellowship at the University of Iowa. He is currently an Associate Professor of Family Medicine.

His primary clinical interests are cardiac issues and female athlete triad in athletes. He currently participates as a team physician for the men's basketball, men's and women's tennis, and men's and women's gymnastics teams, and the

Hawkeye Spirit and Cheer squads at the University of Iowa. Marcussen is also the head team physician at Clear Creek Amana High School.



Back row (l-r): Manager Jarrett Knepper (Cascade, IA); Manager Patrick England (Naperville, IL); Manager Luke Slavens (Minnetonka, MN); Head Manager Lucas Pauley (Farragut, IA). **Front Row (l-r):** Manager Jack Devlin (Toronto, Canada); Manager Dylan Mihalke (Santa Monica, CA) Manager Alex Dickey (State Center, IA); Video Intern Eric Jacobsen (Iowa City, IA).



Shelly Deutsch
Secretary



Mel Sanders
Academic Coordinator



Mike Moriarity
Director, Video Productions



Jerry Palmer
Asst. Video Productions



Peggy Jenn
Equipment Manager



Bill Maxwell
Strength Training



Zoe Hicks
Athletic Training



Eddie Etsey
Director, I.T.



***3 -- Jordan Bohannon

Guard

6-1, 185, Senior

Marion, Iowa

Linn-Mar HS



Hawk Items -- School record holder in most 3-pointers made in a career (264), breaking the record in three years... 10th player in all of Division I basketball since 1992, to post at least 79 triples and 118 assists per season in each of his first three seasons... seventh Hawkeye to register three 100-assist seasons... led Big Ten in free throw percentage each of the last two seasons, missing only seven free throws in 20 league games as a junior (.901) and two as a sophomore (.872)... one of only four Big Ten players to lead the conference in free throw accuracy in consecutive seasons... enters senior season ranked 24th in career scoring at Iowa with 1,222 points... became the sixth underclassman to earn the team's prestigious Chris Street Award as a sophomore in 2018... earned the team's Top Playmaker Award each of his first three seasons... enters senior season having scored in double figures 59 times, including reaching 20 points 16 times... recorded a program-best six double-doubles in points and assists... his 79 three-pointers in 2018-19 are third most by an Iowa junior in program history... his free throw percentage of 87.2 percent and 118 assists rank third and ninth best, respectively, by an Iowa junior... only player nationally to post 150+ assists and 80+ 3-pointers as a freshman and sophomore over the last 25 years... one of three players from a major conference over the last 20 years with 300+ assists and 150+ 3-pointers through their sophomore season... his 96 3-pointers and 178 assists were second most in program history by a sophomore... his 90.4 free throw percentage ranks first in program history by a sophomore... scored the most points in his family, outscoring brothers Matt, Jason, and Zach.

2018-19 Honors -- Third-team All-Big Ten selection by the coaches and honorable mention by the media... earned the team's Top Playmaker Award. **2018-19** -- Started all 35 contests... netted 85 points over the final two minutes of regulation and two minutes of overtime to rank among the nation's best... led the team in assists (3.4) ranked third on the team in scoring (11.6)... netted double figures 20 times... made three of more 3-pointers a team-best 15 times... led team in assists a team-best 16 times... ranked second the Big Ten and 23rd nationally in free throw accuracy (.872, 102-of-117)... made a season-best 24 straight free throw attempts (Feb. 19-March 15)... ranked fourth in the Big Ten with a team-leading 79 3-pointers made, and seventh in assist-to-turnover-ratio (2.0) and assists (3.4)... scored Iowa's last 11 points in the final 90 seconds in road win over Indiana to tie a season-high 25 points... reached double-figures in both NCAA Tournament games, including a team-high 18 points against #6 Tennessee... completed Iowa's comeback home win over Northwestern by nailing a game-winning 3-pointer with 0.6 left on the clock after scoring all of his 15 points in the final 5:28... netted 17 points, all in the second half with three triples in overtime, to lead Iowa's overtime comeback home victory over Indiana... letterwinner.

2017-18 Honors -- Honorable mention All-Big Ten selection by the media... earned the team's Chris Street and Top Playmaker awards. **2017-18** -- Started all 33 contests... made 34 straight free throw attempts (Jan. 4-Feb. 25) to share Iowa's consecutive record with Chris Street (1993)... became sixth Hawkeye in program history to total more than 400 points and 150 assists in a season... ranked first on the team in assists (178) and 3-point shooting (96-of-223, .430), and second in scoring (13.5) and steals (2.2)... scored in double figures 22 times, including netting 20 points or more a team-best eight times... made all 10 FT attempts and drained five triples, scoring a game-high 29 points, in an overtime win at Illinois... one of six players nationally, and only player from a major conference, to make five or more 3-pointers in five straight true road games (Iowa State, Maryland, Illinois, Rutgers, Nebraska) over the last 20 years... credited with seven or more assists 10 times, including a season-best 11 versus Wisconsin... scored a career-best 30 points, bolstered by 6-of-8 shooting from 3-point range, in win over UAB... letterwinner.

2016-17 Honors -- All-Big Ten Freshman Team honoree... earned the team's Top Playmaker and co-Newcomer of the Year awards... Big Ten Freshman of the Week (Feb. 6 and March 5). **2016-17** -- Competed in all 34 games, starting the last 28

at point guard... one of only two freshmen nationally the last 25 years to register 175+ assists and 85+ 3-pointers... notched double-doubles in last three games of the season (Indiana; South Dakota; TCU)... first Hawkeye in history to post three consecutive double-doubles in points and assists... posted career bests in points (25) and assists (13) in NIT Second Round versus TCU... the 13 assists against the Horned Frogs tied for the fourth most in a single game in Iowa history... Iowa's freshman single-season 3-pt field goals record holder (89), shattering Matt Gatens' 52 set in 2009... his 175 assists are most by a Hawkeye freshman in a single-season, besting Jeff Horner's 140 in 2003... ranked first on the team in assists (175) and 3-pointers (89), and third in scoring (10.9) and steals (2.9)... made eight 3-pointers on 8-of-10 shooting from 3-point range in win at #24 Maryland (Feb. 25); the eight triples are the most by a freshman in a single game in Iowa history and one shy of the school record... tied Iowa Big Ten Tournament records in assists (10) and 3-pointers made (6) versus Indiana... his 372 points and 41.6 percentage from 3-point range rank sixth and second best, respectively, in Iowa freshman single-season annals... scored a then-personal best in scoring (23), 3-pointers (7), and assists (7) in first career start at Notre Dame... went 7-of-15 from long distance at Notre Dame; the 15 attempts ties for second most in a game in Iowa history... led team in assists a team-best 23 times... netted double digits 17 times, including reaching 20 points five times... shot 85.5 percent (47-of-55) from the free throw line... letterwinner.

High School -- 2016 Iowa Mr. Basketball and Iowa Gatorade Player of the Year playing for Linn-Mar High School... garnered first-team all-state and first-team all-league after averaging 25.8 points and 5.2 rebounds as a senior... shot at a 92 percent clip from the free throw line and 43 percent from 3-point range as a senior... led all of Iowa Class 4A with 593 points his senior season... holds Linn-Mar school record for career 3-pointers made, and career and single-season free throw percentage... led Linn-Mar to the Iowa Class 4A sub-state final... third all-time leading scorer at Linn-Mar and Metro... led team in team in scoring (17.7), assists (4.5), rebounds (4.5), and tied for steals while being named first team All-Metro and All-Conference, second team All-State, Metro Player of the Year as a junior... four-year starter on the basketball team and competed four years on varsity golf team... four-time basketball team captain... Academic All-Conference as a senior on the golf team.

Personal -- Born 6/19/97... interdepartmental studies major... parents are Gordy and Brenda Bohannon... has three older brothers, Jason, Zach, and Matt... Jason played basketball at Wisconsin; Zach played basketball at Air Force and Wisconsin; Matt played basketball at UNI... father was a quarterback at Iowa under coach Hayden Fry... high school coach was Chris Robertson... AAU coach was Hank Huddleson... AAU teammates with Iowa classmates Ryan Kriener and Cordell Pemsli.

BOHANNON'S FAVORITES

Movie: *American Sniper***TV Show:** *Prison Break***Pro Team(s):** Golden State Warriors**Snack:** Goldfish**Restaurant:** Granite City**Website:** ESPN.com**Hobbies:** Golf and playing video games**Celebrity:** Will Ferrell**Technological Gadget:** PS4

CAREER BESTS

Points:	30 vs. UAB, 11/22/17
Rebounds:	6, 3x, last vs. Tennessee, 3/24/19
FGM:	9 vs. UAB, 11/22/17
FGA:	18 at Notre Dame, 11/29/16
3-pt FG:	8 at Maryland, 2/25/17
3-pt FGA:	15 at Notre Dame, 11/29/16
FTM:	10, 2x, last vs. Nebraska, 1/6/19
FTA:	10, 4x, last vs. Nebraska, 1/6/19
Assists:	13 vs. TCU, 3/19/17
Steals:	6 vs. Pittsburgh, 11/27/18
Blocks:	1, 2x, last at Minnesota, 2/8/17
Minutes:	45 at Minnesota, 2/8/17

CAREER STATISTICS

YEAR	G/GS	FG-A	PCT	3-PT	PCT	FT-A	PCT	O-D=RB	AVG	PF-DI	AS	TO	BK	ST	PTS	AVG
Fresh.	34/28	118-304	.388	89-214	.416	47-55	.855	9-67=76	2.2	55-0	175	76	2	29	372	10.9
Soph.	33/33	137-324	.423	96-223	.430	75-83	.904	4-70=74	2.2	59-0	178	68	0	22	445	13.5
Junior	35/35	112-294	.381	79-206	.383	102-117	.880	11-73=84	2.4	61-0	118	58	0	23	405	11.6
TOTALS	102/96	367-922	.398	264-643	.411	224-255	.878	24-210=234	2.3	175-0	471	202	2	74	1,222	12.0



***15 - - Ryan Kriener

Forward

6-10, 255, Senior

Spirit Lake, Iowa

Spirit Lake HS



Hawk Items -- Enters his senior season having scored in double figures 11 times... led team in steals and blocked shots eight and 11 times, respectively, over his first three seasons... averaged 11.3 points, five rebounds, and one block in three games played during Iowa's European Tour in August, 2018.

2018-19 Honors -- Shared the team's Most Improved Player Award with Isaiah Moss. **2018-19** -- Competed in all 35 games, including two starts... posted single-season bests in nearly every statistical category... averaged 5.7 points and 3.0 rebounds... netted double figures seven times... led team in steals and blocks eight times each, and scoring and rebounding twice each... led team in rebounding for the first time in his career in win over Savannah State, grabbing a then career-best nine boards to go along with a season-high four assists... scored 14 points and rejected a career-high three shots in first career start in victory over Nebraska... posted first career double-double in home win over #5 Michigan, tying a career-high 15 points and grabbing a career high and team-high 10 rebounds... letterwinner.

2017-18 -- Saw action in 27 games... missed six contests due to multiple concussions... posted single-season bests in assists (26), steals (13), and scoring (96)... tallied double figures in two games (Minnesota, Michigan)... led squad with 14 points off the bench versus Big Ten Tournament champion Michigan in New York... scored a career-high 15 points, all in the second half, on 7-of-11 shooting from the field at Minnesota... tallied five crucial points in the second half and equaled a season high with four rebounds in overtime win at Illinois... netted five points and had three rebounds in victory over Northern Illinois... scored six points and led team in steals with two in win over Southern University... recorded five points, four rebounds, one block, and one steal before leaving game in the second half due to injury versus Penn State... dished out a career-best four assists in win over Alabama State... led team in steals (2) at Virginia Tech... netted five points, sinking second career 3-pointer, versus South Dakota State... led team in steals (2), assists (2), and blocked shots) versus Louisiana... letterwinner.

2016-17 -- Competed in 28 games... averaged 3.1 points, 2.2 rebounds, 0.4 assists, 0.3 blocks, and 0.2 steals... netted double figures twice and led team in blocked shots three times... grabbed five or more rebounds four times (Savannah State; UT Rio Grande Valley; Delaware State; Indiana)... posted a personal best with 14 points on 6-of-7 shooting from the field in two games (Northwestern, Ohio State)... played key role in win over #17/19 Purdue (six points and two rebounds in eight second-half minutes)... rejected a team-best and personal-best three shots in Iowa's win over Indiana (Feb. 21)... registered personal bests in scoring (14), minutes (22), and 3-pointers made (1) at Northwestern... blocked a personal-best three shots versus UT Rio Grande Valley... recorded six points, three rebounds, and one steal in season opening win over Kennesaw State... letterwinner.

High School -- Amassed 1,320 points and 550 rebounds at Spirt Lake High School... averaged 22.4 points and 11.8 rebounds, earning first-team all-state and all-conference laurels... named to the 2016 IBCA All-Star Team... 2015 all-conference and second-team all-state honoree... two-time All-Region team for state tournament... averaged 19.8 points, while shooting at a 71 percent (204-of-286) clip from the field, and 8.5 rebounds as a junior... tallied a career-high 40 points against Estherville Lincoln Central his junior season... averaged 18 points and 15 rebounds on the 2015 AAU National and State Martin Brother's squad... Premier League Champion... member of the 2014 AAU State Champion Barnstormers team... 2015 Big Shots All-American and named to Big Shots All-Tournament team... 2015 state track qualifier in the high jump.

Personal -- Born 4/24/98... sport and recreation management major... parents are Rich and Nancy Kriener... has one brother (Tyler) and one sister (Mikia)... father played basketball at Mankato State... mother was a cheerleader at Mankato State... high school coach was Dr. David Smith... AAU coach was Hank Huddleson... AAU teammates with Iowa classmates Cordell Pems and Jordan Bohannon.

KRIENER'S FAVORITES

Movie: *Semi-Pro*

TV Show: *Walking Dead*

Cartoon: *Family Guy*

Restaurant: Chipotle

Band/Musician: Drake

Dessert: Cookies and ice cream

Hobbies: Netflix and playing video games

Technological Gadget: iPhone

Holiday: Boys Week

Celebrity: Will Ferrell

CAREER BESTS

Points:	15, 3x, last vs. Michigan, 2/1/19
Rebounds:	10 vs. Michigan, 2/1/19
FGM:	7 at Minnesota, 2/21/18
FGA:	11 at Minnesota, 2/21/18
3-pt FG:	2 at Penn State, 1/16/19
3-pt FGA:	3, 3x, last at Penn State, 1/16/19
FTM:	4, 2x, last vs. Rutgers, 3/2/19
FTA:	4, 2x, last vs. Rutgers, 3/2/19
Assists:	5 at Penn State, 1/16/19
Steals:	2, 6x, last vs. Nebraska, 1/6/19
Blocks:	3, 3x, last vs. Nebraska, 1/6/19
Minutes:	26, 2x, last vs. Nebraska, 1/6/19

CAREER STATISTICS

YEAR	G/GS	FG-A	PCT	3-PT	PCT	FT-A	PCT	O-D=RB	AVG	PF-DI	AS	TO	BK	ST	PTS	AVG
Fresh.	28/0	38-69	.551	1-5	.200	9-15	.600	16-45=61	2.2	39-0	11	18	9	6	86	3.1
Soph.	27/0	43-78	.551	2-10	.200	8-21	.381	19-33=52	1.9	48-1	26	20	7	13	96	3.6
Junior	35/2	76-141	.539	9-27	.333	37-54	.685	30-74=104	3.0	61-0	25	35	12	15	198	5.7
TOTALS	90/2	157-288	.545	12-42	.286	54-90	.600	65-152=217	2.4	148-1	62	73	28	34	380	4.2

**4 - - Bakari Evelyn****Guard****6-2, 180, Redshirt Senior****Detroit, Michigan****Southfield Christian/****Hillcrest Academy (Ariz.)****Nebraska/Valparaiso**

2018-19 (Valparaiso) -- Competed in 32 games, including 14 starts... tied for first on the team in 3-pointers made (48), ranked second in assists (68) and fifth in scoring (8.4 ppg)... netted double figures 14 times, including nine of the first 12 games of the season... led team in steals and assists in six games, and scoring three times... led all scorers with a season-best 27 points in win at George Washington... led team with 16 points - 15 of which came after halftime -- in win over SIUE, including draining jumper with 11 seconds left to force overtime... helped cement win at UNLV making 7-of-8 from the foul line over the final four minutes... recorded 13 points, a team-best five assists and four steals - matching his career high - in win over the Runnin' Rebels... set new career highs for field goals made (10) and 3-pointers made (6) in win at George Washington... netted a team-high 10 points at Texas A&M... made big plays on back-to-back possessions late in win over Bradley, hitting 3-pointer to extend lead to eight points and then assisting on a dunk the next time down the floor... scored 13 points in regular season finale versus Evansville and against Indiana State in the MVC Tournament.

2017-18 (Valparaiso) -- Missouri Valley Conference All-Newcomer Team selection... only Crusader to start all 32 games, averaged 12.6 points per game to rank second on the team... led Crusaders with 93 assists... pushed scoring average to a team-best 14.1 points per game in MVC-only play while connecting at a 42.3 percent from 3-point range... scored in double figures 22 times, including four 20-point outbursts... scored 14 points and handed out season-high seven assists in win at SIUE... recorded six assists to go with 13 points in win over Kent State... followed the next night by exploding for career-high 30 points and eight rebounds in victory over UNC Wilmington... the 30 points marked a Valpo single-game high for the season... named co-MVP of the Savannah Invitational... made a season-high five 3-pointers (5-of-6) en route to 19 points at Indiana State... went 5-of-7 from the floor, including 4-of-5 from 3-point range, for 14 points in triumph over Southern Illinois... connected on four 3-pointers on his way to 19 points and four steals at UNI... scored 20 points in back-to-back games at Illinois State and against Indiana State... matched season best with four steals against the Redbirds... recorded season-high nine rebounds at Southern Illinois... finished with team-best 22 points in win over Illinois State, including four 3-pointers... posted 19 points in home finale against UNI.

2016-17 -- Sat out season due to NCAA transfer regulations.

2015-16 (Nebraska) -- Appeared in 18 games as a freshman... scored 24 points and grabbed nine rebounds... sank all eight of his free throw attempts... scored a season-best seven points in win over Mississippi Valley State... scored four points and grabbed two rebounds in Big Ten victory over Rutgers.

High School -- Played as a senior for Hillcrest (Ariz.) Academy, averaging 25.4 points, 5.3 rebounds and 4.3 assists per game... scored 30 or more points on three occasions... spent first three seasons at Southfield (Mich.) Christian, helping team to 73-7 record and three consecutive Class D state titles... averaged 17.4 points and 4.4 assists per game as a junior... first-team all-state as a sophomore.

Personal -- Born 2/7/97... earned sports management degree at Valparaiso... educational policy and leadership studies post-graduate program... parents are Gerald Evelyn and Cassandra Stone... has two older brothers, Tino and Corey... high school coaches were Nick Weaver and Josh Baker.

EVELYN'S FAVORITES

Movie(s): *He Got Game, The Count of Monte Cristo, Friday(s)*

TV Show(s): *The Boondocks*

Snack: Potato Chips

Hobbies: Hanging out with family and friends

Website: YouTube

Restaurant: J. Alexanders

Band/Musician(s): J. Cole

Pro Team: Los Angeles Lakers

Technological Gadget: iPhone

CAREER BESTS

Points:	30 vs. UNCW, 11/25/17
Rebounds:	9 at Southern Illinois, 2/3/18
FGM:	10 at George Washington, 12/8/18
FGA:	18 at Illinois State, 1/27/18
3-pt FG:	6 at George Washington, 12/8/18
3-pt FGA:	10 at UC Riverside, 12/20/17
FTM:	11 vs. UNCW, 11/25/17
FTA:	11 vs. UNCW, 11/25/17
Assists:	7 at SIUE, 11/15/17
Steals:	4, 3x, last at UNLV, 11/28/18
Blocks:	1, 6x, last at Southern Illinois, 1/12/19
Minutes:	39, 3x, last at Evansville, 2/2/19

CAREER STATISTICS

YEAR	G/GS	FG-A	PCT	3-PT	PCT	FT-A	PCT	O-D=RB	AVG	PF-DI	AS	TO	BK	ST	PTS	AVG
Fresh.	18/0	7-23	.304	2-15	.133	8-8	1.000	2-7=9	0.5	14-0	4	8	0	0	24	1.3
Soph.	32/32	140-312	.449	57-149	.383	65-85	.765	8-90=98	3.1	71-0	93	88	3	44	402	12.6
Junior	32/14	91-271	.336	48-157	.306	40-52	.769	10-66=76	2.4	61-1	68	64	3	18	270	8.4
TOTALS	82/46	238-606	.393	107-321	.333	113-145	.779	20-163=183	2.2	146-1	165	160	6	62	696	8.5



**55 - - Luka Garza

Center

6-11, 260, Junior

Washington, D.C.

Maret School



Hawk Items -- Enters his senior season having scored in double figures 40 times, including 20 points or more 12 times, and registering five double-doubles... one of three Hawkeyes to amass more than 800 points and 350 rebounds through their sophomore season (Aaron White, Jess Settles)... one of two Hawkeyes to total 400 points and 200 rebounds as a freshman (Jess Settles)... scored 400 points as a freshman, which ranks fourth best as an Iowa rookie... shot the basketball at a 55.7 percent clip, which ranks fifth best at Iowa for a freshman... his 211 rebounds are most by an Iowa rookie, while his 32 blocked shots rank sixth... led team averaging a double-double (22.5 points and 10.3 rebounds), shooting 70 percent from the field (34-of-48) and 80 percent (21-of-26) from the free throw line, on Iowa's four-game tour in Europe in August, 2018.

2018-19 Honors -- Honorable Mention All-Big Ten by the media... voted the 2K Empire Classic MVP... recipient of the Kenny Arnold Hawkeye Spirit Award.

2018-19 -- Competed in 32 games, starting 30... missed three games after suffering a sprained ankle in late-December... ranked second on the team in scoring (13.1) and fourth in rebounding (4.5)... ranked eighth in the Big Ten in free throw percentage (.804, 86-of-107)... reached 20 or more points a team-best eight times, including four straight games (at Penn State, Illinois, #6 Michigan State, at Minnesota), becoming the first Hawkeye to do so since Aaron White in 2015... reached double figures 20 times... led team in scoring nine times and blocks eight times... led Iowa in field goal percentage (.531, 156-of-294), ranking 10th in the conference... averaged 17 points and 6.5 rebounds in two wins at Madison Square Garden against #13 Oregon and Connecticut... posted only double-double of the season (22 points, 12 rebounds) in win at Penn State... netted a game-high 19 points in home win over #5 Michigan... reached double-digits in both NCAA Tournament games, including a game-high 20 points in Iowa's first round win over Cincinnati... became the sixth Hawkeye in history to have 20 points and seven rebounds in their NCAA Tournament debut... letterwinner.

2017-18 Honors -- Two-time Big Ten Freshman of the Week (Nov. 13 and Jan. 2)... earned the team's Newcomer of the Year Award. **2017-18** -- Competed in all 33 games, starting 26... ranked first on the team in blocked shots (32), second in rebounding (6.4), free throws made (92) and free throws attempted (135), and third in scoring (12.1)... first Hawkeye since Aaron White in 2012 to register at least four double-doubles as a freshman... posted double figures in scoring 20 times, including netting 15 points or more 13 times... led team in blocked shots and rebounding in 12 games... ranked second among Big Ten freshmen in rebounding (5.7), third in scoring (12.4), and fourth in field goal percentage (.539) in conference games only... was 16-of-39 (.410) from the foul line the first 10 games; made 76 of last 96 (.792) the last 23 games combined... led all scorers at #22/21 Michigan on Feb. 14, netting 22 points (10-16 FG, 2-2 FT)... netted a team-best 19 points, bolstered by 8-of-10 shooting from the field, against #3 Purdue... posted fourth double-double in win over Wisconsin (17 points, 16 rebounds); the 16 rebounds are the most by a Hawkeye in a single game since Adam Woodbury snagged 18 versus Wisconsin on Feb. 24, 2016... scored 17 of his 19 points in the second half and overtime, while also snagging 11 rebounds for his team-best third double-double in a come-from-behind overtime victory at Illinois... recorded personal bests in scoring (25), blocked shots (5), and 3-pointers (3) in win over Northern Illinois... letterwinner.

CAREER STATISTICS

YEAR	G/GS	FG-A	PCT	3-PT	PCT	FT-A	PCT	O-D=RB	AVG	PF-DI	AS	TO	BK	ST	PTS	AVG
Fresh.	33/26	146-262	.557	16-46	.348	92-135	.681	79-132=211	6.4	80-2	35	35	32	11	400	12.1
Soph.	32/30	156-294	.531	21-72	.292	86-107	.804	59-85=144	4.5	74-1	28	42	17	10	419	13.1
TOTALS	65/56	302-556	.543	37-118	.314	178-242	.736	138-217=355	5.5	154-3	63	77	49	21	819	12.6

High School -- Honored as the 2017 Gatorade D.C. Boys Basketball player of the Year... averaged 24.6 points, 11.7 rebounds, 2.5 blocks, and 1.1 assists as a senior to lead No. 17 Maret (26-5) to the championship game of the Mid-Atlantic Athletic Conference and the D.C. State Athletic Association playoffs... ranked No. 98 by ESPN.com and No. 93 by 247Sports.com... first team All-Met honoree as a senior... shot 69 percent from the field, including 48 percent from 3-point range as a senior... in his final game for the Frogs, Garza posted 37 points and 17 rebounds in a 77-66 loss to Gonzaga in the DCSAA final... named MVP of three All-Star games: Crab Ball Classic (27 points, 13 rebounds), Triple Threat Classic (22 points, 12 rebounds), and The Capital Classic (18 points, 14 rebounds)... leaves as the school's all-time leading scorer with 1,993 points... averaged 24.5 points, 12.6 rebounds, and 2.6 blocks as a junior... averaged 19.8 points and 9.8 rebounds his sophomore campaign... helped Maret earn back-to-back conference championships (22-8 in 2014 and 22-5 in 2015)... recognized as the 2014-15 Washington Post All-Met Most Improved Player... averaged 11.3 points and 6.5 rebounds in the 2016 EYBL.

Personal -- Born 12/27/98... economics major... parents are Frank and Sejla Garza... has one sister, Tesa... his father played basketball at the University of Idaho... his mother was a member of a Yugoslavian national basketball team... grandpa, James Halm, played basketball at the University of Hawai'i... uncle Teoman Alibegovic played basketball at Oregon State and is the Slovenian national team's all-time leading scorer... cousin Omar Alibegovic is a senior at St. John's... family is from Bosnia and Herzegovina... high school coach was Chuck Driesell... AAU coach was Keith Stevens.

GARZA'S FAVORITES

Movie: Godfather(s)

TV Show: *Game of Thrones*

Snack: BBQ chips

Hobbies: Play the Viola

Restaurant: Euro Foods

Band/Musician(s): Drake

Pro Team: Los Angeles Lakers

Technological Gadget: iPhone

Celebrity: LeBron James and Drake

Class: Math

Video Game: Fortnite

CAREER BESTS

Points:	25, 3x, last at Nebraska, 3/10/19
Rebounds:	16 vs. Wisconsin, 1/23/17
FGM:	10, 2x, last at Nebraska, 3/10/19
FGA:	16, 2x, last at Nebraska, 3/10/19
3-pt FG:	3, 2x, last at Minnesota, 1/27/19
3-pt FGA:	5, 3x, last vs. Northern Iowa, 12/15/18
FTM:	10 at Northwestern, 1/9/19
FTA:	11, 2x, last at Northwestern, 1/9/19
Assists:	3, 5x, last at Michigan State, 12/3/18
Steals:	3 vs. Drake, 12/16/17
Blocks:	5 vs. Northern Illinois, 12/29/17
Minutes:	35 at Nebraska, 3/10/19

****35 - - Cordell Pems****Forward****6-9, 248, Redshirt Junior****Dubuque, Iowa****Wahlert HS**

Hawk Items -- Enters redshirt junior season having scored in double figures 22 times, including netting 20 points or more once... registered one double-double... shot the ball at a 56 percent or better clip each of his first two seasons from the field.

2018-19 -- Saw action in two games (UMKC, Iowa State)... received medical redshirt after undergoing season-ending surgery on Dec. 18, 2018, to remove hardware near his knee from a previous surgery when he was in high school... registered eight points, six rebounds, one assist, and one block in win over Iowa State.

2017-18 -- Competed in 32 games... ranked fourth on the squad in rebounding, pulling down 4.5 per contest... led Iowa reserves in scoring, averaging 5.7 points per game... attempted at least one free throw in 24 games... missed Southern University game due to deep laceration of right leg sustained at Iowa State... amassed a single-season best 47 assists... posted game and career highs in rebounding (14) and assists (6) at Virginia Tech... led team in rebounding (7), while also scoring nine of his 11 points in the second half versus #4 Michigan State... snagged eight rebounds and scored six points in 26-point win over Drake... posted team highs in rebounding (8), assists (2), and blocks (2) while also scoring 10 points in win over Colorado... registered 10 points, three assists, and a team-best eight rebounds before leaving game due to injury at Iowa State... tallied a game-best 15 points in Iowa's win over Alabama State... shared team high assists honors with a season-best four in Iowa's win over UAB... letterwinner.

2016-17 -- Started 14 of 34 games at power forward... ranked fourth on the team in scoring (8.9) and rebounding (5.0)... ranked 29th nationally in field goal percentage (.617, 116-of-188)... his 61.7 percent shooting from the field established a new school single-season record, besting Russ Millard's 60.9 percent set in 1996... his 169 rebounds and 24 blocked shots rank eighth and ninth best, respectively, in Iowa freshman single season annals... netted double figures 15 times... made 25 of his last 38 field goal attempts (.658) over a span of Iowa's last seven contests... led team in blocks nine times and rebounding six times... credited with a personal-best four steals in win over South Dakota in the first round of the NIT... posted first career double-double (14 points, 11 rebounds), versus Indiana at the Big Ten Tournament... tied a personal best going 6-of-7 (.857) from the free throw line at Michigan State... posted 15 points, seven rebounds, and two steals in win at Rutgers... credited with a personal-best five assists in win over Ohio State... rejected a personal-best three shots and scored 13 points in home win over Rutgers... netted a personal-best 21 points in win over Stetson...

registered 18 points on 8-of-9 shooting from the field and 2-of-3 from the charity stripe in first career start (at Notre Dame)... made every shot in win over Savannah State (7-of-7 FG, 4-of-4 FT), while also grabbing a team-best nine rebounds... letterwinner.

High School -- Four-year letterwinner and three-year team captain on Wahlert High School... three-time first-team all-state and all-conference selection... won two Iowa Class 3A team championships (2014, 2015) and was runner-up in 2016... ranks first in school history with 1,611 career points, second in rebounding (878) and seven in assists (184)... totaled 576 points (third in school history) and 283 rebounds (seventh in school history) as a senior, earning first-team all-state, Class 3A, all-conference, and IBCA Sub State accolades... named 2016 Player of the Year by the IBCA, Dubuque Telegraph Herald, and Sports Spotlight (Class 3A)... voted the captain on the 2016 Iowa state all-tournament team... named to the 2016 Eastern Iowa All-Star Team, INA All-State Team, and Des Moines Register All-Iowa Elite Team... led Wahlert to two straight state championships... averaged 17.3 points per game as a junior before missing the final seven games due to injury... did not compete on the AAU circuit the summer of 2015 due to injury... also competed on the Wahlert High School golf and baseball teams for four and three years, respectively... named to the Iowa State Baseball Tournament All-Tournament team in 2014.

Personal -- Born 8/15/97... communication studies major... mother is Katy Pems... high school coach was Tom English... AAU coach was Hank Huddleson... AAU teammates with Iowa classmates Ryan Kriener and Jordan Bohannon... high school classmate with Riley Till.

PEMSL'S FAVORITES**Movie:** *Coach Carter***TV Show:** *Stranger Things***Pro Team(s):** Golden State Warriors**Snack:** Mac and Cheese**Restaurant:** Shorts**Website:** Nike.com**Musician:** Migos**Hobbies:** Playing Fortnite**Class:** Any communications class**Celebrity:** Will Smith**CAREER BESTS**

Points:	21 vs. Stetson, 12/5/16
Rebounds:	14 at Virginia Tech, 11/28/17
FGM:	9 vs. Stetson, 12/5/16
FGA:	12 vs. Indiana, 3/9/17
3-pt FG:	- - -
3-pt FGA:	1 vs. Seton Hall, 11/17/16
FTM:	7 vs. Wisconsin, 1/23/18
FTA:	8, 3x, last vs. Wisconsin, 1/23/18
Assists:	6 at Virginia Tech, 11/28/17
Steals:	4 vs. South Dakota, 3/15/17
Blocks:	3 vs. Rutgers, 1/8/17
Minutes:	34 at Nebraska, 1/5/17

CAREER STATISTICS

YEAR	G/GS	FG-A	PCT	3-PT	PCT	FT-A	PCT	O-D=RB	AVG	PF-DI	AS	TO	BK	ST	PTS	AVG
Fresh.	34/14	116-188	.617	0-1	.000	69-120	.575	61-108=169	5.0	84-0	37	53	24	25	301	8.9
Soph.	32/0	65-115	.565	0-0	.000	51-76	.671	37-107=144	4.5	53-0	47	45	10	7	181	5.7
Junior	2/0	2-3	.667	0-0	.000	4-4	1.000	3-5=8	4.0	5-0	2	5	1	0	8	4.0
TOTALS	68/14	183-306	.598	0-1	.000	124-200	.620	101-220=321	4.7	142-0	86	103	35	32	490	7.2

****20 - - Riley Till****Forward****6-7, 200, Redshirt Junior****Dubuque, Iowa****Wahlert HS**

Hawk Item -- Non-scholarship athlete his first three years, academically, before earning a scholarship following his redshirt freshman season (spring of 2019)... averaged two points and 1.3 rebounds in 19 total minutes of action on Iowa's four-game tour in Europe in August, 2018.

2018-19 -- Competed in 16 games... played six meaningful minutes, grabbing three offensive rebounds, blocking one shot and collecting an assist in win over #13 Oregon at 2K Empire Classic game in New York City... posted career highs in minutes (20), points (10), assists (2), steals (2), and field goals made and attempted (4-of-5) in win over Savannah State... scored two meaningful points during Iowa's second half comeback at Penn State... saw limited action in both of Iowa's Big Ten Tournament games... letterwinner.

2017-18 -- Saw limited action in eight games... scored two points in Iowa's win over Southern Utah... letterwinner.

2016-17 -- Redshirted.

High School -- Two-year starter on the Wahlert High School basketball team... averaged 10 points, four rebounds, three assists, 1.7 steals, and 1.1 blocks as a senior captain... helped Wahlert High School win an Iowa Class 3A state championship in 2015 and runner-up finish in 2016... second-team all-conference and third team INA all-state honoree as a senior... selected to the 2016 IBCA All-Star Game and Eastern Iowa All-Star Game... posted a 3.7 grade point average.

Personal -- Born 10/17/97... enterprise leadership major... parents are Marty and Shelley Till... older sister, Claire, who lettered on the basketball team at Iowa... brother-in-law is All-Pro tight end George Kittle of the San Francisco 49ers... high school coach was Tom English... high school classmate with Cordell Pemsl... competed on the AAU circuit for the Iowa Mavericks (2015) and Iowa Barnstormers (2016)... father played baseball at UNI... mother played basketball at Drake.

TILL'S FAVORITES**Movie:** *Coach Carter***TV Show:** *Impractical Jokers***Pro Teams:** San Francisco 49ers, Boston Celtics, Chicago Cubs**Snack:** Flaming Hot Cheetos**Restaurant:** Happy Joes**Musicians:** Drake, Chance The Rapper, RUN51, James Arthur**Hobbies:** Guitar, Entrepreneurship**Celebrities:** Will Smith, Kobe Bryant, Christian Bale, Chris Pratt**Technological Gadget:** iPhone**CAREER BESTS****Points:** 10 vs. Savannah State, 12/22/18**Rebounds:** 3, 2x, last vs. Savannah State, 12/22/18**FGM:** 4 vs. Savannah State, 12/22/18**FGA:** 5 vs. Savannah State, 12/22/18**3-pt FG:** - - -**3-pt FGA:** 2, 2x, last vs. Alabama State, 11/21/18**FTM:** 3 at Michigan State, 12/3/18**FTA:** 5 vs. Savannah State, 12/22/18**Assists:** 2, 2x, last at Wisconsin, 3/7/19**Steals:** 2 vs. Savannah State, 12/22/18**Blocks:** 1, 2x, last vs. Oregon, 11/15/18**Minutes:** 20 vs. Savannah State, 12/22/18**CAREER STATISTICS**

YEAR	G/GS	FG-A	PCT	3-PT	PCT	FT-A	PCT	O-D=RB	AVG	PF-DI	AS	TO	BK	ST	PTS	AVG
Fresh.	8/0	1-5	.200	0-4	.000	0-0	.000	0-1=1	0.1	2-0	0	1	0	2	2	0.3
Soph.	16/0	6-12	.500	0-3	.000	10-15	.667	5-4=9	0.6	12-0	5	3	2	5	22	1.4
TOTALS	24/0	7-17	.412	0-7	.000	10-15	.667	5-5=10	0.4	14-0	5	4	2	7	24	1.0

***30 - - Connor McCaffery**

Guard

6-5, 205, Redshirt Sophomore

Iowa City, Iowa

West HS



2018-19 Honors -- Academic All-Big Ten honoree... shared the team's Academic Excellence Award with Michael Baer. **2018-19** -- Competed in 34 games... averaged 4.4 points, 1.4 rebounds, and 3.0 assists... finished second on the team in assists (3.1), which tied for 12th most in the Big Ten... led team in assists 15 times and steals five times... netted double figures three times... ranked fifth in the Big Ten and 50th nationally in assist-to-turnover ratio (2.37)... credited with the assist on Iowa's three clutchest moments of the season (vs. Northwestern, at Rutgers, vs. Indiana)... tallied a season-best 19 points, bolstered by 9-of-11 at the free throw line, in 2K Empire Classic title game versus Connecticut... made 8-of-8 free throws down the stretch in win over in-state rival Iowa State... credited with a career-high eight assists twice, both against Illinois... registered a career-high three steals in road win over Indiana... recorded a team-high five assists in comeback home win over Northwestern, including the game-winning inbounds pass to Jordan Bohannon in the final second... letterwinner.

2017-18 Honors -- Fall Dean's List honoree... co-winner of the team's Academic Excellence Award. **2017-18** -- Played limited minutes in only four games with Iowa winning all four contests... missed first two games of the season due to sprained ankle... missed following eight contests due to mononucleosis... missed final 19 games after undergoing tonsillectomy on Dec. 26... played in first collegiate game on Dec. 10 in win over Southern University, collecting five points, four assists, three rebounds, and one steal... letterwinner.

High School -- Competed in seven Iowa state tournaments during his prep career at Iowa City West High School in basketball (4) and baseball (3)... four-year starter leading West HS to the state tournament all four years... led West HS as team captain to a 23-3 season and a Class 4A Basketball state title as a senior... led team in scoring (19.6 ppg) and rebounds (4.8 rpg), while also averaging 3.7 assists, and 1.8 steals per game his senior campaign... shot the basketball at a 52 percent clip from the field and 84 percent from the foul line as a senior... 2017 Des Moines Register Boys Basketball Player of the Year, Gazette-

area Player of the Year, All Iowa Player of the Year, Conference Player of the Year, and State Tournament Most Valuable Player... ranked No. 90 by ESPN.com and No. 116 by Rivals.com... paced West with 19 points and eight rebounds in 2017 state title game win over West Des Moines Valley and was named captain of the 4A all-tournament team... named to the Des Moines Register's All-Iowa Elite Team... averaged 15.5 points, 4.9 assists, and 3.5 rebounds leading his team to a Class 4A Basketball runner-up finish as a junior... hit .407 for West's state runner-up baseball team his junior year... led team with eight home runs and four triples to go along with 33 RBI and 10 doubles in 2016... member of the National Honor Society... academic all-state.

Personal -- Born 7/13/98... finance major... parents are Fran and Margaret McCaffery... has three younger siblings, Patrick, Marit, and Jonathan... father is Iowa's head men's basketball coach and played basketball at Wake Forest and Penn... mother was an All-American basketball player at Notre Dame... brother, Patrick, is a true freshman teammate... high school coach was Steve Bergman.

MCCAFFERY'S FAVORITES**Movie(s):** *Goodwill Hunting, Rocky***TV Show(s):** *Prison Break, Blacklist***Snack:** Popcorn**Hobbies:** Playing video games, watching Netflix**Website:** Nike.com**Restaurant:** Maggiano's**Band/Musician(s):** Drake**Pro Team:** Philadelphia Phillies**Technological Gadget:** iPhone**Celebrity:** Matt Damon**CAREER BESTS****Points:** 19 vs. Connecticut, 11/16/18**Rebounds:** 4 at Michigan State, 12/3/18**FGM:** 5 vs. Connecticut, 11/16/18**FGA:** 8 vs. Connecticut, 11/16/18**3-pt FG:** 1, 6x, last vs. Illinois, 3/14/19**3-pt FGA:** 3, 3x, last vs. Michigan, 3/15/19**FTM:** 9 vs. Connecticut, 11/16/18**FTA:** 11 vs. Connecticut, 11/16/18**Assists:** 8, 2x, last vs. Illinois, 3/14/19**Steals:** 3 at Indiana, 2/7/19**Blocks:** 1, 3x, last at Ohio State, 2/26/19**Minutes:** 29 vs. Connecticut, 11/16/18**CAREER STATISTICS**

YEAR	G/GS	FG-A	PCT	3-PT	PCT	FT-A	PCT	O-D=RB	AVG	PF-DI	AS	TO	BK	ST	PTS	AVG
Fresh.	4/0	2-3	.667	1-2	.500	3-4	.750	0-4=4	1.0	2-0	7	4	0	2	8	2.0
RS-Fresh.	34/0	35-97	.361	6-29	.207	73-97	.753	12-37=49	1.4	61-0	102	43	3	23	149	4.4
TOTALS	38/0	37-100	.370	7-31	.226	76-101	.752	12-41=53	1.4	63-0	109	47	3	25	157	4.1

***2 - - Jack Nunge****Forward****6-11, 245, Redshirt Sophomore****Newburgh, Indiana****Castle HS**

Hawk Items -- Averaged 6.8 points, 5.3 rebounds, 2.25 assists, a team-best 1.75 blocks, and 1.5 steals on Iowa's four-game tour in Europe in August, 2018.

2018-19 -- Redshirted... Academic All-Big Ten honoree... Spring Dean's List honoree.



2017-18 Honors -- Fall Dean's List honoree. **2017-18** -- Saw action in all 33 games, including 14 starts... ranked second on the team in blocked shots (25), fourth in steals (21), and fifth in scoring (5.7)... posted double figures in scoring seven times... led team in blocked shots nine times and steals in six games... led team in scoring, netting a season-best 18 points, while also grabbing a team-best five rebounds at #14 Ohio State... led team in blocks (2), while also making two 3-pointers and grabbing three rebounds in win over Minnesota... scored 11 points and denied a game and personal-best four shots in win over Southern University... grabbed a game-high eight rebounds to go along with 16 points at Iowa State... netted 12 points and snagged a team-best six rebounds at Indiana... rejected a game-best three shots and made only field goal attempt versus Penn State... netted double figures in three of Iowa's first six games (Chicago State, Grambling State, South Dakota State)... scored 14 points versus South Dakota State... posted season bests in scoring (17), rebounding (7), and 3-pointers made (3) in win over Grambling State... letterwinner.

High School -- Ranks third in Castle High School career scoring with 1,376 points... shot the basketball at a 60 percent clip from the field, including 40 percent from 3-point range, and 80 percent from the foul line as a prep... averaged 22.8 points, 11.6 rebounds, 3.5 blocks, and two steals per game as a senior... ranked No. 147 by Rivals.com... one of four finalists for Mr. Basketball in the state of Indiana in 2017... posted a team-best 19 double-doubles and had six games of 30+ points his senior campaign... led his high school team to an undefeated regular-season league championship, won the SIAC tournament title, Toyota Classic Tournament championship, and sectional and regional titles while going 24-4 his senior season... two-time first team ALL-SIAC and team MVP (junior and senior years)... three-time team captain... 2017 All-Metro (Evansville) Player of the Year... first team all-state, IBCA Su-

preme 15 Senior All-State team honoree, team captain of the Indiana All-Stars as a senior... earned first-team All-SIAC, IBCA Supreme 15 Underclassmen, and Indiana All Star-Core 6 honors following his junior campaign... recorded a team-best 18 double-doubles, and averaged 19.3 points (FG%: 57%, 3-pt FG%: 43%, FT%: 81%), 11.4 rebounds, and 3.7 blocks per game his junior season... also excelled in the classroom, boasting a 3.98 grade point average, ranked 20th in his class, and earned the Scholastic "C" Award all four years... member of the National Honor Society and Student Council... played with the Pocket City AAU basketball team.

Personal -- Born 2/20/99... accounting major... parents are Mark and Beth Nunge... has four siblings, Rebecca, Jessica, Joey, and Bobby... father, Mark, played basketball at the University of Rochester... mother, Beth, played basketball and softball at Central College... sister, Jessica, is a freshman volleyball athlete at Florida State University... high school coach was Brian Gibson... AAU coach was N.D. Kendrick.

NUNGE'S FAVORITES**Movie:** *Shawshank Redemption***TV Show:** *Game of Thrones***Pro Team(s):** Indianapolis Colts**Snack:** Oranges**Restaurant:** Pancheros**Hobby:** Playing Golf**Technological Gadget:** MacBook**Celebrity:** Kevin Durant**Candy:** Rolos**Book:** The Hunger Games**Class:** Math**CAREER BESTS****Points:** 18 at Ohio State, 2/10/18**Rebounds:** 8 at Iowa State, 12/7/17**FGM:** 7 at Iowa State, 12/7/17**FGA:** 14 at Iowa State, 12/7/17**3-pt FG:** 3 vs. Grambling State, 11/16/17**3-pt FGA:** 5, 2x, last at Iowa State, 12/7/17**FTM:** 6, 2x, last vs. Southern, 12/10/17**FTA:** 7 vs. Chicago State, 11/10/17**Assists:** 6 vs. Savannah State, 11/13/16**Steals:** 4 vs. Chicago State, 11/10/17**Blocks:** 4 vs. Southern, 12/10/17**Minutes:** 28 vs. Louisiana, 11/20/17**CAREER STATISTICS**

YEAR	G/GS	FG-A	PCT	3-PT	PCT	FT-A	PCT	O-D=RB	AVG	PF-DI	AS	TO	BK	ST	PTS	AVG
Fresh.	33/26	146-262	.557	16-46	.348	92-135	.681	79-132=211	6.4	80-2	35	35	32	11	400	12.1

***10 - - Joe Wieskamp**

Guard

6-6, 210, Sophomore

Muscatine, Iowa

Muscatine HS



Hawk Items -- His 388 points in 2018-19 rank seventh best in a single season for an Iowa freshman in program history... his 59 three-pointers and 42.4 percent from three-point range both rank second best by an Iowa freshman... his 76.7 percent shooting from the free throw line and 172 rebounds rank fourth and ninth best, respectively, for an Iowa rookie.

2018-19 Honors -- All-Big Ten Freshman Team honoree... earned the team's Newcomer of the Year Award... two-time Big Ten Freshman of the Week (Jan. 21, Feb. 4). **2018-19** -- Started all 35 games... led the team and finished second in the Big Ten in 3-point field goal percentage (.424, 59-of-139)... ranked third on the team in scoring (11.1) and steals (32), and second in rebounding (4.9)... reached double figures 19 times... led team in steals 11 times... made five or more 3-pointers three times (Savannah State, Illinois, Ohio State)... banked in a buzzer-beating corner 3-pointer to win at Rutgers... tied a personal-best 24 points (8-8 FG, 6-6 3FG, 2-2 FT), tying Jeff Horner (2004, vs. Penn State) and Jim Bartles (1995, at Ohio State) for Iowa's program record for 3-point percentage in a single game versus Illinois... joined Michigan's Nik Stauskas (2012-13) and Ohio State's D'Angelo Russell (2014-15), who are currently in the NBA, as the only Big Ten freshmen to go 6-of-6 or better from 3-point range in a game over the last 10 seasons... recorded first career double-double (18 points, 11 rebounds) in win over Pittsburgh in the ACC/Big Ten Challenge... became one of five freshmen over the last five seasons to record 16 or more points, seven or more rebounds, and five or more steals versus a ranked opponent in home win over #5 Michigan... reached double-digits in both NCAA Tournament games (Cincinnati, Tennessee) and going a perfect 8-for-8 from the free throw line against #6 Tennessee... became the first Hawkeye freshman with at least 19 points and five rebounds in an NCAA Tournament game since Guy Rucker had 19 points and five rebounds against Virginia in the first round in 1997... letterwinner.

High School -- Became the state of Iowa's all-time high school leading scorer on Feb. 6, 2018... two-time Iowa Gatorade Player of the Year and first team all-state honoree (2017 and 2018)... first Gatorade Player of the Year honoree from Muscatine HS... school record holder in career points (2,376), points in a single-game (54), 3-pointers in a single-season (62), scoring average (26.1 ppg), and career rebounds

(908)... tallied 46 career double-doubles... recorded double figures in 88-of-91 games, including his last 62 contests... shot the basketball at a 53.4 percent clip from the field and 80 percent from the free throw line during his high school career... led Muscatine High School to its first state tournament in 16 years as a senior in 2018... four-time first-team All-MAC Player... made a school-record 62 3-pointers as a junior... team captain his junior and senior years... ranked 42nd and 71st by Rivals and ESPN, respectively... averaged 18.6 points as a freshman, 21.6 points as a sophomore, 30.4 points as a junior, and 33.5 points as a senior... 2017 All-Iowa Boys Basketball Elite Team (*Des Moines Register*)... MAC Player of the Year as a junior... 2018 *Des Moines Register* Basketball Player of the Year... also played on the Iowa Barnstormers AAU program... member of the Adidas US-Select Team... NBPA Top 100 All-Tournament Team... excels in the classroom, boasting a 4.0 GPA... National Honor Society member... Fellowship of Christian Athletes.

Personal -- Born 8/23/99... business major... parents are Stephen and Dana Wieskamp... has three brothers... high school coach was Gary Belger... AAU coach was K.C. Schmitt... trained under Scott Morel and Jordan Delp.

WIESKAMP'S FAVORITES**Movie:** *Hacksaw Ridge***TV Show:** *Prison Break, Shooter***Actor:** Adam Sandler**Pro Team(s):** Indianapolis Colts**Band:** Rascal Flatts**Dessert:** Chocolate Chip Cookies**Book:** Summer Ball**Video Game:** Fortnite**Class:** Math**Pro Athlete:** LeBron James**Holiday:** Christmas**CAREER BESTS****Points:** 24, 2x, last vs. Illinois, 1/20/19**Rebounds:** 11 vs. Pittsburgh, 11/27/18**FGM:** 8, 2x, last vs. Illinois, 1/20/19**FGA:** 13 vs. Pittsburgh, 11/27/18**3-pt FG:** 6 vs. Illinois, 1/20/19**3-pt FGA:** 8 vs. Pittsburgh, 11/27/18**FTM:** 8 vs. Tennessee, 3/24/19**FTA:** 8 vs. Tennessee, 3/24/19**Assists:** 3, 4x, last at Nebraska, 3/10/19**Steals:** 5 vs. Michigan, 2/1/19**Blocks:** 2, 4x, last at Wisconsin, 3/7/19**Minutes:** 40 at Nebraska, 3/10/19**CAREER STATISTICS**

YEAR	G/GS	FG-A	PCT	3-PT	PCT	FT-A	PCT	O-D=RB	AVG	PF-DI	AS	TO	BK	ST	PTS	AVG
Fresh.	35/35	125-256	.488	59-139	.424	79-103	.767	48-124=172	4.9	65-0	39	38	16	31	388	11.1



5 - - CJ Fredrick

Guard

6-3, 195, Redshirt Freshman

Cincinnati, Kentucky

Covington Catholic HS

2018-19 -- Redshirted.

High School -- Named the 2018 Kentucky Gatorade Player of the Year after leading Covington Catholic High School to a state championship and a 35-4 record as a senior... scored 111 points (27.8 points), including two 32-point outbursts, while shooting 63 percent from the field (35-of-55) during the state tournament... set single-season school records for points (900), field goals made in a season (315), and 3-pointers made (107)... his 23.1 scoring average as a senior is second best while his 48.4 3-point percentage ranks third best in school history... 1,651 career points ranks fourth best in school history, while his career scoring average of 17.8 ranks third... team captain as a junior and senior... averaged 19.7 ppg, 3.2 rpg, and 1.5 spg in 19 games as a junior... helped his high school team to district championship and regional runners-up honors in 2017... made 134-of-246 field goal attempts (.545), including 38-of-94 (.404) from 3-point range as a junior... averaged 10.7 ppg, 2.7 rpg, and 1.6 apg as a sophomore... 2017 Most Outstanding Player 35th District Boys Basketball Tournament... helped his team place third at the 2016 King of the Bluegrass Tournament, while earning all-tournament team accolades... played on the Indian Elite AAU squad... 2016 and 2017 All-Conference Division 1 All-Star Team... 2016 and 2017 Northern Kentucky Coaches Association All-Star Team... 2017 Adidas AAU No. 1 Class of 2018 Top 3-Point Percentage Shooter (.506).



Personal -- Born 7/10/99... sport and recreation management major... parents are Chuck and Laura Fredrick... has one sister, Julia... high school coach was Scott Ruthsatz... AAU coach was Mike Fox... uncle Joe played for Fran McCaffery when he was an assistant coach at Notre Dame.

FREDRICK'S FAVORITES

Class: English

TV Show: *The Office*

Movie: *Coach Carter*

Dessert: Cookie Cake

Pro Team(s): Cincinnati Bengals, LA Lakers

Hobbies: Hanging with friends

Video Game: Fortnite

Band/Musician(s): Drake

Holiday: Christmas

Book: Linsanity

Celebrities: LeBron James

Technological Gadget: iPhone



22 - - Patrick McCaffery

Guard

6-9, 190, Freshman

Iowa City, Iowa

West HS

Hawk Item -- Granted retired uniform #22 by lettermen and All-American Bill Seaberg (1954-56) in honor of Austin "Flash" Schroeder, who passed away in 2015.

High School -- Iowa City West High School's all-time leading scorer... finalist for 2019 *Des Moines Register's* All-Iowa Boys' Basketball Player of the Year... finalist for the 2019 *Cedar Rapids Gazette* Male Athlete of the Year... ranked as the 60th-best recruit in the nation according to ESPN.com... helped lead West HS to the 2017 4A State Championship; state runner-up finishes in 2016 and 2018; state tournament appearance in 2019... won a combined 86 games during his four-year career, winning 21 or more games all four seasons... two-time team captain (2018, 2019)... first team all-state, all-conference, and all-sub state as a junior and senior... second team all-state, first team all-conference, and first team all-sub state as a sophomore... averaged 25.1 points per game (58.2 field goal percentage) and 7.6 rebounds as a senior, 19.9 points and six rebounds per game as a junior, and 13.8 points and five rebounds as a sophomore... shot better the basketball better than 50 percent during his prep career... three-year starter and four-year letterwinner... member of the USA Basketball 3-on-3 Youth Olympics team that competed in Brazil in October, 2018... invited for USA Basketball U18 Trials... selected to compete for the US All-Stars at the Capital Hoops Classic in Washington, D.C., registering 10 points, five rebounds, and two assists in a starting role... competed on D1 Minnesota's AAU team the summer of 2019.

Personal -- Born 3/20/00... journalism and mass communication major... parents are Fran and Margaret McCaffery... has three siblings, Connor, Marit, and Jonathan... father is Iowa's head men's basketball coach and played basketball at Wake Forest and Penn... mother was an All-American basketball player at Notre Dame... older brother Connor is a redshirt sophomore teammate... high school coach was Steve Bergman.

MCCAFFERY'S FAVORITES

Movie(s): *Rocky Series, Creed*

TV Show(s): *Entourage, The Office, 24*

Snack: Fruit snacks, Cheese-It

Hobbies: Watching TV, playing 2K

Website: YouTube

Restaurant: Pancheros

Band/Musician(s): Drake

Pro Team: Any team with LeBron James

Technological Gadget: iPhone

Celebrity: Drake, LeBron James, Anna Kendrick



1 - - Joe Toussaint

Guard

6-0, 185, Freshman

Bronx, New York

Cardinal Hayes HS

High School -- Finalist for 2019 Mr. Basketball in the state of New York... Cardinal Hayes HS all-time leading scorer... averaged 22.5 points, 5.3 assists, 4.7 rebounds, and 1.7 steals helping lead Cardinal Hayes High School to a 21-8 record and a berth in the 2018 Catholic High School Athletic Association (CHSAA) semifinals... helped lead Cardinal Hayes HS to its first CHSAA city championship on the "AA" level since 1990 in 2017, earning MVP honors as a sophomore... enters his senior year with 1,059 points, 279 assists, 202 rebounds, 112 steals... No. 5 ranked player in the state of New York, according to 247Sports... played with the PSA Cardinals on the Nike EYBL circuit, averaging 5.7 points and 4.2 assists per game helping lead the team to a berth at the 2018 Nike Peach Jam... averaged 5.4 points, 3.4 assists, and three rebounds in five games at the Nike Peach Jam... selected to participate in the Pangos All-American Camp and the NBPA Top 100 Camp along with Iowa classmate Patrick McCaffery... competed on PSA Cardinals AAU team.

Personal -- Born 10/6/00... open major... mother is Satuyee Toussaint... has three siblings, Christopher, Brian, and Ashley... high school coach was Joe Lods... AAU coach was Terrance "Munch" Williams.

TOUSSAINT'S FAVORITES

Movie(s): *Rush Hour(s), Little Man, Good Burger, Friday(s)*

TV Show(s): *Power, Empire, Star*

Snack: Oreo, Twinkies

Hobbies: Playing 2K on PS4

Website: YouTube

Restaurant: Shake Shack

Band/Musician(s): Lil Baby, Meek Mil

Pro Team: Los Angeles Lakers

Technological Gadget: iPhone

Celebrity: LeBron James, Kyrie Irving



*13 - - Austin Ash

Guard

6-3, 175, Redshirt Sophomore

Cedar Rapids, Iowa

Mount Vernon HS



Hawk Item -- Non-scholarship athlete... averaged 2.8 points and 1.8 rebounds in 12 total minutes of action on Iowa's four-game tour in Europe in August, 2018.

2018-19 Honors -- Academic All-Big Ten honoree. **2018-19** -- Saw limited action in nine games... netted first career points in win over Alabama State... scored a personal-best nine points to go along with two assists and a steal in 19 minutes of action in victory over Savannah State... competed in both Big Ten Tournament games against Illinois and Michigan... letterwinner.

2017-18 -- Spring Dean's List honoree... redshirted.

High School -- First team all-conference, all-district and second team all-state his senior year on the Mount Vernon men's basketball team... averaged 23 points, 6.4 rebounds, 3.5 assists, 2.5 steals, and one block as team captain his senior season... holds the school record for most 3-pointers made in a career (140)... second team all-conference, averaging 16 points, three assists, 2.6 rebounds, and 1.5 steals, while helping lead his team to the conference championship as a junior... honorable mention all-conference, averaging nine points, 1.7 rebounds, 1.5 assists, and one steal his sophomore campaign... member of the Iowa Barnstormers AAU squad... 2015 Hardwood Classic 3-Point Champion... Iowa Honor Roll student... competed one season on the men's golf team.

Personal -- Born 6/9/98... sport and recreation management major... parents are Carey and Jean Ash... has an older sister, Emily... high school coach was Ed Timm.

ASH'S FAVORITES

Class: Math

TV Show: *How I Met Your Mother*

Dessert: Brownies

Pro Team(s): L.A. Lakers and Green Bay Packers

Hobbies: Bowling, golf, and playing cards

Video Game: NBA 2K19

Band/Musician(s): Black Eyed Peas

Holiday: Christmas

Book: Hatchet

Celebrities: Will Ferrell and Jennifer Aniston

*0 - - Michael Baer

Forward

6-7, 205, Junior

Bettendorf, Iowa

Bettendorf HS



Hawk Item -- Non-scholarship athlete... served as a student manager as a freshman in 2017-18.

2018-19 Honors -- Academic All-Big Ten honoree... Spring Dean's List honoree... shared the team's Academic Excellence Award with Connor McCaffery. **2018-19** -- Saw limited action in nine games... made Iowa's record-breaking 19th three-pointer in win over Savannah State, which established a new school record for three-pointers made in a single game... netted three points in two games (Alabama State, Savannah State)... letterwinner.

High School -- Senior captain on Bettendorf High School's boys basketball team in 2017... averaged 3.9 points, 2.6 rebounds, 1.3 assists on Bettendorf's conference championship team that won 18 games... academic all-conference as a junior and senior... Academic All-District as a senior... AP Scholar with Honors as a senior... National Honor Society member... student council representative.

Personal -- Born 4/2/99... business major... parents are John Baer and Joy Kelly... mother, Joy, is a University of Iowa graduate... has three sisters and a brother... brother, Nicholas, was a four-year Iowa basketball letterwinner (2016-19)... cousin, Molly Kelly, was a four-year letterwinner on the Iowa volleyball team (2016-19)... cousin, Joe, is a sophomore on the Iowa wrestling team... cousin, Kristin, is a senior captain on the Notre Dame volleyball team... high school coach was Curtis Clark.

BAER'S FAVORITES

Class: Western Civilizations

TV Show: *The Office*

Movie: *The Dark Knight*

Dessert: French Silk Pie

Pro Team(s): Atlanta Hawks, Cleveland Browns

Hobbies: Watching Netflix

Video Game: Fortnite

Band/Musician(s): Post Malone

Holiday: Christmas

App: Instagram

Celebrity: Rachel Demita

Technological Gadget: 3D Printer

ASH'S CAREER STATISTICS

YEAR	G/GS	FG-A	PCT	3-PT	PCT	FT-A	PCT	O-D=RB	AVG	PF-DI	AS	TO	BK	ST	PTS	AVG
Fresh.	9/0	5-18	.278	5-16	.313	0-1	.000	0-5=5	0.6	1-0	4	0	0	3	15	1.7

BAER'S CAREER STATISTICS

YEAR	G/GS	FG-A	PCT	3-PT	PCT	FT-A	PCT	O-D=RB	AVG	PF-DI	AS	TO	BK	ST	PTS	AVG
Fresh.	9/0	2-4	.500	1-1	1.000	1-4	.250	1-3=4	0.3	1-0	0	1	0	0	6	0.7



***24 - - Nicolas Hobbs**

Guard
6-2, 200, Junior
Chicago, Illinois
Fenwick HS



Hawk Item -- Non-scholarship athlete... served as a student manager as a freshman in 2017-18.

2018-19 -- Saw limited action in six games... recorded personal bests in minutes (7), points (5), rebounds (1), assists (2), and field goals made and attempted (2-of-3) in win over Savannah State... competed in both of Iowa's Big Ten Tournament games... made Iowa's only three-pointer against Michigan in Big Ten Tournament Quarterfinals... letterwinner.

Hawk Item -- Non-scholarship athlete... served as a student manager as a freshman in 2017-18.

High School -- Member of Fenwick High School's boys basketball team that were state runners-up in 2017 and two-time Chicago Catholic League champions (2016 and 2017)... competed on the Chicago MeanStreets AAU team... honor roll student.

Personal -- Born 10/19/98... economics major... parents are John Hobbs, Zoraida Sambolin, and stepdad Kenny Williams... has seven brothers and sisters... mother, Zoraida, is a news anchor at the NBC affiliate in Chicago... stepdad, Kenny, is the executive vice president of the Chicago White Sox... high school coach was Rick Malnati... AAU coach was Tim Anderson.

HOBBS' FAVORITES

Movie: *Batman Dark Knight*
TV Show: *Fresh Prince of Bel Air*
Dessert: Root Beer Float
Pro Team: Chicago White Sox
Video Game: NBA 2K19
Musicians: Drake
Hobbies: Hanging with friends
Holiday: Valentine's Day
Book: The Bible
Celebrity: Odell Beckham JR
Technological Gadget: iPhone X

51 - - Aidan Vanderloo

Guard
6-2, 190, Freshman
Sioux City, Iowa
Sioux City East HS



High School -- Completed his prep career as the all-time leading scorer and most 3-pointers made at Sioux City East High School... three-time all-state, all-conference, and all-district honoree... recognized as the Missouri Valley Conference Freshman Player of the Year... helped high school team win three conference championships and one runner-up finish, and three trips to the state tournament, including a third place finish in 2017... averaged 24 points, five rebounds, and five assists as a senior... averaged 18 points, five rebounds, and five assists his junior campaign... averaged 17 points, five rebounds, and five assists as a sophomore... averaged eight points, three rebounds, and three assists his freshman year... four-year Honor Roll student.

Personal -- Born 7/28/00... elementary education major... parents are Jim and Jody Vanderloo... has twin younger brothers, Bennett and Carter and one older sister, Hanna... sister played basketball and father played football at Morningside College... high school coach was Ras Vanderloo... AAU coach was Hank Huddleson.

VANDERLOO'S FAVORITES

Movie: *Coach Carter*
TV Show: *Criminal Minds*
Class: Physical Education
Dessert: Pumpkin Pie
Pro Team(s): Chicago Bulls/Cubs
Hobbies: Any Sports Game
Video Game: NBA2K
Band/Musician(s): Zac Brown Band
Holiday: Christmas
Book: The Blind Side
Celebrities: Kevin Durant
Technological Gadget: My phone

HOBBS' CAREER STATISTICS

YEAR	G/GS	FG-A	PCT	3-PT	PCT	FT-A	PCT	O-D=RB	AVG	PF-DI	AS	TO	BK	ST	PTS	AVG
Soph..	6/0	3-5	.600	2-3	.667	0-0	.000	0-2=2	0.3	0-0	3	1	0	0	8	1.3



AUSTIN ASH

2018-19

Opponent	Min.	FG-FGA	PCT	3-PT. FG	PCT	FT-FTA	PCT	REB	PF	AST	TO	BLK	STL	PTS
Alabama State	7	1-3	.333	1-3	.333	0-0	.000	1	1	0	0	0	0	3
vs. Northern Iowa	2	1-1	1.000	1-1	1.000	0-1	.000	1	0	0	0	0	0	3
Western Carolina	1	0-1	.000	0-0	.000	0-0	.000	0	0	0	0	0	0	0
Savannah State	19	3-9	.333	3-8	.375	0-0	.000	1	0	2	0	0	1	9
Illinois	2	0-1	.000	0-1	.000	0-0	.0000	0	0	0	0	0	1	0
at Ohio State	1	0-1	.000	0-1	.000	0-0	.000	0	0	0	0	0	0	0
at Wisconsin	2	0-0	.000	0-0	.000	0-0	.000	0	0	1	0	0	1	0
vs. Illinois	1	0-0	.000	0-0	.000	0-0	.000	0	0	0	0	0	0	0
vs. Michigan	2	0-2	.000	0-2	.000	0-0	.000	1	0	1	0	0	0	0
Totals = 9	37	5-18	.278	5-16	.313	0-1	.000	5	1	4	0	0	3	15
	4.1							0.6						1.7

MICHAEL BAER

2018-19

Opponent	Min.	FG-FGA	PCT	3-PT. FG	PCT	FT-FTA	PCT	REB	PF	AST	TO	BLK	STL	PTS
Alabama State	3	1-2	.500	0-0	.000	1-2	.500	1	1	0	0	0	0	3
vs. Northern Iowa	2	0-0	.000	0-0	.000	0-0	.000	0	0	0	0	0	0	0
Western Carolina	1	0-0	.000	0-0	.000	0-0	.000	0	0	0	0	0	0	0
Savannah State	7	1-1	1.000	1-1	1.000	0-0	.000	2	0	0	1	0	0	3
Illinois	2	0-0	.000	0-0	.000	0-2	.000	0	0	0	0	0	0	0
at Ohio State	1	0-0	.000	0-0	.000	0-0	.000	0	0	0	0	0	0	0
Rutgers	1	0-0	.000	0-0	.000	0-0	.000	0	0	0	0	0	0	0
vs. Illinois	1	0-1	.000	0-0	.000	0-0	.000	1	0	0	0	0	0	0
vs. Michigan	2	0-0	.000	0-0	.000	0-0	.000	0	0	0	0	0	0	0
Totals = 9	20	2-4	.500	1-1	1.000	1-4	.250	4	1	0	1	0	0	6
	2.2							0.4						0.7

JORDAN BOHANNON

2016-17

Opponent	Min.	FG-FGA	PCT	3-PT. FG	PCT	FT-FTA	PCT	REB	PF	AST	TO	BLK	STL	PTS
Kennesaw State	21	2-4	.500	2-4	.500	0-0	.000	0	2	2	2	0	0	6
Savannah State	21	2-8	.250	2-6	.333	0-0	.000	2	1	7	1	0	0	6
Seton Hall	19	0-2	.000	0-1	.000	3-4	.750	3	2	4	3	0	1	3
UT Rio Grande Valley	24	1-7	.143	1-6	.167	2-2	1.000	7	1	3	1	0	3	8
vs. Virginia	23	2-8	.250	2-6	.333	0-0	.000	4	1	0	3	0	0	6
vs. Memphis	24	2-8	.250	1-4	.250	0-0	.000	2	3	6	4	0	2	5
at Notre Dame	32	7-18	.389	7-15	.467	2-2	1.000	2	3	7	1	0	0	23
Omaha	35	7-14	.500	6-12	.500	0-0	.000	3	3	6	4	0	0	20
Stetson	26	1-9	.111	0-3	.000	0-0	.000	1	1	5	2	0	1	2
Iowa State	30	2-8	.250	2-6	.333	2-2	1.000	5	1	4	3	0	0	8
vs. Northern Iowa	31	2-7	.286	2-5	.400	0-0	.000	4	1	3	2	0	0	6
North Dakota	34	5-9	.556	2-4	.500	6-8	.750	3	1	3	3	0	0	18
Delaware State	20	2-5	.400	1-2	.500	0-0	.000	1	0	5	2	0	1	5
at Purdue	23	2-8	.250	0-4	.000	2-2	1.000	1	0	4	0	0	1	6
Michigan	31	6-8	.750	3-5	.600	2-2	1.000	4	2	6	0	0	0	17
at Nebraska	40	2-10	.200	2-7	.286	0-0	.000	5	1	3	3	1	0	6
Rutgers	29	2-5	.400	0-2	.000	4-4	1.000	1	2	8	4	0	1	8
Purdue	36	4-7	.571	2-3	.667	2-2	1.000	1	3	9	1	0	1	12
at Northwestern	31	2-7	.286	2-6	.333	0-0	.000	3	0	2	3	0	0	6
Maryland	38	4-14	.286	3-11	.273	0-0	.000	3	2	5	3	0	4	11
at Illinois	21	1-9	.111	1-7	.143	0-0	.000	1	2	4	2	0	1	3
Ohio State	29	4-10	.400	4-10	.400	0-0	.000	4	0	1	2	0	2	12
at Rutgers	26	6-9	.667	5-7	.714	0-0	.000	0	0	4	0	0	1	17
Nebraska	33	4-7	.571	4-6	.667	3-4	.750	5	3	2	2	0	1	15
at Minnesota	45	5-11	.455	2-6	.33	0-0	.000	1	3	8	1	1	2	12
at Michigan State	18	0-8	.000	0-6	.000	0-0	.000	3	2	1	1	0	1	0
Illinois	29	3-6	.500	3-4	.750	2-4	.500	1	3	2	2	0	1	11
Indiana	27	1-5	.200	1-4	.250	6-6	1.000	1	1	6	3	0	4	9
at Maryland	31	8-13	.615	8-10	.800	0-0	.000	3	3	5	2	0	0	24
at Wisconsin	32	4-11	.364	3-9	.333	0-0	.000	4	1	5	2	0	0	11
Penn State	30	3-9	.333	2-6	.333	3-4	.750	1	1	5	5	0	0	11
vs. Indiana	37	7-13	.538	6-11	.545	4-4	1.000	0	2	10	4	0	2	24
South Dakota	37	7-12	.583	3-4	.750	2-2	1.000	2	2	11	1	0	1	19
TCU	42	8-15	.533	7-12	.583	2-3	.677	2	3	13	3	0	0	25
Totals = 34	1,005	118-304	.388	89-214	.416	47-55	.855	76	55	175	76	2	29	372
	14.5							2.2						10.9



2017-18

Opponent	Min.	FG-FGA	PCT	3-PT. FG	PCT	FT-FTA	PCT	REB	PF	AST	TO	BLK	STL	PTS
Chicago State	21	4-10	.400	4-7	.571	0-0	.000	1	1	6	0	0	1	12
Alabama State	18	1-4	.250	1-4	.250	2-2	1.000	1	1	6	1	0	0	5
Grambling State	28	1-7	.143	1-4	.250	9-10	.900	2	2	7	1	0	2	12
vs. Louisiana	36	7-16	.438	4-9	.444	3-4	.750	1	2	1	4	0	0	21
vs. South Dakota St	32	2-5	.400	2-5	.400	1-2	.500	2	3	7	1	0	0	7
vs. UAB	35	9-12	.750	6-8	.750	6-6	1.000	1	1	4	2	0	1	30
at Virginia Tech	36	4-12	.333	4-8	.500	0-0	.000	2	1	3	2	0	0	12
Penn State	34	3-6	.500	2-4	.500	0-0	.000	2	2	4	3	0	1	8
at Indiana	29	2-8	.250	2-6	.333	1-2	.500	4	1	4	5	0	0	7
at Iowa State	31	7-13	.538	5-10	.500	0-0	.000	1	3	2	4	0	0	19
Southern	25	1-6	.167	0-3	.000	2-2	1.000	3	1	5	0	0	1	4
vs. Drake	29	6-8	.750	3-4	.750	0-1	.000	3	1	5	0	0	1	4
Southern Utah	29	1-7	.143	1-4	.250	0-0	.000	5	2	7	2	0	0	3
vs. Colorado	27	4-7	.571	1-4	.250	5-7	.714	6	2	2	3	0	1	14
Northern Illinois	21	2-7	.286	1-5	.200	0-0	.000	2	0	7	0	0	0	5
Michigan	33	4-11	.364	4-7	.571	0-0	.000	4	3	3	2	0	0	12
Ohio State	30	6-13	.462	1-5	.200	2-2	1.000	1	4	10	1	0	0	15
at Maryland	36	5-13	.385	5-10	.500	2-2	1.000	2	3	5	6	0	0	17
at Illinois	41	7-16	.438	5-12	.417	10-10	1.000	1	1	5	4	0	1	29
at Rutgers	37	6-13	.462	5-9	.556	6-6	1.000	1	3	2	4	0	1	23
Purdue	33	3-9	.333	1-5	.200	2-2	1.000	2	1	4	0	0	2	9
Wisconsin	38	5-12	.417	1-6	.167	2-2	1.000	3	1	11	2	0	1	13
at Nebraska	40	8-15	.533	6-11	.545	2-2	1.000	0	2	7	0	0	7	24
Minnesota	38	6-11	.545	4-8	.500	4-4	1.000	0	1	10	2	0	3	20
at Penn State	24	1-3	.333	1-3	.333	0-0	.000	0	1	3	3	0	1	3
Michigan State	32	6-12	.500	5-8	.625	0-0	.000	5	4	6	0	0	0	17
at Ohio State	36	4-11	.364	3-8	.375	0-0	.000	1	1	5	2	0	0	11
at Michigan	34	3-5	.600	1-3	.333	0-0	.000	4	1	5	0	0	0	7
Indiana	36	3-12	.250	2-10	.200	2-2	1.000	3	2	7	2	0	1	10
at Minnesota	21	0-2	.000	0-1	.000	0-0	.000	3	2	6	2	0	1	0
Northwestern	40	7-14	.500	7-14	.500	4-5	.800	6	1	5	1	0	2	25
vs. Illinois	30	6-10	.600	5-7	.714	8-8	1.000	1	3	6	5	0	1	25
vs. Michigan	40	3-14	.214	3-11	.273	2-2	1.000	2	3	6	3	0	0	11
Totals = 33	1,050	137-324	.423	96-223	.430	75-83	.904	74	59	178	68	0	22	445
	31.8							2.2						13.5

2018-19

Opponent	Min.	FG-FGA	PCT	3-PT. FG	PCT	FT-FTA	PCT	REB	PF	AST	TO	BLK	STL	PTS
UMKC	25	2-6	.333	1-5	.200	7-8	.875	4	3	3	4	0	0	12
Green Bay	36	4-8	.500	3-6	.500	2-3	.667	4	1	3	0	0	1	13
vs. Oregon	34	3-8	.375	1-5	.200	9-10	.900	4	2	8	4	0	2	16
vs. Connecticut	23	1-4	.250	0-2	.000	5-6	.833	1	3	2	1	0	0	7
Alabama State	20	0-2	.000	0-1	.000	0-0	.000	2	0	3	1	0	0	0
Pittsburgh	37	4-12	.333	3-9	.333	1-2	.500	2	3	2	3	0	6	12
Wisconsin	33	3-12	.250	3-8	.375	2-2	1.000	3	1	0	0	0	0	11
at Michigan State	25	4-12	.333	2-7	.286	1-2	.500	1	1	0	1	0	0	11
Iowa State	26	2-7	.286	1-5	.200	2-2	1.000	2	3	5	2	0	0	7
vs. Northern Iowa	23	3-6	.500	3-5	.600	0-0	.000	2	1	1	0	0	0	9
Western Carolina	23	1-4	.250	1-3	.333	1-2	.500	1	1	1	1	0	0	4
Savannah State	26	6-14	.429	6-14	.429	0-0	.000	3	1	4	0	0	0	18
Bryant	38	5-12	.417	5-12	.417	2-2	1.000	2	2	2	0	0	1	17
at Purdue	33	2-5	.400	1-3	.333	3-4	.750	3	0	5	3	0	1	8
Nebraska	35	5-11	.455	5-8	.625	10-10	1.000	3	2	5	2	0	0	25
at Northwestern	32	2-7	.286	0-4	.000	4-4	1.000	1	1	1	0	0	0	8
Ohio State	34	1-7	.143	1-3	.333	3-4	.750	4	2	8	2	0	2	6
at Penn State	34	6-10	.600	5-8	.625	2-2	1.000	3	2	6	1	0	0	19
Illinois	22	3-4	.750	2-2	1.000	2-2	1.000	3	1	4	1	0	1	10
Michigan State	34	1-7	.143	1-7	.143	0-0	.000	2	1	3	1	0	0	3
at Minnesota	21	1-3	.333	0-0	.000	0-0	.000	0	2	5	3	0	0	2
Michigan	28	2-6	.333	2-4	.500	2-2	1.000	1	1	2	2	0	0	8
at Indiana	36	7-13	.538	5-8	.625	6-7	.857	0	1	6	0	0	1	25
Northwestern	29	5-9	.556	3-4	.750	2-2	1.000	0	3	3	1	0	1	15
at Rutgers	36	5-11	.455	3-7	.429	5-7	.714	2	3	5	3	0	2	18
Maryland	31	2-11	.182	2-7	.286	8-9	.889	3	1	5	2	0	0	14
Indiana	34	5-11	.455	5-9	.556	2-2	1.000	3	2	3	2	0	0	17
at Ohio State	32	2-8	.250	0-5	.000	4-4	1.000	2	1	2	2	0	0	8
Rutgers	37	4-12	.333	3-9	.333	4-4	1.000	4	3	2	3	0	2	15
at Wisconsin	34	3-11	.273	2-8	.250	0-0	.000	2	2	2	3	0	0	8
at Nebraska	40	6-12	.500	4-10	.400	4-4	1.000	3	2	5	3	0	1	20
vs. Illinois	26	2-6	.333	2-5	.400	2-2	1.000	0	2	5	2	0	1	8
vs. Michigan	27	0-2	.000	0-2	.000	0-0	.000	3	2	3	2	0	0	0
vs. Cincinnati	38	5-10	.500	1-4	.250	2-4	.500	5	1	4	2	0	0	13
vs. Tennessee	42	5-11	.455	3-7	.429	5-5	1.000	6	4	1	1	0	1	18
Totals=35	1,087	112-294	.381	79-206	.383	102-117	.872	84	61	118	58	0	23	405
	31.1							2.4						11.6



LUKA GARZA

2017-18

Opponent	Min.	FG-FGA	PCT	3-PT. FG	PCT	FT-FTA	PCT	REB	PF	AST	TO	BLK	STL	PTS
Chicago State	18	6-6	1.000	0-0	.000	4-8	.500	5	1	1	1	3	0	16
Alabama State	19	2-8	.250	0-1	.000	7-11	.636	13	1	1	1	2	0	11
Grambling State	28	6-9	.667	0-1	.000	1-4	.250	9	3	2	2	3	2	13
vs. Louisiana	12	0-2	.000	0-1	.000	0-0	.000	5	2	2	2	0	1	0
vs. South Dakota St	28	2-7	.286	0-2	.000	0-3	.000	10	1	1	0	1	0	4
vs. UAB	29	6-8	.750	0-0	.000	2-3	.666	4	4	1	1	3	0	14
at Virginia Tech	14	2-6	.333	0-0	.000	0-2	.000	4	2	0	0	1	0	4
Penn State	14	2-4	.500	0-1	.000	2-4	.500	3	0	0	0	0	1	6
at Indiana	15	3-4	.750	0-0	.000	0-2	.000	3	2	1	1	0	0	6
at Iowa State	7	1-1	1.000	0-0	.000	0-2	.000	4	2	1	2	0	0	2
Southern	19	7-10	.700	1-1	1.000	8-10	.800	13	3	2	1	1	0	23
vs. Drake	17	4-8	.500	1-2	.500	4-6	.666	7	3	1	0	0	3	13
Southern Utah	19	5-9	.556	0-1	.000	7-8	.875	5	1	1	2	2	0	17
vs. Colorado	11	1-4	.250	0-1	.000	0-0	.000	4	3	2	1	0	0	2
Northern Illinois	16	8-8	1.000	3-3	1.000	6-8	.750	7	2	1	1	5	0	25
Michigan	21	3-8	.375	0-0	.000	0-0	.000	5	1	0	1	1	1	6
Ohio State	26	4-7	.571	1-3	.333	6-8	.750	6	2	0	0	1	0	15
at Maryland	16	3-3	1.000	0-0	.000	0-0	.000	1	3	0	2	1	0	6
at Illinois	30	5-8	.625	0-1	.000	9-9	1.000	11	3	1	1	1	0	19
at Rutgers	23	3-9	.333	0-2	.000	2-2	1.000	8	3	3	2	0	0	8
Purdue	20	8-10	.800	2-3	.667	1-2	.500	3	1	2	2	1	1	19
Wisconsin	28	6-9	.667	1-1	1.000	4-6	.667	16	3	0	1	1	1	17
at Nebraska	18	2-5	.400	1-3	.333	3-4	.750	4	5	0	1	0	0	8
Minnesota	27	4-9	.444	0-1	.000	2-3	.667	7	4	3	0	1	0	10
at Penn State	24	3-13	.231	0-2	.000	7-9	.778	6	2	0	2	0	1	13
Michigan State	22	4-8	.500	0-1	.000	1-1	1.000	3	2	3	0	0	0	9
at Ohio State	24	4-9	.444	0-1	.000	0-0	.000	4	3	1	1	2	0	8
at Michigan	30	10-16	.625	0-2	.000	2-2	1.000	6	4	0	4	1	0	22
Indiana	29	6-8	.750	1-1	1.000	4-4	1.000	3	1	3	1	0	0	17
at Minnesota	26	7-14	.500	1-2	.500	1-3	.333	9	2	0	0	0	0	16
Northwestern	26	6-10	.600	1-2	.500	5-6	.833	5	2	1	1	1	0	18
vs. Illinois	31	8-10	.800	1-2	.500	3-3	1.000	8	4	0	0	0	0	20
vs. Michigan	28	5-12	.417	2-5	.400	1-2	.500	7	5	1	1	0	0	13
Totals = 26	715	146-262	.557	16-46	.348	92-135	.681	211	80	35	35	32	11	400
	27.5							6.4						12.1

2018-19

Opponent	Min.	FG-FGA	PCT	3-PT. FG	PCT	FT-FTA	PCT	REB	PF	AST	TO	BLK	STL	PTS
UMKC	17	2-5	.400	0-2	.000	4-4	1.000	3	2	0	1	0	0	8
Green Bay	26	8-12	.667	0-1	.000	1-3	.333	5	2	2	1	3	2	17
vs. Oregon	25	3-5	.600	2-2	1.000	4-4	1.000	7	3	0	1	0	0	12
vs. Connecticut	31	7-14	.500	2-5	.400	6-6	1.000	6	1	0	2	1	0	22
Alabama State	21	8-8	1.000	1-1	1.000	5-6	.833	4	2	1	1	2	2	22
Pittsburgh	17	2-4	.500	1-1	1.000	0-0	.000	2	2	2	1	0	0	5
Wisconsin	24	4-8	.500	0-3	.000	3-4	.750	3	4	2	1	0	0	11
at Michigan State	22	1-10	.100	1-3	.333	4-4	1.000	9	3	3	2	1	0	7
Iowa State	16	2-6	.333	0-1	.000	0-0	.000	4	2	0	2	0	0	4
vs. Northern Iowa	26	7-14	.500	2-5	.400	1-2	.500	4	2	1	2	0	0	17
Western Carolina	22	5-9	.556	1-3	.333	4-5	.800	6	3	0	0	0	2	15
Nebraska	10	3-6	.500	0-1	.000	2-2	1.000	2	2	1	1	0	0	8
at Northwestern	25	3-9	.333	0-3	.000	10-11	.909	5	3	0	2	0	0	16
Ohio State	27	6-7	.857	1-2	.500	3-4	.750	4	3	1	1	1	1	16
at Penn State	30	9-17	.529	0-2	.000	4-5	.800	12	3	0	4	0	0	22
Illinois	30	9-15	.600	0-3	.000	2-2	1.000	2	0	2	1	2	0	20
Michigan State	26	8-14	.571	1-2	.500	3-3	1.000	3	2	0	1	0	1	20
at Minnesota	28	9-13	.692	3-4	.750	4-4	1.000	3	4	1	2	0	0	25
Michigan	21	8-12	.667	1-3	.333	2-4	.500	8	3	0	1	2	0	19
at Indiana	13	1-4	.250	0-0	.000	2-2	1.000	5	5	0	1	0	0	4
Northwestern	17	0-4	.000	0-2	.000	0-0	.000	1	4	2	0	0	0	0
at Rutgers	31	3-10	.300	1-4	.250	0-0	.000	7	1	1	3	1	0	7
Maryland	21	1-7	.143	0-2	.000	3-5	.600	3	1	1	1	1	1	5
Indiana	28	7-13	.538	0-2	.000	2-2	1.000	9	3	2	3	0	1	16
at Ohio State	19	3-6	.500	0-1	.000	0-0	.000	0	2	2	0	0	0	6
Rutgers	24	3-5	.600	1-2	.500	3-6	.500	2	1	1	0	0	0	10
at Wisconsin	13	3-4	.750	0-1	.000	0-0	.000	2	3	0	1	1	0	6
at Nebraska	35	10-16	.625	0-2	.000	5-6	.833	7	2	1	1	0	0	25
vs. Illinois	23	3-7	.429	1-3	.333	0-0	.000	1	1	2	1	0	0	7
vs. Michigan	24	6-11	.545	0-2	.000	2-4	.500	4	0	0	2	0	0	14
vs. Cincinnati	32	8-11	.727	2-3	.667	2-3	.667	7	1	0	1	0	0	20
vs. Tennessee	32	4-8	.500	0-1	.000	5-6	.833	4	4	0	1	2	0	13
Totals = 32	756	156-294	.531	21-72	.292	86-107	.804	144	74	28	42	17	10	419
	23.6							4.5						13.1



NICOLAS HOBBS

2018-19

Opponent	Min.	FG-FGA	PCT	3-PT. FG	PCT	FT-FTA	PCT	REB	PF	AST	TO	BLK	STL	PTS
Alabama State	2	0-0	.000	0-0	.000	0-0	.000	0	0	0	0	0	0	0
vs. Northern Iowa	1	0-1	.000	0-0	.000	0-0	.000	0	0	1	0	0	0	0
Western Carolina	0	0-0	.000	0-0	.000	0-0	.000	0	0	0	0	0	0	0
Savannah State	7	2-3	.667	1-2	.500	0-0	.000	1	0	2	1	0	0	5
vs. Illinois	1	0-0	.000	0-0	.000	0-0	.000	0	0	0	0	0	0	0
vs. Michigan	2	1-1	1.000	1-1	1.000	0-0	.000	1	0	0	0	0	0	3
Totals = 6	13	3-5	.600	2-3	.667	0-0	.000	2	0	3	1	0	0	3
	2.2							0.3						1.3

RYAN KRIENER

2016-17

Opponent	Min.	FG-FGA	PCT	3-PT. FG	PCT	FT-FTA	PCT	REB	PF	AST	TO	BLK	STL	PTS
Kennsaw State	9	2-3	.667	0-1	.000	2-2	1.000	3	1	0	1	0	1	6
Savannah State	10	3-6	.500	0-0	.000	2-2	1.000	5	2	1	3	0	0	8
UT Rio Grande Valley	13	1-2	.500	0-0	.000	1-3	.333	5	2	2	1	3	0	3
vs. Virginia	5	0-1	.000	0-1	.000	0-0	.000	0	0	0	0	0	0	0
at Notre Dame	2	0-1	.000	0-0	.000	0-0	.000	0	2	0	1	0	1	0
Omaha	3	0-1	.000	0-0	.000	0-0	.000	2	0	0	0	0	0	0
Stetson	6	1-1	1.000	0-0	.000	0-0	.000	3	1	0	0	1	0	2
vs. Northern Iowa	4	1-2	.500	0-0	.000	0-0	.000	2	1	0	0	0	0	2
North Dakota	2	1-1	1.000	0-0	.000	0-0	.000	0	0	0	0	0	1	2
Delaware State	14	2-2	1.000	0-0	.000	1-3	.333	6	3	0	1	0	0	5
at Purdue	8	1-2	.500	0-0	.000	0-0	.000	2	0	0	0	0	0	2
Purdue	8	3-4	.750	0-0	.000	0-0	.000	2	2	0	0	0	0	6
at Northwestern	22	6-7	.857	1-2	.500	1-2	.500	2	1	0	1	0	0	14
Maryland	15	2-6	.333	0-0	.000	0-0	.000	6	4	1	2	0	1	4
at Illinois	11	2-6	.333	0-1	.000	0-0	.000	3	3	0	0	0	0	4
Ohio State	21	6-7	.857	0-0	.000	2-2	1.000	7	3	2	0	1	0	14
at Rutgers	7	0-1	.000	0-0	.000	0-0	.000	2	4	1	1	0	0	0
Nebraska	5	0-2	.000	0-0	.000	0-0	.000	0	0	1	0	0	0	0
at Minnesota	5	0-3	.000	0-0	.000	0-0	.000	1	1	0	0	0	0	0
at Michigan State	6	2-3	.667	0-0	.000	0-0	.000	2	1	0	2	1	0	4
Illinois	4	1-1	1.000	0-0	.000	0-0	.000	1	1	0	1	0	0	2
Indiana	18	2-2	1.000	0-0	.000	0-0	.000	3	2	1	1	3	1	4
at Maryland	2	0-0	.000	-0	.000	0-0	.000	0	0	0	1	0	0	0
at Wisconsin	5	0-1	.000	0-0	.000	0-0	.000	1	1	0	1	0	0	0
Penn State	2	0-1	.000	0-0	.000	0-0	.000	0	0	1	0	0	0	0
vs. Indiana	9	0-0	.000	0-0	.000	0-0	.000	0	2	0	1	0	1	0
South Dakota	4	1-1	1.000	0-0	.000	0-0	.000	0	0	0	0	0	0	2
TCU	15	1-2	.500	0-0	.000	0-1	.000	3	2	1	0	0	0	2
Totals = 28	235	38-69	.551	1-5	.200	9-15	.600	61	39	11	18	9	6	86
	8.4							2.2						3.1

2017-18

Opponent	Min.	FG-FGA	PCT	3-PT. FG	PCT	FT-FTA	PCT	REB	PF	AST	TO	BLK	STL	PTS
Chicago State	14	2-3	.667	0-0	.000	0-1	.000	1	3	2	3	2	0	4
Alabama State	17	2-2	1.000	0-0	.000	0-0	.000	4	4	4	0	0	1	4
Grambling State	11	2-2	1.000	0-0	.000	0-0	.000	1	1	1	1	0	0	4
vs. Louisiana	26	1-5	.200	0-0	.000	1-3	.333	4	5	2	0	1	2	3
vs. South Dakota St	10	2-2	1.000	1-1	1.000	0-0	.000	1	1	0	3	0	0	5
vs. UAB	11	1-1	1.000	0-0	.000	0-0	.000	1	4	0	2	0	0	2
at Virginia Tech	5	0-1	.000	0-0	.000	0-0	.000	0	3	0	0	0	2	0
Penn State	7	2-3	.667	1-1	1.000	0-0	.000	4	2	2	0	1	1	5
at Iowa State	6	1-4	.250	0-1	.000	0-0	.000	3	1	0	0	0	0	2
Southern	12	3-6	.500	0-1	.000	0-0	.000	3	0	2	1	1	2	6
vs. Drake	15	2-6	.333	0-1	.000	0-0	.000	2	2	2	0	0	0	4
Southern Utah	10	2-3	.667	0-0	.000	1-2	.500	4	0	3	1	0	1	5
vs. Colorado	5	1-1	1.000	0-0	.000	0-0	.000	2	0	1	2	0	0	2
Northern Illinois	17	2-5	.400	0-1	.000	1-2	.500	3	1	2	0	0	0	5
Michigan	4	0-1	.000	0-0	.000	0-0	.000	0	0	1	0	0	0	0
Ohio State	8	0-0	.000	0-0	.000	0-0	.000	2	0	0	1	1	0	0
at Maryland	5	1-2	.500	0-0	.000	0-0	.000	0	3	0	1	0	0	2
at Illinois	12	2-2	1.000	0-0	.000	1-2	.500	4	1	0	0	1	1	5
at Rutgers	11	1-3	.333	0-0	.000	0-0	.000	2	1	1	1	0	0	2
Michigan State	2	0-0	.000	0-0	.000	0-0	.000	0	1	0	1	0	0	0
at Ohio State	10	1-1	1.000	0-0	.000	0-1	.000	1	2	0	0	0	0	2
at Michigan	6	1-1	1.000	0-0	.000	0-0	.000	0	0	1	2	0	0	2
Indiana	6	0-0	.000	0-0	.000	0-0	.000	0	3	0	0	0	2	0
at Minnesota	14	7-11	.636	0-2	.000	1-2	.5000	3	2	0	1	0	0	15
Northwestern	10	1-5	.200	0-2	.000	0-2	.000	3	3	1	0	0	0	2
vs. Illinois	6	0-1	.000	0-0	.000	1-2	.500	0	1	0	0	0	1	1
vs. Michigan	20	6-7	.857	0-0	.000	2-4	.500	4	4	1	0	0	0	14
Totals = 27	280	43-78	.551	2-10	.200	8-21	.381	52	48	26	20	7	13	96
	10.4							1.9						3.6

INDIVIDUAL CAREER GAME-BY-GAME STATS

IOWA BASKETBALL



2020 MEDIA GUIDE

2018-19

Opponent	Min.	FG-FGA	PCT	3-PT. FG	PCT	FT-FTA	PCT	REB	PF	AST	TO	BLK	STL	PTS
UMKC	16	2-5	.400	0-3	.000	2-4	.500	8	0	0	2	1	0	6
Green Bay	8	3-5	.600	1-2	.500	1-2	.500	1	1	0	0	0	0	8
vs. Oregon	17	4-8	.500	1-3	.333	2-2	1.000	3	0	0	0	1	1	11
vs. Connecticut	10	3-4	.750	0-0	.000	0-0	.000	2	2	1	1	0	0	6
Alabama State	16	3-4	.750	1-1	1.000	1-1	1.000	3	2	1	0	2	1	8
Pittsburgh	9	0-0	.000	0-0	.000	0-0	.000	1	2	0	1	0	2	0
Wisconsin	7	0-1	.000	0-1	.000	1-2	.500	0	1	0	2	0	0	1
at Michigan State	12	0-3	.000	0-2	.000	1-2	.500	1	2	0	0	1	1	1
Iowa State	4	0-1	.000	0-0	.000	0-0	.000	1	1	0	0	0	0	0
vs. Northern Iowa	18	2-3	.667	0-0	.000	1-2	.500	4	1	1	1	0	1	5
Western Carolina	12	2-3	.667	0-1	.000	1-1	1.000	4	2	1	1	1	1	5
Savannah State	18	1-2	.500	0-0	.000	0-1	.000	9	3	4	1	0	1	2
Bryant	3	0-0	.000	0-0	.000	2-2	1.000	1	0	0	1	0	0	2
at Purdue	17	3-3	1.000	0-0	.000	4-4	1.000	3	2	2	4	0	1	10
Nebraska	26	5-8	.625	1-1	1.000	3-3	1.000	3	4	1	0	3	0	14
at Northwestern	15	1-6	.167	0-1	.000	0-0	.000	4	1	0	1	0	0	2
Ohio State	13	5-7	.714	1-1	1.000	0-0	.000	2	1	0	2	1	0	11
at Penn State	21	6-8	.750	2-3	.667	1-3	.333	3	2	5	1	0	2	15
Illinois	10	0-1	.000	0-0	.000	0-0	.000	1	3	1	3	0	0	0
Michigan State	11	0-0	.000	0-0	.000	0-0	.000	4	3	0	0	0	0	0
at Minnesota	17	3-6	.500	0-0	.000	0-0	.000	3	1	3	1	0	0	6
Michigan	22	6-9	.667	1-1	1.000	2-4	.500	10	2	1	2	0	1	15
at Indiana	13	1-4	.250	0-2	.000	0-0	.000	1	3	2	1	1	1	2
Northwestern	9	1-2	.500	0-0	.000	1-2	.5000	0	1	0	1	0	1	3
at Rutgers	11	0-1	.000	0-0	.000	0-0	.000	4	1	0	0	0	0	0
Maryland	13	2-3	.667	0-0	.000	2-2	1.000	3	2	0	2	0	0	6
Indiana	18	3-5	.600	0-1	.000	2-2	1.000	3	2	1	0	0	0	8
at Ohio State	18	4-7	.571	0-0	.000	1-2	.500	5	1	0	0	0	0	9
Rutgers	8	0-0	.000	0-0	.000	4-4	1.000	2	0	0	0	0	0	4
at Wisconsin	18	4-7	.571	0-1	.000	0-0	.000	3	4	0	1	0	1	8
at Nebraska	1	1-5	.200	0-0	.000	3-4	.750	4	2	0	0	1	0	5
vs. Illinois	16	5-8	.625	1-2	.500	0-0	.000	3	0	0	0	0	0	11
vs. Michigan	15	3-7	.429	0-1	.000	0-0	.000	3	2	0	2	0	0	6
vs. Cincinnati	13	2-2	1.000	0-0	.000	0-0	.000	0	4	1	5	0	0	4
vs. Tennessee	13	1-3	.333	0-0	.000	2-5	.400	2	3	0	2	0	0	4
Totals = 35	484	76-141	.539	9-27	.333	37-54	.685	104	61	25	35	12	15	198
	13.8							3.0						5.7





CONNOR MCCAFFERY

2017-18

Opponent	Min.	FG-FGA	PCT	3-PT. FG	PCT	FT-FTA	PCT	REB	PF	AST	TO	BLK	STL	PTS
Southern	17	1-1	1.000	1-1	1.000	2-3	.667	3	0	4	1	0	1	5
vs. Drake	9	0-0	.000	0-0	.000	0-0	.000	0	0	0	0	0	0	0
Southern Utah	15	0-1	.000	0-1	.000	0-0	.000	1	1	2	0	0	1	0
vs. Colorado	12	1-1	1.000	0-0	.000	1-1	1.000	0	1	1	3	0	1	3
Totals = 4	53	2-3	.667	1-2	.500	3-4	.750	4	2	7	4	0	2	8
	13.3							1.0						2.0

2018-19

Opponent	Min.	FG-FGA	PCT	3-PT. FG	PCT	FT-FTA	PCT	REB	PF	AST	TO	BLK	STL	PTS
UMKC	19	1-2	.500	0-1	.000	5-5	1.000	0	1	3	0	0	0	7
Green Bay	25	2-4	.500	0-1	.000	7-8	.875	1	3	3	1	0	2	11
vs. Oregon	15	1-3	.333	1-1	1.000	4-4	1.000	1	4	1	1	0	0	7
vs. Connecticut	29	5-8	.625	0-1	.000	9-11	.818	3	3	5	1	0	0	19
Alabama State	22	3-4	.750	0-0	.000	3-4	.750	1	2	7	2	0	1	9
Pittsburgh	20	0-3	.000	0-1	.000	1-2	.000	2	3	4	0	0	0	1
Wisconsin	22	2-3	.667	0-1	.000	2-2	1.000	1	1	1	1	0	0	6
at Michigan State	19	0-5	.000	0-2	.000	1-3	.333	4	3	3	1	0	0	1
Iowa State	21	2-5	.400	0-0	.000	8-8	1.000	3	3	5	2	1	0	12
vs. Northern Iowa	19	0-1	.000	0-0	.000	0-0	.000	3	0	1	2	0	2	0
Western Carolina	23	1-1	1.000	0-0	.000	7-10	.700	3	0	5	2	0	1	9
Bryant	12	0-0	.000	0-0	.000	3-4	.750	0	3	2	1	1	1	3
at Purdue	18	0-3	.000	0-1	.000	0-0	.000	3	0	3	1	0	0	0
Nebraska	12	0-1	.000	0-0	.000	0-0	.000	3	4	1	1	0	0	0
at Northwestern	18	2-6	.333	0-0	.000	1-1	1.000	2	1	4	1	0	1	5
Ohio State	14	0-1	.000	0-0	.000	1-2	.500	1	1	0	1	0	1	1
at Penn State	25	1-4	.250	0-2	.000	1-2	.500	2	1	2	1	0	2	3
Illinois	21	1-2	.500	0-0	.000	1-2	.500	1	2	8	2	0	0	3
Michigan State	21	1-5	.200	0-0	.000	2-2	1.000	2	2	5	0	0	1	4
at Minnesota	19	0-1	.000	0-1	.000	1-2	.500	1	3	3	0	0	1	1
Michigan	17	1-2	.500	0-0	.000	2-2	1.000	1	3	0	1	0	1	4
at Indiana	15	1-1	1.000	0-0	.000	1-2	.500	1	0	0	1	0	3	3
Northwestern	18	1-2	.500	1-2	.500	0-0	.000	2	2	5	1	0	1	3
at Rutgers	16	0-2	.000	0-1	.000	2-2	1.000	0	1	0	1	0	0	2
Maryland	17	2-3	.667	0-1	.000	2-3	.667	2	0	4	4	0	0	6
Indiana	24	0-0	.000	0-0	.000	1-2	.500	1	2	5	1	0	1	1
at Ohio State	18	1-3	.333	0-1	.000	0-0	.000	1	4	3	1	1	1	2
Rutgers	17	1-3	.333	0-0	.000	3-6	.500	1	3	2	2	0	0	5
at Wisconsin	17	1-6	.167	1-3	.333	3-4	.750	1	1	1	3	0	0	6
at Nebraska	16	2-4	.500	1-3	.333	1-2	.500	1	2	2	3	0	1	6
vs. Illinois	20	1-2	.500	1-1	1.000	0-1	.000	0	2	8	1	0	1	3
vs. Michigan	20	1-5	.200	0-3	.000	1-1	1.000	1	1	2	2	0	0	3
vs. Cincinnati	11	1-2	.500	1-2	.500	0-0	.000	0	0	2	1	0	0	3
vs. Tennessee	13	0-0	.000	0-0	.000	0-0	.000	0	0	2	0	0	1	0
Totals = 34	633	35-97	.361	6-29	.207	73-97	.753	49	61	102	43	3	23	149
	18.6							1.4						4.4



JACK NUNGE

2017-18

Opponent	Min.	FG-FGA	PCT	3-PT. FG	PCT	FT-FTA	PCT	REB	PF	AST	TO	BLK	STL	PTS
Chicago State	19	2-4	.500	0-1	.000	6-7	.857	4	1	0	2	1	4	10
Alabama State	20	2-6	.333	2-4	.500	0-0	.000	5	1	1	1	2	3	6
Grambling State	27	6-8	.750	3-5	.600	2-4	.500	7	0	2	0	1	0	17
vs. Louisiana	28	3-6	.500	0-1	.000	3-5	.600	2	1	0	4	0	1	9
vs. South Dakota St	25	5-5	1.000	2-2	1.000	2-4	.500	2	2	1	2	0	1	14
vs. UAB	14	0-3	.000	0-1	.000	0-0	.000	3	2	3	0	0	0	0
at Virginia Tech	20	2-4	.500	0-1	.000	0-0	.000	6	1	0	1	0	1	4
Penn State	15	1-1	1.000	0-0	.000	0-0	.000	1	2	0	2	3	0	2
at Indiana	26	4-8	.500	2-4	.500	2-2	1.000	6	3	1	0	1	1	12
at Iowa State	23	7-14	.500	1-5	.200	1-3	.333	8	4	4	0	1	0	16
Southern	20	2-5	.400	1-2	.500	6-6	1.000	2	1	2	1	4	0	11
vs. Drake	10	2-3	.667	0-0	.000	1-1	1.000	0	2	0	2	1	0	5
Southern Utah	21	4-5	.800	0-1	.000	1-2	.500	4	0	4	1	1	0	9
vs. Colorado	10	1-2	.500	0-1	.000	1-1	1.000	1	0	1	0	0	0	3
Northern Illinois	21	3-8	.375	1-4	.250	0-0	.000	2	0	1	1	2	2	7
Michigan	8	1-3	.333	0-2	.000	0-0	.000	0	1	2	0	0	0	2
Ohio State	8	1-3	.333	1-1	1.000	0-0	.000	2	1	0	2	0	0	3
at Maryland	3	0-0	.000	0-0	.000	0-0	.000	1	0	0	0	0	0	0
at Illinois	3	0-0	.000	0-0	.000	0-0	.000	0	2	0	1	0	1	0
at Rutgers	10	1-2	.500	0-0	.000	0-0	.000	2	3	0	1	0	0	2
Purdue	12	0-3	.000	0-2	.000	0-0	.000	2	1	2	1	1	2	0
Wisconsin	2	1-1	1.000	0-0	.000	0-0	.000	0	1	0	0	0	0	2
at Nebraska	22	1-5	.200	1-2	.500	2-2	1.000	4	1	1	1	1	1	5
Minnesota	14	2-5	.400	2-3	.667	0-0	.000	3	1	1	0	2	0	6
at Penn State	22	2-7	.286	0-0	.000	0-0	.000	2	1	0	0	0	0	4
Michigan State	15	1-3	.333	0-1	.000	0-0	.000	2	0	2	2	0	1	2
at Ohio State	21	6-12	.500	1-4	.250	5-5	1.000	5	0	1	0	0	0	18
at Michigan	12	0-4	.000	0-2	.000	0-0	.000	4	1	3	1	1	2	6
Indiana	21	2-3	.667	2-3	.667	2-2	1.000	5	1	1	2	2	1	8
at Minnesota	17	3-6	.500	0-2	.000	0-0	.000	4	1	3	1	1	2	6
Northwestern	9	0-5	.000	0-2	.000	0-0	.000	3	1	0	0	0	0	0
vs. Illinois	10	1-2	.500	0-0	.000	3-4	.750	1	0	0	1	0	0	5
vs. Michigan	9	0-3	.000	0-1	.000	0-0	.000	1	2	0	1	0	0	0
Totals = 33	517	66-149	.443	19-57	.333	37-49	.755	91	38	34	32	25	21	188
	15.7							2.8						5.7

CORDELL PEMSL

2016-17

Opponent	Min.	FG-FGA	PCT	3-PT. FG	PCT	FT-FTA	PCT	REB	PF	AST	TO	BLK	STL	PTS
Kennesaw State	16	4-7	.571	0-0	.000	2-7	.286	6	2	0	0	2	1	10
Savannah State	18	7-7	1.000	0-0	.000	4-4	1.000	9	1	3	2	0	0	18
Seton Hall	6	1-3	.333	0-1	.000	0-0	.000	5	1	0	2	0	0	2
UT Rio Grande Valley	6	0-1	.000	0-0	.000	1-4	.250	1	1	0	1	0	0	1
vs. Virginia	17	0-0	.000	0-0	.000	1-3	.333	5	1	0	2	1	0	1
vs. Memphis	18	3-4	.750	0-0	.000	0-2	.000	4	0	0	1	2	0	6
at Notre Dame	23	8-9	.889	0-0	.000	2-3	.667	2	4	3	1	0	1	18
Omaha	24	6-7	.857	0-0	.000	6-7	.857	4	4	2	4	1	1	18
Stetson	22	9-11	.818	0-0	.000	3-5	.600	8	3	2	0	2	0	21
Iowa State	28	4-7	.571	0-0	.000	3-5	.600	5	3	0	2	1	0	11
vs. Northern Iowa	18	4-47	1.000	0-0	.000	2-3	.667	5	3	0	1	0	1	10
North Dakota	24	4-7	.571	0-0	.000	1-8	.125	11	4	1	1	1	1	9
Delaware State	20	2-3	.667	0-0	.000	4-5	.800	3	3	2	2	1	2	8
at Purdue	16	4-8	.5020	0-0	.000	2-2	1.000	4	4	1	3	0	0	10
Michigan	31	2-8	.250	0-0	.000	0-0	.000	8	2	3	1	2	3	4
at Nebraska	34	3-6	.500	0-0	.000	4-6	.667	6	2	1	4	0	0	10
Rutgers	31	5-8	.625	0-0	.000	3-5	.600	2	3	1	2	3	0	13
Purdue	20	2-5	.400	0-0	.000	0-3	.000	8	3	1	1	1	0	4
at Northwestern	13	0-2	.000	0-0	.000	2-4	.500	1	0	0	2	0	1	2
Maryland	18	4-8	.5010	0-0	.000	1-2	.500	4	3	0	2	2	1	9
at Illinois	11	3-5	.600	0-0	.000	0-1	.000	4	3	0	0	0	0	6
Ohio State	15	3-3	1.000	0-0	.000	0-0	.000	2	3	5	1	1	0	6
at Rutgers	19	6-10	.600	0-0	.000	3-5	.600	7	1	0	2	1	2	15
Nebraska	16	2-5	.400	0-0	.000	2-3	.667	4	3	2	1	0	1	6
at Minnesota	22	2-2	1.000	0-0	.000	5-7	.714	6	3	0	2	0	0	9
at Michigan State	17	2-6	.333	0-0	.000	6-7	.857	7	1	0	0	0	1	10
Illinois	21	1-4	.250	0-0	.000	3-4	.750	2	2	2	1	1	2	5
Indiana	16	3-3	1.000	0-0	.000	3-4	.750	3	4	1	3	0	0	9
at Maryland	9	2-2	1.000	0-0	.000	0-1	.000	3	1	0	2	0	0	4
at Wisconsin	20	4-4	1.000	0-0	.000	2-2	1.000	2	3	1	2	0	1	10
Penn State	26	6-9	.667	0-0	.000	2-2	1.000	6	3	1	1	1	1	14
vs. Indiana	28	6-12	.500	0-0	.000	2-3	.667	11	4	1	0	0	1	14
South Dakota	16	2-3	.667	0-0	.000	0-3	.000	4	3	2	3	0	4	4
TCU	16	2-5	.400	0-0	.000	0-0	.000	7	3	2	1	1	0	4
Totals = 34	655	116-188	.617	0-1	.000	69-120	.575	169	84	37	53	24	25	301
	19.3							5.0						8.9



2017-18

Opponent	Min.	FG-FGA	PCT	3-PT. FG	PCT	FT-FTA	PCT	REB	PF	A	TO	BLK	STL	PTS
Chicago State	13	2-5	.400	0-0	.000	1-3	.333	5	4	1	2	0	0	5
Alabama State	24	6-9	.667	0-0	.000	3-8	.375	5	1	1	2	1	1	15
Grambling State	13	0-0	.000	0-0	.000	3-4	.750	2	1	1	3	0	0	3
vs. Louisiana	18	2-3	.667	0-0	.000	0-0	.000	8	2	1	2	1	0	4
vs. South Dakota St	12	0-1	.000	0-0	.000	2-2	1.000	3	1	2	1	0	0	2
vs. UAB	16	0-1	.000	0-0	.000	1-4	.250	5	0	4	0	1	0	1
at Virginia Tech	21	2-8	.250	0-0	.000	2-2	1.000	14	1	6	0	1	0	6
Penn State	19	4-6	.667	0-0	.000	2-4	.500	5	2	1	2	0	0	10
at Indiana	18	1-4	.250	0-0	.000	0-1	.000	2	2	1	2	1	1	2
at Iowa State	17	5-6	.833	0-0	.000	0-0	.000	8	1	2	1	0	0	10
vs. Drake	12	2-3	.667	0-0	.000	2-3	.667	8	1	1	1	0	0	6
Southern Utah	9	3-3	1.000	0-0	.000	2-2	1.000	4	1	0	1	0	1	8
vs. Colorado	25	3-7	.429	0-0	.000	4-5	.800	8	1	2	1	2	0	10
Northern Illinois	23	4-8	.500	0-0	.000	1-2	.500	4	2	4	1	1	1	9
Michigan	17	2-3	.667	0-0	.000	2-2	1.000	4	2	2	0	0	0	6
Ohio State	18	0-1	.000	0-0	.000	1-2	.500	5	1	1	2	0	0	1
at Maryland	21	0-2	.000	0-0	.000	2-2	1.000	2	1	2	3	0	0	2
at Illinois	7	2-2	1.000	0-0	.000	0-0	.000	3	4	0	2	0	0	4
at Rutgers	17	2-3	.667	0-0	.000	0-0	.000	6	1	1	0	0	0	4
Purdue	18	1-3	.333	0-0	.000	0-0	.000	6	2	0	1	0	0	2
Wisconsin	29	2-2	1.000	0-0	.000	7-8	.875	7	4	1	3	1	0	11
at Nebraska	18	5-6	.833	0-0	.000	0-1	.000	2	2	2	1	0	0	10
Minnesota	21	4-4	1.000	0-0	.000	2-3	.667	6	2	2	1	0	0	10
at Penn State	19	3-6	.500	0-0	.000	3-5	.600	3	2	0	3	0	0	9
Michigan State	19	4-4	1.000	0-0	.000	3-4	.750	7	3	2	0	1	1	11
at Ohio State	12	2-2	1.000	0-0	.000	0-0	.000	1	1	1	1	0	0	4
at Michigan	18	1-5	.200	0-0	.000	0-0	.000	3	2	2	2	0	1	2
Indiana	7	1-1	1.000	0-0	.000	0-0	.000	1	0	1	0	0	0	2
at Minnesota	13	0-3	.000	0-0	.000	1-2	.500	0	1	1	1	0	0	1
Northwestern	10	1-2	.500	0-0	.000	2-2	1.000	0	2	0	2	0	0	4
vs. Illinois	15	1-1	1.000	0-0	.000	3-3	1.000	3	1	0	1	0	1	5
vs. Michigan	6	0-1	.000	0-0	.000	2-2	1.000	4	2	1	3	0	0	2
Totals = 32	525	65-115	.565	0-0	.000	51-76	.671	144	53	47	45	10	7	181
	16.4							4.5						5.7

2018-19

Opponent	Min.	FG-FGA	PCT	3-PT. FG	PCT	FT-FTA	PCT	REB	PF	AST	TO	BLK	STL	PTS
UMKC	13	0-0	.000	0-0	.000	0-0	.000	2	2	1	2	0	0	0
Iowa State	16	2-3	.667	0-0	.000	4-4	1.000	6	3	1	3	1	0	8
Totals = 2	29	2-3	.667	0-0	.000	4-4	1.000	8	5	2	5	1	0	8
	14.5							4.0						4.0

RILEY TILL

2017-18

Opponent	Min.	FG-FGA	PCT	3-PT. FG	PCT	FT-FTA	PCT	REB	PF	AST	TO	BLK	STL	PTS
Chicago State	5	0-0	.000	0-0	.000	0-0	.000	1	0	0	1	0	1	0
Alabama State	4	0-1	.000	0-1	.000	0-0	.000	0	0	0	0	0	0	0
vs. South Dakota St	0	0-0	.000	0-0	.000	0-0	.000	0	0	0	0	0	0	0
Southern	4	0-2	.000	0-2	.000	0-0	.000	0	1	0	0	0	0	0
vs. Drake	2	0-0	.000	0-0	.000	0-0	.000	0	0	0	0	0	0	0
Southern Utah	3	1-1	1.000	0-0	.000	0-0	.000	0	1	0	0	0	0	2
Northern Illinois	2	0-1	.000	0-1	.000	0-0	.000	0	0	0	0	0	1	0
Purdue	2	0-0	.000	0-0	.000	0-0	.000	0	0	0	0	0	0	0
Totals = 8	22	1-5	.200	0-4	.000	0-0	.000	1	2	0	1	0	2	2
	2.8							0.1						0.3

2018-19

Opponent	Min.	FG-FGA	PCT	3-PT. FG	PCT	FT-FTA	PCT	REB	PF	AST	TO	BLK	STL	PTS
UMKC	1	0-0	.000	0-0	.000	0-0	.000	0	0	0	0	1	0	0
vs. Oregon	6	0-0	.000	0-0	.000	0-0	.000	3	0	1	0	1	0	0
Alabama State	16	0-3	.000	0-2	.000	1-2	.500	2	3	0	1	0	0	1
at Michigan State	4	0-0	.000	0-0	.000	3-4	.750	1	2	0	0	0	0	3
vs. Northern Iowa	6	0-0	.000	0-0	.000	0-0	.000	0	0	0	1	0	0	0
Savannah State	20	4-5	.800	0-0	.000	2-5	.400	3	2	2	1	0	2	10
at Purdue	2	0-0	.000	0-0	.000	0-0	.000	3	0	0	0	0	0	0
Nebraska	0+	0-0	.000	0-0	.000	0-0	.000	0	1	0	0	0	0	0
at Penn State	3	1-1	1.000	0-0	.000	0-0	.000	0	0	0	0	0	0	2
Illinois	2	0-0	.000	0-0	.000	0-0	.000	0	0	0	0	0	0	0
Michigan State	2	1-1	1.000	0-0	.000	2-2	1.000	0	0	0	0	0	1	4
at Minnesota	4	0-1	.000	0-1	.000	0-0	.000	0	0	0	0	0	1	0
at Ohio State	1	0-0	.000	0-0	.000	0-0	.000	0	0	0	0	0	0	0
at Wisconsin	4	0-0	.000	0-0	.000	0-0	.000	0	1	2	0	0	1	0
vs. Illinois	2	0-1	.000	0-0	.000	0-0	.000	0	0	0	0	0	0	0
vs. Michigan	2	0-0	.000	0-0	.000	2-2	1.000	0	0	0	0	0	0	2
Totals = 16	75	6-12	.500	0-3	.000	10-15	.667	9	12	5	3	2	5	22
	4.7							0.6						1.4



JOE WIESKAMP

2018-19

Opponent	Min.	FG-FGA	PCT	3-PT. FG	PCT	FT-FTA	PCT	REB	PF	AST	TO	BLK	STL	PTS
UMKC	28	5-10	.500	4-6	.667	1-2	.500	4	2	1	1	0	0	15
Green Bay	31	3-6	.500	0-2	.000	4-4	1.000	7	2	2	4	0	0	10
vs. Oregon	27	1-6	.167	1-4	.250	1-2	.500	3	2	0	3	1	0	4
vs. Connecticut	19	0-2	.000	0-1	.000	1-2	.500	5	2	1	3	0	2	1
Alabama State	20	6-7	.857	2-3	.667	6-7	.857	5	2	3	0	0	1	20
Pittsburgh	34	7-13	.538	4-8	.500	0-0	.000	11	1	0	1	2	1	18
Wisconsin	33	3-11	.273	1-4	.250	1-1	1.000	8	3	0	0	1	1	8
at Michigan State	23	2-5	.400	0-1	.000	4-7	.571	4	2	1	2	1	2	8
Iowa State	22	2-5	.400	0-2	.000	3-5	.600	1	2	2	2	0	0	7
vs. Northern Iowa	18	4-5	.800	2-3	.667	0-1	.000	1	3	0	2	0	0	10
Western Carolina	18	3-6	.500	1-3	.333	3-3	1.000	2	1	0	0	0	1	10
Savannah State	19	8-10	.800	5-7	.714	3-4	.750	4	0	1	0	0	1	24
Bryant	27	3-7	.429	1-5	.200	3-6	.500	5	3	1	2	0	0	10
at Purdue	28	3-8	.375	3-6	.500	0-0	.000	4	1	0	0	0	0	9
Nebraska	29	4-10	.4000	2-4	.500	0-0	.000	7	1	2	1	1	0	10
at Northwestern	32	7-11	.636	2-5	.400	3-5	.600	7	2	1	1	0	1	19
Ohio State	32	3-7	.429	0-2	.000	4-4	1.000	7	2	2	1	2	2	10
at Penn State	31	3-10	.3000	0-3	.000	4-4	1.000	7	2	0	1	1	2	10
Illinois	33	8-8	1.000	6-6	1.000	2-2	1.000	5	1	3	1	0	1	24
Michigan State	25	2-6	.333	1-5	.200	0-0	.000	3	3	0	1	0	2	5
at Minnesota	20	0-2	.000	0-1	.000	3-4	.750	3	2	1	0	0	1	3
Michigan	32	6-10	.600	1-3	.333	3-4	.750	7	2	2	1	0	5	16
at Indiana	34	4-7	.571	4-6	.667	1-2	.500	2	1	1	0	0	0	13
Northwestern	32	7-10	.700	3-5	.600	4-4	1.000	4	1	0	1	0	1	21
at Rutgers	23	4-7	.571	1-3	.333	0-0	.000	3	2	2	1	0	0	9
Maryland	20	0-5	.000	0-3	.000	2-2	1.000	3	3	0	2	1	2	2
Indiana	21	2-6	.333	0-3	.000	1-1	1.000	3	0	1	0	0	0	5
at Ohio State	25	5-6	.833	5-6	.833	2-2	1.000	3	3	1	2	0	0	17
Rutgers	33	1-7	.143	0-3	.000	3-5	.600	9	4	3	1	2	0	5
at Wisconsin	30	2-6	.333	1-4	.250	0-0	.000	3	2	0	1	2	1	5
at Nebraska	40	4-10	.400	3-6	.500	3-4	.750	8	2	3	0	0	0	14
vs. Illinois	30	5-7	.714	1-3	.333	2-2	1.000	7	1	0	0	0	1	13
vs. Michigan	32	1-5	.200	0-2	.000	1-2	.500	5	1	2	0	1	1	3
vs. Cincinnati	33	6-8	.750	4-6	.667	3-4	.750	5	1	1	2	1	1	19
vs. Tennessee	37	1-7	.143	1-5	.200	8-8	1.000	7	3	2	1	0	1	11
Totals = 35	971	125-256	.488	59-139	.424	79-103	.767	172	65	39	38	16	31	388
	27.7							4.9						11.1



**Overall: 23-12****Big Ten: 10-10****Home: 14-4****Away: 4-6****Neutral: 5-2**

Date	Opponent	Result	Attend.	Top Scorer	Top Rebounder
Nov. 8	UMKC	W, 77-63	9,317	Joe Wieskamp, 15	Tyler Cook, 9
Nov. 11	Green Bay	W, 93-82	10,597	Garza/Cook, 17	Joe Wieskamp, 7
^ Nov. 15	vs. #13 Oregon	W, 77-69	14,417	Jordan Bohannon, 16	Tyler Cook, 10
^ Nov. 16	vs. Connecticut	W, 91-72	10,909	Tyler Cook, 26	Cook, Baer, 8
Nov. 21	Alabama State	W, 105-78	12,939	Luka Garza, 22	Joe Wieskamp, 5
\$ Nov. 27	Pittsburgh	W, 69-68	10,158	Joe Wieskamp, 18	Joe Wieskamp, 11
* Nov. 30	#22 Wisconsin	L, 66-72	15,056	Tyler Cook, 19	Tyler Cook, 15
* Dec. 3	at #10 Michigan State	L, 68-90	14,797	Tyler Cook, 15	Luka Garza, 15
+ Dec. 6	Iowa State	W, 98-84	13,414	Tyler Cook, 26	Tyler Cook, 11
# Dec. 15	vs. Northern Iowa	W, 77-54	12,236	Garza/Cook, 17	Tyler Cook, 13
Dec. 18	Western Carolina	W, 78-60	9,642	Tyler Cook, 18	Luka Garza, 6
Dec. 22	Savannah State	W, 110-64	13,444	Joe Wieskamp, 24	Ryan Kriener, 9
Dec. 29	Bryant	W, 72-67	13,726	Tyler Cook, 19	Tyler Cook, 12
* Jan. 3	at Purdue	L, 70-86	13,701	Tyler Cook, 24	Tyler Cook, 6
* Jan. 6	#24 Nebraska	W, 93-84	11,782	Jordan Bohannon, 25	Isaiah Moss, 10
* Jan. 9	at Northwestern	W, 73-63	7,039	Joe Wieskamp, 19	Nicholas Baer, 10
* Jan. 12	#16 Ohio State	W, 72-62	14,528	Luka Garza, 16	Joe Wieskamp, 7
* Jan. 16	at Penn State	W, 89-82	7,733	Luka Garza, 22	Luka Garza, 12
* Jan. 20	Illinois	W, 95-71	13,589	Joe Wieskamp, 24	Tyler Cook, 7
* Jan. 24	#6 Michigan State	L, 67-82	14,416	Luka Garza, 20	Tyler Cook, 6
* Jan. 27	at Minnesota	L, 87-92	11,582	Luka Garza, 25	Tyler Cook, 9
* Feb. 1	#5 Michigan	W, 74-59	15,056	Luka Garza, 19	Ryan Kriener, 10
* Feb. 7	at Indiana	W, 77-72	17,222	Jordan Bohannon, 25	Tyler Cook, 7
* Feb. 10	Northwestern	W, 80-79	11,888	Joe Wieskamp, 21	Tyler Cook, 11
* Feb. 16	at Rutgers	W, 71-69	8,000	Jordan Bohannon, 18	Garza/Cook, 7
* Feb. 19	#24 Maryland	L, 65-66	11,986	Jordan Johannon, 14	Isaiah Moss, 10
* Feb. 22	at Indiana	W, 76-70 (OT)	15,056	Tyler Cook, 18	Nicholas Baer, 10
* Feb. 26	at Ohio State	L, 70-90	14,118	Joe Wieskamp, 17	Tyler Cook, 10
* March 2	Rutgers	L, 72-86	15,056	Nicholas Baer, 17	Joe Wieskamp, 9
* March 7	at #21 Wisconsin	L, 45-65	17,287	Kriener/Bohannon, 8	Tyler Cook, 7
* March 10	at Nebraska	L, 91-93 (OT)	15,821	Luka Garza, 25	Tyler Cook, 9
% March 14	vs. Illinois	W, 83-62	16,535	Nicholas Baer, 17	Joe Wieskamp, 7
% March 15	vs. #10 Michigan	L, 53-74	18,575	Cook/Garza, 14	Tyler Cook, 6
~ March 22	vs. #22 Cincinnati	W, 79-72	19,641	Luka Garza, 20	Luka Garza, 7
~ March 24	vs. #6 Tennessee	L, 77-83	19,610	Jordan Bohannon, 18	Joe Wieskamp, 7

^ - 2K Empire Classic -- New York City

\$ - ACC/Big Ten Challenge

+ - Iowa Corn Cy-Hawk Series

- The Hy-Vee Classic -- Des Moines, Iowa

* - Big Ten Conference Game

% - Big Ten Tournament -- Chicago

~ - NCAA Tournament -- Columbus, Ohio

Attendance Summary	Games	Totals	Average
Home	18	231,650	12,869
Away	10	127,300	12,730
Neutral	7	111,943	15,992
Totals	35	470,893	13,454


OVERALL GAMES: 23-12

Player	GP-GS	FG-FGA	PCT	3-pt. FG-FGA	3-pt. PCT	FT-FTA	PCT	REB	AVG	PF-D	AST	TO	BK	ST	PTS	AVG	MIN
Cook	33-33	174-341	.510	0-6	.000	130-202	.644	252	7.6	77-1	80	92	18	24	478	14.5	31.0
Garza	32-30	156-294	.53	21-72	.292	86-107	.804	144	4.5	74-1	28	42	17	10	419	13.1	23.6
Bohannon	35-35	112-294	.381	79-206	.383	102-117	.872	84	2.4	61-0	118	58	0	23	405	11.6	31.1
Wieskamp	35-35	125-256	.488	59-139	.424	79-103	.767	172	4.9	65-0	39	38	16	31	388	11.1	27.7
Moss	35-35	110-276	.399	48-114	.421	53-67	.791	100	2.9	55-0	62	49	7	32	321	9.2	24.1
Baer, N.	35-5	77-177	.435	45-118	.381	37-58	.638	162	4.6	63-1	44	26	36	34	236	6.7	19.1
Kriener	35-2	76-141	.539	9-27	.333	37-54	.685	104	3.0	61-0	25	35	12	15	198	5.7	13.8
McCaffery	34-0	35-97	.361	6-29	.207	73-97	.753	49	1.4	61-0	102	43	3	23	149	4.4	18.6
Pemsl	2-0	2-3	.667	0-0	.000	4-4	1.000	8	4.0	5-0	2	5	1	0	8	4.0	14.5
Dailey	35-0	31-88	.352	10-48	.208	15-20	.750	51	1.5	29-0	30	21	0	11	87	2.5	12.4
Ash	9-0	5-18	.278	5-16	.313	0-1	.000	5	0.6	1-0	4	0	0	3	15	1.7	4.1
Till	16-0	6-12	.500	0-3	.000	10-15	.667	9	0.6	12-0	5	3	2	5	22	1.4	4.7
Hobbs	6-0	3-5	.600	2-3	.667	0-0	.000	2	0.3	0-0	3	1	0	0	8	1.3	2.2
Baer, M.	9-0	2-4	.500	1-1	1.000	1-4	.250	4	0.4	1-0	0	1	0	0	6	0.7	2.2
Team								100				11					
TOTAL	35	914-2006	.456	285-782	.364	627-849	.739	1246	35.6	565-3	542	425	112	211	2740	78.3	40.0
OPP.	35	943-2104	.448	281-866	.324	418-606	.690	1217	34.8	721-20	545	454	97	230	2585	73.9	40.0

Score by Periods:	1	2	OT	Total
Iowa	1312	1399	29	2740
Opponents	1221	1333	31	2585

BIG TEN GAMES ONLY: 10-10

Player	G-GS	FG-FGA	PCT	3-pt. FG-FGA	3-pt. PCT	FT-FTA	PCT	REB	AVG	PF-D	AST	TO	BK	ST	PTS	AVG	MIN
Cook	18-18	94-192	.490	0-2	.000	63-101	.624	146	8.1	50-1	35	51	9	15	251	13.9	32.4
Garza	19-17	91-180	.506	9-42	.214	52-64	.813	87	4.6	49-1	20	26	9	4	243	12.8	23.4
Bohannon	20-20	69-182	.379	49-121	.405	64-71	.901	43	2.2	32-0	71	35	0	11	251	12.6	32.0
Wieskamp	20-20	70-152	.461	33-79	.418	40-51	.784	100	5.0	39-0	23	17	11	21	213	10.7	28.8
Moss	20-20	65-173	.376	28-64	.438	29-37	.784	59	3.0	29-0	34	28	3	19	187	9.4	25.7
Baer, N.	20-3	42-101	.416	25-73	.342	17-27	.630	90	4.5	42-1	27	14	18	16	126	6.3	19.0
Kriener	20-2	45-86	.523	5-14	.357	25-34	.735	59	3.0	38-0	16	21	7	8	120	6.0	14.8
McCaffery	20-0	17-57	.298	3-18	.167	35-39	.641	31	1.6	36-0	52	27	1	14	62	3.1	18.2
Dailey	20-0	17-45	.378	3-17	.176	2-3	.667	29	1.5	22-0	13	12	0	8	39	2.0	11.2
Till	9-0	2-3	.667	0-1	.000	5-6	.833	1	0.1	7-0	2	0	0	3	9	1.0	2.4
Baer, M.	3-0	0-0	.000	0-0	.000	0-2	.000	0	0.0	0-0	0	0	0	0	0	0.0	1.3
Ash	3-0	0-2	.000	0-2	.000	0-0	.000	1	0.3	0-0	1	0	0	2	0	0.0	1.7
Team								58				7					
IOWA	20	512-1173	.436	155-433	.358	322-435	.740	704	35.2	344-3	294	238	58	121	1501	75.1	40.0
OPP.	20	546-1185	.461	167-492	.339	274-382	.717	717	35.8	400-9	335	240	68	134	1533	76.7	40.0

Score by Periods:	1	2	OT	Total
Iowa	685	793	23	1501
Opponents	708	806	19	1533



CATEGORY	IOWA		OPPONENTS	
<u>Points</u>	High	110	Savannah State	93
	Low	45	Wisconsin	54
<u>FG Made</u>	High	39	Savannah State	35
	Low	18	Wisconsin	20
<u>FG Att.</u>	High	70	Savannah St/Michigan St	73
	Low	46	Bryant	43
<u>FG%</u>	High	.680	Illinois	.571
	Low	.305	Wisconsin	.323
<u>3FG Made</u>	High	19	Savannah State	13
	Low	1	Michigan	3
<u>3FG Att.</u>	High	42	Savannah State	35
	Low	13	UConn	12
<u>3FG%</u>	High	.714	Illinois	.500
	Low	.063	Michigan	.154
<u>FTM</u>	High	34	Green Bay	25
	Low	4	Wisconsin	2
<u>FTA</u>	High	45	Green Bay	32
	Low	6	Wisconsin	4
<u>FT% (min. 10)</u>	High	.906	Nebraska	.952
	Low	.556	Michigan	.500
<u>Off. Reb.</u>	High	21	Michigan State	17
	Low	3	Illinois	5
<u>Def. Reb.</u>	High	41	Michigan	34
	Low	14	Illinois	11
<u>Total Reb.</u>	High	48	Michigan	49
	Low	25	Purdue/Illinois	24
<u>Assists</u>	High	30	Savannah State	28
	Low	8	Tennessee	9
<u>Steals</u>	High	11	Pitt/Ohio State	11
	Low	1	Cincinnati	3
<u>Blocks</u>	High	8	Western Carolina	8
	Low	0	Mich St, Northwestern (2x)	0
<u>Turnovers</u>	High	18	UConn/Iowa State	26
	Low	6	Savannah State	7
<u>Fouls</u>	High	25	Wisconsin	30
	Low	9	Illinois/Michigan	12

GAME-BY-GAME SPECIALTY STATS					
Date	Opponent	Pts. Off	Pts. in	2nd	Bench
		TO's	Paint	Chance	Points
11/8	UMKC	11	22	12	27
11/11	Green Bay	17	42	16	33
11/15	vs. #13 Oregon	8	16	16	28
11/16	vs. Connecticut	13	44	20	27
11/21	Alabama State	29	52	6	32
11/27	Pitt	9	14	9	21
11/30	#22 Wisconsin	7	26	15	15
12/3	at #10 Mich State	11	20	16	14
12/6	Iowa State	11	42	21	34
12/15	vs. Northern Iowa	13	26	11	20
12/18	Western Carolina	28	34	10	22
12/22	Savannah State	23	34	13	33
12/29	Bryant	17	22	15	7
1/3	at Purdue	4	30	11	10
1/6	Nebraska	7	34	18	16
1/9	at Northwestern	9	30	15	23
1/12	#16 Ohio State	18	36	10	16
1/16	at Penn State	18	40	11	23
1/20	Illinois	20	32	5	13
1/24	#5 Michigan State	9	40	14	20
1/27	at Minnesota	10	38	16	16
2/1	#5 Michigan	7	40	11	24
2/7	at Indiana	19	32	2	14
2/10	Northwestern	18	30	5	9
2/16	at Rutgers	20	34	12	8
2/19	#24 Maryland	10	20	16	26
2/22	Indiana	6	38	20	14
2/26	at Ohio State	10	38	7	24
3/2	Rutgers	6	18	14	26
3/7	at #21 Wisconsin	17	18	7	22
3/10	at Nebraska	12	30	16	13
3/14	vs. Illinois	24	34	14	34
3/15	vs. #10 Michigan	3	34	12	14
3/22	vs. #22 Cincinnati	15	28	6	17
3/24	vs. #6 Tennessee	22	28	15	8
AVG.		13.7	31.3	12.5	20.1

IOWA AND OPPONENT INDIVIDUAL HIGH PERFORMANCES

CATEGORY	IOWA		OPPONENTS	
<u>Points</u>	26	Tyler Cook vs. UConn/Iowa State	29	Justin Ahrens (Ohio State)
<u>Field Goals Made</u>	12 (12-16)	Tyler Cook vs. Iowa State	10	James Palmer (Nebraska)/Jalen Adams (UConn)
<u>Field Goals Attempted</u>	17	3 times, last by Cook at Indiana	24 (10-24)	James Palmer Jr. (Nebraska)
<u>Field Goal Percentage (min. 5 made)</u>	1.000 (8-8)	Garza vs. Ala. St/Wieskamp vs. Illinois	1.000 (10-10)	Nick Ward (Michigan State)
<u>3-Point Field Goals Made</u>	6	3 players, last by Moss at Minnesota	7 (7-12)	Glynn Watson Jr. (Nebraska)
<u>3-Point Field Goals Attempted</u>	14 (6-14)	Jordan Bohannon vs. Savannah State	12	Adam Grant (Bryant)/Glynn Watson (Nebraska)
<u>3-Point Field Goals Pct. (min. 5 made)</u>	1.000 (6-6)	Joe Wieskamp vs. Illinois	1.000 (4-4)	Isaiah Roby (Nebraska)
<u>Free Throws Made</u>	10	Bohannon vs. Nebraska/Garza at N'western	11 (11-18)	Ethan Happ (Wisconsin)
<u>Free Throws Attempted</u>	13 (9-13)	Tyler Cook vs. Bryant/Northwestern	18 (11-18)	Ethan Happ (Wisconsin)
<u>Free Throw Pct. (min. 7 made)</u>	1.000 (10-10)	Jordan Bohannon vs. Nebraska	1.000 (9-9)	Justin Ahrens (Ohio State)
<u>Offensive Rebounds</u>	7	Tyler Cook vs. Iowa State	10	Fausto Pichardo (Alabama State)
<u>Defensive Rebounds</u>	11	Tyler Cook vs. UNI	12	Kenny Goins (Michigan State)
<u>Total Rebounds</u>	15	Tyler Cook vs. Wisconsin	14	3 players, last by Ethan Happ (Wisconsin)
<u>Assists</u>	8	4 times, last by McCaffery vs. Illinois	12	Cassius Winston (Michigan State)
<u>Steals</u>	6	Jordan Bohannon vs. Pitt	5	Geo Baker (Rutgers)
<u>Blocks</u>	5	Nicholas Baer vs. Bryant	6	Juwan Morgan (Indiana)
<u>Turnovers</u>	6	Tyler Cook vs. Green Bay	6	4 players, last by Vic Law (Northwestern)



Season Bests

<u>Player</u>	<u>Points</u>	<u>3-Pointers</u>	<u>Rebounds</u>	<u>Assists</u>	<u>Blocks</u>	<u>Steals</u>
Austin Ash	9, Savannah State	3, Savannah State	1, four times	2, Savannah State	---	1, three times
Michael Baer	3, twice	1, Savannah State	2, Savannah State	---	---	---
Jordan Bohannon	25, twice	6, Savannah State	6, Tennessee	8, twice	---	6, Pitt
Luka Garza	25, twice	3, Minnesota	12, Penn State	3, Michigan State	3, Green Bay	2, three times
Niko Hobbs	5, Savannah State	1, twice	1, twice	2, Savannah State	---	---
Ryan Kriener	15, twice	2, Penn State	10, Michigan	5, Penn State	3, Nebraska	2, twice
Connor McCaffery	19, UConn	1, five times	4, Michigan State	8, twice	1, twice	3, Indiana
Cordell Pems	8, Iowa State	---	6, Iowa State	1, twice	1, Iowa State	---
Riley Till	10, Savannah State	---	3, twice	2, twice	1, twice	2, Savannah State
Joe Wieskamp	24, twice	6, Illinois	11, Pitt	3, three times	2, three times	5, Michigan

Career Bests

<u>Player</u>	<u>Points</u>	<u>3-Pointers</u>	<u>Rebounds</u>	<u>Assists</u>	<u>Blocks</u>	<u>Steals</u>
Austin Ash	9, Savannah St., '18	3, Savannah St., '18	1, four times	2, Savannah St., '18	---	1, three times
Michael Baer	3, twice	1, Savannah St., '18	2, Savannah St., '18	---	---	---
Jordan Bohannon	30, UAB, '17	8, Maryland, '17	6, twice	13, TCU, '17	1, Nebraska '17	6, Pitt, '18
Luka Garza	25, three times	3, twice	16, Wisconsin, '18	3, five times	5, NIU, '17	3, Drake, '17
Niko Hobbs	5, Savannah St., '18	1, Savannah St., '18	1, Savannah St., '18	2, Savannah St., '18	---	---
Ryan Kriener	15, three times	2, Penn State, '19	10, Michigan, '19	5, Penn State, '19	3, twice	2, six times
Connor McCaffery	19, UConn, '18	1, five times	4, Michigan St., '18	8, twice	1, twice	3, Indiana, '19
Jack Nunge	18, Ohio State, '18	3, Grambling St, '17	8, Iowa State, '17	4, twice	4, Southern, '17	4, Chicago St, '17
Cordell Pems	21, Stetson, '16	---	14, Virginia Tech, '17	6, Virginia Tech, '17	3, Rutgers, '17	4, South Dakota, '17
Riley Till	10, Savannah St., '18	---	3, twice	2, twice	1, three times	2, Savannah St., '18
Joe Wieskamp	24, twice	6, Illinois, '18	11, Pitt, '18	3, three times	2, three times	5, Michigan, '19



Capacity crowds at the 15,056-seat Carver-Hawkeye Arena are the norm in Iowa City. Iowa has ranked in the Top 30 in national attendance each of the past six seasons, including 23rd a year ago.

**2018-19 IOWA HAWKEYE FINAL NOTES**

- Iowa is one of only four teams to win an FBS bowl game and win at least one game in the men's and women's NCAA Tournament (Kentucky, Baylor, Oregon).
- Iowa posted five victories over nationally-ranked opponents in 2018-19, equaling Iowa's highest total in the Fran McCaffery era and the most since 2006 (8).
- Iowa has qualified for four NCAA tournaments over the last six years (2014, 2015, 2016, 2019) and seven postseason tournaments over the last eight seasons (4 NCAA; 3 NIT).
- Iowa has won its last three NCAA Tournament first round games (2015 vs. Davidson; 2016 vs. Temple; and 2019 vs. Cincinnati).
- Iowa finished with 23 wins, its second highest total in 13 seasons, and most victories under Fran McCaffery for an NCAA Tournament team. Iowa won 25 games in the 2012-13 season (NIT runner-up).
- Iowa was ranked for 16 straight weeks in either the Associated Press or Coaches Poll (Nov. 19, 2018 - Feb. 25, 2019).
- The Hawkeyes registered three victories over conference tournament champions (Iowa State, Oregon, and Cincinnati).
- Fran McCaffery has guided Iowa to 20 wins or more in five of the last seven seasons and upper division finishes in the Big Ten six of the last seven seasons. Only Michigan State (7) has more first division finishes than Iowa (6) and Wisconsin (6) since the 2013 season.
- Iowa went undefeated in regular season nonconference play for the first time since the 1986-87 season, winning all 11 games by a margin of 16.9 points.
- Iowa improved its overall win total by nine games after winning 14 contests a year ago and more than doubled its Big Ten win total (10) from last season (4). Additionally, Iowa improved its scoring defense during conference play by 6.4 points per game.
- Jordan Bohannon became the seventh Hawkeye to register three 100-assist seasons (Dean Oliver, Jeff Horner, B.J. Armstrong, Andre Woolridge, Mike Gesell, Devyn Marble).
- Jordan Bohannon (264) surpassed Jeff Horner (262) to become Iowa's all-time leader in 3-point field goals made.
- Iowa posted back-to-back buzzer beaters for the first time since 2002. Both of Iowa's buzzer beaters over Northwestern (Bohannon) and Rutgers (Wieskamp) were 3-pointers. Both buzzer beaters in 2002 were made by Luke Recker in the Big Ten Tournament.
- Jordan Bohannon has led the Big Ten in free throw percentage each of the last two seasons. The junior guard missed only seven free throws in 20 league games this season (64-of-71, .901). Bohannon was 37-of-39 (.949) a year ago.
- Jordan Bohannon is the 10th player in all of Division I basketball since 1992, to post at least 79 triples and 118 assists per season in each of his first three seasons.
- Luka Garza joins Aaron White and Jess Settles as the only Hawkeyes to total more than 800 points and 350 rebounds through their sophomore season.
- Tyler Cook was named a USBWA and NABC all-district honoree in addition to being named to the All-Big Ten second team (media) and third team (coaches).
- Jordan Bohannon (1,204 points) surpassed brother Matt (1,092 at UNI) and Jason (1,170 at Wisconsin) for most points scored in a career by a Bohannon. With the win over Cincinnati, Jordan joins brothers Matt, Zach, and Jason with NCAA Tournament wins.

- Iowa's 285 three-pointers made and 782 three-pointers attempted are second most, while its 2,740 points are fifth most in a single season in program history.
- Senior Nicholas Baer is the only player in program history to total 750 points, 500 rebounds, 100 blocked shots, 100 assists, 100 steals, and 100 3-pointers. Baer also became just the third Hawkeye since 1980 to lead the team in steals three consecutive seasons and the first Hawkeye to lead the team in blocks and steals in the same season twice (2017, 2019).
- Five Hawkeyes earned Academic All-Big Ten honors: Austin Ash, Michael Baer, Nicholas Baer, Connor McCaffery, and Jack Nunge.
- The Big Ten led all conferences with eight teams in the NCAA Tournament. The Big Ten advanced seven teams to the Round of 32 for the first time in league history (7-1).

HAWKEYES SPLIT TWO GAMES IN NCAA TOURNAMENT

Iowa upended seven-seeded and 22nd-ranked Cincinnati (79-72) in the first round of the NCAA Tournament at Nationwide Arena in Columbus, Ohio. The Hawkeyes came back from down 25 points to force overtime against second-seeded and sixth-ranked Tennessee but ultimately lost in overtime (83-77) in the second round.

- The Hawkeyes trailed by as many as 13 points in the first half before collecting the win on the strength of a 48-36 scoring advantage in the final 20 minutes. Iowa scored at least one point on nine of final 10 offensive possessions.
- Luka Garza netted a team-best 20 points against the Bearcats. Garza became the sixth Hawkeye in history to have 20 points and seven rebounds in their NCAA Tournament debut (Carl Cain, 1955; Chad Calabria, 1970; Glenn Vidnovic, 1970; Jess Settles, 1996; Greg Brunner, 2005; Luka Garza, 2019).
- Freshman Joe Wieskamp scored 19 points in his first NCAA Tournament contest as a Hawkeye. Wieskamp is the first Hawkeye freshman with 19+ points & 5+ rebounds in an NCAA Tournament game since Guy Rucker had 19 points and five rebounds against Virginia in the first round in 1997.
- The win over Cincinnati was Iowa's second win as a lower seed in the Round of 64 of the NCAA Tournament in program history. The other came as a No. 9 seed over No. 8 seed Texas in 1992.
- The Hawkeyes made 11 3-pointers versus Cincinnati (11-of-22, .500). Iowa improved to 10-2 in 2018-19 when making 10 or more triples. Iowa shot 50 percent or better from 3-point range six times in 2018-19.
- Iowa shot a blistering 65.4 percent from the field (17-of-26), including 63.6 percent from 3-point range (7-of-11) in the second half against Cincinnati.
- Iowa handed Cincinnati its first loss of the season when leading at halftime (23-1).
- Iowa trailed by as many as 25 points in the first half and came all the way back to tie the contest and send the game into overtime. The 25-point comeback equaled the largest comeback in NCAA Tournament history (BYU rallied from a 25-point deficit versus Iowa in the 2012 First Four).
- The last two Iowa-Tennessee games played in the NCAA Tournament went to overtime (2014 First Four, 2019 Round of 32).
- Iowa never led in the game against the Volunteers, tying the game twice in the final 2:39 of regulation.



DOUBLE THE EXCITEMENT

Iowa was one of nine schools from Power 5 conferences to have its men's and women's basketball teams with 23 wins or more. Joining Iowa are Kentucky, and Mississippi State from the SEC; Florida State and N.C. State from the ACC; Maryland from the Big Ten; Iowa State and TCU from the Big 12; and Oregon from the Pac-12.

4 HAWKEYES GARNER POSTSEASON CONFERENCE RECOGNITION

Tyler Cook (14.5 ppg and 7.6 rpg) was a second-team All-Big Ten honoree by the media and third-team pick by the coaches. Jordan Bohannon (11.6 ppg and 2.4 rpg) was a third-team honoree by the coaches and honorable mention by the media. Luka Garza (13.1 ppg and 4.5 rpg) earned honorable mention recognition by the media, while Joe Wieskamp (11.1 ppg & 4.9 rpg) was voted to the five-player All-Big Ten Freshman Team by the league coaches.

Cook was also tabbed to the USBWA All-District Team and to the NABC All-District 7 Second Team. Cook ranked third in the league in free throws attempted per game (6.16), sixth in rebounding (7.9), 11th in field goal percentage (.528), and 12th in scoring (14.9). Cook (6-foot-9, 250 pounds) is one of only nine players in program history to total more than 1,300 points and 600 rebounds. The native of St. Louis, Missouri, posted a team-best six double-doubles in 2018-19 and is one of 15 players in Iowa history to record at least 15 career double-doubles. He recorded at least 15 points and five rebounds over a 10-game span from Nov. 30 to Jan. 12, becoming the first Hawkeye to accomplish the feat since James Winters 25 years ago (1993-94). The junior forward was named to the 2K Empire Classic All-Tournament Team, averaging 17.5 points and nine rebounds in wins over Oregon and Connecticut at Madison Square Garden in New York City.

TYLER COOK GOES PRO

After his junior season, Tyler Cook left early to play professional basketball. He signed a two-way deal with the Denver Nuggets.

In his third season with Iowa, Cook was a second-team All-Big Ten selection and earned all-district accolades by the NABC and USBWA. He led the team in both scoring (14.5) and rebounding (7.6), while ranking fifth in the Big Ten in free throws attempted per game (6.12), eighth in rebounding (7.6), 12th in scoring (14.5), and 13th in field goal percentage (.528).

IMPROVING HAWKEYES

Last season, Iowa was 14-19 overall, including a 4-14 mark in conference play. The Hawkeyes more than doubled its Big Ten win total from a year ago and have eight more overall victories than last season.

Iowa's overall win total improvement and conference improvement from a year ago both rank among the best in the country among schools in Power 5 conferences.

Iowa's all-time winning coach, Tom Davis (1987-1999), had his lowest win total as a Iowa's coach in his eighth season (11 wins) and rebounded in his ninth year with 21 victories. Fran McCaffery also had his lowest win total as Iowa's coach in his eighth year (14 wins) and has rebounded this season with 23 wins.

GARZA JOINS ELITE COMPANY

Luka Garza has put up numbers that few Hawkeyes have done through their sophomore season. Garza joins Aaron White and Jess Settles as the only Hawkeyes to total more than 800 points and 350 rebounds through their sophomore year.

Garza's sophomore campaign started with surgery in early September to remove a benign cyst in his abdomen. The native of Washington, D.C., recovered in time to start the season opener and have another stellar season for the Hawkeyes. Garza was an honorable mention all-conference honoree and was voted the MVP of the 2K Empire Classic in New York City.

Garza achieved single season bests in scoring (13.1), field goals made (4.9), and free throw percentage (.804). He ranked second on the squad in scoring (13.1) and fourth in rebounding (4.5).

Garza tallied 20 or more points a team-best eight times, including four straight games (at Penn State, Illinois, No. 6 Michigan State, at Minnesota), becoming the first Hawkeye to do so since Aaron White in 2015.

Garza reached double digits in both NCAA Tournament games, including a game-high 20 points in Iowa's first round win over Cincinnati. He became the sixth Hawkeye in history to have 20 points and seven rebounds in their NCAA Tournament debut.

RYAN KRIENER TOOK THE NEXT STEP

Junior Ryan Kriener posted his first career double-double in Iowa's 15-point win over No. 5 Michigan on Feb. 1.

The native of Spirit Lake, Iowa, registered single-season bests in nearly every statistical category as a junior. His scoring (5.7) and rebounding (3.0) averages improved, along with his shooting percentages. Kriener tallied double figures seven times in 2018-19.

COOK, BOHANNON JOIN 1,000-POINT CLUB

Jordan Bohannon joined classmate Tyler Cook in the 1,000-point club on Jan. 12. Bohannon is 29 assists from becoming the sixth Hawkeye to amass 1,000 points and 500 assists. Bohannon also surpassed Jeff Horner for first in career triples made as a Hawkeye with his three treys in Iowa's last contest of the season against No. 6 Tennessee in the NCAA Tournament second round.

Cook became the ninth Hawkeye to total 1,300 points and 600 rebounds. Cook is one of 15 players in Iowa history to have 15 or more double-doubles.

IOWA'S STATISTICAL COMPARISONS

	All Games	Big Ten	Home Games	Away Games	Iowa Wins	Iowa Losses
Record	23-12	10-10	14-4	9-8	23-0	0-12
Points	78.3	75.1	81.2	75.2	83.0	69.2
Opp. Pts	73.9	76.7	72.1	75.8	69.8	81.6
FG%	.456	.436	.465	.446	.489	.396
FG Def.	.448	.461	.437	.461	.427	.491
3-PT%	.364	.358	.366	.363	.400	.295
3-pt. Def.	.324	.339	.333	.315	.298	.380
FT%	.739	.740	.741	.735	.749	.714
REB	35.6	35.2	36.6	34.6	36.4	34.1
AST	15.5	14.7	16.2	14.7	16.9	12.8
TO	12.1	11.9	12.1	12.2	12.2	12.0
STL	6.0	6.1	6.4	5.6	6.3	5.4
BLK	3.2	2.9	4.1	2.3	3.5	2.6

**MR. CLUTCH**

Jordan Bohannon, who was tabbed third-team All-Big Ten by the coaches and an honorable mention selection by the media this season, scored when it mattered most down the stretch. The junior guard averaged 4.2 points in the first half and 7.4 points in the second half in 2018-19.

There were four games (Green Bay, Wisconsin, Northwestern, and Indiana) where he was held scoreless in the first half but finished in double figures. In 19-of-35 games, Bohannon scored more points in the second half than the first. He scored 10 or more points in the second half 13 times in 2018-19.

Bohannon totaled 118 assists as a junior, becoming just the seventh Hawkeye to register three 100-assist seasons, joining Dean Oliver, Mike Gesell, Andre Woolridge, Devyn Marble, B.J. Armstrong, and Jeff Horner.

Bohannon ranked among the nation's best in most points in the final two minutes of regulation and final two minutes of overtime this season with 85 points. In the final two minutes of games, Bohannon shot 54.2 percent (19-of-35) from the field, 43.5 percent (10-of-23) from 3-point range, and 87.2 percent from the foul line (41-of-47).

RELIVING BACK-TO-BACK BUZZER BEATERS

Iowa won consecutive games in thrilling fashion, upending Northwestern and Rutgers in mid-February on last-second 3-pointers. The last time the Hawkeyes won back-to-back games at the buzzer was 2002. Luke Recker sank game-winning baskets over Wisconsin (58-56) and Indiana (62-60) at the Big Ten Tournament in Indianapolis.

- Junior Jordan Bohannon scored the game-winning 3-pointer with 0.6 seconds remaining to lift the Hawkeyes to an 80-79 win over Northwestern on Feb. 10. Bohannon scored all 15 of his points in the second half, including 13 points in the final 3:20. Northwestern led Iowa by 15 points (72-57) with 4:30 left in the game and 11 points (76-65) with 2:09 remaining. Iowa out-scored Northwestern 23-7 to rally for the victory.
- Freshman Joe Wieskamp made his first 3-pointer of the game on a banked 3-pointer with 0.2 seconds left to propel the visiting Hawkeyes to a 71-69 win at Rutgers on Feb. 16. Iowa led the Scarlet Knights by two points in the closing seconds before Geo Baker rattled home a 3-pointer with 3.3 seconds remaining to give Rutgers a one-point advantage before Wieskamp's heroics.

BOHANNON'S WEEK

Bohannon led Iowa to a pair of victories over Indiana (Feb. 7) and Northwestern (Feb. 10), averaging 20 points, 4.5 assists and one steal, while shooting 66.7 percent (8-12) from 3-point range and 54.5 percent (12-22) from the field.

The native of Marion, Iowa, tied a season best with 25 points and also dished out a team-best six assists with no turnovers in a 77-72 win at Indiana. Bohannon scored Iowa's final 11 points, including going 5-of-6 from the free throw line, over the final 90 seconds to preserve the win at Assembly Hall.

Bohannon netted all 15 of his points over the final 5:28 of Sunday's win over Northwestern to cap a 15-point Iowa comeback over the final 4:30, including sinking the game-winning 3-pointer with 0.6 seconds remaining. The last second win was Iowa's first since Adam Woodbury's last second game-winner over Temple on March 18, 2016, in the first round of the NCAA Tournament. Bohannon made two treys in the final 25 seconds against the Wildcats.

MAKING THE FREEBIES

Iowa made 49 more free throws than any other Big Ten team. The Hawkeyes made 627 free throws, while Minnesota was second behind Iowa with 578 makes. Iowa made more free throws than six Big Ten teams attempted (Rutgers, Northwestern, Penn State, Illinois, Michigan, and Wisconsin). The Hawkeyes ranked fifth in the country in free throw makes (627) and ninth nationally in free throw attempts (849).

Individually, Jordan Bohannon ranked second in the conference and 23rd nationally in free throw accuracy (.872, 102-of-117), while Luka Garza was seventh in the Big Ten (.814, 92-of-113).

Bohannon led the Big Ten in free throw percentage each of the last two seasons. The native of Marion, Iowa, missed only seven free throws in 20 league games this season (64-of-71, .901). Bohannon was 37-of-39 (.949) a year ago.

CONSISTENT PLAY OUT OF FRESHMAN WIESKAMP

Joe Wieskamp was a consistent contributor for the Hawkeyes as a freshman, earning recognition on the five-player All-Big Ten Freshman Team. Wieskamp announced on April 11, that he is going through the 2019 NBA Draft process without an agent.

The shooting guard ranked fourth on the team in scoring (11.1 ppg); second in rebounding (4.9 rpg); tied for second in steals (30). Wieskamp shot 42.4 percent clip from 3-point range (59-of-139) and 48.8 percent overall from the field (125-of-256). His 42.4 percent from 3-point range was second in the Big Ten and ranked second all-time among Iowa freshmen behind Jake Kelly (.435, 30-of-69). Additionally, his 59 triples is second among Iowa rookies behind Jordan Bohannon's 89 in 2017.

Wieskamp twice earned Big Ten Freshman of the Week honors. The native of Muscatine, Iowa, sank his first 3-pointer of the game with 0.2 seconds left and Iowa trailing by one point to propel the Hawkeyes to a 71-69 thrilling win at Rutgers on Feb. 16.

Wieskamp matched a personal-best with 24 points in Iowa's win over Illinois. His efforts in Iowa's victories over Illinois and at Penn State in mid-January earned Wieskamp, Big Ten Freshman of the Week accolades on Jan. 21. The rookie helped Iowa set a Carver-Hawkeye Arena team record for field goal percentage, making 68 percent of its attempts (34-of-50) versus the Fighting Illini. He also helped the Hawkeyes total 89 points at Penn State, its highest point total ever at State College, dating back to 1955.

Wieskamp earned Big Ten Freshman of the Week laurels for the second time after totaling 16 points, seven rebounds, five steals, and two assists in Iowa's 15-point win over No. 5 Michigan. The five steals are the most by a Hawkeye in a Big Ten game in two years. Wieskamp became the fourth freshman nationally to register 16+ points, 7+ rebounds and 5+ steals versus a ranked opponent in the last five seasons (LSU's Ben Simmons; NC State's Dennis Smith, Jr.; Pitt's Trey McGowens).

Wieskamp had a 13-point effort in Iowa's win at Indiana -- making all four of his 3-point attempts in the first half -- and scored a team-best 21 points in the comeback victory over Northwestern.



CONNOR MCCAFFERY RETURNS HEALTHY

Connor McCaffery received a medical redshirt following last season. McCaffery (6-foot-5, 205 pounds) has four years of men's basketball eligibility remaining after averaging 13.3 minutes in only four games last December as a true freshman. The native of Iowa City missed two games due to a sprained ankle, eight contests due to mononucleosis, and 19 games after undergoing a tonsillectomy.

McCaffery is the son of head coach Fran McCaffery. Iowa is one of 12 Division I teams in which the head coach has a son on the 2018-19 roster (Alabama, Cal State Bakersfield, Central Connecticut State, Central Florida, Detroit Mercy, Kentucky, Oregon State, Portland, Syracuse, Southern Illinois, Tennessee Martin).

McCaffery is believed to be one of three Division I men's basketball student-athletes who are dual-sport athletes in 2018-19. McCaffery (basketball and baseball), joins South Carolina junior Evan Hinson (football and basketball) and Buffalo sophomore Dominic Johnson (football and basketball).

After Iowa lost in the Big Ten Tournament, McCaffery went to Duane Banks Field and saw action in three baseball games against Cal State Northridge. McCaffery pinch hit in the first two games of the series, before starting game three in left field. He went 3-for-4 with two doubles against the Matadors.

HAWKEYE FASTBREAKS

- Iowa led the Big Ten in scoring for the second time in sixth seasons, averaging 78.3 points per game.
- Iowa posted six Quad 1 wins and six Quad 2 victories in 2018-19.
- Iowa won 21 games in the regular season, matching the highest total in 13 seasons (2015 and 2016).
- Iowa was 5-7 against nationally-ranked teams in 2018-19.
- Iowa recorded its first regular season sweep over Indiana since the 2010-11 season.
- Riley Till and Michael Baer earned Dean's List recognition for their academic achievements in the Fall of 2018.
- Iowa started the year 16-3, matching its best start in the Fran McCaffery era (2015-16).
- Iowa established a Carver-Hawkeye Arena field goal percentage record, making 68 percent of its attempts (34-of-50) in a 95-71 convincing victory over Illinois on Jan. 20.
- Iowa's 89 points in a seven-point win at Penn State on Jan. 16, are the most scored by the Hawkeyes in State College, dating back to 1955. The previous high was 86 on Jan. 6, 2001.
- Iowa has scored 94 points or more in the last three games versus Illinois (104 at Illinois on Jan. 11, 2018; 96 in New York on Feb. 28, 2018; 95 in Iowa City on Jan. 20, 2019).
- Iowa is one of 20 schools nationally to have five or more redshirts on their roster. Iowa's five redshirts are tied for second most in the B1G with Michigan State (Wisconsin, 8).
- Two Hawkeyes were named to the 2K Empire Classic All-Tournament Team: Luka Garza (MVP) and Tyler Cook. Cook averaged 16.5 points and nine rebounds, while Garza averaged 16 points and 6.5 rebounds in the two victories. Iowa trailed for only two minutes in the two victories over No. 13 Oregon and Connecticut.
- Iowa posted back-to-back wins over Michigan and Indiana for the first time since 2007.

- Iowa won the 2K Empire Classic in New York City with wins over Oregon and Connecticut. The last time Iowa won an in-season tournament outside of the state of Iowa was the 1998 San Juan Christmas Shootout.
- Iowa is 86-21 when scoring 80 points or more, the last nine seasons. The Hawkeyes are 70-2 when holding opponents to fewer than 61 points, the last eight years.
- Iowa has won 59 of its last 63 nonconference home games, dating back to 2012. The Hawkeyes went a perfect 8-0 against nonleague opponents in 2018-19.
- Iowa made a school record with 19 3-pointers made versus Savannah State on Dec. 22.
- Iowa posted 98 points in its 14-point win over Iowa State. The last time Iowa scored 90 points or more against Iowa State was Dec. 10, 1988, in Iowa City (Iowa won 91-71).
- Iowa improved to 6-1 all-time in The Hy-Vee Classic with its 77-54 win over UNI on Dec. 15 in Des Moines. In the seven-year history of four-team Hy-Vee Classic, Nicholas Baer is the only player to win four games in four years. Baer averaged 10 points, nine rebounds, 2.75 assists, 2.5 blocked shots, and two steals in four games played.
- Iowa's 105 points versus Alabama State, equaled the fourth highest point total in a single-game in the Fran McCaffery era.
- Iowa torched Alabama State for 68 first-half points, the most points scored by Iowa in a half in the Fran McCaffery era besting a 63-point outburst in the second half at Minnesota a year ago.
- Fran McCaffery has guided Iowa to upper division finishes in the Big Ten in six of the last seven seasons. McCaffery has accumulated 18 first division finishes in 23 years as a head coach.

NUNGE, FREDRICK REDSHIRTED

Sophomore forward Jack Nunge and freshman guard CJ Fredrick redshirted the 2018-19 season. Nunge, one of seven forwards on the 2018-19 roster, saw action in all 33 games as a freshman, ranking second on the team in blocked shots (25), fourth in steals (21), and fifth in scoring (5.7). Fredrick was the 2018 Kentucky Gatorade Player of the Year his senior year at Covington Catholic High School.

IOWA HISTORY

Iowa has played 2,808 games since beginning basketball in 1902. Iowa's overall record is 1,649-1,157 (.587). Iowa's 1,649 wins are 36th most among Division I programs. That includes a 1,053-370 (.740) record in home games, a 590-786 (.429) record in contests away from Iowa City, a 776-788 (.496) mark in Big Ten games and a 458-144 (.761) record in Carver-Hawkeye Arena.

MCCAFFERY RECORDS WIN NO. 20

Fran McCaffery and the Iowa Hawkeyes reached the 20-win plateau for the fifth time in seven seasons. McCaffery joins Lute Olson (6) and Tom Davis (10) as the only Iowa head coaches to win 20 or more games in at least five seasons. Both Olson and Davis had 20 or more victories over a span of six or seven seasons.

McCaffery has taken Iowa to the NCAA Tournament four times. Among Iowa's head basketball coaches, McCaffery ranks third in tournament appearances behind Davis (9) and Olson (5). Davis is Iowa's all-time winningest coach, while McCaffery moved past Olson into second place earlier this season.



School	1st Mtg.	Last Mtg.	W-L	School	1st Mtg.	Last Mtg.	W-L	School	1st Mtg.	Last Mtg.	W-L
Abilene Christian	1986	1986	2-0	Coe	1905	1921	15-2	Hawai'i	1970	2001	3-0
Air Force	2005	2005	1-0	Colgate	1990	2006	3-0	Hawaii-Hilo	1986	1991	2-0
Alabama	2007	2010	1-1	Colorado	1954	2017	5-3	Hawaii-Pacific	1986	1986	1-0
Alabama-Birmingham	1999	2017	2-0	Colorado College	1949	1950	2-0	Highland Park	1903	1913	4-1
Alabama State	2002	2018	3-0	Colorado State	1954	1980	2-2	Holy Cross	1976	1976	1-0
Alaska-Anchorage	1987	1987	1-0	Concordia (MO)	1930	1930	0-1	Houston	1969	1982	1-1
Alcorn State	2014	2014	1-0	Connecticut	1996	2018	3-1	Howard	2012	2012	1-0
American-Puerto Rico	1993	1993	1-0	Coppin State	1999	2015	4-0	Idaho	1982	1982	0-1
Arizona	1958	1996	5-3	Cornell (IA)	1911	1924	16-4	Idaho State	2008	2010	2-0
Arizona State	1981	2007	1-2	Cornell (NY)	1958	2007	3-0	Illinois	1908	2019	75-85
Arkansas	1966	1999	3-2	Creighton	1922	2011	14-11	Illinois State	1988	1988	0-1
Arkansas-Little Rock	1985	1986	2-0	Dartmouth	1988	1994	2-0	Illinois YMCA	1906	1906	0-1
Arkansas-Pine Bluff	2013	2013	1-0	Davidson	1969	2015	2-0	Illinois Wesleyan	1921	1985	3-1
Arkansas State	1986	1986	0-1	Dayton	1980	2015	2-1	Indiana	1909	2019	78-103
Army	1992	1992	1-0	Delaware	1987	1987	1-0	Indiana State	1941	2013	2-0
Ashland (OH)	1971	1971	1-0	Delaware State	2016	2016	1-0	Iowa National Guard	1905	1913	2-1
Augustana (IL)	1902	1946	8-2	Denver	1937	1978	7-0	Iowa State	1910	2018	45-27
Augustana (SD)	1976	1976	1-0	DePaul	1939	1995	2-1	Iowa Wesleyan	1912	1916	3-0
Austin Peay	1997	1997	1-0	DePauw	1940	1952	4-0	IPFW	2011	2011	1-0
Baylor	1983	2013	1-1	Des Moines College	1903	1903	1-0	Ithaca	1949	1949	1-0
Boise State	2011	2011	1-0	Des Moines YMCA	1902	1913	3-5	Jackson State	1989	1989	1-0
Boston College	1975	2009	0-2	Detroit	1941	2001	7-0	Jacksonville	1970	1970	0-1
Boston University	1985	2002	3-0	Drake	1909	2017	59-10	James Madison	1983	1983	1-0
Bowling Green	1968	1971	3-0	Drexel	1990	1990	1-0	Kansas	1902	2000	7-3
Bradley	1930	2008	6-4	Dubuque YMCA	1902	1902	1-0	Kansas City AC	1907	1907	0-1
Brigham Young	1983	1987	2-0	Duke	1969	2002	1-7	Kansas State	1947	2009	4-4
BYU-Hawaii	1995	1995	1-0	Duquesne	1930	1972	2-2	Kennesaw State	2016	2016	1-0
Brown	1989	2011	2-0	Eastern Illinois	1989	2008	5-0	Kent	1977	1979	3-0
Bryant	2009	2018	2-0	Eastern Michigan	1993	1993	1-0	Kentucky	1956	2006	3-5
Bucknell	1998	1998	1-0	Eastern Washington	2004	2004	1-0	Knox	1922	1943	4-0
Butler	1924	1992	6-6	East Tennessee State	1991	1996	2-0	Lafayette	1988	1988	1-0
California	1952	1997	6-4	Evansville	1960	1966	5-2	La Salle	1955	1996	1-1
Cal-Irvine	1987	1993	2-1	Fairfield	2006	2006	1-0	Lawrence Tech	1950	1950	0-1
Cal-Poly	1969	1969	1-0	Farleigh Dickinson	2013	2013	1-0	Leander-Clarke	1912	1914	3-0
Cal State-Northridge	1978	1997	2-0	Florida Atlantic	2003	2003	1-0	Lehigh	1986	1994	2-0
Cal-Santa Barbara	1990	1990	1-0	Florida Gulf Coast	2008	2008	1-0	Lewis Institute	1906	1911	0-2
Campbell	2011	2011	0-1	Florida State	1988	2015	2-1	Liberty	2003	2003	1-0
Carleton	1911	1948	10-6	Furman	1986	1986	1-0	Lombard	1917	1922	2-1
Carnegie Tech	1950	1950	1-0	Gardner-Webb	2012	2015	2-0	Long Beach State	1994	2010	1-1
Cedar Rapids YMCA	1908	1908	2-0	George Mason	1985	1985	1-0	Long Island	1995	1998	2-0
Centenary	1992	2005	3-0	George Washington	1996	1996	1-0	Longwood	2014	2014	1-0
Central Conn. State	1993	1993	1-0	Georgetown	1980	1980	1-0	Loyola-Chicago	1936	1968	4-3
Central Arkansas	2011	2011	1-0	Georgia	1989	1998	1-1	Loyola-Marymount	1956	1987	2-0
Central Florida	1989	1989	1-0	Georgia State	1985	2007	2-0	Loyola-New Orleans	1957	1960	2-0
Central Michigan	2012	2012	1-0	Georgia Tech	2001	2003	1-1	Los Angeles State	1962	1962	1-0
Charleston Southern	2009	2009	1-0	Gonzaga	1984	2015	2-1	Louisiana	2017	2017	0-1
Charlotte	1973	1973	1-0	Grambling State	1997	2017	2-0	Louisiana-Monroe	1976	2010	4-1
Chaminade	1991	1997	2-0	Green Bay	1974	2018	3-0	Louisiana Tech	1992	2010	3-0
Chattanooga	2001	2001	1-0	Grinnell	1902	1917	18-19	LSU	1964	2002	0-3
Chicago	1905	1946	33-17	Hamline	1935	1935	1-0	Louisville	1980	2005	2-2
Chicago State	1973	2017	5-0	Hampton	2014	2014	1-0	Luther	1908	1910	3-0
Cincinnati	1960	2019	3-6	Hardin-Simmons	1971	1972	2-0	Mankato State	1978	1978	1-0
Citadel	2007	2009	2-0	Harvard	1948	1948	1-0	Marquette	1924	2015	11-7
Clemson	1963	2011	2-1	Haskall Indians	1909	1909	1-0	Maryland	1985	2019	3-6

SERIES RESULTS VS. ALL OPPONENTS

School	1st Mtg.	Last Mtg.	W-L	School	1st Mtg.	Last Mtg.	W-L	School	1st Mtg.	Last Mtg.	W-L
MD-Baltimore County	1990	1990	2-0	Oral Roberts	1988	1988	1-0	Syracuse	1958	2015	2-1
MD-Eastern Shore	1992	2008	5-0	Oregon	1950	2018	6-1	Tampa	1986	1986	1-0
McNeese State	1989	1989	1-0	Oregon State	1958	1984	2-5	Temple	1956	2016	3-0
Mercer	2002	2002	1-0	Ottumwa	1913	1913	0-1	Tennessee	1968	2019	2-3
Memphis	1983	2016	2-1	Penn State	1955	2019	30-17	Tennessee State	2003	2003	2-0
Miami (OH)	1958	1958	2-0	Pennsylvania	1955	2014	3-1	Tennessee Tech	1970	2015	2-0
Michigan	1921	2019	64-95	Pepperdine	1965	1995	3-0	Texas	1992	2006	2-3
Michigan State	1938	2019	55-75	Pittsburgh	1928	2018	3-5	Texas State	1989	1989	1-0
Millikin	1921	1941	4-2	Portland	1987	1987	1-0	Texas Tech	2019	2019	0-0
Milwaukee	1969	2001	2-0	Prairie View A&M	2009	2009	1-0	Texas A&M-CC	2012	2012	1-0
Minnesota	1902	2019	95-106	Princeton	1948	1955	2-0	TCU	1947	2017	2-1
Minnesota A.C.	1902	1905	1-1	Providence	1965	1965	0-1	Texas-El Paso	1966	2014	3-2
Minnesota-Duluth	1973	1973	1-0	Puerto Rico-Mayaguez	1998	1998	1-0	Texas Rio Grande Valley	1988	2016	5-0
Mississippi State	1980	1993	2-0	Purdue	1909	2019	76-90	Texas-San Antonio	2005	2009	2-1
Mississippi Valley State	1993	1993	1-0	Regis	1948	1948	1-0	Texas Southern	1990	2007	5-0
Missouri	1908	2004	10-7	Rider	1987	1987	1-0	Texas Tech	1959	2005	4-1
Missouri-St. Louis	1987	1987	1-0	Rice	1998	1998	1-0	Toledo	1938	2007	1-3
Monmouth (IL)	1930	1944	4-1	Ripon	1943	1943	1-0	Tulsa	2001	2003	2-0
Monmouth (NJ)	1989	1989	1-0	Robert Morris	2006	2006	1-0	UCLA	1951	1991	5-3
Montana State	1947	2003	2-0	Rockford	1921	1921	1-0	UMKC	2015	2018	2-0
Morehead State	1956	1996	3-0	Rutgers	1989	2019	6-2	U.S. International	1976	1976	1-0
Morgan State	1995	1995	1-0	Sacred Heart	1912	1912	1-0	Upper Iowa	1902	1922	4-0
Navy	1983	1988	2-0	St. Ambrose	1933	1934	2-0	Utah	1965	1965	0-1
Nebraska	1907	2019	20-12	St. Bonaventure	1998	1998	1-0	Utah State	1950	2008	2-1
Nebraska-Omaha	1981	2016	2-1	St. Francis (PA)	1970	1970	1-0	Valparaiso	2003	2006	2-0
Nevada-Las Vegas	1978	1990	1-3	St. John's (NY)	1960	1970	1-1	Villanova	1962	2016	1-5
Nevada	1962	1981	3-0	St. Joseph's (PA)	1912	1986	0-2	Virginia	1997	2016	2-1
New Mexico	1977	1977	0-1	Saint Louis	1926	2006	11-7	VCU	1975	1980	2-0
New York University	1960	1960	1-0	St. Mary's (CA)	1947	1955	3-0	Virginia Tech	2007	2017	0-4
North Carolina	1989	2005	3-1	San Diego State	2019	2019	0-0	Wabash	1925	1941	2-2
North Carolina AT&T	2011	2011	1-0	San Francisco	1956	1956	0-1	Wake Forest	1975	2010	0-4
North Florida	2014	2014	1-0	San Jose State	1975	1975	0-1	Washington	1956	1967	2-3
NC Central	2009	2009	1-0	Santa Clara	1987	1987	1-0	Washington (MO)	1929	1957	9-1
UNC-Asheville	2004	2004	1-0	Savannah State	2016	2018	2-0	Washington State	1964	1964	1-0
UNC-Greensboro	2005	2005	1-0	Seton Hall	1983	2016	1-1	Wayne State	1940	1940	0-1
UNC-Wilmington	2013	2013	1-0	Simpson	1913	1913	0-1	Weber State	1998	1998	1-0
North Carolina State	1957	2006	3-3	South Alabama	1999	1999	1-0	West College	1902	1903	2-0
North Dakota	1924	2016	8-0	South Carolina	1972	1985	3-0	West Virginia	1957	2009	1-1
North Dakota State	1933	1933	1-1	South Carolina State	2009	2012	2-0	Western Carolina	1995	2018	3-0
North Texas	1998	1998	1-0	South Dakota	1929	2017	12-0	Western Kentucky	2012	2012	1-0
Northeastern	1987	1987	1-0	South Dakota State	1930	2017	7-3	Western Illinois	1944	2015	9-0
Northern Colorado	2008	2008	1-0	South Florida	1992	1992	0-1	Western Michigan	1936	1952	2-2
Northern Illinois	1974	2017	8-0	SE Missouri State	2009	2009	1-0	Western Reserve	1949	1950	2-0
Northern Iowa	1906	2018	36-10	Southeastern Louisiana	2008	2008	1-0	Wichita State	1956	2015	5-5
Northern Michigan	1969	1969	1-0	Southern	2017	2017	1-0	Wilton	1902	1903	2-0
Northwestern	1905	2019	118-60	Southern California	1954	1984	5-2	Wisconsin	1909	2019	81-85
Northwestern St. (LA)	2006	2006	0-1	Southern Illinois	1966	1993	3-1	Wisconsin-Eau Claire	1981	1981	1-0
Notre Dame	1923	2016	6-10	Southern Utah	2017	2017	1-0	Wyoming	1959	1974	3-2
Oakland University	2009	2009	1-0	SIUE	2010	2010	1-0	Xavier	1938	2013	2-1
Ohio State	1915	2019	80-81	SMU	1956	2002	5-1				
Ohio University	1963	2000	5-1	Southern Mississippi	1998	2003	2-0				
Oklahoma	1952	1987	3-2	Stanford	1935	2000	5-3				
Oklahoma State	1930	1930	1-0	Stetson	2016	2016	1-0				
Omaha	1949	1949	1-0	Stony Brook	2013	2013	1-0				

2019-20 opponents listed in bold face



American Athletic Conference	Won	Lost	Big East	Won	Lost	Colonial Athletic	Won	Lost
Cincinnati	3	6	Butler	6	6	College of Charleston	0	0
Connecticut	3	1	Creighton	14	11	Delaware	1	0
East Carolina	0	0	DePaul	2	1	Drexel	1	0
Houston	1	1	Georgetown	1	0	Elon	0	0
Memphis	2	1	Marquette	11	7	Hofstra	0	0
SMU	5	1	Providence	0	1	James Madison	1	0
South Florida	0	1	St. John's	1	1	UNC Wilmington	1	0
Temple	3	0	Seton Hall	1	1	Northeastern	1	0
Tulane	0	0	Villanova	1	5	Towson	0	0
Tulsa	2	0	Xavier	2	1	William & Mary	0	0
UCF	1	0	Totals (.534)	39	34	Totals (1.000)	5	0
Wichita State	5	5	Big Sky	Won	Lost	Conference USA	Won	Lost
Totals (.610)	25	16	Eastern Washington	1	0	UAB	2	0
America East	Won	Lost	Idaho	0	1	Charlotte	1	0
Albany	0	0	Idaho State	2	0	Florida Atlantic	1	0
Binghamton	0	0	Montana	0	0	Florida International	0	0
Hartford	0	0	Montana State	2	0	Louisiana Tech	3	0
Maine	0	0	Northern Arizona	0	0	Marshall	0	0
Maryland-Baltimore Co.	2	0	Northern Colorado	1	0	Middle Tennessee	0	0
New Hampshire	0	0	Portland State	0	0	North Texas	1	0
Stony Brook	1	0	Sacramento State	0	0	Old Dominion	0	0
Vermont	0	0	Southern Utah	1	0	Rice	1	0
UMass Lowell	0	0	Weber State	1	0	Southern Mississippi	2	0
Totals (1.000)	3	0	Totals (.889)	8	1	Texas-San Antonio	2	1
Atlantic Coast	Won	Lost	Big South	Won	Lost	UTEP	3	2
Boston College	0	2	Campbell	0	1	Western Kentucky	1	0
Clemson	2	1	Charleston Southern	1	0	Totals (.850)	17	3
Duke	1	7	Gardner-Webb	2	0	Horizon League	Won	Lost
Florida State	2	1	Hampton	1	0	Cleveland State	0	0
Georgia Tech	1	1	High Point	0	0	Detroit	7	0
Louisville	2	2	Longwood	0	0	Green Bay	3	0
Miami	0	0	UNC Asheville	1	0	Illinois-Chicago	0	0
North Carolina	3	1	Presbyterian	0	0	IUPUI	0	0
NC State	3	3	Radford	0	0	Milwaukee	2	0
Notre Dame	6	10	South Carolina Upstate	0	0	Northern Kentucky	0	0
Pittsburgh	3	5	Winthrop	0	0	Oakland	1	0
Syracuse	2	1	Totals (.800)	4	1	Wright State	0	0
Virginia	2	1	Big Ten	Won	Lost	Youngstown State	0	0
Virginia Tech	0	4	Illinois	75	85	Totals (1.000)	15	0
Wake Forest	0	4	Indiana	78	103	Ivy League	Won	Lost
Totals (.386)	27	43	Maryland	3	6	Brown	2	0
Atlantic Sun	Won	Lost	Michigan	64	95	Columbia	0	0
Florida Gulf Coast	1	0	Michigan State	55	75	Cornell	3	0
Jacksonville	0	1	Minnesota	95	106	Dartmouth	2	0
Kennesaw State	1	0	Nebraska	20	12	Harvard	1	0
Liberty	1	0	Northwestern	118	60	Penn	3	1
Libscomb	0	0	Ohio State	80	81	Princeton	2	0
NJIT	0	0	Penn State	30	17	Yale	0	0
North Alabama	0	0	Purdue	76	90	Totals (.928)	13	1
North Florida	1	0	Rutgers	6	2	Metro Atlantic	Won	Lost
Stetson	1	0	Wisconsin	81	85	Canisius	0	0
Totals (.800)	4	1	Totals (.489)	781	817	Fairfield	1	0
Atlantic 10	Won	Lost	Big 12	Won	Lost	Iona	0	0
Davidson	2	0	Baylor	1	1	Manhattan	0	0
Dayton	2	1	Iowa State	45	27	Marist	0	0
Duquesne	2	2	Kansas	7	3	Monmouth	1	0
Fordham	0	0	Kansas State	4	4	Niagara	0	0
George Mason	1	0	Oklahoma	3	2	Quinnipiac	0	0
George Washington	1	0	Oklahoma State	1	0	Rider	1	0
La Salle	1	1	Texas	2	3	St. Peter's	0	0
Massachusetts	0	0	TCU	2	1	Siena	0	0
Rhode Island	0	0	Texas Tech	4	1	Totals (1.000)	3	0
Richmond	0	0	West Virginia	1	1	Big West	Won	Lost
St. Bonaventure	1	0	Totals (.619)	70	43	Cal Poly	1	0
Saint Joseph's (PA)	0	2	Big 12	Won	Lost	Cal State Fullerton	0	0
Saint Louis	11	7	Baylor	1	0	Cal State Northridge	2	0
VCU	2	0	Cal Poly	0	0	UC Davis	0	0
Totals (.638)	23	13	Cal State Fullerton	0	0	UC Irvine	2	1
			UC Davis	0	0	UC Riverside	0	0
			UC Irvine	2	1	UC Santa Barbara	1	0
			UC Riverside	0	0	Hawai'i	3	0
			UC Santa Barbara	1	0	Long Beach State	1	1
			Hawai'i	3	0	Totals (.833)	10	2
			Long Beach State	1	1			
			Totals (.833)	10	2			

IOWA RECORD BY CONFERENCE

IOWA BASKETBALL



2020 MEDIA GUIDE

Mid-American	Won	Lost	Ohio Valley	Won	Lost	Southland	Won	Lost
Akron	0	0	Austin Peay	1	0	A&M-Corpus Christi	1	0
Ball State	0	0	Belmont	0	0	Abilene Christian	0	0
Bowling Green	3	0	Eastern Illinois	5	0	Central Arkansas	1	0
Buffalo	0	0	Eastern Kentucky	0	0	Houston Baptist	0	0
Central Michigan	1	0	Jacksonville State	0	0	Incarnate Word	0	0
Eastern Michigan	1	0	Morehead State	3	0	Lamar	0	0
Kent State	3	0	Murray State	0	0	McNeese State	1	0
Miami (Ohio)	2	0	SE Missouri State	1	0	New Orleans	0	0
Northern Illinois	7	0	SIU-Edwardsville	1	0	Nicholls State	0	0
Ohio University	5	1	Tennessee-Martin	0	0	Northwestern State (La.)	0	1
Toledo	1	3	Tennessee State	2	0	Sam Houston State	0	0
Western Michigan	2	2	Tennessee Tech	2	0	Southeastern La.	1	0
Totals (.806)	25	6	Totals (1.000)	15	0	Stephen F. Austin	0	0
Mid-Eastern Athletic	Won	Lost	Pacific 12	Won	Lost	Totals (.800)	4	1
Bethune-Cookman	0	0	Arizona	5	3	Southwestern Athletic	Won	Lost
Coppin State	4	0	Arizona State	1	2	Alabama A&M	0	0
Delaware State	1	0	California	6	4	Alabama State	3	0
Florida A&M	0	0	Colorado	5	3	Alcorn State	1	0
Howard	1	0	Oregon	6	1	Arkansas-Pine Bluff	0	0
Maryland-Eastern Shore	5	0	Oregon State	2	5	Grambling State	2	0
Morgan State	1	0	Southern California	5	2	Jackson State	1	0
Norfolk State	0	0	Stanford	5	3	Mississippi Valley State	1	0
North Carolina A&T	1	0	UCLA	5	3	Prairie View A&M	1	0
NC Central	1	0	Utah	0	1	Southern	1	0
Savannah State	2	0	Washington	2	3	Texas Southern	5	0
South Carolina State	2	0	Washington State	1	0	Totals (1.000)	15	0
Totals (1.000)	18	0	Totals (.597)	43	29	The Summit League	Won	Lost
Missouri Valley	Won	Lost	Patroit	Won	Lost	Denver	7	0
Bradley	4	4	American	0	0	IPFW	1	0
Drake	58	10	Army	1	0	Omaha	2	1
Evansville	5	2	Boston University	3	0	North Dakota	8	0
Illinois State	0	1	Bucknell	1	0	North Dakota State	1	1
Indiana State	2	0	Colgate	3	0	Oral Roberts	1	0
Loyola (Ill.)	4	3	Holy Cross	1	0	South Dakota	12	0
Missouri State	0	0	Lafayette	1	0	South Dakota State	7	3
Northern Iowa	36	10	Lehigh	2	0	Western Illinois	9	0
Southern Illinois	3	1	Loyola (Md.)	0	0	Totals (.906)	48	5
Valparaiso	2	0	Navy	2	0	Sun Belt	Won	Lost
Totals (.771)	121	36	Totals (1.000)	14	0	Appalachian State	0	0
Mountain West	Won	Lost	Southeastern	Won	Lost	Arkansas-Little Rock	2	0
Air Force	1	0	Alabama	1	1	Arkansas State	0	1
Boise State	1	0	Arkansas	3	2	Coastal Carolina	0	0
Colorado State	2	2	Auburn	0	0	Georgia State	2	0
Fresno State	0	0	Florida	0	0	Georgia Southern	0	0
New Mexico	0	1	Georgia	1	1	Louisiana	0	1
Nevada	3	0	Kentucky	3	5	Louisiana-Monroe	4	1
San Diego State	0	0	LSU	0	3	South Alabama	1	0
San Jose State	0	1	Mississippi	0	0	Texas-Arlington	0	0
UNLV	1	3	Mississippi State	2	0	Texas State	1	0
Utah State	2	1	Missouri	10	7	Troy	0	0
Wyoming	3	2	South Carolina	3	0	Totals (.769)	10	3
Totals (.565)	13	10	Tennessee	2	3	West Coast	Won	Lost
Northeast	Won	Lost	Texas A&M	0	0	BYU	2	0
Bryant	2	0	Vanderbilt	0	0	Gonzaga	2	1
Central Connecticut State	1	0	Totals (.532)	25	22	Loyola Marymount	2	0
Fairleigh Dickinson	1	0	Southern	Won	Lost	Pacific	0	0
Long Island	2	0	Chattanooga	1	0	Pepperdine	3	0
Mount Saint Mary's	0	0	Citadel	2	0	Portland	1	0
Robert Morris	1	0	East Tennessee State	2	0	St. Mary's (CA)	3	0
Sacred Heart	1	0	Furman	1	0	San Diego	0	0
St. Francis, N.Y.	0	0	Mercer	1	0	San Francisco	0	1
St. Francis, Pa.	1	0	UNC Greensboro	1	0	Santa Clara	1	0
Wagner	0	0	Samford	0	0	Totals (.875)	14	2
Totals (1.000)	9	0	Virginia Military	0	0	Western Athletic	Won	Lost
			Western Carolina	3	0	Bakersfield	0	0
			Wofford	0	0	Chicago State	6	0
			Totals (1.000)	11	0	Grand Canyon	0	0
						New Mexico State	0	0
						Seattle	0	0
						Texas-Rio Grande Valley	5	0
						UMKC	2	0
						Utah Valley	0	0
						Totals (1.000)	13	0



Abilene Christian (Iowa leads, 2-0)

11/30/85	W	92-62	Iowa City, IA
11/17/13	W	103-41	Iowa City, IA

Air Force Academy (Iowa leads, 1-0)

12/28/04	W	73-63	Iowa City, IA
----------	---	-------	---------------

Alabama (Series Tied, 1-1)

%11/19/06	L	60-72	St. Thomas, VI
%11/19/10	W	55-47	St. Thomas, VI

Alabama-Birmingham (Iowa leads, 2-0)

*3/11/99	W	77-64	Denver, CO
%11/22/17	W	95-85	Caymand Islands

Alabama State (Iowa leads 3-0)

%11/30/01	W	73-64	Iowa City, IA
11/12/17	W	92-58	Iowa City, IA
11/21/18	W	105-78	Iowa City, IA

Alaska-Anchorage (Iowa leads, 1-0)

11/28/86	W	91-81	Anchorage, AK
----------	---	-------	---------------

Alcorn State (Iowa leads 1-0)

12/9/14	W	67-44	Iowa City, IA
---------	---	-------	---------------

American-Puerto Rico (Iowa leads, 1-0)

%12/20/92	W	101-47	San Juan, P. Rico
-----------	---	--------	-------------------

Arizona (Iowa leads, 5-3)

12/7/57	W	80-63	Iowa City, IA
12/19/60	W	105-64	Iowa City, IA
%12/26/62	W	57-56	Portland, OR
%12/29/75	W	82-80	Honolulu, HI
2/7/87	W	89-80	Tucson, AZ
12/12/87	L	59-66	Iowa City, IA
*3/25/88	L	79-99	Seattle, WA
*3/17/96	L	73-87	Tempe, AZ

Arizona State (ASU leads, 2-1)

%12/7/80	L	88-96	Tempe, AZ
12/17/05	W	62-43	Iowa City, IA
11/25/06	L	64-67	Tempe, AZ

Arkansas (Iowa leads, 3-2)

%12/29/65	W	77-75	El Paso, TX
%12/28/85	W	71-52	Honolulu, HI
*3/14/85	L	54-63	Salt Lake City, UT
%12/30/94	L	92-101	Honolulu, HI
*3/13/99	W	82-72	Denver, CO

Arkansas-Little Rock (Iowa leads, 2-0)

11/24/84	W	76-47	Iowa City, IA
%11/25/85	W	108-99#	Hilo, HI

Arkansas-Pine Bluff (Iowa leads, 1-0)

12/22/13	W	86-61	Iowa City, IA
----------	---	-------	---------------

Arkansas State (ASU leads, 1-0)

12/6/85	L	62-66	Iowa City, IA
---------	---	-------	---------------

Army (Iowa leads, 1-0)

12/6/91	W	74-39	Iowa City, IA
---------	---	-------	---------------

Ashland, Ohio (Iowa leads, 1-0)

12/8/70	W	82-56	Iowa City, IA
---------	---	-------	---------------

Augustana, IL (Iowa leads, 8-2)

1/17/02	W	22-21	Rock Island, IL
1/7/04	W	20-12	Rock Island, IL
1/30/04	L	21-44	Iowa City, IA
1/21/05	L	20-41	Rock Island, IL
2/4/05	W	28-24	Iowa City, IA
1905	W	25-11	Iowa City, IA
3/2/06	W	28-25	Rock Island, IL
12/10/21	W	41-16	Iowa City, IA
1/15/44	W	56-30	Iowa City, IA
12/1/45	W	87-25	Iowa City, IA

Augustana, SD (Iowa leads, 1-0)

11/29/75	W	111-81	Iowa City, IA
----------	---	--------	---------------

Austin Peay (Iowa leads, 1-0)

12/27/96	W	90-58	Iowa City, IA
----------	---	-------	---------------

Baylor (Series tied, 1-1)

%12/2/83	W	67-44	Iowa City, IA
&4/4/13	L	54-74	New York, NY

Boise State (Iowa Leads, 1-0)

12/22/11	W	81-72	Iowa City, IA
----------	---	-------	---------------

Boston College (BC leads, 2-0)

%12/30/74	L	81-86	Pullman, WA
12/02/08	L	55-57	Boston, MA

Boston University (Iowa leads, 3-0)

%12/7/84	W	67-53	Iowa City, IA
%12/28/85	W	76-71	Pullman, WA
%11/13/01	W	89-59	Iowa City, IA

Bowling Green (Iowa leads, 3-0)

12/2/67	W	79-73	Iowa City, IA
12/14/71	W	89-78	Bowling Green, OH
11/20/09	W	68-46	Iowa City, IA

Bradley (Iowa leads, 6-4)

1/18/30	L	28-35	Iowa City, IA
12/15/30	L	16-17	Iowa City, IA
12/5/31	L	19-24	Iowa City, IA
12/3/32	W	42-29	Iowa City, IA
2/3/34	W	43-25	Iowa City, IA
12/5/36	W	33-27	Iowa City, IA
2/10/73	W	90-73	Peoria, IL
12/8/75	W	100-96	Peoria, IL
12/6/76	W	90-77	Iowa City, IA
%11/23/07	L	56-67	South Padre Island, TX

BYU (Iowa leads, 2-0)

11/27/82	W	91-80	Provo, UT
12/9/86	W	86-75	Iowa City, IA

BYU-Hawaii (Iowa leads, 1-0)

12/23/94	W	61-57	Laie, HI
----------	---	-------	----------

Brown (Iowa leads, 2-0)

12/2/88	W	109-61	Iowa City, IA
12/3/11	W	75-54	Iowa City, IA

Bryant University (Iowa leads, 2-0)

12/5/08	W	61-36	Iowa City, IA
12/29/18	W	72-67	Iowa City, IA

Bucknell (Iowa leads, 1-0)

12/28/97	W	91-52	Iowa City, IA
----------	---	-------	---------------

Butler (Series tied, 6-6)

12/15/23	W	26-23	Iowa City, IA
12/18/24	L	22-26	Iowa City, IA
12/17/25	W	26-24	Iowa City, IA
1927	L	32-47	Iowa City, IA
12/18/37	W	36-31	Indianapolis, IN
12/17/38	L	29-31	Indianapolis, IN
12/18/39	L	25-32	Indianapolis, IN
12/20/41	L	35-41	Indianapolis, IN
12/11/50	L	51-54	Indianapolis, IN
2/4/52	W	58-57	Iowa City, IA
12/1/52	W	62-52	Iowa City, IA
%12/27/91	W	114-92	Tampa, FL

California (Iowa leads, 6-4)

12/27/51	W	69-64	Berkeley, CA
12/27/52	W	69-60	Iowa City, IA
12/30/55	L	45-70	Berkeley, CA
12/19/58	L	52-71	Berkeley, CA
%12/28/60	W	83-80####	Los Angeles, CA
12/21/66	W	72-62	Iowa City, IA
12/22/67	L	73-79	Berkeley, CA
12/10/76	W	94-73	Iowa City, IA
12/10/77	W	75-70	Berkeley, CA
%11/25/96	L	59-75	Maui, HI

Cal-Irvine (Iowa leads, 2-1)

%12/29/86	W	105-103	Long Beach, CA
%12/5/87	W	124-88	Iowa City, IA
12/29/93	L	78-86	Irvine, CA

Cal-Poly (Iowa leads, 1-0)

11/30/68	W	91-73	Iowa City, IA
----------	---	-------	---------------

Cal-State Northridge (Iowa leads, 2-0)

12/3/77	W	66-63	Iowa City, IA
12/29/96	W	90-65	Iowa City, IA

Cal-Santa Barbara (Iowa leads, 1-0)

%12/2/89	W	85-79	Iowa City, IA
----------	---	-------	---------------

Campbell (Campbell leads, 1-0)

11/23/11	L	61-77	Iowa City, IA
----------	---	-------	---------------

Carleton (Iowa leads, 10-6)

2/9/11	W	25-14	Northfield, MN
3/2/12	L	9-15	Northfield, MN
3/8/13	L	20-28	Northfield, MN
2/13/14	L	16-25	Northfield, MN
1/23/15	L	19-20	Northfield, MN
12/12/31	L	26-35	Iowa City, IA
12/17/32	W	34-19	Iowa City, IA
12/16/33	W	44-24	Iowa City, IA
12/10/34	W	36-23	Iowa City, IA
12/10/35	W	52-27	Iowa City, IA
12/10/36	W	52-26	Iowa City, IA
12/9/37	W	44-20	Iowa City, IA
12/3/38	L	33-37	Iowa City, IA
12/2/39	W	24-21	Northfield, MN
12/14/42	W	46-43	Iowa City, IA
12/1/47	W	82-43	Iowa City, IA

Carnegie Tech (Iowa leads, 1-0)

12/23/49	W	73-42	Iowa City, IA
----------	---	-------	---------------

Cedar Rapids YMCA (Iowa leads, 2-0)

12/7/07	W	69-39	Cedar Rapids, IA
12/14/07	W	63-12	Iowa City, IA

Centenary College (Iowa leads, 3-0)

1/4/92	W	121-76	Iowa City, IA
12/19/00	W	72-52	Iowa City, IA
%12/3/04	W	88-53	Iowa City, IA

Central Arkansas (Iowa leads, 1-0)

12/19/11	W	105-64	Iowa City, IA
----------	---	--------	---------------

Central Connecticut State (Iowa leads, 1-0)

1/2/93	W	104-58	Iowa City, IA
--------	---	--------	---------------

Central Florida (Iowa leads, 1-0)

12/14/88	W	102-68	Iowa City, IA
----------	---	--------	---------------

Central Michigan (Iowa leads, 1-0)

11/12/12	W	73-61	Iowa City, IA
----------	---	-------	---------------

Chaminade (Iowa leads, 2-0)

12/30/90	W	104-64	Chaminade, HI
%11/27/96	W	67-37	Maui, HI

Charleston Southern (Iowa leads, 1-0)

%11/15/08	W	68-48	Iowa City, IA
-----------	---	-------	---------------

Chicago (Iowa leads, 33-17)

3/10/05	L	16-20	Chicago, IL
2/2/06	L	20-27	Chicago, IL
12/20/07	L	26-35	Iowa City, IA
1908	L	12-32	Chicago, IL
1/28/09	L	10-29	Chicago, IL
1/17/13	L	8-28	Chicago, IL
1/17/14	L	13-47	Chicago, IL
2/16/14	L	13-28	Iowa City, IA
1/15/15	W	19-18	Chicago, IL
2/12/16	W	16-15	Iowa City, IA
1/16/17	L	15-22	Chicago, IL
2/9/17	W	24-17	Iowa City, IA
1/5/18	L	20-46	Chicago, IL
2/23/18	W	29-26	Iowa City, IA
1/17/19	L	19-31	Chicago, IL
2/19/19	L	10-22	Iowa City, IA
1/27/20	W	22-19	Iowa City, IA
2/10/20	L	18-37	Chicago, IL
1/22/21	L	17-42	Chicago, IL
1/31/21	W	17-16	Iowa City, IA
2/1/22	W	27-17	Chicago, IL
1/6/23	W	35-23	Chicago, IL
2/3/23	W	20-12	Iowa City, IA
2/2/24	L	18-31	Iowa City, IA
2/16/24	W	21-13	Chicago, IL
1/19/26	W	18-13	Chicago, IL
2/27/26	W	32-20	Iowa City, IA
1926	W	19-13	Chicago, IL
1927	W	25-23	Iowa City, IA
1929	W	23-21	Chicago, IL
1929	W	31-20	Iowa City, IA
2/6/32	W	43-25	Iowa City, IA
2/29/32	W	46-28	Chicago, IL
1/16/33	W	36-32	Chicago, IL
2/6/33	W	42-12	Iowa City, IA

ALL-TIME SERIES RESULTS

1/7/35	W	39-29	Iowa City, IA
2/23/35	L	40-41	Chicago, IL
2/15/36	W	33-20	Iowa City, IA
3/2/36	W	47-39	Chicago, IL
2/12/38	W	42-29	Chicago, IL
2/19/38	L	35-38	Iowa City, IA
1/16/39	W	29-19	Iowa City, IA
1/15/40	W	41-27	Chicago, IL
2/3/41	W	58-36	Iowa City, IA
1/5/42	W	53-39	Chicago, IL
2/2/42	W	64-40	Iowa City, IA
2/22/43	W	62-34	Chicago, IL
2/5/44	W	103-31	Iowa City, IA
1/21/46	W	58-32	Chicago, IL
2/2/46	W	68-36	Iowa City, IA

Chicago State (Iowa leads, 5-0)

12/1/72	W	101-44	Iowa City, IA
12/18/90	W	93-70	Iowa City, IA
11/14/97	W	105-60	Iowa City, IA
11/11/11	W	96-53	Iowa City, IA
11/10/17	W	95-62	Iowa City, IA

Cincinnati (Cincinnati leads, 6-3)

%12/30/59	L	83-96	New York, NY
2/4/61	L	60-77	Cincinnati, OH
12/30/66	W	78-69	Cincinnati, OH
12/18/69	L	105-114	Cincinnati, OH
12/17/70	L	70-73#	Iowa City, IA
1/22/71	L	69-73	Cincinnati, OH
%12/6/80	W	69-64	Tempe, AZ
*3/17/05	L	64-76	Indianapolis, IN
*3/22/19	W	79-72	Columbus, OH

Citadel (Iowa leads, 2-0)

11/13/06	W	75-53	Iowa City, IA
11/20/08	W	70-48	Charleston, SC

Clemson (Iowa leads, 2-1)

12/17/62	W	74-64	Iowa City, IA
%12/18/81	W	80-68	Houston, TX
11/29/11	L	55-71	Iowa City, IA

Coe College (Iowa leads, 15-2)

3/4/05	W	50-9	Iowa City, IA
1905	W	65-20	Cedar Rapids, IA
2/17/06	W	43-13	Cedar Rapids, IA
3/3/06	W	70-12	Iowa City, IA
1/12/07	W	49-36	Iowa City, IA
2/16/07	L	31-33	Cedar Rapids, IA
2/15/08	W	42-28	Cedar Rapids, IA
2/27/08	W	38-12	Iowa City, IA
1/21/09	W	48-10	Iowa City, IA
2/9/09	W	36-24	Cedar Rapids, IA
1/10/09	W	32-17	Iowa City, IA
1/10/10	W	51-19	Iowa City, IA
2/3/13	W	42-12	Iowa City, IA
1/8/18	W	25-22	Iowa City, IA
1/1/20	W	39-11	Iowa City, IA
1/2/20	L	21-22	Iowa City, IA
1/6/21	W	33-5	Iowa City, IA

Colgate (Iowa leads, 3-0)

%11/30/90	W	80-59	Iowa City, IA
%12/2/95	W	79-59	Iowa City, IA
%11/15/05	W	73-51	Iowa City, IA

Colorado (Iowa leads, 5-3)

12/21/53	W	78-72	Iowa City, IA
3/19/55	L	54-75	Kansas City, MO
12/12/55	L	57-60	Boulder, CO
12/1/58	W	67-46	Iowa City, IA
12/14/59	L	68-76	Boulder, CO
12/19/83	W	72-56	Iowa City, IA
12/28/95	W	100-85	Boulder, CO
12/22/17	W	80-73	Sioux Falls, SD

Colorado College (Iowa leads, 2-0)

12/4/48	W	77-44	Iowa City, IA
12/1/49	W	76-54	Iowa City, IA

Colorado State (Series tied, 2-2)

12/15/53	W	72-55	Iowa City, IA
%12/26/63	L	56-61	Pullman, WA
12/2/78	L	69-72	Fort Collins, CO
12/3/79	W	113-66	Iowa City, IA

Concordia, MO (Concordia leads, 1-0)

2/15/30	L	32-41	St. Louis, MO
---------	---	-------	---------------

Connecticut (Iowa leads, 3-1)

%11/24/95	W	101-95#	Anchorage, AK
*3/18/99	L	68-78	Phoenix, AZ
%11/11/99	W	70-68	New York, NY
%11/16/18	W	91-72	New York, NY

Coppin State (Iowa leads, 4-0)

12/23/98	W	87-73	Iowa City, IA
%12/2/06	W	83-67	Iowa City, IA
12/22/12	W	80-50	Iowa City, IA
11/15/15	W	103-68	Iowa City, IA

Cornell, IA (Iowa leads, 16-4)

2/20/11	W	24-10	Iowa City, IA
2/22/12	W	24-10	Iowa City, IA
2/5/13	W	13-3	Mt. Vernon, IA
2/18/13	W	19-16	Iowa City, IA
1/14/14	W	50-13	Iowa City, IA
3/3/14	W	20-13	Mt. Vernon, IA
1/16/15	W	32-16	Iowa City, IA
3/1/15	W	36-22	Mt. Vernon, IA
1/7/15	W	30-12	Iowa City, IA
2/7/16	W	28-19	Mt. Vernon, IA
1/9/16	W	28-13	Iowa City, IA
12/15/17	L	18-38	Iowa City, IA
2/22/19	W	28-6	Iowa City, IA
12/15/19	L	20-22	Iowa City, IA
12/17/19	L	16-24	Iowa City, IA
12/18/19	L	32-35	Iowa City, IA
1/10/21	W	44-13	Iowa City, IA
12/17/21	W	34-14	Iowa City, IA
12/19/22	W	36-19	Iowa City, IA
12/18/23	W	25-15	Iowa City, IA

Cornell, NY (Iowa leads, 3-0)

%12/28/57	W	73-68	Buffalo, NY
%12/27/84	W	59-56#	Honolulu, HI
12/30/06	W	65-50	Iowa City, IA

Creighton (Iowa leads, 14-11)

12/22/22	L	17-19	Omaha, NE
12/23/22	W	20-17	Omaha, NE
1/2/24	L	13-36	Omaha, NE
1/17/25	L	20-38	Iowa City, IA
1/30/28	W	30-26	Iowa City, IA
1/26/29	W	28-26	Iowa City, IA
2/8/30	W	33-28	Iowa City, IA
12/23/30	W	28-22	Omaha, NE
2/3/33	W	37-30	Iowa City, IA
12/11/48	W	77-38	Iowa City, IA
3/4/50	W	70-46	Iowa City, IA
12/12/60	W	89-71	Iowa City, IA
2/3/62	L	67-68	Iowa City, IA
12/16/63	L	72-77#	Iowa City, IA
12/12/64	W	98-83	Iowa City, IA
12/8/65	W	103-77	Iowa City, IA
12/5/66	L	68-69	Omaha, NE
12/21/68	W	100-73	Iowa City, IA
12/20/69	L	88-97	Iowa City, IA
12/4/70	L	73-98	Omaha, NE
%12/1/90	W	83-77	Iowa City, IA
11/25/98	L	73-75	Iowa City, IA
11/27/99	L	76-85	Omaha, NE
*3/15/01	W	69-56	Long Island, NY
11/20/11	L	59-82	Des Moines, IA

Dartmouth (Iowa leads, 2-0)

1/23/88	W	102-87	Iowa City, IA
12/20/94	W	104-65	Iowa City, IA

Davidson (Iowa leads, 2-0)

2/1/69	W	76-61	Davidson, NC
*3/22/15	W	83-52	Seattle, WA

Dayton (Iowa leads, 2-1)

%12/23/79	W	61-54	Dayton, OH
&3/13/12	W	84-75	Iowa City, IA
%11/26/15	L	77-82	Orlando, FL

Delaware (Iowa leads, 1-0)

%12/5/86	W	95-47	Iowa City, IA
----------	---	-------	---------------

Delaware State (Iowa leads, 1-0)

12/22/16	W	89-57	Iowa City, IA
----------	---	-------	---------------

Denver (Iowa leads 7-0)

12/16/36	W	34-30	Iowa City, IA
12/11/39	W	44-32	Iowa City, IA
1/1/44	W	63-20	Iowa City, IA
12/19/44	W	60-41	Iowa City, IA
12/8/45	W	67-40	Iowa City, IA
12/8/56	W	58-57	Iowa City, IA
12/17/77	W	107-65	Iowa City, IA

DePaul (Iowa leads, 2-1)

12/19/38	W	34-29	Chicago, IL
12/18/1956	L	72-73	Chapel Hill, NC
&3/15/95	W	97-86	Moline, IL

DePauw (Iowa leads, 4-0)

2/5/40	W	35-25	Iowa City, IA
1/3/41	W	45-35	Iowa City, IA
12/4/50	W	74-67	Iowa City, IA
12/8/51	W	69-53	Iowa City, IA

Des Moines College (Iowa leads, 1-0)

1/29/03	W	NA	Des Moines, IA
---------	---	----	----------------

Des Moines YMCA (D.M. YMCA leads, 5-3)

2/14/02	W	42-17	Des Moines, IA
1/30/03	L	21-24	Des Moines, IA
1/15/04	W	23-16	Des Moines, IA
1/27/05	W	24-22	Des Moines, IA
2/18/05	L	25-33	Iowa City, IA
2/23/06	L	27-33	Des Moines, IA
1/18/07	L	26-32	Des Moines, IA
1/2/13	L	10-15	Des Moines, IA

Detroit Mercy (Iowa leads, 7-0)

12/21/40	W	37-35	Detroit, MI
12/12/46	W	67-51	Iowa City, IA
2/5/66	W	107-73	Detroit, MI
12/8/79	W	80-57	Detroit, MI
12/1/80	W	98-55	Iowa City, IA
%12/5/98	W	61-60	Iowa City, IA
%12/28/00	W	69-68	Honolulu, HI

Drake (Iowa leads, 59-10)

2/22/09	W	36-13	Des Moines, IA
2/4/10	W	26-8	Des Moines, IA
3/1/10	W	43-7	Iowa City, IA
1/21/11	W	30-20	Iowa City, IA
2/23/11	W	23-15	Des Moines, IA
1/29/16	W	31-24	Iowa City, IA
2/15/16	W	22-14	Des Moines, IA
1/24/30	W	25-18	Des Moines, IA
2/22/30	L	25-26	Iowa City, IA
1/5/31	W	21-20	Des Moines, IA
1/4/32	W	24-18	Des Moines, IA
12/12/32	W	52-11	Des Moines, IA
1/30/34	W	39-18	Des Moines, IA
1/3/35	L	25-45	Des Moines, IA
1/4/36	W	35-22	Iowa City, IA
12/11/65	W	66-60	Des Moines, IA
12/18/65	W	69-51	Iowa City, IA
12/10/66	W	90-83	Des Moines, IA
12/17/66	W	83-75	Iowa City, IA
12/16/67	L	65-74	Iowa City, IA
12/14/68	L	74-89	Des Moines, IA
12/22/69	W	101-78	Iowa City, IA
12/12/70	L	70-72	Des Moines, IA
12/30/71	W	89-83	Iowa City, IA
12/27/72	L	80-98	Des Moines, IA
12/4/73	W	70-55	Iowa City, IA
12/3/74	W	86-81	Des Moines, IA
12/23/75	W	77-73	Iowa City, IA
2/10/76	W	71-65	Des Moines, IA
12/4/76	W	86-71	Des Moines, IA
12/21/76	W	82-69	Iowa City, IA
12/30/77	W	89-87	Iowa City, IA
12/9/78	L	69-72	Des Moines, IA
12/23/78	W	112-73	Iowa City, IA
12/29/79	W	77-66	Iowa City, IA
12/13/80	W	90-68	Iowa City, IA
12/30/81	W	60-49	Iowa City, IA
11/29/82	W	68-63	Des Moines, IA
12/21/83	W	66-43	Iowa City, IA
12/3/85	W	55-43	Des Moines, IA
12/13/86	W	69-62	Des Moines, IA
12/1/87	W	70-59	Iowa City, IA
11/29/88	W	96-72	Des Moines, IA
11/28/89	W	68-54	Des Moines, IA
11/27/90	W	80-61	Des Moines, IA



12/3/91	W	83-56	Iowa City, IA
1/4/93	W	80-65	Des Moines, IA
11/30/93	W	90-86	Iowa City, IA
11/29/94	W	103-68	Des Moines, IA
11/28/95	W	98-66	Iowa City, IA
12/3/96	W	79-59	Des Moines, IA
12/2/97	W	90-60	Iowa City, IA
12/1/98	W	78-74	Des Moines, IA
12/28/99	W	83-76##	Iowa City, IA
11/21/00	W	73-71	Des Moines, IA
12/12/01	W	101-59	Iowa City, IA
11/26/02	W	50-49	Des Moines, IA
11/25/03	W	74-56	Iowa City, IA
11/30/04	W	91-75	Des Moines, IA
12/20/05	W	65-60	Iowa City, IA
12/16/06	L	59-75	Des Moines, IA
12/14/07	L	51-56	Iowa City, IA
12/20/08	L	43-60	Des Moines, IA
12/19/09	W	71-67	Iowa City, IA
12/18/10	W	59-52	Des Moines, IA
12/17/11	W	82-68	Iowa City, IA
12/7/13	W	83-66	Des Moines, IA
12/19/15	W	70-64	Des Moines, IA
12/16/17	W	90-64	Des Moines, IA

Drexel (Iowa leads, 1-0)			
12/18/89	W	59-50	Iowa City, IA

Dubuque YMCA (Iowa leads, 1-0)			
1/16/02	W	36-27	Dubuque, IA

Duke (Duke leads, 7-1)			
%12/31/68	L	82-85	New Orleans, LA
*3/16/91	L	70-85	Minneapolis, MN
*3/21/92	L	62-75	Greensboro, NC
1/16/93	L	56-65	Durham, NC
12/22/93	L	76-79	Iowa City, IA
%12/27/94	W	81-71	Honolulu, HI
%11/25/95	L	81-88	Anchorage, AK
11/27/01	L	62-80	Chicago, IL

Duquesne (Series tied, 2-2)			
12/9/29	W	35-26	Iowa City, IA
12/11/69	W	98-87	Iowa City, IA
12/10/71	L	75-80	Pittsburgh, PA
%11/17/09	L	50-52	Iowa City, IA

Eastern Illinois (Iowa leads, 5-0)			
%12/23/88	W	89-71	Chaminade, HI
1/2/94	W	91-52	Iowa City, IA
11/21/99	W	95-79	Iowa City, IA
12/30/03	W	71-62	Iowa City, IA
12/1/07	W	57-45	Iowa City, IA

Eastern Michigan (Iowa leads, 1-0)			
%12/21/92	W	103-66	San Juan, P. Rico

Eastern Washington (Iowa leads, 1-0)			
%12/5/03	W	70-54	Iowa City, IA

East Tennessee State (Iowa leads, 2-0)			
*3/14/91	W	76-73	Minneapolis, MN
%12/1/95	W	104-58	Iowa City, IA

Evansville (Iowa leads, 5-2)			
12/1/59	W	86-84	Evansville, IN
12/3/60	W	83-71	Evansville, IN
12/2/61	L	59-65	Evansville, IN
12/1/62	W	62-57	Evansville, IN
12/7/63	W	75-72	Evansville, IN
12/5/64	L	83-90	Evansville, IN
12/4/65	W	80-73	Evansville, IN

Fairfield (Iowa leads, 1-0)			
%12/2/05	W	75-59	Iowa City, IA

Fairleigh Dickinson (Iowa leads, 1-0)			
12/9/13	W	92-59	Iowa City, IA

Florida Atlantic (Iowa leads, 1-0)			
11/24/02	W	79-52	Iowa City, IA

Florida Gulf Coast (Iowa leads, 1-0)			
%11/18/07	W	62-49	Iowa City, IA

Florida State (Iowa leads, 2-1)			
*3/18/88	W	102-98	Los Angeles, CA
12/2/02	L	67-80	Tallahassee, FL
12/2/15	W	78-75#	Iowa City, IA

Furman (Iowa leads, 1-0)			
12/14/85	W	81-61	Iowa City, IA

Gardner-Webb (Iowa leads, 2-0)			
%11/17/12	W	65-56	Iowa City, IA
11/13/15	W	76-59	Iowa City, IA

George Mason (Iowa leads, 1-0)			
12/1/84	W	111-82	Iowa City, IA

George Washington (Iowa leads, 1-0)			
*3/15/96	W	81-79	Tempe, AZ

Georgetown (Iowa leads, 1-0)			
*3/16/80	W	81-80	Philadelphia, PA

Georgia (Series tied, 1-1)			
%12/3/88	W	102-76	Iowa City, IA
&3/11/98	L	93-100	Iowa City, IA

Georgia State (Iowa leads, 2-0)			
12/12/84	W	89-40	Iowa City, IA
12/20/06	W	101-59	Iowa City, IA

Georgia Tech (Series tied, 1-1)			
11/28/00	W	85-67	Iowa City, IA
&3/24/03	L	78-79	Iowa City, IA

Gonzaga (Iowa leads, 2-1)			
11/26/84	W	62-40	Iowa City, IA
12/23/85	W	84-64	Spokane, WA
*3/22/15	L	68-87	Seattle, WA

Grambling State (Iowa leads, 2-0)			
%12/6/96	W	93-73	Iowa City, IA
11/16/17	W	85-74	Iowa City, IA

Green Bay (Iowa leads, 3-0)			
12/29/73	W	74-67#	Iowa City, IA
12/2/03	W	82-56	Iowa City, IA
11/11/18	W	93-82	Iowa City, IA

Grinnell (Grinnell leads, 19-18)			
11/6/01	W	34-19	Iowa City, IA
2/15/02	W	25-21	Grinnell, IA
2/2/03	L	5-6	Grinnell, IA
2/14/03	L	13-15	Iowa City, IA
12/4/03	W	39-35	Iowa City, IA
1/14/04	W	21-20	Grinnell, IA
1/19/04	L	12-35	Grinnell, IA
1904	W	23-19	Iowa City, IA
1/28/05	L	22-32	Grinnell, IA
2/23/05	W	24-17	Iowa City, IA
3/6/05	L	26-34	Grinnell, IA
1906	W	26-13	Iowa City, IA
2/22/06	L	19-20	Grinnell, IA
3/9/06	W	20-17	Iowa City, IA
1/30/07	W	20-17	Grinnell, IA
2/9/07	L	21-24	Iowa City, IA
1/20/08	W	15-13	Iowa City, IA
2/22/08	L	11-34	Grinnell, IA
3/11/08	L	12-26	Grinnell, IA
2/6/09	L	18-19	Iowa City, IA
2/12/09	L	14-25	Grinnell, IA
1/29/10	W	20-13	Iowa City, IA
2/11/10	L	13-18	Grinnell, IA
2/27/11	L	10-21	Grinnell, IA
3/9/11	W	12-10	Grinnell, IA
2/10/12	L	19-20	Iowa City, IA
1912	L	14-18	Grinnell, IA
1/24/13	L	12-26	Iowa City, IA
2/21/13	L	11-35	Grinnell, IA
1/23/14	L	20-38	Iowa City, IA
2/27/14	W	20-18	Grinnell, IA
1/30/15	L	14-15	Iowa City, IA
2/19/15	W	26-20	Grinnell, IA
1/25/16	W	25-16	Iowa City, IA
2/26/16	W	22-15	Grinnell, IA
1/27/17	W	19-16	Iowa City, IA
2/23/17	W	17-15	Grinnell, IA

Hampton (Iowa leads, 1-0)			
11/14/14	W	90-56	Iowa City, IA

Hamline (Iowa leads, 1-0)			
12/1/34	W	38-26	Iowa City, IA

Hardin-Simmons (Iowa leads, 2-0)			
12/21/70	W	90-77	Iowa City, IA
12/1/71	W	80-58	Iowa City, IA

Harvard (Iowa leads, 1-0)			
12/31/47	W	61-41	Iowa City, IA

Haskall Indians (Iowa leads, 1-0)			
2/2/09	W	32-18	Iowa City, IA

Hawai'i (Iowa leads, 3-0)			
%12/30/69	W	111-60	Honolulu, HI
%12/4/82	W	99-67	Iowa City, IA
%12/29/94	W	84-82	Honolulu, HI

Hawaii-Hilo (Iowa leads, 2-0)			
11/22/85	W	80-69	Hilo, HI
12/28/90	W	78-65	Hilo, HI

Hawaii-Pacific (Iowa leads, 1-0)			
11/23/85	W	85-68	Honolulu, HI

Highland Park (Iowa leads, 4-1)			
1903	W	27-17	Iowa City, IA
1/17/04	W	28-19	Highland Park
1/26/05	W	23-22	Highland Park
1/19/07	W	32-17	Highland Park
12/31/13	L	4-14	Highland Park

Holy Cross (Iowa leads, 1-0)			
&12/27/75	W	98-75	Honolulu, HI

Houston (Series tied, 1-1)			
%12/30/68	W	95-87	New Orleans, LA
12/19/81	L	52-62	Houston, TX

Howard (Iowa leads, 1-0)			
%11/15/12	W	66-36	Iowa City, IA

Idaho (Idaho leads, 1-0)			
*3/14/82	L	67-69#	Pullman, WA

Idaho State (Iowa leads, 2-0)			
11/9/07	W	58-43	Iowa City, IA
12/4/10	W	70-53	Iowa City, IA

Illinois (Illinois leads, 85-75)			
12/14/08	W	46-36	Iowa City, IA
1/28/13	L	9-35	Champaign, IL
2/23/24	L	14-26	Iowa City, IA
2/29/24	L	19-38	Champaign, IL
1/24/25	L	15-23	Champaign, IL
2/27/25	W	33-25	Iowa City, IA
1/22/27	L	33-40#	Champaign, IL
2/12/27	W	26-24	Iowa City, IA
1/13/28	W	36-30	Iowa City, IA
2/24/28	W	41-27	Champaign, IL
2/14/31	L	23-26	Iowa City, IA
2/28/31	L	13-31	Champaign, IL
2/27/33	W	30-27	Iowa City, IA
3/4/33	L	16-44	Champaign, IL
1/15/34	W	36-14	Iowa City, IA
2/26/34	L	31-35	Champaign, IL
1/4/36	W	27-26	Iowa City, IA
2/10/36	L	14-36	Champaign, IL
1/16/37	L	28-42	Champaign, IL
2/27/37	L	29-40	Iowa City, IA
2/6/39	L	26-34	Champaign, IL
3/2/40	W	62-47	Iowa City, IA
2/17/41	L	53-56	Champaign, IL
1/19/42	L	35-42	Champaign, IL
3/2/42	W	46-32	Iowa City, IA
1/16/43	L	41-61	Champaign, IL
1/18/43	L	34-66	Champaign, IL
1/21/44	W	56-51	Iowa City, IA
1/22/44	W	53-44	Iowa City, IA
1/26/45	L	42-43	Champaign, IL
3/3/45	W	43-37	Iowa City, IA
12/22/45	W	41-39	Iowa City, IA
2/23/46	L	51-57	Champaign, IL
2/8/47	L	36-45	Champaign, IL
2/9/48	W	70-61	Iowa City, IA
2/21/49	L	49-80	Champaign, IL
2/11/50	W	70-65	Champaign, IL
1/8/51	L	69-72	Iowa City, IA

ALL-TIME SERIES RESULTS

IOWA BASKETBALL



2020 MEDIA GUIDE

1/20/51	L	53-69	Champaign, IL	1/26/00	L	58-69	Iowa City, IA	2/23/42	W	55-52	Iowa City, IA
2/9/52	W	73-68	Iowa City, IA	2/12/00	L	50-78	Champaign, IL	1/23/43	L	55-71	Iowa City, IA
2/23/52	L	62-78	Champaign, IL	1/11/01	W	78-62	Iowa City, IA	1/25/43	L	43-64	Iowa City, IA
2/14/53	L	63-80	Champaign, IL	2/24/01	L	63-89	Champaign, IL	1/28/44	W	43-42	Bloomington, IN
2/21/53	W	67-62	Iowa City, IA	1/15/02	L	66-77	Champaign, IL	1/29/44	W	52-40	Bloomington, IN
1/18/54	W	79-70	Champaign, IL	1/15/03	W	68-61	Iowa City, IA	1/22/45	W	56-51	Iowa City, IA
2/20/54	L	51-74	Iowa City, IA	1/17/04	L	82-88	Champaign, IL	2/10/45	W	45-40	Bloomington, IN
1/17/55	W	92-80	Iowa City, IA	2/25/04	L	59-78	Iowa City, IA	1/12/46	L	39-45	Bloomington, IN
2/21/55	W	89-70	Champaign, IL	1/20/05	L	68-73#	Champaign, IL	2/25/46	L	46-49	Iowa City, IA
3/3/56	W	96-72	Iowa City, IA	2/19/05	L	65-75	Iowa City, IA	1/18/47	L	48-50	Bloomington, IN
1/7/57	L	70-81	Champaign, IL	1/7/06	W	63-48	Iowa City, IA	2/22/47	W	68-46	Bloomington, IN
1/6/58	W	70-68	Champaign, IL	2/25/06	L	59-71	Champaign, IL	1/17/48	W	61-52	Iowa City, IA
2/22/58	W	83-79	Iowa City, IA	1/10/07	L	70-74	Champaign, IL	2/14/48	L	47-49	Bloomington, IN
1/12/59	L	97-103	Champaign, IL	3/3/07	W	60-53	Iowa City, IA	1/10/49	L	39-50	Bloomington, IN
2/28/59	L	70-72	Iowa City, IA	3/1/08	L	47-58	Iowa City, IA	2/26/49	L	60-76	Iowa City, IA
2/27/60	L	70-85	Champaign, IL	2/1/09	L	54-62	Champaign, IL	1/14/50	W	65-64	Iowa City, IA
1/16/61	W	78-71	Iowa City, IA	1/5/10	L	42-59	Champaign, IL	2/25/50	W	59-53	Bloomington, IN
2/10/62	L	81-91	Iowa City, IA	2/3/10	L	49-57	Iowa City, IA	2/12/51	L	54-63	Iowa City, IA
3/3/62	W	88-78	Iowa City, IA	12/29/10	L	77-87	Iowa City, IA	2/26/51	L	53-63	Bloomington, IN
1/5/63	L	76-85	Iowa City, IA	2/26/11	L	68-81	Champaign, IL	1/12/52	W	78-59	Iowa City, IA
3/9/63	L	69-73	Champaign, IL	2/26/12	L	54-65	Champaign, IL	1/21/52	L	69-82	Bloomington, IN
1/11/64	L	70-87	Iowa City, IA	\$3/8/12	W	64-61	Indianapolis, IN	12/22/53	L	72-91	Iowa City, IA
3/9/64	L	67-90	Champaign, IL	3/5/13	W	63-55	Iowa City, IA	3/9/53	L	61-68	Bloomington, IN
2/23/65	L	80-97	Champaign, IL	2/1/14	W	81-74	Champaign, IL	2/22/54	W	82-64	Bloomington, IN
3/6/65	W	94-84	Iowa City, IA	3/8/14	L	63-66	Iowa City, IA	2/12/55	W	90-75	Iowa City, IA
3/5/66	L	90-106	Champaign, IL	2/25/15	W	68-60	Iowa City, IA	2/20/56	W	87-83	Bloomington, IN
2/17/67	W	96-89	Iowa City, IA	2/7/16	W	77-65	Champaign, IL	3/5/56	W	84-73	Iowa City, IA
2/3/68	L	63-66	Champaign, IL	\$3/10/16	L	66-68	Indianapolis, IN	2/2/57	L	66-82	Iowa City, IA
2/3/68	W	61-56	Iowa City, IA	1/25/17	L	64-76	Champaign, IL	2/18/57	L	76-90	Bloomington, IN
2/8/69	L	69-98	Champaign, IL	2/18/17	L	66-70	Iowa City, IA	1/18/58	W	79-75	Iowa City, IA
2/25/69	W	74-53	Iowa City, IA	1/11/18	W	104-87#	Champaign, IL	1/17/59	W	88-78	Bloomington, IN
2/17/70	W	83-81	Champaign, IL	\$2/28/18	W	96-87	New York, NY	2/8/60	L	74-87	Bloomington, IN
2/2/71	W	92-84	Iowa City, IA	1/20/19	W	95-71	Iowa City, IA	2/20/60	L	64-79	Iowa City, IA
2/15/72	W	87-84#	Iowa City, IA	\$3/14/19	W	83-62	Chicago, IL	2/11/61	W	74-67	Bloomington, IN
3/7/72	L	84-91	Champaign, IL	Illinois State (Illinois State leads, 1-0)				3/4/61	L	69-78	Iowa City, IA
1/13/73	L	78-80	Champaign, IL	%12/29/88	L	88-89	Oklahoma City, OK	2/17/62	L	69-72	Bloomington, IN
3/10/73	W	93-76	Iowa City, IA	Illinois YMCA (Illinois YMCA leads, 1-0)				2/18/63	L	71-72	Iowa City, IA
2/23/74	L	84-91	Champaign, IL	2/1/06	L	24-35	Chicago, IL	1/4/64	W	72-71	Bloomington, IN
1/4/75	W	95-70	Iowa City, IA	Illinois Wesleyan (Iowa leads, 3-1)				2/10/64	W	82-75	Iowa City, IA
3/8/75	W	73-70	Champaign, IL	12/31/20	L	26-29	Bloomington, IL	1/11/65	L	76-85	Iowa City, IA
1/3/76	W	84-60	Iowa City, IA	11/26/83	W	86-60	Iowa City, IA	1/18/65	W	74-68	Bloomington, IN
3/6/76	W	82-70	Champaign, IL	12/15/84	W	99-39	Iowa City, IA	1/17/66	L	61-73	Bloomington, IN
1/15/77	W	84-81#	Champaign, IL	Indiana (Indiana leads, 103-78)				3/7/66	W	82-77	Iowa City, IA
2/24/77	W	76-64	Iowa City, IA	2/6/09	L	12-18	Bloomington, IN	1/7/67	W	84-73	Iowa City, IA
1/26/78	L	61-70	Iowa City, IA	1/19/15	W	29-20	Iowa City, IA	2/25/67	W	75-74#	Bloomington, IN
2/18/78	L	76-77	Champaign, IL	2/23/15	W	20-19	Bloomington, IN	2/24/68	W	78-70	Bloomington, IN
1/25/79	W	58-52	Iowa City, IA	1/12/17	L	12-21	Iowa City, IA	1/11/69	W	91-72	Iowa City, IA
2/17/79	W	67-53	Champaign, IL	1/19/17	L	7-12	Bloomington, IN	1/31/70	W	100-93	Iowa City, IA
1/3/80	W	72-71	Champaign, IL	2/17/18	L	25-29	Iowa City, IA	2/7/70	W	104-89	Bloomington, IN
3/1/80	W	75-71	Iowa City, IA	3/8/18	W	13-11	Bloomington, IN	2/13/71	L	84-86	Iowa City, IA
1/31/81	L	66-79	Champaign, IL	1/13/19	L	14-23	Iowa City, IA	3/6/71	L	88-104	Bloomington, IN
2/7/81	W	72-66	Iowa City, IA	1/24/19	W	21-12	Bloomington, IN	2/19/72	L	79-86	Bloomington, IN
1/9/82	W	56-50	Iowa City, IA	2/7/20	W	28-20	Iowa City, IA	3/3/73	L	64-80#	Iowa City, IA
3/4/82	L	67-73#	Champaign, IL	2/13/20	L	19-25	Bloomington, IN	1/19/74	L	51-55	Iowa City, IA
2/3/83	L	61-62	Champaign, IL	2/21/21	W	22-15	Iowa City, IA	2/2/74	L	50-85	Bloomington, IN
2/12/83	W	68-66	Iowa City, IA	2/26/21	W	26-17	Bloomington, IN	1/11/75	L	49-102	Bloomington, IN
2/2/84	L	52-54##	Iowa City, IA	1/22/23	W	19-13	Iowa City, IA	2/8/75	L	56-79	Iowa City, IA
2/12/84	L	53-73	Champaign, IL	2/5/23	L	21-23	Bloomington, IN	1/26/76	L	73-88	Iowa City, IA
1/5/85	W	64-60	Iowa City, IA	1/31/25	L	28-30	Iowa City, IA	2/23/76	L	81-101	Bloomington, IN
3/7/85	L	53-59#	Champaign, IL	2/9/25	L	21-28	Bloomington, IN	1/29/77	L	65-81	Bloomington, IN
1/4/86	W	60-59	Champaign, IL	1/16/26	W	29-22	Iowa City, IA	2/28/77	W	80-73	Iowa City, IA
3/6/86	W	57-53	Iowa City, IA	2/1/26	L	20-30	Bloomington, IN	1/5/78	L	51-69	Bloomington, IN
1/14/87	W	91-88#	Champaign, IL	2/11/28	L	33-50	Bloomington, IN	3/4/78	L	55-71	Iowa City, IA
2/14/87	W	66-61	Iowa City, IA	2/26/28	L	39-49	Iowa City, IA	1/13/79	W	90-61	Iowa City, IA
1/21/88	W	93-79	Iowa City, IA	2/21/29	W	29-27	Iowa City, IA	2/22/79	L	62-64	Bloomington, IN
3/6/88	L	81-94	Champaign, IL	3/4/29	L	30-35	Bloomington, IN	1/17/80	L	69-81	Bloomington, IN
2/5/89	W	86-82	Iowa City, IA	1/19/31	L	20-28	Iowa City, IA	2/14/80	L	55-66	Iowa City, IA
3/8/89	L	94-118	Champaign, IL	2/9/31	L	18-31	Bloomington, IN	1/22/81	W	56-53	Bloomington, IN
1/29/90	W	69-67	Iowa City, IA	1/18/32	L	27-35	Bloomington, IN	2/19/81	W	78-65	Iowa City, IA
3/4/90	L	85-118	Champaign, IL	2/20/32	L	33-34	Iowa City, IA	2/4/82	W	62-40	Iowa City, IA
1/28/91	L	50-53	Champaign, IL	2/5/34	L	25-34	Bloomington, IN	2/13/82	L	58-73	Bloomington, IN
2/23/91	L	74-79	Iowa City, IA	2/17/34	W	29-26	Iowa City, IA	1/29/83	W	63-48	Iowa City, IA
1/15/92	W	74-69	Iowa City, IA	1/19/35	L	35-40	Iowa City, IA	2/16/83	W	58-57	Bloomington, IN
2/23/92	L	72-77#	Champaign, IL	2/11/35	L	30-34	Bloomington, IN	1/28/84	L	47-54	Bloomington, IN
2/4/93	L	77-78	Champaign, IL	1/4/37	L	24-28	Bloomington, IN	2/16/84	L	45-49	Iowa City, IA
3/13/93	W	63-53	Iowa City, IA	2/6/37	L	34-38	Iowa City, IA	1/31/85	W	72-59	Bloomington, IN
1/19/94	L	90-105	Champaign, IL	1/8/38	W	48-39	Iowa City, IA	3/3/85	W	70-50	Iowa City, IA
2/19/94	W	83-69	Iowa City, IA	1/17/38	W	36-32	Bloomington, IN	1/30/86	W	79-69	Iowa City, IA
2/1/95	L	74-79	Iowa City, IA	2/11/39	L	39-50	Iowa City, IA	3/2/86	L	73-80	Bloomington, IN
2/11/95	L	97-104#	Champaign, IL	2/20/39	L	40-45	Bloomington, IN	1/22/87	W	101-88	Iowa City, IA
1/18/96	W	82-79	Iowa City, IA	1/8/40	L	30-45	Bloomington, IN	2/21/87	L	75-84	Bloomington, IN
2/24/96	L	86-91	Champaign, IL	2/19/40	L	42-46	Iowa City, IA	1/6/88	W	84-70	Iowa City, IA
1/29/97	W	82-65	Iowa City, IA	2/10/41	L	40-50	Bloomington, IN	3/12/88	L	89-116	Bloomington, IN
2/9/97	L	51-66	Champaign, IL	2/22/41	L	36-47	Iowa City, IA	1/30/89	L	89-104	Bloomington, IN
1/8/98	L	64-76	Iowa City, IA					3/11/89	W	87-70	Iowa City, IA
2/22/98	L	72-79	Champaign, IL					1/18/90	L	79-83	Iowa City, IA
1/7/99	W	84-62	Iowa City, IA					2/17/90	L	71-118	Bloomington, IN
2/21/99	W	78-72	Champaign, IL					1/19/91	L	79-99	Iowa City, IA



2/21/91	W	80-79#	Bloomington, IN
2/9/92	L	66-81	Bloomington, IN
3/4/92	L	60-64	Iowa City, IA
1/6/93	L	67-75	Bloomington, IN
2/6/93	L	66-73	Iowa City, IA
1/11/94	L	75-89	Iowa City, IA
2/12/94	L	91-93	Bloomington, IN
1/7/95	W	74-55	Iowa City, IA
3/12/95	L	79-110	Bloomington, IN
1/30/96	L	73-76	Bloomington, IN
2/11/96	W	76-50	Iowa City, IA
2/4/97	W	75-67	Iowa City, IA
12/31/97	W	89-76	Bloomington, IN
2/28/98	W	84-70	Iowa City, IA
12/31/98	W	67-52	Iowa City, IA
2/27/99	L	81-88	Bloomington, IN
1/18/00	L	71-74	Bloomington, IN
1/27/01	W	71-66	Iowa City, IA
\$3/11/01	W	63-61	Chicago, IL
1/13/02	L	66-77	Iowa City, IA
2/5/02	L	51-79	Bloomington, IN
\$3/9/02	W	62-60	Indianapolis, IN
2/19/03	L	63-79	Iowa City, IA
3/1/03	L	88-91#	Bloomington, IN
2/7/04	W	84-82###	Bloomington, IN
1/29/05	W	72-57	Iowa City, IA
1/24/06	W	73-60	Iowa City, IA
2/11/06	W	70-67	Bloomington, IN
1/16/07	L	64-71	Bloomington, IN
2/3/07	W	81-75	Iowa City, IA
1/2/08	L	76-79	Iowa City, IA
1/23/08	L	43-65	Bloomington, IN
1/3/09	W	65-60	Iowa City, IA
2/4/09	L	60-68	Bloomington, IN
1/24/10	W	58-43	Bloomington, IN
2/28/10	W	73-57	Iowa City, IA
1/23/11	W	91-77	Iowa City, IA
2/5/11	W	64-63	Bloomington, IN
1/29/12	L	103-89	Bloomington, IN
2/19/12	W	78-66	Iowa City, IA
12/31/12	L	65-69	Iowa City, IA
3/2/13	L	60-73	Bloomington, IN
2/27/14	L	86-93	Bloomington, IN
3/3/15	W	77-63	Bloomington, IN
2/11/16	L	78-85	Bloomington, IN
3/1/16	L	78-81	Iowa City, IA
2/21/17	W	96-90#	Iowa City, IA
\$3/9/17	L	73-95	Washington, DC
12/4/17	L	64-77	Bloomington, IN
2/17/18	L	82-84	Iowa City, IA
2/7/19	W	77-72	Bloomington, IN
2/22/19	W	76-70#	Iowa City, IA

Indiana State (Iowa leads, 2-0)

12/16/40	W	39-37	Iowa City, IA
&3/20/13	W	68-52	Iowa City, IA

Iowa National Guard (Iowa leads, 2-1)

2/28/05	L	26-46	Muscatine, IA
1/26/06	W	42-26	Fairfield, IA
1/1/13	W	25-16	Fort Dodge, IA

Iowa State (Iowa leads, 45-27)

2/5/09	W	30-27	Ames, IA
2/26/10	W	24-12	Iowa City, IA
2/8/13	W	27-15	Iowa City, IA
2/25/13	W	21-13	Ames, IA
1/31/14	W	22-15	Iowa City, IA
2/24/14	W	21-16	Ames, IA
2/16/15	W	27-12	Iowa City, IA
3/4/15	W	23-18	Ames, IA
2/19/16	W	26-9	Iowa City, IA
3/4/16	W	22-14	Ames, IA
2/16/17	L	12-24	Ames, IA
2/27/17	W	15-13	Iowa City, IA
2/9/18	W	24-9	Iowa City, IA
3/1/18	W	22-20	Ames, IA
2/15/19	W	27-17	Iowa City, IA
3/1/19	W	29-20	Ames, IA
1/23/20	W	27-15	Iowa City, IA
3/6/20	W	26-19	Ames, IA
2/15/21	L	16-20	Iowa City, IA
3/11/21	L	18-26	Ames, IA
12/11/33	W	30-12	Iowa City, IA
1/1/35	L	33-41	Ames, IA
1/23/70	W	87-68	Iowa City, IA
12/18/71	L	94-97	Ames, IA

1/2/73	W	66-57	Iowa City, IA
1/7/74	L	77-94	Ames, IA
12/12/74	W	77-66	Iowa City, IA
12/12/75	W	91-77	Ames, IA
12/18/76	W	85-64	Iowa City, IA
11/26/77	L	78-79	Ames, IA
12/11/78	W	67-66	Iowa City, IA
12/15/79	W	67-64	Ames, IA
12/20/80	W	85-59	Iowa City, IA
12/8/81	W	79-68	Ames, IA
1/15/83	W	73-56	Iowa City, IA
1/14/84	L	72-76##	Ames, IA
12/4/84	L	50-54	Iowa City, IA
12/10/85	L	61-74	Ames, IA
12/20/86	W	89-64	Iowa City, IA
12/19/87	L	100-102#	Ames, IA
12/10/88	W	91-71	Iowa City, IA
12/7/89	W	89-87	Ames, IA
12/8/90	W	75-73	Iowa City, IA
12/14/91	L	84-98	Ames, IA
12/12/92	W	78-51	Iowa City, IA
12/11/93	L	79-86	Ames, IA
12/10/94	L	63-76	Iowa City, IA
12/9/95	W	56-50	Ames, IA
12/14/96	L	74-81	Iowa City, IA
12/13/97	W	60-59	Ames, IA
12/12/98	W	74-54	Iowa City, IA
12/11/99	L	66-79	Ames, IA
12/9/00	W	80-68	Iowa City, IA
12/8/01	W	78-53	Ames, IA
12/13/02	L	69-73	Iowa City, IA
&3/21/03	W	54-53	Ames, IA
1/21/04	L	76-84	Ames, IA
12/10/04	W	70-63	Iowa City, IA
12/9/05	L	60-72	Ames, IA
12/8/06	W	77-59	Iowa City, IA
12/8/07	L	47-56	Ames, IA
12/12/08	W	73-57	Iowa City, IA
12/11/09	L	71-81	Ames, IA
12/10/10	L	72-75	Iowa City, IA
12/9/11	L	76-86	Ames, IA
12/7/12	W	80-71	Iowa City, IA
12/13/13	L	82-85	Ames, IA
12/12/14	L	75-90	Iowa City, IA
12/10/15	L	82-83	Ames, IA
12/8/16	W	78-64	Iowa City, IA
12/7/17	L	78-84	Ames, IA
12/6/18	W	98-84	Iowa City, IA

Iowa Wesleyan (Iowa leads, 3-0)

12/20/11	W	41-22	Iowa City, IA
12/14/14	W	46-22	Iowa City, IA
12/21/15	W	55-6	Iowa City, IA

IPFW (Iowa Leads, 1-0)

11/26/11	W	82-72	Iowa City, IA
----------	---	-------	---------------

Ithaca (Iowa leads, 1-0)

12/13/48	W	78-26	Iowa City, IA
----------	---	-------	---------------

Jackson State (Iowa leads, 1-0)

12/12/88	W	86-71	Iowa City, IA
----------	---	-------	---------------

Jacksonville (Jacksonville leads, 1-0)

*3/12/70	L	103-104	Columbus, OH
----------	---	---------	--------------

James Madison (Iowa leads, 1-0)

%12/28/82	W	47-45	Rochester, NY
-----------	---	-------	---------------

Kansas (Iowa leads, 7-3)

2/5/02	W	40-27	Iowa City, IA
2/14/06	W	29-19	Iowa City, IA
1/29/42	L	51-53	Iowa City, IA
1/3/72	W	81-68	Iowa City, IA
12/9/72	W	69-56	Lawrence, KS
1/2/74	L	71-72	Iowa City, IA
12/7/74	L	54-89	Lawrence, KS
%11/28/87	W	100-81	Maui, HI
12/8/98	W	85-81	Lawrence, KS
2/3/00	W	77-69	Iowa City, IA

Kansas City AC (K. C. AC leads, 1-0)

1/23/07	L	28-35	Kansas City, MO
---------	---	-------	-----------------

Kennesaw State (Iowa leads, 1-0)

11/11/16	W	91-74	Iowa City, IA
----------	---	-------	---------------

Kansas State (Series tied, 4-4)

12/7/46	W	54-41	Iowa City, IA
12/22/56	W	85-83	Iowa City, IA
12/14/57	L	69-86	Manhattan, KS
12/13/72	L	62-68	Iowa City, IA
12/11/73	L	67-105	Manhattan, KS
12/23/00	L	78-86	Manhattan, KS
12/22/01	W	89-70	Iowa City, IA
%11/29/08	W	65-63	Las Vegas, NV

Kent State (Iowa leads, 3-0)

11/29/76	W	84-55	Iowa City, IA
11/28/77	W	82-64	Kent, OH
11/25/78	W	111-76	Iowa City, IA

Kentucky (Kentucky leads, 5-3)

*3/17/56	W	89-77	Iowa City, IA
%12/21/62	L	69-94	Lexington, KY
12/4/64	L	77-85	Lexington, KY
12/4/72	W	79-66	Lexington, KY
12/14/73	L	80-88	Iowa City, IA
*3/15/97	L	69-75	Salt Lake City, UT
*3/17/01	L	79-92	Long Island, NY
%11/21/05	W	67-63	Kansas City, MO

Knox (Iowa leads, 4-0)

12/31/21	W	27-21	Galesburg, IL
12/16/22	W	21-11	Iowa City, IA
1927	W	30-21	Iowa City, IA
2/6/43	W	62-45	Iowa City, IA

Lafayette (Iowa leads, 1-0)

1/11/88	W	109-68	Iowa City, IA
---------	---	--------	---------------

La Salle (Series tied, 1-1)

*3/18/55	L	73-76	Kansas City, MO
%12/7/96	W	65-60	Iowa City, IA

Lawrence Tech (Lawrence Tech leads, 1-0)

12/10/49	L	49-54	Southfield, MI
----------	---	-------	----------------

Leander-Clarke (Iowa leads, 3-0)

1/16/12	W	23-11	Iowa City, IA
12/16/12	W	14-10	Iowa City, IA
12/12/13	W	24-13	Iowa City, IA

Lehigh (Iowa leads, 2-0)

%12/7/85	W	89-68	Iowa City, IA
12/3/94	W	104-77	Iowa City, IA

Lewis Institute (Lewis Institute leads, 2-0)

1905	L	25-31	Iowa City, IA
2/17/11	L	10-19	Chicago, IL

Liberty (Iowa leads, 1-0)

12/22/02	W	87-49	Iowa City, IA
----------	---	-------	---------------

Lombard (Iowa leads, 2-1)

12/19/16	W	39-11	Iowa City, IA
12/20/17	L	15-25	Iowa City, IA
12/20/21	W	26-14	Iowa City, IA

Long Beach State (Series Tied, 1-1)

%12/4/93	W	101-79	Iowa City, IA
%11/22/10	L	72-78	Virgin Islands, VI

Long Island (Iowa leads, 2-0)

12/17/94	W	102-72	Iowa City, IA
11/29/97	W	101-69	Iowa City, IA

Longwood (Iowa leads, 1-0)

11/29/14	W	77-44	Iowa City, IA
----------	---	-------	---------------

Loyola-Chicago (Iowa leads, 4-3)

12/19/35	W	33-26	Chicago, IL
12/28/50	W	61-56	Chicago, IL
12/4/54	W	89-79	Chicago, IL
2/2/63	L	68-86	Chicago, IL
2/1/64	L	71-85	Chicago, IL
2/4/67	L	87-98	Chicago, IL
1/8/68	W	71-65	Iowa City, IA

Loyola Marymount (Iowa leads, 2-0)

12/17/55	W	84-61	Iowa City, IA
%12/6/86	W	103-80	Iowa City, IA

ALL-TIME SERIES RESULTS

Loyola-New Orleans (Iowa leads, 2-0)

12/17/56	W	80-65	Iowa City, IA
12/22/59	W	68-96	Iowa City, IA

Los Angeles State (Iowa leads, 1-0)

12/18/61	W	82-72	Iowa City, IA
----------	---	-------	---------------

Louisiana (Louisiana leads, 1-0)

%11/20/17	L	71-80	Cayman Islands
-----------	---	-------	----------------

Louisiana-Monroe (Iowa leads, 4-1)

12/6/75	W	97-87	Iowa City, IA
*3/12/82	W	70-63	Pullman, WA
*3/19/93	W	82-69	Nashville, TN
%11/30/07	L	67-72#	Iowa City, IA
11/16/10	W	68-40	Iowa City, IA

Louisiana Tech (Iowa leads, 3-0)

%12/7/91	W	84-65	Iowa City, IA
11/17/01	W	75-67	Iowa City, IA
12/21/11	W	77-58	Iowa City, IA

Louisiana State (LSU leads, 3-0)

%12/28/64	L	81-92	Pullman, WA
%11/26/96	L	60-70+	Maui, HI
&3/13/02	L	61-63	Iowa City, IA

Louisville (Series tied, 2-2)

*3/22/80	L	72-80	Indianapolis, IN
12/7/83	L	58-79	Louisville, KY
11/29/03	W	70-69#	Indianapolis, IN
%11/22/04	W	76-71	Maui, HI

Luther (Iowa leads, 3-0)

1908	W	34-32	Decorah, IA
2/26/09	W	34-12	Decorah, IA
1/19/10	W	19-15	Decorah, IA

Mankato State (Iowa leads, 1-0)

12/1/77	W	91-71	Iowa City, IA
---------	---	-------	---------------

Marquette (Iowa leads, 11-7)

1/15/23	L	20-21	Iowa City, IA
1/11/24	W	28-17	Milwaukee, WI
1/2/26	W	19-16	Milwaukee, WI
1/1/27	W	35-21	Milwaukee, WI
1/1/28	W	31-17	Milwaukee, WI
12/21/29	W	38-15	Milwaukee, WI
12/21/29	L	19-29	Milwaukee, WI
3/4/30	L	21-39	Iowa City, IA
12/30/35	W	31-27	Milwaukee, WI
1/2/37	W	37-34	Milwaukee, WI
1/1/38	L	23-36	Milwaukee, WI
12/30/39	L	43-49#	Milwaukee, WI
*3/12/55	W	86-81	Kansas City, MO
12/23/72	L	61-69	Iowa City, IA
12/8/73	L	70-86	Milwaukee, WI
12/5/81	W	86-65#	Milwaukee, WI
12/8/82	W	87-66	Iowa City, IA
11/19/15	W	89-61	Milwaukee, WI

Maryland (Maryland leads, 6-3)

%12/25/84	L	68-70	Honolulu, HI
11/30/99	L	65-83	Baltimore, MD
&4/2/13	W	71-60	New York, NY
2/8/15	W	71-55	Iowa City, IA
1/28/16	L	68-74	College Park, MD
1/19/17	L	76-84	Iowa City, IA
2/25/17	W	83-69	College Park, MD
1/7/18	L	73-91	College Park, MD
2/19/19	L	65-66	Iowa City, IA

Maryland-Baltimore County (Iowa leads, 2-0)

12/15/90	W	98-81	Iowa City, IA
12/6/14	W	77-47	Iowa City, IA

Maryland Eastern Shore (Iowa leads, 5-0)

11/23/91	W	101-45	Iowa City, IA
11/13/01	W	89-59	Iowa City, IA
%11/14/05	W	86-41	Iowa City, IA
%11/20/07	W	65-48	Iowa City, IA
11/14/13	W	109-63	Iowa City, IA

McNeese State (Iowa leads, 1-0)

11/26/88	W	77-56	Iowa City, IA
----------	---	-------	---------------

Memphis (Iowa leads, 2-1)

%2/30/83	W	73-66	Los Angeles, CA
%11/20/01	W	75-71	Kansas City, MO
%11/26/16	L	92-100	Niceville, FL

Mercer (Iowa leads, 1-0)

12/28/01	W	77-43	Iowa City, IA
----------	---	-------	---------------

Miami, Ohio (Iowa leads, 2-0)

2/8/58	W	82-77	Iowa City, IA
12/9/61	W	75-55	Iowa City, IA

Michigan (Michigan leads, 95-64)

1/21/21	L	15-19	Ann Arbor, MI
2/27/22	L	20-22	Iowa City, IA
3/4/22	L	19-25	Ann Arbor, MI
1/15/23	W	18-17	Iowa City, IA
3/3/23	W	20-18	Ann Arbor, MI
1/19/24	L	18-23	Ann Arbor, MI
2/25/24	L	25-27	Iowa City, IA
1/11/26	L	16-22	Ann Arbor, MI
2/13/26	W	24-21	Iowa City, IA
1/15/27	L	22-41	Iowa City, IA
3/7/27	L	29-31#	Ann Arbor, MI
1/12/29	L	25-36	Iowa City, IA
2/23/29	L	18-25	Ann Arbor, MI
2/15/32	L	22-40	Ann Arbor, MI
2/27/32	L	27-35	Iowa City, IA
1/7/33	L	25-33	Iowa City, IA
2/18/33	W	36-35	Ann Arbor, MI
2/16/35	L	27-29	Iowa City, IA
2/25/35	W	37-25	Ann Arbor, MI
2/3/36	L	27-31#	Ann Arbor, MI
2/22/36	L	25-31	Iowa City, IA
2/14/38	W	38-20	Ann Arbor, MI
2/26/38	W	37-25	Iowa City, IA
1/21/39	L	32-47	Iowa City, IA
1/13/40	L	38-47	Ann Arbor, MI
2/15/41	L	29-40	Iowa City, IA
1/3/42	W	40-34	Ann Arbor, MI
2/21/42	W	59-38	Iowa City, IA
1/19/45	W	29-27	Ann Arbor, MI
2/3/45	W	50-37	Iowa City, IA
2/15/47	W	55-46	Iowa City, IA
3/1/48	L	35-51	Ann Arbor, MI
3/5/49	W	63-62	Iowa City, IA
1/7/50	L	46-66	Ann Arbor, MI
2/24/51	W	70-48	Iowa City, IA
3/5/51	W	65-55	Ann Arbor, MI
1/7/52	W	54-46	Ann Arbor, MI
2/11/52	W	82-59	Iowa City, IA
12/13/52	W	85-77	Iowa City, IA
1/12/53	L	61-66	Ann Arbor, MI
1/11/54	W	93-78	Iowa City, IA
2/8/54	W	86-68	Ann Arbor, MI
2/26/55	W	96-84	Iowa City, IA
3/7/55	L	58-74	Ann Arbor, MI
1/21/56	W	78-67	Ann Arbor, MI
3/2/57	L	79-83	Iowa City, IA
1/4/58	L	65-73	Iowa City, IA
3/8/58	L	92-95	Ann Arbor, MI
1/31/59	W	78-74	Iowa City, IA
2/16/59	L	86-90	Ann Arbor, MI
3/5/60	W	68-53	Iowa City, IA
2/20/61	W	50-46	Ann Arbor, MI
1/15/62	L	55-56	Ann Arbor, MI
2/24/62	W	68-63	Iowa City, IA
1/7/63	L	67-88	Iowa City, IA
2/25/63	L	70-78	Ann Arbor, MI
3/7/64	L	61-69	Iowa City, IA
2/8/65	L	66-81	Ann Arbor, MI
2/21/66	W	91-82	Iowa City, IA
2/28/66	L	88-103	Ann Arbor, MI
1/23/67	W	91-81	Iowa City, IA
3/11/67	W	83-76	Ann Arbor, MI
2/10/68	W	99-86	Ann Arbor, MI
3/9/68	L	70-71	Iowa City, IA
1/4/69	L	92-99#	Ann Arbor, MI
2/15/69	L	85-86	Iowa City, IA
1/6/70	W	107-99	Ann Arbor, MI
3/9/71	L	82-86	Iowa City, IA
1/25/72	L	86-90	Ann Arbor, MI
3/11/72	W	95-69	Iowa City, IA
1/8/73	L	59-71	Ann Arbor, MI
1/29/73	W	75-68	Iowa City, IA
1/26/74	L	84-86#	Iowa City, IA
1/18/75	L	70-75	Iowa City, IA
2/15/75	L	75-99	Ann Arbor, MI

1/31/76	L	95-104	Ann Arbor, MI
2/28/76	L	74-88	Iowa City, IA
1/17/77	L	75-99	Iowa City, IA
2/17/77	L	80-91	Ann Arbor, MI
1/12/78	L	56-66	Iowa City, IA
2/25/78	L	76-82	Ann Arbor, MI
1/6/79	W	85-79	Ann Arbor, MI
3/1/79	L	53-61	Iowa City, IA
1/5/80	L	65-68	Ann Arbor, MI
2/28/80	W	83-67	Iowa City, IA
1/17/81	W	73-58	Ann Arbor, MI
2/26/81	W	69-66	Iowa City, IA
1/23/82	W	56-38	Iowa City, IA
2/20/82	L	58-68	Ann Arbor, MI
1/8/83	W	79-72	Iowa City, IA
3/10/83	L	60-66	Ann Arbor, MI
1/7/84	L	49-53	Ann Arbor, MI
3/7/84	L	46-53	Iowa City, IA
1/19/85	L	67-69###	Ann Arbor, MI
2/14/85	L	52-56	Iowa City, IA
1/18/86	L	57-61	Iowa City, IA
2/15/86	L	66-82	Ann Arbor, MI
1/31/87	L	92-100	Ann Arbor, MI
2/28/87	W	95-85	Iowa City, IA
2/3/88	L	103-120	Ann Arbor, MI
2/27/88	W	95-87	Iowa City, IA
2/9/89	L	107-108##	Iowa City, IA
3/4/89	L	96-119	Ann Arbor, MI
1/20/90	W	78-76#	Iowa City, IA
3/10/90	L	96-127	Ann Arbor, MI
1/10/91	W	79-78	Iowa City, IA
2/9/91	L	70-84	Ann Arbor, MI
1/9/92	L	77-80#	Iowa City, IA
2/12/92	L	74-79	Ann Arbor, MI
1/31/93	W	88-80	Iowa City, IA
3/2/93	L	73-82	Ann Arbor, MI
1/8/94	L	70-71	Iowa City, IA
2/16/94	L	76-89	Ann Arbor, MI
1/11/95	L	82-83##	Ann Arbor, MI
3/5/95	W	86-69	Iowa City, IA
1/28/96	W	70-61	Iowa City, IA
2/13/96	W	62-55	Ann Arbor, MI
1/19/97	L	71-79	Ann Arbor, MI
2/20/97	W	80-75	Iowa City, IA
2/1/98	L	66-80	Iowa City, IA
\$3/6/98	L	66-77	Chicago, IL
1/30/99	W	81-68	Ann Arbor, MI
1/22/00	W	83-78	Iowa City, IA
3/1/00	L	78-87	Ann Arbor, MI
1/20/01	L	69-70	Iowa City, IA
2/14/01	L	85-94	Ann Arbor, MI
2/23/02	W	76-56	Iowa City, IA
2/8/03	L	62-70	Ann Arbor, MI
1/28/04	L	84-90	Ann Arbor, MI
2/14/04	W	69-61	Iowa City, IA
\$3/12/04	L	70-79	Indianapolis, IN
1/5/05	L	63-65	Iowa City, IA
3/5/05	W	74-72#	Ann Arbor, MI
2/4/06	W	94-66	Iowa City, IA
1/31/07	W	69-62	Ann Arbor, MI
1/19/08	W	68-60	Ann Arbor, MI
2/14/08	L	52-60	Iowa City, IA
\$3/13/08	L	47-55	Indianapolis, IN
1/11/09	L	49-64	Ann Arbor, MI
2/22/09	W	70-60#	Iowa City, IA
\$3/12/09	L	45-73	Indianapolis, IN
1/30/10	L	46-60	Ann Arbor, MI
2/16/10	L	78-80#	Iowa City, IA
\$3/11/10	L	52-59	Indianapolis, IN
1/30/11	L	73-87	Ann Arbor, MI
2/19/11	L	72-75#	Iowa City, IA
1/14/12	W	75-59	Iowa City, IA
1/6/13	L	67-95	Ann Arbor, MI
1/22/14	L	67-75	Ann Arbor, MI
2/8/14	W	85-67	Iowa City, IA
2/5/15	W	72-54	Ann Arbor, MI
1/17/16	W	82-71	Iowa City, IA
3/5/16	W	71-61	Ann Arbor, MI
1/1/17	W	86-83#	Iowa City, IA
1/2/18	L	68-75	Iowa City, IA
2/14/18	L	59-74	Ann Arbor, MI
\$3/1/18	L	71-77#	New York, NY
2/1/19	W	74-59	Iowa City, IA
\$3/15/19	L	53-74	Chicago, IL



Michigan State (Michigan State leads, 74-56)

12/22/37	L	37-52	East Lansing, MI
12/23/40	W	40-34	East Lansing, MI
12/30/44	W	66-29	Iowa City, IA
12/18/48	L	43-49	East Lansing, MI
12/5/49	W	73-53	Iowa City, IA
1/15/51	W	46-42	Iowa City, IA
3/3/51	W	65-52	East Lansing, MI
1/5/52	W	61-60	East Lansing, MI
2/25/52	W	64-52	Iowa City, IA
1/10/53	L	61-68	East Lansing, MI
2/9/53	L	48-60	Iowa City, IA
1/4/54	W	73-63	Iowa City, IA
2/27/54	W	60-48	East Lansing, MI
1/10/55	W	94-81	Iowa City, IA
2/19/55	W	78-69	East Lansing, MI
1/7/56	L	64-65	Iowa City, IA
2/16/57	L	67-77	East Lansing, MI
2/10/58	L	84-90	East Lansing, MI
3/1/58	L	65-83	Iowa City, IA
1/5/59	W	80-68	Iowa City, IA
3/7/59	L	74-84	East Lansing, MI
1/11/60	W	92-79	Iowa City, IA
1/23/60	L	80-90	East Lansing, MI
1/14/61	W	86-72	Iowa City, IA
3/6/61	L	64-74	East Lansing, MI
2/19/62	W	59-51	Iowa City, IA
1/21/63	W	60-59	East Lansing, MI
2/15/64	L	82-107	East Lansing, MI
2/22/64	L	89-107	Iowa City, IA
1/9/65	W	85-78	East Lansing, MI
1/16/65	W	111-68	Iowa City, IA
1/22/66	W	90-76	Iowa City, IA
1/14/67	L	70-79	East Lansing, MI
1/23/68	W	76-71	East Lansing, MI
2/27/68	W	76-58	Iowa City, IA
1/14/69	W	77-76	Iowa City, IA
2/18/69	L	60-78	East Lansing, MI
2/14/70	W	103-77	Iowa City, IA
1/12/71	L	81-84	East Lansing, MI
2/12/72	L	91-100	Iowa City, IA
2/26/72	W	102-98	East Lansing, MI
1/15/73	L	74-76	Iowa City, IA
2/3/73	L	89-94	East Lansing, MI
1/21/74	L	86-95	East Lansing, MI
1/20/75	W	83-79	Iowa City, IA
2/17/75	L	78-90	East Lansing, MI
1/5/76	L	88-105	East Lansing, MI
3/1/76	L	88-93	Iowa City, IA
2/7/77	W	87-79	Iowa City, IA
2/19/77	L	79-81	East Lansing, MI
1/21/78	L	58-68	East Lansing, MI
2/9/78	L	70-71	Iowa City, IA
1/20/79	L	72-83#	East Lansing, MI
2/8/79	L	57-60	Iowa City, IA
1/19/80	L	67-75	East Lansing, MI
2/7/80	W	44-39#	Iowa City, IA
1/10/81	W	65-57	Iowa City, IA
3/5/81	L	70-71#	East Lansing, MI
1/28/82	W	57-56	East Lansing, MI
2/18/82	W	59-53	Iowa City, IA
1/5/83	L	59-61	Iowa City, IA
3/12/83	W	75-57	East Lansing, MI
1/4/84	L	72-73	East Lansing, MI
3/11/84	L	44-51	Iowa City, IA
1/17/85	W	79-65	East Lansing, MI
2/16/85	L	55-57	Iowa City, IA
1/16/86	W	82-71	Iowa City, IA
2/13/86	L	73-83	East Lansing, MI
1/29/87	W	89-75	East Lansing, MI
2/26/87	W	93-64	Iowa City, IA
2/6/88	W	101-72	Iowa City, IA
3/3/88	W	103-87	East Lansing, MI
1/5/89	W	93-82	East Lansing, MI
3/2/89	L	81-83	Iowa City, IA
1/13/90	L	80-87	East Lansing, MI
2/12/90	L	70-80	Iowa City, IA
1/5/91	W	79-66	Iowa City, IA
2/7/91	W	71-67	East Lansing, MI
2/6/92	W	77-63	Iowa City, IA
3/15/92	L	53-64	East Lansing, MI
1/28/93	W	96-90#	East Lansing, MI
2/27/93	W	66-64	Iowa City, IA
1/29/94	L	84-87	East Lansing, MI
3/2/94	L	72-80	Iowa City, IA
1/7/95	L	68-69	East Lansing, MI
3/8/95	W	79-78	Iowa City, IA
1/20/96	L	60-62	East Lansing, MI

2/21/96	W	83-47	Iowa City, IA
2/12/97	L	67-69	East Lansing, MI
1/21/98	L	57-78	Iowa City, IA
2/7/98	L	64-75	East Lansing, MI
1/21/99	L	65-80	East Lansing, MI
2/6/99	L	81-95	Iowa City, IA
1/8/00	L	53-75	Iowa City, IA
\$3/10/00	L	65-75	Chicago, IL
2/18/01	L	70-94	East Lansing, MI
1/22/02	W	75-71	Iowa City, IA
3/2/02	L	79-93	East Lansing, MI
1/11/03	W	68-64	Iowa City, IA
3/5/03	L	54-82	East Lansing, MI
2/4/04	L	72-89	East Lansing, MI
2/5/05	L	64-75	Iowa City, IA
\$3/11/05	W	71-69	Chicago, IL
1/21/06	L	55-85	East Lansing, MI
2/14/06	W	66-54	Iowa City, IA
\$3/11/06	W	53-48	Indianapolis, IN
1/4/07	W	62-60	Iowa City, IA
2/17/07	L	49-81	East Lansing, MI
1/12/08	W	43-36	Iowa City, IA
2/23/08	L	52-66	East Lansing, MI
1/29/09	L	56-71	Iowa City, IA
2/25/09	L	54-62	East Lansing, MI
1/9/10	L	53-71	Iowa City, IA
1/20/10	L	63-70	East Lansing, MI
2/2/11	W	72-52	Iowa City, IA
3/2/11	L	66-85	East Lansing, MI
\$3/10/11	L	61-66	Indianapolis, IN
1/10/12	L	61-95	East Lansing, MI
3/9/12	L	75-92	Indianapolis, IN
1/10/13	L	59-62	Iowa City, IA
\$3/15/13	L	56-59	Chicago, IL
1/28/14	L	69-71#	Iowa City, IA
3/6/14	L	76-86	East Lansing, MI
1/8/15	L	61-75	Iowa City, IA
12/29/15	W	83-70	Iowa City, IA
1/14/16	W	76-59	East Lansing, MI
2/11/17	L	66-77	East Lansing, MI
2/6/18	L	93-96	Iowa City, IA
12/3/18	L	68-90	East Lansing, MI
1/24/19	L	67-82	Iowa City, IA

Millikin (Iowa leads, 4-2)

1/1/21	L	22-24	Decatur, IL
12/2/33	W	47-27	Iowa City, IA
11/30/35	L	29-33	Iowa City, IA
12/21/36	W	37-30	Decatur, IL
12/8/39	W	43-26	Iowa City, IA
2/1/41	W	46-27	Iowa City, IA

Minnesota (Minnesota leads, 106-95)

3/1/02	L	10-47	Minneapolis, MN
1/13/05	L	17-48	Minneapolis, MN
1/8/08	L	12-31	Iowa City, IA
2/8/08	L	25-33	Minneapolis, MN
2/18/09	W	37-14	Iowa City, IA
2/27/09	L	18-23	Minneapolis, MN
1/20/10	L	9-20	Minneapolis, MN
2/3/10	L	18-22	Iowa City, IA
2/10/11	L	7-37	Minneapolis, MN
3/4/11	L	15-36	Iowa City, IA
1/22/12	L	17-36	Iowa City, IA
3/1/12	L	10-29	Minneapolis, MN
2/15/13	L	10-26	Iowa City, IA
3/7/13	W	12-9	Minneapolis, MN
1/19/14	W	16-14	Iowa City, IA
2/12/14	L	13-34	Minneapolis, MN
1/22/15	L	14-29	Minneapolis, MN
2/13/15	L	9-11	Iowa City, IA
1/21/16	L	11-26	Minneapolis, MN
2/23/16	L	13-21	Iowa City, IA
2/19/17	L	15-39	Iowa City, IA
3/2/17	L	19-31	Minneapolis, MN
1/19/18	L	18-33	Minneapolis, MN
2/4/18	W	25-21	Iowa City, IA
2/1/19	L	18-28	Iowa City, IA
2/8/19	L	22-36	Minneapolis, MN
1/9/20	L	19-21	Minneapolis, MN
2/20/20	W	30-5	Iowa City, IA
1/15/21	L	19-24	Minneapolis, MN
2/7/21	L	14-17	Iowa City, IA
1/14/22	L	16-24	Minneapolis, MN
2/20/22	W	29-21	Iowa City, IA
1/24/23	W	32-16	Minneapolis, MN
2/26/23	W	29-24	Iowa City, IA
1/5/25	W	27-19	Iowa City, IA

2/21/25	L	18-20	Minneapolis, MN
2/6/26	W	21-14	Iowa City, IA
3/13/26	W	17-15	Minneapolis, MN
1/7/28	L	32-33	Minneapolis, MN
2/6/28	W	30-27	Iowa City, IA
1/14/29	W	36-23	Iowa City, IA
2/18/29	L	22-37	Minneapolis, MN
1/10/31	L	22-26	Iowa City, IA
2/2/31	L	14-36	Minneapolis, MN
2/8/32	L	22-24	Minneapolis, MN
3/5/32	L	22-24#	Iowa City, IA
1/13/34	L	38-39	Minneapolis, MN
2/24/34	W	33-30	Iowa City, IA
1/14/35	W	39-33#	Minneapolis, MN
2/2/35	L	35-36	Iowa City, IA
2/15/37	L	37-43	Iowa City, IA
2/22/37	L	25-44	Minneapolis, MN
2/7/38	L	26-28	Minneapolis, MN
2/28/38	L	29-30	Iowa City, IA
1/9/39	L	29-36	Minneapolis, MN
3/6/39	L	43-54	Iowa City, IA
1/6/40	L	34-42	Iowa City, IA
2/17/40	L	29-34	Minneapolis, MN
1/13/41	W	41-34	Minneapolis, MN
3/3/41	W	46-39	Iowa City, IA
1/12/42	L	39-41	Iowa City, IA
1/9/43	L	45-46	Iowa City, IA
1/11/43	W	48-41	Iowa City, IA
1/7/44	W	37-34	Minneapolis, MN
1/8/44	W	37-29	Minneapolis, MN
1/6/45	W	41-34	Iowa City, IA
2/27/45	W	55-48	Minneapolis, MN
1/28/46	W	63-61#	Iowa City, IA
3/2/46	L	47-58	Minneapolis, MN
1/13/47	W	77-64	Iowa City, IA
2/17/47	L	55-59	Minneapolis, MN
1/19/48	L	56-72	Minneapolis, MN
2/28/48	W	54-50	Iowa City, IA
1/17/49	L	45-61	Iowa City, IA
2/12/49	L	49-54	Minneapolis, MN
2/20/50	W	64-62	Minneapolis, MN
3/6/50	L	49-64	Iowa City, IA
1/22/51	W	69-47	Minneapolis, MN
1/19/52	W	76-59	Iowa City, IA
1/17/53	L	58-65	Minneapolis, MN
3/2/53	W	81-79#	Iowa City, IA
1/16/54	L	55-59	Iowa City, IA
2/13/54	W	86-82#	Minneapolis, MN
1/8/55	L	80-81	Iowa City, IA
2/29/55	W	72-70	Minneapolis, MN
1/14/56	W	84-62	Iowa City, IA
2/25/56	W	83-73#	Minneapolis, MN
1/12/57	W	89-66	Iowa City, IA
2/25/57	L	81-102	Minneapolis, MN
1/25/58	W	73-71	Minneapolis, MN
2/7/59	W	69-65	Iowa City, IA
1/2/60	L	61-70	Minneapolis, MN
1/25/60	L	72-87	Iowa City, IA
1/7/61	W	71-46	Iowa City, IA
2/25/61	W	61-43	Minneapolis, MN
1/13/62	W	65-63	Iowa City, IA
1/12/63	L	58-83	Minneapolis, MN
2/8/64	L	71-76	Iowa City, IA
2/29/64	L	63-70	Minneapolis, MN
%12/30/64	W	76-74	Los Angeles, CA
3/2/65	L	70-78	Iowa City, IA
3/9/65	L	84-85#	Minneapolis, MN
2/15/66	W	96-87	Iowa City, IA
2/21/67	L	86-88	Minneapolis, MN
1/20/68	W	82-70	Iowa City, IA
3/4/68	W	91-72	Minneapolis, MN
1/17/69	W	89-68	Iowa City, IA
3/4/69	L	65-71	Minneapolis, MN
2/3/70	W	90-77	Iowa City, IA
2/16/71	L	76-88	Minneapolis, MN
1/29/72	L	50-61	Iowa City, IA
2/5/72	L	52-53	Minneapolis, MN
1/6/73	W	65-62#	Iowa City, IA
3/5/73	W	79-77	Minneapolis, MN
1/5/74	W	66-55	Iowa City, IA
3/9/74	W	60-50	Minneapolis, MN
1/25/75	W	53-44	Iowa City, IA
2/22/75	L	67-68	Minneapolis, MN
1/10/76	W	71-68	Iowa City, IA
2/7/76	W	65-58	Iowa City, IA
1/8/77	W	Forfeit	Iowa City, IA
2/12/77	W	Forfeit	Minneapolis, MN
2/2/78	L	71-82	Minneapolis, MN

ALL-TIME SERIES RESULTS

2/11/78	L	65-78	Iowa City, IA
1/27/79	W	81-64	Iowa City, IA
2/3/79	W	97-71	Minneapolis, MN
1/26/80	W	80-73	Iowa City, IA
2/2/80	W	73-63	Minneapolis, MN
1/24/81	L	48-60	Iowa City, IA
2/12/81	W	60-58#	Minneapolis, MN
1/14/82	L	56-61	Minneapolis, MN
2/27/82	L	55-57###	Iowa City, IA
1/20/83	W	68-52	Minneapolis, MN
2/27/83	L	69-71	Iowa City, IA
1/19/84	L	49-56	Iowa City, IA
2/25/84	W	62-50	Minneapolis, MN
1/12/85	L	57-65	Minneapolis, MN
2/6/85	W	70-65	Iowa City, IA
1/11/86	W	75-62	Iowa City, IA
2/9/86	L	60-65	Minneapolis, MN
1/10/87	W	78-57	Minneapolis, MN
2/7/87	W	78-47	Iowa City, IA
1/30/88	W	76-51	Iowa City, IA
2/20/88	W	107-86	Minneapolis, MN
1/14/89	L	78-80	Minneapolis, MN
2/18/89	W	99-61	Iowa City, IA
1/25/90	L	72-84	Minneapolis, MN
2/24/90	L	80-102	Iowa City, IA
1/12/91	L	77-79	Minneapolis, MN
2/14/91	W	82-69	Iowa City, IA
2/1/92	W	87-70	Iowa City, IA
2/25/92	W	79-64	Minneapolis, MN
1/13/93	W	84-77	Iowa City, IA
2/13/93	L	85-91	Minneapolis, MN
2/2/94	W	92-88	Iowa City, IA
3/5/94	L	96-107###	Minneapolis, MN
1/28/95	L	54-55	Iowa City, IA
2/15/95	W	74-70	Minneapolis, MN
1/6/96	W	92-63	Iowa City, IA
3/6/96	L	64-72	Minneapolis, MN
1/23/97	L	51-66	Minneapolis, MN
2/15/97	L	66-68	Iowa City, IA
1/18/98	W	82-69	Minneapolis, MN
2/12/98	L	71-73	Iowa City, IA
1/16/99	L	70-75	Minneapolis, MN
2/10/99	W	76-73	Iowa City, IA
1/12/00	L	82-85	Minneapolis, MN
2/27/00	W	71-59	Iowa City, IA
\$3/9/00	W	81-78	Chicago, IL
1/24/01	W	87-74	Minneapolis, MN
1/31/01	W	64-55	Iowa City, IA
2/9/02	L	78-86	Iowa City, IA
2/12/03	L	64-77	Minneapolis, MN
1/13/04	W	83-68	Minneapolis, MN
2/28/04	W	66-62	Iowa City, IA
1/15/05	W	66-60	Iowa City, IA
2/23/05	L	57-65	Minneapolis, MN
1/18/06	W	76-72###	Iowa City, IA
2/18/06	L	61-74	Minneapolis, MN
\$3/10/06	W	67-57	Indianapolis, IN
1/13/07	W	60-49	Iowa City, IA
2/7/07	W	91-78	Minneapolis, MN
2/9/08	L	50-63	Minneapolis, MN
1/8/09	L	49-52	Iowa City, IA
1/2/10	L	74-86	Iowa City, IA
3/7/10	L	53-88	Minneapolis, MN
1/16/11	L	59-69	Minneapolis, MN
2/13/11	L	45-62	Iowa City, IA
1/4/12	W	64-62	Minneapolis, MN
2/1/12	W	63-59	Iowa City, IA
2/3/13	L	59-62	Minneapolis, MN
2/17/13	W	72-51	Iowa City, IA
1/19/14	W	94-73	Iowa City, IA
2/25/14	L	89-95	Minneapolis, MN
1/13/15	W	77-75	Minneapolis, MN
2/12/15	L	59-64	Iowa City, IA
2/14/16	W	75-71	Iowa City, IA
2/8/17	L	89-101##	Minneapolis, MN
1/30/18	W	94-80	Iowa City, IA
2/21/18	L	82-86	Minneapolis, MN
1/27/19	L	87-92	Minneapolis, MN

Minnesota A.C. (Series tied, 1-1)

3/3/02	L	20-24	Minneapolis, MN
1/11/05	W	24-18	Minneapolis, MN

Minnesota-Duluth (Iowa leads, 1-0)

12/30/73	W	92-72	Iowa City, IA
----------	---	-------	---------------

Mississippi State (Iowa leads, 2-0)

%12/22/80	W	81-62	Dayton, OH
%12/5/92	W	69-54	Iowa City, IA

Mississippi Valley State (Iowa leads, 1-0)

12/1/92	W	100-69	Iowa City, IA
---------	---	--------	---------------

Missouri (Iowa leads, 10-7)

1/30/08	W	46-16	Iowa City, IA
2/16/10	W	20-6	Iowa City, IA
1/11/30	L	24-25	Iowa City, IA
2/2/51	W	63-53	Iowa City, IA
12/15/51	W	48-43	Columbia, MO
2/6/54	W	73-53	Iowa City, IA
12/11/54	L	94-97	Columbia, MO
*3/19/83	W	77-63	Louisville, KY
12/21/96	W	88-77	Iowa City, IA
1/24/98	L	79-80#	Columbia, MO
12/19/98	W	82-68	Iowa City, IA
12/18/99	L	61-72	Columbia, MO
12/16/00	W	99-94##	Iowa City, IA
%11/21/01	L	77-78	Kansas City, MO
12/15/01	W	83-65	Columbia, MO
1/4/03	L	82-88	Iowa City, IA
1/3/04	L	56-76	Columbia, MO

Missouri-St. Louis (Iowa leads, 1-0)

12/3/86	W	89-64	Iowa City, IA
---------	---	-------	---------------

Monmouth, IL (Iowa leads, 4-1)

3/10/30	L	23-29	Monmouth, IL
12/9/32	W	28-22	Iowa City, IA
12/9/38	W	37-34	Iowa City, IA
12/7/40	W	75-35	Iowa City, IA
12/18/43	W	54-29	Iowa City, IA

Monmouth, NJ (Iowa leads, 1-0)

12/30/89	W	55-46	Iowa City, IA
----------	---	-------	---------------

Montana State (Iowa leads, 2-0)

12/23/46	W	76-49	Iowa City, IA
%12/6/02	W	65-44	Iowa City, IA

Morehead State (Iowa leads, 3-0)

3/16/56	W	97-83	Iowa City, IA
11/28/84	W	89-46	Iowa City, IA
12/23/95	W	82-57	Iowa City, IA

Morgan State (Iowa leads, 1-0)

11/25/94	W	126-79	Iowa City, IA
----------	---	--------	---------------

Navy (Iowa leads, 2-0)

%12/3/82	W	76-65	Iowa City, IA
%12/4/87	W	91-61	Iowa City, IA

Nebraska (Iowa leads, 20-12)

1/21/07	L	17-27	Lincoln, NE
2/22/07	W	32-29	Iowa City, IA
3/7/08	W	39-26	Iowa City, IA
1/25/30	L	26-41	Lincoln, NE
12/19/31	W	34-29	Iowa City, IA
12/20/34	W	31-24	Lincoln, NE
12/30/41	L	34-41	Iowa City, IA
12/19/42	L	43-52	Iowa City, IA
12/10/43	W	50-33	Iowa City, IA
12/16/44	W	61-45	Lincoln, NE
12/17/45	W	61-35	Iowa City, IA
12/12/53	L	70-81	Lincoln, NE
12/6/54	W	84-61	Lincoln, NE
12/3/55	W	60-51	Iowa City, IA
12/3/56	L	43-67	Lincoln, NE
12/5/70	L	82-56	Lincoln, NE
12/21/71	W	86-77	Iowa City, IA
12/2/75	W	72-65	Iowa City, IA
11/27/76	W	71-57	Lincoln, NE
1/26/12	L	73-79	Iowa City, IA
2/29/12	W	62-53	Lincoln, NE
2/23/13	L	60-64	Lincoln, NE
3/9/13	W	74-60	Iowa City, IA
12/31/13	W	67-57	Iowa City, IA
1/5/15	W	70-59	Iowa City, IA
2/22/15	W	74-46	Lincoln, NE
1/5/16	W	77-66	Iowa City, IA
1/5/17	L	90-93##	Lincoln, NE
2/5/17	W	81-70	Iowa City, IA
1/27/18	L	84-98	Lincoln, NE
1/6/19	W	93-84	Iowa City, IA
3/10/19	L	91-93#	Lincoln, NE

Omaha (Iowa leads, 2-1)

11/30/81	W	71-58	Iowa City, IA
11/10/13	W	83-75	Iowa City, IA
12/3/16	L	89-98	Iowa City, IA

Nevada-Las Vegas (UNLV leads, 3-1)

%12/21/77	L	84-85	Las Vegas, NV
*3/22/87	L	81-84	Seattle, WA
*3/20/88	W	104-86	Los Angeles, CA
12/23/89	L	80-97	Las Vegas, NV

Nevada (Iowa leads, 3-0)

12/21/61	W	88-46	Iowa City, IA
12/13/71	W	87-85	Iowa City, IA
12/9/80	W	112-71	Iowa City, IA

New Mexico (New Mexico leads, 1-0)

%12/29/77	L	83-96	Albuquerque, NM
-----------	---	-------	-----------------

New York University (Iowa leads, 1-0)

%12/28/59	W	80-75	New York, NY
-----------	---	-------	--------------

North Carolina (Iowa leads, 3-1)

1/7/89	W	98-97	Chapel Hill, NC
12/9/90	W	87-74	Iowa City, IA
%11/24/04	L	92-106	Maui, HI
12/3/14	W	60-55	Chapel Hill, NC

North Carolina A&T (Iowa leads, 1-0)

11/14/11	W	95-79	Iowa City, IA
----------	---	-------	---------------

North Carolina-Asheville (Iowa leads, 1-0)

11/23/03	W	107-80	Iowa City, IA
----------	---	--------	---------------

North Carolina-Charlotte (Iowa leads, 1-0)

1/27/73	W	72-49	Iowa City, IA
---------	---	-------	---------------

North Carolina Central (Iowa leads, 1-0)

11/28/09	W	73-63	Iowa City, IA
----------	---	-------	---------------

North Carolina-Greensboro (Iowa leads, 1-0)

%12/4/04	W	83-58	Iowa City, IA
----------	---	-------	---------------

North Carolina-Wilmington (Iowa leads, 1-0)

11/8/13	W	82-39	Iowa City, IA
---------	---	-------	---------------

North Carolina State (Series tied, 3-3)

%12/27/56	L	70-84	Chapel Hill, NC
*3/8/80	W	77-64	Greensboro, NC
*3/14/86	L	64-66	Minneapolis, MN
%11/29/86	W	90-89	Anchorage, AK
*3/19/89	L	96-102##	Providence, RI
11/30/05	W	45-42	Iowa City, IA

North Dakota (Iowa leads, 8-0)

12/8/23	W	22-11	Iowa City, IA
2/3/37	W	35-30	Iowa City, IA
1/6/41	W	43-23	Grand Forks, ND
12/13/47	W	58-47	Iowa City, IA
12/7/59	W	79-43	Iowa City, IA
12/21/64	W	106-65	Iowa City, IA
12/19/69	W	91-59	Iowa City, IA
12/20/16	W	84-73	Iowa City, IA

North Dakota State (Series tied, 1-1)

1/3/33	L	17-21	Iowa City, IA
11/17/14	W	87-56	Iowa City, IA

North Florida (Iowa leads, 1-0)

12/22/14	W	80-70	Iowa City, IA
----------	---	-------	---------------

North Texas (Iowa leads, 1-0)

11/16/97	W	112-64	Iowa City, IA
----------	---	--------	---------------

Northeastern (Iowa leads, 1-0)

%11/30/86	W	103-80	Anchorage, AK
-----------	---	--------	---------------

Northern Colorado (Iowa leads, 1-0)

11/14/07	W	59-47	Iowa City, IA
----------	---	-------	---------------

Northern Illinois (Iowa leads, 7-0)

12/1/73	W	85-83	Iowa City, IA
12/1/79	W	86-43	Iowa City, IA
11/29/80	W	61-47	DeKalb, IL
11/28/81	W	84-66	Iowa City, IA
%12/6/03	W	65-57	Iowa City, IA
11/17/11	W	88-55	Iowa City, IA
11/26/14	W	70-49	Iowa City, IA



Northern Iowa (Iowa leads, 36-10)

1/13/06	W	51-9	Iowa City, IA
2/16/06	W	70-25	Cedar Falls, IA
12/13/06	W	73-16	Iowa City, IA
1/13/09	W	42-12	Iowa City, IA
2/19/09	W	49-9	Cedar Falls, IA
1/22/10	W	34-11	Cedar Falls, IA
2/14/11	W	43-17	Cedar Falls, IA
1/27/12	W	28-8	Iowa City, IA
2/29/12	W	21-16	Cedar Falls, IA
1/11/13	W	24-20	Iowa City, IA
3/6/13	L	15-21	Cedar Falls, IA
1/7/14	W	21-20	Iowa City, IA
2/11/14	W	27-14	Cedar Falls, IA
1/9/15	W	44-16	Iowa City, IA
12/15/16	W	33-15	Iowa City, IA
12/30/80	W	78-46	Iowa City, IA
12/30/81	W	86-52	Iowa City, IA
12/12/82	W	84-53	Iowa City, IA
12/6/88	W	95-76	Iowa City, IA
1/3/90	L	74-77	Cedar Falls, IA
12/4/90	W	72-68	Iowa City, IA
12/10/91	W	108-85	Cedar Falls, IA
12/8/92	W	64-44	Iowa City, IA
12/7/93	W	81-76	Cedar Falls, IA
12/7/94	W	80-48	Iowa City, IA
12/5/95	W	78-73	Cedar Falls, IA
12/10/96	W	72-63	Iowa City, IA
12/9/97	L	78-84	Cedar Falls, IA
11/19/98	W	83-67	Iowa City, IA
12/7/99	W	67-59	Cedar Falls, IA
12/5/00	W	74-42	Iowa City, IA
12/4/01	L	76-78	Cedar Falls, IA
12/10/02	W	63-54	Iowa City, IA
12/9/03	L	66-77	Cedar Falls, IA
12/7/04	W	76-73	Iowa City, IA
12/6/05	L	63-67#	Cedar Falls, IA
12/5/06	L	55-57	Iowa City, IA
12/5/07	W	62-55	Cedar Falls, IA
12/5/08	W	65-46	Iowa City, IA
12/8/09	L	50-67	Cedar Falls, IA
12/7/10	W	51-39	Iowa City, IA
12/6/11	L	60-80	Cedar Falls, IA
12/15/12	W	80-73	Des Moines, IA
12/20/14	L	44-56	Des Moines, IA
12/17/16	W	69-46	Des Moines, IA
12/15/18	W	77-54	Des Moines, IA

Northern Michigan (Iowa leads, 1-0)

12/4/68	W	99-69	Iowa City, IA
---------	---	-------	---------------

Northwestern (Iowa leads, 118-60)

3/11/05	L	23-24	Evanston, IL
2/19/10	W	18-11	Evanston, IL
3/5/10	W	35-6	Iowa City, IA
1/27/11	W	17-10	Iowa City, IA
2/18/11	W	27-18	Evanston, IL
1/16/13	L	12-29	Evanston, IL
3/1/13	L	11-19	Iowa City, IA
2/21/14	L	23-35	Iowa City, IA
3/7/14	L	23-41	Evanston, IL
1/13/15	L	15-26	Evanston, IL
3/6/15	L	16-25	Iowa City, IA
1/24/17	L	15-24	Evanston, IL
3/10/17	L	15-28	Iowa City, IA
1/18/19	W	29-28	Evanston, IL
3/8/19	W	28-12	Iowa City, IA
1/17/20	W	25-13	Evanston, IL
2/27/20	W	27-23	Iowa City, IA
3/14/21	W	33-17	Iowa City, IA
3/28/21	W	20-14	Evanston, IL
1/27/23	W	29-12	Iowa City, IA
2/10/23	W	28-11	Evanston, IL
2/7/25	W	35-20	Evanston, IL
3/7/25	W	26-15	Iowa City, IA
1/25/26	L	21-27	Evanston, IL
2/20/26	W	12-11	Iowa City, IA
1/9/28	L	33-37	Iowa City, IA
2/13/28	L	28-49	Evanston, IL
1/17/29	L	27-28	Evanston, IL
3/2/29	L	33-38	Iowa City, IA
2/21/31	L	30-40	Iowa City, IA
3/2/31	L	16-41	Evanston, IL
1/11/32	L	26-32	Iowa City, IA
2/13/32	W	30-25	Evanston, IL
1/6/34	W	41-28	Iowa City, IA
2/12/34	L	29-35	Evanston, IL
1/12/35	W	38-35	Evanston, IL

3/4/35	W	35-33	Iowa City, IA
1/9/37	W	33-26	Evanston, IL
2/8/37	W	39-29	Iowa City, IA
1/10/38	L	28-36	Iowa City, IA
2/21/38	W	26-25	Evanston, IL
2/4/39	L	25-27	Evanston, IL
2/27/39	W	41-26	Iowa City, IA
2/24/40	L	29-39	Evanston, IL
3/4/40	L	34-43	Iowa City, IA
1/20/41	W	52-41	Iowa City, IA
3/1/41	L	36-45	Evanston, IL
2/14/42	W	46-44	Evanston, IL
2/13/43	L	33-52	Evanston, IL
2/15/43	L	50-52	Evanston, IL
3/3/44	W	45-39	Iowa City, IA
3/4/44	L	41-42	Iowa City, IA
1/25/47	L	40-59	Evanston, IL
2/2/48	W	57-54#	Iowa City, IA
1/22/49	L	44-65	Evanston, IL
1/21/50	W	61-56	Iowa City, IA
1/13/51	L	70-73	Evanston, IL
2/5/51	W	73-55	Iowa City, IA
1/14/52	W	78-64	Iowa City, IA
3/1/52	W	77-68	Evanston, IL
1/19/53	W	69-68	Iowa City, IA
2/28/53	W	93-78	Evanston, IL
1/25/54	W	65-52	Iowa City, IA
1/22/55	L	73-93	Evanston, IL
2/11/56	W	70-65	Evanston, IL
2/27/56	W	86-68	Iowa City, IA
1/21/57	L	63-70	Evanston, IL
2/23/57	W	74-66	Iowa City, IA
1/13/58	L	80-82#	Iowa City, IA
2/24/58	W	86-78	Evanston, IL
1/3/59	L	77-80	Evanston, IL
1/24/59	L	96-99#	Iowa City, IA
1/9/60	W	73-59	Iowa City, IA
3/11/61	W	63-62	Evanston, IL
1/8/62	W	74-69	Iowa City, IA
1/20/62	W	72-60	Evanston, IL
2/9/63	W	66-55##	Evanston, IL
3/2/63	L	66-76	Iowa City, IA
2/24/64	L	76-98	Evanston, IL
2/6/65	W	78-72	Iowa City, IA
1/10/66	W	70-58	Iowa City, IA
2/12/66	L	73-81	Evanston, IL
1/21/67	L	88-90	Evanston, IL
2/14/67	W	80-75	Iowa City, IA
1/6/68	L	67-76	Evanston, IL
2/11/69	W	84-80#	Iowa City, IA
2/24/70	W	116-97	Iowa City, IA
3/7/70	W	115-101	Evanston, IL
1/30/71	W	87-85	Evanston, IL
3/2/71	W	78-64	Iowa City, IA
1/11/72	W	76-67	Iowa City, IA
2/19/73	W	94-83#	Evanston, IL
1/12/74	L	67-87	Evanston, IL
3/2/74	W	85-76	Iowa City, IA
1/2/75	W	75-73	Evanston, IL
3/3/75	W	65-58##	Iowa City, IA
1/19/76	L	92-99#	Evanston, IL
2/16/76	W	81-68	Iowa City, IA
1/22/77	W	76-74	Iowa City, IA
3/3/77	W	78-60	Evanston, IL
1/19/78	L	59-62	Evanston, IL
2/16/78	W	76-74	Iowa City, IA
1/4/79	W	65-57	Evanston, IL
3/3/79	W	95-64	Iowa City, IA
1/24/80	W	60-58	Iowa City, IA
2/16/80	W	76-65	Evanston, IL
2/5/81	W	76-65	Evanston, IL
2/14/81	W	82-64	Iowa City, IA
1/21/82	W	49-48	Evanston, IL
2/11/82	W	62-49	Iowa City, IA
1/13/83	W	66-57	Evanston, IL
3/3/83	W	63-50	Iowa City, IA
1/12/84	W	42-39	Iowa City, IA
3/1/84	W	57-48	Evanston, IL
1/24/85	W	66-47	Iowa City, IA
2/23/85	L	58-78	Evanston, IL
1/23/86	W	76-43	Evanston, IL
2/22/86	W	76-45	Iowa City, IA
1/3/87	W	80-44	Iowa City, IA
3/5/87	W	103-76	Evanston, IL
1/16/88	W	92-68	Iowa City, IA
2/24/88	W	91-74	Evanston, IL
2/2/89	W	102-84	Iowa City, IA
2/22/89	W	89-84	Evanston, IL

2/3/90	W	98-80	Iowa City, IA
2/22/90	L	66-72	Evanston, IL
2/2/91	W	82-66	Iowa City, IA
3/7/91	W	79-76	Evanston, IL
1/22/92	W	78-71	Evanston, IL
3/11/92	W	69-66	Iowa City, IA
2/20/93	W	75-63	Evanston, IL
3/8/93	W	56-50	Iowa City, IA
1/26/94	W	86-76	Evanston, IL
2/26/94	L	74-80	Iowa City, IA
2/9/95	W	116-77	Iowa City, IA
2/7/96	W	88-77	Evanston, IL
1/2/97	W	72-55	Iowa City, IA
3/8/97	W	75-59	Evanston, IL
1/3/98	W	91-57	Iowa City, IA
2/25/98	W	75-55	Evanston, IL
1/3/99	W	52-48	Evanston, IL
2/23/99	W	65-48	Iowa City, IA
1/5/00	W	58-52	Iowa City, IA
2/10/01	L	61-69	Evanston, IL
3/8/01	W	72-55	Chicago, IL
1/9/02	W	70-60	Iowa City, IA
1/19/02	L	50-63	Evanston, IL
1/8/03	W	68-63	Evanston, IL
3/8/03	W	77-61	Iowa City, IA
1/10/04	L	68-77	Iowa City, IA
3/3/04	L	49-51	Evanston, IL
1/26/05	L	74-75#	Evanston, IL
2/12/05	W	64-54	Iowa City, IA
2/8/06	L	48-51	Evanston, IL
2/15/07	W	66-58	Iowa City, IA
2/19/08	W	53-51	Iowa City, IA
3/4/08	W	67-62	Evanston, IL
2/7/09	W	56-51	Iowa City, IA
2/28/09	L	49-55	Evanston, IL
2/10/10	W	78-65	Iowa City, IA
2/25/10	L	57-74	Evanston, IL
1/12/11	L	71-90	Iowa City, IA
2/17/11	L	70-73	Evanston, IL
2/9/12	L	64-83	Evanston, IL
3/3/12	L	66-70	Iowa City, IA
1/13/13	W	70-50	Evanston, IL
2/9/13	W	71-57	Iowa City, IA
3/14/13	W	73-59	Chicago, IL
1/9/14	W	93-67	Iowa City, IA
1/25/14	W	76-50	Evanston, IL
3/13/14	L	62-67	Indianapolis, IN
2/15/15	L	61-66#	Evanston, IL
3/7/15	W	69-52	Iowa City, IA
1/31/16	W	85-71	Iowa City, IA
1/15/17	L	54-89	Evanston, IL
2/25/18	W	77-70	Iowa City, IA
1/9/19	W	73-63	Evanston, IL
2/10/19	W	80-79	Iowa City, IA

Northwestern State (NSU leads, 1-0)

*3/17/06	L	63-64	Auburn Hills, MI
----------	---	-------	------------------

Notre Dame (Notre Dame leads, 10-6)

1/3/23	L	23-24	Iowa City, IA
12/18/25	L	16-17	South Bend, IN
12/20/26	L	18-19	Iowa City, IA
12/12/27	L	20-23	Iowa City, IA
12/23/29	L	19-32	South Bend, IN
3/14/31	W	23-17	Iowa City, IA
2/1/32	L	18-33	South Bend, IN
2/26/44	L	42-66	South Bend, IN
12/23/44	W	63-46	Iowa City, IA
12/19/49	W	64-62	South Bend, IN
12/18/50	W	63-60	Iowa City, IA
*3/14/70	W	121-106	Columbus, OH
8/11/17/90	L	68-77	South Bend, IN
12/3/13	W	98-93	Iowa City, IA
%11/27/15	L	62-68	Orlando, FL
11/29/16	L	78-92	South Bend, IN

Oakland University (Iowa leads, 1-0)

%11/23/09	W	66-57	Iowa City, IA
-----------	---	-------	---------------

Ohio State (Ohio State leads, 81-80)

2/8/15	L	16-17	Iowa City, IA
2/22/15	L	15-27	Columbus, OH
2/18/22	W	31-27	Iowa City, IA
3/6/22	W	34-18	Columbus, OH
1/20/23	W	46-21	Iowa City, IA
2/12/23	W	36-25	Columbus, OH
1/21/24	L	28-43	Columbus, OH
2/9/24	L	24-26	Iowa City, IA

ALL-TIME SERIES RESULTS

1/23/26	L	21-35	Columbus, OH	2/28/85	W	87-82	Iowa City, IA	Oral Roberts (Iowa leads, 1-0)			
3/3/26	W	18-17	Iowa City, IA	2/1/86	W	86-75	Iowa City, IA	%12/3/87	W	126-94	Oklahoma City, OK
2/5/27	W	39-25	Iowa City, IA	2/26/86	L	74-81	Columbus, OH	Oregon (Iowa leads, 6-1)			
3/5/27	L	28-30	Columbus, OH	1/24/87	L	76-80	Iowa City, IA	12/28/49	W	81-54	Iowa City, IA
1/5/29	W	34-26	Iowa City, IA	2/18/87	W	82-80	Columbus, OH	12/30/49	W	70-69#	Eugene, OR
2/25/29	L	23-42	Columbus, OH	1/14/88	L	83-87	Columbus, OH	12/28/51	W	86-72	Eugene, OR
1/9/32	L	17-20	Columbus, OH	2/10/88	W	92-75	Iowa City, IA	12/26/52	W	86-57	Eugene, OR
1/16/32	L	23-40	Iowa City, IA	1/19/89	L	91-102	Columbus, OH	%12/27/62	W	62-48	Pullman, WA
2/20/33	L	23-38	Columbus, OH	2/13/89	W	83-73	Iowa City, IA	&3/18/12	L	97-108	Eugene, OR
2/25/33	W	37-29	Iowa City, IA	1/6/90	L	73-79	Iowa City, IA	%11/15/18	W	77-69	New York, NY
1/5/35	W	32-21	Iowa City, IA	2/8/90	L	80-98	Columbus, OH	Oregon State (Oregon State leads, 5-2)			
2/9/35	L	24-42	Columbus, OH	1/3/91	L	59-63	Columbus, OH	12/21/57	W	77-67#	Iowa City, IA
1/13/36	W	25-23	Iowa City, IA	3/10/91	W	80-69	Iowa City, IA	%12/29/58	L	71-72	Pullman, WA
1/20/36	L	26-34	Columbus, OH	1/19/92	L	81-85	Columbus, OH	%12/22/62	L	55-61	Lexington, KY
1/15/38	L	29-48	Columbus, OH	2/18/92	W	92-86	Iowa City, IA	%12/29/62	L	57-64	Pullman, WA
2/5/38	L	43-51	Iowa City, IA	1/9/93	L	81-92	Columbus, OH	%12/27/74	L	60-97	Pullman, WA
2/18/39	L	40-53	Columbus, OH	2/16/93	W	68-54	Iowa City, IA	%12/3/83	W	56-45	Iowa City, IA
2/12/40	W	43-33	Iowa City, IA	1/4/94	L	68-72	Columbus, OH	12/10/83	L	48-53	Corvallis, OR
2/8/41	L	44-49	Columbus, OH	3/12/94	W	83-74	Iowa City, IA	Ottumwa (Ottumwa leads, 1-0)			
1/17/42	L	52-54	Columbus, OH	1/25/95	W	81-66	Columbus, OH	12/30/13	L	17-41	Ottumwa, IA
2/9/42	W	52-44	Iowa City, IA	2/18/95	W	85-66	Iowa City, IA	Penn State (Iowa leads, 30-17)			
2/27/43	W	43-41	Iowa City, IA	1/10/96	W	81-53	Iowa City, IA	*3/11/55	W	82-53	Evanston, IL
3/1/43	L	46-53	Iowa City, IA	3/2/96	W	73-64	Columbus, OH	%12/26/62	W	67-48	Philadelphia, PA
2/11/44	L	49-63	Columbus, OH	1/15/97	W	76-62	Iowa City, IA	2/22/93	W	74-58	State College, PA
2/12/44	L	42-56	Columbus, OH	2/22/97	W	69-56	Columbus, OH	2/24/93	W	58-38	Iowa City, IA
1/11/47	W	61-35	Iowa City, IA	1/14/98	W	61-46	Columbus, OH	1/22/94	W	81-70	Iowa City, IA
1/5/48	W	49-41	Columbus, OH	2/14/98	W	82-70	Iowa City, IA	2/23/94	L	80-89	State College, PA
1/15/49	W	53-49	Iowa City, IA	1/12/99	W	71-68	Columbus, OH	2/4/95	L	64-74	State College, PA
1/23/50	L	54-68	Columbus, OH	2/13/99	L	69-73	Iowa City, IA	&3/23/95	L	64-67	Iowa City, IA
2/10/51	W	83-71	Iowa City, IA	2/9/00	W	67-64	Columbus, OH	2/3/96	L	87-95#	Iowa City, IA
2/18/52	W	75-62	Columbus, OH	2/7/01	L	68-69	Iowa City, IA	1/4/97	W	69-57	State College, PA
2/16/53	W	71-68	Columbus, OH	\$3/9/01	W	75-66	Chicago, IL	3/5/97	W	81-55	Iowa City, IA
2/23/53	W	90-75	Iowa City, IA	1/5/02	L	62-72	Columbus, OH	1/28/98	L	65-67	State College, PA
2/15/54	L	69-77	Columbus, OH	2/16/02	L	66-72	Iowa City, IA	1/27/99	W	84-74	Iowa City, IA
3/1/54	W	84-71	Iowa City, IA	\$3/10/02	L	64-81	Indianapolis, IN	1/15/00	L	61-73	State College, PA
1/24/55	W	79-66	Columbus, OH	1/25/03	L	72-83	Iowa City, IA	3/4/00	W	86-83	Iowa City, IA
2/14/55	W	79-68	Iowa City, IA	2/25/03	W	71-64	Columbus, OH	1/6/01	W	86-85	State College, PA
1/9/56	W	88-73	Columbus, OH	\$3/13/03	L	64-66	Chicago, IL	3/1/01	L	73-78	Iowa City, IA
1/5/57	L	60-72	Iowa City, IA	1/24/04	W	79-65	Iowa City, IA	\$3/10/01	W	94-74	Chicago, IL
1/20/58	L	64-70	Columbus, OH	2/18/04	W	78-67	Columbus, OH	2/2/02	W	81-64	Iowa City, IA
2/1/58	W	66-64	Iowa City, IA	1/8/05	L	69-81	Columbus, OH	2/13/02	L	65-71	State College, PA
1/26/59	L	72-86	Columbus, OH	3/2/05	W	74-72	Iowa City, IA	2/5/03	W	75-55	State College, PA
2/21/59	W	91-79	Iowa City, IA	1/28/06	W	67-62	Iowa City, IA	2/15/03	W	84-71	Iowa City, IA
2/13/60	L	47-75	Columbus, OH	\$3/12/06	W	67-60	Indianapolis, IN	1/31/04	W	77-58	Iowa City, IA
2/18/61	L	61-62	Iowa City, IA	1/20/07	L	63-82	Columbus, OH	2/26/05	W	78-56	State College, PA
2/5/62	L	63-89	Columbus, OH	1/9/08	L	48-79	Columbus, OH	1/14/06	W	80-76	State College, PA
2/26/62	L	62-72	Iowa City, IA	2/2/08	W	53-48	Iowa City, IA	3/1/06	W	65-38	Iowa City, IA
1/19/63	W	81-74	Iowa City, IA	12/31/08	L	65-68	Columbus, OH	1/24/07	W	79-63	Iowa City, IA
2/23/63	L	70-83	Columbus, OH	3/3/09	L	58-60	Iowa City, IA	2/28/07	L	72-74	State College, PA
2/17/64	L	82-99	Iowa City, IA	1/27/10	L	57-65	Columbus, OH	1/26/08	W	64-49	Iowa City, IA
2/13/65	W	82-81	Columbus, OH	2/7/10	L	58-68	Columbus, OH	2/27/08	L	64-65	State College, PA
1/24/66	W	98-89	Iowa City, IA	1/4/11	L	68-73	Iowa City, IA	1/24/09	L	59-63	State College, PA
2/9/66	W	86-80	Columbus, OH	1/19/11	L	48-70	Columbus, OH	3/7/09	W	75-67##	Iowa City, IA
2/11/67	W	73-72	Columbus, OH	1/7/12	L	47-76	Iowa City, IA	1/16/10	W	67-64	Iowa City, IA
3/4/67	W	90-56	Iowa City, IA	1/22/13	L	63-72	Columbus, OH	1/26/11	L	51-65	State College, PA
1/13/68	W	74-72#	Iowa City, IA	1/12/14	W	84-74	Columbus, OH	2/4/12	W	77-64	Iowa City, IA
@3/12/68	L	81-85	West Lafayette, IN	2/4/14	L	69-76	Iowa City, IA	2/16/12	L	64-69	State College, PA
2/22/69	L	81-88	Columbus, OH	12/31/14	W	71-65	Columbus, OH	1/31/13	W	76-67	Iowa City, IA
2/21/70	W	97-89	Columbus, OH	1/17/15	W	76-67	Iowa City, IA	2/14/13	W	74-72	State College, PA
3/3/70	W	113-92	Iowa City, IA	2/28/16	L	64-68	Columbus, OH	2/15/14	W	82-70	State College, PA
1/9/71	L	76-96	Iowa City, IA	1/28/17	W	85-72	Iowa City, IA	2/28/15	W	81-77#	State College, PA
2/23/71	L	71-80	Columbus, OH	1/4/18	L	81-92	Iowa City, IA	\$3/12/15	L	58-67	Chicago, IL
2/17/72	L	77-82	Columbus, OH	2/10/18	L	64-82	Columbus, OH	2/3/16	W	73-49	Iowa City, IA
2/8/72	W	80-67	Iowa City, IA	1/12/19	W	72-62	Iowa City, IA	2/17/16	L	75-79	State College, PA
1/2/73	L	72-75	Columbus, OH	2/26/19	L	70-90	Columbus, OH	3/5/17	W	90-79	Iowa City, IA
2/12/73	L	80-86	Iowa City, IA	Ohio University (Iowa leads, 5-1)				12/2/17	L	73-77	Iowa City, IA
2/16/74	W	69-67	Iowa City, IA	12/15/62	L	54-62	Iowa City, IA	2/3/18	L	58-82	State College, PA
1/13/75	L	77-94	Columbus, OH	%12/1/89	W	75-49	Iowa City, IA	1/16/19	W	89-82	State College, PA
2/10/75	L	69-75	Iowa City, IA	&12/3/94	W	91-75	Iowa City, IA	Pennsylvania (Iowa leads, 3-1)			
1/24/76	W	78-67	Iowa City, IA	&3/21/95	W	66-62	Iowa City, IA	12/17/55	L	75-87	Philadelphia, PA
2/21/76	W	69-66	Columbus, OH	%11/22/95	W	78-51	Iowa City, IA	%12/28/61	W	72-64	Philadelphia, PA
1/27/77	W	84-66	Iowa City, IA	%12/4/99	W	86-66	Anchorage, AK	%12/29/79	W	87-84	San Diego, CA
2/14/77	W	74-70#	Columbus, OH				Iowa City, IA	11/22/13	W	86-55	Iowa City, IA
1/7/78	W	87-75	Columbus, OH	Oklahoma (Iowa leads, 3-2)				Pepperdine (Iowa leads, 3-0)			
3/2/78	W	87-70	Iowa City, IA	12/20/51	W	59-46	Iowa City, IA	12/2/65	W	111-50	Iowa City, IA
1/11/79	L	67-72	Iowa City, IA	12/6/52	L	62-63	Norman, OK	%12/2/94	W	99-63	Iowa City, IA
2/24/79	W	83-68	Columbus, OH	12/8/58	L	57-80	Norman, OK	11/24/14	W	72-61	Iowa City, IA
1/10/80	L	71-77	Iowa City, IA	12/19/59	W	62-49	Iowa City, IA				
2/23/80	L	69-70	Columbus, OH	*3/20/87	W	93-91	Seattle, WA				
1/8/81	L	56-58	Iowa City, IA	Oklahoma State (Iowa leads, 1-0)							
3/7/81	L	70-78	Columbus, OH	1/3/30	W	26-21	Iowa City, IA				
1/30/82	W	76-66	Iowa City, IA	Omaha (Iowa leads, 1-0)							
2/6/82	W	69-65#	Columbus, OH	12/1/48	W	64-44	Iowa City, IA				
1/27/83	L	83-89##	Iowa City, IA								
2/19/83	L	69-85	Columbus, OH								
1/26/84	L	54-65	Columbus, OH								
2/18/84	W	74-60	Iowa City, IA								
2/2/85	W	67-58	Columbus, OH								



Pittsburgh (Pittsburgh leads, 5-3)

12/19/27	L	40-44#	Iowa City, IA
12/16/28	L	39-45	Pittsburgh, PA
12/16/29	L	21-29	Iowa City, IA
12/15/34	L	26-38	Iowa City, IA
12/14/35	L	22-32	Iowa City, IA
12/30/50	W	73-66	Pittsburgh, PA
%12/30/76	W	103-80	Albuquerque, NM
11/27/18	W	69-68	Iowa City, IA

Portland (Iowa leads, 1-0)

%12/28/87	W	84-65	Long Beach, CA
-----------	---	-------	----------------

Prairie View A&M (Iowa leads, 1-0)

12/5/09	W	80-51	Iowa City, IA
---------	---	-------	---------------

Princeton (Iowa leads, 2-0)

1/3/48	W	52-40	Iowa City, IA
12/18/54	W	71-52	Princeton, NJ

Providence (Providence leads, 1-0)

12/19/65	L	70-71	Iowa City, IA
----------	---	-------	---------------

Puerto Rico-Mayaguez (Iowa leads, 1-0)

%12/21/97	W	96-37	San Juan, P. Rico
-----------	---	-------	-------------------

Purdue (Purdue leads, 90-76)

1/30/08	L	11-17	West Lafayette, IN
1/20/17	L	17-19##	West Lafayette, IN
1/28/18	W	33-19	Iowa City, IA
3/9/18	L	22-46	West Lafayette, IN
1/25/19	L	19-32	West Lafayette, IN
2/14/20	L	19-25	West Lafayette, IN
2/20/20	L	26-42	Iowa City, IA
2/19/21	W	20-15	Iowa City, IA
3/5/21	L	19-21	West Lafayette, IN
1/21/22	L	22-36	Iowa City, IA
1/28/22	L	26-27	West Lafayette, IN
1/12/24	W	36-26	Iowa City, IA
3/3/24	W	40-31	West Lafayette, IN
1/9/25	W	35-19	Iowa City, IA
2/14/25	L	23-35	West Lafayette, IN
1/10/27	W	39-25	West Lafayette, IN
2/19/27	W	33-28	Iowa City, IA
1/21/28	L	28-46	Iowa City, IA
3/5/28	L	20-44	West Lafayette, IN
1/12/31	W	25-23	Iowa City, IA
3/7/31	L	19-39	West Lafayette, IN
1/14/33	W	35-33	West Lafayette, IN
2/11/33	W	34-30	Iowa City, IA
2/10/34	W	38-36	West Lafayette, IN
2/17/34	L	33-45	Iowa City, IA
2/8/36	L	38-39	Iowa City, IA
2/29/36	L	38-54	West Lafayette, IN
1/11/37	L	31-35	Iowa City, IA
2/13/37	L	29-54	West Lafayette, IN
1/14/39	W	49-41	Iowa City, IA
2/26/40	L	29-50	West Lafayette, IN
2/24/41	L	49-52##	Iowa City, IA
2/7/42	L	44-45	West Lafayette, IN
2/28/42	W	42-36	Iowa City, IA
2/20/43	L	35-49	West Lafayette, IN
2/18/44	W	46-43	Iowa City, IA
1/13/45	W	61-34	Iowa City, IA
2/12/45	W	48-43	West Lafayette, IN
1/19/46	W	49-43	West Lafayette, IN
2/9/46	W	43-41	Iowa City, IA
1/20/47	L	46-52	West Lafayette, IN
3/1/47	W	51-48	Iowa City, IA
1/10/48	W	60-49	Iowa City, IA
2/7/48	W	41-33	West Lafayette, IN
1/8/49	L	53-73	Iowa City, IA
2/7/49	L	46-54	West Lafayette, IN
1/16/50	L	55-64	West Lafayette, IN
2/4/50	W	66-60	Iowa City, IA
1/6/51	W	73-63	Iowa City, IA
2/16/52	W	90-67	West Lafayette, IN
1/24/53	L	58-69	West Lafayette, IN
3/7/53	W	65-56	Iowa City, IA
1/23/54	W	70-62	West Lafayette, IN
2/5/55	W	76-67	Iowa City, IA
1/23/56	W	67-63	West Lafayette, IN
2/13/56	W	88-75	Iowa City, IA
2/9/57	W	74-67	Iowa City, IA
3/4/57	L	63-72	West Lafayette, IN
3/3/58	L	59-65	West Lafayette, IN
2/23/59	W	66-62	Iowa City, IA

1/16/60	W	63-54	Iowa City, IA
2/22/60	W	78-68	West Lafayette, IN
1/21/61	L	41-47	West Lafayette, IN
2/27/61	W	73-62	Iowa City, IA
2/12/62	L	75-82	West Lafayette, IN
2/16/63	W	73-64	Iowa City, IA
1/18/64	L	75-90	West Lafayette, IN
3/2/64	W	81-74	Iowa City, IA
2/20/65	W	111-85	Iowa City, IA
2/27/65	L	68-76	West Lafayette, IN
2/7/66	L	58-66	West Lafayette, IN
2/27/67	L	75-78	Iowa City, IA
2/7/68	W	94-87	Iowa City, IA
2/20/68	L	73-86	West Lafayette, IN
2/4/69	L	87-99	West Lafayette, IN
2/28/69	L	85-97	Iowa City, IA
1/3/70	W	94-88	Iowa City, IA
2/28/70	W	108-107	West Lafayette, IN
2/20/71	L	85-87	Iowa City, IA
3/13/71	L	84-110	West Lafayette, IN
3/4/72	L	85-87	Iowa City, IA
2/24/73	L	66-74	West Lafayette, IN
2/11/74	W	112-111###	Iowa City, IA
2/18/74	L	78-99	West Lafayette, IN
1/6/75	L	54-63	Iowa City, IA
2/3/75	L	72-107	West Lafayette, IN
2/2/76	L	76-91	West Lafayette, IN
3/3/76	L	78-94	Iowa City, IA
1/13/77	L	76-87	West Lafayette, IN
2/26/77	L	70-81	Iowa City, IA
1/14/78	W	66-60	Iowa City, IA
2/23/78	L	69-82	West Lafayette, IN
1/18/79	W	56-46	West Lafayette, IN
2/15/79	W	75-72	Iowa City, IA
1/31/80	L	56-70	West Lafayette, IN
2/9/80	W	74-59	Iowa City, IA
*3/24/80	L	58-75	Indianapolis, IN
1/29/81	W	84-67	Iowa City, IA
2/21/81	W	67-62	West Lafayette, IN
1/7/82	W	62-40	Iowa City, IA
3/6/82	L	65-66	West Lafayette, IN
2/5/83	L	57-60	West Lafayette, IN
2/10/83	W	55-46	Iowa City, IA
2/4/84	L	46-48	Iowa City, IA
2/9/84	L	58-79	West Lafayette, IN
1/3/85	W	75-63	Iowa City, IA
3/9/85	L	54-60	West Lafayette, IN
1/2/86	L	73-76#	West Lafayette, IN
3/8/86	W	77-64	Iowa City, IA
1/19/87	W	70-67	West Lafayette, IN
2/12/87	L	73-80	Iowa City, IA
1/9/88	L	79-80	West Lafayette, IN
2/15/88	L	66-73	Iowa City, IA
1/21/89	W	67-66	West Lafayette, IN
2/26/89	W	84-67	Iowa City, IA
1/27/90	L	59-80	West Lafayette, IN
2/28/90	W	64-63	Iowa City, IA
1/31/91	W	78-69	West Lafayette, IN
3/2/91	L	65-70	Iowa City, IA
1/11/92	L	69-77#	West Lafayette, IN
2/15/92	W	80-68	Iowa City, IA
3/6/93	L	58-69	West Lafayette, IN
2/6/94	L	78-87	Iowa City, IA
1/14/95	L	83-84	Iowa City, IA
3/1/95	L	85-92	West Lafayette, IN
1/3/96	L	61-85+	West Lafayette, IN
3/9/96	W	56-52	Iowa City, IA
1/7/97	W	59-56	West Lafayette, IN
3/1/97	W	84-62	Iowa City, IA
2/18/98	W	88-69	Iowa City, IA
2/4/99	L	75-90	West Lafayette, IN
2/5/00	L	58-84	Iowa City, IA
2/16/00	L	59-67	West Lafayette, IN
1/13/01	W	83-73	West Lafayette, IN
2/21/01	W	78-72#	Iowa City, IA
1/26/02	L	68-73	West Lafayette, IN
\$3/7/02	W	87-72	Indianapolis, IN
2/1/03	L	77-80#	Iowa City, IA
1/7/04	W	71-61	Iowa City, IA
3/6/04	W	63-62	West Lafayette, IN
1/22/05	W	71-57	Iowa City, IA
2/16/05	L	63-66	West Lafayette, IN
\$3/10/05	W	71-52	Chicago, IL
2/1/06	W	77-68	West Lafayette, IN
2/21/07	W	78-59	Iowa City, IA
\$3/9/07	L	55-74	Chicago, IL
1/16/08	L	62-67	Iowa City, IA

1/30/08	L	50-51	West Lafayette, IN
1/18/09	L	53-75	West Lafayette, IN
2/14/09	L	45-49	Iowa City, IA
12/29/09	L	56-67	Iowa City, IA
2/13/10	L	40-63	West Lafayette, IN
1/9/11	L	52-75	West Lafayette, IN
3/5/11	W	67-65	Iowa City, IA
12/28/11	L	76-79	Iowa City, IA
1/17/12	L	68-75	West Lafayette, IN
1/27/13	L	62-65#	West Lafayette, IN
2/27/13	W	58-48	Iowa City, IA
3/2/14	W	83-76	Iowa City, IA
1/24/15	L	63-67	West Lafayette, IN
1/2/16	W	70-63	West Lafayette, IN
1/24/16	W	83-71	Iowa City, IA
12/28/16	L	67-89	West Lafayette, IN
1/12/17	W	83-78	Iowa City, IA
1/20/18	L	64-87	Iowa City, IA
1/3/19	L	70-86	West Lafayette, IN

Regis (Iowa leads, 1-0)

1/31/48	W	76-48	Iowa City, IA
---------	---	-------	---------------

Rider (Iowa leads, 1-0)

12/22/87	W	104-71	Iowa City, IA
----------	---	--------	---------------

Rice (Iowa leads, 1-0)

%12/5/98	W	81-52	Iowa City, IA
----------	---	-------	---------------

Ripon (Iowa leads, 1-0)

1/2/43	W	69-38	Iowa City, IA
--------	---	-------	---------------

Robert Morris (Iowa leads, 1-0)

12/22/06	W	73-51	Iowa City, IA
----------	---	-------	---------------

Rockford (Iowa leads, 1-0)

12/29/20	W	33-16	Rockford, IL
----------	---	-------	--------------

Rutgers (Iowa leads, 6-2)

*3/17/89	W	87-73	Providence, RI
2/19/15	W	81-47	Iowa City, IA
1/21/16	W	90-76	Piscataway, NJ
1/8/17	W	68-62	Iowa City, IA
1/31/17	W	83-63	Piscataway, NJ
1/17/18	L	64-80	Piscataway, NJ
2/16/19	W	71-69	Piscataway, NJ
3/2/19	L	72-86	Iowa City, IA

Sacred Heart (Iowa leads, 1-0)

2/13/12	W	14-12	Prarie du Chien, WI
---------	---	-------	---------------------

St. Ambrose (Iowa leads, 2-0)

1/30/33	W	44-24	Davenport, IA
1/27/34	W	39-18	Davenport, IA

St. Bonaventure (Iowa leads, 1-0)

%12/23/98	W	81-67	San Juan, P. Rico
-----------	---	-------	-------------------

St. Francis, PA (Iowa leads, 1-0)

12/9/69	W	81-68	Iowa City, IA
---------	---	-------	---------------

St. John's, NY (Series tied, 1-1)

%12/26/59	W	91-84	New York, NY
%12/26/70	L	55-57	Honolulu, HI

St. Joseph's (St. Joseph's leads, 2-0)

2/12/12	L	9-11	Dubuque, IA
%12/29/86	L	56-60	Pullman, WA

Saint Louis (Iowa leads, 11-7)

12/7/26	W	35-19	Iowa City, IA
12/4/27	W	43-13	Iowa City, IA
2/17/30	L	25-32	St. Louis, MO
2/25/30	L	24-31	Iowa City, IA
12/8/30	L	14-26	Iowa City, IA
3/6/33	W	52-20	St. Louis, MO
12/31/38	W	47-37	Iowa City, IA
1/1/46	W	51-40	Iowa City, IA
12/10/60	L	55-61	Iowa City, IA
12/16/61	L	61-79	St. Louis, MO
12/10/62	L	58-65	St. Louis, MO
12/9/63	W	79-77	Iowa City, IA
%12/30/67	W	80-77	Los Angeles, CA
%12/24/88	W	83-80	Chaminade, HI
%12/30/00	W	68-56	Honolulu, HI
8/3/17/04	L	69-70	St. Charles, MO
12/31/04	W	67-58	Iowa City, IA
12/30/05	W	60-50	St. Louis, MO

ALL-TIME SERIES RESULTS

IOWA BASKETBALL



2020 MEDIA GUIDE

St. Mary's, CA (Iowa leads, 3-0)

12/19/46	W	44-41	Iowa City, IA
12/30/48	W	46-43	Iowa City, IA
12/13/55	W	68-49	Iowa City, IA

San Francisco (San Francisco leads, 1-0)

*3/23/56	L	71-83	Evanston, IL
----------	---	-------	--------------

San Jose State (San Jose State leads, 1-0)

12/21/75	L	103-105###	Iowa City, IA
----------	---	------------	---------------

Santa Clara (Iowa leads, 1-0)

*3/13/87	W	99-76	Tucson, AZ
----------	---	-------	------------

Savannah State (Iowa leads, 2-0)

11/13/16	W	116-84	Iowa City, IA
12/22/18	W	110-64	Iowa City, IA

Seton Hall (Series tied, 1-1)

%12/29/82	W	85-63	Rochester, NY
11/17/16	L	83-91	Iowa City, IA

Simpson (Simpson leads, 1-0)

1/3/13	L	14-24	Knoxville, IA
--------	---	-------	---------------

South Alabama (Iowa leads, 1-0)

%12/4/99	W	82-58	Iowa City, IA
----------	---	-------	---------------

South Carolina (Iowa leads, 3-0)

1/22/72	W	91-85	Columbia, SC
1/2/82	W	57-47	Columbia, SC
12/22/84	W	88-78	Iowa City, IA

South Carolina State (Iowa leads, 2-0)

12/21/09	W	82-69	Iowa City, IA
12/19/12	W	90-46	Iowa City, IA

Southeast Missouri State (Iowa leads, 1-0)

%11/25/08	W	75-41	Iowa City, IA
-----------	---	-------	---------------

Southeastern Louisiana (Iowa leads, 1-0)

12/29/07	W	57-50	Iowa City, IA
----------	---	-------	---------------

South Dakota (Iowa leads, 12-0)

12/8/29	W	37-17	Iowa City, IA
1/2/34	W	42-32	Iowa City, IA
12/14/36	W	44-23	Iowa City, IA
1/31/38	W	35-34	Iowa City, IA
1/30/39	W	35-30	Iowa City, IA
12/3/45	W	91-26	Iowa City, IA
12/16/46	W	53-25	Iowa City, IA
12/6/47	W	66-30	Iowa City, IA
12/2/63	W	85-66	Iowa City, IA
12/1/64	W	93-68	Iowa City, IA
12/4/12	W	87-63	Iowa City, IA
&3/15/17	W	87-75	Iowa City, IA

South Dakota State (Iowa leads, 7-3)

1/7/30	L	20-30	Iowa City, IA
1/29/40	W	24-23	Iowa City, IA
12/10/42	W	52-46	Iowa City, IA
12/11/44	W	87-37	Iowa City, IA
12/11/45	W	71-33	Iowa City, IA
12/2/46	W	73-32	Iowa City, IA
12/1/60	W	77-75	Iowa City, IA
12/11/62	W	69-52	Iowa City, IA
11/14/10	L	69-79	Iowa City, IA
%11/21/17	L	72-80	Cayman Islands

South Florida (South Florida leads, 1-0)

%12/28/92	L	78-85	Tampa, FL
-----------	---	-------	-----------

Southern (Iowa leads, 1-0)

12/10/17	W	91-60	Iowa City, IA
----------	---	-------	---------------

Southern California (Iowa leads, 5-2)

12/18/53	W	66-57	Iowa City, IA
12/31/53	L	60-70	Los Angeles, CA
%12/29/60	W	70-62	Los Angeles, CA
%12/28/64	W	71-65	Los Angeles, CA
%12/30/75	L	73-81	Honolulu, HI
12/11/82	W	66-55	Iowa City, IA
%12/29/83	W	62-61	Los Angeles, CA

Southern Illinois (Iowa leads, 3-1)

12/6/65	W	69-58	Iowa City, IA
12/6/69	L	67-73	Carbondale, IL
12/4/67	W	61-49	Iowa City, IA
%12/22/93	W	90-70	San Juan, P. Rico

Southern Utah (Iowa leads, 1-0)

12/19	W	92-64	Iowa City, IA
-------	---	-------	---------------

SIU-Edwardsville (Iowa leads, 1-0)

11/26/10	W	111-50	Iowa City, IA
----------	---	--------	---------------

Southern Methodist (Iowa leads, 5-1)

12/9/55	W	80-62	Iowa City, IA
12/3/57	W	66-60	Iowa City, IA
12/6/58	L	55-65	Dallas, TX
12/5/59	W	89-58	Iowa City, IA
12/12/63	W	73-70	Iowa City, IA
%12/1/01	W	86-69	Iowa City, IA

Southern Mississippi (Iowa leads, 2-0)

%12/22/97	W	82-58	San Juan, P. Rico
%12/7/02	W	65-63	Iowa City, IA

Southwest Texas State (Iowa leads, 1-0)

12/30/88	W	96-77	Iowa City, IA
----------	---	-------	---------------

Stanford (Iowa leads, 5-3)

12/29/34	W	38-28	Iowa City, IA
12/30/54	W	73-46	Iowa City, IA
12/29/55	L	52-54	Palo Alto, CA
12/23/66	W	77-74	Iowa City, IA
12/23/67	L	86-87	Palo Alto, CA
%12/30/78	W	83-68	San Diego, CA
%11/27/87	W	78-75	Maui, HI
%11/12/99	L	58-72	New York, NY

Stetson (Iowa leads, 1-0)

12/5/16	W	95-68	Iowa City, IA
---------	---	-------	---------------

Stony Brook (Iowa leads, 1-0)

&3/22/13	W	75-63	Iowa City, IA
----------	---	-------	---------------

Syracuse (Iowa leads, 2-1)

%12/30/57	W	58-52	Buffalo, NY
*3/14/80	W	88-77	Philadelphia, PA
%11/21/14	L	63-66	New York, NY

Tampa (Iowa leads, 1-0)

%12/17/85	W	54-45	Pullman, WA
-----------	---	-------	-------------

Temple (Iowa leads, 3-0)

*3/22/56	W	83-76	Evanston, IL
&11/15/90	W	73-71	Iowa City, IA
*3/18/16	W	72-70#	Brooklyn, NY

Tennessee (Tennessee leads, 3-2)

%12/28/67	W	64-59	Los Angeles, CA
%12/20/77	W	92-86	Las Vegas, NV
%12/29/00	L	68-80	Honolulu, HI
*3/19/14	L	65-78#	Dayton, OH
*3/24/19	L	77-83#	Columbus, OH

Tennessee-Chattanooga (Iowa leads, 1-0)

%12/1/01	W	79-60	Iowa City, IA
----------	---	-------	---------------

Tennessee State (Iowa leads, 2-0)

11/30/02	W	84-51	Iowa City, IA
1/12/10	W	67-62	Iowa City, IA

Tennessee Tech (Iowa leads, 2-0)

1/24/70	W	96-68	Iowa City, IA
12/22/15	W	85-63	Iowa City, IA

Texas (Texas leads, 3-2)

*3/19/92	W	98-92	Greensboro, NC
%11/23/04	W	82-80	Maui, HI
%11/22/05	L	59-68	Kansas City, MO
%11/23/09	L	60-85	Kansas City, MO
%11/20/14	L	57-71	New York, NY

Texas A&M-Corpus Christi (Iowa leads, 1-0)

12/1/12	W	88-59	Iowa City, IA
---------	---	-------	---------------

Texas Christian (Iowa leads, 2-1)

12/31/46	W	61-37	Iowa City, IA
12/22/48	W	47-46#	Iowa City, IA
&3/19/17	L	92-94#	Iowa City, IA

Texas-El Paso (Iowa leads, 3-2)

%12/30/65	L	68-86	El Paso, TX
12/18/67	W	59-53	Iowa City, IA
12/7/71	L	57-65	El Paso, TX
*3/15/87	W	84-82	Tucson, AZ
%11/29/13	W	89-53	Bahamas

Texas-Rio Grande Valley (Iowa leads, 5-0)

12/21/87	W	110-64	Iowa City, IA
12/4/92	W	85-29	Iowa City, IA
%12/1/06	W	62-46	Iowa City, IA
11/9/12	W	86-55	Iowa City, IA
11/20/16	W	95-67	Iowa City, IA

Texas-San Antonio (Iowa leads, 2-1)

11/26/05	W	79-46	Iowa City, IA
%11/17/08	W	73-67	Iowa City, IA
%11/15/09	L	50-62	Iowa City, IA

Texas Southern (Iowa leads, 5-0)

11/24/90	W	80-64	Iowa City, IA
12/28/92	W	91-70	Iowa City, IA
12/16/95	W	110-67	Iowa City, IA
%12/3/99	W	73-51	Iowa City, IA
12/23/06	W	90-63	Iowa City, IA

Texas Tech (Iowa leads, 4-1)

12/13/58	W	75-73	Iowa City, IA
12/12/59	W	76-66	Lubbock, TX
%12/8/85	W	58-48	Iowa City, IA
12/22/03	L	59-65	Dallas, TX
12/21/04	W	83-53	Chicago, IL

Toledo (Toledo leads, 3-1)

12/21/37	L	39-59	Toledo, OH
1/1/40	L	30-54	Toledo, OH
*3/10/79	L	72-74	Bloomington, IN
%11/17/06	W	78-65	St. Thomas, VI

Tulsa (Iowa leads, 2-0)

%12/2/00	W	66-65	Iowa City, IA
12/28/02	W	73-67	Tulsa, OK

UCLA (Iowa leads, 5-3)

12/23/50	W	80-63	Iowa City, IA
12/30/53	W	65-50	Los Angeles, CA
12/30/60	W	71-65	Los Angeles, CA
1/29/64	W	87-82	Chicago, IL
12/4/71	L	72-106	Los Angeles, CA
1/17/74	L	44-66	Los Angeles, CA
2/18/82	L	66-75	Los Angeles, CA
12/22/90	W	88-71	Iowa City, IA

UMKC (Iowa leads, 2-0)

12/5/15	W	95-75	Iowa City, IA
11/8/19	W	77-63	Iowa City, IA

U.S. International (Iowa leads, 1-0)

12/20/75	W	67-52	Iowa City, IA
----------	---	-------	---------------

Upper Iowa (Iowa leads, 4-0)

12/14/01	W	42-13	Iowa City, IA
1/15/02	W	27-26	Fayette, IA
1908	W	42-25	Fayette, IA
1/2/22	W	32-15	Iowa City, IA

Utah (Utah leads, 1-0)

%12/29/64	L	88-92	Los Angeles, CA
-----------	---	-------	-----------------

Utah State (Iowa leads, 2-1)

1/2/50	W	62-58	Iowa City, IA
*3/17/83	W	64-59	Louisville, KY
%11/24/07	L	62-75	South Padre Island, TX

Valparaiso (Iowa leads, 2-0)

&3/17/03	W	62-60	Iowa City, IA
%12/3/06	W	72-59	Iowa City, IA



Villanova (Villanova leads, 5-1)

%12/30/61	L	56-69	Philadelphia, PA
*3/25/83	L	54-55	Kansas City, MO
%11/29/87	W	97-74	Maui, HI
%11/20/06	L	60-89	St. Thomas, VI
%11/30/13	L	83-88#	Bahamas
*3/20/16	L	68-87	Brooklyn, NY

Virginia (Iowa leads, 2-1)

*3/13/97	W	73-60	Salt Lake City, UT
&3/27/13	W	75-64	Charlottesville, VA
%11/25/16	L	41-74	Niceville, FL

Virginia Commonwealth (Iowa leads, 2-0)

11/30/74	W	95-80	Iowa City, IA
*3/6/80	W	86-72	Greensboro, NC

Virginia Tech (Tech leads, 4-0)

11/29/06	L	65-69	Blacksburg, VA
12/1/09	L	64-70	Iowa City, IA
11/27/12	L	79-95	Blacksburg, VA
11/28/17	L	55-79	Blacksburg, VA

Wabash (Series tied, 2-2)

12/13/24	L	24-28	Iowa City, IA
12/12/25	W	38-26	Iowa City, IA
1927	L	13-28	Iowa City, IA
12/13/40	W	42-22	Iowa City, IA

Wake Forest (Wake Forest leads, 4-0)

%12/28/74	L	71-92	Portland, OR
*3/21/93	L	78-84	Nashville, TN
11/26/07	L	47-56	Iowa City, IA
11/30/10	L	73-76	Winston-Salem, NC

Washington (Washington leads, 3-2)

12/27/55	L	71-76	Seattle, WA
12/20/58	L	68-81	Iowa City, IA
12/15/65	W	99-70	Iowa City, IA
12/2/66	W	66-50	Seattle, WA
12/3/66	L	65-76	Seattle, WA

Washington, MO (Iowa leads, 9-1)

1928	W	22-18	Iowa City, IA
12/19/36	W	42-45	St. Louis, MO
12/13/37	W	41-34	Iowa City, IA
12/12/38	W	42-26	Iowa City, IA
12/13/41	W	52-31	Iowa City, IA
12/20/47	W	44-41	St. Louis, MO
12/17/51	W	60-53	St. Louis, MO
12/5/53	W	51-45	Iowa City, IA
12/1/54	W	80-61	Iowa City, IA
2/4/57	L	54-62	St. Louis, MO

Washington State (Iowa leads, 1-0)

%12/30/63	W	74-66	Pullman, WA
-----------	---	-------	-------------

Wayne State (Wayne State leads, 1-0)

12/16/39	L	30-34	Detroit, MI
----------	---	-------	-------------

Weber State (Iowa leads, 1-0)

%12/6/97	W	81-56	Iowa City, IA
----------	---	-------	---------------

West Virginia (Series tied, 1-1)

%12/29/56	W	79-76	Chapel Hill, NC
%11/28/08	L	68-87	Las Vegas, NV

West College (Iowa leads, 2-0)

1/24/02	W	24-7	Toledo, IA
1903	W	24-14	Iowa City, IA

Western Carolina (Iowa leads, 3-0)

12/20/94	W	85-60	Iowa City, IA
12/18/04	W	88-75	Iowa City, IA
12/18/18	W	78-60	Iowa City, IA

Western Illinois (Iowa leads, 9-0)

12/15/43	W	82-34	Iowa City, IA
12/9/44	W	101-23	Iowa City, IA
11/26/91	W	95-58	Iowa City, IA
12/20/95	W	93-41	Iowa City, IA
11/22/96	W	81-66	Moline, IL
11/15/98	W	74-63	Moline, IL
11/19/04	W	85-62	Iowa City, IA
12/27/08	W	58-43	Iowa City, IA
12/7/15	W	90-56	Iowa City, IA

Western Kentucky (Iowa leads, 1-0)

%11/20/12	W	63-55	Cancun, Mexico
-----------	---	-------	----------------

Western Michigan (Series tied, 2-2)

12/21/35	L	35-48	Kalamazoo, MI
12/22/41	W	49-48	Kalamazoo, MI
12/9/50	L	49-58	Kalamazoo, MI
12/1/51	W	72-68	Iowa City, IA

Western Reserve (Iowa leads, 2-0)

1/3/48	W	61-54	Iowa City, IA
12/17/49	W	97-57	Cleveland, OH

Wichita State (Series ties, 5-5)

2/4/56	W	98-86	Iowa City, IA
12/16/57	L	78-81	Wichita, KS
12/28/66	W	94-76	Iowa City, IA
12/12/68	L	88-93	Wichita, KS
11/28/78	W	91-67	Iowa City, IA
12/11/79	W	81-62	Wichita, KS
*3/15/81	L	56-60	Wichita, KS
%11/24/09	L	57-74	Kansas City, MO
%11/21/12	L	63-75	Cancun, Mexico
%11/29/15	W	84-61	Orlando, FL

Wilton (Iowa leads, 2-0)

2/1/02	W	66-4	Wilton Junction
1/24/03	W	68-7	Iowa City, IA

Wisconsin-Eau Claire (Iowa leads, 1-0)

1/3/81	W	86-62	Iowa City, IA
--------	---	-------	---------------

Wisconsin (Wisconsin leads, 84-82)

3/1/09	L	9-30	Madison, WI
1/5/12	L	12-38	Iowa City, IA
2/14/12	L	5-30	Madison, WI
1/10/16	L	31-36#	Iowa City, IA
2/28/16	L	19-38	Madison, WI
1/8/18	L	22-36	Iowa City, IA
1/21/18	L	19-34	Madison, WI
2/10/19	L	19-28	Madison, WI
3/11/19	W	29-27	Iowa City, IA
1/5/20	L	18-35	Iowa City, IA
1/19/20	W	21-20	Madison, WI
1/7/22	L	15-18	Iowa City, IA
2/13/22	W	24-18	Madison, WI
3/8/24	W	22-19	Iowa City, IA
3/11/24	L	26-36	Madison, WI
2/16/25	L	15-16	Iowa City, IA
3/3/25	L	23-25	Madison, WI
2/22/27	L	21-24	Madison, WI
3/22/27	W	26-17	Iowa City, IA
2/20/28	L	21-31	Iowa City, IA
3/3/28	L	17-20	Madison, WI
1/17/31	L	13-24	Madison, WI
2/16/31	W	19-17	Iowa City, IA
1/9/33	L	19-21	Madison, WI
2/13/33	W	31-25	Iowa City, IA
1/8/34	W	32-26	Iowa City, IA
3/3/34	L	32-35	Madison, WI
1/18/36	L	21-27	Madison, WI
2/17/36	W	32-25	Iowa City, IA
1/18/37	L	23-29	Madison, WI
2/20/37	W	43-35	Iowa City, IA
1/7/39	L	24-28	Madison, WI
2/10/40	W	37-35	Iowa City, IA
1/11/41	L	35-49	Madison, WI
1/10/42	W	49-45	Iowa City, IA
3/7/42	L	45-62	Madison, WI
2/19/45	W	54-53	Iowa City, IA
2/24/45	W	68-38	Madison, WI
1/7/46	W	57-50	Iowa City, IA
2/16/46	W	44-39	Madison, WI
1/4/47	L	62-63	Iowa City, IA
2/3/47	L	53-60	Madison, WI
1/12/48	L	51-60	Madison, WI
2/21/48	W	62-40	Iowa City, IA
2/19/49	W	61-60	Iowa City, IA
2/28/49	L	47-70	Madison, WI
2/13/50	L	62-66#	Iowa City, IA
2/18/50	L	44-53	Madison, WI
2/17/51	W	73-60	Madison, WI
3/3/52	L	75-78	Iowa City, IA
12/15/52	L	70-75	Madison, WI
12/29/52	W	83-66	Iowa City, IA
1/9/54	W	71-54	Iowa City, IA
1/3/55	W	86-69	Madison, WI

2/6/56	W	78-74	Madison, WI
2/18/56	W	80-66	Iowa City, IA
1/19/57	W	70-47	Madison, WI
3/9/57	L	59-60	Iowa City, IA
2/17/58	W	74-61	Iowa City, IA
2/14/59	W	94-84	Madison, WI
1/4/60	W	71-64	Madison, WI
2/15/60	L	58-63	Iowa City, IA
1/9/61	W	76-68	Madison, WI
2/13/61	W	63-61	Iowa City, IA
1/6/62	L	79-91	Madison, WI
3/10/62	W	81-64	Iowa City, IA
1/14/63	W	65-56	Iowa City, IA
3/4/63	L	69-75	Madison, WI
1/13/64	L	61-79	Madison, WI
1/4/65	W	92-62	Iowa City, IA
1/8/66	L	68-69	Madison, WI
2/26/66	W	80-70	Iowa City, IA
2/18/67	L	95-96###	Iowa City, IA
3/7/67	W	90-87#	Madison, WI
2/17/68	W	69-61	Iowa City, IA
3/8/69	L	74-84	Madison, WI
1/10/70	W	92-74	Madison, WI
2/10/70	W	119-100	Iowa City, IA
2/6/71	W	93-91	Madison, WI
2/27/71	L	83-89	Iowa City, IA
1/8/72	L	80-81	Madison, WI
2/17/73	W	100-76	Iowa City, IA
2/9/74	L	87-113	Madison, WI
3/4/74	L	58-74	Iowa City, IA
2/1/75	L	85-86#	Madison, WI
3/1/75	W	75-68	Iowa City, IA
1/17/76	W	81-71	Madison, WI
2/14/76	W	96-82	Iowa City, IA
2/5/77	W	90-73	Iowa City, IA
3/5/77	W	94-93##	Madison, WI
1/28/78	W	88-73	Iowa City, IA
2/4/78	L	72-82	Madison, WI
2/1/79	W	70-64	Madison, WI
2/10/79	W	79-65	Iowa City, IA
1/12/80	W	66-65	Iowa City, IA
2/21/80	L	58-62	Madison, WI
1/5/81	W	76-66	Madison, WI
2/28/81	W	96-75	Iowa City, IA
1/16/82	W	78-62	Madison, WI
2/25/82	W	79-55	Iowa City, IA
1/22/83	W	62-65+	Madison, WI
2/24/83	W	93-63	Iowa City, IA
1/21/84	W	75-62	Iowa City, IA
2/23/84	W	63-55	Madison, WI
1/26/85	W	105-65	Iowa City, IA
2/20/85	L	53-54	Madison, WI
1/25/86	L	63-69	Madison, WI
2/20/86	W	101-48	Iowa City, IA
1/5/87	W	78-63	Iowa City, IA
3/8/87	W	81-71	Madison, WI
1/25/88	W	104-89	Madison, WI
3/10/88	W	103-70	Iowa City, IA
1/26/89	W	78-70	Iowa City, IA
2/11/89	L	54-65	Madison, WI
1/11/90	L	69-73#	Madison, WI
2/10/90	L	71-80	Iowa City, IA
1/17/91	L	79-91	Madison, WI
2/16/91	L	55-56	Iowa City, IA
1/29/92	W	73-66	Iowa City, IA
3/7/92	W	70-65	Madison, WI
3/10/93	W	91-65	Iowa City, IA
3/9/94	L	71-95	Madison, WI
1/21/95	W	96-84	Iowa City, IA
2/22/95	W	84-77	Madison, WI
1/13/96	L	71-80	Madison, WI
2/28/96	W	69-54	Iowa City, IA
1/11/97	W	78-53	Iowa City, IA
2/26/97	L	48-49	Madison, WI
2/3/98	W	79-76	Madison, WI
1/23/99	L	52-72	Iowa City, IA
\$3/5/99	L	60-74	Chicago, IL
1/29/00	W	61-55	Madison, WI
2/23/00	L	45-54	Iowa City, IA
1/16/01	L	54-67	Madison, WI
3/3/01	L	57-59	Iowa City, IA
1/2/02	W	69-57	Iowa City, IA
2/19/02	L	56-64	Madison, WI
\$3/8/02	W	58-56	Indianapolis, IN
1/22/03	L	61-74	Madison, WI
2/22/03	L	53-61	Iowa City, IA
2/11/04	L	52-54	Iowa City, IA
2/9/05	L	69-72	Madison, WI



\$3/12/05	L	56-59	Chicago, IL	Wisconsin-Milwaukee (Iowa leads, 2-0)	
1/5/06	L	52-66	Madison, WI	12/7/68	W 116-80 Iowa City, IA
3/4/06	W	59-44	Iowa City, IA	11/19/00	W 83-79 Iowa City, IA
1/28/07	L	46-57	Iowa City, IA	Wyoming (Iowa leads, 3-2)	
2/10/07	L	62-74	Madison, WI	%12/27/58	W 82-74 Portland, OR
1/5/08	L	51-64	Madison, WI	12/17/60	W 78-67 Iowa City, IA
2/6/08	L	54-60	Iowa City, IA	%12/29/67	L 87-94## Los Angeles, CA
1/21/09	W	73-69#	Iowa City, IA	1/2/71	W 87-84 Iowa City, IA
2/11/09	L	52-69	Madison, WI	12/22/73	L 79-86 Laramie, WY
3/3/10	L	40-67	Madison, WI	Xavier (Iowa leads, 2-1)	
2/9/11	L	59-62#	Iowa City, IA	12/20/37	W 33-28 Cincinnati, OH
12/31/11	W	72-65	Madison, WI	%11/19/10	L 73-86 Virgin Islands, VI
2/23/12	W	67-66	Iowa City, IA	%11/28/13	W 77-74# Bahamas
1/19/13	W	70-66	Iowa City, IA		
2/6/13	L	70-74##	Madison, WI		
1/5/14	L	71-75	Madison, WI		
2/22/14	L	74-79	Iowa City, IA		
1/20/15	L	50-82	Madison, WI		
1/31/15	L	63-74	Iowa City, IA		
2/24/16	L	59-67	Iowa City, IA		
3/2/17	W	59-57	Madison, WI		
1/23/18	W	85-67	Iowa City, IA		
11/30/18	L	66-72	Iowa City, IA		
3/7/19	L	45-65	Madison, WI		

@ -- Big Ten Conference Playoff
 * -- NCAA Tournament
 & -- National Invitation Tournament
 % -- In-season Tournament
 \$ -- Big Ten Tournament
 # -- overtime (s)
 + -- awarded forfeit

SIUE

SID: Joe Pott
 E-Mail: jpott@siue.edu

DePaul

SID: Greg Greenwell
 E-Mail: greg.greenwell@depaul.edu

Oral Roberts

SID: Scott Slarks
 E-Mail: sslarks@oru.edu

North Florida

SID: Brian Morgan
 E-Mail: b.morgan@unf.edu

Cal Poly

SID: Chris Giovannetti
 E-Mail: cgiovann@calpoly.edu

Texas Tech

SID: Wes Bloomquist
 E-Mail: wes.bloomquist@ttu.edu

Creighton

SID: Rob Anderson
 E-Mail: randerson@creighton.edu

San Diego State

SID: Richard Stern
 E-Mail: rstern@sdsu.edu

Syracuse

SID: Pete Moore
 E-Mail: pimoore@syr.edu

Iowa State

SID: Matt Schoultz
 E-Mail: mshoultz@iastate.edu

Cincinnati

SID: Andre Foushee
 E-Mail: andre.foushee@uc.edu

Kennesaw State

SID: Nathan Bryant
 E-Mail: nbryant26@kennesaw.edu

Indiana

SID: JD Campbell
 E-Mail: jc56@indiana.edu

Illinois

SID: Derrick Burson
 E-Mail: burson@uiuc.edu

Maryland

SID: Sean Ellenby
 E-Mail: sellenby@umd.edu

Michigan

SID: Tom Wywrot
 E-Mail: twywrot@umich.edu

Michigan State

SID: Mike "Mex" Carey
 E-Mail: carey@ath.msu.edu

Minnesota

SID: Dan Reisig
 E-Mail: dbreisig@umn.edu

Nebraska

SID: Shamus McKnight
 E-Mail: smcknight@huskers.com

Northwestern

SID: Ray O'Connell
 E-Mail: raymond.oconnell@northwestern.edu

Ohio State

SID: Dan Wallenberg
 E-Mail: wallenberg.1@osu.edu

Penn State

SID: Rose Carter
 E-Mail: rpc14@psu.edu

Purdue

SID: Chris Forman
 E-Mail: cforman@purdue.edu

Rutgers

SID: Kevin Lorincz
 E-Mail: klorincz@scarletknights.com

Wisconsin

SID: Patrick Herb
 E-Mail: pah@athletics.wisc.edu



11/8 (2-0)

2014	* UNC-Wilmington	W	82-39
2019	* UMKC	W	77-63

11/11 (4-0)

1999	Connecticut	W	70-68
2011	* Chicago State	W	96-53
2017	* Kennesaw State	W	91-74
2019	* Green Bay	W	93-82

11/15 (6-1)

1990	* Temple	W	73-71
1998	* Western Illinois (n)	W	74-63
2005	* Colgate	W	73-51
2009	* Texas-San Antonio	L	50-62
2013	* Howard	W	66-36
2016	* Coppin State	W	103-68
2019	Oregon	W	77-69

11/21 (4-4)

1999	* Eastern Illinois	W	95-79
2000	at Drake	W	73-71
2001	Missouri	L	77-78
2005	Kentucky	W	67-63
2013	Wichita State	L	63-75
2015	Syracuse	L	63-66
2018	South Dakota State	L	72-80
2019	* Alabama State	W	105-78

11/24 (5-3)

1984	* Arkansas Little Rock	W	76-47
1989	* Texas Southern	W	80-64
1995	Connecticut#	W	101-95
2002	* Florida Atlantic	W	79-52
2004	North Carolina	L	92-106
2008	Utah State	L	62-75
2009	Wichita State	L	57-74
2015	* Pepperdine	W	72-61

11/28 (11-2)

1977	Kent State	W	82-64
1978	* Wichita State	W	91-67
1981	* Northern Illinois	W	84-66
1984	* Morehead State	W	89-46
1986	Alaska Anchorage	W	91-81
1987	Kansas	W	100-81
1989	* Drake	W	68-54
1995	* Drake	W	98-66
2000	* Georgia Tech	W	85-67
2008	West Virginia	L	68-87
2009	* NC Central	W	73-63
2014	Xavier#	W	77-74
2018	Virginia Tech	L	55-79

11/29 (14-3)

1975	* Augustana (IL)	W	111-81
1976	* Kent State	W	84-55
1980	Northern Illinois	W	61-47
1982	Drake	W	68-63
1986	North Carolina State#	W	90-89
1987	Villanova	W	97-74
1988	Drake	W	96-72
1994	Drake	W	103-68
1997	* Long Island	W	101-69
2004	Louisville#	W	70-69
2007	Virginia Tech	L	65-69
2008	Kansas State	W	65-63
2011	* Clemson	L	55-71
2014	UTEP	W	89-53
2015	* Longwood	W	77-44
2016	Wichita State	W	84-61
2017	Notre Dame	L	78-92

12/3 (23-5)

1932	* Bradley	W	42-29
1938	* Carleton	L	33-37
1945	* South Dakota	W	91-26
1955	* Nebraska	W	60-51
1956	Nebraska	L	43-67
1957	* Southern Methodist	W	66-60
1960	Evansville	W	83-71
1966	Washington	L	65-76
1974	Drake	W	86-81
1977	* Cal Northridge	W	66-63
1979	* Colorado State	W	113-66
1982	* Navy	W	76-65
1983	* Oregon State	W	56-45
1985	Drake	W	55-43
1986	* Missouri St. Louis	W	89-64
1988	* Georgia	W	102-76
1991	* Drake	W	83-56
1993	* Lehigh	W	104-77
1994	* Ohio University	W	91-75
1996	Drake	W	79-59
1999	* Texas Southern	W	73-51
2004	* Centenary	W	88-53
2005	* Valparaiso	W	72-59
2011	* Brown	W	75-54
2014	* Notre Dame	W	98-93
2015	North Carolina	W	60-55
2017	* Omaha	L	89-98
2019	Michigan State	L	68-90

12/6 (16-6)

1947	* South Dakota	W	66-30
1952	Oklahoma	L	62-63
1954	Nebraska	W	84-61
1958	Southern Methodist	L	55-65
1965	* Southern Illinois	W	69-58
1969	Southern Illinois	L	67-73
1975	* Northeast Louisiana	W	97-87
1976	* Bradley	W	90-77
1979	* Northern Iowa	W	78-46
1980	Cincinnati	W	69-64
1985	* Arkansas State	L	62-66
1986	* Loyola Marymount	W	103-80
1988	* Northern Iowa	W	95-76
1991	* Army	W	74-39
1996	* Grambling State	W	93-73
1997	* Weber State	W	81-56
2002	* Montana State	W	65-44
2004	* Northern Illinois	W	65-57
2005	Northern Iowa #	L	63-67
2011	Northern Iowa	L	60-80
2015	* UMKC	W	77-47
2019	* Iowa State	W	98-84

12/9 (18-6)

1929	* Duquesne	W	35-26
1932	* Monmouth	W	28-22
1937	* Carleton	W	44-20
1938	* Monmouth	W	37-34
1944	* Western Illinois	W	101-23
1950	Western Michigan	L	49-58
1955	* Southern Methodist	W	80-62
1961	* Miami (OH)	W	75-55
1963	* St. Louis	W	79-77
1969	* St. Francis (PA)	W	81-68
1972	Kansas	W	69-56
1978	Drake	L	69-72
1980	* Nevada Reno	W	112-71
1986	* Brigham Young	W	86-75
1989	* North Carolina	W	87-74
1995	Iowa State	W	56-50
1997	Northern Iowa	L	78-84
2000	* Iowa State	W	80-68
2004	Northern Iowa	L	66-77
2005	Iowa State	L	60-72
2008	* Northern Iowa	W	65-46
2011	Iowa State	L	76-86
2014	* Fairleigh Dickinson	W	92-59
2015	* Alcorn State	W	67-44

12/12 (18-7)

1913	* Leander Clarke	W	24-13
1925	* Wabash	W	38-26
1931	* Carleton	L	26-35
1932	Drake	W	52-11
1938	* Washington (MO)	W	42-26
1946	* Detroit	W	67-51
1953	Nebraska	L	70-81
1955	Colorado	L	57-60
1959	Texas Tech	W	76-66
1960	* Creighton	W	89-71
1963	* Southern Methodist	W	73-70
1964	* Creighton	W	98-83
1968	Wichita State	L	88-93
1970	Drake	L	70-72
1974	Iowa State	W	77-66
1975	Iowa State	W	91-77
1981	* Northern Iowa	W	84-53
1984	* Georgia State	W	89-40
1987	* Arizona	L	59-66
1988	* Jackson State	W	86-71
1992	* Iowa State	W	78-51
1998	* Iowa State	W	74-54
2001	* Drake	W	101-59
2008	* Iowa State	W	73-57
2015	* Iowa State	L	75-90

12/21 (20-6)

1915	* Iowa Wesleyan	W	55-6
1929	Marquette	L	19-29
1935	Western Michigan	L	35-48
1936	Millikin	W	37-30
1937	Toledo	L	39-59
1940	Detroit	W	37-35
1953	* Colorado	W	78-72
1957	* Oregon State#	W	77-67
1961	* Nevada Reno	W	88-46
1962	Kentucky	L	69-94
1964	* North Dakota	W	106-65
1966	* California	W	72-62
1968	* Creighton	W	100-73
1970	* Hardin Simmons	W	90-77
1971	* Nebraska	W	86-77
1974	* San Jose State###	L	103-105
1976	* Drake	W	82-69
1977	UNLV	L	84-85
1983	* Drake	W	66-43
1987	* Pan American	W	110-64
1992	Eastern Michigan	W	103-66
1996	* Missouri	W	88-77
1997	Puerto Rico-Mayaguez	W	96-37
2004	Texas Tech	W	83-53
2009	* South Carolina State	W	82-69
2010	* Louisiana Tech	W	77-58

12/29 (19-12)

1920	Rockford	W	33-16
1934	* Stanford	W	38-28
1952	* Wisconsin	W	83-66
1955	Stanford	L	52-54
1956	West Virginia	W	79-76
1958	Oregon State	L	71-72
1960	USC	W	70-62
1962	Oregon State	L	57-64
1964	Utah	L	88-92
1965	Arkansas	W	77-75
1967	Wyoming##	L	87-94
1973	* Wisconsin Green Bay#	W	74-67
1975	Arizona	W	82-80
1976	New Mexico	L	83-96
1978	Pennsylvania##	W	87-84
1979	* Drake	W	77-66
1982	Seton Hall	W	85-63
1983	USC	W	62-61
1985	St. Joseph's	L	56-60
1986	UC Irvine	W	105-103
1987	Illinois State	L	88-89
1993	Cal-Irvine	L	78-86
1994	Hawaii	W	84-82
1996	* Cal-Northridge	W	90-65
2000	Tennessee	L	68-80
2008	* Southeastern Louisiana	W	57-50
2009	* Purdue	L	56-67
2010	* Illinois	L	77-87
2016	* Michigan State	W	83-70
2018	* Northern Illinois	W	98-75
2019	* Bryant	W	72-67

1/4 (15-9)

1932	* Drake	W	24-18
1936	* Drake	W	35-22
1937	Indiana	L	24-28
1947	* Wisconsin	L	62-63
1954	* Michigan State	W	73-63
1958	* Michigan	L	65-73
1960	Wisconsin	W	71-64
1964	Indiana	W	72-71
1965	* Wisconsin	W	92-62
1969	Michigan#	L	92-99
1975	* Illinois	W	95-70
1979	Northwestern	W	65-57
1984	Michigan State	L	72-73
1986	Illinois	W	60-59
1992	* Centenary	W	121-76
1993	Drake	W	80-65
1994	Ohio State	L	68-72
1995	* Indiana	W	74-55
1997	Penn State	W	69-57
2003	* Missouri	L	82-88
2007	* Michigan State	W	62-60
2011	* Ohio State	L	68-73
2012	Minnesota	W	64-62
2018	* Ohio State	L	81-92

1/7 (15-13)

1904	Augustana (IL)	W	20-12
1914	* Northern Iowa	W	21-20
1916	* Cornell	W	30-12
1922	* Wisconsin	L	15-18
1930	* South Dakota State	L	20-30
1933	* Michigan	L	25-33
1935	* Chicago	W	39-29
1939	Wisconsin	L	24-28
1944	Minnesota	W	37-34
1946	* Wisconsin	W	57-50
1950	Michigan	L	46-66
1952	Michigan	W	54-46
1956	* Michigan State	L	64-65
1957	Illinois	L	70-81
1961	* Minnesota	W	71-46
1962	* Michigan	L	67-88
1974	Iowa State	L	77-94
1978	Ohio State	W	87-75
1982	* Purdue	W	62-40
1984	Michigan	L	49-53
1989	North Carolina	W	98-97
1995	Michigan State	L	68-69
1997	Purdue	W	59-56
1999	* Illinois	W	84-62
2004	* Purdue	W	71-61
2006	* Illinois	W	63-68
2012	* Ohio State	L	47-76
2018	Maryland	L	73-91

1/10 (13-10)

1910	Coe	W	32-17
1911	* Coe	W	51-19
1916	* Wisconsin#	L	30-36
1921	* Cornell	W	44-13
1931	* Minnesota	L	22-26
1938	* Northwestern	L	28-36
1942	* Wisconsin	W	49-45
1948	* Purdue	W	60-49
1949	Indiana	L	39-50
1953	Michigan State	L	61-68
1955	* Michigan State	W	94-81
1965	* Northwestern	W	70-58
1970	Wisconsin	W	92-74
1976	Minnesota	W	71-68
1980	* Ohio State	L	71-77

1981	*	Michigan State	W	65-57
1987		Minnesota	W	78-57
1991	*	Michigan	W	79-78
1996	*	Ohio State	W	81-53
2004	*	Northwestern	L	68-77
2007		Illinois	L	70-74
2012		Michigan State	L	61-95
2013	*	Michigan State	L	59-62



2001	*	Indiana	W	71-66
2010	*	Ohio State	L	57-65
2013		Purdue#	L	62-65
2018		Nebraska	L	84-98
2019		Minnesota	L	87-92

1/30 (12-9)

1903		Des Moines YMCA	L	21-24
1904	*	Augustana (IL)	L	21-44
1907		Grinnell	W	20-17
1908	*	Missouri	W	46-16
1909		Purdue	L	11-17
1915	*	Grinnell	L	14-15
1930	*	Oklahoma State	W	26-21
1933		St. Ambrose	W	44-24
1934		Drake	W	39-18
1939	*	South Dakota	W	35-30
1971		Northwestern	W	87-85
1982	*	Ohio State	W	76-66
1986	*	Indiana	W	79-69
1988	*	Minnesota	W	76-51
1989		Indiana	L	89-104
1996		Indiana	L	73-76
1999		Michigan	W	81-68
2008		Purdue	L	50-51
2010		Michigan	L	46-60
2011		Michigan	L	73-87
2018	*	Minnesota	W	94-80

2/2 (14-12)

1903		Grinnell	L	5-6
1903	*	Grinnell	L	13-15
1906		Chicago	L	20-27
1909	*	Haskell Indians	W	32-18
1920	*	Minnesota	W	30-5
1924	*	Chicago	L	18-31
1931		Minnesota	L	14-36
1935	*	Minnesota	L	35-36
1942	*	Chicago	W	64-40
1946	*	Chicago	W	68-36
1948	*	Northwestern#	W	57-54
1951	*	Missouri	W	63-53
1957	*	Indiana	L	66-82
1962		Loyola (IL)	L	68-86
1971	*	Illinois	W	92-84
1974		Indiana	L	50-85
1976		Purdue	L	76-91
1978		Minnesota	L	71-82
1980		Minnesota	W	73-63
1984	*	Illinois##	L	52-54
1985		Ohio State	W	67-58
1989	*	Northwestern	W	102-84
1991	*	Northwestern	W	82-66
1994	*	Minnesota	W	92-88
2008	*	Ohio State	W	53-48
2011	*	Michigan State	W	72-52

2/5 (15-8)

1902	*	Kansas	W	40-27
1910		Iowa State	W	30-27
1913		Cornell	W	13-3
1934		Indiana	L	25-34
1938	*	Ohio State	L	43-51
1940	*	DePaul	W	35-25
1944	*	Chicago	W	103-31
1951	*	Northwestern	W	73-55
1955	*	Purdue	W	76-67
1962		Ohio State	L	63-89
1965		Detroit	W	107-73
1972		Minnesota	L	52-53
1977	*	Wisconsin	W	90-73
1981		Northwestern	W	76-65
1983		Purdue	L	57-60
1989	*	Illinois	W	86-82
2000	*	Purdue	W	58-84
2002		Indiana	L	51-79
2003		Penn State	W	75-55
2005	*	Michigan State	L	64-75
2011		Indiana	W	64-63
2015		Michigan	W	72-54
2017	*	Nebraska	W	81-70

2/8 (8-15)

1913	*	Iowa State	W	27-15
1915	*	Ohio State	L	16-17
1919		Minnesota	L	22-36
1930	*	Creighton	W	33-28
1932		Minnesota	L	22-24
1936	*	Purdue	L	38-39
1937	*	Northwestern	W	39-29
1941		Ohio State	L	44-49
1947		Illinois	L	36-45
1954		Michigan	W	86-68
1958	*	Miami (OH)	W	82-77
1964	*	Minnesota	L	71-76
1965		Michigan	L	66-81
1969		Illinois	L	69-98
1972	*	Ohio State	W	80-67
1975	*	Indiana	L	56-79
1979	*	Michigan State	L	57-60
1990		Ohio State	L	80-98
2003		Michigan	L	62-70
2006		Northwestern	L	48-51
2014	*	Michigan	W	85-67
2015	*	Maryland	W	71-55
2017		Minnesota##	L	89-101

2/13 (11-14)

1912		Sacred Heart	W	14-12
1914		Carleton	L	16-25
1915	*	Minnesota	L	9-11
1920		Indiana	L	19-25
1922		Wisconsin	W	24-18
1926	*	Michigan	W	24-21
1932		Northwestern	W	30-25
1933	*	Wisconsin	W	31-25
1937		Purdue	L	29-54
1943		Northwestern	L	33-52
1950	*	Wisconsin#	L	62-66
1954	*	Minnesota#	W	86-82
1956	*	Purdue	W	88-75
1961	*	Wisconsin	W	63-61
1965		Ohio State	W	82-81
1971	*	Indiana	L	84-86
1982		Indiana	L	58-73
1986		Michigan State	L	73-83
1989	*	Ohio State	W	83-75
1993	*	Minnesota	L	85-91
1996		Michigan	W	62-55
1999	*	Ohio State	L	69-73
2002		Penn State	L	65-71
2010		Purdue	L	40-63
2011	*	Minnesota	L	45-62

2/16 (16-18)

1906		Northern Iowa	W	70-25
1907		Coe	L	31-33
1910	*	Missouri	W	20-6
1914	*	Chicago	L	13-28
1915	*	Iowa State	W	27-12
1917		Iowa State	L	12-24
1918	*	Indiana	L	25-29
1924		Chicago	W	21-13
1925		Wisconsin	L	15-16
1931	*	Wisconsin	W	19-17
1935	*	Michigan	L	27-29
1946		Wisconsin	W	44-39
1952		Purdue	W	90-67
1953		Ohio State	W	71-68
1957		Michigan State	L	67-77
1959		Michigan	L	86-90
1962	*	Purdue	W	73-64
1971		Minnesota	L	76-88
1974		Ohio State	W	69-67
1976	*	Northwestern	W	81-68
1978	*	Northwestern	W	76-74
1980		Northwestern	W	60-58
1983		Indiana	W	58-57
1984	*	Indiana	L	45-49
1985	*	Michigan State	L	55-57
1991	*	Wisconsin	L	55-56
1993	*	Ohio State	W	68-54
1994		Michigan	L	76-89
2000		Purdue	L	59-67
2002	*	Ohio State	L	66-72
2005		Purdue	L	63-66
2010	*	Michigan#	L	78-80
2012		Penn State	L	64-69
2019		Rutgers	W	71-69

2/20 (11-10)

1911	*	Cornell	W	24-10
1920	*	Purdue	L	26-42
1926	*	Northwestern	W	12-11
1932	*	Indiana	L	33-34
1933		Ohio State	L	23-38
1937	*	Wisconsin	W	43-35
1939		Indiana	L	40-45
1943		Purdue	L	35-49
1950		Minnesota	W	64-62
1954	*	Illinois	L	51-74
1956		Indiana	W	87-83
1961		Michigan	W	50-46
1965	*	Purdue	W	111-85
1967		Purdue	L	73-86
1971	*	Purdue	L	85-87
1982		Michigan	L	58-68
1985		Wisconsin	L	53-54
1986	*	Wisconsin	W	101-48
1988		Minnesota	W	107-86
1993		Northwestern	W	75-63
1997	*	Michigan	W	80-75

2/25 (16-11)

1913		Iowa State	W	21-13
1924	*	Michigan	L	25-27
1930	*	St. Louis	L	24-31
1933	*	Ohio State	W	37-29
1935		Michigan	W	37-25
1946	*	Indiana	L	46-49
1950		Indiana	W	59-53
1956		Minnesota#	W	83-73
1957		Minnesota	L	81-102
1961		Minnesota	W	61-43
1962		Michigan	W	70-78
1967		Indiana#	W	75-74
1969	*	Illinois	W	74-53
1978		Michigan	L	76-82
1982	*	Wisconsin	W	79-55
1984		Minnesota	W	62-50
1992		Minnesota	W	79-64
1998		Northwestern	W	75-55

2003		Ohio State	W	71-64
2004	*	Illinois	L	59-78
2006		Illinois	L	59-71
2009		Michigan State	L	54-62
2010		Northwestern	L	57-74
2014		Minnesota	L	89-95
2015	*	Illinois	W	68-60
2017		Maryland	W	83-69
2018	*	Northwestern	W	77-70

2/29 (3-3)

1912	*	Northern Iowa	W	21-16
1924		Illinois	L	19-38
1932		Chicago	W	46-28
1936		Purdue	L	38-54
1964		Minnesota	L	63-70
2012		Nebraska	W	62-53

3/3 (20-11)

1902		Minnesota A.C.	L	20-24
1906	*	Coe	W	70-12
1914		Cornell	W	20-13
1923		Michigan	W	20-18
1924		Purdue	W	40-31
1925	*	Wisconsin	L	23-25
1926	*	Ohio State	W	18-17
1934		Wisconsin	L	32-35
1941	*	Minnesota	W	46-39
1944	*	Northwestern	W	45-39
1945	*	Illinois	W	43-37
1951		Michigan State	W	65-52
1956	*	Illinois	W	96-72
1958		Purdue	L	59-65
1962		Illinois	W	88-78
1970	*	Ohio State	W	113-92
1973	*	Indiana	L	64-80
1975	*	Northwestern##	W	65-58
1976	*	Purdue	L	78-94
1977		Northwestern	W	78-60
1979	*	Northwestern	W	95-64
1983	*	Northwestern	W	63-50
1985	*	Indiana	W	70-50
1988		Michigan State	W	103-87
2001	*	Wisconsin	L	57-59
2004		Northwestern	L	49-51
2007	*	Illinois	W	60-53
2009	*	Ohio State	L	58-60
2010		Wisconsin	L	40-67
2012	*	Northwestern	L	66-70
2015		Indiana	W	77-63

3/8 (14-5)

1913		Carleton	L	20-28
1918		Indiana	W	13-11
1919	*	Northwestern	W	28-12
1924	*	Wisconsin	W	22-19
1958		Michigan	L	92-95
1969		Wisconsin	L	74-84
1975		Illinois	W	73-70
1980		North Carolina State	W	77-64
1986	*	Purdue	W	77-64
1987		Wisconsin	W	81-71
1989		Illinois	L	94-118
1993	*	Northwestern	W	56-50
1995	*	Michigan State	W	79-78
1997		Northwestern	W	75-59
2001		Northwestern	W	72-55
2002		Wisconsin	W	58-56
2003	*	Northwestern	W	77-61
2012		Illinois	W	64-61
2014	*	Illinois	L	63-66

3/11 (11-7)

1905	Northwestern	L	23-24
1908	Grinnell	L	12-26
1919	* Wisconsin	W	29-27
1921	Iowa State	L	18-26
1924	Wisconsin	L	26-36
1955	Penn State	W	82-53
1961	Northwestern	W	63-62
1967	Michigan	W	83-76
1972	* Michigan	W	95-69
1984	* Michigan State	L	44-51
1989	* Indiana	W	87-70
1992	* Northwestern	W	69-66
1998	* Georgia	L	93-100
1999	Alabama-Birmingham	W	77-64
2001	Indiana	W	63-61
2005	Michigan State	W	71-69
2006	Michigan State	W	53-48
2010	Michigan	L	52-59

**Points**

Game 49, John Johnson vs. Northwestern, 2/24/70
 Season 699, John Johnson (27.9 avg.), 1970
 Career 2,116, Roy Marble (15.8 avg.), 1986-89

Field Goals

Game 20, John Johnson vs. Northwestern, 2/24/70
 Season 289, John Johnson, 1970
 Career 787, Roy Marble, 1986-89

Field Goal Attempts

Game 33, John Johnson vs. Northwestern, 2/24/70
 33, Fred Brown vs. Indiana, 1971
 Season 535, Fred Brown, 1971
 Career 1,459, Roy Marble, 1986-89

Field Goal Percentage**(Min. of 10 FGA for single-game record)**

Game 100.0, Greg Stokes (11-11) vs. Georgia St., 12/12/84
 Season 62.2%, Les Jepsen (155-249), 1990
 Career 57.5%, Ryan Bowen (397-690), 1995-98

3-pt. Field Goals

Game 9, Chris Kingsbury vs. Long Island, 12/17/94
 9, Chris Kingsbury vs. Drake, 11/29/94
 Season 117, Chris Kingsbury, 1995
 Career **264, Jordan Bohannon, 2017-19 (active)**

3-pt. Field Goal Attempts

Game 19, Chris Kingsbury vs. Long Island, 12/17/94
 Season 297, Chris Kingsbury, 1995
 Career 713, Jeff Horner, 2003-06

3-pt. Field Goal Percentage

(Min. of 1.5 made per game)

Game 100%, Joe Wieskamp (6-6) vs. Illinois, 1/20/19
 100%, Jeff Horner (6-6) vs. Penn State, 1/31/04
 100%, Jim Bartels (6-6) at Ohio State, 1/25/95
 100%, Val Barnes (6-6) at Penn State, 2/22/93
 100%, Val Barnes (5-5) vs. Centenary, 1/4/92
 100%, Kent McCausland (5-5) vs. W. Illinois, 11/22/96
 Season 52.2%, Kent McCausland (70-134), 1997
 Career 45.3%, Kent McCausland (214-472), 1996-99

Free Throws

Game 22, Peter Jok vs. Indiana, 2/21/17
 Season 218, Reggie Evans, 2001
 Career 618, Aaron White, 2011-15

Free Throw Attempts

Game 26, Dave Gunther vs. West Virginia, 12/29/56
 Season 346, Reggie Evans, 2001
 Career 800, Aaron White, 2011-15

Consecutive Free Throws

Game 15, Andre Woolridge vs. Northwestern, 3/8/97
 Season 34, Chris Street (six games), 1/2 thru 1/16/93
34, Jordan Bohannon (15 games), 1/4 thru 2/25/18

Free Throw Percentage

(Min. of 10 FTA/game)

Game 100%, Glenn Vidnovic (13-13) vs. Purdue, 2/4/69
 100%, Peter Jok (12-12) vs. Omaha, 12/3/16
 100%, Luke Recker (12-12) vs. Kansas State, 12/22/01
 100%, Val Barnes (12-12) vs. Ohio State, 2/18/92
 100%, Roy Marble (12-12) vs. Northern Iowa, 12/6/88
 100%, Sam Williams (12-12) vs. Ohio State, 3/4/67
 100%, (11-11) on eight occasions
 (last by Luke Recker vs. Minnesota, 2/9/02)
100%, (10-10) on 15 occasions
(last by Jordan Bohannon vs. Nebraska, 1/6/19)
 Season 91.1%, Peter Jok (154-169), 2016-17
 Career 88.1%, Peter Jok (310-352), 2014-17
87.8%, Jordan Bohannon (224-255), 2017-19 (active)
 87.3%, Luke Recker (185-212), 2001-02
 86.3, Matt Gatens (346-401), 2008-12

Rebounds

Game 30, Charles Darling vs. Wisc., 3/3/52
 Season 416, Reggie Evans (11.9 avg.), 2001
 Career 990, Greg Brunner (7.8 avg), 2003-06

Assists

Game 16, Cal Wulfsberg vs. Ohio State, 1/24/76
 Season 193, Andre Woolridge (6.0 avg), 1996
 Career 612, Jeff Horner (5.0 avg), 2003-06

Blocked Shots

Game 9, Acie Earl vs. Wisconsin, 1/29/92
 Season 121, Acie Earl (4.0 avg), 1991-92
 Career 365, Acie Earl (3.1 avg), 1990-93

Steals

Game 9, Kenyon Murray vs. Ohio State, 2/18/95
 9, Acie Earl vs. Texas Southern, 12/28/93
 Season 79, Ryan Bowen (2.5 avg), 1997-98
 Career 208, Ryan Bowen (1.7 avg), 1995-98

Games Played

Career 140, Aaron White, 2011-15

Overall Wins By Senior Class

1989.....97
 1988.....95
 2016.....89
 1983.....87
 1998.....86
 2015.....85
 1982.....85

Home Wins By Senior Class

2015.....59
 2016.....58
 2017.....55
 1988.....54
 2008.....54
 2009.....54



Points

Game	126 vs. Morgan State, 11/25/94
	126 at Oral Roberts, 12/30/87
Half	77 at Michigan, 2/3/88
Season	3,181 (93.6 avg.) in 1988
Average per Game	98.7 (2,467 in 25 games) in 1970

Field Goals

Game	52 (98 att.) vs. Notre Dame, 3/14/70
Season	1,141 (2,160 att.) in 1988

Field Goal Attempts

Game	127 vs. Augustana, 12/1/45
Season	2,194 (1,140 made) in 1987

Field Goal Percentage

Game	69.8 (37-53) vs. Northeastern, 11/30/86
Season	52.8 (1,141-2,160) in 1988

3-pt. Field Goals

Game	19 (42 att.) vs. Savannah State, 12/22/18
Big Ten Game	16 (26 att.) at Maryland, 2/25/17
Season	300 (791 att.) in 2017

3-pt. Field Goal Attempts

Game	43 (18 made) vs. Savannah State, 11/13/16
Season	791 (300 made) in 2017

3-pt. Field Goal Percentage (min. 10 att.)

Game	75.0 (15-20) vs. Northwestern, 1/3/98
	75.0 (9-12) vs. Northwestern, 3/5/87
Season	41.9 (44-105) in 1983

Free Throws

Game	41 (43 att.) vs. Drake, 12/22/69
Season	753 (1,068 att.) in 2001
Consecutive	25 vs. Drake, 1969

Free Throw Attempts

Game	61 (made 37) vs. Long Beach St., 12/4/93
Season	1,068 (made 753) in 2001

Free Throw Percentage

Game	100% (20-20) vs. W. Illinois, 11/19/04
	95.6 (22-23) vs. DePaul, 3/15/95
Season	78.0 (549-704) in 1970

Rebounds

Game	77 vs. UM-Duluth, 12/30/72
Season	1,508 in 1987 (43.1 avg.)
Average	51.5 (1134 in 22 games) in 1951

Assists

Game	34 vs. Northern Illinois, 12/29/17
	34 vs. George Mason, 12/1/84
Season	602 in 2017 and 2018

Blocked Shots

Game	13 vs. Illinois, 3/5/13
Season	183 in 2013

Steals

Game	23 vs. Northern Iowa, 12/7/94
	23 vs. Northwestern, 2/22/86
Season	365 in 1995

Fewest Turnovers (since 1980)

Season	339 (10.3 per game) in 2015-16
--------	--------------------------------

Iowa's Biggest Comebacks

- ** vs. Gardner-Webb (Nov. 17, 2012): Trained 38-15 (23 points) with 13 seconds left in first half; won 65-56
- ** at Illinois (Jan. 14, 1987): Trained 61-39 (22 points) with approximately 16 minutes remaining; won 91-88 in OT
- **at Illinois (Jan. 11, 2018): Trained 49-29 (20 points) with 3:53 remaining in the first half; won 104-97 (OT)
- **at Purdue (Jan. 2, 2016): Trained 37-18 (19 points) with 2:21 remaining in the first half; won 70-63

- ** at Kansas (Dec. 8, 1988): Trained 59-41 (18 points) with 12:52 left in the second half; won 85-81
- ** at Michigan State (Jan. 28, 1993): Trained by 17 points with 5:32 left; won 96-90 in OT
- ** vs. George Washington (March 15, 1996): Trained 73-56 (17 points) with 8:21 remaining, won 81-79 in regulation (NCAA Tournament game)
- ** vs. Northwestern (Feb. 10, 2019): Trained 72-57 (15 points) with 4:15 remaining, won 80-79 in regulation


Points

1. 49..... John Johnson vs. Northwestern, 2/24/70
2. 46..... John Johnson vs. UW-Milwaukee, 12/7/68
3. 43..... Dick Ives vs. Chicago, 2/5/44
4. 42..... Peter Jok vs. Memphis, 11/26/16
- 42..... Bruce King vs. Pittsburgh, 12/30/76
6. 40..... Rick Williams vs. South Carolina, 1/22/72
7. 39..... Sam Williams vs. Northwestern, 1/21/67
- 39..... Don Nelson vs. Wisconsin, 1/6/62
9. 38..... John Johnson vs. Ohio State, 2/21/70
- 38..... Chris Pervall vs. Illinois, 3/6/65

Field Goals

1. 20..... John Johnson vs. Northwestern, 2/24/70
2. 19..... John Johnson vs. UW-Milwaukee, 12/7/68
3. 17..... Bruce King vs. Michigan, 1/31/76
4. 16..... John Johnson vs. Ohio State, 3/30/70
- 16..... John Johnson vs. Ohio State, 2/21/70
6. 15..... seven times (last by Roy Marble vs. Mich., 3/4/89)

Field Goal Attempts

1. 33..... Fred Brown vs. Indiana, 3/6/71
- 33..... John Johnson vs. Northwestern, 2/24/70
- 33..... Murray Wier vs. Illinois, 2/9/48
4. 32..... Fred Brown vs. Michigan, 2/9/71
- 32..... Charles Darling vs. Indiana, 1/21/52
- 32..... Murray Wier vs. Northwestern, 2/2/48
7. 31..... six times (last by J. Johnson vs. N. Dame, 3/14/70)

3-pt. Field Goals

1. 9..... Chris Kingsbury vs. Long Island, 12/17/94
- 9..... Chris Kingsbury vs. Drake, 11/29/94
3. 8..... **Jordan Bohannon at Maryland, 2/25/17**
- 8..... Peter Jok vs. Memphis, 11/26/16
- 8..... Devan Bawinkel vs. Ohio State, 3/3/09
- 8..... Justin Johnson vs. Ohio State, 2/2/08
- 8..... Justin Johnson vs. Indiana, 1/2/08
8. 7..... **on 14 occasions (last by Jordan Bohannon vs. Northwestern, 2/25/18)**

3-pt. Field Goal Attempts

1. 19..... Chris Kingsbury vs. Long Island, 12/17/94
2. 15..... **Jordan Bohannon at Notre Dame, 11/29/16**
- 15..... Justin Johnson vs. LA-Monroe, 12/30/07
4. 14..... **Jordan Bohannon vs. Savannah State, 12/22/18**
- 14..... **Jordan Bohannon vs. Northwestern, 2/25/18**
- 14..... Anthony Tucker vs. Virginia Tech, 12/1/09
- 14..... Adam Haluska vs. Citadel, 11/13/06
- 14..... Chris Kingsbury vs. Wisconsin, 1/13/96
8. 13..... on 13 occasions (last by Devan Bawinkel vs. Ohio State, 3/3/09)

Free Throws

1. 22..... Peter Jok vs. Indiana, 2/21/17
2. 21..... Don Nelson vs. Indiana, 2/17/62
3. 18..... Bruce King vs. Pittsburgh, 12/30/76
4. 17..... Dave Gunther vs. West Virginia, 12/29/56
5. 16..... Adam Haluska vs. Northwestern, 2/15/07
- 16..... Reggie Evans vs. Purdue, 2/21/01
- 16..... Andre Woolridge vs. Northwestern, 3/8/97
- 16..... B.J. Armstrong vs. Florida State, 3/18/88
- 16..... Charles Darling vs. Minnesota, 1/19/52
20. 15..... Glenn Vidnovic vs. Indiana, 1/31/70

Free Throw Attempts

1. 26..... Dave Gunther vs. West Virginia, 12/29/56
2. 25..... Don Nelson vs. Indiana, 2/17/62
3. 23..... Peter Jok vs. Indiana, 2/21/17
- 23..... Bruce King vs. Pittsburgh, 12/30/76
5. 22..... Reggie Evans vs. Purdue, 2/21/01
6. 21..... Don Nelson vs. Indiana, 2/17/62
- 21..... Charles Darling vs. Minnesota, 1/19/52
8. 20..... B.J. Armstrong vs. Florida State, 3/18/88
- 20..... Don Nelson vs. Wisconsin, 1/4/60
- 20..... Nolden Gentry vs. Texas Tech, 12/13/58
11. 19..... Roy Devyn Marble vs. Northern Iowa, 12/15/12
- 19..... Reggie Evans at Kansas State, 12/23/00
- 19..... Acie Earl vs. Iowa State, 12/14/92
- 19..... Dave Roach vs. St. Louis, 12/9/63

Rebounds

1. 30..... Charles Darling vs. Wisconsin, 3/3/52
2. 25..... Frank Allen vs. California, 12/28/60
- 25..... Charles Darling vs. Purdue, 1/6/51
4. 23..... Greg Brunner vs. Minnesota, 1/18/06
- 23..... Kevin Kunnert vs. Drake, 12/27/72
- 23..... Kevin Kunnert vs. Illinois, 3/7/72
- 23..... John Johnson vs. Northwestern, 2/11/69
- 23..... John Johnson vs. Cal-Poly, 11/30/68
- 23..... Tom Harris vs. California, 12/28/60
- 23..... Nolden Gentry vs. Michigan, 1/4/58
- 23..... Bill Logan vs. Michigan, 2/26/55

Assists

1. 16..... Cal Wulfsberg vs. Ohio State, 1/24/76
2. 15..... B.J. Armstrong vs. Minnesota, 2/18/89
3. 14..... Ronnie Lester vs. Northwestern, 2/16/78
4. 13..... **Jordan Bohannon vs. TCU, 3/19/17**
- 13..... Cal Wulfsberg vs. Michigan, 1/31/76
6. 12..... Mike Gesell vs. Minnesota, 2/14/16
- 12..... Mike Gesell vs. Coppin State, 11/15/15
- 12..... Dean Oliver vs. Chicago State, 11/14/97
- 12..... Kevin Smith vs. Centenary, 1/4/92
- 12..... B.J. Armstrong vs. Georgia, 12/3/88
- 12..... B.J. Armstrong vs. Ohio State, 2/13/89
- 12..... Cal Wulfsberg vs. Drake, 12/21/76

Blocked Shots

1. 9..... Acie Earl vs. Wisconsin, 1/29/92
2. 8..... Acie Earl at Drake, 1/4/93
- 8..... Acie Earl vs. Duke, 3/21/92
- 8..... Acie Earl vs. Louisiana Tech, 12/7/91
- 8..... Acie Earl vs. Maryland-Eastern Shore, 11/23/91
- 8..... Acie Earl vs. Northern Iowa, 12/4/90
7. 7..... Gabriel Olaseni vs. Illinois, 3/5/13
- 7..... Melsahn Basabe vs. Iowa State, 12/10/10
- 7..... Ereik Hansen vs. Fairfield, 12/2/05
- 7..... Ereik Hansen vs. St. Louis, 12/31/04
- 7..... Ereik Hansen vs. Iowa State, 12/10/04
- 7..... Acie Earl vs. Michigan State, 2/27/93

Steals

1. 9..... Kenyon Murray vs. Ohio State, 2/18/95
- 9..... Acie Earl vs. Texas Southern, 12/28/92
3. 8..... Bill Jones vs. Dartmouth, 1/23/88
4. 7..... Eric May vs. SIU-Edwardsville, 11/26/10
- 7..... Jeff Horner vs. Western Illinois, 11/19/04
- 7..... Brody Boyd vs. Northern Illinois, 12/6/03
- 7..... Ryan Bowen vs. Northwestern, 1/3/98
- 7..... Andre Banks vs. Northwestern, 2/22/86
9. 6..... **12 times (last by Jordan Bohannon vs. Pitt, 11/27/18)**

Note -- Players listed in boldface are current players.



Points

1.	699.....	John Johnson (27.9 avg.), 1970
2.	675.....	Roy Marble (20.5 avg.), 1989
3.	662.....	Fred Brown (27.6 avg.), 1971
4.	645.....	Andre Woolridge (20.2 avg.), 1997
5.	638.....	Greg Stokes (19.9 avg.), 1985
6.	637.....	Adam Haluska (20.5 avg.), 2007
7.	636.....	Peter Jok (19.9 avg.), 2017
8.	632.....	Sam Williams (25.3 avg.), 1968
9.	624.....	Jarrod Uthoff (18.9 avg.), 2016
10.	604.....	Ed Horton (18.3 avg.), 1989
11.	600.....	Luke Recker (17.1 avg.), 2002

Field Goals

1.	289.....	John Johnson, 1970
2.	268.....	Fred Brown, 1971
3.	262.....	Greg Stokes, 1985
4.	254.....	Scott Thompson, 1976
5.	250.....	Ed Horton, 1989
6.	241.....	Roy Marble, 1989
	241.....	Bruce King, 1976
8.	219.....	Greg Stokes, 1983
	219.....	Sam Williams, 1968
10.	218.....	Jarrod Uthoff, 2016

Field Goal Attempts

1.	535.....	Fred Brown, 1971
2.	517.....	Scott Thompson, 1976
3.	508.....	John Johnson, 1970
4.	489.....	Charles Darling, 1952
5.	487.....	Jarrod Uthoff, 2016
6.	479.....	Greg Stokes, 1985
7.	477.....	Bruce King, 1976
8.	475.....	Sam Williams, 1968
9.	472.....	Andre Woolridge, 1997
10.	467.....	Peter Jok, 2017

3-pt. Field Goals

1.	117.....	Chris Kingsbury, 1995
2.	96.....	Jordan Bohannon, 2018
3.	93.....	Justin Johnson, 2008
4.	92.....	Luke Recker, 2002
5.	90.....	Adam Haluska, 2007
6.	89.....	Jordan Bohannon, 2017
7.	86.....	Jeff Horner, 2005
8.	84.....	Peter Jok, 2017
9.	80.....	Peter Jok, 2016
10.	79.....	Jordan Bohannon, 2019
11.	75.....	Matt Gatens, 2012
12.	74.....	Kent McCausland, 1998

3-pt. Field Goal Attempts

1.	297.....	Chris Kingsbury, 1995
2.	269.....	Justin Johnson, 2008
3.	248.....	Adam Haluska, 2007
4.	223.....	Jordan Bohannon, 2018
	223.....	Luke Recker, 2002
6.	221.....	Peter Jok, 2017
7.	214.....	Jordan Bohannon, 2017
8.	211.....	Jeff Horner, 2005
	211.....	Chris Kingsbury, 1996
10.	206.....	Jordan Bohannon, 2019
11.	201.....	Jeff Horner, 2006

Free Throws

1.	218.....	Reggie Evans, 2001
2.	195.....	Aaron White, 2015
3.	194.....	Sam Williams, 1968
4.	193.....	Aaron White, 2013
5.	187.....	Reggie Evans, 2002
6.	186.....	Don Nelson, 1962
7.	178.....	Sam Williams, 1966
8.	176.....	Don Nelson, 1961
9.	172.....	Roy Marble, 1989
10.	167.....	Adam Haluska, 2007

Free Throw Attempts

1.	346.....	Reggie Evans, 2001
2.	302.....	Reggie Evans, 2002
3.	268.....	Don Nelson, 1961
4.	265.....	Sam Williams, 1968
5.	264.....	Don Nelson, 1962
6.	258.....	Aaron White, 2013
7.	243.....	Acie Earl, 1992
8.	238.....	Aaron White, 2015
9.	242.....	Acie Earl, 1991
10.	232.....	Sam Williams, 1966

Rebounds

1.	416.....	Reggie Evans (12.8 avg.), 2001
2.	387.....	Charles Darling (17.6 avg.), 1951
3.	378.....	Reggie Evans (11.1 avg.), 2002
4.	353.....	Kevin Kunnert (14.7 avg.), 1972
5.	350.....	Ed Horton (10.6 avg.), 1989
6.	334.....	Kevin Kunnert (13.9 avg.), 1973
7.	332.....	Bruce King (13.3 avg.), 1977
8.	314.....	Greg Brunner (9.2 avg.), 2006
9.	286.....	Acie Earl (8.9 avg.), 1993
10.	285.....	Don Nelson (11.9 avg.), 1962

Assists

1.	205.....	Mike Gesell (6.2 avg.), 2016
2.	193.....	Andre Woolridge (6.0 avg.), 1996
3.	192.....	Andre Woolridge (6.0 avg.), 1997
4.	191.....	Cal Wulfsberg (6.6 avg.), 1976
5.	190.....	Andre Woolridge (5.8 avg.), 1995
6.	182.....	Bryce Cartwright (5.9 avg.), 2011
7.	180.....	Jeff Horner (5.5 avg.), 2005
8.	178.....	Jordan Bohannon (5.4 avg.), 2018
9.	175.....	Jordan Bohannon (5.1 avg.), 2017
10.	173.....	B.J. Armstrong (5.4 avg.), 1989
11.	169.....	Jeff Horner (5.6 avg.), 2006

Blocked Shots

1.	121.....	Acie Earl (4.0 avg.), 1992
2.	106.....	Acie Earl (3.3 avg.), 1991
3.	89.....	Erek Hansen (2.6 avg.), 2006
4.	88.....	Acie Earl (2.8 avg.), 1993
5.	86.....	Jarrod Uthoff (2.6 avg.), 2016
6.	83.....	Erek Hansen (2.6 avg.), 2005
7.	79.....	Greg Stokes (2.5 avg.), 1983
8.	62.....	Greg Stokes (1.9 avg.), 1985
9.	58.....	Greg Stokes (2.1 avg.), 1984
10.	56.....	Jarrod Uthoff (1.6 avg.), 2015

Steals

1.	79.....	Ryan Bowen (2.5 avg.), 1998
2.	72.....	Bill Jones (2.1 avg.), 1988
3.	70.....	Jim Bartels (2.1 avg.), 1995
4.	68.....	Brody Boyd (2.3 avg.), 2004
5.	66.....	Andre Banks (2.1 avg.), 1986
	66.....	Steve Carfino (2.4 avg.), 1984
7.	62.....	Dean Oliver (2.1 avg.), 2000
8.	61.....	B.J. Armstrong (1.8 avg.), 1988
9.	60.....	Roy Marble (1.8 avg.), 1988
	60.....	Roy Devyn Marble (1.8 avg.), 2014



Points

1.	2,116	Roy Marble, 1986-89
2.	1,859	Aaron White, 2011-15
3.	1,779	Acie Earl, 1990-93
4.	1,768	Greg Stokes, 1982-85
5.	1,705	B.J. Armstrong, 1986-89
6.	1,694	Roy Devyn Marble, 2011-14
7.	1,675	Ronnie Lester, 1977-80
8.	1,635	Matt Gatens, 2009-12
9.	1,611	Jess Settles, 1994-97, 1999
10.	1,578	Adam Haluska, 2005-07

Field Goals

1.	787	Roy Marble, 1986-89
2.	705	Greg Stokes, 1982-85
3.	642	Acie Earl, 1990-93
4.	622	Ronnie Lester, 1977-80
5.	590	Aaron White, 2011-15
6.	583	B.J. Armstrong, 1986-89
7.	581	Jess Settles, 1994-99
8.	573	Bruce King, 1975-77
9.	564	Roy Devyn Marble, 2011-14
10.	560	Ed Horton, 1986-89

Field Goal Attempts

1.	1,459	Roy Marble, 1986-89
2.	1,359	Roy Devyn Marble, 2011-14
3.	1,321	Ronnie Lester, 1977-80
4.	1,294	Greg Stokes, 1982-85
5.	1,265	Acie Earl, 1990-93
6.	1,264	Matt Gatens, 2009-12
7.	1,213	Dean Oliver, 1998-01
8.	1,205	James Moses, 1989-92
9.	1,195	Bruce King, 1975-77
10.	1,191	Peter Jok, 2014-17

3-pt. Field Goals

1.	264	Jordan Bohannon, 2017-19 (active)
2.	262	Jeff Horner, 2003-06
3.	239	Matt Gatens, 2009-12
4.	226	Chris Kingsbury, 1994-96
5.	216	Peter Jok, 2014-17
6.	214	Kent McCausland, 1996-99
7.	212	Adam Haluska, 2005-07
8.	193	Brody Boyd, 2001-04
9.	161	Dean Oliver, 1998-01
10.	139	Luke Recker, 2001-02
11.	138	Justin Johnson, 2007-08

3-pt. Field Goal Attempts

1.	713	Jeff Horner, 2003-06
2.	652	Matt Gatens, 2009-12
3.	645	Chris Kingsbury, 1994-96
4.	643	Jordan Bohannon, 2017-19 (active)
5.	582	Adam Haluska, 2005-07
6.	571	Peter Jok, 2014-17
7.	544	Brody Boyd, 2001-04
8.	472	Kent McCausland, 1996-99
9.	465	Dean Oliver, 1998-01
10.	396	Roy Devyn Marble, 2011-14

Free Throws

1.	619	Aaron White, 2011-15
2.	516	Roy Marble, 1986-89
3.	493	Acie Earl, 1990-93
4.	468	Dean Oliver, 1998-01
5.	462	Don Nelson, 1960-62
6.	432	Roy Devyn Marble, 2011-14
7.	431	Ronnie Lester, 1977-80
8.	405	Reggie Evans, 2001-02
9.	403	B.J. Armstrong, 1986-89
10.	384	Adam Haluska, 2005-07

Free Throw Attempts

1.	800	Aaron White, 2011-14
2.	725	Acie Earl, 1990-93
3.	707	Roy Marble, 1986-89
4.	687	Don Nelson, 1960-62
5.	648	Reggie Evans, 2001-02
6.	621	Dean Oliver, 1998-01
7.	595	Roy Devyn Marble, 2011-14
8.	566	Greg Brunner, 2003-06
9.	557	Ronnie Lester, 1977-80
10.	554	Greg Stokes, 1982-85

Rebounds

1.	990	Greg Brunner (7.8 avg.), 2003-06
2.	914	Kevin Kunnert (12.7 avg.), 1971-73
3.	901	Aaron White, (6.4 avg.), 2011-15
4.	877	Ed Horton (6.6 avg.), 1986-89
5.	857	Michael Payne (7.3 avg.), 1982-85
6.	852	Bruce King (10.7 avg.), 1975-77
7.	811	Acie Earl (7.0 avg.), 1990-93
8.	807	Greg Stokes (6.7 avg.), 1982-85
9.	804	Ryan Bowen (6.7 avg.), 1995-98
10.	794	Reggie Evans (11.5 avg.), 2001-02

Assists

1.	612	Jeff Horner (5.0 avg.), 2003-06
2.	575	Andre Woolridge (5.9 avg.), 1995-97
3.	561	Dean Oliver (4.5 avg.), 1998-01
4.	557	Mike Gesell (4.16 avg.), 2012-16
5.	517	B.J. Armstrong (4.0 avg.), 1986-89
6.	480	Ronnie Lester (4.8 avg.), 1977-80
7.	471	Jordan Bohannon (5.3 avg.), 2017-19 (active)
8.	397	Roy Devyn Marble (2.9 avg.), 2011-14
9.	358	Mon'ter Glasper (2.9 avg.), 1993-96
10.	352	Kenny Arnold (3.2 avg.), 1979-82

Blocked Shots

1.	365	Acie Earl (3.1 avg.), 1990-93
2.	229	Greg Stokes (1.9 avg.), 1982-85
3.	212	Erek Hansen (2.4 avg.), 2004-06
4.	177	Jarrod Uthoff (1.8 avg.), 2013-16
5.	148	Melsahn Basabe (1.1 avg.), 2011-14
6.	141	Gabriel Olaseni (1.2 avg.), 2011-15
7.	124	Ryan Bowen (1.0 avg.), 1995-98
8.	121	Nicholas Baer (0.9 avg.), 2016-19
9.	120	Michael Payne (1.0 avg.), 1982-85
10.	104	Greg Brunner (0.8 avg.), 2003-06

Steals

1.	208	Ryan Bowen (1.7 avg.), 1995-98
2.	205	Dean Oliver (1.6 avg.), 1998-01
3.	200	Kenyon Murray (1.6 avg.), 1993-96
4.	183	Roy Marble (1.4 avg.), 1986-89
5.	182	Steve Carfino (1.6 avg.), 1981-84
6.	178	B.J. Armstrong (1.4 avg.), 1986-89
7.	176	Roy Devyn Marble (1.3 avg.), 2011-14
8.	166	Jeff Horner (1.3 avg.), 2003-06
9.	160	Mike Gesell (1.2 avg.), 2012-16
10.	155	Jim Bartels (1.6 avg.), 1991-95

Games Played

1.	140	Aaron White, 2012-15 (consecutive)
2.	138	Adam Woodbury, 2012-16 (consecutive)
3.	137	Anthony Clemmons, 2012-16
	137	Zach McCabe, 2011-14 (consecutive)
5.	136	Roy Devyn Marble, 2011-14
	136	Melsahn Basabe, 2011-14
7.	134	Mike Gesell, 2012-16
	134	Roy Marble, 1986-89
9.	133	Eric May, 2012-13
10.	131	Ed Horton, 1986-89
	131	Jeff Moe, 1985-88

TEAM LEADERS -- SINGLE GAME

IOWA BASKETBALL



2020 MEDIA GUIDE

Points

1. 126 vs. Morgan State, 11/25/94
- 126 vs. Oral Roberts, 12/30/87
3. 124 vs. UC-Irvine, 12/5/87
4. 121 vs. Centenary, 1/4/92
- 121 vs. Notre Dame, 3/14/70
6. 119 vs. Wisconsin, 2/10/70
7. 116 vs. Savannah State, 11/13/16
- 116 vs. Northwestern, 2/9/95
- 116 vs. Northwestern, 2/24/70
- 116 vs. UW-Milwaukee, 12/7/68

Field Goals

1. 52 vs. Notre Dame, 3/14/70
2. 50 vs. Nevada-Reno, 12/9/80
3. 48 vs. Northwestern, 2/24/70
4. 47 on three occasions

Field Goal Attempts

1. 127 vs. Augustana, 12/1/45
2. 115 vs. S. Dakota State, 12/2/46
3. 108 vs. Minn.-Duluth, 12/30/72
4. 104 vs. UCLA, 12/23/50
5. 100 vs. Creighton, 12/11/48

Field Goal Percentage

1. 69.8 (37-53) vs. Northeastern, 11/30/86
2. 68.0 (34-50) vs. Illinois, 1/20/19
3. 67.5 (27-40) vs. Air Force, 12/28/04
4. 66.7 (30-45) vs. UMBC, 12/15/90
- 66.7 (28-42) vs. Ohio State, 2/18/84
6. 66.1 (37-56) at UNI, 12/10/91
- 66.1 (43-65) vs. Holy Cross, 12/27/75

3-pt. Field Goals

1. 19 vs. Savannah State, 12/22/18
2. 18 vs. Savannah State, 11/13/16
3. 16 at Maryland, 2/25/16
- 16 vs. TCU, 3/19/17
5. 15 vs. Prairie View A&M, 12/5/09
- 15 vs. Northwestern, 1/3/98
- 15 vs. Long Island, 12/17/94

3-pt. Field Goal Att.

1. 43 vs. Savannah State, 11/13/16
2. 42 vs. Savannah State, 12/22/18
3. 37 vs. Texas, 11/23/09
4. 36 at Iowa State, 12/7/17
- 36 vs. Long Island, 12/17/94
6. 35 at Notre Dame, 11/29/16
7. 34 vs. Omaha, 12/3/16
8. 33 vs. Ohio State, 1/9/08

3-pt. Field Goal Pct.

(minimum 10 att.)

1. 75.0 (15-20) vs. Northwestern, 1/3/98
- 75.0 (9-12) at Northwestern, 3/5/87
3. 73.3 (11-15) vs. So. Miss., 12/22/97
4. 71.4 (15-21) vs. Illinois, 1/20/19
5. 70.0 (7-10) vs. East Tenn. State, 3/14/91
- 70.0 (7-10) at Drake, 11/29/88
7. 68.4 (13-19) vs. Michigan, 2/4/06

Free Throws

1. 41 vs. Drake, 12/22/69
2. 40 vs. Wisconsin, 1/21/95
3. 39 vs. Indiana, 2/21/17
- 39 vs. Minnesota, 1/13/93
5. 38 vs. Nebraska-Omaha, 11/10/13
- 38 vs. South Alabama, 12/4/98
- 38 vs. Creighton, 12/21/68

Free Throw Att.

1. 61 vs. Long Beach State, 12/4/93
2. 53 vs. Drake, 11/30/93
3. 52 vs. Wisconsin, 1/21/95
4. 51 vs. UC-Santa Barbara, 12/2/89
5. 50 vs. Missouri, 12/16/00

Free Throw Pct.

(minimum 10 att.)

1. 100.0 (20-20) vs. W. Illinois, 11/19/04
- 100.0 (18-18) vs. Indiana, 1/14/79
- 100.0 (15-15) at Virginia, 3/27/13
- 100.0 (13-13) at Purdue, 12/28/16
- 100.0 (12-12) at Purdue, 2/7/49
6. 95.6 (22-23) vs. DePaul, 3/15/95

Rebounds

1. 77 vs. Minn.-Duluth, 12/30/72
2. 76 at California, 12/28/60
- 76 vs. Ohio State, 2/14/55
4. 75 vs. Purdue, 1/6/51
5. 74 vs. American-Puerto Rico, 12/20/92
- 74 vs. Cal-Poly, 11/30/68

Assists

1. 34 vs. Northern Illinois, 12/29/17
- 34 vs. George Mason, 12/1/84
3. 33 vs. Savannah State, 11/13/16
4. 32 vs. Central Arkansas, 12/19/11
- 32 vs. Nevada-Reno, 12/9/80
6. 31 vs. Coppin State, 11/15/15
- 31 vs. Morgan State, 11/25/94
8. 30 vs. Savannah State, 12/22/18
- 30 vs. Central Conn. St., 1/2/93
- 30 vs. Centenary, 1/4/92

Blocked Shots

1. 14 vs. Drake, 12/19/15
- 13 vs. Illinois, 3/5/13
2. 12 vs. Northern Illinois, 11/26/14
- 12 vs. UNC Wilmington, 11/8/13
- 12 vs. St. Louis, 12/31/04
- 12 vs. UNC Greensboro, 12/4/04
- 12 vs. North Carolina, 11/24/04
7. 11 vs. Fairfield, 12/2/05
- 11 at Minnesota, 2/23/05
- 11 at Drake, 1/4/93

Steals

1. 23 vs. Northern Iowa, 12/7/94
- 23 vs. Northwestern, 2/22/86
3. 21 vs. Morgan State, 11/25/94
- 21 vs. Drake, 11/30/93
5. 19 vs. SIU-Edwardsville, 11/26/10
- 19 vs. Bucknell, 12/28/97
- 19 vs. Ohio State, 1/10/96
- 19 vs. Drake, 12/3/91
- 19 vs. Morehead State, 11/28/84

TEAM LEADERS -- SEASON

Wins

1. 30 in 1987
2. 25 in 2013
- 25 in 2006
4. 24 in 1988
5. 23 in 2001
- 23 in 1996
- 23 in 1989
- 23 in 1980

Winning Percentage

1. 94.4 (17-1) in 1945
2. 86.7 (13-2) in 1923
3. 86.4 (19-3) in 1952
4. 85.7 (30-5) in 1987
5. 83.3 (10-2) in 1902

Points

1. 3,181 in 1988
2. 3,055 in 1987
3. 2,957 in 1989
4. 2,757 in 1995
5. 2,740 in 2019
6. 2,689 in 2014

Scoring Average

1. 98.7 in 1970
2. 93.6 in 1988
3. 89.6 in 1989
4. 87.3 in 1987

Field Goals

1. 1,141 in 1988
2. 1,140 in 1987
3. 1,092 in 1989

Field Goal Att.

1. 2,194 in 1987
2. 2,160 in 1988
3. 2,156 in 2013
4. 2,122 in 2017

Field Goal Pct.

1. 52.8 in 1988
2. 52.3 in 1970
3. 52.0 in 1987

3-pt. Field Goals

1. 300 in 2017
2. 285 in 2019
3. 274 in 1995
4. 269 in 2016
5. 258 in 2009

3-pt. Field Goal Att.

1. 791 in 2017
2. 782 in 2019
3. 753 in 2010
4. 743 in 1995

3-pt. Field Goal Pct.

1. 41.9 in 1983
2. 41.5 in 1988
3. 40.6 in 1991

Free Throws

1. 753 in 2001
2. 711 in 1988
3. 660 in 2014
4. 655 in 2013
5. 647 in 1989

Free Throw Attempts

1. 1,068 in 2001
2. 996 in 1988
3. 929 in 1987
4. 919 in 1989

Free Throw Pct. (min. 500 att.)

1. 78.0 in 1970
2. 77.1 in 1969
3. 74.7 in 1971
4. 74.4 in 2015
- 74.4 in 2007

Rebounds

1. 1,508 in 1987
2. 1,484 in 2013
3. 1,370 in 1993
4. 1,367 in 1989

Rebounding Average

1. 51.5 in 1951
2. 49.4 in 1973
3. 48.4 in 1972

Assists

1. 602 in 2018
- 602 in 2017
3. 600 in 1988
- 600 in 1985
5. 581 in 1987

Blocked Shots

1. 183 in 2013
2. 174 in 2005
3. 167 in 2006
4. 165 in 1993
5. 164 in 2014

Steals

1. 365 in 1995
2. 329 in 1988
3. 315 in 1998

**40-Plus Point Games**

Player	Pts	Opponent	Date
John Johnson	49	Northwestern	2/24/70
John Johnson	46	Milwaukee	12/7/68
Dick Ives	43	Chicago	2/5/44
Bruce King	42	Pittsburgh	12/30/76
Peter Jok	42	vs. Memphis	11/26/16
Rick Williams	40	South Carolina	1/22/72

30-Plus Point Games

Player	Pts	Opponent	Date
Don Nelson	39	at Wisconsin	1/6/62
Sam Williams	39	at Northwestern	1/21/67
Chris Pervall	38	Illinois	3/6/65
John Johnson	38	at Ohio State	2/21/70
Dick Ives	37	Western Illinois	12/15/43
Dave Gunther	37	Ohio State	2/21/59
Don Nelson	37	at Indiana	2/17/62
Sam Williams	37	at Stanford	12/23/67
John Johnson	37	Ohio State	3/3/70
Fred Brown	37	Purdue	2/20/71
Roy Marble	37	at Illinois	3/8/89
Bill Logan	36	vs. Temple	3/22/56
Dave Gunther	36	vs. Wyoming	12/27/58
Don Nelson	36	Northwestern	1/8/62
John Johnson	36	Michigan State	2/14/70
Fred Brown	36	Illinois	2/2/71
Bruce King	36	at Michigan	1/31/76
Bruce King	36	Michigan State	2/7/77
Acie Earl	36	Wisconsin	3/10/93
Rob Griffin	36	Penn State	3/4/00
Adam Haluska	36	Georgia State	12/20/06
Dave Gunther	35	Washington	12/20/58
Don Nelson	35	Wisconsin	3/10/62
Sam Williams	35	Illinois	2/6/67
Fred Brown	35	Ohio State	1/9/71
Fred Brown	35	at Northwestern	1/30/71
Fred Brown	35	Michigan	3/9/71
Rick Williams	35	at Michigan	1/25/72
Greg Stokes	35	George Mason	12/1/84
B.J. Armstrong	35	vs. Florida State	3/18/88
B.J. Armstrong	35	vs. Rutgers	3/18/89
Peter Jok	35	Indiana	2/21/17

Murray Wier	34	Illinois	2/9/48
Charles Darling	34	Minnesota	1/19/52
Charles Darling	34	Wisconsin	3/3/52
Carl Cain	34	Kentucky	3/17/56
Dave Gunther	34	vs. Oregon State	12/29/58
Don Nelson	34	Arizona	12/19/60
Don Nelson	34	Michigan State	1/14/61
Sam Williams	34	at Minnesota	3/4/68
John Johnson	34	at Michigan	1/6/70
Kevin Kunnert	34	at Indiana	2/19/72
Andre Woolridge	34	at Northwestern	3/8/97
Adam Haluska	34	at Minnesota	2/7/07
Peter Jok	34	at Nebraska	1/5/17
Don Nelson	33	at Evansville	12/1/60
Sam Williams	33	at Michigan State	1/23/68
John Johnson	33	at Minnesota	3/4/69
John Johnson	33	at Cincinnati	12/18/69
John Johnson	33	at Hawai'i	12/30/69
John Johnson	33	Minnesota	2/3/70
John Johnson	33	at Indiana	2/7/70
Fred Brown	33	at Bowling Green	12/14/70
Rick Williams	33	at Michigan State	2/26/72
Greg Stokes	33	at Wisconsin	2/23/83
Val Barnes	33	at Penn State	2/22/93
Adam Haluska	33	Indiana	2/3/07
Matt Gatens	33	Wisconsin	2/23/12
Peter Jok	33	Omaha	12/3/16
Dave Danner	32	Chicago	2/5/44
Frank Calsbeek	32	Indiana	1/14/50
Bill Logan	32	Michigan	1/11/54
Don Nelson	32	at Illinois	3/3/62
Dave Roach	32	Saint Louis	12/9/63
George Peeples	32	Purdue	2/20/65
Gerry Jones	32	at Minnesota	2/20/67
Sam Williams	32	vs. Saint Louis	12/30/67
Sam Williams	32	Ohio State	1/13/68
John Johnson	32	at Northwestern	3/7/70
Fred Brown	32	Creighton	12/4/70
Fred Brown	32	at Drake	12/12/70
Rick Williams	32	Illinois	2/15/72
Kevin Kunnert	32	at Northwestern	2/19/73
Candy LaPrince	32	at Michigan State	1/21/74
Chad Calabria	32	Purdue	2/11/74
Jim Collins	32	Purdue	2/11/74
Bruce King	32	Illinois	1/3/76
Roy Marble	32	Michigan	2/9/89
Ed Horton	32	vs. N.C. State	3/19/89
Ray Thompson	32	at Iowa State	12/7/89
Acie Earl	32	at Iowa State	12/14/91
Chris Kingsbury	32	Northwestern	2/9/95
Andre Woolridge	32	Missouri	12/21/96
Jeff Horner	32	at Purdue	2/1/06
Jarrod Uthoff	32	at Iowa State	12/10/15
Isaiah Moss	32	at Minnesota	2/21/18



Charles Darling	31	at Indiana	1/21/52
Charles Darling	31	Butler	2/4/52
Dave Gunther	31	at Indiana	1/17/59
John Johnson	31	at Wisconsin	1/10/70
Glenn Vidnovic	31	Indiana	1/31/70
Fred Brown	31	at Minnesota	2/23/71
Kevin Kunnert	31	Ohio State	2/12/73
Larry Parker	31	VCU	11/30/74
Bruce King	31	Ohio State	1/27/77
Ronnie Lester	31	at Ohio State	1/7/78
Ronnie Lester	31	at Ohio State	2/24/79
Val Barnes	31	Iowa State	12/8/90
Acie Earl	31	UMBC	12/15/90
Acie Earl	31	vs. Butler	12/27/91
Andre Woolridge	31	Northern Iowa	12/10/96
Luke Recker	31	at Missouri	12/15/01
Adam Haluska	31	Coppin State	12/2/06
Roy Devyn Marble	31	at Oregon	3/18/12

Dave Gunther	30	at Michigan State	2/10/58
Fred Brown	30	at Michigan State	1/12/71
Scott Thompson	30	at Michigan State	1/5/76
Scott Thompson	30	at Michigan	1/31/76
Ronnie Lester	30	at Purdue	2/23/79
B.J. Armstrong	30	Wisconsin	3/10/88
Roy Marble	30	at Michigan	3/4/89
Acie Earl	30	UCLA	12/22/90
James Moses	30	Illinois	2/23/91
Chris Kingsbury	30	at Hawai'i	12/29/94
Chris Kingsbury	30	vs. Connecticut	11/24/95
Kyle Galloway	30	vs. Minnesota	3/9/00
Dean Oliver	30	vs. Michigan State	3/10/00
Reggie Evans	30	vs. Penn State	3/10/01
Reggie Evans	30	UMES	11/13/01
Adam Haluska	30	at Penn State	2/28/07
Aaron Fuller	30	Michigan	2/16/10
Matt Gatens	30	Indiana	2/19/12
Roy Devyn Marble	30	vs. Northern Iowa	12/15/12
Roy Devyn Marble	30	vs. Xavier	11/28/13
Peter Jok	30	Seton Hall	11/17/16
Jordan Bohannon	30	vs. UAB	11/22/17

Career 40-Plus Point Games

Player	Years	No.
John Johnson	1969-70	2
Dick Ives	1944-47	1
Bruce King	1975-77	1
Peter Jok	2014-17	1
Rick Williams	1972-73	1

Career 30-Plus Point Games

Player	Years	No.
John Johnson	1969-70	13
Fred Brown	1970-71	10
Don Nelson	1960-62	8
Sam Williams	1967-68	7
Dave Gunther	1957-59	6
Acie Earl	1990-93	5
Adam Haluska	2005-07	5
Peter Jok	2014-17	5
Bruce King	1975-77	5
Charles Darling	1950-52	4
Rick Williams	1972-73	4
B.J. Armstrong	1986-89	3
Chris Kingsbury	1994-96	3
Kevin Kunnert	1971-73	3
Ronnie Lester	1977-80	3
Roy Marble	1986-89	3
Roy Devyn Marble	2011-14	3
Andre Woolridge	1995-97	3
Val Barnes	1991-93	2
Reggie Eavsn	2000-02	2
Matt Gatens	2009-12	2
Dick Ives	1944-47	2
Bill Logan	1954-56	2
Greg Stokes	1982-85	2
Scott Thompson	1974-76	2
Jordan Bohannon	2017-present	1
Carl Cain	1954-56	1
Chad Calabria	1968-70	1
Frank Calsbeek	1949-51	1
Jim Collins	1972-74	1
Dave Danner	1944-47	1
Aaron Fuller	2009-10	1
Kyle Galloway	1998, 2000-01	1
Rob Griffin	2000	1
Jeff Horner	2003-06	1
Ed Horton	1986-89	1
Gerry Jones	1965, 1967	1
Candy LaPrince	1973-74	1
James Moses	1989-92	1
Isaiah Moss	2017-present	1
Dean Oliver	1998-2000	1
Larry Parker	1973-76	1
George Peeples	1964-66	1
Chris Pervall	1965-66	1
Luke Recker	2001-02	1
Dave Roach	1962-64	1
Ray Thompson	1989-90	1
Jarrood Uthoff	2014-16	1
Glenn Vidnovic	1968-70	1
Murray Wier	1945-48	1



B.J. Armstrong (1986-89)

30	Wisconsin	3/10/88
35	vs. Florida State	3/18/88
35	vs. Rutgers	3/18/89

Val Barnes (1991-93)

31	Iowa State	12/8/90
33	at Penn State	2/22/93

Jordan Bohannon (2017-present)

30	vs. UAB	11/22/17
----	---------	----------

Fred Brown (1970-71)

32	Creighton	12/4/70
32	at Drake	12/12/70
33	at Bowling Green	12/14/70
35	Ohio State	1/9/71
30	at Michigan State	1/12/71
35	at Northwestern	1/30/71
36	Illinois	2/2/71
31	at Minnesota	2/23/71
37	Purdue	2/20/71
35	Michigan	3/9/71

Carl Cain (1954-56)

34	Kentucky	3/17/56
----	----------	---------

Chad Calabria (1968-70)

32	Purdue	2/11/74
----	--------	---------

Frank Calsbeek (1949-51)

32	Indiana	1/14/50
----	---------	---------

Jim Collins (1972-74)

32	Purdue	2/11/74
----	--------	---------

Dave Danner (1944-47)

32	Chicago	2/5/44
----	---------	--------

Charles Darling (1950-52)

34	Minnesota	1/19/52
31	at Indiana	1/21/52
31	Butler	2/4/52
34	Wisconsin	3/3/52

Acie Earl (1990-93)

31	UMBC	12/15/90
30	UCLA	12/22/90
32	at Iowa State	12/14/91
31	vs. Butler	12/27/91
36	Wisconsin	3/10/93

Reggie Evans (2000-02)

30	vs. Penn State	3/10/01
30	UMES	11/13/01

Aaron Fuller (2009-10)

30	Michigan	2/16/10
----	----------	---------

Kyle Galloway (1998, 2000-01)

30	vs. Minnesota	3/9/00
----	---------------	--------

Matt Gatens (2009-12)

30	Indiana	2/19/12
33	Wisconsin	2/23/12

Rob Griffin (2000)

36	Penn State	3/4/00
----	------------	--------

Dave Gunther (1957-59)

30	at Michigan State	2/10/58
35	Washington	12/20/58
36	vs. Wyoming	12/27/58
34	vs. Oregon State	12/29/58
31	at Indiana	1/17/59
37	Ohio State	2/21/59

Adam Haluska (2005-07)

31	Coppin State	12/2/06
36	Georgia State	12/20/06
33	Indiana	2/3/07
34	at Minnesota	2/7/07
30	at Penn State	2/28/07

Jeff Horner (2003-06)

32	at Purdue	2/1/06
----	-----------	--------

Ed Horton (1986-89)

32	vs. N.C. State	3/19/89
----	----------------	---------

Dick Ives (1944-47)

37	Western Illinois	12/15/43
43	Chicago	2/5/44

John Johnson (1969-70)

46	Milwaukee	12/7/68
33	at Minnesota	3/4/69
33	at Cincinnati	12/18/69
33	at Hawai'i	12/30/69
34	at Michigan	1/6/70
31	at Wisconsin	1/10/70
33	Minnesota	2/3/70
33	at Indiana	2/7/70
36	Michigan State	2/14/70
38	at Ohio State	2/21/70
49	Northwestern	2/24/70
37	Ohio State	3/3/70
32	at Northwestern	3/7/70

Peter Jok (2014-17)

30	Seton Hall	11/17/16
42	vs. Memphis	11/26/16
33	Omaha	12/3/16
34	at Nebraska	1/5/17
35	Indiana	2/21/17

Gerry Jones (1965, 1967)

32	at Minnesota	2/20/67
----	--------------	---------

Bruce King (1975-77)

32	Illinois	1/3/76
36	at Michigan	1/31/76
42	vs. Pittsburgh	12/30/76
31	Ohio State	1/27/77
36	Michigan State	2/7/77

Chris Kingsbury (1994-96)

30	at Hawai'i	12/29/94
32	Northwestern	2/9/95
30	vs. Connecticut	11/24/95

Kevin Kunnert (1971-73)

31	Ohio State	2/12/73
32	at Northwestern	2/19/73
34	at Indiana	2/19/72

Candy LaPrince (1973-74)

32	at Michigan State	1/21/74
----	-------------------	---------

Ronnie Lester (1977-80)

31	at Ohio State	1/7/78
30	at Purdue	2/23/79
31	at Ohio State	2/24/79

Bill Logan (1954-56)

32	Michigan	1/11/54
36	vs. Temple	3/22/56

Roy Marble (1986-89)

32	Michigan	2/9/89
30	at Michigan	3/4/89
37	at Illinois	3/8/89

Roy Devyn Marble (2011-14)

31	at Oregon	3/18/12
30	vs. Northern Iowa	12/15/12
30	vs. Xavier	11/28/13

James Moses (1989-92)

30	Illinois	2/23/91
----	----------	---------

Isaiah Moss (2017-present)

32	at Minnesota	2/21/18
----	--------------	---------

Don Nelson (1960-62)

33	at Evansville	12/1/60
34	Arizona	12/19/60
34	Michigan State	1/14/61
39	at Wisconsin	1/6/62
36	Northwestern	1/8/62
37	at Indiana	2/17/62
32	at Illinois	3/3/62
35	Wisconsin	3/10/62

Dean Oliver (1998-2000)

30	vs. Michigan State	3/10/00
----	--------------------	---------

Larry Parker (1973-76)

31	VCU	11/30/74
----	-----	----------

George Peeples (1964-66)

32	Purdue	2/20/65
----	--------	---------

Chris Pervall (1965-66)

38	Illinois	3/6/65
----	----------	--------

Luke Recker (2001-02)

31	at Missouri	12/15/01
----	-------------	----------

Dave Roach (1962-64)

32	Saint Louis	12/9/63
----	-------------	---------

Greg Stokes (1982-85)

33	at Wisconsin	2/23/83
35	George Mason	12/1/84

Ray Thompson (1989-90)

32	at Iowa State	12/7/89
----	---------------	---------

Scott Thompson (1974-76)

30	at Michigan State	1/5/76
30	at Michigan	1/31/76

Jarrod Uthoff (2014-16)

32	at Iowa State	12/10/15
----	---------------	----------

Glenn Vidnovic (1968-70)

31	Indiana	1/31/70
----	---------	---------

Murray Wier (1945-48)

34	Illinois	2/9/48
----	----------	--------

Rick Williams (1972-73)

40	South Carolina	1/22/72
35	at Michigan	1/25/72
32	Illinois	2/15/72
33	at Michigan State	2/26/72

Sam Williams (1967-68)

39	at Northwestern	1/21/67
35	Illinois	2/6/67
37	at Stanford	12/23/67
32	vs. Saint Louis	12/30/67
32	Ohio State	1/13/68
33	at Michigan State	1/23/68
34	at Minnesota	3/4/68

Andre Woolridge (1995-97)

31	Northern Iowa	12/10/96
32	Missouri	12/21/96
34	at Northwestern	3/8/97


20-Plus Rebound Games

Player	Rbs	Opponent	Date
Charles Darling	30	Wisconsin	3/3/52
Frank Allen	25	California	12/28/60
Charles Darling	25	Purdue	1/6/51
Greg Brunner	23	Minnesota	1/18/06
Kevin Kunnert	23	Drake	12/27/72
Kevin Kunnert	23	Illinois	3/7/72
John Johnson	23	Northwestern	2/11/69
John Johnson	23	Cal-Poly	11/30/68
Tom Harris	23	California	12/28/60
Nolden Gentry	23	Michigan	1/4/58
Bill Logan	23	Michigan	2/26/55
Kevin Kunnert	22	Purdue	3/4/72
Kevin Kunnert	22	Michigan	3/9/71
Bruce King	21	Ohio State	1/27/77
Bruce King	21	Indiana	2/8/75
Kevin Kunnert	21	Iowa State	12/23/70
Clay Hargrave	20	Illinois	1/26/80
Bruce King	20	vs. Pittsburgh	12/30/76
Fred Haberecht	20	at Wisconsin	2/1/75
Kevin Kunnert	20	Indiana	3/3/73
Kevin Kunnert	20	Michigan State	2/12/72
Jim Collins	20	Minnesota-Duluth	12/30/72
Kevin Kunnert	20	Hardin-Simmons	12/1/71

Career 20-Plus Rebounds Games

Player	Years	No.
Kevin Kunnert	1971-73	8
Bruce King	1975-77	3
John Johnson	1969-70	2
Charles Darling	1950-52	2
Greg Brunner	2003-06	1
Clay Hargrave	1976-78	1
Fred Haberecht	1975-76	1
Jim Collins	1972-74	1
Frank Allen	1960	1
Tom Harris	1960	1
Nolden Gentry	1958-60	1
Bill Logan	1954-56	1

Career 20-Plus Rebound Games

Frank Allen (1960)		
California	12/28/60	25
Greg Brunner (2003-06)		
Minnesota	1/18/06	23
Jim Collins (1972-74)		
Minnesota-Duluth	12/30/72	20
Charles Darling (1950-52)		
Purdue	1/6/51	25
Wisconsin	3/3/52	30
Nolden Gentry (1958-60)		
Michigan	1/4/58	23
Fred Haberecht (1975-76)		
at Wisconsin	2/1/75	20
Clay Hargrave (1976-78)		
Illinois	1/26/80	20
Tom Harris (1960)		
California	12/28/60	23
John Johnson (1969-70)		
Cal-Poly	11/30/68	23
Northwestern	2/11/69	23
Bruce King (1975-77)		
Indiana	2/8/75	21
vs. Pittsburgh	12/30/76	20
Ohio State	1/27/77	21
Kevin Kunnert (1971-73)		
Iowa State	12/23/70	21
Michigan	3/9/71	22
Hardin-Simmons	12/1/71	20
Michigan State	2/12/72	20
Purdue	3/4/72	22
Illinois	3/7/72	23
Drake	12/2/72	23
Indiana	3/3/73	20
Bill Logan		
Michigan	2/26/55	23

**Career 10-Plus Assists Games**

Player	Years	No.
Jordan Bohannon	2017-present	6
Cal Wulfsberg	1976-77	6
B.J. Armstrong	1986-89	5
Mike Gesell	2013-16	5
Andre Woolridge	1995-97	4
Bryce Cartwright	2011-12	3
Jeff Horner	2003-06	3
Ronnie Lester	1977-80	3
Steve Carfino	1981-84	2
Mon'ter Glasper	1993-96	2
Dean Oliver	1998-2001	2
Andre Banks	1983-86	1
Kevin Boyle	1979-82	1
Tony Freeman	2006-08	1
Brian Garner	1989	1
Jake Kelly	2008-09	1
Roy Devyn Marble	2011-14	1
Kevin Smith	1991-93	1

Career 10-Plus Assists Games**B.J. Armstrong (1986-89)**

vs. Oklahoma	3/20/87	10
Georgia	12/3/88	12
Ohio State	2/13/89	12
Minnesota	2/18/89	15
Indiana	3/11/89	10

Andre Banks (1983-86)

Baylor	12/2/83	10
--------	---------	----

Jordan Bohannon (2017-present)

Indiana	3/9/17	10
South Dakota	3/15/17	11
TCU	3/19/17	13
Ohio State	1/4/18	10
Wisconsin	1/23/18	11
Minnesota	1/30/18	10

Kevin Boyle (1979-82)

Nevada	12/9/80	10
--------	---------	----

Steve Carfino (1981-84)

Michigan	1/23/82	11
Marquette	12/8/82	10

Bryce Cartwright (2011-12)

Michigan State	2/2/11	10
Dayton	3/13/12	11
at Oregon	3/18/12	10

Tony Freeman (2006-08)

The Citadel	11/13/06	11
-------------	----------	----

Brian Garner (1989)

Brown	12/2/88	11
-------	---------	----

Jeff Horner (2003-06)

Fairfield	12/2/05	10
Minnesota	2/18/06	10
vs. Ohio State	3/12/06	10

Mike Gesell (2013-16)

Coppin State	11/15/15	12
Tennessee Tech	12/22/15	10
Nebraska	1/5/16	10
Minnesota	2/14/16	12
at Michigan	3/5/16	11

Mon'ter Glasper (1993-96)

Iowa State	12/11/93	10
at Indiana	2/12/94	10

Jake Kelly (2008-09)

Penn State	3/7/09	11
------------	--------	----

Ronnie Lester (1977-80)

vs. Tennessee	12/20/77	11
Minnesota	2/11/78	11
Northwestern	2/16/78	14

Roy Devyn Marble (2011-14)

Wisconsin	2/22/14	11
-----------	---------	----

Dean Oliver (1998-2001)

Chicago State	11/14/97	12
Purdue	2/21/01	11

Kevin Smith (1991-93)

Centenary	1/4/92	12
-----------	--------	----

Andre Woolridge (1995-97)

Illinois	2/1/95	10
Michigan	3/5/95	10
vs. DePaul	3/15/95	10
vs. Virginia	3/13/97	10

Cal Wulfsberg (1976-77)

Augustana (SD)	11/29/75	11
at Northwestern	1/19/76	11
Ohio State	1/24/76	16
at Michigan	1/31/76	13
Michigan State	3/1/76	11
Drake	12/21/76	12



Career Double-Doubles

Since the 1969-70 season

Kevin Kunnert	1971-73	48
Bruce King	1975-77	43
Reggie Evans	2001-02	40
Greg Brunner	2003-06	32
Acie Earl	1990-93	27
Ed Horton	1986-89	27
Ryan Bowen	1995-98	23
Greg Stokes	1982-85	23
Dan Frost	1975-76	21
Michael Payne	1982-85	18
Jess Settles	1994-96, '99	18
Chris Street	1991-93	17
Aaron White	2012-15	16
Melsahn Basabe	2011-14	15
Tyler Cook	2017-pre.	15
Clay Hargrave	1976-78	14
Les Jepsen	1987-90	13
John Johnson	1969-70	12
Williams Mayfield	1976-79	11
Kevin Boyle	1979-82	10
Steve Waite	1978-81	10
Adam Woodbury	2013-16	9
Jim Collins	1972-74	8
Fred Haberecht	1975-76	8
Jeff Horner	2003-06	8
Jacob Jaacks	1999-2000	8
Steve Kraficisin	1979-81	8
Roy Marble	1986-89	8
Jarryd Cole	2008-11	7
Neil Fegebank	1972-74	7
Brad Lohaus	1983-87	7
Jared Reiner	2001-04	7
Cyrus Tate	2007-09	7
Jarrold Uthoff	2013-16	7
Jordan Bohannon	2017-pre.	6
Aaron Fuller	2009-10	6
Gabriel Olaseni	2012-15	6
Glen Worley	2001-04	6
Gerry Wright	1985-87	6
B.J. Armstrong	1986-89	5
Luka Garza	2018-pre.	5
Russ Millard	1993-96	5
Nicholas Baer	2016-pre.	4
Peter Jok	2014-17	4
Al Lorenzen	1985-88	4
Darryl Moore	1997-98	4
Glenn Vidnovic	1968-70	4
James Winters	1991-94	4
Jim Bartels	1991, '93-95	3
Mark Gannon	1980-83	3
Bob Hansen	1980-83	3
Duez Henderson	1999-2002	3
Bill Jones	1985-88	3
Ronnie Lester	1977-80	3
Nate Washington	1974	3
Andre Woolridge	1995-97	3
Craig Anderson	1981-84	2

Vince Brookins	1978-81	2
Fred Brown	1970-71	2
Bryce Cartwright	2011-12	2
Adam Haluska	2005-07	2
Jake Kelly	2008-09	2
Ben McGilmer	1966, '69-70	2
James Moses	1989-92	2
Isaiah Moss	2017-pre	2
Kenyon Murray	1993-96	2
Larry Olsthoorn	1977-78	2
Guy Rucker	1997-99	2
Harold Sullinger	1972	2
Jay Webb	1990-93	2
Devon Archie	2010-12	1
Val Barnes	1991-93	1
Matt Bullard	1989-90	1
Steve Carfino	1981-84	1
Brennan Cougill	2010	1
Ricky Davis	1998	1
Terry Drake	1975-78	1
Kyle Galloway	1998-2001	1
Matt Gatens	2009-12	1
Mike Gesell	2013-16	1
Joe Gould	1971	1
Ken Grabinski	1970-72	1
Rob Griffin	2000	1
Dave Gunther	1957-59	1
Omar Hazley	1969-71	1
Kent Hill	1985-88	1
Justin Johnson	2007-08	1
J.R. Koch	1996-99	1
Ryan Kriener	2017-pre.	1
Wade Lookingbill	1989-93	1
Ryan Luehrsmann	1997-2000	1
Roy Devyn Marble	2011-14	1
Eric May	2010-13	1
Dean Oliver	1977-78	1
Larry Parker	1973-76	1
Cordell Pems	2016-pre.	1
Pierre Pierce	2002, '04	1
Luke Recker	2001-02	1
Sean Sondeleiter	2001-03	1
Ray Thompson	1989	1
Anthony Tucker	2009	1
Dom Uhl	2015-pre.	1
Reggie Vaughn	1973	1
Joe Wieskamp	2019-pre.	1

Single Season Double-Double Leaders

Since the 1969-70 season (10 or more)

Reggie Evans	2000-01	22
Kevin Kunnert	1972-73	20
Ed Horton	1988-89	19
Kevin Kunnert	1971-72	19
Reggie Evans	2001-02	18
Bruce King	1976-77	17
Bruce King	1975-76	16
Acie Earl	1992-93	14
Dan Frost	1975-76	13
Les Jepsen	1989-90	12
John Johnson	1969-70	12
Greg Brunner	2005-06	11
Greg Brunner	2004-05	11
Ryan Bowen	1997-98	11
Greg Stokes	1984-85	11
Ryan Bowen	1996-97	10
Acie Earl	1991-92	10
Clay Hargrave	1977-78	10
Bruce King	1974-75	10

**Craig Anderson (2)**

Opponent	Date	Pts	Reb	Ast
Detroit	12/1/80	12	12	--
vs. Memphis	12/30/83	11	10	--

Devon Archie (1)

Opponent	Date	Pts	Reb	Ast
vs. Xavier	11/19/10	10	11	--

B.J. Armstrong (5)

Opponent	Date	Pts	Reb	Ast
vs. Oklahoma	3/20/87	16	--	10
Georgia	12/3/88	15	--	12
Ohio State	2/13/89	20	--	12
Minnesota	2/18/89	12	--	15
Indiana	3/11/89	18	--	10

Nicholas Baer (4)

Opponent	Date	Pts	Reb	Ast
vs. Northern Iowa	12/17/16	11	11	--
Penn State	3/5/17	20	10	--
TCU	3/19/17	15	10	--
vs. Drake	12/16/17	11	14	--

Val Barnes (1)

Opponent	Date	Pts	Reb	Ast
Michigan	1/9/92	14	11	--

Jim Bartels (3)

Opponent	Date	Pts	Reb	Ast
Cal-Irvine	12/29/93	10	12	--
Morgan State	11/25/94	12	12	--
at Michigan	1/11/95	10	10	--

Melsahn Basabe (15)

Opponent	Date	Pts	Reb	Ast
Iowa State	12/10/10	12	14	--
Ohio State	1/4/11	22	13	--
at Minnesota	1/16/11	20	13	--
Indiana	1/23/11	20	10	--
at Indiana	2/5/11	20	13	--
Wisconsin	2/9/11	13	11	--
North Carolina A&T	11/14/11	15	10	--
Brown	12/3/11	14	10	--
Boise State	12/22/11	14	11	--
Penn State	1/31/13	10	10	--
Nebraska	3/9/13	11	13	--
vs. Northwestern	3/14/13	10	12	--
Fairleigh Dickinson	12/9/13	12	11	--
Northwestern	1/9/14	16	10	--
at Ohio State	1/12/14	11	10	--

Jordan Bohannon (6)

Opponent	Date	Pts	Reb	Ast
vs. Indiana	3/9/17	24	--	10
South Dakota	3/15/17	19	--	11
TCU	3/19/17	25	--	13
Ohio State	1/4/18	15	--	10
Wisconsin	1/23/18	13	--	11
Minnesota	1/30/18	20	--	10

Ryan Bowen (23)

Opponent	Date	Pts	Reb	Ast
Western Carolina	12/20/94	13	11	--
at Northern Iowa	12/5/95	12	11	--
LaSalle	12/7/96	12	18	--

Northern Iowa	12/10/96	12	10	--
Missouri	12/21/96	12	10	--
Austin Peay	12/27/96	14	12	--
Cal-Northridge	12/29/96	18	14	--
at Purdue	1/7/97	12	10	--
Ohio State	1/15/97	11	13	--
at Michigan	1/19/97	20	10	--
Indiana	2/4/97	11	13	--
vs. Virginia	3/13/97	15	16	--
Chicago State	11/14/97	20	11	--
Long Island	11/29/97	20	19	--
Drake	12/2/97	13	13	--
Northern Iowa	12/9/97	17	12	--
at Indiana	12/31/97	19	14	--
Michigan State	1/21/98	10	11	--
at Missouri	1/24/98	15	11	--
Minnesota	2/12/98	10	14	--
Ohio State	2/14/98	15	13	--
at Illinois	2/22/98	16	10	--
Georgia	3/11/98	24	11	--

Kevin Boyle (10)

Opponent	Date	Pts	Reb	Ast
at Illinois Wesleyan	12/16/78	11	10	--
Illinois	1/25/79	11	10	--
Minnesota	1/27/79	17	19	--
at Wisconsin	2/1/79	12	10	--
Ohio State	1/10/80	14	12	--
Purdue	2/9/80	12	12	--
at Ohio State	2/23/80	19	10	--
vs. Cincinnati	12/5/80	11	10	--
Michigan State	1/10/81	14	11	--
at Ohio State	3/7/81	13	11	--

Vince Brookins (2)

Opponent	Date	Pts	Reb	Ast
Drake	12/29/79	20	14	--
Michigan State	1/10/81	16	14	--

Fred Brown (2)

Opponent	Date	Pts	Reb	Ast
Wyoming	1/2/71	29	10	--
Ohio State	1/9/71	35	10	--

Greg Brunner (32)

Opponent	Date	Pts	Reb	Ast
Green Bay	12/2/03	13	11	--
Eastern Washington	12/5/03	15	10	--
at Michigan State	2/4/04	10	13	--
at Indiana	2/7/04	23	14	--
Wisconsin	2/11/04	10	13	--
Minnesota	2/28/04	13	12	--
at Northwestern	3/3/04	19	11	--
at Purdue	3/6/04	14	13	--
vs. Michigan	3/12/04	10	11	--
vs. Louisville	11/22/04	13	10	--
Iowa State	12/10/04	11	13	--
Western Carolina	12/18/04	11	11	--
Saint Louis	12/31/04	10	11	--
at Ohio State	1/8/05	14	11	--
Minnesota	1/15/05	13	11	--
at Illinois	1/20/05	16	11	--
Purdue	1/22/05	14	11	--
at Purdue	2/16/05	19	10	--

at Penn State	2/26/05	14	14	--
vs. Cincinnati	3/17/05	20	10	--
vs. Kentucky	11/21/05	17	12	--
Fairfield	12/2/05	23	11	--
at Northern Iowa	12/6/05	26	10	--
at Iowa State	12/9/05	26	10	--
Arizona State	12/17/05	12	15	--
Drake	12/20/05	17	12	--
Robert Morris	12/22/05	15	10	--
Minnesota	1/18/06	17	23	--
at Michigan State	1/21/06	17	11	--
at Northwestern	2/8/06	13	11	--
Michigan State	2/14/06	15	10	--
vs. Northwestern St	3/17/06	16	10	--

Matt Bullard (1)

Opponent	Date	Pts	Reb	Ast
Northern Iowa	12/6/88	10	12	--

Steve Carfino (1)

Opponent	Date	Pts	Reb	Ast
Marquette	12/8/82	17	--	10

Bryce Cartwright (2)

Opponent	Date	Pts	Reb	Ast
Michigan State	2/2/11	12	--	10
at Oregon	3/18/12	12	--	10

Jarryd Cole (7)

Opponent	Date	Pts	Reb	Ast
Penn State	3/7/09	14	11	--
NC Central	11/28/09	24	10	--
at Indiana	1/24/10	11	10	--
Northern Iowa	12/7/10	10	15	--
Louisiana Tech	12/21/10	10	12	--
Wisconsin	2/9/11	10	12	--
Purdue	3/5/11	16	10	--

Jim Collins (8)

Opponent	Date	Pts	Reb	Ast
Illinois	2/15/72	12	10	--
Minnesota-Duluth	12/30/72	18	21	--
Wisconsin	2/17/73	14	15	--
Drake	12/4/73	13	10	--
at Michigan State	1/21/74	12	13	--
Purdue	2/11/74	32	15	--
at Illinois	2/23/74	10	15	--
Wisconsin	3/4/74	14	10	--

Tyler Cook (15)

Opponent	Date	Pts	Reb	Ast
Maryland	2/25/17	25	10	--
Penn State	3/5/17	11	10	--
Penn State	12/2/17	23	12	--
at Illinois	1/11/18	21	13	--
at Rutgers	1/17/18	10	10	--
at Nebraska	1/27/18	24	10	--
Minnesota	1/30/18	17	10	--
Indiana	2/17/18	28	10	--
Northwestern	2/25/18	14	11	--
Wisconsin	11/30/18	19	15	--
Iowa State	12/6/18	26	11	--
vs. Northern Iowa	12/15/18	17	13	--
Bryant	12/29/18	19	12	--
Northwestern	2/10/19	19	11	--
at Ohio State	2/26/19	12	10	--

CAREER DOUBLE-DOUBLE CLUB (SINCE 1969-70)

IOWA BASKETBALL



2020 MEDIA GUIDE

Brennan Cougill (1)

Opponent	Date	Pts	Reb	Ast
at Iowa State	12/11/09	12	10	--

Ricky Davis (1)

Opponent	Date	Pts	Reb	Ast
Indiana	2/28/98	14	11	--

Terry Drake (1)

Opponent	Date	Pts	Reb	Ast
vs. Wake Forest	12/28/74	11	10	--

Acie Earl (27)

Opponent	Date	Pts	Reb	Ast
Drake	11/27/90	23	13	--
UCLA	12/22/90	30	12	--
at Michigan	2/9/91	10	10	--
UMES	11/23/91	12	13	--
Western Illinois	11/26/91	25	12	--
Drake	12/3/91	25	12	--
Army	12/6/91	14	10	--
at Northern Iowa	12/10/91	18	10	--
Centenary	1/4/92	23	10	--
Michigan	1/9/92	19	10	--
at Ohio State	1/19/92	22	10	--
at Wisconsin	3/7/92	16	11	--
vs. Duke	3/21/92	19	12	--
Mississippi State	12/5/92	19	13	--
at Amer-Puerto Rico	12/20/92	14	11	--
at Indiana	1/6/93	11	10	--
at Ohio State	1/9/93	13	12	--
Minnesota	1/13/93	19	13	--
at Michigan State	1/28/93	27	16	--
at Minnesota	2/13/93	14	10	--
Ohio State	2/16/93	12	10	--
at Penn State	2/22/93	13	10	--
Penn State	2/24/93	10	10	--
Michigan State	2/27/93	20	10	--
at Purdue	3/6/93	19	12	--
Wisconsin	3/10/93	36	10	--
vs. NE Louisiana	3/19/93	23	15	--

Reggie Evans (40)

Opponent	Date	Pts	Reb	Ast
Milwaukee	11/19/00	16	12	--
at Drake	11/21/00	12	15	--
Georgia Tech	11/28/00	17	15	--
UT-Chattanooga	12/1/00	27	12	--
Tulsa	12/2/00	20	14	--
Northern Iowa	12/5/00	11	11	--
Iowa State	12/9/00	13	13	--
Missouri	12/16/00	20	18	--
Centenary	12/19/00	11	10	--
at Kansas State	12/23/00	18	18	--
vs. Tennessee	12/29/00	19	10	--
at Purdue	1/13/01	17	18	--
Michigan	1/20/01	22	10	--
at Minnesota	1/24/01	25	10	--
Minnesota	1/31/01	19	15	--
Ohio State	2/7/01	14	11	--
at Northwestern	2/10/01	18	14	--
Purdue	2/21/01	20	16	--
Penn State	3/1/01	13	16	--
vs. Northwestern	3/8/01	20	14	--
vs. Penn State	3/10/01	30	18	--
vs. Kentucky	3/17/01	18	13	--

UMES	11/13/01	30	15	--
vs. Memphis	11/20/01	19	15	--
vs. Missouri	11/21/01	21	11	--
SMU	12/1/01	17	12	--
at Northern Iowa	12/4/01	16	16	--
Iowa State	12/8/01	24	17	--
Drake	12/12/01	19	10	--
at Missouri	12/15/01	15	17	--
Mercer	12/28/01	12	12	--
Wisconsin	1/2/02	21	17	--
Northwestern	1/9/02	21	11	--
at Northwestern	1/19/02	14	17	--
Penn State	2/2/02	18	13	--
at Penn State	2/13/02	23	13	--
at Wisconsin	2/19/02	12	12	--
Michigan	2/23/02	20	11	--
vs. Purdue	3/7/02	19	18	--
vs. Indiana	3/9/02	11	10	--

Neil Fegebank (7)

Opponent	Date	Pts	Reb	Ast
Hardon-Simmons	12/1/71	12	15	--
Ohio State	2/8/72	11	13	--
Michigan State	2/12/72	15	16	--
at Michigan State	2/26/72	11	10	--
Illinois	3/10/73	12	14	--
Northern Illinois	12/1/73	15	10	--
at Wyoming	12/22/73	20	12	--

Dan Frost (21)

Opponent	Date	Pts	Reb	Ast
at Kansas	12/7/74	16	11	--
San Jose State	12/21/74	21	13	--
at Northwestern	1/2/75	13	12	--
at Ohio State	1/13/75	20	12	--
Michigan State	1/20/75	21	12	--
Michigan	1/18/75	14	11	--
Wisconsin	3/1/75	19	14	--
Northwestern	3/3/75	12	13	--
Augustana (SD)	11/29/75	27	15	--
Nebraska	12/2/75	25	12	--
at Bradley	12/8/75	29	13	--
Drake	12/23/75	17	10	--
vs. Holy Cross	12/27/75	27	12	--
vs. Arizona	12/29/75	22	10	--
at Wisconsin	1/17/76	18	10	--
at Northwestern	1/19/76	25	12	--
Ohio State	1/24/76	19	12	--
at Purdue	2/2/76	17	10	--
at Drake	2/10/76	14	19	--
Northwestern	2/16/76	25	12	--
Michigan State	3/1/76	25	10	--

Aaron Fuller (6)

Opponent	Date	Pts	Reb	Ast
Tennessee State	1/12/10	24	10	--
Penn State	1/16/10	20	10	--
At Ohio State	2/7/10	11	10	--
Northwestern	2/10/10	13	11	--
Michigan	2/16/10	30	13	--
vs. Michigan	3/11/10	10	13	--

Kyle Galloway (1)

Opponent	Date	Pts	Reb	Ast
Drake	12/28/99	16	10	--

Mark Gannon (3)

Opponent	Date	Pts	Reb	Ast
Drake	12/29/79	15	11	--
UW-Eau Claire	1/3/81	10	10	--
USC	12/11/82	10	14	--

Luka Garza (5)

Opponent	Date	Pts	Reb	Ast
Alabama State	11/12/17	11	13	--
Southern	12/10/17	23	13	--
at Illinois	1/11/18	19	11	--
Wisconsin	1/23/18	17	16	--
at Penn State	1/16/19	22	12	--

Matt Gatens (1)

Opponent	Date	Pts	Reb	Ast
Western Illinois	12/27/08	11	10	--

Mike Gesell (1)

Opponent	Date	Pts	Reb	Ast
Nebraska	1/5/16	22	10	--

Joe Gould (1)

Opponent	Date	Pts	Reb	Ast
Hardin-Simmons	12/21/70	16	10	--

Ken Grabinski (1)

Opponent	Date	Pts	Reb	Ast
Ashland (OH)	12/8/70	10	10	--

Rob Griffin (1)

Opponent	Date	Pts	Reb	Ast
at Indiana	1/18/00	18	15	--

Dave Gunther (1)

Opponent	Date	Pts	Reb	Ast
Michigan State	2/10/58	30	10	--

Fred Haberecht (8)

Opponent	Date	Pts	Reb	Ast
San Jose State	12/21/74	11	10	--
Illinois	1/4/75	15	10	--
Michigan State	1/20/75	12	11	--
at Wisconsin	2/1/75	29	20	--
Wisconsin	3/1/75	11	10	--
Northwestern	3/3/75	10	11	--
Wisconsin	2/14/76	11	10	--
at Ohio State	2/21/76	12	11	--

Adam Haluska (2)

Opponent	Date	Pts	Reb	Ast
Indiana	1/24/06	20	10	--
at Michigan	1/31/07	17	10	--

Bob Hansen (3)

Opponent	Date	Pts	Reb	Ast
Northern Illinois	11/28/81	10	10	--
at BYU	11/27/82	20	10	--
Navy	12/3/82	22	10	--

Clay Hargrave (14)

Opponent	Date	Pts	Reb	Ast
at Illinois	1/15/77	10	10	--
at Ohio State	2/14/77	11	12	--
Indiana	2/28/77	15	10	--
at Wisconsin	3/5/77	15	15	--



at UNLV	12/21/77	16	10	--
at Ohio State	1/7/78	17	11	--
at Northwestern	1/14/78	14	14	--
Illinois	1/26/78	12	20	--
Wisconsin	1/30/78	10	13	--
at Wisconsin	2/4/78	10	12	--
Michigan State	2/9/78	14	13	--
Minnesota	2/11/78	11	11	--
Northwestern	2/16/78	14	13	--
Indiana	3/4/78	10	12	--

Omar Hazley (1)

Opponent	Date	Pts	Reb	Ast
at Cincinnati	12/18/69	10	10	--

Duez Henderson (3)

Opponent	Date	Pts	Reb	Ast
Texas Southern	12/3/99	10	12	--
at Michigan	3/1/00	18	10	--
at Purdue	1/13/01	14	10	--

Kent Hill (1)

Opponent	Date	Pts	Reb	Ast
Northwestern	1/16/88	17	15	--

Jeff Horner (8)

Opponent	Date	Pts	Reb	Ast
Illinois	1/15/03	16	11	--
Purdue	1/7/04	10	10	--
at Indiana	2/7/04	17	10	--
UNC Greensboro	12/4/04	14	--	11
Western Carolina	12/18/04	20	--	10
Fairfield	12/2/06	12	--	10
Minnesota	1/18/06	10	--	10
vs. Ohio State	3/12/06	16	--	10

Ed Horton (27)

Opponent	Date	Pts	Reb	Ast
Abilene Christian	11/20/85	10	12	--
vs. Alaska-Anchorage	11/28/86	12	10	--
Iowa State	12/20/86	17	11	--
Indiana	1/22/87	14	11	--
at Iowa State	12/19/87	19	12	--
vs. Illinois State	12/29/87	13	10	--
at Michigan	2/6/88	22	12	--
Michigan	2/27/88	16	11	--
Jackson State	12/12/88	22	16	--
vs. Eastern Illinois	12/23/88	16	14	--
vs. Saint Louis	12/24/88	13	12	--
vs. UC-Riverside	12/25/88	20	16	--
SW Texas State	12/30/88	22	10	--
at North Carolina	1/7/89	21	19	--
at Ohio State	1/19/89	11	11	--
at Purdue	1/21/89	26	10	--
Wisconsin	1/26/89	22	13	--
at Indiana	1/30/89	26	14	--
Illinois	2/5/89	26	17	--
Michigan	2/9/89	19	14	--
Ohio State	2/13/89	18	14	--
Minnesota	2/18/89	18	11	--
Purdue	2/26/89	12	10	--
at Michigan	3/4/89	20	13	--
at Illinois	3/8/89	21	11	--
Indiana	3/11/89	18	10	--
vs. N.C. State	3/19/89	32	12	--

Jacob Jaacks (8)

Opponent	Date	Pts	Reb	Ast
Ohio State	2/13/99	14	15	--
Eastern Illinois	11/21/99	29	12	--
Ohio	12/4/99	16	11	--
Northwestern	1/5/00	12	13	--
Michigan	1/22/00	10	10	--
Kansas	2/3/00	16	10	--
at Illinois	2/12/00	12	13	--
Minnesota	2/27/00	12	13	--

Les Jepsen (13)

Opponent	Date	Pts	Reb	Ast
at North Carolina	1/7/89	10	10	--
Texas Southern	11/24/89	15	16	--
Ohio	12/1/89	24	17	--
UCSB	12/2/89	16	12	--
North Carolina	12/9/89	13	10	--
at UNLV	12/23/89	20	13	--
at Northern Iowa	1/3/90	12	14	--
at Wisconsin	1/11/90	19	11	--
Indiana	1/18/90	21	10	--
Michigan	1/20/90	19	16	--
Illinois	1/29/90	18	17	--
Wisconsin	2/10/90	24	14	--
at Northwestern	2/22/90	19	17	--

John Johnson (12)

Opponent	Date	Pts	Reb	Ast
St. Francis (PA)	12/9/69	29	13	--
Duquesne	12/11/69	18	13	--
at Cincinnati	12/18/69	33	13	--
Drake	12/22/69	21	13	--
at Michigan	1/6/70	34	10	--
at Wisconsin	1/10/70	31	12	--
at Illinois	2/17/70	17	19	--
at Ohio State	2/21/70	38	13	--
Northwestern	2/24/70	49	15	--
at Purdue	2/28/70	26	12	--
Ohio State	3/3/70	37	11	--
at Northwestern	3/7/70	32	15	--

Justin Johnson (1)

Opponent	Date	Pts	Reb	Ast
Louisiana-Monroe	11/30/07	26	10	--

Peter Jok (4)

Opponent	Date	Pts	Reb	Ast
Seton Hall	11/17/16	30	11	--
Omaha	12/3/16	33	10	--
Rutgers	1/8/17	18	11	--
Illinois	2/18/17	16	10	--

Bill Jones (3)

Opponent	Date	Pts	Reb	Ast
at Wisconsin	1/25/88	17	10	--
Michigan State	2/6/88	15	11	--
Wisconsin	3/10/88	16	12	--

Jake Kelly (2)

Opponent	Date	Pts	Reb	Ast
Ohio State	3/3/09	19	11	--
Penn State	3/7/09	22	--	11

Bruce King (43)

Opponent	Date	Pts	Reb	Ast
at Iowa State	12/12/74	16	14	--
San Jose State	12/21/74	19	16	--
vs. Boston College	12/30/74	21	12	--
Illinois	1/4/75	18	15	--
Purdue	1/6/75	12	17	--
Michigan State	1/20/75	12	11	--
Indiana	2/8/75	14	21	--
Ohio State	2/10/75	17	11	--
at Michigan State	2/17/75	15	10	--
Northwestern	3/3/75	10	12	--
at Bradley	12/8/75	15	11	--
at Iowa State	12/12/75	11	14	--
Drake	12/23/75	19	17	--
vs. Holy Cross	12/27/75	22	11	--
vs. USC	12/30/75	28	12	--
Illinois	1/3/76	32	12	--
at Minnesota	1/10/76	20	10	--
at Wisconsin	1/17/76	16	11	--
at Michigan	1/31/76	36	11	--
at Purdue	2/2/76	12	10	--
Minnesota	2/7/76	16	15	--
Northwestern	2/16/76	16	11	--
at Ohio State	2/21/76	18	14	--
Michigan State	3/1/76	29	15	--
Purdue	3/3/76	27	13	--
at Illinois	3/6/76	14	11	--
Kent State	11/29/76	18	17	--
Bradley	12/6/76	19	13	--
California	12/10/76	22	11	--
Iowa State	12/18/76	23	18	--
at New Mexico	12/29/76	17	12	--
vs. Pittsburgh	12/30/76	42	20	--
at Purdue	1/13/77	21	11	--
Northwestern	1/22/77	24	13	--
Ohio State	1/27/77	31	21	--
Wisconsin	2/5/77	18	18	--
Michigan State	2/7/77	36	13	--
Minnesota	2/12/77	18	16	--
at Ohio State	2/14/77	13	19	--
at Michigan State	2/19/77	16	13	--
Purdue	2/26/77	13	14	--
Indiana	2/28/77	28	15	--
at Northwestern	3/3/77	28	18	--

J.R. Koch (1)

Opponent	Date	Pts	Reb	Ast
vs. Chaminade	11/27/96	22	11	--

Steve Krafcisin (8)

Opponent	Date	Pts	Reb	Ast
at Northwestern	1/4/79	16	10	--
Ohio State	1/10/80	10	12	--
at Indiana	1/17/80	16	10	--
at Michigan State	1/19/80	15	10	--
Northwestern	1/24/80	20	10	--
at Purdue	1/31/80	17	10	--
at Drake	12/13/80	25	18	--
at Michigan	1/17/81	13	10	--

Ryan Kriener (1)

Opponent	Date	Pts	Reb	Ast
Michigan	2/1/19	15	10	--

CAREER DOUBLE-DOUBLE CLUB (SINCE 1969-70)

IOWA BASKETBALL



2020 MEDIA GUIDE

Kevin Kunnert (48)

Opponent	Date	Pts	Reb	Ast
at Nebraska	2/5/70	15	16	--
Iowa State	12/23/70	13	21	--
at Wisconsin	2/6/71	11	11	--
Indiana	2/13/71	16	10	--
at Ohio State	2/23/71	28	11	--
Wisconsin	2/27/71	16	14	--
at Indiana	3/6/71	21	14	--
Michigan	3/9/71	14	22	--
at Purdue	3/13/71	19	16	--
Hardin-Simmons	12/1/71	17	20	--
at UTEP	12/7/71	16	12	--
at Duquesne	12/9/71	25	17	--
Nevada	12/13/71	24	15	--
at Iowa State	12/18/71	11	12	--
Drake	12/30/71	24	11	--
Kansas	1/3/72	26	12	--
at Wisconsin	1/8/72	17	10	--
at South Carolina	1/22/72	20	14	--
at Michigan	1/25/72	11	14	--
Minnesota	1/29/72	21	16	--
at Ohio State	2/1/72	23	15	--
Ohio State	2/8/72	16	18	--
Michigan State	2/12/72	19	20	--
at Indiana	2/19/72	34	18	--
at Michigan State	2/26/72	27	14	--
Purdue	3/4/72	19	22	--
at Illinois	3/7/72	24	23	--
Michigan	3/11/72	12	17	--
Chicago State	12/1/72	16	16	--
at Kansas	12/9/72	23	14	--
at Kentucky	12/4/72	17	12	--
Marquette	12/23/72	14	15	--
at Drake	12/27/72	19	23	--
Iowa State	1/2/73	21	14	--
Minnesota	1/6/73	26	15	--
at Michigan	1/8/73	23	11	--
at Illinois	1/13/73	23	14	--
Michigan State	1/15/73	22	17	--
at Ohio State	1/20/73	22	14	--
UNC-Charlotte	1/27/73	20	15	--
Michigan	1/29/73	24	17	--
at Michigan State	2/3/73	16	10	--
at Bradley	2/10/73	15	14	--
Ohio State	2/12/73	31	16	--
at Northwestern	2/19/73	32	16	--
Indiana	3/3/73	12	20	--
at Minnesota	3/5/73	23	18	--
Illinois	3/10/73	19	17	--

Ronnie Lester (3)

Opponent	Date	Pts	Reb	Ast
vs. Tennessee	12/20/77	21	--	11
Minnesota	2/11/78	12	--	11
Northwestern	2/16/78	23	--	14

Brad Lohaus (7)

Opponent	Date	Pts	Reb	Ast
Illinois Wesleyan	11/26/83	16	12	--
at Alaska-Anchorage	11/28/86	15	12	--
at UC-Irvine	12/29/87	20	10	--
at Illinois	1/14/87	23	12	--
Ohio State	1/24/87	13	16	--
Michigan State	2/26/87	13	12	--
at Northwestern	3/5/87	12	10	--

Wade Lookingbill (1)

Opponent	Date	Pts	Reb	Ast
at Northwestern	2/20/93	14	11	--

Al Lorenzen (4)

Opponent	Date	Pts	Reb	Ast
vs. Tampa	12/27/85	17	11	--
Minnesota	1/11/86	14	12	--
vs. Villanova	11/29/87	11	10	--
Drake	12/1/87	13	10	--

Ryan Luehrsmann (1)

Opponent	Date	Pts	Reb	Ast
Michigan	1/22/00	14	10	--

Roy Marble (8)

Opponent	Date	Pts	Reb	Ast
at Drake	12/3/85	15	10	--
Minnesota	1/11/86	16	11	--
Michigan State	1/16/86	18	11	--
at UC-Irvine	12/29/86	28	10	--
Dartmouth	1/23/88	14	10	--
Michigan State	2/6/88	15	11	--
Northern Iowa	12/6/88	22	10	--
Michigan	2/9/89	32	10	--

Roy Devyn Marble (1)

Opponent	Date	Pts	Reb	Ast
Wisconsin	2/22/14	21	--	11

Eric May (1)

Opponent	Date	Pts	Reb	Ast
Prairie View A&M	12/5/09	14	11	--

William Mayfield (11)

Opponent	Date	Pts	Reb	Ast
Bradley	12/6/76	14	10	--
at Kent State	11/28/77	13	11	--
Denver	12/17/77	16	11	--
at UNLV	12/21/77	20	12	--
at Colorado State	12/2/78	18	11	--
at Drake	12/9/78	21	19	--
at Illinois Wesleyan	12/16/78	11	12	--
vs. Stanford	12/30/78	22	11	--
at Michigan	1/6/79	16	11	--
Wisconsin	2/10/79	17	10	--
Northwestern	3/3/79	11	14	--

Ben McGilmer (2)

Opponent	Date	Pts	Reb	Ast
Tennessee Tech	1/24/70	14	11	--
vs. St. John's	12/26/69	10	11	--

James Moses (2)

Opponent	Date	Pts	Reb	Ast
Colgate	11/30/90	11	11	--
vs. Texas	3/19/92	22	16	--

Isaiah Moss (2)

Opponent	Date	Pts	Reb	Ast
Nebraska	1/6/19	12	10	--
Maryland	2/19/19	12	10	--

Russ Millard (5)

Opponent	Date	Pts	Reb	Ast
Cal-Irvine	12/29/93	12	11	--
Drake	11/28/95	22	10	--
Texas Southern	12/16/95	20	10	--
Minnesota	1/6/96	20	10	--
at Michigan	2/13/96	18	15	--

Darryl Moore (4)

Opponent	Date	Pts	Reb	Ast
at Drake	12/3/96	12	13	--
Northern Iowa	12/9/97	12	10	--
Iowa State	12/13/97	10	14	--
at Minnesota	1/18/98	12	10	--

Kenyon Murray (2)

Opponent	Date	Pts	Reb	Ast
at Northwestern	1/26/94	12	10	--
Long Island	12/17/94	15	11	--

Gabriel Olaseni (6)

Opponent	Date	Pts	Reb	Ast
vs. Xavier	11/28/13	10	11	--
Fairleigh Dickinson	12/9/13	14	10	--
at Northwestern	1/25/14	14	10	--
at Illinois	2/1/14	15	12	--
North Dakota State	11/17/14	14	11	--
Alcorn State	12/9/14	12	10	--

Dean Oliver (1)

Opponent	Date	Pts	Reb	Ast
Chicago State	11/14/97	10	--	12

Larry Olsthoorn (2)

Opponent	Date	Pts	Reb	Ast
Michigan	1/17/77	20	14	--
at California	12/10/77	11	10	--

Larry Parker (1)

Opponent	Date	Pts	Reb	Ast
at Kansas	12/7/74	11	13	--

Michael Payne (18)

Opponent	Date	Pts	Reb	Ast
Northern Illinois	11/28/81	13	10	--
vs. Clemson	12/19/81	10	11	--
Drake	12/30/81	18	11	--
at Northwestern	1/21/82	12	10	--
at Michigan	2/20/82	15	12	--
Minnesota	2/27/82	12	12	--
at Drake	11/29/82	14	10	--
Marquette	12/8/82	12	16	--
Ohio State	1/27/83	15	12	--
at Michigan	3/10/83	11	10	--
at Oregon State	12/10/83	11	11	--
Colorado	12/19/84	15	10	--
at Iowa State	1/14/84	18	10	--
George Mason	12/1/84	16	15	--
Purdue	1/3/85	16	12	--
at Minnesota	1/12/85	10	16	--
at Michigan	1/19/85	12	11	--
Ohio State	2/28/85	18	12	--

**Cordell Pems (1)**

Opponent	Date	Pts	Reb	Ast
Indiana	3/9/17	14	11	--

Pierre Pierce (1)

Opponent	Date	Pts	Reb	Ast
Minnesota	2/28/04	12	10	--

Luke Recker (1)

Opponent	Date	Pts	Reb	Ast
Boston University	11/14/01	18	10	--

Jared Reiner (7)

Opponent	Date	Pts	Reb	Ast
Florida Atlantic	11/24/02	15	14	--
Tennessee State	11/30/02	10	14	--
at Ohio State	2/25/03	16	10	--
at Indiana	3/1/03	25	17	--
Northwestern	3/8/03	20	12	--
Valparaiso	3/17/03	11	10	--
UNC Asheville	11/23/03	14	11	--

Guy Rucker (2)

Opponent	Date	Pts	Reb	Ast
North Texas	11/16/97	10	11	--
vs. Puerto Rico	12/21/97	10	10	--

Jess Settles (18)

Opponent	Date	Pts	Reb	Ast
Drake	11/30/93	13	11	--
Dartmouth	12/20/93	15	10	--
Cal-Irvine	12/29/93	21	11	--
at Minnesota	3/5/94	21	11	--
at Wisconsin	3/9/94	29	14	--
Ohio State	3/12/94	17	10	--
Ohio	12/3/94	26	12	--
at Purdue	3/1/95	13	11	--
Ohio	3/21/95	11	10	--
Colgate	12/2/95	10	12	--
at Northern Iowa	12/5/95	20	15	--
Morehead State	12/23/95	11	17	--
at Colorado	12/28/95	20	10	--
Indiana	2/11/96	10	11	--
at Illinois	2/24/96	17	12	--
vs. George Washington	3/15/96	21	15	--
vs. Arizona	3/17/96	13	12	--
Illinois	1/7/99	11	11	--

Sean Sondeleiter (1)

Opponent	Date	Pts	Reb	Ast
at Penn State	2/5/03	18	11	--

Greg Stokes (23)

Opponent	Date	Pts	Reb	Ast
Navy	12/3/82	16	11	--
Hawai'i	12/4/82	22	10	--
Michigan State	1/5/83	12	11	--
Indiana	1/29/83	23	12	--
Purdue	2/10/83	18	10	--
at Ohio State	2/19/83	28	11	--
vs. Villanova	3/25/83	22	11	--
Baylor	12/2/83	23	12	--
Oregon State	12/3/83	16	11	--
at Louisville	12/7/83	16	14	--
Purdue	2/4/84	11	11	--

Michigan	3/7/84	14	13	--
Ark.-Little Rock	11/21/84	18	10	--
Boston University	12/7/84	20	10	--
Texas Tech	12/8/84	22	11	--
Georgia State	12/12/84	22	13	--
Illinois Wesleyan	12/15/84	20	12	--
vs. Maryland	12/25/84	29	10	--
Illinois	1/5/85	24	11	--
at Michigan State	1/17/85	27	11	--
at Indiana	1/31/85	21	10	--
at Ohio State	2/2/85	20	12	--
Ohio State	2/28/85	29	11	--

Chris Street (17)

Opponent	Date	Pts	Reb	Ast
Chicago State	12/18/90	11	12	--
Western Illinois	11/26/91	13	12	--
Louisiana Tech	12/7/91	14	14	--
at Northern Iowa	12/10/91	16	10	--
at South Florida	12/28/91	11	13	--
Michigan	1/9/92	15	11	--
Illinois	1/15/92	10	11	--
at Northwestern	1/22/92	13	10	--
at Indiana	2/9/92	12	16	--
at Illinois	2/23/92	12	14	--
Mississippi Valley St.	12/1/92	17	12	--
Iowa State	12/12/92	12	10	--
vs. Eastern Michigan	12/21/92	21	16	--
vs. Southern Illinois	12/22/92	20	10	--
Texas Southern	12/28/92	13	16	--
C. Connecticut St.	1/2/93	12	13	--
Minnesota	1/13/93	14	11	--

Harold Sullinger (2)

Opponent	Date	Pts	Reb	Ast
at Duquesne	12/9/71	16	14	--
Northwestern	1/11/72	14	15	--

Cyrus Tate (7)

Opponent	Date	Pts	Reb	Ast
Purdue	2/21/07	11	10	--
at Michigan	1/19/08	21	11	--
Northwestern	2/19/08	18	11	--
vs. Michigan	3/13/08	16	11	--
Oakland	11/23/08	11	13	--
Indiana	1/3/09	22	11	--
Penn State	3/7/09	15	10	--

Ray Thompson (1)

Opponent	Date	Pts	Reb	Ast
Texas Southern	11/24/89	26	10	--

Anthony Tucker (1)

Opponent	Date	Pts	Reb	Ast
SE Missouri State	11/25/08	14	10	--

Dom Uhl (1)

Opponent	Date	Pts	Reb	Ast
UMKC	12/5/15	14	10	--

Jarrod Uthoff (7)

Opponent	Date	Pts	Reb	Ast
UMES	11/14/13	11	11	--
Fairleigh Dickinson	12/9/13	10	10	--
North Florida	12/22/14	10	12	--
Michigan State	1/8/15	12	10	--
at Michigan State	1/14/16	15	10	--
at Illinois	2/7/16	18	12	--
Minnesota	2/14/16	25	15	--

Reggie Vaughn (1)

Opponent	Date	Pts	Reb	Ast
Minnesota-Duluth	12/30/72	10	11	--

Glenn Vidnovic (4)

Opponent	Date	Pts	Reb	Ast
vs. Notre Dame	3/14/69	24	11	--
at Ohio State	2/21/70	20	10	--
Ohio State	3/3/70	22	14	--
at Northwestern	3/7/70	25	10	--

Steve Waite (10)

Opponent	Date	Pts	Reb	Ast
Drake	12/30/77	13	11	--
at Ohio State	1/7/78	13	11	--
at Michigan	2/25/78	17	16	--
Ohio State	3/2/78	16	14	--
Kent State	11/25/78	13	10	--
Wichita State	11/28/78	15	11	--
at Detroit	12/8/79	10	15	--
Minnesota	1/26/80	14	10	--
vs. VCU	3/6/80	17	10	--
Iowa State	12/20/80	12	14	--

Nate Washington (3)

Opponent	Date	Pts	Reb	Ast
Kentucky	12/14/73	10	13	--
UW-Green Bay	12/29/73	12	10	--
Minnesota	2/5/74	13	13	--

Jay Webb (2)

Opponent	Date	Pts	Reb	Ast
Amer.-Puerto Rico	12/20/92	12	12	--
vs. Eastern Michigan	12/21/92	18	10	--

Aaron White (16)

Opponent	Date	Pts	Reb	Ast
Chicago State	11/11/11	19	10	--
at Northwestern	2/9/12	19	10	--
at Penn State	2/16/12	16	10	--
Dayton	3/13/12	25	11	--
Gardner-Webb	11/17/12	13	10	--
at Virginia Tech	11/27/12	21	10	--
at Nebraska	2/23/13	15	13	--
Indiana State	3/20/13	11	13	--
Omaha	11/10/13	20	15	--
at Iowa State	12/13/13	25	17	--
Northwestern	1/9/14	18	10	--
Purdue	3/2/14	15	10	--
vs. Syracuse	11/21/14	15	12	--
at Nebraska	2/22/15	18	11	--
at Penn State	2/28/15	21	14	--
vs. Penn State	3/12/15	21	13	--

CAREER DOUBLE-DOUBLE CLUB (SINCE 1969-70)

IOWA BASKETBALL

2020 MEDIA GUIDE



Joe Wieskamp (1)

Opponent	Date	Pts	Reb	Ast
Pittsburgh	11/27/18	18	11	--

James Winters (4)

Opponent	Date	Pts	Reb	Ast
Drake	11/30/93	16	11	--
Lehigh	12/3/93	24	11	--
Duke	12/22/93	22	10	--
Indiana	1/11/94	14	10	--

Adam Woodbury (9)

Opponent	Date	Pts	Reb	Ast
North Dakota St.	11/17/14	10	11	--
Ohio State	1/7/15	13	10	--
vs. Notre Dame	11/27/15	14	10	--
Florida State	12/2/15	11	10	--
at Rutgers	1/21/16	12	11	--
Purdue	1/24/16	13	10	--
at Maryland	1/28/16	11	10	--
at Illinois	2/7/16	10	14	--
at Indiana	2/11/16	13	15	--

Andre Woolridge (3)


Opponent	Date	Pts	Reb	Ast
Illinois	2/1/95	18	--	10
vs. DePaul	3/15/95	17	--	10
vs. Virginia	3/13/97	17	--	10

Glen Worley (6)

Opponent	Date	Pts	Reb	Ast
Kansas State	12/22/01	11	12	--
Michigan	2/23/02	14	10	--
Penn State	2/15/03	15	10	--
Indiana	2/19/03	11	13	--
Wisconsin	2/22/03	14	14	--
at Ohio State	2/18/04	12	10	--

Gerry Wright (6)

Opponent	Date	Pts	Reb	Ast
Ark.-Little Rock	11/24/84	23	11	--
Wisconsin	1/26/85	19	10	--
vs. Ark.-Little Rock	11/25/85	16	13	--
Michigan	2/14/85	14	11	--
Northwestern	2/22/86	11	11	--
at Ohio State	2/26/86	17	14	--



Kevin Kunnert is Iowa's all-time leader in double-doubles with 48 (1971-73).



Jordan Bohannon amassed a school-record six double-doubles in points and assists in his first two seasons as a Hawkeye (2017-18).



Career 1,000 Points and 500 Rebounds

Player	Points	Rebounds
1. Roy Marble (1986-89)	2,116	668
2. Aaron White (2012-15)	1,859	901
3. Acie Earl (1990-93)	1,779	811
4. Greg Stokes (1982-85)	1,768	807
5. Jess Settles (1994-97, '99)	1,611	747
6. Don Nelson (1960-62)	1,522	784
7. Greg Brunner (2003-06)	1,516	990
8. Jeff Horner (2003-06)	1,502	563
9. Ed Horton (1986-89)	1,372	876
10. Bruce King (1975-77)	1,361	852
11. Tyler Cook (2017-present)	1,315	619
12. Jarrod Uthoff (2014-16)	1,298	579
13. Kenyon Murray (1993-96)	1,230	566
14. Kevin Boyle (1979-82)	1,189	674
15. Dave Gunther (1957-59)	1,188	690
16. Bill Logan (1954-56)	1,188	553
17. John Johnson (1969-70)	1,172	509
18. Kevin Kunenrt (1971-73)	1,145	914
19. Melsahn Basabe (2011-14)	1,119	752
20. Michael Payne (1982-85)	1,118	857
21. Ryan Bowen (1995-98)	1,090	804
22. Glen Worley (2001-04)	1,060	552
23. Reggie Evans (2001-02)	1,054	794
24. Carl Cain (1954-56)	1,054	501
25. Gerry Jones (1965-67)	1,039	665
26. George Peeples (1964-66)	1,025	654

1,000 Points and 100 Steals

Player	Points	Steals
1. Roy Marble (1986-89)	2,116	179
2. Aaron White (2012-15)	1,859	149
3. Acie Earl (1990-93)	1,779	111
4. Greg Stokes (1982-83)	1,768	110
5. B.J. Armstrong (1986-89)	1,705	171
6. Roy Devyn Marble (2011-14)	1,694	176
7. Matt Gatens (2009-12)	1,635	141
8. Jess Settles (1994-97, '99)	1,611	154
9. Adam Haluska (2005-07)	1,578	113
10. Dean Oliver (1998-2001)	1,561	205
11. Andre Woolridge (1995-97)	1,525	123
12. Jeff Horner (2003-06)	1,502	166
13. James Moses (1989-92)	1,343	139
14. Kenyon Murray (1993-96)	1,230	200
15. Val Barnes (1991-93)	1,181	119
16. Bob Hansen (1980-83)	1,145	100
17. Michael Payne (1982-85)	1,118	115
18. Ryan Bowen (1995-98)	1,090	208
19. Mike Gesell (2013-16)	1,072	160
20. Steve Carfino (1981-84)	1,037	178
21. Peter Jok (2014-17)	1,508	102

1,000 Points and 400 Assists

Player	Points	Assists
1. B.J. Armstrong (1986-89)	1,705	517
2. Ronnie Lester (1977-80)	1,675	480
3. Dean Oliver (1998-2001)	1,561	561
4. Andre Woolridge (1995-97)	1,525	575
5. Jeff Horner (2003-06)	1,502	612
6. Jordan Bohannon (2017-present)	1,222	471
7. Mike Gesell (2013-16)	1,072	557

1,000 Points and 100 Blocked Shots

Player	Points	Blocks
1. Acie Earl (1990-93)	1,779	365
2. Greg Stokes (1982-85)	1,768	228
3. Greg Brunner (2003-06)	1,516	104
4. Jarrod Uthoff (2014-16)	1,298	177
5. Melsahn Basabe (2011-14)	1,119	148
6. Michael Payne (1982-85)	1,118	232
7. Ryan Bowen (1995-98)	1,090	124

Top Scoring Tandems in a Single Season

1,279	Roy Marble (675); Ed Horton (604)	1989
1,178	John Johnson (699); Chad Calabria (479)	1970
1,138	Jarrod Uthoff (624); Peter Jok (514)	2016
1,125	Luke Recker (600); Reggie Evans (525)	2002
1,114	B.J. Armstrong (592); Roy Marble (522)	1988
1,106	Scott Thomson (567); Bruce King (539)	1976
1,098	Adam Haluska (637); Tyler Smith (461)	2007
1,051	Reggie Evans (529); Dean Oliver (522)	2001
1,042	Roy Devyn Marble (554); Aaron White (488)	2013
1,024	Greg Stokes (548); Bob Hansen (476)	1983
1,014	Chris Kingsbury (553); Andre Woolridge (461)	1995
1,011	Acie Earl (542); Val Barnes (469)	1993

Most 500 Point Scorers in a Season

1989	Roy Marble (675); Ed Horton (604); B.J. Armstrong (596)
2016	Jarrod Uthoff (624); Peter Jok (514)

Most 400 Point Scorers in a Season

1970	4	John Johnson (699); Chad Calabria (479); Glenn Vidnovic (433); Fred Brown (429)
1988	4	B.J. Armstrong (592); Roy Marble (522); Bill Jones (442); Jeff Moe (437)
1989	3	Roy Marble (675); Ed Horton (604); B.J. Armstrong (596)
1976	3	Scott Thompson (567); Bruce King (539); Dan Frost (496)
1995	3	Chris Kingsbury (553); Andre Woolridge (461); Jess Settles (405)
2005	3	Greg Brunner (485); Adam Haluska (467); Jeff Horner (463)
1967	3	Sam Williams (549); Gerry Jones (448); Tom Chapman (402)
1987	3	Roy Marble (520); B.J. Armstrong (434); Kevin Gamble (418)
2006	3	Greg Brunner (481); Adam Haluska (474); Jeff Horner (407)
2018	3	Tyler Cook (506); Jordan Bohannon (445); Luka Garza (400)
1996	3	Jess Settles (484); Russ Millard (439); Andre Woolridge (419)
2019	3	Tyler Cook (478); Luka Garza (419); Jordan Bohannon (405)

Two 500 Point Seasons

1.	Roy Marble	1986-87 (520), 1987-88 (522), 1988-89 (675)
2.	Acie Earl	1990-91 (520), 1991-92 (586), 1992-93 (542)
3.	Greg Stokes	1982-83 (548), 1984-85 (638)
4.	B.J. Armstrong	1987-88 (592), 1988-89 (596)
5.	Devyn Marble	2012-13 (554), 2013-14 (550)
6.	Ronnie Lester	1977-78 (536), 1978-79 (524)
7.	Don Nelson	1960-61 (570), 1961-62 (571)
8.	Bruce King	1975-76 (539), 1976-77 (524)
9.	Sam Williams	1966-67 (544), 1967-68 (632)
10.	Reggie Evans	2000-01 (529), 2001-02 (525)

Three 500 Point Seasons

1.	Roy Marble	1986-87 (520), 1987-88 (522), 1988-89 (675)
2.	Acie Earl	1990-91 (520), 1991-92 (586), 1992-93 (542)

Three 400 Point Seasons

1.	Roy Marble	1986-87 (520), 1987-88 (522), 1988-89 (675)
2.	Aaron White	2012-13 (488), 2013-14 (424), 2014-15 (558)
3.	Acie Earl	1990-91 (520), 1991-92 (586), 1992-93 (542)
4.	Greg Stokes	1982-83 (548), 1983-84 (417), 1984-85 (638)
5.	B.J. Armstrong	1986-87 (434), 1987-88 (592), 1988-89 (596)
6.	Devyn Marble	2011-12 (402), 2012-13 (554), 2013-14 (550)
7.	Jess Settles	1993-94 (414), 1994-95 (405), 1995-96 (484)
8.	Adam Haluska	2004-05 (467), 2005-06 (474), 2006-07 (637)
9.	Andre Woolridge	1994-95 (461), 1995-96 (419), 1996-97 (645)

Three 200 Rebound Seasons

1. Aaron White	2012-13 (234), 2013-14 (220), 2014-15 (248)
2. Don Nelson	1959-60 (241), 1960-61 (258), 1961-62 (285)
3. Greg Brunner	2003-04 (239), 2004-05 (275), 2005-06 (314)
4. Bruce King	1974-75 (228), 1975-76 (292), 1976-77 (332)
5. Kevin Kunnert	1970-71 (227), 1971-72 (353), 1972-73 (334)
6. Michael Payne	1981-82 (201), 1982-83 (233), 1984-85 (235)

Four 100 Assist Seasons

1. Dean Oliver	1997-98 (131), 1998-99 (136), 1999-00 (126), 2000-01 (168)
2. Jeff Horner	2002-03 (140), 2003-04 (123), 2004-05 (180), 2005-06 (169)

Three 100 Assist Seasons

1. Dean Oliver	1997-98 (131), 1998-99 (136), 1999-00 (126), 2000-01 (168)
2. Jeff Horner	2002-03 (140), 2003-04 (123), 2004-05 (180), 2005-06 (169)
3. B.J. Armstrong	1986-87 (148), 1987-88 (155), 1988-89 (173)
4. Jordan Bohannon	2016-17 (175), 2017-18 (178); 2018-19 (118)
5. Roy Devyn Marble	2011-12 (126), 2012-13 (112), 2013-14 (118)
6. Andre Woolridge	1994-95 (190), 1995-96 (193), 1996-97 (192)
7. Mike Gesell	2013-14 (128), 2014-15 (135), 2015-16 (205)

Four 40 Steal Seasons

1. Kenyon Murray	1992-93 (45), 1993-94 (56), 1994-95 (58), 1995-96 (41)
------------------	--

Three 40 Steal Seasons

1. Kenyon Murray	1992-93 (45), 1993-94 (56), 1994-95 (58), 1995-96 (41)
2. Dean Oliver	1997-98 (42), 1998-99 (51), 1999-00 (62), 2000-01 (50)
3. B.J. Armstrong	1986-87 (50), 1987-88 (58), 1988-89 (55)
4. Roy Devyn Marble	2011-12 (53), 2012-13 (42), 2013-14 (60)
5. Jess Settles	1993-94 (40), 1994-95 (41), 1995-96 (48)
6. Jeff Horner	2002-03 (40), 2004-05 (47), 2005-06 (41)
7. Mike Gesell	2012-13 (40), 2013-14 (43), 2015-16 (44)

Four 40 Block Seasons

1. Acie Earl	1989-90 (50), 1990-91 (106), 1991-92 (121), 1992-93 (62)
--------------	--

Three 40 Block Seasons

1. Acie Earl	1981-82 (50), 1982-83 (78), 1983-84 (58), 1984-85 (62)
2. Greg Stokes	1982-83 (78), 1983-84 (58), 1984-85 (62)
3. Erek Hansen	2003-04 (40), 2004-05 (83), 2005-06 (89)

500 Points and 300 Rebounds in a Season

Player, Season	Points	Rebounds
1. Ed Horton, 1988-89	604	350
2. Bruce King, 1976-77	524	332
3. Reggie Evans, 2000-01	529	416
4. Reggie Evans, 2001-02	525	378

500 Points and 250 Rebounds in a Season

Player, Season	Points	Rebounds
1. Acie Earl, 1992-93	542	286
2. Greg Stokes, 1984-85	638	268
3. Don Nelson, 1960-61	570	258
4. Don Nelson, 1961-62	571	285
5. Ed Horton, 1988-89	604	350
6. Bruce King, 1975-76	539	292
7. Bruce King, 1976-77	524	332
8. Sam Williams, 1967-68	632	273
9. John Johnson, 1969-70	699	253
10. Reggie Evans, 2000-01	529	416
11. Reggie Evans, 2001-02	525	378

500 Points and 100 Assists in a Season

Player, Season	Points	Assists
1. B.J. Armstrong, 1987-88	592	155
2. B.J. Armstrong, 1988-89	550	118
3. Roy Devyn Marble, 2012-13	554	112
4. Roy Devyn Marble, 2012-13	550	118
5. Ronnie Lester, 1977-78	536	163
6. Ronnie Lester, 1977-78	524	147
7. Dean Oliver, 2000-01	522	168
8. Andre Woolridge, 1996-97	645	192

400 Points and 100 Assists in a Season

Player, Season	Points	Assists
1. B.J. Armstrong, 1986-87	434	148
2. B.J. Armstrong, 1987-88	592	155
3. B.J. Armstrong, 1988-89	550	118
4. Kenny Arnold, 1979-80	444	142
5. Jordan Bohannon, 2017-18	445	178
6. Jordan Bohannon, 2018-19	405	118
7. Jeff Horner, 2004-05	463	180
8. Jeff Horner, 2005-06	407	169
9. Roy Devyn Marble, 2011-12	402	126
10. Roy Devyn Marble, 2012-13	554	112
11. Roy Devyn Marble, 2012-13	550	118
12. Ronnie Lester, 1977-78	536	163
13. Ronnie Lester, 1977-78	524	147
14. Dean Oliver, 1999-2000	408	126
15. Dean Oliver, 2000-01	522	168
16. Andre Woolridge, 1994-95	461	190
17. Andre Woolridge, 1995-96	419	193
18. Andre Woolridge, 1996-97	645	192

500 Points and 50 Steals in a Season

Player, Season	Points	Steals
1. Roy Marble, 1987-88	522	59
2. B.J. Armstrong, 1987-88	592	58
3. B.J. Armstrong, 1988-89	596	55
4. Roy Devyn Marble, 2013-14	550	60
5. Dean Oliver, 2000-01	522	50
6. Reggie Evans, 2001-02	525	54

500 Points and 50 Blocks in a Season

Player, Season	Points	Blocks
1. Acie Earl, 1990-91	520	106
2. Acie Earl, 1991-92	586	121
3. Greg Stokes, 1982-83	548	78
4. Greg Stokes, 1984-85	638	62
5. Jarrod Uthoff, 2015-16	624	86



Points

Based on total points

Year	Player	No.	Avg
1939	Ben Stephens	215	13.4
1940	Vic Siegel	189	9.0
1941	Vic Siegel	194	9.7
1942	Tom Chapman	245	12.3
1943	Ben Trickey	229	13.5
1944	Dick Ives	327	18.2
1945	Dick Ives	217	12.1
1946	Dick Ives	187	10.4
1947	Murray Wier	272	15.1
1948	Murray Wier *	399	21.0
1949	Charlie Mason	146	7.8
1950	Frank Calsbeek	333	15.1
1951	Charles Darling	358	16.3
1952	Charles Darling *	561	25.5
1953	Deacon Davis	327	14.9
1954	Bill Logan	315	14.3
1955	Bill Logan	413	15.9
1956	Bill Logan	460	17.7
1957	Dave Gunther	271	12.3
1958	Dave Gunther	435	19.8
1959	Dave Gunther	482	21.9
1960	Don Nelson	380	15.8
1961	Don Nelson	570	23.7
1962	Don Nelson	572	23.8
1963	Dave Roach	289	12.0
1964	Dave Roach	367	15.9
1965	Chris Pervall	507	21.1
1966	Chris Pervall	458	19.1
1967	Sam Williams	544	22.6
1968	Sam Williams	632	25.3
1969	John Johnson	473	19.7
1970	John Johnson *	699	27.9
1971	Fred Brown	662	27.6
1972	Rick Williams	469	19.5
1973	Kevin Kunnert	460	19.2
1974	Candy LaPrince	457	19.0
1975	Bruce King	298	11.5
1976	Scott Thompson	567	19.5
1977	Bruce King	524	21.0
1978	Ronnie Lester	536	19.9
1979	Ronnie Lester	524	18.7
1980	Kenny Arnold	444	13.5
1981	Vince Brookins	411	14.7
1982	Michael Payne	308	11.4
1983	Greg Stokes	548	17.7
1984	Greg Stokes	417	14.9
1985	Greg Stokes	638	19.9
1986	Roy Marble	399	12.5
1987	Roy Marble	520	14.9
1988	B.J. Armstrong	592	17.4
1989	Roy Marble	675	20.5
1990	Les Jepsen	417	14.9
1991	Acie Earl	520	16.3
1992	Acie Earl	586	19.5
1993	Acie Earl	542	16.9
1994	James Winters	414	18.0
	Jess Settles	414	15.3
1995	Chris Kingsbury	553	16.8
1996	Jess Settles	484	15.1
1997	Andre Woolridge *	645	20.2
1998	Ricky Davis	464	15.0
1999	Dean Oliver	357	11.9
2000	Dean Oliver	408	13.6
2001	Reggie Evans	529	15.1
2002	Luke Recker	600	17.1
2003	Chauncey Leslie	490	15.8
2004	Pierre Pierce	468	16.1
2005	Greg Brunner	485	14.7
2006	Greg Brunner	481	14.1
2007	Adam Haluska *	637	20.5
2008	Justin Johnson	378	11.8
2009	Jake Kelly	372	11.6
2010	Matt Gatens	385	12.3
2011	Matt Gatens	366	12.6
2012	Matt Gatens	518	15.2
2013	Roy Devyn Marble	554	15.0
2014	Roy Devyn Marble	560	17.0
2015	Aaron White	558	16.4
2016	Jarrod Uthoff	624	18.9
2017	Peter Jok	636	19.9
2018	Tyler Cook	506	15.3
2019	Tyler Cook	478	14.5

* -- Big Ten scoring leader

Rebounds

Based on total rebounds

Year	Player	No.	Avg
1951	Charles Darling	387	17.6
1952	not available		
1953	not available		
1954	not available		
1955	Bill Logan	285	11.0
1956	Bill Logan	268	10.3
1957	Dave Gunther	197	8.9
1958	Nolden Gentry	241	10.9
1959	Dave Gunther	243	12.1
1960	Don Nelson	241	10.0
1961	Don Nelson	258	10.8
1962	Don Nelson	285	11.9
1963	Dave Roach	162	6.8
1964	Dave Roach	162	7.0
1965	George Peeples	249	10.4
1966	George Peeples	260	10.8
1967	Gerry Jones	257	10.7
1968	Sam Williams	273	10.9
1969	John Johnson	256	10.7
1970	John Johnson	253	10.1
1971	Kevin Kunnert	227	9.4
1972	Kevin Kunnert	353	14.7
1973	Kevin Kunnert	334	13.9
1974	Neil Fegebank	162	6.8
1975	Bruce King	228	8.8
1976	Bruce King	292	10.1
1977	Bruce King	332	12.3
1978	Clay Hargrave	267	9.9
1979	William Mayfield	236	8.4
1980	Steve Kraficisin	211	6.4
1981	Steve Kraficisin	179	6.4
1982	Michael Payne	201	6.9
1983	Michael Payne	233	7.5
1984	Greg Stokes	193	6.9
1985	Greg Stokes	268	8.4
1986	Gerry Wright	204	6.6
1987	Brad Lohaus	268	7.7
1988	Kent Hill	222	6.5
1989	Ed Horton	350	10.6
1990	Les Jepsen	281	10.0
1991	Acie Earl	213	6.7
1992	Chris Street	247	8.2
1993	Acie Earl	286	8.9
1994	Jess Settles	203	7.5
1995	Jim Bartels	204	6.2
1996	Jess Settles	239	7.5
1997	Ryan Bowen	264	9.1
1998	Ryan Bowen	271	8.7
1999	Jess Settles	133	4.8
2000	Jacob Jaacks	220	7.3
2001	Reggie Evans *	416	11.9
2002	Reggie Evans	378	11.1
2003	Jared Reiner	231	8.3
2004	Greg Brunner	239	8.2
2005	Greg Brunner	275	8.3
2006	Greg Brunner	314	9.2
2007	Tyler Smith	153	4.9
2008	Cyrus Tate	166	5.4
2009	Cyrus Tate	131	5.7
2010	Aaron Fuller	172	6.2
2011	Melsahn Basabe	210	6.8
2012	Aaron White	180	5.7
2013	Aaron White	234	6.2
2014	Aaron White	220	6.7
2015	Aaron White	248	7.3
2016	Adam Woodbury	273	8.3
2017	Nicholas Baer	197	5.8
2018	Tyler Cook	224	6.8
2019	Tyler Cook	252	7.6

Field Goal Percentage

Minimum of four att./game

Year	Player	FG%	FG-FGA
1947	Noble Jorgensen	.322	46-143
1948	Murray Wier	.354	152-429
1949	Franklin Calsbeek	.333	40-120
1950	Franklin Calsbeek	.341	127-372
1951	Charles Darling	.372	139-376
1952	Charles Darling	.417	204-489
1953	Chuck Jarnagin	.319	68-219
1954	Carl Cain	.427	106-248
1955	McKinley Davis	.479	92-192

1956	Bill Logan	.440	175-420
1957	Jim McConnell	.393	79-201
1958	Dave Gunther	.448	169-377
1959	Dave Gunther	.426	169-393
1960	Mike Heitman	.458	104-227
1961	Don Nelson	.522	197-377
1962	Don Nelson	.554	193-348
1963	Dave Roach	.455	117-257
1964	Dave Roach	.397	145-397
1965	George Peeples	.511	156-305
1966	George Peeples	.515	171-332
1967	Tom Chapman	.526	146-274
1968	Sam Williams	.461	219-475
1969	Ben McGilmer	.529	109-206
1970	John Johnson	.569	289-508
1971	Fred Brown	.501	268-535
1972	Kevin Kunnert	.516	180-349
1973	Kevin Kunnert	.545	198-363
1974	Neil Fegebank	.495	148-299
1975	Fred Haberecht	.469	97-209
1976	Dan Frost	.538	203-337
1977	Bruce King	.473	198-419
1978	Clay Hargrave	.520	117-225
1979	William Mayfield	.493	148-300
1980	Steve Kraficisin	.536	155-289
1981	Steve Kraficisin	.549	124-226
1982	Steve Carfino	.562	100-178
1983	Greg Stokes	.543	219-403
1984	Greg Stokes	.574	163-284
1985	Greg Stokes	.547	262-479
1986	Gerry Wright	.592	138-233
1987	Roy Marble	.557	199-357
1988	Kent Hill	.607	91-150
1989	Ray Thompson	.597	148-248
1990	Les Jepsen	.622	155-249
1991	Rodell Davis	.592	109-184
1992	Chris Street	.564	114-202
1993	Acie Earl	.505	203-402
1994	Jess Settles	.574	156-272
1995	Jim Bartels	.504	128-254
1996	Russ Millard	.609	151-248
1997	Ryan Bowen	.553	120-217
1998	Ryan Bowen	.603	164-272
1999	Joey Range	.525	85-162
2000	Jacob Jaacks	.468	123-263
2001	Duez Henderson	.514	75-146
2002	Reggie Evans	.496	169-341
2003	Jared Reiner	.541	92-170
2004	Greg Brunner	.549	123-224
2005	Greg Brunner	.512	175-342
2006	Erek Hansen	.581	93-160
2007	Seth Gorney	.575	77-134
2008	Cyrus Tate	.667	86-129
2009	Jeff Peterson	.450	81-180
2010	Jarryd Cole	.566	103-182
2011	Melsahn Basabe	.572	131-229
2012	Melsahn Basabe	.524	109-208
2013	Adam Woodbury	.488	81-166
2014	Aaron White	.584	143-245
2015	Aaron White	.521	171-328
2016	Adam Woodbury	.550	94-171
2017	Cordell Pems	.617	116-188
2018	Tyler Cook	.566	192-339
2019	Ryan Kriener	.539	76-141

3-Pt. Field Goal Percentage

Minimum of one 3-pt. FGA per game

Year	Player	FG%	FG-FGA
1983	Steve Carfino	.454	30-66
1987	B.J. Armstrong	.519	28-54
1988	B.J. Armstrong	.453	62-137
1989	B.J. Armstrong	.397	46-116
1990	Troy Skinner	.267	16-60
1991	Troy Skinner	.472	42-89
1992	Troy Skinner	.360	18-50
1993	Wade Lookingbill	.377	20-53
1994	Jim Bartels	.374	49-131
1995	Jim Bartels	.413	59-143
1996	Jess Settles	.348	40-115
1997	Kent McCausland	.522	70-134
1998	J.R. Koch	.471	16-34
1999	Kent McCausland	.421	59-140
2000	Rob Griffin	.401	57-142
2001	Luke Recker	.431	47-109
2002	Ryan Hogan	.471	33-70

SEASON LEADERS

IOWA BASKETBALL



2020 MEDIA GUIDE

2003	Brody Boyd	.309	55-178
2004	Jeff Horner	.425	65-153
2005	Jeff Horner	.408	86-211
2006	Jeff Horner	.348	70-201
2007	Justin Johnson	.455	45-99
2008	Jake Kelly	.408	30-69
2009	Matt Gatens	.403	52-129
2010	Devan Bawinkel	.381	32-84
2011	Matt Gatens	.331	54-163
2012	Zach McCabe	.449	22-49
2013	Roy Devyn Marble	.327	49-150
2014	Jarrod Uthoff	.425	17-40
2015	Anthony Clemmons	.373	22-59
2016	Dom Uhl	.450	27-60
2017	Brady Ellingson	.471	32-68
2018	Jordan Bohannon	.430	96-223
2019	Joe Wieskamp	.424	59-139

Free Throw Percentage

Minimum of two att./game

Year	Player	FT%	FT-FTA
1939	Ben Stephens	.707	75-106
1940	Dick Evans	.758	25-33
1941	Vic Siegel	.750	60-80
1942	Tom Chapman	.726	69-95
1943	Tom Chapman	.766	46-60
1944	Dick Ives	.602	41-68
1945	Clayton Wilkinson	.632	43-68
1946	Murray Wier	.629	39-62
1947	Murray Wier	.667	62-93
1948	Leonard Metcalfe	.750	27-36
1949	Al Weiss	.637	37-58
1950	Bob Vollers	.633	33-57
1951	Charles Darling	.667	80-120
1952	Charles Darling	.702	153-218
1953	Herb Thompson	.666	78-117
1954	Bill Logan	.659	83-126
1955	Bill Seaberg	.788	82-104
1956	Bill Seaberg	.780	110-141
1957	Dave Gunther	.685	87-127
1958	Dave Gunther	.688	97-141
1959	Dave Gunther	.737	112-152
1960	Mike Heitman	.837	41-49
1961	Don Nelson	.656	176-268
1962	Don Nelson	.704	186-264
1963	Jimmy Rodgers	.800	92-115
1964	Jimmy Rodgers	.829	87-105
1965	Jimmy Rodgers	.845	93-110
1966	Chris Pervall	.751	130-173
1967	Tom Chapman	.870	114-131
1968	Sam Williams	.732	194-265
1969	Glenn Vidnovic	.862	163-189
1970	Glenn Vidnovic	.875	133-152
1971	Fred Brown	.829	126-152
1972	Rick Williams	.863	113-131
1973	Rick Williams	.851	63-74
1974	John Hairston	.702	40-57
1975	Larry Moore	.794	50-63
1976	Cal Wulfsberg	.818	63-77
1977	Dick Peth	.819	86-105
1978	Ronnie Lester	.746	132-177
1979	Ronnie Lester	.845	136-161
1980	Ronnie Lester	.800	80-100
1981	Vince Brookins	.798	75-94
1982	Kenny Arnold	.784	91-116
1983	Bob Hansen	.760	98-129
1984	Steve Carfino	.757	56-74
1985	Jeff Moe	.778	49-63
1986	Bill Jones	.802	65-81
1987	B.J. Armstrong	.794	100-126
1988	B.J. Armstrong	.849	124-146
1989	B.J. Armstrong	.833	160-192
1990	Troy Skinner	.841	53-63
1991	Troy Skinner	.845	98-116
1992	Val Barnes	.862	81-94
1993	Wade Lookingbill	.828	72-87
1994	Chris Kingsbury	.821	46-56
1995	Chris Kingsbury	.803	98-122
1996	Russ Millard	.799	115-144
1997	Andre Woolridge	.749	155-207
1998	Dean Oliver	.762	96-126
1999	Jess Settles	.783	54-69
2000	Kyle Galloway	.841	69-82
2001	Luke Recker	.856	77-90
2002	Luke Recker	.885	108-122

2003	Chauncey Leslie	.781	107-137
2004	Jeff Horner	.860	98-114
2005	Adam Haluska	.808	105-130
2006	Adam Haluska	.848	112-132
2007	Adam Haluska	.870	167-192
2008	Jeff Peterson	.733	44-60
2009	Matt Gatens	.904	75-83
2010	Matt Gatens	.832	84-101
2011	Matt Gatens	.874	76-87
2012	Matt Gatens	.854	111-130
2013	Roy Devyn Marble	.810	153-189
2014	Aaron White	.807	130-161
2015	Aaron White	.819	195-238
2016	Peter Jok	.852	92-108
2017	Peter Jok	.911	154-169
2018	Jordan Bohannon	.904	75-83
2019	Jordan Bohannon	.872	102-117

Blocked Shots

(Based on total blocks)

Year	Player	No.	Avg
1980	Steve Kraficisin	23	0.6
1981	Steve Waite	16	0.6
1982	Greg Stokes	30	1.0
1983	Greg Stokes	79	2.5
1984	Greg Stokes	58	2.1
1985	Greg Stokes	62	1.9
1986	Gerry Wright	33	1.1
1987	Brad Lohaus	37	1.1
1988	Kent Hill	11	0.3
1989	Les Jepsen	28	0.9
1990	Acie Earl	50	2.3
1991	Acie Earl	106	3.3
1992	Acie Earl *	121	4.0
1993	Acie Earl	88	2.8
1994	James Winters	26	1.1
1995	Ryan Bowen	34	1.0
1996	Russ Millard	25	0.8
1997	Guy Rucker	39	1.2
1998	Ryan Bowen	41	1.3
1999	J.R. Koch	32	1.1
2000	Jacob Jaacks	13	0.4
2001	Reggie Evans	21	0.6
2002	Glen Worley	31	0.9
2003	Jared Reiner	34	1.2
	Glen Worley	34	1.1
2004	Erek Hansen	40	1.8
2005	Erek Hansen	83	2.6
2006	Erek Hansen	89	2.6
2007	Kurt Looby	53	1.7
2008	Kurt Looby	43	1.3
2009	Cyrus Tate	13	0.6
2010	Eric May	26	0.8
2011	Melsahn Basabe	41	1.3
2012	Melsahn Basabe	36	1.0
2013	Melsahn Basabe	45	1.2
2014	Gabriel Olaseni	43	1.3
2015	Jarrod Uthoff	56	1.6
2016	Jarrod Uthoff	86	2.6
2017	Nicholas Baer	48	1.4
2018	Luka Garza	32	0.9
2019	Nicholas Baer	36	1.0

Steals (Based on total steals)

Year	Player	No.	Avg
1980	Kevin Boyle	58	1.7
1981	Kevin Boyle	38	1.4
1982	Steve Carfino	44	1.5
1983	Steve Carfino	54	1.7
1984	Steve Carfino	66	2.3
1985	Greg Stokes	48	1.5
1986	Andre Banks	66	2.1
1987	B.J. Armstrong	50	1.4
1988	Bill Jones	72	2.1
1989	B.J. Armstrong	59	1.8
1990	James Moses	43	1.5
1991	Kevin Smith	41	1.3
1992	James Moses	47	1.6
1993	Kenyon Murray	45	1.4
1994	Kenyon Murray	56	2.1
1995	Jim Bartels	70	2.1
1996	Mon'ter Glasper	50	1.6
1997	Ryan Bowen	55	1.9
1998	Ryan Bowen *	79	2.5

1999	Dean Oliver	51	1.7
2000	Dean Oliver	62	2.1
2001	Dean Oliver	50	1.4
2002	Luke Recker	56	1.6
2003	Chauncey Leslie	45	1.5
2004	Brody Boyd	68	2.3
2005	Jeff Horner	47	1.4
2006	Jeff Horner	41	1.4
2007	Tyler Smith	45	1.5
2008	Tony Freeman	22	1.0
2009	Jake Kelly	33	1.0
2010	Eric May	34	1.1
2011	Matt Gatens	38	1.3
2012	Roy Devyn Marble	53	1.5
2013	Mike Gesell	40	1.2
2014	Roy Devyn Marble	60	1.8
2015	Aaron White	45	1.3
2016	Mike Gesell	44	1.3
2017	Nicholas Baer	43	1.3
2018	Nicholas Baer	27	1.0
2019	Nicholas Baer	34	1.0

Assists (Based on total assists)

Year	Player	No.	Avg
1975	Larry Moore	70	2.7
1976	Cal Wulfsberg	191	9.0
1977	Cal Wulfsberg	110	4.1
1978	Ronnie Lester	163	6.1
1979	Ronnie Lester	147	5.3
1980	Kenny Arnold	142	4.3
1981	Kenny Arnold	110	3.9
1982	Kevin Boyle	101	3.5
1983	Steve Carfino	134	4.3
1984	Andre Banks	83	3.3
1985	Andre Banks	104	3.5
1986	Andre Banks	119	3.7
1987	B.J. Armstrong	148	4.2
1988	B.J. Armstrong	155	4.6
1989	B.J. Armstrong	173	5.4
1990	Troy Skinner	107	3.8
1991	Troy Skinner	109	3.4
1992	Kevin Smith	110	4.8
1993	Kevin Smith	110	3.9
1994	Mon'ter Glasper	140	5.2
1995	Andre Woolridge	190	5.8
1996	Andre Woolridge	193	6.0
1997	Andre Woolridge	192	6.0
1998	Dean Oliver	131	4.2
1999	Dean Oliver	136	4.5
2000	Dean Oliver	126	4.2
2001	Dean Oliver	168	4.8
2002	Pierre Pierce	114	3.2
2003	Jeff Horner	140	4.5
2004	Jeff Horner	123	4.2
2005	Jeff Horner	180	5.5
2006	Jeff Horner	169	5.6
2007	Tony Freeman	116	3.7
2008	Jeff Peterson	92	3.1
2009	Jeff Peterson	106	4.2
2010	Cully Payne	122	3.8
2011	Bryce Cartwright	182	5.9
2012	Bryce Cartwright	154	4.8
2013	Roy Devyn Marble	112	3.0
2014	Mike Gesell	128	3.9
2015	Mike Gesell	135	4.0
2016	Mike Gesell	205	6.2
2017	Jordan Bohannon	175	5.1
2018	Jordan Bohannon	178	5.4
2019	Jordan Bohannon	118	3.4

Note: Players listed in boldface are current players.



Largest Iowa Basketball Crowds

Crowd	Date	Opponent	Site	Result
&28,114	March 16, 1991	Duke	Metrodome, Minneapolis, MN	Duke, 85-70
&27,444	March 14, 1986	North Carolina State	Metrodome, Minneapolis, MN	N.C. State, 66-64
&27,284	March 17, 2005	Cincinnati	RCA Dome, Indianapolis, IN	Cincinnati, 76-64
&25,759	March 14, 1991	East Tennessee State	Metrodome, Minneapolis, MN	Iowa, 76-73
#23,697	March 12, 2005	Wisconsin	United Center, Chicago, IL	Wisconsin, 59-56
#23,418	March 10, 2001	Penn State	United Center, Chicago, IL	Iowa, 94-74
&23,229	March 25, 1988	Arizona	Kingdome, Seattle, WA	Arizona, 99-79
&23,229	March 22, 1987	UNLV	Kingdome, Seattle, WA	UNLV, 84-81
&22,914	March 20, 1987	Oklahoma	Kingdome, Seattle, WA	Iowa, 93-91
*22,797	Jan. 3, 1990	Northern Iowa	UNI-Dome, Cedar Falls, IA	UNI, 77-74
*22,508	Nov. 27, 1982	Brigham Young	Marriott Activities Center, Provo, UT	Iowa, 91-80
#22,081	March 11, 2001	Indiana	United Center, Chicago, IL	Iowa, 63-61
#21,739	March 9, 2001	Ohio State	United Center, Chicago, IL	Iowa, 75-66
#21,711	March 6, 1998	Michigan	United Center, Chicago, IL	Michigan, 77-66
#21,517	March 11, 2005	Michigan State	United Center, Chicago, IL	Iowa, 71-69
*21,175	Jan. 7, 1989	North Carolina	Smith Center, Chapel Hill, NC	Iowa, 98-97
#20,003	March 8, 2001	Northwestern	United Center, Chicago, IL	Iowa, 72-55
#19,627	March 10, 2000	Michigan State	United Center, Chicago, IL	Michigan State, 75-65
&19,641	March 22, 2019	Cincinnati	Nationwide Arena, Columbus, OH	Iowa, 79-72
&19,610	March 24, 2019	Tennessee	Nationwide Arena, Columbus, OH	Tennessee, 83-77 (OT)
*19,548	Nov. 12, 1999	Stanford	Madison Square Garden, New York, NY	Stanford, 72-58
*19,548	Nov. 11, 1999	Connecticut	Madison Square Garden, New York, NY	Iowa, 70-68
#19,269	March 5, 1999	Wisconsin	United Center, Chicago, IL	Wisconsin, 77-64
*19,213	Nov. 29, 2003	Louisville	Conseco Fieldhouse, Indianapolis, IN	Iowa, 70-69 (OT)
*19,200	Jan. 5, 2002	Ohio State	Schottenstein Center, Columbus, OH	OSU, 72-62
*19,100	Feb. 9, 2000	Ohio State	Schottenstein Center, Columbus, OH	Iowa, 67-64
#19,066	March 10, 2005	Purdue	United Center, Chicago, IL	Iowa, 71-52
*19,042	Dec. 10, 1991	Northern Iowa	UNI-Dome, Cedar Falls, IA	Iowa, 108-85

* - Regular season game

- Big Ten Tournament

& - NCAA Tournament

BEST ATTENDANCE YEARS

All Games

Year	Games	Attendance	Avg.	National Ranking
1990	28	428,799	15,314	19th
2014	33	504,108	15,276	---
2000	30	452,141	15,071	17th
2002	35	526,451	15,041	5th
1992	30	434,226	14,474	13th
2001	35	499,990	14,285	9th
1999	30	426,044	14,201	19th
1984	28	393,344	14,048	13th
2015	34	475,998	14,000	---
1991	32	446,586	13,956	10th
1994	27	374,614	13,875	---
1983	31	422,438	13,627	7th
1996	32	431,697	13,491	17th
1988	34	457,970	13,470	11th
1989	33	444,354	13,465	16th
2019	35	470,893	13,454	TBA
1995	33	441,931	13,392	9th
1985	32	425,347	13,292	8th
1987	35	459,827	13,138	8th
2004	29	380,509	13,121	---
1993	32	412,067	12,877	14th
1980	33	421,007	12,758	8th
2006	34	432,602	12,724	---
2003	31	393,417	12,691	---
2013	38	478,871	12,602	---
1982	29	363,355	12,529	11th
1997	32	399,114	12,472	---
1981	28	348,970	12,463	23rd
2012	33	410,659	12,444	---
1998	31	385,704	12,442	---
2012	35	432,496	12,357	---
1986	32	392,260	12,258	15th
2005	33	401,804	12,176	---
2017	34	405,278	11,919	---
2007	31	362,462	11,692	---
2011	31	343,977	11,096	---
2018	33	363,907	11,027	---
2008	32	347,626	10,863	---
2010	32	347,370	10,855	---
2009	32	343,018	10,719	---

Home Games

Year	Games	Attendance	Avg.	National Ranking
1989	17	263,500	15,500	9th
2001	16	248,000	15,500	12th
1990	16	248,000	15,500	12th
1988	16	248,000	15,500	10th
1984	14	216,300	15,450	8th
1996	15	231,244	15,416	11th
1992	15	230,143	15,343	13th
1994	15	229,676	15,312	9th
1993	16	243,446	15,215	10th
2002	17	258,511	15,207	12th
1995	18	273,540	15,197	12th
2000	13	197,030	15,156	13th
1985	18	286,131	15,060	8th
1991	17	252,856	14,874	13th
1983	14	207,444	14,817	8th
1986	13	192,068	14,774	9th
1987	15	218,892	14,593	12th
2014	17	254,588	14,976	17th
1997	16	233,368	14,586	10th
1999	15	212,595	14,173	17th
2015	18	253,817	14,101	20th
1998	16	223,404	13,963	14th
2016	15	207,528	13,835	19th
2013	20	272,496	13,625	21st
1970	12	160,791	13,399	4th
1980	13	173,745	13,365	11th
1982	13	173,745	13,365	12th
1981	14	185,876	13,276	13th
2003	18	238,233	13,235	20th
2004	14	181,680	12,977	23rd
2017	20	250,959	12,547	23rd
2019	18	231,650	12,869	23rd
2007	16	195,139	12,196	26th
2018	15	180,391	12,026	28th
2006	17	204,102	12,006	25th
2005	16	190,413	11,901	22nd
2012	19	238,170	11,908	31st
2011	16	186,157	11,635	---
2008	18	193,700	10,761	---

Note: Iowa home games moved from Iowa Fieldhouse (13,365) to Carver-Hawkeye Arena (15,500) for the final 10 home games in 1983. Due to Carver-Hawkeye Arena renovations, the capacity dropped from 15,500 to 15,400 in 2012 and 15,400 to 15,056 in 2019.



Biggest Margins of Victory

Year	Score	Opponent	Margin
1945	101-23	Western Illinois	78
1944	103-31	Chicago	72
1946	91-26	South Dakota	65
2013	103-41	Abilene Christian	62
1946	87-25	Augustana	62
1902	66-4	Wilton	62
1966	111-50	Pepperdine	61
1903	68-7	Wilton	61
1985	99-39	Illinois Wesleyan	60
1998	96-37	Puerto Rico-Mayaguez	59
1906	70-12	Coe	58
1907	73-16	Northern Iowa	57
1973	101-44	Chicago State	57
1992	101-45	Maryland-Eastern Shore	56
1993	85-29	Texas-Pan American	56
1993	101-47	at American-Puerto Rico	54
1986	101-48	Wisconsin	53
1949	78-26	Ithaca	52
1996	93-41	Western Illinois	52
2010	111-50	SIU-Edwardsville	51
1908	63-12	Cedar Rapids (YMCA)	51
1970	111-60	at Hawai'i	51
1945	87-37	South Dakota State	50
1916	55-6	Iowa Wesleyan	49
1985	89-40	Georgia State	49
1998	112-64	North Texas	48
1944	82-34	Western Illinois	48
1987	95-47	Delaware	48
1980	113-66	Colorado State	47
1995	126-79	Morgan State	47
2018	110-64	Savannah State	46
2013	109-63	Maryland-Eastern Shore	46
1993	104-58	Central Connecticut State	46
1996	104-58	East Tennessee State	46
1998	105-60	Chicago State	45
1906	65-20	at Coe	45
1906	70-25	at Northern Iowa	45
1992	121-76	Centenary	45
2012	90-46	South Carolina State	44
2013	82-39	UNC Wilmington	43
2011	96-53	Chicago State	43
1944	63-20	Denver	43
1965	111-68	Michigan State	43
1980	86-43	Northern Illinois	43
1981	98-55	Detroit	43
1985	89-46	Morehead State	43
1996	110-67	Texas Southern	43
2007	101-59	Georgia State	42
2002	101-59	Drake	42
1906	51-9	Northern Iowa	42
1962	88-46	Nevada	42
1978	107-65	Denver	42
2011	105-64	Central Arkansas	41
1905	50-9	Coe	41
1933	52-11	at Drake	41
1947	73-32	South Dakota State	41
1961	105-64	Arizona	41
1965	106-55	North Dakota	41
1981	112-71	Nevada-Reno	41
1909	49-9	Northern Iowa	40
1979	95-55	Illinois Wesleyan	40
1985	105-65	Wisconsin	40
1991	104-64	at Chaminade	40
1997	67-37	at Chaminade	40

Biggest Margins of Defeat

Year	Score	Opponent	Margin
1975	49-102	at Indiana	53
1990	71-118	at Indiana	47
1974	67-105	at Kansas State	38
1975	60-97	at Oregon State	37
1902	10-47	at Minnesota	37
2017	89-54	at Northwestern	35
2010	53-88	at Minnesota	35
1975	54-89	at Kansas	35
1975	72-107	at Purdue	35
1974	54-89	at Indiana	35
1972	72-106	at UCLA	34
1914	13-47	at Chicago	34
2016	74-41	vs. Virginia	33
1990	85-118	at Illinois	33
2007	49-81	at Michigan State	32
1943	34-66	at Illinois	32
2015	50-82	at Wisconsin	32
2008	48-79	at Ohio State	31
1995	79-110	at Indiana	31
1990	96-127	at Michigan	31
1949	49-80	at Illinois	31
1905	17-48	at Minnesota	31

Iowa Streaks

All-game Wins:	18, 1986-87
All-game Home Wins:	24, 1946-47 to 1948-49
All games, in CHA:	21, 2004-05 to 2006-07
Most Home Wins, Season:	17 (17-0), 2005-06
All-game Road Wins:	8, 1955-56 season; 1969-70 season
Non-conference Wins:	33, 1944-45 to 1949-50
Non-conf. Home Wins:	77, 1942-43 to 1958-59
Non-conf. Away Wins:	9, 1979-80
Big Ten Wins:	14, 1969-70 season
Big Ten Home Wins:	14, 1980-81 to 1981-82
Big Ten Wins, CHA:	12, 2004-05 to 2006-07
Big Ten Away Wins:	7, 1955-56 season; 1969-70 season
Season-opener Wins:	31, 1978-79 to 2008-09
Home-opener Wins:	45, 1963-64 to 2008-09
Away-opener Wins:	8, 1930-31 to 1937-38
All-game Losses:	8, 1929-30 to 1930-31; 1973-74 season
All-game Home Losses:	6, 1929-30 to 1930-31
All-game Away Losses:	18, 2008-09 to 2009-10
Non-conference Losses:	8, 1929-30 to 1930-31
Non-conf. Home Losses:	5, 1929-30 to 1939-31
Non-conf. Away Losses:	6, 2007-08 to 2010-11
Big Ten Losses:	10, 1910-11 to 1912-13
Big Ten Home Losses:	5, 1910-11 to 1912-13
Big Ten Away Losses:	13, 1928-29 to 1931-32
Season-opener Losses:	2, 1930-31 to 1931-32, 1969-70 to 1970-71, 2009-10 to 2010-11
Home-opener Losses:	2, 1930-31 to 1931-32, 2009-10 to 2010-11
Away-opener Losses:	5, 1967-68 to 1971-72

Iowa's Longest Winning Streaks

Wins	Year	Overall	Big Ten
18	1986-87	30-5	14-4
17	1955-56	20-6	13-1
16	1969-70	20-5	14-0
12	1951-52	19-3	11-3
12	1943-44	14-4	9-3
11	1998-99	20-10	9-7
11	1992-93	23-9	11-7
11	1922-23	13-2	11-1



- 26 NCAA Tournament appearances
- 30-28 all-time NCAA Tournament record

Final Four (3x)

1980, 1956, 1955

Elite Eight (4x)

1987, 1980, 1956, 1955

Sweet 16 (8x)

1999, 1988, 1987, 1983, 1980, 1970, 1956, 1955

Second Round (12x since 64/68-team format began in 1985)

2019, 2016, 2015, 2001, 1999, 1997, 1996, 1993, 1992, 1991, 1989, 1988, 1987

1954-55, Mideast Region, Evanston, IL

Penn State	W	82-53
------------	---	-------

Marquette	W	86-81
-----------	---	-------

Final Four, Kansas City, MO

LaSalle	L	73-76
---------	---	-------

Colorado	L	54-75
----------	---	-------

1955-56, Mideast Region, Iowa City, IA

Morehead State	W	97-83
----------------	---	-------

Kentucky	W	89-77
----------	---	-------

Final Four, Evanston, IL

Temple	W	83-76
--------	---	-------

San Francisco	L	71-83
---------------	---	-------

1969-70, Mideast Region, Columbus, OH

Jacksonville	L	103-104
--------------	---	---------

Notre Dame	W	121-106
------------	---	---------

1978-79, Mideast Region, Bloomington, IN (#4 Seed)

Toledo	L	72-74
--------	---	-------

1979-80, East Region, Greensboro, NC (#5 Seed)

VCU	W	86-72
-----	---	-------

N.C. State	W	77-64
------------	---	-------

Philadelphia, PA

Syracuse	W	88-77
----------	---	-------

Georgetown	W	81-80
------------	---	-------

Final Four, Indianapolis, IN

Louisville	L	72-80
------------	---	-------

Purdue	L	58-75
--------	---	-------

1980-81, Midwest Region, Wichita, KS (#3 Seed)

Wichita State	L	56-60
---------------	---	-------

1981-82, West Region, Pullman, WA (#6 Seed)

Northeast Louisiana	W	70-63
---------------------	---	-------

Idaho	L	67-69 (OT)
-------	---	------------

1982-83, Midwest Region, Louisville, KY (#7 Seed)

Utah State	W	64-59
------------	---	-------

Missouri	W	77-63
----------	---	-------

Kansas City, MO

Villanova	L	54-55
-----------	---	-------

1984-85, West Region, Salt Lake City, UT (#8 Seed)

Arkansas	L	54-63
----------	---	-------

1985-86, Midwest Region, Minneapolis, MN (#11 Seed)

NC State	L	64-66
----------	---	-------

1986-87, West Region, Tucson, AZ (#2 Seed)

Santa Clara	W	99-76
-------------	---	-------

Texas-El Paso	W	84-82
---------------	---	-------

Seattle, WA

Oklahoma	W	93-91
----------	---	-------

UNLV	L	81-84
------	---	-------

1987-88, West Region, Los Angeles, CA (#5 Seed)

Florida State	W	102-98
---------------	---	--------

Nevada-Las Vegas	W	104-86
------------------	---	--------

Seattle, WA

Arizona	L	79-99
---------	---	-------

1988-89, East Region, Providence, RI (#4 Seed)

Rutgers	W	87-83
---------	---	-------

North Carolina State	L	96-102 (2 OT)
----------------------	---	---------------

1990-91, Midwest Region, Minneapolis, MN (#7 Seed)

East Tennessee State	W	76-73
----------------------	---	-------

Duke	L	70-85
------	---	-------

1991-92, East Region, Greensboro, NC (#9 Seed)

Texas	W	98-92
-------	---	-------

Duke	L	62-75
------	---	-------

1992-93, Southeast Region, Nashville, TN (#4 Seed)

Northeast Louisiana	W	82-69
---------------------	---	-------

Wake Forest	L	78-84
-------------	---	-------

1995-96, West Region, Tempe, AZ (#6 Seed)

George Washington	W	81-79
-------------------	---	-------

Arizona	L	73-87
---------	---	-------

1996-97, West Region, Salt Lake City, UT (#8 Seed)

Virginia	W	73-60
----------	---	-------

Kentucky	L	69-75
----------	---	-------

1998-99, West Region, Denver, CO (#5 Seed)

UAB	W	77-64
-----	---	-------

Arkansas	W	82-72
----------	---	-------

Phoenix, AZ

Connecticut	L	68-78
-------------	---	-------

2000-01, East Region, Long Island, NY (#7 Seed)

Creighton	W	69-56
-----------	---	-------

Kentucky	L	79-92
----------	---	-------

2004-05, Austin Region, Indianapolis, IN (#10 seed)

Cincinnati	L	64-76
------------	---	-------

2005-06, Atlanta Region, Auburn Hills, MI (#3 seed)

Northwestern State	L	63-64
--------------------	---	-------

2013-14, Midwest Region, Dayton, OH (#11 seed)

Tennessee	L	65-78 (OT)
-----------	---	------------

2014-15, South Region, Seattle, WA (#7 seed)

Davidson	W	83-52
----------	---	-------

Gonzaga	L	68-87
---------	---	-------

2015-16, South Region, Brooklyn, NY (#7 seed)

Temple	W	72-70 (OT)
--------	---	------------

Villanova	L	68-87
-----------	---	-------

2018-19, South Region, Columbus, OH (#10 seed)

Cincinnati	W	79-72
------------	---	-------

Tennessee	L	77-83 (OT)
-----------	---	------------



Points Per Game

1.	18.1	Dick Ives, 1943-44
2.	15.3	Jess Settles, 1993-94
3.	15.0	Ricky Davis, 1997-98
4.	14.9	Tyler Smith, 2006-07
5.	14.4	Dave Danner, 1943-44
6.	13.4	Ronnie Lester, 1976-77
7.	12.5	Roy Marble, 1985-86
8.	12.3	Tyler Cook, 2016-17
9.	12.1	Luka Garza, 2017-18
10.	11.9	Kevin Boyle, 1978-79

Total Points

1.	464	Ricky Davis, 1997-98
2.	461	Tyler Smith, 2006-07
3.	414	Jess Settles, 1993-94
4.	400	Luka Garza, 2017-18
5.	399	Roy Marble, 1985-86
6.	389	Aaron White, 2011-12
7.	388	Joe Wieskamp, 2018-19
8.	372	Jordan Bohannon, 2016-17
9.	363	Ronnie Lester, 1976-77
10.	357	Ray Thompson, 1988-89
11.	345	Matt Gatens, 2008-09

Field Goal Percentage (minimum 2 made/game)

1.	.617 (116-188)	Cordell Pems, 2016-17
2.	.597 (148-248)	Ray Thompson, 1988-89
3.	.574 (156-272)	Jess Settles, 1993-94
4.	.572 (131-229)	Melsahn Basabe, 2010-11
5.	.557 (146-262)	Luka Garza, 2017-18
6.	.554 (128-231)	Tyler Cook, 2016-17
7.	.526 (91-173)	Greg Brunner, 2002-03
8.	.525 (85-162)	Joey Range, 1998-99
9.	.523 (157-300)	Roy Marble, 1985-86
10.	.518 (146-282)	Guy Rucker, 1996-97

Free Throw Percentage (minimum 2 att./game)

1.	.904 (75-83)	Matt Gatens, 2008-09
2.	.789 (86-109)	Jess Settles, 1993-94
3.	.767 (56-73)	Jeff Horner, 2002-03
4.	.767 (79-103)	Joe Wieskamp, 2018-19
5.	.762 (96-126)	Dean Oliver, 1997-98
6.	.750 (72-96)	Kevin Boyle, 1978-79
7.	.727 (96-132)	Tyler Smith, 2006-07
8.	.722 (78-108)	Glen Worley, 2000-01
9.	.720 (85-118)	Roy Marble, 1985-86

3-Point Field Goal Percentage (1 att./game)*

1.	.435 (30-69)	Jake Kelly, 2007-08
2.	.424 (59-139)	Joe Wieskamp, 2018-19
3.	.416 (89-214)	Jordan Bohannon, 2016-17
4.	.403 (52-129)	Matt Gatens, 2008-09
5.	.396 (19-48)	Ryan Luehrmann, 1996-97
6.	.384 (28-73)	Kyle Galloway, 1999-00
7.	.381 (16-42)	Jess Settles, 1993-94
8.	.373 (47-126)	Brody Boyd, 2000-01
9.	.372 (45-121)	Josh Oglesby, 2011-12
10.	.359 (14-39)	Kevin Smith, 1990-91

3-Point Field Goals

1.	89 (89-214)	Jordan Bohannon, 2016-17
2.	59 (59-139)	Joe Wieskamp, 2018-19
3.	52 (52-129)	Matt Gatens, 2008-09
4.	47 (47-126)	Brody Boyd, 2000-01
5.	45 (45-121)	Josh Oglesby, 2011-12
6.	44 (44-137)	Chris Kingsbury, 1993-94
7.	30 (30-69)	Jake Kelly, 2007-08
8.	29 (29-81)	Isaiah Moss, 2016-17
9.	28 (28-73)	Klye Galloway, 1999-00

Rebounds

1.	211	Luka Garza, 2017-18
2.	210	Melsahn Basabe, 2010-11
3.	203	Jess Settles, 1993-94
4.	201	Michael Payne, 1981-82
5.	199	Aaron White, 2011-12
6.	186	Kevin Boyle, 1978-79
7.	181	Adam Woodbury, 2012-13
	181	Guy Rucker, 1996-97
9.	172	Joe Wieskamp, 2018-19
10.	169	Cordell Pems, 2016-17
11.	162	Greg Brunner, 2002-03

Assists**

1.	175	Jordan Bohannon, 2016-17
2.	140	Jeff Horner, 2002-03
3.	131	Dean Oliver, 1997-98
4.	122	Cully Payne, 2009-10
5.	114	Pierre Pierce, 2001-02
6.	105	Anthony Clemmons, 2012-13
7.	111	Tyler Smith, 2006-07
8.	101	Kevin Smith, 1990-91
9.	98	Ronnie Lester, 1976-77
10.	92	Jeff Peterson, 2007-08

Steals***

1.	45	Tyler Smith, 2006-07
	45	Kenyon Murray, 1992-93
	45	Ray Thompson, 1988-89
4.	42	Dean Oliver, 1997-98
5.	41	Kevin Smith, 1990-91
6.	40	Mike Gesell, 2012-13
	40	Jeff Horner, 2002-03
	40	Joey Range, 1998-99
	40	Jess Settles, 1993-94

Blocked Shots***

1.	52	Chris Street, 1990-91
2.	50	Acie Earl, 1989-90
3.	41	Melsahn Basabe, 2010-11
4.	39	Guy Rucker, 1996-97
5.	34	Ryan Bowen, 1994-95
6.	32	Luka Garza, 2017-18
7.	30	Greg Stokes, 1981-82
8.	29	Adam Woodbury, 2012-13
9.	26	Eric May, 2009-10
10.	24	Cordell Pems, 2016-17
11.	23	Aaron White, 2011-12
	23	Kenyon Murray, 1992-93
	23	Michael Payne, 1981-82

* - 3-point field goals did not exist prior to 1986-87

** - Assists were not recorded prior to 1974-75

*** - Blocks and steals were not recorded prior to 1979-80

Note: Players listed in boldface are current players.



Points Per Game

1.	19.9	Ronnie Lester, 1977-78
2.	17.7	Greg Stokes, 1982-83
3.	16.8	Chris Kingsbury, 1995-96
4.	16.3	Acie Earl, 1990-91
5.	16.1	Pierre Pierce, 2003-04
6.	15.8	Don Nelson, 1959-60
7.	15.6	Jess Settles, 1994-95
8.	15.3	Tyler Cook, 2017-18
9.	14.9	Roy Marble, 1986-87
10.	14.3	Bill Logan, 1953-54
11.	14.2	Adam Haluska, 2004-05

Total Points

1.	553	Chris Kingsbury, 1995-96
2.	548	Greg Stokes, 1982-83
3.	536	Ronnie Lester, 1977-78
4.	520	Roy Marble, 1986-87
5.	520	Acie Earl, 1990-91
6.	506	Tyler Cook, 2017-18
7.	488	Aaron White, 2012-13
8.	468	Pierre Pierce, 2003-04
9.	467	Adam Haluska, 2004-05
10.	461	Andre Woolridge, 1994-95
11.	445	Jordan Bohannon, 2017-18

Field Goal Percentage (minimum 2 made/game)

1.	.604 (55-91)	Ryan Bowen, 1995-96
2.	.566 (192-339)	Tyler Cook, 2017-18
3.	.564 (114-202)	Chris Street, 1991-92
4.	.557 (199-357)	Roy Marble, 1986-87
5.	.543 (219-403)	Greg Stokes, 1982-83
6.	.549 (123-224)	Greg Brunner, 2003-04
7.	.532 (84-158)	Jeff Moe, 1985-86
8.	.531 (156-294)	Luka Garza, 2018-19
9.	.524 (109-208)	Melsahn Basabe, 2011-12
10.	.522 (72-138)	Steve Waite, 1978-79
11.	.519 (153-295)	B.J. Armstrong, 1986-87

Free Throw Percentage (minimum 2 att./game)

1.	.904 (75-83)	Jordan Bohannon, 2017-18
2.	.860 (98-114)	Jeff Horner, 2003-04
3.	.849 (45-53)	Bob Hansen, 1980-81
4.	.841 (69-82)	Kyle Galloway, 1999-00
5.	.841 (53-63)	Troy Skinner, 1989-90
6.	.835 (66-79)	Jake Kelly, 2008-09
7.	.832 (84-101)	Matt Gatens, 2009-10
8.	.819 (86-105)	Dick Peth, 1976-77
9.	.809 (38-47)	Ben McGilmer, 1965-66
10.	.808 (105-130)	Adam Haluska, 2004-05
11.	.804 (86-107)	Luka Garza, 2018-19
12.	.803 (98-122)	Chris Kingbury, 1994-95

3-Point Field Goal Percentage (1 att./game)*

1.	.522 (70-134)	Kent McCausland, 1996-97
2.	.471 (32-68)	Brady Ellingson, 2016-17
3.	.450 (27-60)	Dom Uhl, 2015-16
4.	.449 (22-49)	Zach McCabe, 2011-12
5.	.430 (96-324)	Jordan Bohannon, 2017-18
6.	.425 (65-153)	Jeff Horner, 2003-04
7.	.420 (34-81)	Brody Boyd, 2001-02
8.	.409 (38-98)	Val Barnes, 1990-91
9.	.397 (46-116)	Nicholas Baer, 2016-17
10.	.397 (23-58)	Jeff Peterson, 2008-09
11.	.394 (117-297)	Chris Kingbury, 1994-95

3-Point Field Goals

1.	117 (117-297)	Chris Kingsbury, 1994-95
2.	96 (96-223)	Jordan Bohannon, 2017-18
3.	70 (70-134)	Kent McCausland, 1996-97
4.	65 (65-153)	Jeff Horner, 2003-04
5.	58 (58-149)	Adam Haluska, 2004-05
6.	46 (46-116)	Nicholas Baer, 2016-17
7.	38 (38-98)	Val Barnes, 1990-91

Rebounds

1.	247	Chris Street, 1991-92
2.	241	Don Nelson, 1959-60
3.	239	Greg Brunner, 2003-04
4.	234	Aaron White, 2012-13
5.	234	Gerry Jones, 1964-65
6.	233	Michael Payne, 1982-83
7.	227	Kevin Kunnert, 1970-71
8.	224	Tyler Cook, 2017-18
9.	223	Greg Stokes, 1982-83
10.	197	Nicholas Baer, 2016-17
	197	Ed Hortgon, 1986-87
	197	Dave Gunther, 1956-57

Assists**

1.	190	Andre Woolridge, 1994-95
2.	178	Jordan Bohannon, 2017-18
3.	163	Ronnie Lester, 1977-78
4.	148	B.J. Armstrong, 1986-87
5.	142	Kenny Arnold, 1979-80
6.	140	Mon'ter Glasper, 1993-94
7.	136	Dean Oliver, 1998-99
8.	128	Mike Gesell, 2013-14
9.	126	Roy Devyn Marble, 2011-12
10.	123	Jeff Horner, 2003-04
11.	115	Ryan Luehrsmann, 1997-98

Steals***

1.	56	Kenyon Murray, 1993-94
2.	53	Roy Devyn Marble, 2011-12
3.	51	Dean Oliver, 1998-99
4.	50	B.J. Armstrong, 1986-87
5.	48	Nicholas Baer, 2016-17
6.	45	Mon'ter Glasper, 1993-94
7.	43	Mike Gesell, 2013-14
8.	43	James Moses, 1989-90
9.	42	Andre Woolridge, 1994-95
10.	41	Aaron White, 2012-13
	41	Ryan Luehrsmann, 1997-98
	41	Chris Kingsbury, 1994-95

Blocked Shots***

1.	106	Acie Earl, 1990-91
2.	79	Greg Stokes, 1982-83
3.	43	Nicholas Baer, 2016-17
4.	40	Erek Hansen, 2003-04
5.	36	Melsahn Basabe, 2011-12
6.	32	Greg Brunner, 2003-04
7.	31	Glen Worley, 2001-02
8.	27	Aaron White, 2012-13
9.	25	Jared Reiner, 2001-02
	25	J.R. Koch, 1996-97

* -- 3-point field goals did not exist prior to 1986-87

** -- Assists were not recorded prior to 1974-75

*** -- Blocks and steals were not recorded prior to 1979-80



Points Per Game

1.	23.7	Don Nelson, 1960-61
2.	22.6	Sam Williams, 1966-67
3.	21.1	Chris Pervall, 1964-65
4.	19.8	Dave Gunther, 1957-58
5.	19.7	John Johnson, 1968-69
6.	19.5	Rick Williams, 1971-72
	19.5	Acie Earl, 1991-92
8.	18.7	Ronnie Lester, 1978-1979
9.	18.6	Bruce King, 1975-76
10.	18.2	Kevin Kunnert, 1971-72

Total Points

1.	592	B.J. Armstrong, 1987-88
2.	586	Acie Earl, 1991-92
3.	570	Don Nelson, 1960-61
4.	554	Roy Devyn Marble, 2012-13
5.	544	Sam Williams, 1966-67
6.	529	Reggie Evans, 2000-01
7.	524	Ronnie Lester, 1978-1979
8.	522	Roy Marble, 1987-88
9.	514	Peter Jok, 2015-16
10.	507	Chris Pervall, 1964-65

Field Goal Percentage (minimum 2 made/game)

1.	.600 (75-125)	J.R. Koch, 1997-98
2.	.592 (138-233)	Gerry Wright, 1985-1986
3.	.592 (109-184)	Rodell Davis, 1990-91
4.	.584 (143-245)	Aaron White, 2013-14
5.	.574 (163-284)	Greg Stokes, 1983-1984
6.	.566 (103-182)	Jarryd Cole, 2009-10
7.	.564 (66-117)	Matt Bullard, 1988-89
8.	.564 (53-94)	Les Jepsen, 1988-89
9.	.554 (190-343)	Roy Marble, 1987-88
10.	.553 (120-217)	Ryan Bowen, 1996-97

Free Throw Percentage (minimum 2 att./game)

1.	.878 (65-74)	Ben McGilmer, 1968-69
2.	.874 (76-87)	Matt Gatens, 2010-11
3.	.872 (102-117)	Jordan Bohannon, 2018-19
4.	.863 (113-131)	Rick Williams, 1971-72
5.	.862 (81-94)	Val Barnes, 1991-92
	.862 (163-189)	Glenn Vidhovic, 1968-69
7.	.856 (77-90)	Luke Recker, 2000-01
8.	.852 (92-108)	Peter Jok, 2015-16
9.	.849 (124-146)	B.J. Armstrong, 1987-88
10.	.848 (112-132)	Adam Haluska, 2005-06
11.	.845 (136-161)	Ronnie Lester, 1978-79
	.845 (98-116)	Troy Skinner, 1990-91

3-Point Field Goal Percentage (1 att./game)*

1.	.471 (16-34)	J.R. Koch, 1997-98
2.	.460 (74-161)	Kent McCausland, 1997-98
3.	.455 (45-99)	Justin Johnson, 2006-07
4.	.453 (62-137)	B.J. Armstrong, 1987-88
5.	.431 (47-109)	Luke Recker, 2000-01
6.	.421 (48-114)	Isaiah Moss, 2018-19
7.	.408 (86-211)	Jeff Horner, 2004-05
8.	.403 (31-77)	Josh Oglesby, 2013-14
9.	.402 (80-199)	Peter Jok, 2015-16
10.	.401 (57-142)	Rob Griffin, 1999-00

3-Point Field Goals

1.	86 (86-211)	Jeff Horner, 2004-05
2.	80 (80-199)	Peter Jok, 2015-16
3.	79 (79-206)	Jordan Bohannon, 2018-19
4.	74 (74-161)	Kent McCausland, 1997-98
5.	64 (64-185)	Adam Haluska, 2005-06
6.	62 (62-137)	B.J. Armstrong, 1987-88
7.	57 (57-142)	Rob Griffin, 1999-00

Rebounds

1.	416	Reggie Evans, 2000-01
2.	353	Kevin Kunnert, 1971-72
3.	292	Bruce King, 1975-76
4.	275	Greg Brunner, 2004-05
5.	264	Ryan Bowen, 1996-97
6.	258	Don Nelson, 1960-61
7.	256	John Johnson, 1968-69
8.	252	Tyler Cook, 2018-19
9.	249	George Peeples, 1964-65
10.	239	Jess Settles, 1995-96
11.	234	Acie Earl, 1991-92

Assists**

1.	193	Andre Woolridge, 1995-96
2.	182	Bryce Cartwright, 2010-11
3.	180	Jeff Horner, 2004-05
4.	155	B.J. Armstrong, 1987-88
5.	147	Ronnie Lester, 1978-79
6.	135	Mike Gesell, 2014-15
7.	134	Steve Carfino, 1982-1983
8.	126	Dean Oliver, 1999-00
9.	118	Jordan Bohannon, 2018-19
10.	112	Roy Devyn Marble, 2012-13
11.	110	Kevin Smith, 1992-93
	110	Kenny Arnold, 1980-1981

Steals***

1.	62	Dean Oliver, 1999-00
2.	61	B.J. Armstrong, 1987-88
3.	60	Roy Marble, 1987-88
4.	58	Kenyon Murray, 1994-95
5.	55	Ryan Bowen, 1996-97
6.	52	Jim Bartels, 1993-94
7.	49	Pierre Pierce, 2004-05
8.	48	Jess Settles, 1995-96
9.	47	Jeff Horner, 2004-05
10.	42	Roy Devyn Marble, 2012-13

Blocked Shots***

1.	121	Acie Earl, 1991-92
2.	83	Erek Hansen, 2004-05
3.	58	Greg Stokes, 1983-84
4.	56	Jarrod Uthoff, 2014-15
5.	53	Kurt Looby, 2006-07
6.	45	Melsahn Basabe, 2012-13
7.	43	Gabriel Olaseni, 2013-14
8.	34	Glen Worley, 2002-03
	34	Jared Reiner, 2002-03
10.	33	Gerry Wright, 1985-1986

* -- 3-point field goals did not exist prior to 1986-87

** -- Assists were not recorded prior to 1974-75

*** -- Blocks and steals were not recorded prior to 1979-80

Note: Players listed in boldface are current players.

**Points Per Game**

1.	27.9	John Johnson, 1969-70
2.	27.6	Fred Brown, 1970-71
3.	25.5	Chuck Darling, 1951-52
4.	25.3	Sam Williams, 1967-68
5.	21.9	Dave Gunther, 1958-59
6.	21.0	Bruce King, 1976-77
7.	20.5	Adam Haluska, 2006-07
	20.5	Roy Marble, 1988-89
9.	20.2	Andre Woolridge, 1996-97
10.	19.9	Peter Jok, 2016-17

Total Points

1.	699	John Johnson, 1969-70
2.	675	Roy Marble, 1988-89
3.	662	Fred Brown, 1970-71
4.	645	Andre Woolridge, 1996-97
5.	637	Peter Jok, 2016-17
	637	Adam Haluska, 2006-07
7.	632	Sam Williams, 1967-68
8.	624	Jarrold Uthoff, 2015-16
9.	604	Ed Horton, 1988-89
10.	600	Luke Recker, 2001-02

Field Goal Percentage (minimum 2 made/game)

1.	.622 (155-249)	Les Jepsen, 1989-90
2.	.609 (151-248)	Russ Millard, 1995-96
3.	.607 (91-150)	Kent Hill, 1987-88
4.	.603 (164-272)	Ryan Bowen, 1997-98
5.	.594 (63-106)	Michael Ingram, 1989-90
6.	.590 (184-312)	Bill Jones, 1987-88
7.	.581 (93-160)	Erik Hansen, 2005-06
8.	.563 (289-508)	John Johnson, 1969-70
9.	.568 (92-162)	Jarryd Cole, 2010-11
10.	.565 (70-124)	Al Lorenzen, 1987-88

Free Throw Percentage (minimum 2 att./game)

1.	.911 (154-169)	Peter Jok, 2016-17
2.	.885 (108-122)	Luke Recker, 2001-02
3.	.875 (133-152)	Glenn Vidnovic, 1969-70
4.	.870 (167-192)	Adam Haluska, 2006-07
	.870 (114-131)	Tom Chapman, 1966-67
6.	.854 (111-130)	Matt Gatens, 2011-12
7.	.851 (63-74)	Rick Williams, 1972-73
8.	.845 (93-110)	Jimmy Rodgers, 1964-65
9.	.840 (68-81)	Dick Peth, 1978-79
10.	.837 (41-49)	Mike Heitman, 1959-60

3-Point Field Goal Percentage (1 att./game)*

1.	.475 (29-61)	Michael Reaves, 1987-88
2.	.471 (33-70)	Ryan Hogan, 2001-02
3.	.440 (22-50)	Russ Millard, 1995-96
4.	.421 (59-140)	Kent McCausland, 1998-99
5.	.413 (92-223)	Luke Recker, 2001-02
	.413 (59-143)	Jim Bartels, 1994-95
7.	.410 (75-183)	Matt Gatens, 2011-12
8.	.397 (46-116)	B.J. Armstrong, 1988-89
9.	.396 (21-53)	Roy Marble, 1988-89
10.	.399 (71-178)	Jeff Moe, 1987-88

3-Point Field Goals

1.	92 (92-223)	Luke Recker, 2001-02
2.	90 (90-248)	Adam Haluska, 2006-07
3.	84 (64-221)	Peter Jok, 2016-17
4.	75 (75-183)	Matt Gatens, 2011-12
5.	70 (70-201)	Jeff Horner, 2005-06
6.	71 (71-178)	Jeff Moe, 1987-88
7.	65 (65-211)	Chris Kingsbury, 1996
	65 (65-179)	Dean Oliver, 2000-01

Rebounds

1.	378	Reggie Evans, 2001-02
2.	350	Ed Horton, 1988-89
3.	334	Kevin Kunnert, 1972-73
4.	332	Bruce King, 1976-77
5.	314	Greg Brunner, 2005-06
6.	281	Les Jepsen, 1989-90
7.	276	Dan Frost, 1975-76
8.	273	Adam Woodbury, 2015-16
	273	Sam Williams, 1967-68
10.	268	Brad Lohaus, 1986-87
	268	Dave Gunther, 1958-59

Assists**

1.	205	Mike Gesell, 2015-16
2.	192	Andre Woolridge, 1996-97
3.	191	Cal Wulfsberg, 1975-76
4.	173	B.J. Armstrong, 1988-89
5.	169	Jeff Horner, 2005-06
6.	168	Dean Oliver, 2000-01
7.	154	Bryce Cartwright, 2011-12
8.	136	Vince Brookins, 1980-81
9.	119	Andre Banks, 1985-86
10.	118	Roy Devyn Marble, 2013-14

Steals***

1.	79	Ryan Bowen, 1997-98
2.	70	Jim Bartels, 1994-95
3.	68	Brody Boyd, 2003-04
4.	66	Andre Banks, 1985-86
	66	Steve Carfino, 1983-84
6.	60	Roy Devyn Marble, 2013-14
7.	59	B.J. Armstrong, 1988-89
8.	56	Luke Recker, 2001-02
9.	54	Reggie Evans, 2001-02
10.	50	Dean Oliver, 2000-01
	50	Mon'ter Glasper, 1995-96
	50	Roy Marble, 1988-89

Blocked Shots***

1.	89	Erik Hansen, 2005-06
2.	86	Jarrold Uthoff, 2015-16
3.	88	Acie Earl, 1992-93
4.	54	Gabriel Olaseni, 2014-15
5.	43	Kurt Looby, 2007-08
6.	41	Ryan Bowen, 1997-98
7.	37	Brad Lohaus, 1986-87
8.	36	Nicholas Baer, 2018-19
9.	32	J.R. Koch, 1998-99
10.	31	Les Jepsen, 1989-90
11.	28	Doug Thomas, 2005-06

* -- 3-point field goals did not exist prior to 1986-87

** -- Assists were not recorded prior to 1974-75

*** -- Blocks and steals were not recorded prior to 1979-80

Iowa In Overtime

One Overtime.....Date	
Wisconsin 36, Iowa 30.....1916	
Illinois 40, Iowa 33.....1927	
Michigan 31, Iowa 29.....1927	
Pittsburgh 44, Iowa 40.....1928	
Minnesota 24, Iowa 22.....3/5/32	
Iowa 39, Minnesota 33.....1/14/35	
Michigan 31, Iowa 27.....2/3/36	
Marquette 49, Iowa 43.....12/30/39	
Iowa 63, Minnesota 61.....1/28/46	
Iowa 57, Northwestern 54.....2/2/48	
Iowa 47, Texas Christian 46.....12/22/48	
Iowa 70, Oregon 69.....12/30/49	
Wisconsin 66, Iowa 62.....2/13/50	
Iowa 81, Minnesota 79.....3/2/53	
Iowa 86, Minnesota 82.....2/13/54	
Iowa 83, Minnesota 73.....2/25/56	
DePaul 73, Iowa 72.....12/28/56	
Iowa 77, Oregon State 67.....12/21/57	
Northwestern 82, Iowa 80.....1/13/58	
Iowa 66, Northwestern 65.....2/9/63	
Creighton 77, Iowa 72.....12/16/63	
Minnesota 85, Iowa 84.....3/9/65	
Wisconsin 96, Iowa 95.....2/18/67	
Iowa 75, Indiana 74.....2/25/67	
Iowa 90, Wisconsin 87.....3/7/67	
Iowa 64, Tennessee 59.....12/28/67	
Iowa 80, St. Louis 77.....12/30/67	
Iowa 74, Ohio State 72.....1/13/68	
Michigan 99, Iowa 92.....1/4/69	
Iowa 84, Northwestern 80.....2/11/69	
Cincinnati 73, Iowa 70.....12/17/70	
Iowa 87, Illinois 84.....2/15/72	
Iowa 65, Minnesota 62.....1/6/73	
Iowa 94, Northwestern 83.....2/19/73	
Iowa 74, Wisc.-Green Bay 67.....12/29/73	
Michigan 86, Iowa 84.....1/26/74	
Wisconsin 86, Iowa 85.....2/1/75	
Northwestern 99, Iowa 92.....1/19/76	
Iowa 84, Illinois 81.....1/15/77	
Iowa 74, Ohio State 70.....2/14/77	
Michigan State 83, Iowa 72.....1/20/79	
Iowa 44, Michigan State 39.....2/7/80	
Iowa 60, Minnesota 58.....2/12/81	
Michigan State 71, Iowa 70.....3/5/81	
Iowa 68, Marquette 65.....12/5/81	
Iowa 69, Ohio State 65.....2/6/82	
Idaho 69, Iowa 67.....3/14/82	
Maryland 70, Iowa 68.....12/25/84	
Iowa 59, Cornell (NY) 56.....12/27/84	
Illinois 59, Iowa 53.....3/7/85	
Iowa 108, Arkansas-Little Rock 99...11/25/85	
Purdue 76, Iowa 73.....1/2/86	
Iowa 90, North Carolina State 89...11/29/86	
Iowa 91, Illinois 88.....1/14/87	
Iowa State 102, Iowa 100.....12/19/87	
Wisconsin 73, Iowa 69.....1/11/90	
Iowa 78, Michigan 76.....1/20/90	
Iowa 80, Indiana 79.....2/21/91	
Michigan 80, Iowa 77.....1/9/92	
Purdue 77, Iowa 69.....1/11/92	
Illinois 77, Iowa 72.....2/23/92	
Iowa 96, Michigan State 90.....1/28/93	
Illinois 104, Iowa 97.....2/11/95	
Iowa 101, Connecticut 95.....11/24/95	
Penn State 95, Iowa 87.....2/3/96	
Missouri 80, Iowa 79.....1/24/98	
Iowa 78, Purdue 72.....2/21/01	

Purdue 80, Iowa 77.....2/1/03	
Indiana 91, Iowa 88.....3/1/03	
Iowa 70, Louisville 69.....11/29/03	
Illinois 73, Iowa 68.....1/20/05	
Northwestern 75, Iowa 74.....1/26/05	
Iowa 74, Michigan 72.....3/5/05	
Northern Iowa 67, Iowa 63.....12/6/05	
Louisiana-Monroe 72, Iowa 67.....11/30/07	
Iowa 73, Wisconsin 69.....1/21/09	
Iowa 70, Michigan 60.....2/22/09	
Michigan 80, Iowa 78.....2/16/10	
Wisconsin 62, Iowa 59.....2/9/11	
Michigan 75, Iowa 72.....2/19/11	
Purdue 65, Iowa 62.....1/27/13	
Iowa 77, Xavier 74.....11/28/13	
Villanova 88, Iowa 83.....11/30/13	
Michigan State 71, Iowa 69.....1/28/14	
Tennessee 78, Iowa 65.....3/19/14	
Northwestern 66, Iowa 61.....2/15/15	
Iowa 81, Penn State 77.....2/28/15	
Iowa 78, Florida State 75.....12/2/15	
Iowa 72, Temple 70.....3/18/16	
Iowa 86, Michigan 83.....1/1/17	
Iowa 96, Indiana 90.....2/21/17	
TCU 94, Iowa 92.....3/17/17	
Iowa 104, Illinois 97.....1/11/18	
Michigan 77, Iowa 71.....3/1/18	
Iowa 76, Indiana 70.....2/22/19	
Nebraska 93, Iowa 91.....3/10/19	
Tennessee 83, Iowa 77.....3/24/19	

Two Overtimes.....Date	
Purdue 19, Iowa 17.....1917	
Purdue 52, Iowa 49.....2/24/41	
Wyoming 94, Iowa 87.....12/29/67	
Iowa 65, Northwestern 58.....3/3/75	
Iowa 94, Wisconsin 93.....3/5/77	
Iowa 87, Pennsylvania 84.....12/29/78	
Ohio State 89, Iowa 83.....1/27/83	
Iowa State 76, Iowa 72.....1/14/84	
Illinois 54, Iowa 52.....2/2/84	
Michigan 108, Iowa 107.....2/9/89	
North Carolina State 102, Iowa 96...3/19/89	
Michigan 83, Iowa 82.....1/11/95	
Iowa 83, Drake 76.....12/28/99	
Iowa 99, Missouri 94.....12/16/00	
Iowa 84, Indiana 82.....2/7/04	
Iowa 75, Penn State 67.....3/7/09	
Wisconsin 74, Iowa 70.....2/6/13	
Nebraska 93, Iowa 90.....1/5/17	
Minnesota 101, Iowa 90.....2/8/17	

Three Overtimes.....Date	
Iowa 112, Purdue 111.....2/11/74	
San Jose State 105, Iowa 103.....12/21/74	
Minnesota 57, Iowa 55.....2/27/82	
Michigan 69, Iowa 67.....1/19/85	
Minnesota 107, Iowa 96.....3/5/94	
Iowa 76, Minnesota 72.....1/18/06	

Four Overtimes.....Date	
Iowa 83, California 80.....12/28/60	

Overtime Totals

Iowa in one overtime:.....47-50	
Iowa in two overtimes:.....7-12	
Iowa in three overtimes:.....2-4	
Iowa in four overtimes:.....1-0	
Total:.....57-66	

Iowa Over The Century Mark (97-6)

Iowa	Opp.	Date
126 Oral Roberts	94	12/30/87
126 Morgan State	79	11/25/94
124 California-Irvine	88	12/5/87
121 Notre Dame	106	3/14/70
121 Centenary	76	1/4/92
119 Wisconsin	100	2/10/70
116 Savannah State	84	11/13/16
116 Wisconsin-Milwaukee	80	12/7/68
116 Northwestern	97	2/24/70
116 Northwestern	77	2/9/95
115 Northwestern	101	3/7/70
114 Butler	92	12/27/91
113 Ohio State	92	3/3/70
113 Colorado State	66	12/3/79
112 Purdue	111 (3OT)	2/11/74
112 Drake	73	12/23/78
112 Nevada-Reno	71	12/9/80
112 North Texas	64	11/16/98
111 SIU-Edwardsville	50	11/26/10
111 Michigan State	68	1/16/65
111 Pepperdine	50	12/2/65
111 Hawai'i	60	12/30/69
111 Augustana (IL)	81	11/29/75
111 Kent State	76	11/25/78
111 George Mason	82	12/1/84
110 Pan American	64	12/21/87
110 Texas Southern	67	12/16/95
110 Savannah State	64	12/22/18
109 Md.-Eastern Shore	63	11/14/13
109 Lafayette	68	1/11/88
109 Brown	61	12/2/88
108 Purdue	107	2/28/70
108 Ark.-Little Rock	99 (OT)	11/25/85
108 Northern Iowa	85	12/10/91
107 UNC-Asheville	80	11/23/03
107 Detroit	73	2/5/66
107 Michigan	99	1/6/70
107 Denver	65	12/17/77
107 Minnesota	86	2/20/88
107 Michigan	108 (2OT)	2/9/89
106 North Dakota	65	12/21/64
105 Central Arkansas	64	12/19/11
105 Arizona	64	12/19/60
105 Cincinnati	114	12/18/69
105 Wisconsin	65	1/26/85
105 California-Irvine	103	12/29/86
105 Chicago State	60	11/14/98
105 Alabama State	78	11/21/18
104 Indiana	89	2/7/70
104 Rider	71	12/22/86
104 Wisconsin	89	1/25/88
104 Nevada-Las Vegas	86	3/20/88
104 Chaminade	64	12/30/90
104 Central Conn. State	58	1/2/93
104 Lehigh	77	12/3/93
104 Dartmouth	65	12/20/93
104 East Tennessee State	58	12/1/95
104 Illinois	97	1/11/18
103 Coppin State	68	11/15/15
103 Abilene Christian	41	11/17/13
103 Chicago	31	2/5/44
103 Creighton	77	12/8/65
103 Michigan State	77	2/14/70
103 Jacksonville	104	3/12/70
103 San Jose State	105 (3OT)	12/21/74
103 Pittsburgh	80	12/30/76
103 Northeastern	80	11/30/86



103	Loyola-Marymount	80	12/6/86
103	Northwestern	76	3/5/87
103	Michigan	120	2/3/88
103	Michigan State	87	3/3/88
103	Wisconsin	70	3/10/88
103	Eastern Michigan	66	12/21/92
103	Drake	68	11/29/94
102	Michigan State	98	2/26/72
102	Dartmouth	87	1/23/88
102	Florida State	98	3/18/88
102	Georgia	76	12/3/88
102	Central Florida	68	12/14/88
102	Northwestern	84	2/2/89
102	Long Island	72	12/17/94
101	Western Illinois	23	12/9/44
101	Purdue	85	2/20/65
101	Drake	78	12/22/69
101	Chicago State	44	12/1/72
101	Wisconsin	48	2/20/86
101	Indiana	88	1/22/87
101	Michigan State	72	2/6/88
101	MD-Eastern Shore	45	11/23/91
101	American-Puerto Rico	47	12/20/92
101	Long Beach State	79	12/4/93
101	Connecticut (OT)	95	11/24/95
101	Long Island	69	11/29/98
101	Drake	59	12/12/01
101	Georgia State	59	12/20/06
100	Creighton	73	12/21/68
100	Indiana	93	1/31/70
100	Wisconsin	76	2/17/73
100	Bradley	96	12/8/75
100	Kansas	81	11/28/87
100	Iowa State	102 (OT)	12/19/87
100	Miss. Valley State	69	12/1/92
100	Colorado	85	12/28/95

Opponents 100 Point Games (6-46)

Minnesota 102, Iowa 81	2/25/57
Illinois 103, Iowa 97	1/12/59
Michigan State 107, Iowa 82	2/15/64
Michigan State 107, Iowa 89	2/22/64
Michigan 103, Iowa 88	2/28/66
Illinois 106, Iowa 90	3/5/66
Cincinnati 114, Iowa 105	12/18/69
Wisconsin 100, Iowa 119	2/10/70
Purdue 107, Iowa 108	2/28/70
Northwestern 101, Iowa 115	3/7/70
Jacksonville 104, Iowa 103	3/12/70
Notre Dame 106, Iowa 121	3/14/70
Indiana 104, Iowa 88	3/6/71
Purdue 110, Iowa 84	3/13/71
UCLA 106, Iowa 72	12/4/71
Michigan State 100, Iowa 91	2/12/72
Kansas State 105, Iowa 67	12/11/73
Wisconsin 113, Iowa 87	2/9/74
Purdue 111, Iowa 112 (3OT)	2/11/74
San Jose State 105, Iowa 103 (3OT)	12/21/74
Indiana 102, Iowa 49	1/11/75
Purdue 107, Iowa 72	2/3/75
Michigan State 105, Iowa 88	1/5/76
Michigan 104, Iowa 95	1/31/76
Indiana 101, Iowa 81	2/23/76
Cal-Irvine 103, Iowa 105	12/29/86
Michigan 100, Iowa 92	1/31/87
Iowa State 102, Iowa 100 (OT)	12/19/87
Michigan 120, Iowa 103	2/3/88
Indiana 116, Iowa 89	3/12/88
Cal-Riverside 110, Iowa 92	12/25/88
Ohio State 102, Iowa 91	1/19/89
Indiana 104, Iowa 89	1/30/89
Michigan 108, Iowa 107 (2OT)	2/9/89
Michigan 119, Iowa 96	3/4/89
Illinois 118, Iowa 94	3/8/89
N.C. State 102, Iowa 96 (2OT)	3/19/89
Indiana 118, Iowa 71	2/17/90
Minnesota 102, Iowa 80	2/24/90

Illinois 118, Iowa 85	3/4/90
Michigan 127, Iowa 96	3/10/90
Illinois 105, Iowa 90	1/19/94
Minnesota 107, Iowa 96 (3OT)	3/5/94
Arkansas 101, Iowa 92	12/30/94
Illinois 104, Iowa 95 (OT)	2/11/95
Indiana 110, Iowa 79	3/12/95
Georgia 100, Iowa 93	3/11/98
North Carolina 106, Iowa 92	11/24/04
Indiana 103, Iowa 89	1/29/12
Oregon 108, Iowa 97	3/18/12
Memphis 100, Iowa 92	11/26/16
Minnesota 101, Iowa 90 (2OT)	2/8/17

Iowa's Record By Decade

Years	Record	PCT.
1902-1910	71-41	.634
1911-1920	83-78	.516
1921-1930	86-83	.509
1931-1940	96-95	.503
1941-1950	128-63	.670
1951-1960	147-83	.639
1961-1970	143-98	.593
1971-1980	145-121	.545
1981-1990	207-103	.668
1991-2000	194-115	.628
2000-2009	171-130	.568
2010-	179-149	.546
Totals	1,650-1,160	.587

TOP SCORING AVERAGES (MINIMUM TWO YEARS)

Player, Years	Games	Average	Points	Career High
Sam Williams, 1967-68	49	24.0	1,176	39 vs. Northwestern, 1967
John Johnson, 1969-70	49	23.9	1,172	49 vs. Northwestern, 1970
Fred Brown, 1970-71	48	22.7	1,091	37 vs. Purdue, 1971
Don Nelson, 1960-62	72	21.2	1,522	39 vs. Wisconsin, 1962
Dave Gunther, 1957-59	66	18.0	1,188	37 vs. Ohio State, 1959
Luke Recker, 2001-02	53	17.5	926	31 at Missouri, 12/15/01
Charles Darling, 1950-52	63	17.4	1,094	34, twice
Bruce King, 1975-77	80	17.0	1,361	42 vs. Pittsburgh, 1977
Ronnie Lester, 1977-80	99	16.9	1,675	31, twice
Gerry Jones, 1965-67	64	16.2	1,039	32 vs. Minnesota, 1966
Adam Haluska, 2005-07	98	16.1	1,578	36 vs. Georgia State, 12/20/06
Dan Frost, 1975-76	49	16.1	790	29 vs. Bradley, 1976
Bill Logan, 1954-56	74	16.1	1,188	36 vs. Temple, 1956
Glenn Vidnovic, 1968-70	59	16.1	949	31 vs. Indiana, 1970
Kevin Kunnert, 1971-73	72	15.9	1,145	34 vs. Indiana, 1972
Roy Marble, 1986-89	134	15.8	2,116	37 vs. Illinois, 1989
Chad Calabria, 1968-70	74	15.8	1,168	31 vs. Notre Dame, 1970
Andre Woolridge, 1995-97	97	15.7	1,526	34 vs. Northwestern, 1997
Reggie Evans, 2001-02	69	15.3	1,054	30, twice
Acie Earl, 1990-93	116	15.3	1,779	36 vs. Wisconsin, 1993
George Peeples, 1964-66	68	15.1	1,025	32 vs. Purdue, 1965



IOWA'S NCAA TOURNAMENT RECORDS

Individual

Points	36, Bill Logan vs. Temple, 3/22/56
FG	15, Chad Calabria vs. Notre Dame, 3/14/70
FGA	31, John Johnson vs. Notre Dame, 3/14/70
3pt. FG	6, Dean Oliver vs. Kentucky, 3/17/01 6, B.J. Armstrong vs. Rutgers, 3/17/89
3pt. FGA	9, Adam Haluska vs. Northwestern St., 3/17/06 9, Dean Oliver vs. Kentucky, 3/17/01 9, Kent McCausland vs. Arkansas, 3/13/99 9, B.J. Armstrong vs. Rutgers, 3/17/89
FT	16, B.J. Armstrong vs. Florida State, 3/18/88
FTA	20, B.J. Armstrong vs. Florida State, 3/18/88
Rebounds	18, Bill Schoof vs. Temple, 3/22/56
Assists	10, Andre Woolridge vs. Virginia, 3/13/97 10, B.J. Armstrong vs. Oklahoma, 3/20/87
Blocks	8, Acie Earl vs. Duke, 3/21/92
Steals	5, Chris Street vs. East Tennessee St., 3/14/91 5, Steve Carfino vs. Utah State, 3/17/83

Team

Points	121 vs. Notre Dame, 3/14/70
Pts/Half	75 vs. Notre Dame, 3/14/70
FG	52 vs. Notre Dame, 3/14/70
FGA	100 vs. Morehead State, 3/16/56
FG%	63.5% vs. Rutgers (33 of 52), 3/17/89
3pt. FG	12 vs. Alabama-Birmingham, 3/11/99
3pt. FGA	23 vs. Alabama-Birmingham, 3/11/99
3pt. FG%	70% vs. East Tennessee St. (7-of-10), 3/14/91
FT	35 vs. Morehead State, 3/16/56
FTA	52 vs. Morehead State, 3/16/56
FT%	95.2% vs. N.C. State (20-of-21), 3/19/89
Rebounds	60 vs. Morehead State, 3/16/56
Assists	25 vs. Virginia Commonwealth, 3/6/80
Blocks	10 vs. Duke, 3/21/92
Steals	13 vs. Santa Clara, 3/13/87

IOWA'S NIT RECORDS

(Includes preseason and postseason NIT)

Individual

Points	31, Roy Devyn Marble at Oregon, 3/18/12
FG	11, Ryan Bowen vs. Georgia, 3/11/98
FGA	21, Ricky Davis vs. Georgia, 3/11/98
3pt. FG	7, Jordan Bohannon vs. TCU, 3/19/17 7, Roy Devyn Marble at Oregon, 3/18/12
3pt. FGA	13, Chris Kingsbury vs. Ohio Univ., 3/21/95
FT	13, Chauncey Leslie vs. Georgia Tech, 3/24/03
FTA	15, Chauncey Leslie vs. Georgia Tech, 3/24/03
Rebounds	13, Aaron White vs. Indiana State, 3/20/13
Assists	13, Jordan Bohannon vs. TCU, 3/19/17
Blocks	4, Ryan Bowen vs. Penn State, 3/23/95
Steals	5, Jim Bartels vs. DePaul, 3/15/95

Team

Points	97 at Oregon, 3/18/12
Pts/Half	51 at Oregon, 3/18/12
FG	37 at Oregon, 3/18/12
FGA	74 vs. Georgia, 3/11/98
FG%	56.9% vs. Dayton, 3/13/12
3pt. FG	16 vs. TCU, 3/19/17
3pt. FGA	30 vs. TCU, 3/19/17
3pt. FG%	53.3% vs. TCU, 3/19/17
FT	24 vs. Georgia Tech, 3/24/03
FTA	31 vs. Georgia Tech, 3/24/03
FT%	100.0% at Virginia, 3/27/13
Rebounds	42 vs. Indiana State, 3/20/13
Assists	26 vs. TCU, 3/19/17
Blocks	8 vs. Penn State, 3/23/95
Steals	17 vs. Georgia, 3/11/98

IOWA'S BIG TEN TOURNAMENT RECORDS

Individual

Points	30, Reggie Evans vs. Penn State, 3/10/01 30, Dean Oliver vs. Michigan State, 3/10/00 30, Kyle Galloway vs. Minnesota, 3/9/00
FG	11, Dean Oliver vs. Michigan State, 3/10/00
FGA	18, Roy Devyn Marble vs. Northwestern, 3/13/14 18, Pierre Pierce vs. Michigan, 3/12/04
3pt. FG	6, Jordan Bohannon vs. Indiana, 3/9/17 6, Jeff Horner vs. Minnesota, 3/10/06
3pt. FGA	11, Jordan Bohannon vs. Michigan, 3/1/18 11, Jordan Bohannon vs. Indiana, 3/9/17 11, Jeff Horner vs. Michigan State, 3/11/05 11, Brody Boyd vs. Ohio State, 3/13/03 12, Reggie Evans vs. Penn State, 3/10/01 17, Cyrus Tate vs. Michigan, 3/13/08 17, Reggie Evans vs. Penn State, 3/10/01
FT	18, Reggie Evans vs. Purdue, 3/7/02
FTA	18, Reggie Evans vs. Penn State, 3/10/01
Rebounds	10, Jordan Bohannon vs. Indiana, 3/9/17 10, Jeff Horner vs. Ohio State, 3/12/06
Assists	5, Gabriel Olaseni vs. Penn State, 3/12/15 5, Melsahn Basabe vs. Northwestern, 3/14/13 5, Kurt Looby vs. Purdue, 3/9/07 5, Isaiah Moss vs. Indiana, 3/9/17 5, Jeff Horner vs. Minnesota, 3/10/06 5, Luke Recker vs. Wisconsin, 3/8/02
Blocks	
Steals	

Team

Points	96 vs. Illinois, 2/28/18
Pts/Half	61 vs. Illinois, 2/28/18
FG	31 vs. Purdue, 3/7/02
FGA	65 vs. Indiana, 3/9/17
FG%	.574 (31-54) vs. Purdue, 3/7/02
3pt. FG	12 vs. Illinois, 3/14/19
3pt. FGA	26 vs. Indiana, 3/9/17
3pt. FG%	.571 (8-14) vs. Illinois, 2/28/18
FT	36 vs. Penn State, 3/10/01
FTA	48 vs. Penn State, 3/10/01
FT%	.917 (11-12) vs. Michigan State, 3/15/13
Rebounds	48 vs. Northwestern, 3/14/13
Assists	25 vs. Illinois, 3/14/19
Blocks	9 vs. Purdue, 3/9/07
Steals	13 vs. Wisconsin, 3/8/02



(Iowa best in parentheses if not the record)

Individual

Points	45 by Brian Quinnett, Washington State, 12/5/86 (36 by Adam Haluska vs. Georgia State, 12/20/06) (36 by Rob Griffin vs. Penn State, 3/4/00)
FG	16 by Brian Quinnett, Washington State, 12/5/86 (15 by Roy Marble vs. Michigan, 2/9/89) (15 by Greg Stokes vs. George Mason, 12/1/84)
FGA	28 by Greg Stokes vs. Ohio State, 2/28/85
FG%	100.0 by Greg Stokes (11-11) vs. Georgia State, 12/12/84
3pt. FG	9 by Scottie Lindsey, Northwestern, 2/25/18 9 by Robert Johnson, Indiana, 2/17/18 9 by Chris Kingsbury vs. Long Island, 12/17/94 9 by Rod Parker, Chicago State, 12/18/90
3pt. FGA	19 by Chris Kingsbury vs. Long Island, 12/17/94
3pt. FG%	100.00 by Joe Wieskamp (6-6) vs. Illinois, 1/20/19 100.0 by Jeff Horner (6-6) vs. Penn State, 1/31/04 100.0 by Val Barnes (5-5) vs. Centenary, 1/4/92 100.0 by Everette Stephens (5-5), Purdue, 2/22/87
FT	22 by Peter Jok (22-23), Indiana, 2/21/17
FTA	23 by Peter Jok (22-23), Indiana, 2/21/17
FT%	100% by Peter Jok (12-12) vs. Omaha, 12/3/16 100% by Luke Recker (12-12) vs. Kansas State, 12/22/01 100% by Val Barnes (12-12) vs. Ohio State, 2/18/92 100% by Roy Marble (12-12) vs. UNI, 12/6/88 100% by Luke Recker (11-11) vs. Minnesota, 2/9/02 100% by Aaron White (10-10) vs. Northwestern, 1/9/14 100% by Jermain Davis (10-10) vs. TX-San Antonio, 11/17/08 100% by Jordan Bohannon (10-10) vs. Nebraska, 1/6/19 100% by Tyler Smith (10-10) vs. Indiana, 2/3/07 100% by Troy Taylor (10-10), Ohio State, 1/27/83
Rebounds	23 by Greg Brunner vs. Minnesota, 1/18/06
Assists	17 by Chris Nikchevich, Loyola-Marymount, 12/5/86 (15 by B.J. Armstrong vs. Minnesota, 2/18/89)
Blocks	9 by Acie Earl vs. Wisconsin, 1/29/92
Steals	9 by Kenyon Murray vs. Ohio State, 2/18/95 9 by Acie Earl vs. Texas Southern, 12/28/92

Team

Points	126 vs. Morgan State, 11/25/94
Pts/Half	80 vs. Michigan (includes 24 pts in 2 OT), 2/9/89 70 vs. Morgan State, 11/25/94
Two Teams	215, Michigan (108) vs. Iowa (107) in 2OT, 2/9/89 212, Iowa (124) vs. UC-Irvine (88), 2/5/87
FG	45 vs. UC-Irvine, 12/5/87
FGA	91 by Michigan, 2/9/89 (90 vs. Loyola Marymount, 12/6/86)
FG%	.680 vs. Illinois (34-of-50), 1/20/19
3pt. FG	(20 by Purdue, 1/20/18) -- <i>Big Ten single-game record</i> 18 vs. Savannah State, 11/13/16
3pt. FGA	43 vs. Savannah State, 11/13/16
3pt. FG%	77.7 by Wisconsin (7-of-9), 2/10/90 (75.0 vs. Northwestern (15-of-20), 1/3/98)
FT	40 vs. Wisconsin, 1/2/95
FTA	61 vs. Long Beach State, 12/4/93
FT%	100% vs. Western Illinois (20-of-20), 11/19/04
Rebounds	66 vs. East Tennessee State, 12/1/95
Assists	34 vs. Northern Illinois, 12/29/17 34 vs. George Mason, 12/1/84
Blocks	13 vs. Illinois, 3/5/13
Steals	23 vs. Northern Iowa, 12/5/95 23 vs. Northwestern, 2/22/86

IOWA VS. ALL OPPONENTS IN CARVER-HAWKEYE ARENA

Opponent	W-L	Opponent	W-L
Abilene Christian	2-0	McNeese State	1-0
Air Force	1-0	Mercer	1-0
Alabama State	3-0	Michigan	19-13
Alcorn State	1-0	Michigan State	15-17
Arizona	0-1	Milwaukee	1-0
Arizona State	1-0	Minnesota	22-11
Arkansas-Little Rock	1-0	Mississippi State	1-0
Arkansas-Pine Bluff	1-0	Mississippi Valley State	1-0
Arkansas State	0-1	Missouri	3-1
Army	1-0	Missouri-St. Louis	1-0
Austin Peay	1-0	Monmouth (NJ)	1-0
Baylor	1-0	Montana State	1-0
Boise State	1-0	Morehead State	2-0
Boston University	2-0	Morgan State	1-0
Bowling Green	1-0	Navy	1-0
Brown	2-0	Nebraska	6-1
Bryant	2-0	NC Central	1-0
Bucknell	1-0	NC State	1-0
BYU	1-0	North Carolina	1-0
Cal-Irvine	1-0	North Carolina A&T	1-0
Cal-Northridge	1-0	North Dakota	1-0
Campbell	0-1	North Dakota State	1-0
Centenary	3-0	North Florida	1-0
Central Arkansas	1-0	North Texas	1-0
Central Connecticut State	1-0	Northern Colorado	1-0
Central Florida	1-0	Northern Illinois	4-0
Central Michigan	1-0	Northwestern	29-4
Charleston Southern	1-0	Notre Dame	1-0
Chattanooga	1-0	Oakland	1-0
Chicago State	4-0	Ohio	4-0
Citadel	1-0	Ohio State	20-13
Clemson	0-1	Omaha	1-1
Colgate	3-0	Oregon State	1-0
Colorado	1-0	Penn	1-0
Coppin State	4-0	Penn State	17-4
Cornell	1-0	Pepperdine	2-0
Creighton	1-1	Pitt	1-0
Dartmouth	2-0	Prairie View A&M	1-0
Dayton	1-0	Purdue	18-13
Delaware	1-0	Rice	1-0
Delaware State	1-0	Rider	1-0
Detroit	1-0	Robert Morris	1-0
Drake	13-1	Rutgers	2-1
Drexel	1-0	Saint Louis	1-0
Duke	0-1	Savannah State	2-0
Duquesne	0-1	Seton Hall	0-1
East Tennessee State	1-0	SIU-Edwardsville	1-0
Eastern Illinois	4-0	SMU	1-0
Eastern Washington	1-0	South Alabama	1-0
Fairfield	1-0	South Carolina	1-0
Fairleigh Dickinson	1-0	South Carolina State	2-0
Florida Atlantic	1-0	South Dakota	2-0
Florida Gulf Coast	1-0	South Dakota State	0-1
Florida State	1-0	Southeast Missouri State	1-0
Furman	1-0	Southern	1-0
Gardner-Webb	2-0	Southern Utah	1-0
George Mason	1-0	Southeastern Louisiana	1-0
Georgia	1-1	Southern Mississippi	1-0
Georgia State	2-0	Stetson	1-0
Georgia Tech	1-1	Stony Brook	1-0
Gonzaga	1-0	Southwest Texas State	1-0
Grambling State	2-0	TCU	0-1
Green Bay	2-0	Temple	1-0
Hampton	1-0	Tennessee State	2-0
Howard	1-0	Tennessee Tech	1-0
Idaho State	2-0	Texas A&M-Corpus Christi	1-0
Illinois	20-12	Texas-Pan American	4-0
Illinois Wesleyan	2-0	Texas-Rio Grande Valley	1-0
Indiana	21-12	Texas-San Antonio	2-1
Indiana State	1-0	Texas Southern	5-0
Iowa State	13-6	Texas Tech	1-0
IPFW	1-0	Tulsa	1-0
Jackson State	1-0	UNI	11-1
Kansas	1-0	UCSB	1-0
Kansas State	1-0	UCLA	1-0
Kennesaw State	1-0	UMBC	2-0
Lafayette	1-0	UMES	5-0
LaSalle	1-0	UMKC	2-0
Lehigh	2-0	UNC-Asheville	1-0
Liberty	1-0	UNC-Greensboro	1-0
Long Beach State	1-0	UNC-Wilmington	1-0
Long Island	2-0	Valparaiso	2-0
Longwood	1-0	Virginia Tech	0-1
Louisiana Monroe	1-1	Wake Forest	0-1
Louisiana Tech	3-0	Weber State	1-0
Loyola Marymount	1-0	Western Carolina	3-0
LSU	0-1	Western Illinois	5-0
Maryland	1-2	Wisconsin	18-14
		Totals (.761)	458-144

**No. 1 ROY MARBLE - - 2,116 (1986, 87, 88, 89)**

Year	GP	FG-FGA	FG%	FT-FTA	FT%	Reb	Avg	Ast	Blk	Stl	Pts	Avg
1986	32	157-300	.523	85-118	.732	157	4.9	48	2	38	399	11.5
1987	35	199-357	.557	118-173	.682	178	5.1	97	8	35	520	14.9
1988	34	190-343	.544	141-190	.742	147	4.3	67	2	59	522	15.4
1989	33	241-459	.525	172-226	.761	186	5.6	69	2	47	675	20.5
Totals	134	*787-1,459	.539	516-707	.729	668	4.9	281	14	179	2,116	15.8

* - - includes 26 three-point FGs

No. 2 AARON WHITE - - 1,859 (2012, 13, 14, 15)

Year	GP	FG-FGA	FG%	FT-FTA	FT%	Reb	Avg	Ast	Blk	Stl	Pts	Avg
2012	35	134-270	.504	100-143	.699	199	5.7	31	23	31	389	11.1
2013	38	140-299	.468	193-258	.748	234	6.2	51	27	41	488	12.8
2014	33	143-245	.584	130-161	.807	220	6.7	60	19	32	424	12.8
2015	34	171-328	.521	195-238	.356	248	7.3	48	16	45	558	16.4
Totals	140	*590-1,142	.517	618-800	.773	901	6.4	190	85	149	1,859	13.3

* - - includes 61 three-point FGs

No. 3 ACIE EARL - - 1,779 (1990, 91, 92, 93)

Year	GP	FG-FGA	FG%	FT-FTA	FT%	Reb	Avg	Ast	Blk	Stl	Pts	Avg
1990	22	48-109	.440	34-46	.739	78	3.6	24	50	11	131	6.0
1991	32	179-356	.503	161-242	.665	136	6.7	48	106	29	520	16.3
1992	30	212-398	.533	162-243	.667	234	7.8	27	121	30	586	19.5
1993	32	203-402	.505	136-194	.701	286	8.9	40	88	41	542	16.9
Totals	116	*642-1,265	.508	493-725	.680	811	6.9	139	365	111	1,779	15.3

* - - includes two three-point FGs

No. 4 GREG STOKES - - 1,768 (1982, 83, 84, 85)

Year	GP	FG-FGA	FG%	FT-FTA	FT%	Reb	Avg	Ast	Blk	Stl	Pts	Avg
1982	29	61-128	.477	43-77	.558	123	4.2	12	30	11	165	5.7
1983	31	219-403	.543	110-173	.636	223	7.2	44	78	26	548	17.7
1984	28	163-284	.574	91-134	.679	193	6.9	25	58	25	417	14.9
1985	32	262-479	.547	114-170	.671	268	8.4	47	62	48	638	19.9
Totals	120	705-1,294	.545	358-554	.646	807	6.7	128	228	110	1,768	14.7

No. 5 B.J. ARMSTRONG - - 1,705 (1986, 87, 88, 89)

Year	GP	FG-FGA	FG%	FT-FTA	FT%	Reb	Avg	Ast	Blk	Stl	Pts	Avg
1986	29	32-66	.485	19-21	.905	16	0.6	41	0	8	83	2.9
1987	35	153-295	.519	100-126	.794	89	2.5	148	1	50	434	12.4
1988	34	203-421	.482	124-146	.849	74	2.2	155	1	58	592	17.4
1989	32	195-403	.484	160-192	.822	79	2.5	173	6	55	596	18.6
Totals	130	*583-1,185	.492	403-485	.831	258	1.9	517	8	171	1,705	13.1

* - - includes 136 three-point field goals

No. 6 ROY DEVYN MARBLE - - 1,694 (2011, 12, 13, 14)

Year	GP	FG-FGA	FG%	FT-FTA	FT%	Reb	Avg	Ast	Blk	Stl	Pts	Avg
2011	31	66-174	.379	35-66	.530	74	2.4	41	2	21	178	5.7
2012	35	139-319	.436	102-141	.723	133	3.8	126	14	53	402	11.5
2013	37	176-430	.409	153-189	.810	147	4.0	112	10	42	554	15.0
2014	33	183-436	.420	142-199	.714	106	3.2	118	7	60	550	17.0
Totals	136	*564-1,359	.415	432-595	.726	460	3.4	397	33	176	1,694	12.5

* - - includes 134 three-point FGs

No. 7 RONNIE LESTER - - 1,675 (1977, 78, 79, 80)

Year	GP	FG-FGA	FG%	FT-FTA	FT%	Reb	Avg	Ast	Blk	Stl	Pts	Avg
1977	27	140-312	.437	83-119	.697	66	2.4	98	N/A	N/A	363	13.4
1978	27	202-423	.478	132-177	.746	68	2.5	163	N/A	N/A	536	19.9
1979	28	194-401	.484	136-161	.845	63	2.3	147	N/A	N/A	524	18.7
1980	17	86-185	.465	80-100	.800	29	1.7	72	N/A	N/A	252	14.8
Totals	99	622-1,321	.471	431-557	.774	226	2.3	480	N/A	N/A	1,675	16.9

**No. 8 MATT GATENS -- 1,635 (2009, 10, 11, 12)**

Year	GP	FG-FGA	FG%	FT-FTA	FT%	Reb	Avg	Ast	Blk	Stl	Pts	Avg
2009	32	109-258	.422	75-83	.904	121	3.8	71	10	26	345	10.8
2010	32	125-338	.370	84-101	.832	138	4.3	105	3	29	392	12.3
2011	29	118-299	.395	76-87	.874	71	2.4	53	3	38	366	12.6
2012	35	173-369	.469	111-130	.854	125	3.6	69	6	48	532	15.2
Totals	128	525-1,264	.415	346-401	.863	455	3.6	298	22	141	1,635	12.8

* -- includes 238 three-point field goals

No. 9 JESS SETTLES -- 1,611 (1994, 95, 96, 97, 99)

Year	GP	FG-FGA	FG%	FT-FTA	FT%	Reb	Avg	Ast	Blk	Stl	Pts	Avg
1994	27	156-272	.574	86-109	.789	203	7.5	61	3	40	414	15.3
1995	26	138-294	.469	97-121	.802	162	6.2	53	4	41	405	15.6
1996	32	179-375	.477	86-116	.741	239	7.5	99	8	48	484	15.1
1997	3	10-20	.500	13-14	.929	10	3.3	6	1	3	34	11.3
1999	28	98-225	.436	54-69	.783	133	4.8	76	4	22	274	9.8
Totals	116	*581-1,186	.490	336-429	.783	747	6.4	295	20	154	1,611	13.9

* -- includes 113 three-point FGs

No. 10 ADAM HALUSKA -- 1,578 (2005, 06, 07)

Year	GP	FG-FGA	FG%	FT-FTA	FT%	Reb	Avg	Ast	Blk	Stl	Pts	Avg
2005	33	152-318	.478	105-130	.808	131	4.0	52	9	35	467	14.2
2006	34	149-357	.417	112-132	.848	159	4.7	78	6	36	474	13.9
2007	31	190-466	.408	167-192	.870	144	4.6	80	8	42	637	20.5
Totals	98	491-1,141	.430	384-454	.846	434	4.4	210	23	113	1,578	16.1

* -- includes 212 three-point FGs

No. 11 DEAN OLIVER -- 1,561 (1998, 99, 00, 01)

Year	GP	FG-FGA	FG%	FT-FTA	FT%	Reb	Avg	Ast	Blk	Stl	Pts	Avg
1998	31	79-211	.374	96-126	.762	78	2.5	131	1	42	274	8.8
1999	30	105-262	.401	111-155	.716	106	3.5	136	2	51	357	11.9
2000	30	125-339	.369	118-154	.766	87	2.9	126	4	62	408	13.6
2001	35	157-401	.392	143-186	.769	98	2.8	168	5	50	522	14.9
Career	126	*466-1,213	.384	468-621	.751	369	2.9	561	12	205	1,561	12.4

* -- includes 161 three-point FGs

No. 12 ANDRE WOOLRIDGE -- 1,525 (1995, 96, 97)

Year	GP	FG-FGA	FG%	FT-FTA	FT%	Reb	Avg	Ast	Blk	Stl	Pts	Avg
1995	33	153-320	.478	131-171	.766	82	2.5	190	5	42	461	14.0
1996	32	150-320	.469	97-132	.735	103	3.2	193	6	36	419	13.1
1997	32	216-472	.458	155-207	.749	87	2.7	192	8	45	645	20.2
Totals	97	*519-1,112	.467	383-510	.751	272	2.8	575	19	123	1,525	15.7

* -- includes 104 three-point FGs

No. 13 DON NELSON -- 1,522 (1960, 61, 62)

Year	GP	FG-FGA	FG%	FT-FTA	FT%	Reb	Avg	Ast	Blk	Stl	Pts	Avg
1960	24	140-320	.437	100-155	.645	241	10.0	N/A	N/A	N/A	380	15.8
1961	24	197-377	.522	176-268	.656	258	10.8	N/A	N/A	N/A	570	23.7
1962	24	193-348	.554	186-264	.704	285	11.9	N/A	N/A	N/A	571	23.8
Totals	72	530-1,045	.507	462-687	.672	784	10.9	N/A	N/A	N/A	1,522	21.2

No. 14 GREG BRUNNER -- 1,516 (2003, 04, 05, 06)

Year	GP	FG-FGA	FG%	FT-FTA	FT%	Reb	Avg	Ast	Blk	Stl	Pts	Avg
2003	31	91-173	.526	45-77	.584	162	5.2	46	20	23	234	7.5
2004	29	123-224	.549	64-115	.557	239	8.2	24	32	9	316	10.9
2005	33	175-342	.512	118-171	.690	275	8.3	62	32	9	485	14.7
2006	34	164-361	.454	141-203	.695	314	9.2	60	20	33	481	14.1
Totals	127	553-1,100	.503	368-566	.650	990	7.8	192	104	74	1,516	11.9

* -- includes 42 three-point FGs

No. 15 PETER JOK -- 1,508 (2014, 15, 16, 17)

Year	GP	FG-FGA	FG%	FT-FTA	FT%	Reb	Avg	Ast	Blk	Stl	Pts	Avg
2014	27	38-95	.400	27-34	.794	25	0.9	19	3	9	119	4.4
2015	34	83-232	.358	37-41	.902	88	2.6	44	4	19	239	7.0
2016	32	171-397	.431	92-108	.852	112	3.5	46	1	40	514	16.1
2017	32	199-467	.426	154-169	.911	176	5.5	84	3	34	636	19.9
Totals	125	491-1,191	.412	310-352	.881	401	3.2	193	11	102	1,508	12.1

* -- includes 216 three-point FGs


No. 16 JEFF HORNER - - 1,502 (2003, 04, 05, 06)

Year	GP	FG-FGA	FG%	FT-FTA	FT%	Reb	Avg	Ast	Blk	Stl	Pts	Avg
2003	31	79-238	.332	56-73	.767	137	4.4	140	5	40	255	8.2
2004	29	107-243	.440	98-114	.860	155	5.3	123	1	38	377	13.0
2005	33	146-359	.407	85-108	.787	148	4.5	180	6	47	463	14.0
2006	30	126-331	.381	85-114	.746	123	4.1	169	3	41	407	13.6
Totals	123	458-1,171	.391	324-409	.792	563	4.6	612	15	166	1,502	12.2

* - - includes 262 three-point FGs

No. 17 ED HORTON - - 1,372 (1986, 87, 88, 89)

Year	GP	FG-FGA	FG%	FT-FTA	FT%	Reb	Avg	Ast	Blk	Stl	Pts	Avg
1986	29	44-104	.423	22-48	.458	116	4.0	13	7	13	110	3.8
1987	35	106-228	.465	61-104	.587	197	5.6	52	13	15	273	7.8
1988	34	160-301	.532	65-117	.556	213	6.3	61	6	23	385	11.3
1989	33	250-453	.552	103-181	.569	350	10.6	65	13	26	604	18.3
Totals	131	*560-1,086	.516	251-450	.558	876	6.7	191	39	77	1,372	10.5

* - - includes one three-point FG

No. 18 BRUCE KING - - 1,361 (1975, 76, 77)

Year	GP	FG-FGA	FG%	FT-FTA	FT%	Reb	Avg	Ast	Blk	Stl	Pts	Avg
1975	26	134-299	.448	30-41	.732	228	8.8	6	N/A	N/A	298	11.5
1976	29	241-477	.505	57-71	.803	292	10.0	32	N/A	N/A	539	18.6
1977	25	198-419	.473	128-170	.753	332	13.3	19	N/A	N/A	524	21.0
Totals	80	573-1,195	.479	215-282	.762	852	10.7	57	N/A	N/A	1,361	17.0

No. 19 JAMES MOSES - - 1,343 (1989, 90, 91, 92)

Year	GP	FG-FGA	FG%	FT-FTA	FT%	Reb	Avg	Ast	Blk	Stl	Pts	Avg
1989	33	68-194	.351	20-34	.588	63	1.9	22	1	16	177	5.4
1990	28	120-337	.356	102-143	.713	80	2.9	45	5	43	365	13.0
1991	32	144-309	.466	62-90	.689	101	3.2	42	2	33	384	12.0
1992	30	148-365	.406	90-109	.826	105	3.5	52	0	47	417	13.9
Totals	123	*480-1,205	.398	274-376	.729	349	2.8	161	8	139	1,343	10.9

* - - includes 109 three-point FGs

No. 20 TYLER COOK - - 1,315 (2017, 18, 19)

Year	GP	FG-FGA	FG%	FT-FTA	FT%	Reb	Avg	Ast	Blk	Stl	Pts	Avg
2017	27	128-231	.554	73-122	.598	143	5.3	26	11	18	331	12.3
2018	33	192-339	.566	121-183	.661	224	6.8	58	20	21	506	15.3
2019	33	174-341	.510	130-202	.644	252	7.6	80	18	24	478	14.5
Totals	93	494-911	.542	324-507	.639	619	6.7	164	49	63	1,315	14.1

* - - includes three three-point FGs

No. 21 JARROD UTHOFF - - 1,298 (2014, 15, 16)

Year	GP	FG-FGA	FG%	FT-FTA	FT%	Reb	Avg	Ast	Blk	Stl	Pts	Avg
2014	33	84-168	.500	67-82	.817	152	4.6	26	35	11	252	7.6
2015	34	156-363	.430	56-76	.737	218	6.4	59	56	38	422	12.4
2016	33	218-487	.448	122-150	.813	209	6.3	36	86	32	624	18.9
Totals	100	458-1,018	.450	245-308	.795	579	5.8	121	177	81	1,298	13.0

* - - includes 137 three-point FGs

No. 22 JEFF MOE - - 1,248 (1985, 86, 87, 88)

Year	GP	FG-FGA	FG%	FT-FTA	FT%	Reb	Avg	Ast	Blk	Stl	Pts	Avg
1985	30	91-205	.444	49-63	.778	43	1.4	80	0	31	231	7.7
1986	32	84-158	.532	23-29	.793	11	0.3	60	1	13	191	6.0
1987	35	135-289	.467	59-77	.766	75	2.1	43	0	24	389	11.1
1988	34	135-275	.491	96-122	.787	72	2.1	55	1	28	437	12.9
Totals	131	*445-927	.480	227-291	.780	201	1.5	238	2	96	1,248	9.5

* - - includes 131 three-point FGs

No. 23 KENYON MURRAY - - 1,230 (1993, 94, 95, 96)

Year	GP	FG-FGA	FG%	FT-FTA	FT%	Reb	Avg	Ast	Blk	Stl	Pts	Avg
1993	32	77-182	.423	55-95	.579	130	4.1	35	23	45	215	6.7
1994	27	122-297	.411	77-137	.562	157	5.8	55	19	56	333	12.3
1995	33	141-307	.459	71-120	.592	139	4.2	39	14	58	379	11.5
1996	32	129-229	.563	40-64	.625	140	4.4	57	7	41	303	9.5
Totals	124	*469-1015	.462	243-416	.584	566	4.6	186	63	200	1,230	9.9

* - - includes 49 three-point FGs

**No. 24 JORDAN BOHANNON -- 1,222 (2017, 18, 19)**

Year	GP	FG-FGA	FG%	FT-FTA	FT%	Reb	Avg	Ast	Blk	Stl	Pts	Avg
2017	34	118-304	.388	47-55	.855	76	2.2	175	2	29	372	10.9
2018	33	137-324	.423	75-83	.904	74	2.2	178	0	22	445	13.5
2019	35	112-294	.381	102-117	.872	84	2.4	118	0	23	405	11.6
Totals	102	367-922	.398	224-255	.878	234	2.3	471	2	74	1,222	12.0

* -- includes 264 three-point FGs (school record)

No. 25 KEVIN BOYLE -- 1,189 (1979, 80, 81, 82)

Year	GP	FG-FGA	FG%	FT-FTA	FT%	Reb	Avg	Ast	Blk	Stl	Pts	Avg
1979	28	131-289	.453	72-96	.750	186	6.6	45	N/A	N/A	334	11.9
1980	33	163-318	.513	62-88	.705	205	6.2	101	2	58	388	11.8
1981	28	110-218	.505	58-71	.817	151	5.4	88	1	38	278	9.9
1982	29	78-166	.470	33-63	.529	132	4.6	101	2	38	189	6.5
Totals	118	482-991	.486	225-318	.708	674	5.7	335	N/A	N/A	1,189	10.1

No. 26 (tie) DAVE GUNTHER -- 1,188 (1957, 58, 59)

Year	GP	FG-FGA	FG%	FT-FTA	FT%	Reb	Avg	Ast	Blk	Stl	Pts	Avg
1957	22	92-268	.343	87-127	.685	197	9.0	N/A	N/A	N/A	271	12.3
1958	22	169-377	.448	97-141	.688	225	10.2	N/A	N/A	N/A	435	19.8
1959	22	180-433	.415	122-167	.730	268	12.2	N/A	N/A	N/A	482	21.9
Total	66	441-1078	.409	306-435	.703	690	10.5	N/A	N/A	N/A	1,188	18.0

No. 26 (tie) BILL LOGAN -- 1,188 (1954, 55, 56)

Year	GP	FG-FGA	FG%	FT-FTA	FT%	Reb	Avg	Ast	Blk	Stl	Pts	Avg
1954	22	116-299	.387	83-126	.659	-	-	N/A	N/A	N/A	315	14.3
1955	26	155-387	.400	103-157	.657	285	11.0	N/A	N/A	N/A	413	15.9
1956	26	175-420	.440	110-179	.615	268	10.3	N/A	N/A	N/A	460	17.7
Totals	74	446-1105	.403	296-462	.641	553	10.6	N/A	N/A	N/A	1,188	16.1

No. 28 VAL BARNES -- 1,181 (1991, 92, 93)

Year	GP	FG-FGA	FG%	FT-FTA	FT%	Reb	Avg	Ast	Blk	Stl	Pts	Avg
1991	32	133-336	.396	64-87	.736	79	2.5	59	1	38	368	11.5
1992	30	116-267	.435	81-94	.862	100	3.3	68	1	38	344	11.5
1993	32	173-392	.441	81-106	.764	103	3.2	68	2	43	469	14.7
Totals	94	*422-995	.424	226-287	.787	282	3.0	195	4	119	1,181	12.6

* -- includes 111 three-point FGs

No. 29 SAM WILLIAMS -- 1,176 (1967, 68)

Year	GP	FG-FGA	FG%	FT-FTA	FT%	Reb	Avg	Ast	Blk	Stl	Pts	Avg
1967	24	183-387	.473	178-232	.767	225	9.4	N/A	N/A	N/A	544	22.6
1968	25	219-475	.461	194-265	.732	273	10.9	N/A	N/A	N/A	632	25.3
Totals	49	402-862	.466	372-497	.794	498	10.2	N/A	N/A	N/A	1,176	24.0

No. 30 JOHN JOHNSON -- 1,172 (1969, 70)

Year	GP	FG-FGA	FG%	FT-FTA	FT%	Reb	Avg	Ast	Blk	Stl	Pts	Avg
1969	24	174-344	.506	125-186	.627	256	10.7	N/A	N/A	N/A	473	19.7
1970	25	289-508	.569	121-161	.752	253	10.1	N/A	N/A	N/A	699	27.9
Totals	49	463-852	.543	246-347	.709	509	10.4	N/A	N/A	N/A	1,172	23.9

No. 31 CHAD CALABRIA -- 1,168 (1968, 69, 70)

Year	GP	FG-FGA	FG%	FT-FTA	FT%	Reb	Avg	Ast	Blk	Stl	Pts	Avg
1968	25	138-324	.425	72-108	.667	115	4.6	N/A	N/A	N/A	348	13.9
1969	24	125-283	.442	91-117	.778	99	4.1	N/A	N/A	N/A	341	14.2
1970	25	181-330	.548	117-146	.801	139	5.6	N/A	N/A	N/A	479	19.1
Totals	74	444-937	.474	280-371	.755	353	4.8	N/A	N/A	N/A	1,169	15.8

No. 32 (tie) KEVIN KUNNERT -- 1,145 (1971, 72, 73)

Year	GP	FG-FGA	FG%	FT-FTA	FT%	Reb	Avg	Ast	Blk	Stl	Pts	Avg
1971	24	106-220	.482	37-53	.698	227	9.5	N/A	N/A	N/A	249	10.4
1972	24	180-349	.516	76-122	.623	353	14.7	N/A	N/A	N/A	436	18.2
1973	24	198-363	.545	64-92	.696	334	13.9	N/A	N/A	N/A	460	19.2
Totals	72	484-932	.519	177-267	.663	914	12.7	N/A	N/A	N/A	1,145	15.9

**No. 32 (tie) BOB HANSEN -- 1,145 (1980, 81, 82, 83)**

Year	GP	FG-FGA	FG%	FT-FTA	FT%	Reb	Avg	Ast	Blk	Stl	Pts	Avg
1980	33	71-167	.425	43-73	.589	67	2.0	65	7	16	185	5.6
1981	22	70-156	.449	45-53	.849	75	3.4	33	1	17	185	8.4
1982	25	117-237	.494	64-93	.699	102	4.1	50	8	28	299	12.0
1983	31	184-378	.453	98-129	.760	166	5.4	111	2	39	476	15.4
Totals	111	*462-938	.493	251-348	.721	410	3.7	259	18	100	1,145	10.3

* -- includes 10 three-point FGs

No. 34 MELSAHN BASABE -- 1,119 (2011, 12, 13, 14)

Year	GP	FG-FGA	FG%	FT-FTA	FT%	Reb	Avg	Ast	Blk	Stl	Pts	Avg
2011	31	131-229	.572	80-112	.714	210	6.8	9	41	12	342	11.0
2012	35	109-208	.524	69-105	.657	168	4.8	11	36	18	287	8.2
2013	38	99-206	.481	61-93	.656	192	5.1	18	45	16	259	6.8
2014	32	92-164	.561	46-68	.676	182	5.7	10	26	12	231	7.2
Totals	136	*431-807	.534	256-378	.677	752	5.5	48	148	58	1,119	8.2

* -- includes 1 three-point FG

No. 35 (tie) CHRIS KINGSBURY -- 1,118 (1994, 95, 96)

Year	GP	FG-FGA	FG%	FT-FTA	FT%	Reb	Avg	Ast	Blk	Stl	Pts	Avg
1994	27	65-195	.333	46-56	.821	71	2.6	35	2	23	220	8.2
1995	33	169-423	.400	98-122	.803	88	2.7	55	5	41	553	16.8
1996	29	99-290	.341	82-103	.796	68	2.4	54	3	16	345	11.9
Totals	89	*333-908	.367	226-281	.804	227	2.5	144	10	80	1,118	12.6

* -- includes 226 three-point FGs

No. 35 (tie) MICHAEL PAYNE -- 1,118 (1982, 83, 84, 85)

Year	GP	FG-FGA	FG%	FT-FTA	FT%	Reb	Avg	Ast	Blk	Stl	Pts	Avg
1982	27	126-270	.467	56-81	.691	201	7.4	46	23	20	308	11.4
1983	31	118-288	.410	94-127	.744	233	7.5	48	52	34	330	10.6
1984	28	99-210	.471	62-90	.689	188	6.7	36	22	25	260	9.3
1985	31	92-203	.453	36-58	.621	235	7.6	102	23	36	220	7.1
Totals	117	435-971	.448	248-356	.697	857	7.3	232	120	115	1,118	9.6

No. 37 KENNY ARNOLD -- 1,112 (1979, 80, 81, 82)

Year	GP	FG-FGA	FG%	FT-FTA	FT%	Reb	Avg	Ast	Blk	Stl	Pts	Avg
1979	19	22-57	.386	6-16	.375	21	1.1	17	N/A	N/A	50	2.6
1980	33	171-363	.471	102-136	.750	114	3.5	142	1	38	444	13.5
1981	28	131-303	.432	65-85	.765	67	2.4	110	1	28	327	11.7
1982	29	100-237	.422	91-116	.784	59	2.0	83	1	15	291	10.0
Totals	109	424-960	.442	264-353	.748	261	2.4	352	N/A	N/A	1,112	10.2

No. 38 CHARLES DARLING -- 1,094 (1950, 51, 52)

Year	GP	FG-FGA	FG%	FT-FTA	FT%	Reb	Avg	Ast	Blk	Stl	Pts	Avg
1950	19	67-212	.316	41-65	.623	-	-	N/A	N/A	N/A	175	9.2
1951	22	139-376	.372	80-120	.667	387	17.6	N/A	N/A	N/A	358	16.3
1952	22	204-489	.417	153-218	.702	-	-	N/A	N/A	N/A	561	25.5
Totals	63	410-1077	.381	274-403	.680	387	17.6	N/A	N/A	N/A	1,094	17.4

No. 39 FRED BROWN -- 1,091 (1970, 71)

Year	GP	FG-FGA	FG%	FT-FTA	FT%	Reb	Avg	Ast	Blk	Stl	Pts	Avg
1970	24	180-360	.500	69-86	.802	91	3.8	N/A	N/A	N/A	429	17.9
1971	24	268-535	.501	126-152	.829	111	4.6	N/A	N/A	N/A	662	27.6
Totals	48	448-895	.501	195-238	.819	202	4.2	N/A	N/A	N/A	1,091	22.7

No. 40 RYAN BOWEN -- 1,090 (1995, 96, 97, 98)

Year	GP	FG-FGA	FG%	FT-FTA	FT%	Reb	Avg	Ast	Blk	Stl	Pts	Avg
1995	33	58-110	.527	35-59	.593	148	4.5	16	34	38	151	4.6
1996	27	55-91	.604	39-58	.672	121	4.5	16	20	36	149	5.5
1997	29	120-217	.553	93-135	.689	264	9.1	35	29	55	343	11.8
1998	31	164-272	.603	111-161	.689	271	8.7	48	41	79	447	14.4
Totals	120	*397-690	.575	278-413	.673	804	6.7	115	124	208	1,090	9.1

* -- includes 18 three-point FGs

**No. 41 (tie) MIKE GESELL - - 1,072 (2013, 14, 15, 16)**

Year	GP	FG-FGA	FG%	FT-FTA	FT%	Reb	Avg	Ast	Blk	Stl	Pts	Avg
2013	34	106-263	.403	50-63	.794	88	2.6	89	10	40	295	8.7
2014	33	90-240	.375	49-73	.671	67	2.0	128	4	43	258	7.8
2015	34	97-238	.408	42-61	.689	66	1.9	135	5	33	252	7.4
2016	33	91-232	.392	69-93	.742	104	3.2	205	5	44	267	8.1
Totals	134	384-973	.395	210-290	.724	325	2.4	557	24	160	1,072	8.0

* - - includes 94 three-point FGs

No. 41 (tie) PIERRE PIERCE - - 1,072 (2002, 04, 05)

Year	GP	FG-FGA	FG%	FT-FTA	FT%	Reb	Avg	Ast	Blk	Stl	Pts	Avg
2002	35	93-222	.419	57-93	.613	114	3.3	114	9	30	248	7.1
2004	29	174-364	.478	108-188	.574	164	5.7	63	4	16	468	16.1
2005	20	139-289	.481	55-104	.529	104	5.2	84	9	49	356	17.8
Totals	84	406-875	.464	220-385	.571	382	4.5	261	22	95	1,072	12.8

* - - includes 40 three-point FGs

No. 43 GLEN WORLEY - - 1,060 (2001, 02, 03, 04)

Year	GP	FG-FGA	FG%	FT-FTA	FT%	Reb	Avg	Ast	Blk	Stl	Pts	Avg
2001	35	89-198	.449	78-108	.722	133	3.8	23	13	14	264	7.5
2002	35	85-188	.452	71-98	.724	145	4.1	34	31	18	254	7.3
2003	31	115-258	.446	93-129	.721	161	5.2	47	34	22	339	10.9
2004	25	69-167	.413	48-64	.750	113	4.5	25	8	20	203	8.1
Totals	126	358-811	.441	290-399	.727	552	4.4	129	86	74	1,060	8.4

* - - includes 54 three-point FGs

No. 44 (tie) REGGIE EVANS - - 1,054 (2001, 02)

Year	GP	FG-FGA	FG%	FT-FTA	FT%	Reb	Avg	Ast	Blk	Stl	Pts	Avg
2001	35	155-326	.583	218-346	.630	416	11.9	55	21	31	529	15.1
2002	34	169-341	.496	187-302	.619	378	11.1	44	17	54	525	15.4
Totals	69	324-667	.486	405-648	.625	794	11.5	99	38	85	1,054	15.3

* - - includes one three-point FG

No. 44 (tie) CARL CAIN - - 1,054 (1954, 55, 56)

Year	GP	FG-FGA	FG%	FT-FTA	FT%	Reb	Avg	Ast	Blk	Stl	Pts	Avg
1954	22	106-248	.427	71-119	.597	-	-	N/A	N/A	N/A	283	12.9
1955	26	133-333	.399	94-140	.671	244	9.4	N/A	N/A	N/A	360	13.8
1956	26	165-403	.409	81-112	.723	257	9.9	N/A	N/A	N/A	411	15.8
Totals	74	404-984	.411	246-371	.663	501	9.6	N/A	N/A	N/A	1,054	14.2

No. 46 GERRY JONES - - 1,039 (1965, 66, 67)

Year	GP	FG-FGA	FG%	FT-FTA	FT%	Reb	Avg	Ast	Blk	Stl	Pts	Avg
1965	24	140-323	.433	57-90	.633	234	9.8	N/A	N/A	N/A	337	14.0
1966	16	99-242	.409	56-71	.789	174	10.9	N/A	N/A	N/A	254	15.8
1967	24	169-367	.461	110-154	.714	257	10.7	N/A	N/A	N/A	448	18.6
Totals	64	408-932	.438	223-315	.708	665	10.4	N/A	N/A	N/A	1,039	16.2

No. 47 STEVE CARFINO - - 1,037 (1981, 82, 83, 84)

Year	GP	FG-FGA	FG%	FT-FTA	FT%	Reb	Avg	Ast	Blk	Stl	Pts	Avg
1981	28	54-121	.446	19-30	.633	32	1.1	43	1	18	127	4.5
1982	29	100-178	.562	45-65	.692	52	1.8	82	4	44	245	8.4
1983	31	129-265	.487	49-67	.731	63	2.0	129	5	50	337	10.9
1984	28	136-293	.464	56-74	.757	67	2.4	66	1	66	328	11.7
Totals	116	*419-857	.489	169-236	.716	214	1.8	320	11	178	1,037	8.9

* - - includes 30 three-point FGs

No. 48 GEORGE PEEPLES - - 1,025 (1964, 65, 66)

Year	GP	FG-FGA	FG%	FT-FTA	FT%	Reb	Avg	Ast	Blk	Stl	Pts	Avg
1964	20	73-262	.361	42-78	.538	145	7.3	N/A	N/A	N/A	188	9.4
1965	24	156-305	.511	97-157	.618	249	10.3	N/A	N/A	N/A	409	17.0
1966	24	171-332	.515	86-143	.601	260	10.8	N/A	N/A	N/A	428	17.8
Totals	68	400-899	.445	225-378	.595	654	9.6	N/A	N/A	N/A	1,025	15.1

**IOWA 82, PENN STATE 53 (Sweet 16)**

March 11, 1955, Evanston, IL

Iowa -- 82

Name	FG	FT	PF	TP	RB
Davis, F.	6-13	7	2	19	6
Cain	8-13	5	3	21	9
Logan	4-14	0	1	8	5
Scheuerman	1-3	0	1	2	3
Seaberg	6-8	1	1	13	2
Johnson	0-1	0	0	0	1
Schoof	2-4	2	0	6	5
George	3-5	1	1	7	4
Ridley	1-4	0	1	2	4
Martel	0-3	1	0	1	1
Hawthorne	1-3	1	0	3	1
Duncan	0-0	0	1	0	1
Totals	32-71	18	11	82	42
FG%:	.459				

Penn State -- 53

Name	FG	FT	PF	TP	RB
Weidenhammer	2-7	0	2	4	1
Hoffman	6-18	2	1	14	3
Arnelle	3-15	5	2	11	10
Fields	1-6	1	1	3	5
Blocker	2-9	1	0	5	7
Rohland	0-0	2	0	2	0
Edwards	0-0	0	0	0	1
Ramsey	1-3	1	4	3	2
Marisa	3-7	2	2	8	6
Hartnett	0-3	0	2	0	2
Watts	1-3	0	2	2	1
Hall	0-1	1	0	1	0
Totals	19-72	15	18	53	46

SCORE BY PERIODS

Iowa	39	43	82
Penn State	25	28	53

ATTENDANCE: 9,700

IOWA 86, MARQUETTE 81 (Elite Eight)

March 12, 1955, Kansas City, MO

Iowa -- 86

Name	FG	FT	PF	TP	RB
Davis	2-11	3	2	7	4
Cain	5-14	0	4	10	8
Logan	11-20	9	5	31	15
Seaberg	5-8	2	5	12	5
Scheuerman	3-8	5	2	11	7
Schoof	3-8	2	5	8	7
Johnson, C.	1-1	1	0	3	0
George	1-1	1	1	3	0
Hawthorne	0-0	1	0	1	0
Totals	31-71	24	24	86	46

Marquette -- 81

Name	FG	FT	PF	TP	RB
Hopfensperger	5-11	6	4	16	0
Schulz	5-11	12	4	22	9
Rand	7-11	3	5	17	12
Bugalski	0-5	7	4	7	6
Walczak	1-7	1	3	3	3
O'Keefe	0-1	0	0	0	2
Wittberger	7-14	2	5	16	6
Vanvooren	0-0	0	0	0	0
Sevcik	0-0	0	1	0	1
Totals	25-61	31	26	81	41

SCORE BY PERIODS

Iowa	46	40	86
Marquette	33	48	81

ATTENDANCE: 9,700

LASALLE 76, IOWA 73 (Final Four)

March 18, 1955, Kansas City, MO

Iowa -- 73

Name	FG	FT	PF	TP
Davis	1	0	2	2
Schoof	3	0	4	6
Cain	8	1	3	17
Logan	7	6	3	20
Seaberg	5	5	2	15
Scheuerman	1	11	3	13
Totals	25	23	17	73

LaSalle -- 76

Name	FG	FT	PF	TP
O'Malley	1	4	1	6
Maples	1	2	0	4
Singley	5	6	2	16
Blatcher	2	1	5	5
Gola	8	7	4	23
Lewis	5	4	3	14
Greenberg	4	0	4	8
Totals	26	24	19	76

SCORE BY PERIODS

Iowa	36	37	73
LaSalle	45	31	76

ATTENDANCE: NA

COLORADO 75, IOWA 54 (Final Four Consolation Game)

March 19, 1955, Kansas City, MO

Iowa -- 54

Name	FG	FT	PF	TP
Davis	1	0	3	2
Schoof	2	2	3	6
Cain	4	6	2	14
Ridley	0	0	0	0
Duncan	0	0	1	0
Logan	5	7	1	17
George	0	3	3	3
Seaberg	1	2	1	4
Johnson	0	0	3	0
Martel	1	0	2	2
Scheuerman	2	2	3	6
Hawthorne	0	0	1	0
Totals	16	22	23	54

Colorado -- 75

Name	FG	FT	PF	TP
Jeangerard	5	4	3	14
Walter	0	0	0	0
Ranglos	6	6	4	18
Yardley	0	0	0	0
Halderson	4	4	4	12
Hannah	1	4	1	6
Mock	3	7	3	13
Mansfield	0	0	0	0
Peterson	3	4	2	10
Grant	1	0	0	2
Totals	23	29	17	75

SCORE BY PERIODS

Iowa	28	26	54
Colorado	35	40	75

ATTENDANCE: NA



IOWA 97, MOREHEAD STATE 83 (*Sweet 16*)

March 15, 1956, Iowa City, IA

Iowa -- 97

Name	FG	FT	PF	TP	RB
Cain	8-25	12-13	3	28	14
Schoof	5-13	5-8	3	15	11
Logan	6-21	5-8	2	17	11
Seaberg	4-12	1-1	5	9	7
Scheuerman	6-10	2-3	5	14	5
George	0-4	3-8	4	3	3
Hawthorne	0-7	4-4	4	4	0
Martel	1-4	0-2	3	2	4
Sebolt	0-1	0-1	3	0	1
Paul	1-1	1-2	0	3	1
McConnell	0-2	0-0	2	0	1
Schroeder	0-0	2-2	1	2	2
Totals	31-100	35-52	35	97	60
FG%:	.310	FT%:	.673		

Morehead State -- 83

Name	FG	FT	PF	TP	RB
Keleher	0-4	3-4	5	3	3
Hamilton	7-18	5-6	5	19	16
Swartz	8-23	4-6	5	20	12
Gaunce	5-14	14-24	3	24	8
Tolle	2-8	2-4	4	6	4
Carroll	1-3	0-0	2	2	1
Richards	0-2	0-0	2	0	1
Jewell	0-2	2-3	1	2	4
Shimfessel	1-4	1-3	5	3	2
Thompson	1-2	2-3	1	4	3
Totals	25-80	33-53	33	83	54
FG%:	.313	FT%:	.623		

SCORE BY PERIODS

Iowa	54	43	97
Morehead State	35	48	83

ATTENDANCE: 14,500

IOWA 89, KENTUCKY 77 (*Elite Eight*)

March 17, 1956, Iowa City, IA

Iowa -- 89

Name	FG	FT	PF	TP	RB
Cain	12-21	10-11	2	34	9
Schoof	2-6	0-0	3	4	3
Logan	6-18	2-6	3	14	13
Seaberg	2-12	5-5	1	9	11
Scheuerman	8-13	6-9	4	22	5
George	3-10	0-1	3	6	11
Hawthorne	0-0	0-0	0	0	0
Martel	0-0	0-0	0	0	0
Sebolt	0-0	0-0	0	0	0
Paul	0-2	0-0	0	0	2
McConnell	0-1	0-0	2	0	1
Totals	33-83	23-32	18	89	55
FG%:	.398	FT%:	.719		

Kentucky -- 77

Name	FG	FT	PF	TP	RB
Bird	9-21	5-9	1	23	24
Grawemeyer	2-10	1-1	4	5	7
Burrow	13-23	5-8	3	31	12
Calvert	3-10	1-1	3	7	6
Hatton	2-4	0-3	2	4	1
Johnson	1-9	1-3	1	3	6
Brewer	2-5	0-0	4	4	1
Collinsworth	0-0	0-0	1	0	0
Cassady	0-0	0-0	0	0	0
Totals	32-82	13-25	19	77	57
FG%:	.398	FT%:	.719		

SCORE BY PERIODS

Iowa	49	40	89
Kentucky	38	39	77

ATTENDANCE: 15,375

IOWA 83, TEMPLE 76 (*Final Four*)

March 22, 1956, Evanston, IL

Iowa -- 83

Name	FG	FT	PF	TP	RB
Cain	8-20	4-9	1	20	15
Schoof	5-15	8-9	4	18	18
Logan	13-21	10-15	2	36	8
Seaberg	1-7	0-0	4	2	6
Scheuerman	1-2	2-2	4	4	2
Martel	1-4	1-3	0	3	2
Totals	29-70	25-38	15	83	51
FG%:	.414	FT%:	.658		

Temple -- 76

Name	FG	FT	PF	TP	RB
Norman	1-8	0-2	4	2	17
Reinfeld	1-6	0-0	2	2	2
Fleming	1-4	0-0	1	4	2
Cohen	3-7	0-1	5	6	12
VanPatton	1-4	0-1	4	2	5
Rodgers	12-29	4-9	3	28	7
Lear	15-30	2-4	4	32	2
Totals	35-88	6-17	23	76	47
FG%:	.398	FT%:	.353		

SCORE BY PERIODS

Iowa	39	44	83
Temple	36	40	76

ATTENDANCE: 10,525

SAN FRANCISCO 83, IOWA 71 (*National Championship*)

March 23, 1956, Evanston, IL

Iowa -- 71

Name	FG	FT	PF	TP	RB
Cain	7-25	3-4	1	17	12
Schoof	5-10	4-4	3	14	9
Logan	5-23	2-2	3	12	15
George	0-0	0-0	0	0	0
Seaberg	5-13	7-10	1	17	4
Martel	0-1	0-0	0	0	0
Scheuerman	4-7	3-4	2	11	7
McConnell	0-0	0-0	0	0	1
Totals	26-81	19-24	10	71	48
FG%:	.325	FT%:	.750		

San Francisco -- 83

Name	FG	FT	PF	TP	RB
Boldt	7-15	1-2	4	16	5
Baxter	2-6	0-0	0	4	0
Farmer	0-10	0-0	2	0	12
Preaseau	3-4	1-2	3	7	3
Russell	11-24	4-5	2	26	27
Nelson	0-0	0-0	0	0	0
Perry	6-14	2-2	2	14	4
Bush	0-0	0-0	0	0	0
Brown	6-14	4-4	0	16	9
Payne	0-0	0-0	0	0	0
Totals	35-87	13-15	13	83	60
FG%:	.402	FT%:	.813		

SCORE BY PERIODS

Iowa	33	38	71
San Francisco	38	45	83

ATTENDANCE: N/A

**JACKSONVILLE 104, IOWA 103 (Sweet 16)**

March 12, 1970, Columbus, OH

Iowa -- 103

Name	FG	FT	PF	RB	TP
Vidnovic	8-13	8-11	3	8	24
Johnson	9-19	1-3	3	8	19
Jensen	1-8	2-3	3	4	4
Brown	13-23	1-2	3	4	27
Calabria	7-12	7-8	4	8	21
McGilmer	4-8	0-2	4	3	8
Grabinski	0-0	0-2	0	2	0
Team				9	
Totals	42-83	19-31	20	46	103
FG%:	.506	FT%:	.612		

Jacksonville -- 104

Name	FG	FT	PF	RB	TP
Blevins	0-1	0-0	3	1	0
Burrows	11-12	1-2	3	9	23
Gilmore	13-24	4-7	5	17	30
Wedeking	2-8	1-3	1	4	5
Morgan	9-14	5-9	4	4	23
Dublin	2-8	0-0	5	2	4
Nelson	6-7	6-6	1	9	18
McIntyre	0-1	1-2	0	1	1
Baldwin	0-1	0-0	1	0	0
Team				4	
Totals	43-76	18-29	23	51	104
FG%:	.565	FT%:	.620		

SCORE BY PERIODS

Iowa	49	54	103
Jacksonville	50	54	104

ATTENDANCE: 13,937

IOWA 121, NOTRE DAME 106 (Sweet 16 Consolation)

March 14, 1970, Columbus, OH

Iowa -- 121

Name	FG	FT	PF	RB	TP
Vidnovic	7-14	10-10	1	11	24
Johnson	14-31	3-3	3	9	31
Jensen	2-2	1-1	1	7	5
Brown	8-16	0-0	3	6	16
Calabria	15-22	1-2	3	8	31
McGilmer	6-9	0-0	3	6	12
Schultz	0-1	0-0	0	0	0
Hodge	0-0	2-2	0	0	2
Grabinski	0-1	0-1	1	0	0
Hazley	0-1	0-0	0	1	0
Miller	0-1	0-0	0	1	0
Team				3	
Totals	52-98	17-19	15	52	121
FG%:	.530	FT%:	.894		

Notre Dame -- 106

Name	FG	FT	PF	RB	TP
Jones	12-24	0-0	3	8	24
Carr	21-39	3-4	2	10	45
Catlett	3-10	1-1	2	6	7
O'Connell	1-3	0-0	1	0	2
Meehan	1-3	1-1	0	1	3
Ziznewschi	2-6	3-4	2	10	7
Sinnott	2-5	6-6	2	3	10
Hinga	2-5	2-2	1	2	6
Gallagher	1-2	0-0	0	2	2
Team				8	
Totals	45-97	16-18	13	50	106
FG%:	.463	FT%:	.888		

SCORE BY PERIODS

Iowa	75	46	121
Notre Dame	42	64	106

ATTENDANCE: 13,865

TOLEDO 74, IOWA 72 (2nd Round)

March 10, 1979, Bloomington, IN

Iowa -- 72

Name	FG	FT	RB	PF	TP	A	TO	BK	S	MIN
Mayfield	8-11	3-8	5	4	19	1	0	1	1	28
Boyle	2-9	3-6	4	2	7	0	3	0	1	34
Waite	1-2	0-0	3	3	2	0	0	1	0	22
Lester	9-13	5-6	4	4	23	6	3	1	2	38
Peth	1-3	1-2	2	5	3	2	1	0	0	23
Krafscisin	2-4	2-5	6	5	6	2	2	0	1	18
Norman	4-8	0-0	0	5	8	1	2	0	0	17
Brookins	2-3	0-0	2	3	4	0	1	0	0	10
Arnold	0-2	0-0	1	0	0	2	0	0	0	10
Team			6							
Totals	29-55	14-27	33	31	72	14	12	3	5	200
FG%:	.527	FT%:	.519							

Toledo -- 74

Name	FG	FT	RB	PF	TP	A	TO	BK	S	MIN
Swaney	5-12	2-2	4	4	12	0	2	1	0	16
Appel	2-4	0-0	3	2	4	1	0	0	0	24
Miller	5-8	8-17	14	4	18	4	2	0	1	40
Joplin	3-7	9-11	0	4	15	3	2	0	3	32
Lehman	2-4	6-8	5	2	10	3	5	0	0	35
Selgo	2-4	2-2	4	5	6	2	1	0	1	23
Knuckles	3-4	1-1	2	2	7	0	6	0	0	15
Garwood	0-0	0-0	0	1	0	0	1	0	0	1
Montague	1-2	0-0	1	0	2	0	0	0	0	14
Team			11							
Totals	23-45	28-41	41	24	74	13	19	1	5	200
FG%:	.511	FT%:	.683							

SCORE BY PERIODS

Iowa	41	31	72
Toledo	29	45	74

ATTENDANCE: 8,500

IOWA 86, VCU 72 (1st Round)

March 6, 1980, Greensboro, NC

Iowa -- 86

Name	FG	FT	RB	PF	TP	A	TO	BK	S	MIN
Boyle	8-14	1-3	8	3	17	4	2	0	1	39
Waite	7-14	3-4	10	3	17	2	3	0	1	34
Krafscisin	5-9	0-1	9	3	10	5	4	1	1	32
Lester	4-8	9-13	1	2	17	8	1	0	0	32
Arnold	8-12	7-8	4	3	23	4	0	0	2	36
Hansen	0-0	0-0	1	1	0	1	2	1	0	8
Brookins	1-3	0-0	6	2	2	1	1	1	0	16
Heller	0-0	0-0	0	0	0	0	0	0	0	1
Darsee	0-0	0-0	0	0	0	0	0	0	0	1
Grogan	0-0	0-0	0	0	0	0	0	0	0	1
Team			4							
Totals	33-60	20-29	43	17	86	25	13	3	5	200
FG%:	.550	FT%:	.690							

Virginia Commonwealth -- 72

Name	FG	FT	RB	PF	TP	A	TO	BK	S	MIN
Kottak	4-9	2-2	3	5	10	2	0	0	1	33
McCray	9-18	0-1	11	4	18	1	2	2	1	37
Jones	2-5	1-1	7	3	5	0	4	1	0	27
Knight	6-19	1-1	7	4	13	5	2	0	2	33
Sherod	5-11	4-7	3	4	14	5	2	0	2	40
Harris	0-1	2-2	0	2	2	0	0	0	0	5
Stancel	5-7	0-0	3	2	10	1	0	0	0	21
Shropshire	0-0	0-0	0	1	0	0	0	0	0	2
Ringo	0-0	0-0	0	0	0	0	0	0	0	1
Bates	0-0	0-0	0	0	0	0	0	0	0	1
Totals	31-70	10-14	34	25	72	14	10	3	6	200
FG%:	.433	FT%:	.714							

SCORE BY PERIODS

Iowa	39	47	86
VCU	28	44	72

ATTENDANCE: 6,865



IOWA 77, N.C. STATE 64 (2nd Round)

March 8, 1980, Greensboro, NC

Iowa -- 77

Name	FG	FT	RB	PF	TP	A	TO	BK	S	MIN
Boyle	3-5	3-5	7	3	9	3	1	0	2	33
Waite	0-4	3-5	4	1	3	0	2	0	0	33
Krafscisin	0-2	7-8	4	1	7	1	1	1	0	18
Lester	6-10	5-6	0	4	17	4	3	0	1	28
Arnold	6-11	6-8	4	1	18	2	0	1	0	39
Hansen	2-5	0-0	2	2	4	3	1	0	1	17
Brookins	7-7	3-5	2	2	17	0	2	2	0	31
Heller	1-1	0-0	0	0	2	0	0	0	0	1
Team			7							
Totals	25-45	27-37	30	14	77	13	10	4	4	200
	FG%: .556	FT%: .730								

North Carolina State -- 64

Name	FG	FT	RB	PF	TP	A	TO	BK	S	MIN
Whitney	5-16	0-2	11	5	10	4	2	1	0	35
Bailey	0-3	2-2	3	3	2	0	1	0	1	23
Watts	6-6	0-0	4	2	12	1	2	2	0	24
Austin	9-18	0-0	1	4	18	0	3	0	0	23
Lowe	1-3	3-4	0	3	5	10	2	0	1	33
Matthews	3-6	0-0	0	1	6	0	1	0	0	19
Jones	2-4	0-1	4	3	4	2	2	0	1	28
Parzych	0-0	0-0	0	0	0	0	0	0	0	2
Whittenburg	2-4	0-0	1	1	4	0	0	0	0	7
Perry	0-0	0-0	0	0	0	0	0	0	0	2
Nevitt	1-1	0-0	1	3	2	0	0	1	0	3
Weber	0-0	1-1	0	0	1	2	0	0	0	1
Team			4							
Totals	29-61	6-10	29	25	64	19	13	4	3	200
	FG%: .415	FT%: .600								

SCORE BY PERIODS

Iowa	26	51	77
NC State	29	35	64

ATTENDANCE: 13,210

IOWA 88, SYRACUSE 77 (Sweet 16)

March 14, 1980, Philadelphia, PA

Iowa -- 88

Name	FG	FT	RB	PF	TP	A	TO	BK	S	MIN
Brookins	5-10	11-12	5	4	21	2	1	2	0	31
Boyle	8-12	2-2	5	3	18	0	3	0	0	40
Krafscisin	6-9	2-2	3	5	14	1	0	1	1	23
Lester	3-10	3-5	3	1	9	7	3	0	2	35
Arnold	2-7	8-13	5	1	12	5	1	0	2	35
Hansen	1-2	2-2	1	4	4	3	1	0	0	15
Waite	4-5	2-3	5	2	10	0	3	2	0	21
Team			4							
Totals	29-55	30-39	31	20	88	18	12	5	5	200
	FG%: .527	FT%: .760								

Syracuse -- 77

Name	FG	FT	RB	PF	TP	A	TO	BK	S	MIN
Stantifer	5-9	4-4	3	4	14	1	3	0	1	31
Orr	10-17	5-5	16	2	25	8	5	0	0	39
Bouie	7-8	4-5	3	5	18	0	2	2	0	19
Moss	4-7	0-0	1	5	8	3	2	0	2	29
Headd	0-7	0-0	3	2	0	3	2	0	0	26
Bruin	1-5	0-0	3	3	2	2	1	0	1	21
Cohen	0-2	0-0	1	4	0	2	1	0	1	13
Schayes	2-7	6-9	2	3	10	1	1	0	0	22
Team			5							
Totals	29-62	19-23	37	28	77	20	17	2	5	200
	FG%: .468	FT%: .826								

SCORE BY PERIODS

Iowa	40	48	88
Syracuse	33	44	77

ATTENDANCE: 17,569

IOWA 81, GEORGETOWN 80 (Elite Eight)

March 16, 1980, Philadelphia, PA

Iowa -- 81

Name	FG	FT	RB	PF	TP	A	TO	BK	S	MIN
Brookins	10-17	2-2	4	1	22	0	1	1	1	39
Boyle	7-11	0-0	3	4	14	4	1	0	1	34
Krafscisin	1-2	0-1	3	2	2	1	0	1	0	21
Lester	2-7	4-4	2	3	8	9	0	0	1	39
Arnold	5-8	2-2	2	1	12	3	1	0	1	32
Waite	4-4	7-7	4	3	15	2	2	0	0	22
Hansen	2-2	4-4	1	1	8	1	1	0	0	13
Team			2							
Totals	31-51	19-20	21	15	81	20	6	2	4	200
	FG%: .608	FT%: .950								

Georgetown -- 80

Name	FG	FT	RB	PF	TP	A	TO	BK	S	MIN
Dutch	1-4	0-0	3	3	2	0	0	0	0	12
Shelton	7-10	2-3	5	5	16	0	1	1	0	32
Hancock	2-3	0-0	1	1	4	0	1	0	0	12
Floyd	11-14	9-10	3	0	31	2	1	0	1	36
Doren	5-9	0-0	3	2	10	8	4	0	1	36
Smith	2-5	0-0	0	1	4	2	1	0	0	28
Frazier	4-5	1-1	3	4	9	0	1	0	1	15
Fenlon	0-1	0-0	0	1	0	1	1	0	0	6
Spriggs	0-2	2-2	2	2	2	0	1	1	0	15
Bullis	1-2	0-0	1	0	2	0	0	0	0	6
Team			3							
Totals	33-55	14-16	24	19	80	13	10	2	3	200
	FG%: .620	FT%: .875								

SCORE BY PERIODS

Iowa	32	49	81
Georgetown	42	38	80

ATTENDANCE: 15,981

LOUISVILLE 80, IOWA 72 (Final Four)

March 22, 1980, Indianapolis, IN

Iowa -- 72

Name	FG	FT	RB	PF	TP	A	TO	BK	S	MIN
Brookins	6-18	2-2	6	5	14	2	2	0	1	33
Boyle	0-8	0-0	7	2	0	5	4	0	2	38
Krafscisin	4-5	4-4	3	5	12	0	1	1	0	32
Lester	4-4	2-2	1	2	10	1	0	0	0	12
Arnold	9-17	2-2	3	1	20	5	1	0	1	39
Waite	4-6	1-1	2	5	9	0	3	0	2	29
Hansen	2-8	3-4	4	2	7	4	0	0	1	17
Gannon	0-0	0-0	0	0	0	0	0	0	0	1
Henry	0-0	0-0	0	1	0	0	0	0	0	1
Totals	29-66	14-15	26	23	72	17	11	1	7	200
	FG%: .439	FT%: .933								

Louisville -- 80

Name	FG	FT	RB	PF	TP	A	TO	BK	S	MIN
Brown	1-3	0-2	5	4	2	2	4	0	0	29
Smith	3-7	7-8	8	2	13	2	1	0	0	37
McCray	5-7	4-4	9	2	14	3	2	2	2	37
Eaves	2-4	4-5	4	1	8	1	1	0	0	22
Griffith	14-21	6-8	5	1	34	6	4	2	3	36
Wright	1-2	0-0	3	1	2	1	1	0	0	15
Burkman	2-3	3-4	2	3	7	0	5	0	1	22
Branch	0-0	0-0	0	0	0	0	0	0	0	2
Deuser	0-0	0-0	0	0	0	0	0	0	0	1
Cleveland	0-0	0-0	0	0	0	0	0	0	0	1
Pulliam	0-0	0-0	0	0	0	0	0	0	0	1
Totals	28-47	24-31	36	14	80	15	18	4	6	200
	FG%: .596	FT%: .774								

SCORE BY PERIODS

Iowa	29	43	72
Louisville	34	46	80

ATTENDANCE: 16,637

**PURDUE 75, IOWA 58 (Final Four Consolation Game)**

March 24, 1980, Indianapolis, IN

Iowa -- 58

Name	FG	FT	RB	PF	TP	A	TO	BK	S	MIN
Brookins	2-6	0-1	6	5	4	2	2	1	0	20
Waite	3-5	2-5	7	4	8	1	3	1	1	27
Krafcsisin	2-8	2-2	6	5	6	1	3	0	1	24
Arnold	8-14	3-5	2	2	19	3	6	0	1	40
Boyle	3-8	3-4	7	4	9	2	3	0	1	36
Hansen	4-13	2-2	4	4	10	3	2	0	1	30
Gannon	1-8	0-0	3	0	2	0	0	0	0	15
Heller	0-2	0-0	1	1	0	0	0	0	0	4
Henry	0-1	0-0	1	1	0	0	1	1	0	4
Grogan	0-0	0-0	0	0	0	0	0	0	0	1
Arens	0-0	0-0	0	0	0	0	0	0	0	1
Darsee	0-0	0-0	0	0	0	0	0	0	0	1
Team			3							
Totals	23-65	12-19	40	26	58	12	20	3	5	200
	FG%:	.354	FT%:	.632						

Purdue -- 75

Name	FG	FT	RB	PF	TP	A	TO	BK	S	MIN
Morris	3-3	1-1	1	3	7	3	5	0	1	22
Hallman	4-9	0-3	3	3	8	2	2	0	2	35
Carroll	14-17	7-11	12	3	35	2	7	4	0	37
Edmonson	6-11	5-8	4	2	17	3	4	2	1	35
Walker	0-1	0-0	5	3	0	4	5	0	2	20
Stallings	1-3	2-2	1	1	4	3	0	0	1	12
Walker	1-3	2-3	4	2	4	4	0	0	1	26
Barnes	0-2	0-0	1	0	0	0	0	0	0	5
Others	0-2	0-0	1	3	0	1	0	0	0	8
Team			4							
Totals	29-49	17-28	36	20	75	22	23	6	8	200
	FG%:	.592	FT%:	.607						

SCORE BY PERIODS

Iowa	27	31	58
Purdue	32	43	75

ATTENDANCE: 16,637

WICHITA STATE 60, IOWA 56 (2nd Round)

March 15, 1981, Wichita, KS

Iowa -- 56

Name	FG	FT	RB	PF	TP	A	TO	BK	S	MIN
Brookins	6-8	4-6	3	3	16	3	2	0	2	35
Waite	2-4	1-1	3	4	3	0	2	0	0	19
Krafcsisin	6-13	1-3	7	5	13	0	1	0	2	24
Arnold	5-10	2-2	1	0	12	2	3	0	0	35
Boyle	2-10	0-0	1	5	4	3	3	0	4	35
Carfino	0-1	0-0	1	1	0	0	0	0	0	10
Johnson	1-2	0-0	1	0	2	0	0	0	0	4
Hansen	1-1	0-0	2	2	2	2	3	0	0	14
Gannon	1-5	0-0	6	3	2	0	1	0	1	24
Team			1							
Totals	24-54	8-12	26	23	56	10	15	0	10	200
	FG%:	.444	FT%:	.667						

Wichita State -- 60

Name	FG	FT	RB	PF	TP	A	TO	BK	S	MIN
Carr	6-15	8-10	12	3	20	1	3	5	3	39
Jackson	2-5	0-0	3	4	4	2	4	0	1	35
Levingston	10-18	5-8	16	2	25	1	5	0	0	39
Smithson	1-2	4-6	2	3	6	5	2	0	1	40
Martin	2-4	0-0	1	3	4	1	2	0	0	11
Gibbs	0-2	0-0	1	2	0	2	2	0	0	12
Jones	0-1	1-2	2	1	1	0	2	0	0	9
Papke	0-2	0-0	0	2	0	1	0	0	0	14
Denny	0-0	0-0	0	0	0	0	0	0	0	1
Team			2							
Totals	21-49	18-26	39	20	60	13	20	5	5	200
	FG%:	.428	FT%:	.692						

SCORE BY PERIODS

Iowa	36	20	56
Wichita State	25	35	60

ATTENDANCE: 10,666

IOWA 70, NORTHEAST LOUISIANA 63 (1st Round)

March 12, 1982, Pullman, WA

Iowa -- 70

Name	FG	FT	RB	PF	TP	A	TO	BK	S	MIN
Boyle	4-8	3-3	6	5	11	2	0	1	0	32
Payne	0-6	1-4	14	4	1	0	4	1	0	30
Stokes	5-10	1-2	6	3	11	0	3	3	1	21
Hansen	7-14	5-5	4	4	19	2	7	1	2	31
Arnold	5-9	4-4	4	3	14	1	2	0	0	39
Carfino	4-5	4-4	0	2	12	5	2	0	1	31
Anderson	0-0	0-0	0	0	0	0	0	0	0	1
Gannon	1-5	0-0	2	1	2	2	1	0	0	15
Team			5							
Totals	26-57	18-22	41	22	70	12	19	6	4	200
	FG%:	.456	FT%:	.818						

Northeast Louisiana -- 63

Name	FG	FT	RB	PF	TP	A	TO	BK	S	MIN
Wilson	6-15	6-8	10	3	18	1	2	0	1	37
Martin	6-15	4-5	11	1	16	0	4	0	0	40
Morris	5-16	5-6	7	4	15	0	4	0	1	40
Butler	5-10	0-0	2	3	10	0	2	0	0	36
Richard	2-6	0-0	0	5	4	1	3	0	0	32
Douglas	0-2	0-0	0	0	0	1	0	0	0	5
Dean	0-1	0-1	1	1	0	0	1	0	0	7
Williams	0-0	0-0	1	1	0	0	0	0	0	3
Totals	24-65	15-20	38	18	63	3	16	0	2	200
	FG%:	.369	FT%:	.750						

SCORE BY PERIODS

Iowa	28	42	70
NE Louisiana	29	34	63

ATTENDANCE: 9,420

IDAHO 69, IOWA 67 -- OT (2nd Round)

March 14, 1982, Pullman, WA

Iowa -- 67

Name	FG	FT	RB	PF	TP	A	TO	BK	S	MIN
Hansen	5-12	1-2	4	3	11	1	2	0	0	44
Boyle	5-7	0-0	2	5	10	1	2	0	1	33
Payne	4-11	1-2	7	5	9	4	2	2	0	28
Carfino	4-6	0-0	4	5	8	3	2	0	0	25
Arnold	3-8	2-2	2	3	8	5	1	0	0	45
Berkenpas	1-2	0-0	0	0	2	0	1	0	0	4
Dennard	2-4	2-3	2	1	6	0	0	0	0	11
Anderson	2-4	1-3	2	0	5	1	0	0	0	22
Stokes	2-3	4-7	2	5	8	0	0	0	1	13
Team			9							
Totals	28-57	11-19	34	27	67	15	10	2	2	225
	FG%:	.491	FT%:	.579						

Idaho -- 69

Name	FG	FT	RB	PF	TP	A	TO	BK	S	MIN
Herbert	1-6	2-2	3	3	4	1	3	0	0	45
Hopson	7-12	7-10	9	3	21	1	2	1	0	45
Smith	7-10	2-3	8	5	16	1	2	1	0	34
Kellerman	5-9	4-6	2	4	14	2	2	0	1	45
Owens	0-5	12-12	1	2	12	4	5	0	0	45
Prigge	0-2	2-2	0	1	2	0	0	0	0	11
Team			9							
Totals	20-44	29-35	33	18	69	9	14	2	1	225
	FG%:	.455	FT%:	.829						

SCORE BY PERIODS

Iowa	23	34	10	67
Idaho	33	24	12	69

ATTENDANCE: 12,340



IOWA 64, UTAH STATE 59 (1st Round)

March 18, 1983, Louisville, KY

Iowa -- 64

Name	FG	FT	RB	PF	TP	A	TO	BK	S	MIN
Payne	2-9	2-2	10	5	6	1	3	2	1	35
Gannon	2-4	5-8	7	1	9	0	0	0	0	39
Stokes	7-12	3-4	9	4	17	0	3	1	1	31
Carfino	1-5	3-6	0	3	5	3	2	0	5	34
Hansen	8-20	8-8	7	3	24	0	1	0	0	38
Anderson	0-1	3-4	1	0	3	1	0	0	0	10
Banks	0-1	0-0	1	3	0	4	0	0	0	9
Berkenpas	0-2	0-0	0	0	0	1	0	0	0	2
Dennard	0-1	0-0	0	1	0	0	0	0	0	2
Team			1							
Totals	20-55	24-32	36	20	64	10	9	3	7	200
FG%:	.364	FT%:	.750							

Utah State -- 59

Name	FG	FT	RB	PF	TP	A	TO	BK	S	MIN
McCullough	4-8	4-4	7	4	12	3	4	0	0	33
Ence	3-6	2-3	5	4	8	3	1	0	1	35
Grant	7-15	3-5	10	2	17	3	3	3	0	37
Washington	2-4	0-0	0	5	4	0	5	0	0	27
McMullin	2-6	0-2	4	3	4	1	1	0	0	35
Harries	1-3	0-0	1	2	2	0	3	1	0	9
Peterson	3-3	0-0	2	2	6	0	1	0	0	11
Rotta	1-2	4-5	1	2	6	0	0	0	0	13
Team			2							
Totals	23-47	13-19	32	24	59	10	18	4	1	200
FG%:	.489	FT%:	.684							

SCORE BY PERIODS

Iowa	30	34	64
Utah State	37	22	59

ATTENDANCE: 12,745

IOWA 77, MISSOURI 63 (2nd Round)

March 20, 1983, Louisville, KY

Iowa -- 77

Name	FG	FT	RB	PF	TP	A	TO	BK	S	MIN
Payne	7-12	5-6	7	3	19	1	1	1	2	39
Gannon	4-6	3-5	9	2	11	4	1	0	1	38
Stokes	7-11	8-10	6	2	22	2	1	3	0	39
Carfino	3-4	2-3	5	3	8	2	2	0	2	36
Hansen	4-12	7-8	6	3	15	3	5	0	0	37
Banks	1-1	0-1	1	1	2	1	0	0	0	7
Anderson	0-0	0-0	0	0	0	0	0	0	1	1
King	0-0	0-0	0	0	0	0	0	0	0	1
Dennard	0-0	0-0	1	0	0	0	0	0	0	1
Lohaus	0-0	0-0	0	0	0	0	0	0	0	1
Team			1							
Totals	26-46	25-33	36	14	77	13	10	4	6	200
FG%:	.565	FT%:	.758							

Missouri -- 63

Name	FG	FT	RB	PF	TP	A	TO	BK	S	MIN
Cavener	4-9	1-2	10	4	9	1	4	0	1	37
Jones	2-4	2-2	5	4	6	2	0	0	0	24
Stipanovich	3-11	0-0	8	5	6	1	2	1	1	33
Bridges	5-7	0-1	2	4	10	2	2	0	0	35
Sundvold	14-24	1-2	1	3	29	2	2	0	0	39
Dressler	0-4	0-0	1	2	0	2	0	0	1	18
Walker	0-0	0-0	0	0	0	0	0	0	0	1
Moody	0-2	0-2	0	3	0	1	0	0	0	10
Roundtree	0-0	0-0	0	0	0	0	0	0	0	1
Laurie	1-1	1-2	0	0	3	0	0	0	0	1
Musser	0-0	0-0	1	0	0	0	0	0	0	1
Totals	29-62	5-11	28	25	63	11	10	1	3	200
FG%:	.468	FT%:	.455							

SCORE BY PERIODS

Iowa	32	45	77
Missouri	20	43	63

ATTENDANCE: 14,105

VILLANOVA 55, IOWA 54 (Sweet 16)

March 25, 1983, Kansas City, MO

Iowa -- 54

Name	FG	FT	RB	PF	TP	A	TO	BK	S	MIN
Payne	1-6	1-2	2	5	3	1	2	0	0	24
Gannon	2-5	0-0	1	3	4	0	1	0	2	30
Stokes	10-15	2-4	11	3	22	1	3	1	2	39
Carfino	1-7	0-0	5	3	2	5	1	0	4	39
Hansen	9-15	3-4	8	2	21	3	2	0	0	40
Banks	1-4	0-1	2	0	2	0	1	1	1	23
Anderson	0-1	0-0	0-0	0	0	1	0	0	0	5
Team			1							
Totals	24-53	6-11	30	16	54	10	10	2	9	200
FG%:	.463	FT%:	.545							

Villanova -- 55

Name	FG	FT	RB	PF	TP	A	TO	BK	S	MIN
Pressley	1-5	0-0	3	0	2	3	1	1	1	24
Pickney	2-6	4-4	11	4	8	3	1	1	2	38
Pinone	6-12	6-6	9	4	18	1	3	1	1	39
Gringer	5-9	1-4	1	1	11	4	4	0	1	39
McClain	5-9	0-0	1	3	10	1	3	0	1	30
McLain	0-1	2-2	0	2	2	0	1	0	0	9
Hulquin	2-2	0-0	1	4	4	1	0	0	0	11
Dobbs	0-0	0-0	0	0	0	0	0	0	0	1
Team			1							
Totals	21-44	13-16	27	18	55	13	13	3	6	200
FG%:	.477	FT%:	.813							

SCORE BY PERIODS

Iowa	24	30	54
Villanova	24	31	55

ATTENDANCE: 17,036

ARKANSAS 63, IOWA 54 (1st Round)

March 14, 1985, Salt Lake City, UT

Iowa -- 54

Name	FG	FT	RB	PF	TP	A	TO	BK	S	MIN
Payne	1-4	0-0	4	2	2	1	2	1	3	33
Lorenzen	1-3	0-2	3	3	2	0	2	0	1	21
Stokes	6-12	2-2	8	5	14	2	5	0	0	32
Banks	3-8	0-1	5	3	6	6	3	0	2	35
Berkenpas	8-17	0-0	2	3	16	2	0	0	4	31
Wright	5-7	4-7	5	3	14	2	3	0	1	25
Reaves	0-2	0-0	0	1	0	1	0	0	1	8
Jones	0-1	0-2	1	2	0	1	0	0	0	3
Moe	0-2	0-0	0	0	0	2	0	0	0	7
Morgan	0-1	0-0	0	0	0	0	1	0	0	1
Snedeker	0-0	0-0	1	1	0	0	0	0	0	3
Hill	0-0	0-0	0	1	0	1	0	0	0	1
Team			4							
Totals	24-57	6-15	33	24	54	18	16	1	12	200
FG%:	.421	FT%:	.400							

Arkansas -- 63

Name	FG	FT	RB	PF	TP	A	TO	BK	S	MIN
Mills	2-6	6-8	3	4	10	5	7	0	1	27
Balentine	6-7	2-2	8	4	14	3	1	0	3	39
Kleine	10-17	5-8	14	3	25	0	3	0	2	38
Hutchinson	0-3	4-7	3	3	4	5	3	0	2	30
Freeman	3-5	0-0	4	0	6	2	2	0	1	28
Rehl	1-2	0-0	0	2	2	1	0	0	0	6
Irvin	1-6	0-0	1	0	2	0	0	0	0	14
Moore	0-0	0-0	1	0	0	0	0	0	0	9
Lang	0-0	0-2	0	2	0	0	1	1	0	8
Poerschke	0-0	0-0	0	0	0	0	0	0	1	1
Team			5							
Totals	23-46	17-27	39	18	63	16	17	1	10	200
FG%:	.500	FT%:	.629							

SCORE BY PERIODS

Iowa	33	21	54
Arkansas	26	37	63

ATTENDANCE: 6,928



N.C. STATE 66, IOWA 64 (1st Round)

March 14, 1986, Minneapolis, MN

Iowa -- 64

Name	FG	FT	RB	PF	TP	A	TO	BK	S	MIN
Wright	5-8	5-5	7	5	15	1	2	0	1	33
Marble	5-11	5-12	5	3	15	1	1	1	1	36
Lorenzen	3-5	2-4	5	5	8	0	0	0	0	25
Jones	3-7	2-2	1	1	8	1	1	0	1	30
Banks	8-13	0-0	4	2	16	0	1	0	2	40
Moe	1-3	0-1	0	1	2	1	1	0	0	14
Horton	0-0	0-2	1	4	0	0	0	0	1	10
Lohaus	0-1	0-0	1	0	0	0	1	0	0	11
Others	0-0	0-0	0	0	0	0	0	0	0	2
Team			7							
Totals	25-48	14-26	31	21	64	4	7	1	6	200
	FG%:	.520	FT%:	.538						

North Carolina State -- 66

Name	FG	FT	RB	PF	TP	A	TO	BK	S	MIN
Bolton	5-7	3-4	6	5	13	2	0	0	0	33
Shackleford	5-10	0-3	8	3	10	0	0	0	1	35
Washburn	8-20	2-7	9	2	18	2	2	0	1	34
McMillan	5-10	5-6	6	4	15	3	4	0	1	40
Myers	2-8	0-0	2	3	4	0	2	0	1	36
Brown	1-2	0-0	2	0	2	0	0	0	0	10
Others	2-4	0-1	2	2	4	1	0	0	1	12
Team			7							
Totals	28-61	10-21	42	19	66	8	8	0	5	200
	FG%:	.459	FT%:	.476						

SCORE BY PERIODS

Iowa		39	25	64
NC State		36	30	66

ATTENDANCE: 27,444

IOWA 99, SANTA CLARA 76 (1st Round)

March 13, 1987, Tucson, AZ

Iowa -- 99

Name	FG	3-PT	FT	RB	PF	TP	A	TO	BK	S	MN
Wright	1-4	0-0	2-4	3	3	4	0	2	0	1	18
Marble	8-10	0-2	0-0	7	1	16	2	2	1	2	22
Lohaus	2-4	0-1	2-2	1	0	6	1	1	0	0	18
Armstrong	1-3	0-1	0-0	1	1	2	4	1	0	2	18
Gamble	8-8	0-0	2-2	1	2	18	1	0	0	2	18
Moe	3-5	2-3	4-4	4	3	12	1	2	0	0	17
Horton	4-7	0-0	3-4	2	2	11	1	1	0	1	14
Jones	0-4	0-0	4-6	5	2	4	1	1	0	2	15
Lorenzen	4-6	0-1	0-0	4	3	8	1	1	0	1	16
Reaves	2-2	0-0	5-6	3	1	9	0	4	0	1	14
Hill	0-2	0-0	1-2	4	1	1	1	2	0	0	9
Morgan	2-4	0-0	0-0	3	2	4	0	2	0	1	11
Jepsen	1-2	0-0	0-1	3	3	2	0	1	0	0	5
Jewell	1-2	0-0	0-0	0	0	2	1	0	0	0	5
Team				2							
Totals	37-63	2-8	23-31	43	24	99	14	20	1	13	200
	FG%:	.587	3-PT%:	.250	FT%:	.742					

Santa Clara -- 76

Name	FG	3-PT	FT	RB	PF	TP	A	TO	BK	S	MN
Gordon	9-14	0-0	6-6	6	3	24	0	3	0	0	37
Moody	0-5	0-2	1-2	2	4	1	1	3	0	0	17
Weiss	2-4	0-0	5-7	2	2	9	1	1	0	0	28
Appiah	1-6	0-0	2-3	2	4	4	2	2	0	0	24
Lane	6-11	2-2	4-4	1	4	18	3	3	0	4	33
Horvath	1-1	0-0	0-0	1	1	2	0	3	0	1	17
Burley	4-12	3-9	0-0	0	3	11	2	4	0	0	20
McPherson	0-2	0-0	0-0	3	1	0	0	1	1	0	13
Others	2-2	1-1	2-4	3	1	7	0	1	0	0	11
Team				3							
Totals	25-57	6-14	20-26	23	23	76	9	21	1	5	200
	FG%:	.439	3-PT%:	.429	FT%:	.769					

SCORE BY PERIODS

Iowa		51	48	99
Santa Clara		22	54	76

ATTENDANCE: 13,214

IOWA 84, UTEP 82 (2nd Round)

March 15, 1987, Tucson, AZ

Iowa -- 84

Name	FG	3-PT	FT	RB	PF	TP	A	TO	BK	S	MN
Marble	9-14	0-1	10-11	7	1	28	3	4	1	1	36
Gamble	6-9	0-1	2-3	4	3	14	2	3	0	1	32
Lohaus	2-7	2-4	1-2	5	0	7	2	2	1	1	30
Armstrong	5-8	3-4	3-4	2	0	16	1	3	0	0	29
Wright	2-3	0-0	3-5	4	1	7	1	4	1	0	20
Jones	0-0	0-0	0-0	3	0	0	0	2	0	0	7
Moe	2-4	1-3	0-0	0	1	5	1	1	0	0	12
Horton	1-4	0-0	1-2	6	5	3	1	1	0	0	20
Lorenzen	2-2	0-0	0-2	2	1	4	3	0	0	0	10
Reaves	0-0	0-0	0-0	0	0	0	1	0	0	0	4
Team				4							
Totals	29-51	6-13	20-29	37	12	84	15	20	3	3	200
	FG%:	.569	3-PT%:	.462	FT%:	.690					

Texas-El Paso -- 82

Name	FG	3-PT	FT	RB	PF	TP	A	TO	BK	S	MN
Sandle	4-6	0-1	0-0	4	5	8	1	0	0	1	24
Gates	4-13	1-4	1-2	3	4	10	1	1	0	1	31
Richmond	6-11	0-0	6-7	5	2	18	0	1	1	2	29
Hardaway	5-7	1-1	0-0	2	3	11	6	0	1	2	29
Jackson	7-17	2-5	0-1	1	2	16	3	2	0	5	30
Blocker	4-12	1-2	0-2	2	3	9	4	2	0	1	23
Campbell	5-9	0-0	0-0	5	2	10	1	3	0	0	25
Stallworth	0-0	0-0	0-0	0	2	0	0	1	0	1	7
Davis	0-1	0-0	0-0	1	0	0	0	1	0	0	2
Team				5							
Totals	35-76	5-13	7-12	28	23	82	16	11	2	13	200
	FG%:	.461	3-PT%:	.385	FT%:	.583					

SCORE BY PERIOD

Iowa		38	46	84
Texas-El Paso		42	40	82

ATTENDANCE: 13,214

IOWA 93, OKLAHOMA 91 -- OT (Sweet 16)

March 20, 1987, Seattle, WA

Iowa -- 93

Name	FG	3-PT	FT	RB	PF	TP	A	TO	BK	S	MN
Marble	4-13	0-0	3-5	7	2	11	2	5	0	0	43
Lohaus	4-8	1-2	0-0	5	2	9	3	1	1	1	33
Wright	4-9	0-0	2-2	5	5	10	1	0	1	0	26
Armstrong	4-8	2-4	6-6	3	1	16	10	2	0	1	38
Gamble	11-13	2-2	2-6	3	1	26	4	1	1	2	31
Jones	0-0	0-0	0-0	0	1	0	0	0	0	0	1
Moe	2-8	0-3	1-2	3	1	5	0	1	0	0	18
Horton	2-5	0-0	2-2	4	4	6	1	3	0	2	19
Lorenzen	3-5	0-0	4-4	5	3	10	0	2	0	0	10
Reaves	0-0	0-0	0-0	1	0	0	0	0	0	0	6
Team				6							
Totals	34-69	5-11	20-27	42	20	93	21	15	3	6	225
	FG%:	.493	3-PT%:	.455	FT%:	.741					

Oklahoma -- 91

Name	FG	3-PT	FT	RB	PF	TP	A	TO	BK	S	MN
Kennedy	8-16	0-0	0-1	3	4	16	4	2	0	1	40
Johnson	8-12	0-0	4-8	12	3	20	0	4	0	1	36
Grant	6-12	0-0	3-3	7	4	15	1	2	3	0	36
Grace	2-4	0-2	2-2	0	4	6	8	1	0	7	26
McCalister	9-18	7-11	1-5	6	2	26	3	3	0	4	45
King	1-4	0-0	0-1	2	2	2	0	0	2	1	13
Watson	0-0	0-0	0-0	0	1	0	0	0	0	0	4
Sieger	2-6	0-1	2-4	3	1	6	5	1	0	0	25
Team				7							
Totals	36-72	7-14	12-24	40	21	91	21	13	5	14	225
	FG%:	.500	3-PT%:	.500	FT%:	.500					

SCORE BY PERIODS

Iowa		40	45	8	93
Oklahoma		41	44	6	91

ATTENDANCE: 22,914



UNLV 84, IOWA 81 (Elite Eight)

March 22, 1987, Seattle, WA

Iowa -- 81

Name	FG	3-PT	FT	RB	PF	TP	A	TO	BK	S	MN
Marble	3-11	0-1	3-7	6	3	9	5	4	0	1	35
Lohaus	4-6	0-1	4-5	7	2	12	1	2	0	1	29
Wright	3-5	0-0	2-4	3	3	8	4	2	0	2	26
Armstrong	6-12	0-1	6-7	2	1	18	2	1	0	1	32
Gamble	7-11	1-2	3-3	3	4	18	2	4	0	1	27
Reaves	2-2	0-0	0-0	1	1	4	1	2	0	1	8
Jones	0-0	0-0	0-0	0	0	0	0	0	0	0	2
Moe	1-2	1-1	1-2	1	3	4	0	1	0	0	16
Horton	4-5	0-0	0-1	4	2	8	1	1	0	0	14
Lorenzen	0-0	0-0	0-0	1	3	0	2	1	0	0	11
Team				5							
Totals	30-54	2-6	19-29	33	22	81	18	18	0	7	200
	FG%:	.556	3-PT%:	.333				3-PT%:	.655		

Nevada-Las Vegas -- 84

Name	FG	3-PT	FT	RB	PF	TP	A	TO	BK	S	MN
Paddio	7-16	4-11	2-2	4	3	20	2	2	0	0	29
Gilliam	11-16	0-0	5-6	10	4	27	0	2	2	2	38
Basnight	3-3	0-0	1-2	2	4	7	0	1	0	1	25
Wade	1-2	1-1	0-0	4	4	3	12	4	0	2	35
Banks	5-20	4-13	3-5	3	1	17	5	1	0	0	37
Robinson	0-0	0-0	0-0	0	0	0	0	0	1	1	4
West	0-0	0-0	0-0	0	1	0	0	0	0	0	1
Graham	3-10	2-5	2-2	1	4	10	2	2	0	0	14
Hudson	0-1	0-0	0-0	6	3	0	1	1	0	0	15
Willard	0-0	0-0	0-0	1	2	0	0	1	0	0	2
Team				2							
Totals	30-68	11-30	13-17	33	26	84	22	15	3	6	200
	FG%:	.441	3-PT%:	.367				FT%:	.765		

SCORE BY PERIODS

Iowa	58	23	81
UNLV	42	42	84

ATTENDANCE: 27,914

IOWA 102, FLORIDA STATE 98 (1st Round)

March 18, 1988, Los Angeles, CA

Iowa -- 102

Name	FG	3-PT	FT	RB	PF	TP	A	TO	BK	S	MN
Hill	4-5	0-0	2-3	8	2	10	2	2	0	0	26
Marble	3-6	0-0	8-10	7	4	14	1	1	0	0	27
Horton	6-7	0-0	2-4	6	4	14	2	2	0	0	32
Armstrong	8-14	3-6	16-20	0	1	35	3	2	0	1	33
Moe	4-7	2-5	3-4	2	1	13	0	1	0	1	27
Reaves	2-5	1-3	0-0	0	0	5	1	0	0	0	20
Jones	5-8	0-0	1-2	3	2	11	2	1	0	2	22
Morgan	0-1	0-0	0-0	0	0	0	3	0	0	0	13
Team				1							
Totals	32-53	6-14	32-43	27	14	102	14	9	0	4	200
	FG%:	.604	3-PT%:	.429				FT%:	.744		

Florida State -- 98

Name	FG	3-PT	FT	RB	PF	TP	A	TO	BK	S	MN
Johnson	4-5	3-3	1-1	0	3	12	3	0	0	1	26
Dawson	13-21	0-0	4-5	4	5	30	1	2	0	2	35
Hunter	2-6	0-0	0-0	9	3	4	1	1	0	0	25
Mayes	7-14	2-7	1-2	3	5	17	2	1	0	0	30
McCloud	8-19	5-13	0-1	3	5	21	0	2	0	0	35
Polite	1-3	0-0	2-2	4	1	4	0	2	0	0	16
Fitchett	1-2	1-2	0-0	3	1	3	1	1	0	0	10
Boyd	3-4	1-1	0-0	2	4	7	2	1	0	0	11
Mitchell	0-1	0-0	0-0	1	5	0	0	3	0	0	10
White	0-0	0-0	0-0	0	0	0	0	0	0	0	2
Team				7							
Totals	39-75	12-26	8-11	36	32	98	10	13	0	3	200
	FG%:	.520	3-PT%:	.462				FT%:	.727		

SCORE BY PERIODS

Iowa	51	51	102
Florida State	46	52	98

ATTENDANCE: 12,591

IOWA 104, UNLV 86 (2nd Round)

March 20, 1988, Los Angeles, CA

Iowa -- 104

Name	FG	3-PT	FT	RB	PF	TP	A	TO	BK	S	MN
Jones	5-10	0-0	2-2	6	2	12	2	2	0	3	28
Marble	7-12	0-0	8-10	5	0	22	3	1	0	3	30
Horton	10-16	0-0	4-11	9	3	24	0	2	2	0	32
Moe	7-10	3-6	7-9	1	1	24	5	1	0	1	25
Armstrong	2-7	0-3	5-6	2	2	9	7	3	0	2	33
Reaves	0-1	0-1	2-4	5	1	2	2	4	0	1	20
Hill	3-3	0-0	2-2	3	3	8	0	2	0	1	15
Morgan	1-3	0-0	1-2	1	0	3	0	1	0	0	10
Jepsen	0-0	0-0	0-0	0	0	0	0	0	1	0	2
Jewell	0-0	0-0	0-0	0	1	0	0	0	0	0	3
Westen	0-0	0-0	0-0	0	0	0	0	0	0	0	2
Team				2							
Totals	35-62	3-10	31-46	34	13	104	19	16	3	11	200
	FG%:	.565	3-PT%:	.300				FT%:	.674		

Nevada-Las Vegas -- 86

Name	FG	3-PT	FT	RB	PF	TP	A	TO	BK	S	MN
Basnight	1-1	0-0	0-0	6	5	2	0	4	0	0	15
Paddio	12-26	8-19	2-2	6	3	34	2	0	0	1	38
Todd	0-1	0-0	0-0	3	2	0	0	3	0	0	14
Augmon	5-6	0-0	0-1	10	4	10	4	5	0	2	37
James	8-19	1-5	4-4	2	4	21	4	6	0	2	31
Robinson	2-4	0-0	0-0	4	5	4	0	2	1	0	24
Rossum	4-10	1-3	2-2	2	2	11	1	0	0	0	24
Cvijanovich	2-4	0-2	0-1	1	3	4	0	1	0	1	14
Willard	0-6	0-0	0-0	3	0	0	0	0	1	0	3
Team				4							
Totals	34-77	10-29	8-10	41	28	86	11	23	2	6	200
	FG%:	.442	3-PT%:	.345				FT%:	.800		

SCORE BY PERIODS

Iowa	51	53	104
UNLV	39	47	86

ATTENDANCE: 12,591

ARIZONA 99, IOWA 79 (Sweet 16)

March 25, 1988, Seattle, WA

Iowa -- 79

Name	FG	3-PT	FT	RB	PF	TP	A	TO	BK	S	MN
Jones	4-6	0-1	4-6	6	3	12	3	0	0	1	31
Marble	6-15	0-1	2-3	5	3	14	2	1	0	1	36
Horton	2-5	0-0	0-0	3	5	4	0	2	0	1	22
Moe	4-9	3-8	0-0	1	3	11	1	4	0	1	26
Armstrong	11-21	3-7	2-3	1	1	27	7	5	0	3	34
Hill	4-5	0-0	1-2	7	5	9	0	3	0	0	23
Reaves	1-6	0-3	0-0	3	1	2	1	2	0	1	20
Jewell	0-0	0-0	0-0	2	1	0	0	0	0	0	2
Jepsen	0-0	0-0	0-0	0	0	0	0	0	0	0	2
Morgan	0-0	0-0	0-0	0	1	0	0	0	0	0	4
Team				2							
Totals	32-67	6-20	9-14	30	23	79	14	17	0	8	200
	FG%:	.478	3-PT%:	.300				FT%:	.643		

Arizona -- 99

Name	FG	3-PT	FT	RB	PF	TP	A	TO	BK	S	MN
Elliott	11-18	1-5	2-2	3	3	25	8	4	0	2	39
Cook	8-12	0-0	3-3	6	2	19	0	1	1	0	31
Tolbert	7-13	0-0	3-4	9	2	17	1	4	0	3	36
Kerr	5-11	5-10	2-3	4	2	17	8	0	0	1	39
McMillan	2-6	2-5	2-2	2	3	8	4	0	0	1	22
Lofton	2-3	1-2	1-2	0	1	6	1	1	0	3	11
Mason	2-3	2-2	0-1	1	0	6	0	1	0	0	8
Turner	0-0	0-0	1-2	1	3	1	0	0	0	0	7
Others	0-0	0-0	0-0	1	0	0	0	2	0	2	7
Team				5							
Totals	37-66	11-24	14-19	32	16	99	22	13	1	12	200
	FG%:	.561	3-PT%:	.458				FT%:	.737		

SCORE BY PERIODS

Iowa	34	45	79
Arizona	38	61	99

ATTENDANCE: 23,229



IOWA 87, RUTGERS 83 (1st Round)

March 17, 1989, Providence, RI

Iowa -- 87

Name	FG	3-PT	FT	RB	PF	TP	A	TO	BK	S	MN
Horton	3-7	0-0	1-3	5	4	7	2	3	0	3	31
Bullard	3-4	2-3	1-1	11	1	9	2	4	0	0	29
Jepsen	1-1	0-0	0-0	4	2	2	1	1	0	0	18
Armstrong	12-19	6-9	5-6	2	1	35	5	3	0	3	36
Marble	9-13	1-2	5-7	4	2	24	2	4	0	0	37
Moses	2-4	0-0	0-1	3	2	4	0	0	0	0	18
Lookingbill	1-1	0-0	0-0	2	1	2	0	1	0	1	11
Garner	2-3	0-0	0-1	0	3	4	6	4	0	0	16
Skinner	0-0	0-0	0-0	0	0	0	0	0	0	0	1
Team				1							
Totals	33-52	9-14	12-19	32	16	87	18	20	0	7	200
	FG%:	.635	3-PT%:	.643		FT%:	.632				

Rutgers -- 87

Name	FG	3-PT	FT	RB	PF	TP	A	TO	BK	S	MN
Ward	3-3	0-0	0-1	5	2	6	1	1	0	0	18
Salvage	8-18	4-9	6-6	4	3	26	2	3	0	0	34
Duckett	6-13	0-0	0-0	7	3	12	0	3	2	0	32
Dadlka	4-14	2-9	0-0	0	5	10	4	1	0	6	39
Carter	7-8	0-0	0-1	1	3	14	5	5	0	3	34
Perry	1-3	0-1	0-0	5	3	2	0	1	0	0	21
Everson	0-0	0-0	0-0	0	0	0	0	2	0	0	3
Dixon	1-2	0-0	1-2	1	0	3	1	0	0	0	7
Smith	0-1	0-0	0-0	0	0	0	0	0	0	0	2
McInnis	0-0	0-0	0-0	2	0	0	0	1	0	0	10
Team				2							
Totals	30-62	6-19	7-10	27	19	73	13	17	2	9	200
	FG%:	.484	3-PT%:	.316		FT%:	.700				

SCORE BY PERIODS

Iowa	45	42	87
Rutgers	39	34	73

ATTENDANCE: 12,106

N.C. STATE 102, IOWA 96 -- 2OT (2nd Round)

March 19, 1989, Providence, RI

Iowa -- 96

Name	FG	3-PT	FT	RB	PF	TP	A	TO	BK	S	MN
Horton	13-22	0-1	6-6	12	4	32	3	2	0	1	46
Bullard	2-9	0-3	4-4	4	1	8	4	2	0	0	34
Jepsen	2-3	0-0	0-0	3	2	4	0	0	0	0	21
Armstrong	7-13	2-4	4-4	3	3	20	5	1	1	1	46
Marble	10-23	2-5	2-3	7	3	24	3	2	1	2	44
Moses	0-4	0-0	0-0	1	3	0	0	1	0	0	11
Garner	0-0	0-0	2-2	2	2	2	5	3	0	0	31
Lookingbill	2-2	0-0	2-2	0	4	6	2	0	0	0	17
Team				3							
Totals	36-76	4-13	20-21	35	22	96	22	11	2	4	250
	FG%:	.474	3-PT%:	.308		FT%:	.952				

North Carolina State -- 102

Name	FG	3-PT	FT	RB	PF	TP	A	TO	BK	S	MN
Howard	8-12	0-0	0-0	6	3	16	2	3	2	2	45
Brown	5-7	1-1	3-6	4	5	14	0	1	1	0	43
Lester	4-7	0-0	2-2	9	4	10	1	1	7	1	43
Corchiani	5-8	2-2	4-6	3	4	16	10	3	1	1	49
Monroe	13-21	4-10	10-11	4	2	40	4	1	0	1	47
Weems	1-1	0-0	0-0	0	1	2	2	1	0	0	9
D'Amico	0-1	0-0	0-0	0	1	0	0	0	0	0	7
Hinnart	0-0	0-0	4-4	0	0	4	0	0	0	0	4
Lee	0-0	0-0	0-0	0	0	0	0	1	0	0	3
Team				1							
Totals	36-57	7-13	23-29	27	20	102	19	11	11	5	250
	FG%:	.632	3-PT%:	.538		FT%:	.793				

SCORE BY PERIODS

Iowa	41	34	8	13	96
NC State	31	34	8	19	102

ATTENDANCE: 12,106

IOWA 76, EAST TENNESSEE STATE 73 (1st Round)

March 14, 1991, Minneapolis, MN

Iowa -- 76

Name	FG	3-PT	FT	RB	PF	TP	A	TO	BK	S	MN
Davis	3-4	1-1	4-4	4	1	11	0	2	0	2	20
Street	0-3	0-0	2-4	7	2	2	3	2	0	5	23
Winters	3-4	0-0	0-0	6	2	6	1	6	1	0	20
Skinner	4-4	4-4	2-2	3	4	14	3	3	0	0	29
Moses	5-9	2-3	2-2	5	1	14	0	4	0	2	34
Earl	4-9	0-0	10-14	6	4	18	1	3	2	0	32
Smith	2-5	0-1	1-2	2	1	5	1	2	0	0	15
Barnes	3-10	0-1	0-0	3	0	6	1	0	0	2	22
Webb	0-0	0-0	0-0	1	0	0	0	0	0	0	5
Team				2							
Totals	24-48	7-10	21-28	39	15	76	10	22	3	11	200
	FG%:	.500	3-PT%:	.700		FT%:	.750				

East Tennessee State -- 73

Name	FG	3-PT	FT	RB	PF	TP	A	TO	BK	S	MN
English	11-17	0-0	3-3	10	3	25	0	3	0	3	36
Story	2-5	0-1	3-4	4	5	7	0	1	0	3	22
Jones	1-2	0-0	1-4	3	4	3	1	1	1	2	22
Jennings	4-13	3-8	0-0	4	3	11	13	0	0	2	37
Geer	3-7	1-4	0-1	1	1	7	0	1	0	1	22
Pelphrey	3-10	2-6	0-0	1	5	8	1	4	0	1	27
Silvers	2-4	0-0	0-0	0	0	4	1	2	0	1	10
West	3-7	2-6	0-0	1	1	8	1	1	0	1	20
Palmer	0-0	0-0	0-0	0	0	0	1	0	0	0	3
Hayes	0-0	0-0	0-0	0	0	0	0	0	0	0	1
Team				2							
Totals	29-65	8-25	7-12	26	22	73	18	13	1	14	200
	FG%:	.446	3-PT%:	.320		FT%:	.583				

SCORE BY PERIODS

Iowa	33	43	76
E. Tennessee St.	37	36	73

ATTENDANCE: 25,759

DUKE 85, IOWA 70 (2nd Round)

March 16, 1991, Minneapolis, MN

Iowa -- 70

Name	FG	3-PT	FT	RB	PF	TP	A	TO	BK	S	MN
Winters	1-3	0-0	0-1	4	2	2	1	0	0	0	18
Moses	10-14	3-4	0-0	0	5	23	0	2	0	1	23
Street	2-2	0-0	1-3	4	4	5	1	3	0	0	25
Davis	5-9	0-0	1-2	3	4	11	0	5	0	1	21
Skinner	1-5	1-5	4-5	0	4	7	3	4	0	0	25
Smith	0-6	0-1	1-2	2	0	1	6	3	0	2	19
Earl	6-9	0-0	3-5	6	4	15	1	2	4	2	32
Webb	0-0	0-0	2-2	0	1	2	0	0	0	0	6
Barnes	2-5	0-2	0-0	2	2	4	3	2	0	1	31
Team				8							
Totals	27-53	4-12	12-20	29	26	70	15	22	4	7	200
	FG%:	.509	3-PT%:	.333		FT%:	.600				

Duke -- 85

Name	FG	3-PT	FT	RB	PF	TP	A	TO	BK	S	MN
Koubek	4-8	1-4	0-0	3	2	9	1	2	0	0	16
Hill	6-11	0-0	2-3	9	2	14	3	3	0	6	30
Laettner	5-7	1-1	8-9	4	4	19	2	2	0	2	31
Hurley	1-6	0-5	2-2	2	3	4	8	1	0	1	35
Hill	6-10	0-0	5-7	5	3	17	0	2	1	0	26
McCaffrey	4-9	0-0	2-4	3	1	10	2	2	0	3	27
Lang	0-0	0-0	1-2	2	2	1	0	1	0	0	7
Davis	3-6	0-0	2-2	5	0	8	2	2	0	0	22
Palmer	1-1	0-0	0-0	0	1	2	0	0	0	0	2
Buckley	0-0	0-0	0-0	2	0	0	0	0	0	0	1
Clark	0-0	0-0	1-4	0	0	1	1	0	0	0	2
Ast	0-0	0-0	0-0	0	0	0	0	0	0	0	1
Totals	30-58	2-10	23-33	35	18	85	19	15	1	12	200
	FG%:	.517	3-PT%:	.200		FT%:	.697				

SCORE BY PERIODS

Iowa	29	41	70
Duke	44	41	85

ATTENDANCE: 28,114



IOWA 98, TEXAS 92 (1st Round)

March 19, 1992, Greensboro, NC

Iowa -- 98

Name	FG	3-PT	FT	RB	PF	TP	A	TO	BK	S	MN
Moses	10-20	0-6	2-4	16	0	22	7	3	0	0	32
Street	6-8	1-2	3-4	9	3	16	0	1	0	1	32
Earl	11-17	0-0	3-6	5	2	25	0	1	3	0	33
Smith	0-0	0-0	1-2	1	1	1	5	2	0	0	21
Barnes	7-15	2-6	5-6	1	1	21	5	3	0	1	30
Skinner	0-0	0-0	0-1	1	1	0	3	1	0	1	19
Winters	3-4	0-0	3-4	3	4	9	1	1	0	1	13
Lookingbill	2-2	0-0	0-0	2	1	4	1	0	0	0	19
Webb	0-0	0-0	0-0	0	0	0	0	0	0	0	1
Team				3				1			
Totals	39-56	3-14	17-27	41	13	98	22	13	3	4	200
	FG%:	.591	3-PT%:	.214		FT%:	.630				

Texas -- 92

Name	FG	3-PT	FT	RB	PF	TP	A	TO	BK	S	MN
Williams	6-15	1-3	1-1	3	4	14	1	1	0	2	22
Cambridge	8-14	0-2	0-2	8	1	16	1	5	0	1	32
Burditt	1-2	0-0	0-0	8	3	2	2	0	0	0	39
Tyler	10-19	6-11	0-0	2	4	26	2	6	0	0	39
Rencher	9-20	5-11	3-3	5	5	26	6	1	0	2	34
Penders	0-0	0-0	0-0	0	2	0	0	0	0	0	1
Watson	1-2	1-2	0-0	0	1	3	3	0	0	0	13
Richardson	1-6	0-2	3-4	1	4	5	3	0	0	2	19
Houston	0-0	0-0	0-0	0	0	0	0	0	0	0	1
Team				8							
Totals	36-78	13-31	7-10	35	24	92	18	13	0	7	200
	FG%:	.462	3-PT%:	.419		FT%:	.700				

SCORE BY PERIODS

Iowa	49	49	98
Texas	42	50	92

ATTENDANCE: 15,800

DUKE 75, IOWA 62 (2nd Round)

March 21, 1992, Greensboro, NC

Iowa -- 62

Name	FG	3-PT	FT	RB	PF	TP	A	TO	BK	S	MN
Moses	5-11	0-1	2-3	3	2	12	2	6	0	3	28
Street	3-3	0-0	1-2	1	5	7	1	0	1	1	19
Earl	8-17	0-0	3-4	12	4	19	0	6	8	3	37
Smith	0-3	0-0	0-0	0	2	0	3	4	0	1	18
Barnes	3-11	2-5	2-2	1	1	10	1	1	0	1	29
Skinner	1-3	1-2	2-2	0	2	5	4	1	0	1	22
Davis	2-4	0-0	0-0	2	0	4	1	0	0	0	9
Winters	0-3	0-1	0-2	5	5	0	2	3	1	2	20
Lookingbill	2-6	1-1	0-0	3	3	5	0	1	0	0	15
Webb	0-1	0-0	0-0	1	1	0	0	0	0	0	3
Team				5							
Totals	24-62	4-10	10-15	33	25	62	14	22	10	12	200
	FG%:	.387	3-PT%:	.400		FT%:	.667				

Duke -- 75

Name	FG	3-PT	FT	RB	PF	TP	A	TO	BK	S	MN
Lang	1-3	0-0	0-0	8	3	2	0	3	1	0	23
Davis	6-16	2-6	7-10	10	1	21	0	1	1	2	30
Laettner	6-12	0-2	7-7	8	3	19	1	5	3	4	37
Hurley	4-9	1-4	3-4	4	3	12	9	5	0	1	37
Hill	2-8	0-2	6-8	5	2	10	2	2	0	0	31
Clark	0-0	0-0	0-0	1	3	0	0	1	0	0	2
Blakeney	0-0	0-0	0-0	0	0	0	0	0	0	0	1
Burt	0-1	0-0	0-0	0	0	0	0	0	0	0	1
Hill	3-8	0-0	5-6	4	3	11	0	2	0	1	31
Parks	0-0	0-0	0-0	0	0	0	0	1	3	0	7
Team				6							
Totals	22-57	3-14	28-35	46	18	75	12	20	8	8	200
	FG%:	.386	3-PT%:	.214		FT%:	.800				

SCORE BY PERIODS

Iowa	24	38	62
Duke	48	27	75

ATTENDANCE: 15,800

IOWA 82, NORTHEAST LOUISIANA 69 (1st Round)

March 19, 1993, Nashville, TN

Iowa -- 82

Name	FG	3-PT	FT	RB	PF	TP	A	TO	BK	S	MN
Winters	6-8	0-0	0-2	8	3	12	1	5	1	1	23
Lookingbill	3-5	0-2	0-0	4	0	6	2	3	0	1	25
Earl	10-18	0-0	3-3	15	1	23	1	3	5	0	32
Smith	0-1	0-0	2-2	3	3	2	3	6	0	2	25
Barnes	5-13	0-0	5-5	8	0	15	2	0	0	0	30
Webb	1-1	0-0	0-0	0	1	2	0	2	0	0	7
Murray	4-5	0-0	2-2	3	1	10	1	2	1	1	20
Millard	2-2	0-0	0-1	1	1	4	0	3	0	0	13
Bartels	1-2	1-2	0-0	2	1	3	2	0	0	3	10
Glasper	1-1	1-1	2-2	0	1	5	1	2	0	0	15
Team				1							
Totals	33-56	2-5	14-17	45	12	82	13	26	7	8	200
	FG%:	.589	3-PT%:	.400		FT%:	.778				

Northeast Louisiana -- 69

Name	FG	3-PT	FT	RB	PF	TP	A	TO	BK	S	MN
Davis	2-10	0-6	0-0	3	3	4	2	0	0	1	32
Stephen	6-13	0-0	1-2	5	3	13	2	5	0	2	39
Stuart	10-20	0-1	0-1	5	0	20	2	1	0	2	38
Johnson	8-16	0-1	0-2	4	5	16	4	7	0	3	35
Brown	5-8	3-5	1-1	1	0	14	3	3	0	1	35
Smith	0-1	0-0	0-0	0	1	0	0	0	0	0	2
Redmond	0-2	0-1	0-0	0	4	0	0	1	0	1	14
Enloe	0-0	0-0	0-0	1	1	0	1	0	0	0	4
Murray	1-1	0-0	0-0	0	0	2	0	0	0	0	1
Team				4							
Totals	32-71	3-14	2-6	23	17	69	14	17	0	10	200
	FG%:	.451	3-PT%:	.214		FT%:	.333				

SCORE BY PERIODS

Iowa	37	45	82
NE Louisiana	32	37	69

ATTENDANCE: 14,600

WAKE FOREST 84, IOWA 78 (2nd Round)

March 21, 1993, Nashville, TN

Iowa -- 78

Name	FG	3-PT	FT	RB	PF	TP	A	TO	BK	S	MN
Winters	2-2	0-0	2-3	2	4	6	2	1	0	1	20
Lookingbill	6-9	3-5	0-0	4	4	15	1	4	0	1	25
Earl	7-12	0-0	2-3	7	2	16	2	1	0	1	34
Smith	3-6	1-3	0-0	1	0	7	9	0	0	0	30
Barnes	4-9	3-6	4-4	2	2	15	3	0	0	0	33
Millard	1-2	0-1	0-0	0	1	2	1	1	0	1	15
Murray	3-8	1-3	4-4	2	1	11	2	1	0	0	27
Glasper	0-0	0-0	0-0	1	1	0	2	0	0	1	10
Webb	2-2	0-0	2-2	1	0	6	0	1	0	0	6
Totals	28-50	8-18	14-16	20	15	78	22	9	0	5	200
	FG%:	.560	3-PT%:	.444		FT%:	.875				

Wake Forest -- 84

Name	FG	3-PT	FT	RB	PF	TP	A	TO	BK	S	MN
Owens	5-9	0-0	2-2	4	2	12	2	2	0	0	36
Rogers	12-17	2-5	7-11	10	1	33	0	2	0	2	38
Hicks	2-4	0-0	2-2	4	3	6	3	1	0	3	33
Harrison	1-5	1-4	0-0	1	1	3	4	3	0	0	23
Childress	8-11	5-7	4-4	1	0	25	6	2	0	2	36
Blucas	1-1	1-1	0-2	2	3	3	4	0	0	0	22
Banks	1-1	0-0	0-0	3	0	2	0	0	0	1	12
Team				1							
Totals	30-48	9-17	15-21	26	10	84	19	10	0	8	200
	FG%:	.625	3-PT%:	.529		FT%:	.714				

SCORE BY PERIODS

Iowa	38	40	78
Wake Forest	37	47	84

ATTENDANCE: 14,600



IOWA 81, GEORGE WASHINGTON 79 (1st Round)

March 15, 1996, Tempe, AZ

Iowa -- 81

Name	FG	3-PT	FT	RB	PF	TP	A	TO	BK	S	MN
Murray	5-6	0-0	4-6	7	0	14	5	3	0	2	29
Settles	8-17	1-1	4-6	15	4	21	0	4	0	1	31
Millard	7-10	4-6	2-2	9	3	20	1	2	2	1	32
Woolridge	4-12	0-0	3-5	3	3	11	7	6	0	0	30
Glasper	0-0	0-0	0-0	2	0	0	2	2	0	1	25
Robinson	0-0	0-0	0-0	0	0	0	0	0	0	0	3
Kingsbury	5-13	3-8	1-1	4	2	14	4	2	1	1	24
Koch	0-1	0-0	0-0	2	0	0	0	0	0	0	9
Bowen	0-1	0-0	1-2	0	2	1	0	2	1	0	13
Helmerts	0-0	0-0	0-0	1	0	0	0	1	0	0	4
Team				4				1			
Totals	29-60	8-15	15-22	47	14	81	19	23	4	6	200
	FG%: .483	3-PT%: .333	FT%: .682								

George Washington -- 79

Name	FG	3-PT	FT	RB	PF	TP	A	TO	BK	S	MN
Brade	2-4	0-0	0-0	0	4	4	3	2	0	2	25
Jones	6-9	0-1	3-6	2	3	15	4	3	0	2	31
Koul	7-9	0-0	2-4	6	5	16	1	1	1	1	29
Rogers	6-13	1-5	1-2	4	3	14	10	3	0	2	40
Evans	8-17	6-11	2-6	3	2	24	1	2	0	2	38
Mescheriakov	3-10	0-0	0-1	7	3	6	3	1	0	2	29
Green	0-0	0-0	0-0	0	0	0	0	0	0	0	2
Williams	0-0	0-0	0-0	0	2	0	0	0	0	0	5
Team				3							
Totals	32-62	7-17	8-19	25	22	79	22	12	1	11	200
	FG%: .516	3-PT%: .412	FT%: .421								

SCORE BY PERIODS

Iowa	37	44	81
Geo. Washington	36	43	79

ATTENDANCE: 12,462

ARIZONA 87, IOWA 73 (2nd Round)

March 17, 1996, Tempe, AZ

Iowa -- 73

Name	FG	3-PT	FT	RB	PF	TP	A	TO	BK	S	MN
Murray	2-9	0-1	2-2	5	3	6	2	1	0	0	30
Settles	6-15	0-3	1-3	12	4	13	1	5	0	2	32
Millard	6-11	2-3	0-0	6	2	14	0	1	1	3	32
Woolridge	6-17	0-1	0-0	3	3	12	7	5	0	0	36
Glasper	1-2	1-2	0-0	1	2	3	3	1	0	0	22
Bowen	1-2	0-0	0-2	1	3	2	0	1	0	1	15
Kingsbury	4-11	4-8	4-5	1	2	16	0	0	0	0	22
Koch	2-2	1-1	2-2	1	2	7	3	0	0	0	8
Helmerts	0-0	0-0	0-0	1	0	0	0	0	0	0	3
Team				5							
Totals	28-69	8-19	9-14	36	21	73	16	14	1	6	200
	FG%: .406	3-PT%: .421	FT%: .643								

Arizona -- 87

Name	FG	3-PT	FT	RB	PF	TP	A	TO	BK	S	MN
McLean	4-8	2-5	3-4	6	2	13	1	1	0	1	31
Williams	5-10	1-4	0-0	5	2	11	1	2	1	0	33
Davis	7-11	0-0	3-5	14	2	17	0	1	3	0	37
Simon	5-13	1-7	4-4	1	4	15	6	4	0	2	34
Geary	4-7	3-5	5-6	4	2	16	13	1	2	2	38
Dickerson	5-13	1-4	2-5	4	4	13	3	1	1	1	24
Bramlett	1-1	0-0	0-0	1	0	2	0	0	0	0	2
Terry	0-1	0-1	0-0	0	0	0	0	1	0	0	3
Team				7							
Totals	31-64	8-26	17-24	42	16	87	24	12	7	6	200
	FG%: .484	3-PT%: .308	FT%: .708								

SCORE BY PERIODS

Iowa	37	36	73
Arizona	48	39	87

ATTENDANCE: 12,441

IOWA 73, VIRGINIA 60 (1st Round)

March 13, 1997, Salt Lake City, UT

Virginia -- 60

Name	FG	3-PT	FT	RB	PF	TP	A	TO	BK	S	MN
Nolan	4-6	0-0	0-0	3	2	8	1	1	0	0	21
Alexander	3-10	0-3	0-0	3	2	6	2	1	0	0	22
Ducharme	2-4	0-0	4-4	1	0	8	1	0	1	0	25
Staples	1-8	1-6	2-2	4	1	5	2	0	0	0	34
Deane	8-15	4-9	4-4	2	4	24	3	1	0	0	39
Robinson	2-2	0-0	0-0	3	3	4	0	0	0	0	16
Dersch	1-2	1-2	0-0	0	1	3	3	1	1	0	18
Marcaccini	0-1	0-1	0-0	0	0	0	0	1	0	1	11
Hunter	1-2	0-0	0-0	6	1	2	1	0	1	0	8
Other	0-0	0-0	0-0	1	2	0	1	0	0	0	6
Team				4							
Totals	22-50	6-21	10-10	27	16	60	14	5	3	1	200
	FG%: .440	3-PT%: .286	FT%: 1.000								

Iowa -- 73

Name	FG	3-PT	FT	RB	PF	TP	A	TO	BK	S	MN
Bowen	7-11	1-2	0-0	16	1	15	2	0	0	1	26
Moore	4-6	0-0	0-2	2	0	8	1	0	0	0	25
Rucker	8-16	0-0	3-4	5	1	19	1	0	4	0	29
Woolridge	7-16	1-4	2-3	2	1	17	10	0	0	0	32
McCausland	0-3	0-2	0-0	1	0	0	2	0	0	1	28
Bauer	0-0	0-0	1-2	5	2	1	0	0	0	0	13
Luehrsmann	0-6	0-5	3-4	1	0	3	2	1	0	1	19
Koch	4-9	2-5	0-0	4	3	10	3	2	1	0	17
Robinson	0-1	0-0	0-0	1	2	0	0	0	0	0	7
Other	0-1	0-1	0-0	0	0	0	0	0	0	0	4
Team				7							
Totals	30-69	4-19	9-15	44	10	73	21	3	5	3	200
	FG%: .435	3-PT%: .211	FT%: .600								

SCORE BY PERIODS

Virginia	28	32	60
Iowa	37	36	73

ATTENDANCE: 13,886

KENTUCKY 75, IOWA 69 (2nd Round)

March 15, 1997, Salt Lake City, UT

Iowa -- 69

Name	FG	3-PT	FT	RB	PF	TP	A	TO	BK	S	MN
Bowen	4-7	0-1	6-8	8	1	14	0	1	0	0	27
Moore	1-2	0-0	0-0	10	2	2	0	3	1	0	26
Rucker	3-12	0-0	4-6	7	1	10	0	2	2	0	33
Woolridge	9-18	3-8	8-10	4	1	29	5	4	1	0	38
McCausland	3-6	3-6	0-0	2	2	9	1	3	0	0	27
Bauer	0-0	0-0	0-0	1	0	0	1	0	0	1	11
Luehrsmann	1-5	1-3	0-0	3	1	3	2	2	0	0	18
Koch	1-4	0-2	0-0	2	4	2	0	3	1	0	18
Robinson	0-0	0-0	0-0	0	0	0	0	0	0	1	2
Team				2				2			
Totals	22-54	7-20	18-24	39	12	69	9	20	5	2	200
	FG%: .407	3-PT%: .350	FT%: .750								

Kentucky -- 75

Name	FG	3-PT	FT	RB	PF	TP	A	TO	BK	S	MN
Mercer	3-8	1-3	3-6	7	4	10	2	1	0	1	22
Padgett	4-10	1-4	0-0	3	3	9	3	0	0	3	29
Prickett	7-11	0-0	1-1	8	3	15	2	3	1	2	36
Turner	6-16	0-0	1-2	1	2	13	1	1	0	0	27
Epps	2-10	1-6	0-0	2	2	5	8	1	0	2	36
Edwards	1-2	0-1	0-0	2	1	2	0	3	0	0	18
Mohammed	5-8	0-0	0-0	10	3	10	0	1	2	1	14
Mills	4-7	3-5	0-0	2	2	11	2	1	0	1	17
Magloire	0-0	0-0	0-0	0	1	0	0	1	0	0	1
Team				3							
Totals	32-72	6-19	5-9	38	21	75	18	12	3	10	200
	FG%: .444	3-PT%: .316	FT%: .556								

SCORE BY PERIODS

Iowa	35	34	69
Kentucky	35	40	75

ATTENDANCE: 14,387



IOWA 77, UAB 64 (1st Round)

March 11, 1999, McNichols Sports Arena, Denver, CO

Alabama-Birmingham -- 64

Name	FG	3-PT	FT	RB	PF	TP	A	TO	BK	S	MN
Williams	11-25	1-4	3-5	14	2	26	1	1	0	1	36
Brown	6-10	0-0	4-6	7	3	16	0	1	2	3	33
Ward	0-7	0-2	0-2	4	4	0	6	4	1	1	35
Holmes	1-6	1-4	0-0	1	4	3	4	3	0	2	19
Cobb	2-5	2-5	0-0	2	4	6	4	3	0	1	31
Bass	0-0	0-0	0-0	0	0	0	0	1	0	0	6
Ransom	2-3	0-0	0-0	0	0	4	0	1	0	0	7
Armstrong	0-0	0-0	0-0	1	0	0	0	0	0	0	1
Mitchell	2-5	2-4	1-2	4	2	7	0	2	1	1	19
Jackson	0-2	0-0	2-4	2	2	2	0	0	0	0	12
Team				4							
Totals	24-63	6-19	10-19	39	22	64	15	16	4	9	200
	FG%: .381		3-PT%: .316				FT%: .526				

Iowa -- 77

Name	FG	3-PT	FT	RB	PF	TP	A	TO	BK	S	MN
Settles	7-12	3-6	0-0	9	3	17	0	6	0	1	29
Koch	3-5	1-1	5-5	4	3	12	1	2	0	1	25
Bauer	2-3	1-2	1-1	3	0	6	3	2	0	2	23
Luehrsmann	2-8	1-4	0-0	4	1	5	2	3	0	3	22
McCausland	4-8	3-7	2-6	2	2	13	1	0	0	0	26
Rucker	1-3	0-0	0-1	4	0	2	1	2	1	0	11
Jaacks	1-3	1-1	0-1	1	3	3	2	0	0	0	14
Oliver	5-7	2-2	3-6	2	1	15	6	1	0	2	19
Henderson	0-2	0-0	0-0	0	0	0	0	0	0	0	5
Range	1-1	0-0	2-2	2	5	4	1	3	0	1	23
Smith	0-1	0-0	0-0	1	0	0	0	0	0	1	3
Team				6				1			
Totals	26-53	12-23	13-22	38	18	77	17	20	1	11	200
	FG%: .491		3-PT%: .522				FT%: .591				

SCORE BY PERIODS:

Alabama-Birmingham	32	32	64
Iowa	37	40	77

ATTENDANCE: 16,237

IOWA 82, ARKANSAS 72 (2nd Round)

March 13, 1999, McNichols Sports Arena, Denver, CO

Iowa -- 82

Name	FG	3-PT	FT	RB	PF	TP	A	TO	BK	S	MN
Settles	2-12	0-2	4-5	7	3	8	2	3	0	3	27
Koch	3-8	0-2	6-8	8	3	12	3	2	2	0	25
Bauer	1-1	0-0	0-0	6	1	2	3	1	0	2	24
Oliver	3-7	1-3	10-13	2	1	17	4	2	0	1	27
McCausland	6-10	5-9	0-0	5	1	17	3	2	0	1	31
Rucker	2-5	0-0	0-0	3	1	4	0	1	1	0	12
Jaacks	2-4	0-0	0-1	7	3	4	0	6	0	0	15
Luehrsmann	2-4	1-1	1-2	2	1	6	1	3	0	3	19
Range	5-8	1-1	1-1	4	0	12	2	3	0	2	20
Team				3				1			
Totals	26-59	8-18	22-30	47	14	82	18	24	3	12	200
	FG%: .441		3-PT%: .444				FT%: .733				

Arkansas -- 72

Name	FG	3-PT	FT	RB	PF	TP	A	TO	BK	S	MN
Jefferies	0-3	0-1	0-0	1	4	0	0	3	0	1	10
Walker	7-14	6-12	2-2	5	3	22	0	2	0	6	32
Hood	3-9	0-0	3-4	9	2	9	2	3	2	1	35
Reid	8-17	1-6	1-3	2	4	18	11	5	0	1	38
Bradley	3-10	2-9	0-0	4	4	8	1	3	0	1	28
Cleveland	2-5	2-4	0-0	3	4	6	8	3	0	2	22
Dean	1-4	0-2	0-2	1	4	2	0	1	0	0	11
Davis	0-0	0-0	0-0	0	0	0	0	0	0	0	1
Gipson	2-4	1-3	2-2	0	0	7	1	0	0	1	17
Davenport	0-0	0-0	0-0	2	1	0	0	0	2	0	6
Team				5							
Totals	26-66	12-37	8-13	32	26	72	23	20	4	13	200
	FG%: .394		3-PT%: .324				FT%: .615				

SCORE BY PERIODS:

Iowa	34	48	82
Arkansas	41	31	72

ATTENDANCE: 16,237

CONNECTICUT 78, IOWA 68 (Sweet 16)

March 18, 1999, America West Arena, Phoenix, AZ

Iowa -- 68

Name	FG	3-PT	FT	RB	PF	TP	A	TO	BK	S	MN
Settles	3-11	1-5	4-4	6	4	11	2	3	0	0	24
Bauer	0-0	0-0	0-0	6	1	0	2	0	0	0	21
Koch	5-7	2-3	2-2	3	4	14	1	2	0	0	23
Oliver	2-10	1-4	0-3	2	2	5	2	4	0	0	31
McCausland	3-7	3-7	0-0	0	1	9	1	1	0	2	28
Rucker	4-6	0-0	0-0	6	1	8	0	1	0	0	14
Jaacks	2-5	0-1	3-5	5	2	7	1	3	0	0	16
Range	3-4	0-0	1-2	0	2	7	1	1	0	2	18
Luehrsmann	2-7	1-3	0-0	1	4	5	1	0	0	1	19
Others	1-4	0-0	0-0	2	0	2	0	0	0	1	6
Team				1							
Totals	25-61	8-23	10-16	32	21	68	11	15	0	6	200
	FG%: .410		3-PT%: .348				FT%: .625				

Connecticut -- 78

Name	FG	3-PT	FT	RB	PF	TP	A	TO	BK	S	MN
Freeman	4-6	0-0	2-2	6	1	10	0	1	0	2	32
Hamilton	8-17	1-4	7-8	3	2	24	4	2	1	0	38
Voskuhl	1-2	0-0	2-2	4	4	4	0	2	0	0	23
Moore	2-5	1-3	1-2	5	0	6	5	2	0	0	34
El-Amin	6-10	1-2	8-10	3	4	21	5	1	0	2	26
Mouring	4-6	3-4	0-0	3	1	11	4	1	0	0	15
Saunders	1-2	0-0	0-0	2	3	2	0	1	0	0	18
Harrison	0-0	0-0	0-0	0	0	0	0	0	0	0	6
Wane	0-0	0-0	0-0	0	1	0	0	2	1	1	6
Jones	0-0	0-0	0-0	0	0	0	0	0	0	0	2
Team				0							
Totals	26-48	6-13	20-24	26	16	78	18	12	2	5	200
	FG%: .542		3-PT%: .462				FT%: .833				

SCORE BY PERIODS:

Iowa	35	33	68
Connecticut	40	38	78

ATTENDANCE: 17,975

IOWA 69, CREIGHTON 56 (1st Round)

March 15, 2001, Nassau Coliseum, Uniondale, NY

Creighton -- 56

Name	FG	3-PT	FT	RB	PF	TP	A	TO	BK	S	MN
Taylor	3-8	1-5	0-0	2	2	7	2	1	0	0	25
Korver	2-13	2-13	4-5	7	4	10	1	2	1	0	34
Huss	3-3	0-0	0-0	1	5	6	1	1	1	0	15
Walker	5-13	0-3	1-1	9	4	11	1	2	0	1	30
Sears	3-11	2-7	0-0	0	3	8	4	3	0	2	40
Lindeman	1-1	0-0	0-0	4	3	2	1	0	0	0	14
Klein	0-0	0-0	0-0	0	2	0	0	0	0	0	7
Pyfrom	4-8	0-0	3-4	7	1	11	1	2	1	0	21
Other	0-6	0-0	1-2	4	4	1	0	1	0	0	14
Team				3							
Totals	21-63	5-28	9-12	37	28	56	11	12	3	3	200
	FG%: .333		3-PT%: .179				FT%: .750				

Iowa -- 69

Name	FG	3-PT	FT	RB	PF	TP	A	TO	BK	S	MN
Worley	3-6	0-0	6-6	4	5	12	0	4	0	0	30
Henderson	5-7	2-3	4-5	4	1	16	0	2	1	0	36
Evans	3-8	0-0	13-15	7	3	19	1	4	0	0	30
Boyd	1-5	0-3	1-2	3	0	3	3	0	0	1	29
Oliver	5-17	1-5	4-5	6	1	15	4	1	0	2	39
Reiner	0-1	0-0	0-0	1	1	0	0	0	0	0	4
Thompson	0-1	0-0	0-0	1	1	0	0	2	0	0	4
Galloway	0-0	0-0	2-2	1	0	2	0	0	0	0	3
Smith	0-0	0-0	0-0	3	1	0	0	0	0	0	15
Scott	0-0	0-0	0-0	1	1	0	0	0	0	0	2
Sonderleiter	1-1	0-0	0-0	1	1	2	0	0	1	0	8
Team				6							
Totals	18-46	3-11	30-35	38	15	69	8	13	2	3	200
	FG%: .391		3-PT%: .273				FT%: .857				

SCORE BY PERIODS:

Creighton	30	26	56
Iowa	32	37	69

ATTENDANCE: 9,086



KENTUCKY 92, IOWA 79 (2nd Round)

March 17, 2001, Nassau Coliseum, Uniondale, NY

Iowa -- 79

Name	FG	3-PT	FT	RB	PF	TP	A	TO	BK	S	MN
Worley	1-5	0-0	4-5	4	5	6	0	2	0	1	28
Henderson	0-4	0-2	6-8	3	1	6	4	2	0	1	31
Evans	6-14	0-0	6-8	13	4	18	0	4	0	0	37
Boyd	2-8	2-7	0-0	1	1	6	2	3	0	1	33
Oliver	8-14	6-9	4-5	2	4	26	4	0	0	3	39
Thompson	4-5	2-2	1-1	2	4	11	0	1	0	0	13
Smith	1-1	1-1	0-0	1	0	3	2	1	0	1	7
Sonderleiter	0-0	0-0	1-2	1	2	1	0	0	0	0	3
Others	1-1	0-0	0-0	0	1	2	1	1	0	0	9
Team				1							
Totals	23-52	11-21	22-29	28	22	79	13	15	0	7	200
	FG%: .442	3-PT%: .524	FT%: .759								

Kentucky -- 92

Name	FG	3-PT	FT	RB	PF	TP	A	TO	BK	S	MN
Bogans	4-11	2-6	2-2	7	2	12	4	4	0	0	33
Prince	9-14	6-8	7-8	4	1	31	7	1	1	0	37
Parker	1-1	0-0	0-0	0	3	2	0	0	0	1	3
Fitch	3-4	1-1	3-4	2	3	10	2	0	0	1	17
Smith	2-6	2-5	2-2	2	3	8	5	2	0	0	35
Blevins	1-2	1-2	0-0	2	3	3	0	2	0	0	19
Daniels	1-3	0-1	0-0	3	1	2	0	1	0	0	14
Stone	1-1	0-0	0-2	3	1	2	0	1	1	0	14
Estill	9-11	1-1	3-5	6	3	22	0	2	2	1	22
Other	0-0	0-0	0-0	0	0	0	1	1	0	0	6
Team				1							
Totals	31-53	13-24	17-23	30	20	92	19	14	4	3	200
	FG%: .585	3-PT%: .542	FT%: .739								

SCORE BY PERIODS:

Iowa	33	46	79
Kentucky	45	47	92

ATTENDANCE: 14,595

CINCINNATI 76, IOWA 64 (1st Round)

March 17, 2005, RCA Dome, Indianapolis, IN

Iowa -- 64

Name	FG	3-PT	FT	RB	PF	TP	A	TO	BK	S	MN
Brunner	7-17	2-4	4-4	10	3	20	0	0	0	1	32
Hansen	0-0	0-0	0-0	5	4	0	1	0	0	0	16
Haluska	4-13	0-4	2-3	5	2	10	1	1	0	2	37
Horner	4-13	2-6	2-2	4	1	12	1	4	0	1	39
Henderson	1-8	0-1	5-6	3	5	7	1	4	0	1	26
Angle	1-1	0-0	0-0	0	0	2	0	0	0	0	1
Thompson	1-2	0-0	1-2	3	0	3	0	0	0	0	8
Wieck	0-0	0-0	0-0	0	0	0	0	0	0	0	1
Brownlee	0-0	0-0	0-0	0	2	0	0	0	0	0	1
Thomas	0-2	0-0	5-8	9	2	5	0	1	1	1	23
Reed	2-3	1-2	0-0	2	1	5	1	1	0	0	15
Gorney	0-0	0-0	0-0	0	0	0	0	0	0	0	1
Team				2							
Totals	20-59	5-17	19-25	43	20	64	5	11	1	6	200
	FG%: .339	3-PT%: .294	FT%: .760								

Cincinnati -- 76

Name	FG	3-PT	FT	RB	PF	TP	A	TO	BK	S	MN
Hicks	5-10	0-1	0-2	9	2	10	2	1	2	1	34
White	4-12	2-5	5-5	6	2	15	4	1	0	1	37
Maxiell	8-11	2-2	4-8	9	2	22	1	1	6	2	36
Williams	5-9	3-5	0-0	4	5	13	4	1	0	1	35
Muhammad	2-8	1-3	4-6	2	3	9	6	2	0	0	31
Kirkland	1-5	1-2	0-0	1	4	3	1	1	0	0	17
Bright	2-2	0-0	0-1	3	1	4	0	1	0	0	10
Others	0-0	0-0	0-0	0	0	0	0	0	0	0	13
Team				2							
Totals	27-57	9-18	13-22	36	19	76	18	8	8	5	200
	FG%: .474	3-PT%: .500	FT%: .591								

SCORE BY PERIODS:

Iowa	22	42	64
Cincinnati	32	44	76

ATTENDANCE: 27,284

NORTHWESTERN STATE 64, IOWA 63 (1st Round)

March 17, 2006, The Palace at Auburn Hills, Auburn Hills, MI

Northwestern State -- 64

Name	FG	3-PT	FT	RB	PF	TP	A	TO	BK	S	MN
Lee	7-15	4-6	0-0	2	3	18	1	3	0	1	27
Allen	3-6	0-0	1-5	4	5	7	0	2	0	1	22
Mitchell	1-3	1-2	2-2	6	2	5	6	3	0	2	31
Rogers	2-9	1-3	6-6	3	2	11	8	1	1	1	27
Wallace	4-8	2-5	0-0	4	1	10	0	0	0	3	24
Spencer	1-2	0-0	0-0	0	3	2	0	0	0	0	9
Jones	1-3	0-1	0-0	3	1	2	1	0	0	0	15
Forges	2-6	0-3	0-0	1	2	4	0	1	1	0	14
Bargeman	1-5	0-2	0-0	0	0	2	0	0	0	0	16
Dyer	1-2	1-1	0-0	0	1	3	1	0	2	0	11
Ross	0-1	0-0	0-1	3	1	0	0	1	0	1	4
Team				5							
Totals	23-60	9-23	9-14	31	21	64	17	11	4	9	200
	FG%: .383	3-PT%: .391	FT%: .643								

Iowa -- 63

Name	FG	3-PT	FT	RB	PF	TP	A	TO	BK	S	MN
Brunner	5-8	0-1	6-9	10	3	16	1	1	1	0	30
Hansen	2-4	0-0	2-2	5	1	6	0	5	2	0	19
Haluska	6-10	5-9	3-3	3	1	20	2	2	0	0	37
Horner	4-13	1-7	2-2	5	1	11	4	3	0	3	39
Henderson	0-2	0-1	3-4	4	4	3	2	3	0	0	34
Thompson	0-1	0-0	0-0	3	1	0	0	2	0	1	10
Freeman	0-0	0-0	0-0	1	2	0	1	2	0	0	8
Thomas	1-3	0-0	5-6	4	4	7	0	0	2	0	21
Reed	0-0	0-0	0-0	0	0	0	0	0	0	0	2
Team				1							
Totals	18-41	6-18	21-26	36	17	63	10	19	5	4	200
	FG%: .439	3-PT%: .333	FT%: .808								

SCORE BY PERIODS:

Northwestern State	24	40	64
Iowa	28	35	63

ATTENDANCE: 18,456

TENNESSEE 78, IOWA 65 -- OT (First Four)

March 19, 2014, Dayton Arena, Dayton, OH

Iowa -- 65

Name	FG	3-PT	FT	RB	PF	TP	A	TO	BK	S	MN
Basabe	0-2	0-0	0-0	4	4	0	0	1	0	0	9
White	1-5	0-1	5-6	7	3	7	2	1	1	0	36
Woodbury	8-11	0-0	0-0	8	4	16	1	1	0	0	30
Marble	3-15	0-6	1-1	1	2	7	5	0	0	1	36
Gesell	0-4	0-1	0-0	1	4	0	4	0	0	0	19
Olaseni	1-1	0-0	1-2	0	3	3	0	1	0	0	16
Oglesby	2-5	1-3	0-0	0	2	5	1	1	0	0	17
Jok	4-5	2-3	0-0	0	0	10	0	0	0	1	16
Clemmons	1-1	0-0	0-0	1	1	2	0	1	0	0	4
McCabe	2-5	1-2	4-4	6	5	9	1	0	0	0	22
Uthoff	2-4	0-0	2-2	1	0	6	0	0	1	0	20
Team				1							
Totals	24-58	4-16	13-15	30	28	65	14	6	2	2	225
	FG%: .414	3-PT%: .250	FT%: .867								

Tennessee -- 78

Name	FG	3-PT	FT	RB	PF	TP	A	TO	BK	S	MN
Stokes	5-7	0-0	8-11	13	2	18	0	0	0	0	39
Maymon	3-4	0-0	3-4	7	2	9	2	2	0	0	41
Richardson	6-13	1-5	4-4	8	3	17	2	2	0	1	32
Barton	2-8	2-6	4-4	1	2	10	2	0	0	0	32
McRae	6-15	2-6	6-7	4	0	20	3	3	1	0	42
Moore	2-3	0-1	0-0	2	0	4	3	0	0	0	14
Ndiaye	0-0	0-0	0-0	0	0	0	0	0	0	0	1
Thompson	0-2	0-1	0-0	0	2	0	0	0	0	1	12
Davis	0-0	0-0	0-0	1	0	0	0	0	0	0	1
Reese	0-2	0-2	0-0	0	3	0	1	0	0	0	9
Lopez	0-0	0-0	0-0	0	0	0	0	0	0	0	1
Campbell	0-0	0-0	0-0	0	0	0	0	0	0	0	1
Team				1							
Totals	24-54	5-21	25-30	37	14	78	13	8	1	2	225
	FG%: .444	3-PT%: .238	FT%: .833								

SCORE BY PERIODS:

Iowa	29	35	1	65
Tennessee	26	38	14	78

ATTENDANCE: 11,534



IOWA 83, DAVIDSON 52 (1st Round)

March 20, 2015, KeyArena, Seattle, WA

Davidson -- 52

Name	FG	3-PT	FT	RB	PF	TP	A	TO	BK	S	MN
Aldridge	6-13	2-7	0-0	2	2	14	2	0	1	0	37
Sullivan	3-14	2-5	0-0	3	2	8	4	1	0	0	40
Kalinoski	2-9	0-4	1-1	6	4	5	2	0	0	0	28
Barham	4-8	0-0	1-4	7	2	9	1	0	1	0	26
Gibbs	5-14	2-9	2-2	2	1	14	4	5	0	0	36
Ekwu	0-0	0-0	0-0	1	0	0	0	0	0	0	2
Watkins	0-1	0-1	0-0	0	1	0	0	0	0	0	3
Michelsen	0-2	0-2	0-0	1	0	0	0	0	0	0	9
Mackay	0-0	0-0	0-0	0	0	0	0	0	0	0	1
McAuliffe	1-2	0-0	0-3	5	3	2	0	0	2	1	18
Team				3							
Totals	21-63	6-28	4-10	30	15	52	13	6	4	1	200
	FG%:	.333	FT%:	.400			3PT%:	.214			

Iowa -- 83

Name	FG	3-PT	FT	RB	PF	TP	A	TO	BK	S	MN
Uthoff	4-12	0-2	0-0	9	1	8	1	1	1	0	29
White	11-14	1-2	3-3	6	0	26	2	1	1	1	35
Woodbury	4-6	0-0	0-1	8	2	8	1	1	0	1	21
Jok	5-11	2-6	0-0	5	1	12	0	0	0	0	29
Gesell	6-12	1-2	2-3	2	1	15	6	0	0	0	28
Olaseni	2-6	0-0	2-3	6	2	6	0	1	3	0	18
Rose	0-0	0-0	0-0	0	0	0	1	0	0	0	2
Oglesby	0-2	0-0	0-0	0	2	0	0	0	0	0	15
Clemmons	1-4	1-3	0-0	3	2	3	1	1	0	1	17
Denning	1-1	1-1	0-0	0	0	3	0	0	0	0	1
Ukah	0-0	0-0	0-0	1	0	0	0	0	0	0	1
Uhl	1-1	0-0	0-0	2	0	0	0	0	0	0	4
Team				4							
Totals	35-69	6-16	7-10	46	11	83	12	5	5	3	200
	FG%:	.507	FT%:	.700			3-PT:	.375			

SCORE BY PERIODS:

Davidson	29	23	52
Iowa	38	45	83

ATTENDANCE: 14,852

GONZAGA 87, IOWA 68 (2nd Round)

March 22, 2015, KeyArena, Seattle, WA

Iowa -- 68

Name	FG	3-PT	FT	RB	PF	TP	A	TO	BK	S	MN
Uthoff	10-19	0-3	0-0	8	0	20	1	0	1	0	38
White	7-13	2-3	3-3	1	3	19	1	1	0	3	38
Woodbury	1-2	0-0	0-0	3	5	2	0	1	1	0	18
Jok	1-6	0-3	2-2	0	2	4	1	2	0	0	15
Gesell	4-10	0-1	1-2	1	1	9	5	4	0	0	33
Olaseni	2-5	0-0	0-1	2	5	4	1	2	1	0	19
Oglesby	0-1	0-1	0-0	1	1	0	0	1	0	0	9
Clemmons	3-4	3-4	1-2	3	0	10	1	0	0	1	25
Uhl	0-0	0-0	0-0	0	0	0	0	0	0	0	5
Team				3							
Totals	28-60	5-15	7-10	22	17	68	10	11	3	4	200
	FG%:	.467	FT%:	.700			3PT%:	.333			

Gonzaga -- 87

Name	FG	3-PT	FT	RB	PF	TP	A	TO	BK	S	MN
Wiltjer	10-12	4-6	0-0	7	3	24	1	1	0	0	25
Karnowski	4-6	0-0	1-4	4	0	9	4	3	2	1	27
Pangos	5-12	4-7	2-2	2	2	16	3	2	0	0	37
Bell Jr.	3-6	2-3	2-2	2	1	10	4	1	0	2	28
Wesley	2-3	0-0	1-2	2	0	5	2	2	0	0	20
Melson	0-0	0-0	0-0	0	0	0	0	0	0	0	3
Nunez	1-1	0-0	0-0	0	0	2	0	0	0	0	1
Dranginis	1-2	0-0	1-2	2	1	3	4	2	0	1	20
Sabonis	6-10	0-0	6-8	9	3	18	0	0	0	0	27
McClellan	0-0	0-0	0-1	3	1	0	2	0	0	0	12
Team				3							
Totals	32-52	10-16	13-21	34	11	87	20	11	2	4	200
	FG%:	.615	FT%:	.619			3-PT:	.625			

SCORE BY PERIODS:

Iowa	29	39	68
Gonzaga	46	41	87

ATTENDANCE: 14,901

IOWA 72, TEMPLE 70 -- OT (1st Round)

March 18, 2016, Barclays Center, Brooklyn, NY

Temple -- 70

Name	FG	3-PT	FT	RB	PF	TP	A	TO	BK	S	MN
Enechionya	2-7	0-3	0-0	5	2	4	2	1	1	0	33
Bond	7-15	0-0	0-0	15	2	14	0	3	1	0	42
Brown	7-11	2-3	0-0	9	4	16	5	2	1	0	45
Decosey	10-22	1-6	5-5	8	4	26	1	5	0	0	40
Coleman	2-6	0-3	1-2	4	5	5	0	1	0	2	37
Alston	0-0	0-0	0-0	0	0	0	0	0	0	0	2
Dingle	0-0	0-0	0-1	1	1	0	1	0	0	0	6
Williams	2-5	1-3	0-1	3	3	5	3	0	0	0	20
Team				4							
Totals	30-66	4-18	6-9	49	21	70	12	12	3	2	225
	FG%:	.455	FT%:	.667			3PT%:	.222			

Iowa -- 72

Name	FG	3-PT	FT	RB	PF	TP	A	TO	BK	S	MN
Uthoff	7-21	2-10	7-8	5	2	23	0	0	1	2	43
Woodbury	4-6	0-0	2-2	5	3	10	0	1	1	0	32
Jok	5-15	3-10	3-5	7	3	16	0	0	0	0	39
Gesell	0-8	0-1	4-4	3	2	4	5	2	0	1	32
Clemmons	2-6	1-2	1-2	5	2	6	6	0	0	2	36
Wagner	1-1	0-0	0-0	4	1	2	0	0	0	0	10
Williams	1-1	0-0	0-0	1	0	2	0	0	0	0	4
Uhl	3-9	1-4	0-1	4	0	7	1	0	1	1	20
Baer	1-2	0-1	0-0	2	2	2	1	0	0	0	9
Team				2							
Totals	24-69	7-28	17-22	38	15	72	13	3	3	6	225
	FG%:	.348	FT%:	.773			3-PT:	.250			

SCORE BY PERIODS:

Temple	37	26	7	70
Iowa	38	25	9	72

ATTENDANCE: 17,333

VILLANOVA 87, IOWA 68 (2nd Round)

March 20, 2016, Barclays Center, Brooklyn, NY

Iowa -- 68

Name	FG	3-PT	FT	RB	PF	TP	A	TO	BK	S	MN
Uthoff	6-12	2-5	2-4	6	1	16	2	2	2	2	31
Woodbury	0-3	0-0	1-2	3	4	1	1	1	0	0	28
Jok	4-12	2-7	1-1	6	2	11	0	1	0	0	33
Gesell	3-8	0-3	0-0	1	5	6	6	4	0	0	28
Clemmons	3-6	0-1	3-4	2	4	9	4	1	0	0	19
Wagner	1-1	0-0	0-2	3	0	2	0	0	1	0	13
Fleming	1-1	0-0	0-0	0	0	2	0	0	0	0	1
Soukup, Michael	0-0	0-0	0-0	0	0	0	1	0	0	0	1
Williams	1-2	1-2	0-0	1	0	3	0	2	0	0	8
Soukup, Steven	0-0	0-0	0-0	0	0	0	0	0	0	0	1
Okah	0-0	0-0	0-0	0	0	0	0	0	0	0	1
Ellingson	0-0	0-0	0-0	0	0	0	0	0	0	0	1
Uhl	1-2	1-2	0-0	0	0	3	0	1	0	2	10
Baer	7-13	1-4	0-0	4	3	15	0	1	0	2	25
Team				3							
Totals	27-60	7-24	7-13	29	19	68	14	13	3	6	200
	FG%:	.450	FT%:	.292			3PT%:	.538			

Villanova -- 87

Name	FG	3-PT	FT	RB	PF	TP	A	TO	BK	S	MN
Jenkins	6-9	3-5	0-0	1	3	15	6	0	0	2	31
Hart	7-11	1-4	4-4	4	2	19	2	5	0	1	27
Ochefu	3-5	0-0	0-0	11	1	6	4	3	3	3	28
Brunson	5-10	2-3	0-0	3	1	12	4	1	0	1	27
Archidiacono	5-8	2-3	4-4	0	1	16	4	0	0	1	29
Lowe	0-0	0-0	0-0	0	0	0	0	0	0	0	1
Booth	2-6	2-4	2-2	2	2	8	3	1	0	0	22
Farrell	0-0	0-0	0-0	0	0	0	0	0	0	0	1
Bridges	3-4	0-0	0-0	2	4	6	0	1	0	1	18
Reynolds	1-1	0-0	3-7	5	2	5	0	1	1	0	15
Rafferty	0-0	0-0	0-0	0	0	0	0	0	0	0	1
Team				4							
Totals	32-54	10-19	13-17	32	16	87	23	13	4	9	200
	FG%:	.593	FT%:	.765			3-PT:	.526			

SCORE BY PERIODS:

Iowa	29	39	68
Villanova	54	33	87

ATTENDANCE: 17,401



IOWA 79, CINCINNATI 72 (1st Round)

March 22, 2019, Nationwide Arena, Columbus, OH

Iowa -- 79

Name	FG	3-PT	FT	RB	PF	TP	A	TO	BK	S	MN
Garza	8-11	2-3	2-3	7	1	20	0	1	0	0	32
Cook	1-9	0-0	3-5	5	4	5	4	1	0	0	20
Bohannon	5-10	1-4	2-4	5	1	13	4	2	0	0	38
Moss	2-5	1-3	0-0	1	2	5	2	3	0	0	23
Wieskamp	6-8	4-6	3-4	5	1	19	1	2	1	1	33
Dailey	0-0	0-0	0-0	1	0	0	0	0	0	0	8
Kriener	2-2	0-0	0-0	0	4	4	1	2	0	0	13
McCaffery	1-2	1-2	0-0	0	0	3	2	1	0	0	11
Baer	4-6	2-4	0-0	4	2	10	1	2	0	0	22
Team				5							
Totals	29-53	11-22	10-16	33	15	79	15	14	1	1	200
	FG%:	.547	FT%:	.625			3PT%:	.500			

Cincinnati -- 72

Name	FG	3-PT	FT	RB	PF	TP	A	TO	BK	S	MN
Scott	4-8	0-1	2-2	7	2	10	0	1	1	1	37
Brooks	5-8	0-0	1-2	5	5	11	0	0	1	0	21
Williams	2-5	0-2	0-0	6	3	4	1	1	0	1	27
Jenifer	7-12	3-7	2-2	4	0	19	2	1	0	0	35
Cumberland	7-17	3-9	1-2	1	1	18	4	2	0	1	39
Johnson	0-0	0-0	0-0	0	1	0	0	0	0	0	0+
Moore	0-3	0-3	2-2	1	4	2	1	0	0	0	9
Fredericks	0-1	0-1	0-0	1	0	0	0	0	0	0	3
Broome	3-9	0-4	2-4	2	0	8	1	1	0	0	19
Diarra	0-1	0-0	0-0	0	1	0	0	0	0	0	3
Nsoseme	0-1	0-0	0-0	1	1	0	0	0	0	1	7
Team				4				1			
Totals	28-65	6-27	10-14	32	18	72	9	7	2	4	200
	FG%:	.431	FT%:	.714			3-PT:	.222			

SCORE BY PERIODS:

Iowa	31	48	79
Cincinnati	36	36	72

ATTENDANCE: 19,641

TENNESSEE 83, IOWA 77 -- OT (2nd Round)

March 24, 2019, Nationwide Arena, Columbus, OH

Iowa -- 77

Name	FG	3-PT	FT	RB	PF	TP	A	TO	BK	S	MN
Garza	4-8	0-1	5-6	4	4	13	0	1	2	0	32
Cook	4-12	0-0	3-6	2	4	11	2	3	0	0	37
Bohannon	5-11	3-7	5-5	6	4	18	1	1	0	1	42
Moss	6-12	3-5	1-2	5	0	16	0	2	0	2	29
Wieskamp	1-7	1-5	8-8	7	3	11	2	1	0	1	37
Dailey	0-1	0-1	0-0	0	0	0	0	1	0	0	4
Kriener	1-3	0-0	2-5	2	3	4	0	2	0	0	13
McCaffery	0-0	0-0	0-0	0	0	0	2	0	0	1	13
Baer	2-5	0-2	0-0	5	3	4	1	0	1	1	18
Team				3				1			
Totals	23-59	7-21	24-32	34	21	77	8	12	3	6	200
	FG%:	.390	FT%:	.750			3PT%:	.333			

Tennessee -- 83

Name	FG	3-PT	FT	RB	PF	TP	A	TO	BK	S	MN
Williams	7-13	0-0	5-6	7	4	19	5	5	3	4	37
Alexander	2-2	0-0	4-5	9	4	8	0	2	1	0	33
Bone	5-12	2-5	2-2	3	2	14	3	3	0	0	38
Turner	5-13	3-7	2-2	6	2	15	3	1	0	0	41
Schofield	7-15	3-6	2-3	5	4	19	0	1	0	2	24
Fulkerson	0-0	0-0	0-0	2	2	0	0	0	0	0	9
Walker	0-0	0-0	0-0	0	2	0	0	1	0	0	3
Bowden	2-5	0-2	4-5	3	2	8	1	2	1	0	35
Pons	0-0	0-0	0-0	1	1	0	0	1	0	0	5
Team				5				1			
Totals	28-60	8-20	19-23	41	23	83	12	17	5	6	200
	FG%:	.467	FT%:	.826			3-PT:	.400			

SCORE BY PERIODS:

Iowa	28	43	6	77
Tennessee	49	22	12	83

ATTENDANCE: 19,610



Iowa rallied from a 13-point deficit to upend 22nd-ranked Cincinnati, 79-72, in the first round of the NCAA Tournament on March 22, 2019, in Columbus, Ohio. The win was Iowa's second as a lower seed in the Round of 64 in program history.



IOWA 73, TEMPLE -- 71

Nov. 15, 1990, Carver-Hawkeye Arena, Iowa City, IA (Preseason)

Temple -- 71

Name	FG	3-PT	FT	RB	PF	TP	A	TO	BK	S	MN
Harden	1-3	1-3	0-0	1	0	3	1	1	0	1	13
Macon	3-15	2-5	0-1	5	1	8	5	2	0	5	40
Hodge	9-9	0-0	1-1	11	2	19	0	3	0	0	29
Kilgore	3-10	1-4	0-2	2	3	7	5	4	1	2	40
Strickland	3-12	0-0	2-2	8	4	8	2	0	1	1	32
Carstarphen	7-13	5-10	0-0	1	2	19	3	0	0	2	30
Lovelace	0-0	0-0	0-0	0	2	0	0	0	0	0	6
Spears	3-3	0-0	1-2	1	4	7	0	0	1	0	8
Post	0-1	0-0	0-0	0	2	0	0	0	0	0	2
Team				2							
Totals	29-66	9-22	4-8	31	20	71	16	10	3	11	200
	FG%: .439	3-PT%: .410	FT%: .500								

Iowa -- 73

Name	FG	3-PT	FT	RB	PF	TP	A	TO	BK	S	MN
Skinner	1-2	0-1	0-0	2	0	2	6	0	0	0	22
Barnes	6-13	3-7	0-0	4	0	15	3	1	0	1	27
Earl	7-10	0-0	4-5	5	4	18	1	7	1	1	24
Moses	3-8	0-1	3-4	1	1	0	2	2	0	0	25
Street	0-2	0-0	0-0	0	2	0	0	0	0	0	9
Tubbs	2-2	0-0	0-0	5	5	4	1	0	2	0	13
Webb	3-3	0-0	3-5	6	1	9	1	1	0	0	24
Winters	1-2	0-0	0-0	5	0	2	0	1	1	0	10
Davis	1-2	0-0	0-1	3	1	2	1	1	0	0	9
Smith	1-2	1-1	0-2	1	0	3	4	1	0	1	18
Lusk	3-4	0-0	1-4	1	0	7	2	2	0	1	13
Lookingbill	0-1	0-0	2-2	1	1	2	2	0	1	0	6
Totals	28-51	4-10	13-23	36	16	73	23	16	5	4	200
	FG%: .549	3-PT%: .400	FT%: .565								

Score by Periods:

Temple	41	30	71
Iowa	46	27	73

ATTENDANCE: 7,356

NOTRE DAME 77, IOWA 68

Nov. 17, 1990, JAC Center, South Bend, IN (Preseason)

Iowa -- 68

Name	FG	3-PT	FT	RB	PF	TP	A	TO	BK	S	MN
Moses	5-10	1-4	0-1	3	5	11	1	5	0	1	24
Street	0-3	0-0	0-0	2	1	0	0	1	0	0	9
Tubbs	2-3	0-0	0-0	1	3	4	1	0	0	0	17
Skinner	1-6	1-5	0-0	2	1	3	2	0	0	1	24
Barnes	2-7	0-1	1-3	4	2	5	5	0	0	1	26
Smith	3-6	1-3	0-0	2	0	7	1	1	0	3	16
Lusk	4-5	0-0	2-2	2	4	10	1	5	0	0	17
Davis	4-4	0-0	0-0	1	2	8	0	0	0	0	12
Winters	3-4	0-0	0-3	3	1	6	0	1	0	0	12
Lookingbill	0-1	0-1	2-2	1	1	2	0	0	0	1	3
Webb	1-3	0-0	1-2	4	2	3	1	0	0	0	17
Earl	2-7	0-0	5-6	7	3	9	1	4	2	2	23
Team				3							
Totals	27-59	3-14	11-19	35	25	68	13	17	2	9	200
	FG%: .458	3-PT%: .214	FT%: .579								

Notre Dame -- 77

Name	FG	3-PT	FT	RB	PF	TP	A	TO	BK	S	MN
Ellis	5-12	1-1	9-10	8	3	20	1	4	2	0	35
Sweet	5-7	0-0	2-2	3	1	12	0	2	0	0	22
Tower	2-3	0-0	0-0	3	4	4	1	1	1	0	27
Singleton	2-5	0-0	2-2	4	4	6	9	4	0	1	36
Bennett	7-14	3-3	4-8	6	2	21	5	2	0	2	36
Boyer	0-2	0-1	2-2	0	0	2	1	0	0	0	3
Ellery	3-6	0-2	4-6	3	3	10	0	0	0	1	26
Cozen	0-0	0-0	0-0	1	0	0	0	2	0	0	6
Ross	1-1	0-0	0-0	0	1	2	0	0	0	0	6
Ross	0-0	0-0	0-0	1	1	0	0	0	0	0	3
Team				2							
Totals	25-50	4-7	23-30	31	19	77	17	15	3	4	200
	FG%: .500	3-PT%: .571	FT%: .767								

Score by Periods:

Iowa	30	38	68
Notre Dame	35	42	77

ATTENDANCE: 6,608

IOWA 96, DEPAUL 87 (1st Round)

March 15, 1995, Mark of the Quad Cities, Moline, IL

DePaul -- 87

Name	FG	3-PT	FT	RB	PF	TP	A	TO	BK	S	MN
Macon	2-4	0-0	1-2	2	2	5	1	2	0	0	32
Kleinschmidt	7-17	1-6	4-6	6	2	19	5	3	0	0	33
Bowden	9-12	0-0	0-0	4	2	18	2	2	1	1	29
Cole	5-15	2-10	5-6	2	4	17	9	4	0	2	39
Patton	2-4	1-1	2-2	4	2	7	2	4	0	2	25
Currie	3-4	0-0	2-5	4	1	8	2	1	1	2	18
Watts	3-5	0-2	1-1	0	3	7	2	0	0	1	15
Singer	2-3	2-3	0-0	2	1	6	0	0	0	0	9
Team				1							
Totals	33-64	6-22	15-22	26	17	87	23	17	2	8	200
	FG%: .515	3-PT%: .270	FT%: .681								

Iowa -- 96

Name	FG	3-PT	FT	RB	PF	TP	A	TO	BK	S	MN
Murray	5-9	0-0	2-2	3	3	12	0	3	1	2	30
Settles	7-12	0-4	4-4	9	2	18	5	6	0	0	28
Bartels	6-8	3-5	2-2	7	1	17	3	0	0	5	30
Woolridge	5-11	0-1	7-8	4	3	17	10	1	0	1	31
Kingsbury	6-15	3-11	4-4	2	1	19	2	2	0	1	33
Glasper	0-0	0-0	2-2	2	0	2	1	1	0	0	9
Bowen	1-3	0-0	0-0	5	2	2	2	1	2	0	13
Skillett	2-3	0-0	0-0	1	1	4	0	0	0	0	8
Carter	1-2	0-0	0-0	2	1	2	0	0	0	0	11
Millard	1-1	0-0	1-1	1	2	3	1	1	0	1	7
Team				0							
Totals	34-64	6-21	22-23	40	16	96	24	17	3	10	200
	FG%: .531	3-PT%: .286	FT%: .956								

Score by Periods:

DePaul	34	53	87
Iowa	46	50	96

ATTENDANCE: 10,678

IOWA 66, OHIO UNIVERSITY 62 (2nd Round)

March 21, 1995, Carver-Hawkeye Arena, Iowa City, IA

Ohio -- 62

Name	FG	3-PT	FT	RB	PF	TP	A	TO	BK	S	MN
Trent	8-19	0-0	2-2	10	2	18	4	3	0	0	37
Simmons	4-9	0-1	0-0	9	4	8	1	4	1	2	35
Terry	0-6	0-0	2-3	8	3	2	1	2	3	0	19
Ford	1-10	0-8	3-3	4	3	5	4	1	0	5	38
Reese	3-5	2-2	0-1	5	2	8	1	5	0	1	28
Johnson	2-8	2-8	4-4	2	3	10	1	2	0	0	22
Sears	5-6	0-0	1-2	3	4	11	0	1	0	0	19
Greenwood	0-0	0-0	0-0	1	0	0	0	0	1	1	2
Team				1							
Totals	23-63	4-19	12-15	43	21	62	12	18	5	9	200
	FG%: .365	3-PT%: .211	FT%: .800								

Iowa -- 66

Name	FG	3-PT	FT	RB	PF	TP	A	TO	BK	S	MN
Murray	5-7	1-1	2-4	4	4	13	0	2	0	1	32
Settles	3-11	1-4	4-4	10	4	11	2	1	0	4	24
Bartels	2-7	2-6	1-3	6	1	7	2	2	0	2	29
Woolridge	2-7	0-2	4-4	2	3	8	7	4	0	2	28
Kingsbury	6-15	5-13	2-2	8	1	19	0	2	0	3	36
Carter	0-1	0-0	1-2	4	0	1	0	0	0	0	5
Bowen	1-2	0-0	1-2	2	0	3	0	0	0	1	18
Glasper	1-1	0-0	0-2	0	2	2	2	3	0	0	12
Skillett	0-2	0-1	0-0	3	3	0	1	0	0	0	5
Millard	0-3	0-0	2-2	1	0	2	0	1	0	1	11
Team				1							
Totals	20-56	9-27	17-25	41	18	66	14	15	0	14	200
	FG%: .357	3-PT%: .333	FT%: .680								

Score by Periods:

Ohio	29	33	62
Iowa	43	23	66

ATTENDANCE: 15,500



PENN STATE 67, IOWA 64 (Quarterfinals)

March 23, 1995, Carver-Hawkeye Arena, Iowa City, IA

Penn State -- 67

Name	FG	3-PT	FT	RB	PF	TP	A	TO	BK	S	MN
Carlton	6-18	1-8	0-0	7	2	13	0	2	0	1	21
Sekunda	2-9	0-0	0-0	6	2	4	3	2	0	0	21
Amaechi	4-9	0-0	4-9	12	3	12	0	1	3	0	33
Earl	0-5	0-2	3-4	4	1	3	13	2	0	5	36
Williams	5-8	0-0	0-0	3	3	10	1	2	0	1	19
Bartram	3-5	2-4	0-0	6	1	8	1	5	0	0	20
Lisicky	4-10	4-7	0-0	1	1	12	1	3	0	0	26
Williams	1-3	0-0	1-5	6	4	3	0	1	0	0	14
Joseph	1-1	0-1	0-0	2	2	2	0	0	0	1	10
Team				3							
Totals	26-68	7-22	8-18	50	19	67	19	18	3	8	200
	FG%:	.382	3-PT%:	.318		FT%:	.444				

Iowa -- 64

Name	FG	3-PT	FT	RB	PF	TP	A	TO	BK	S	MN
Murray	2-5	0-1	0-1	2	1	4	2	2	0	1	26
Settles	6-15	1-5	3-5	9	4	16	3	1	1	0	28
Bartels	3-9	1-6	1-3	3	1	8	0	2	1	2	32
Woolridge	10-17	2-3	6-8	6	1	28	5	3	1	1	35
Kingsbury	1-11	1-10	1-2	2	5	4	0	2	0	0	24
Carter	0-0	0-0	0-0	3	1	0	0	0	1	1	11
Bowen	0-0	0-0	0-0	4	3	0	0	3	4	2	14
Glasper	0-0	0-0	0-0	1	2	0	2	2	0	2	5
Skillett	0-0	0-0	0-0	1	0	0	2	0	0	2	10
Millard	2-2	0-0	0-0	4	2	4	0	1	0	0	15
Team				2							
Totals	24-59	5-25	11-19	37	20	64	14	16	8	11	200
	FG%:	.407	3-PT%:	.200		FT%:	.579				

Score by Periods:

Penn State	31	36	67
Iowa	34	30	64

ATTENDANCE: 15,500

GEORGIA 100, IOWA 93 (1st Round)

March 11, 1998, Carver-Hawkeye Arena, Iowa City, IA

Georgia -- 100

Name	FG	3-PT	FT	RB	PF	TP	A	TO	BK	S	MN
Brown	3-4	0-0	5-6	5	3	11	0	2	0	0	18
Jones	5-14	1-3	3-5	8	2	14	0	2	1	0	30
Chadwick	4-5	1-1	0-0	6	3	9	1	2	0	0	23
Smith	6-10	4-6	2-2	7	2	18	5	5	0	1	35
Harrison	10-17	0-2	2-3	4	0	22	9	2	0	1	39
Jones	0-0	0-0	0-0	1	1	0	1	1	0	0	6
Ransom	6-8	0-1	2-4	5	1	14	2	3	1	2	24
Hall	2-2	0-0	0-0	6	3	4	0	1	0	0	13
Dukes	2-3	2-3	0-2	2	2	6	0	1	2	0	7
Dryden	0-0	0-0	0-0	0	1	0	0	0	0	0	1
Nordin	1-1	0-0	0-0	2	3	2	1	1	0	0	4
Team				1				1			
Totals	39-64	8-16	14-22	47	21	100	19	21	4	4	200
	FG%:	.609	3-PT%:	.500		FT%:	.636				

Iowa -- 93

Name	FG	3-PT	FT	RB	PF	TP	A	TO	BK	S	MN
Davis	9-21	2-4	5-7	8	2	25	1	2	1	3	34
Galloway	2-7	1-5	0-0	0	1	5	3	1	0	1	19
Bowen	11-15	0-0	2-6	11	4	24	1	0	2	4	30
Oliver	3-6	0-0	3-4	2	4	9	4	2	0	3	24
McCausland	3-9	3-7	0-0	4	1	9	1	1	0	0	28
Bauer	0-0	0-0	2-2	0	0	2	0	0	0	1	1
Rucker	0-3	0-0	0-0	0	0	0	0	0	0	0	3
Luehrsmann	1-6	0-2	1-2	4	3	3	5	3	0	3	27
Koch	0-1	0-0	6-6	1	0	6	0	1	1	1	10
Moore	3-5	1-2	1-2	0	1	8	2	0	1	1	19
Others	1-1	0-0	0-0	0	0	2	0	0	0	0	4
Team				1							
Totals	33-74	7-20	20-29	31	16	93	17	10	5	17	200
	FG%:	.446	3-PT%:	.350		FT%:	.690				

Score by Periods:

Georgia	52	48	100
Iowa	50	43	93

ATTENDANCE: 5,167

LSU 63, IOWA 61 (1st Round)

March 13, 2002, Carver-Hawkeye Arena, Iowa City, IA

Louisiana State -- 63

Name	FG	3-PT	FT	RB	PF	TP	A	TO	BK	S	MN
Dupree	8-18	0-3	3-6	11	4	19	1	2	0	2	35
Williams	1-5	0-0	8-8	7	2	10	4	1	1	4	36
Bridgewater	2-6	0-0	0-0	3	5	4	2	0	1	0	35
Bright	7-13	3-7	1-2	3	3	18	2	3	0	1	38
Hudson	4-12	1-4	0-0	3	2	9	1	3	0	1	33
Young	1-1	0-0	1-2	0	0	3	0	0	0	0	5
Thompson	0-0	0-0	0-0	0	1	0	1	0	0	0	8
Wilson	0-0	0-0	0-0	0	2	0	0	1	0	1	10
Team				3							
Totals	23-55	4-14	13-18	30	19	63	11	11	2	9	200
	FG%:	.418	3-PT%:	.286		FT%:	.722				

Iowa -- 61

Name	FG	3-PT	FT	RB	PF	TP	A	TO	BK	S	MN
Evans	3-5	0-0	4-8	9	3	10	1	1	0	1	33
Sonderleiter	0-0	0-0	0-0	0	1	0	0	0	1	0	4
Leslie	2-4	2-2	0-0	3	3	6	3	2	0	0	20
Pierce	6-8	0-2	1-2	8	3	13	5	2	1	1	35
Recker	4-16	2-10	2-2	2	2	12	4	3	0	1	40
Hogan	1-2	1-2	0-0	1	0	3	0	3	0	0	8
Worley	2-5	0-1	1-2	2	2	5	0	4	1	0	16
Reiner	1-1	0-0	0-0	2	0	2	1	0	1	0	12
Boyd	0-2	0-2	1-2	2	0	1	0	2	0	0	9
Henderson	3-7	0-2	3-3	3	2	9	0	1	1	0	23
Team				6							
Totals	22-50	5-21	12-19	38	16	61	14	18	5	3	200
	FG%:	.440	3-PT%:	.238		FT%:	.632				

Score by Periods:

Louisiana State	29	34	63
Iowa	28	33	61

ATTENDANCE: 10,511

IOWA 62, VALPARAISO, 60 (Opening Round)

March 13, 2003, Carver-Hawkeye Arena, Iowa City, IA

VALPARAISO -- 60

Name	FG	3-PT	FT	RB	PF	TP	A	TO	BK	S	MN
Gomes	4-8	0-3	1-3	4	4	9	4	2	1	2	26
Graf	4-9	0-2	1-3	5	5	9	1	0	1	1	28
Tonagel	2-4	1-2	0-0	2	1	5	1	2	0	1	36
Nieves	0-3	0-3	0-0	2	0	0	2	0	0	0	22
Berdiel	6-12	1-2	0-1	3	2	13	3	1	0	2	28
Ortiz	6-14	1-2	1-2	1	1	14	3	1	0	4	31
Oppland	1-1	0-0	0-0	0	2	2	0	1	0	0	14
Nikkila	2-3	0-0	4-4	3	2	8	0	0	2	0	15
Team				5							
Totals	25-54	3-14	7-13	26	17	60	14	9	4	10	200
	FG%:	.463	3PT%:	.214		FT%:	.538				

IOWA -- 62

Name	FG	3-PT	FT	RB	PF	TP	A	TO	BK	S	MN
Worley	1-3	0-2	0-0	2	5	2	3	2	2	0	28
Brunner	2-6	0-0	3-4	4	2	7	1	1	1	1	21
Reiner	4-8	0-0	3-6	10	3	11	0	2	2	1	26
Leslie	7-15	1-3	0-0	4	1	15	5	3	0	1	40
Horner	1-4	0-2	3-5	7	1	5	7	4	0	0	35
Kimm	0-0	0-0	0-0	0	0	0	0	0	0	0	3
Boyd	4-5	3-4	0-0	1	0	11	0	0	0	1	28
Sonderleiter	5-7	0-0	1-1	3	2	11	0	5	1	0	19
Team				3							
Totals	24-48	4-11	10-16	34	14	62	16	17	6	4	200
	FG%:	.500	3PT%:	.364		FT%:	.625				

Score by Periods:

Valparaiso	29	31	60
Iowa	32	30	62

ATTENDANCE: 2,761



IOWA 54, IOWA STATE 53 (1st Round)

March 21, 2003, Hilton Coliseum, Ames, IA

IOWA -- 54

Name	FG	3-PT	FT	RB	PF	TP	A	TO	BK	S	MN
Leslie	5-8	0-1	1-2	3	0	11	1	4	0	0	39
Horner	2-6	1-2	4-6	2	3	9	1	4	0	1	37
Worley	5-10	0-1	3-4	5	5	13	0	4	2	2	30
Reiner	1-3	0-0	1-1	8	4	3	2	2	1	1	24
Brunner	1-2	0-0	0-0	9	3	2	1	3	2	2	22
Boyd	1-4	1-4	3-4	3	3	6	1	1	0	1	22
Sonderleiter	4-8	0-0	2-5	2	2	10	2	1	0	0	26
Team				3							
Totals	19-41	2-8	14-22	35	20	54	8	19	5	7	200
	FG%:	.463	3PT%:	.250		FT%:	.636				

IOWA STATE -- 53

Name	FG	3-PT	FT	RB	PF	TP	A	TO	BK	S	MN
Sullivan	3-16	2-10	0-2	1	3	8	1	1	0	3	39
Haluska	1-5	1-3	1-2	2	1	4	0	1	0	0	25
Vroman	7-12	0-0	6-11	9	5	20	2	2	3	2	30
Barnes	1-10	1-8	0-0	3	3	3	6	2	0	2	39
Homan	6-9	0-0	2-3	7	3	14	1	1	1	1	36
Varley	0-0	0-0	0-0	2	3	0	0	0	0	0	9
Neal	0-0	0-0	0-0	1	0	0	0	0	0	0	3
Jefferson	1-3	0-1	2-2	3	3	4	0	2	1	0	19
Team				2							
Totals	19-55	4-22	11-20	30	21	53	10	9	5	8	200
	FG%:	.345	3PT%:	.182		FT%:	.550				

Score by Periods:

Iowa	26	28	54
Iowa State	19	34	53

ATTENDANCE: 14,020

GEORGIA TECH 79, IOWA 78 (2nd Round)

March 24, 2003, Carver-Hawkeye Arena, Iowa City, IA

GEORGIA TECH -- 79

Name	FG	3-PT	FT	RB	PF	TP	A	TO	BK	S	MN
Bosh	3-6	1-2	10-13	9	4	17	1	5	1	0	34
Tarver	4-4	0-0	0-0	3	3	8	0	2	1	0	18
Elder	4-13	0-3	0-0	6	1	8	1	3	0	1	31
Jack	2-5	0-2	0-1	1	2	4	9	2	0	2	35
Lewis	3-7	3-6	3-4	4	3	12	1	0	0	1	28
Muhammad	4-8	0-0	3-5	7	2	11	2	0	0	0	21
Schenscher	1-2	0-0	0-0	2	2	2	0	0	0	0	5
Nelson	3-9	0-0	6-7	4	3	12	2	3	0	1	24
McHenry	2-2	1-1	0-0	0	2	5	0	0	0	0	4
Team				2							
Totals	26-56	5-14	22-30	38	22	79	16	15	2	5	200
	FG%:	.464	3PT%:	.357		FT%:	.733				

IOWA -- 78

Name	FG	3-PT	FT	RB	PF	TP	A	TO	BK	S	MN
Worley	0-4	0-1	2-2	5	5	2	1	4	2	3	24
Brunner	2-3	0-1	0-0	5	5	4	2	1	1	0	21
Reiner	3-6	0-0	3-5	4	3	9	0	0	0	0	26
Leslie	6-13	2-4	13-15	0	2	27	3	3	0	2	38
Horner	2-7	2-5	0-0	6	3	6	8	3	0	2	38
Kimm	0-0	0-0	0-0	0	0	0	0	1	0	0	3
Boyd	5-10	2-6	5-5	0	1	17	1	0	0	2	24
Sonderleiter	6-8	0-0	1-4	6	4	13	3	2	1	1	26
Team				2							
Totals	24-51	6-17	24-31	28	23	78	18	14	4	10	200
	FG%:	.471	3PT%:	.353		FT%:	.774				

Score by Periods:

Georgia Tech	44	35	79
Iowa	37	41	78

ATTENDANCE: 9,038

SAINT LOUIS 70, IOWA 69 (1st Round)

March 16, 2004, Family Arena, St. Charles, MO

IOWA -- 69

Name	FG	3-PT	FT	RB	PF	TP	A	TO	BK	S	MN
Pierce	7-13	0-0	2-2	6	4	16	0	5	0	0	28
Worley	4-7	1-1	1-1	9	4	10	1	3	3	1	38
Brunner	4-6	0-0	2-4	6	2	10	3	0	0	0	30
Horner	4-10	1-4	8-9	5	1	17	6	4	0	0	40
Boyd	3-6	0-3	2-2	1	2	8	4	3	0	1	35
Rand	0-0	0-0	0-0	0	0	0	0	0	0	0	3
Spurgeon	2-2	0-0	2-2	3	3	6	1	1	0	0	14
Hansen	1-3	0-0	0-0	4	1	2	0	1	3	0	12
Team				2							
Totals	25-47	2-8	17-20	39	17	69	15	18	6	2	200
	FG%:	.532	3PT%:	.250		FT%:	.850				

SAINT LOUIS -- 70

Name	FG	3-PT	FT	RB	PF	TP	A	TO	BK	S	MN
Sloan	5-12	1-5	5-8	6	2	16	5	0	0	0	39
Vouyoukas	0-2	0-0	0-0	1	1	0	0	0	0	0	10
Fisher	5-11	0-3	0-0	2	2	10	5	3	2	2	38
Bryant	4-12	1-4	1-1	4	1	10	3	2	0	1	30
Hunt	0-1	0-0	0-0	1	1	0	1	0	0	1	25
Clarke	3-5	1-3	1-2	2	2	8	0	1	0	0	12
Drejaj	7-8	4-4	5-6	1	3	23	2	0	0	1	24
Varner	1-6	0-2	1-1	1	1	3	1	0	0	1	11
Ohanon	0-2	0-0	0-0	1	2	0	1	0	0	1	11
Team				3							
Totals	25-59	7-21	13-18	22	15	70	18	6	2	7	200
	FG%:	.424	3PT%:	.333		FT%:	.722				

Score by Periods:

Iowa	35	34	69
Saint Louis	26	44	70

ATTENDANCE: 5,674

IOWA 84, DAYTON 75 (1st Round)

March 13, 2012, Carver-Hawkeye Arena, Iowa City, IA

DAYTON -- 75

Name	FG	3-PT	FT	RB	PF	TP	A	TO	BK	S	MN
Oliver	3-11	0-3	1-2	4	3	7	1	1	0	1	28
Kavanaugh	2-4	0-0	2-2	2	2	6	0	1	0	0	26
Dillard	7-14	4-6	5-6	5	2	23	6	3	0	2	37
Johnson	3-8	0-3	2-2	7	2	8	1	0	0	0	24
Williams	4-7	2-4	2-2	0	2	12	1	0	0	0	32
Asmus	1-1	1-1	0-0	0	0	3	0	0	0	0	0+
Parker	3-10	2-7	1-2	2	1	9	0	2	0	0	25
Vonderhaar	0-0	0-0	0-0	0	0	0	1	0	0	0	0+
Fabrizius	0-6	0-6	1-2	3	1	1	0	0	0	0	12
Gavrilovic	3-5	0-0	0-0	7	1	6	0	1	0	0	14
Hill	0-0	0-0	0-0	0	1	0	0	0	0	0	2
Team				5							
Totals	26-66	9-30	14-18	35	15	75	10	9	0	3	200
	FG%:	.394	3PT%:	.300		FT%:	.778				

IOWA -- 84

Name	FG	3-PT	FT	RB	PF	TP	A	TO	BK	S	MN
McCabe	9-9	1-1	1-2	8	4	20	2	4	0	0	32
White	10-15	1-3	4-4	11	2	25	2	0	0	0	31
Marble	4-8	1-3	0-0	2	2	9	3	2	1	2	29
Gatens	2-9	2-6	1-2	2	3	7	4	1	1	0	37
Cartwright	1-4	0-1	3-4	4	0	5	11	2	1	0	35
Basabe	6-9	0-0	3-3	5	1	15	0	0	2	1	14
Oglesby	1-3	1-2	0-0	2	0	3	1	0	0	0	16
Brommer	0-0	0-0	0-0	0	0	0	0	1	0	0	3
May	0-1	0-0	0-0	0	0	0	0	0	0	0	3
Team											
Totals	33-58	6-16	12-15	34	12	84	23	11	5	3	200
	FG%:	.569	3PT%:	.375		FT%:	.800				

Score by Periods:

Dayton	41	34	75
Iowa	44	40	84

ATTENDANCE: 13,190



OREGON 108, IOWA 97 (2nd Round)

March 18, 2012, Matthew Knight Arena, Eugene, OR

IOWA - - 97

Name	FG	3-PT	FT	RB	PF	TP	A	TO	BK	S	MN
Marble	10-15	7-8	4-4	5	3	31	5	0	0	0	37
McCabe	3-6	1-1	1-2	2	5	8	0	4	0	0	13
White	7-17	1-5	7-8	8	2	22	1	0	0	1	35
Gatens	3-10	1-7	0-0	1	2	7	3	1	0	0	35
Cartwright	6-11	0-0	0-0	2	3	12	10	2	0	4	33
Olaseni	0-1	0-0	0-0	0	0	0	0	0	0	0	3
Basabe	8-13	0-0	1-1	8	5	17	0	0	0	0	18
Oglesby	0-1	0-0	0-0	0	0	0	0	0	0	0	17
Brommer	0-1	0-0	0-0	1	1	0	0	1	0	0	3
May	0-4	0-1	0-0	3	2	0	0	0	0	1	5
Stokes	0-0	0-0	0-0	0	0	0	0	0	0	0	1
Team				6							
Totals	37-79	10-22	13-15	36	23	97	19	8	0	6	200
	FG%: .468	3PT%: .455	FT%: .867								

OREGON - - 108

Name	FG	3-PT	FT	RB	PF	TP	A	TO	BK	S	MN
Jacob	2-2	0-0	0-0	4	0	4	1	0	0	0	9
Singler	9-10	3-4	4-4	6	3	25	4	1	0	0	35
Woods	3-4	0-0	0-0	0	1	6	0	0	3	0	14
Sim	4-10	3-6	4-4	4	2	15	2	1	0	1	30
Joseph	5-10	3-7	2-2	2	2	15	8	2	0	0	39
Ashaolu	7-10	0-0	8-11	6	2	22	4	1	2	0	25
Loyd	1-4	0-2	0-0	1	2	2	5	2	0	1	13
Nared	0-1	0-1	0-0	2	0	0	0	0	2	0	6
Emory	4-8	1-3	10-11	7	4	19	2	3	0	1	29
Team				0							
Totals	35-59	10-23	28-32	32	16	108	26	10	7	3	200
	FG%: .593	3PT%: .435	FT%: .875								

Score by Periods:

Iowa	51	46	97
Oregon	47	61	108

ATTENDANCE: 8,647

IOWA 68, INDIANA STATE, 52 (1st Round)

March 20, 2013, Carver-Hawkeye Arena, Iowa City, IA

INDIANA STATE - - 52

Name	FG	3-PT	FT	RB	PF	TP	A	TO	BK	S	MN
Arop	1-3	0-1	0-0	2	2	2	1	2	0	0	22
Mahurin	2-8	2-7	0-0	1	3	6	1	1	0	0	21
Gant	6-14	0-1	4-4	23	1	16	0	0	0	2	29
Cummings	2-6	0-3	0-0	4	5	4	5	1	0	1	27
Odum	2-6	1-2	0-0	7	2	5	3	6	0	2	30
Kitchell	0-1	0-0	0-0	1	0	0	0	1	0	0	7
Eitel	1-2	1-2	0-0	1	1	3	1	0	0	0	18
Brown	2-3	0-0	2-3	2	1	6	0	2	0	2	17
Smith, R.	0-0	0-0	0-0	0	0	0	0	0	0	0	0+
Burnett	1-4	0-1	4-4	3	1	6	1	1	0	0	15
Smith, K.	2-3	0-0	0-0	1	1	4	0	2	0	0	14
Team				2							
Totals	19-50	4-17	10-11	27	17	52	12	16	0	7	200
	FG%: .380	3PT%: .235	FT%: .909								

IOWA - - 68

Name	FG	3-PT	FT	RB	PF	TP	A	TO	BK	S	MN
Basabe	4-9	0-0	1-2	8	0	9	0	0	1	0	20
White	3-8	0-2	5-7	13	0	11	1	4	0	1	33
Woodbury	2-3	0-0	0-0	3	2	4	0	3	1	0	13
Marble	7-15	2-5	8-10	5	0	24	6	1	0	4	34
Gesell	1-5	0-3	0-0	0	0	2	1	1	0	1	14
Olaseni	1-2	0-0	0-2	3	3	2	0	1	2	0	13
Oglesby	1-3	1-2	0-0	1	0	3	1	0	0	0	24
Clemmons	0-0	0-0	0-0	1	3	0	0	3	0	0	6
Rickert	0-0	0-0	0-0	0	0	0	0	0	0	0	0+
Denning	0-0	0-0	0-0	0	0	0	0	0	0	0	0+
McCabe	2-8	2-5	2-2	3	3	8	1	0	0	0	13
Ingram	0-0	0-0	0-0	0	0	0	0	0	0	0	0+
May	1-4	1-2	2-3	2	2	5	1	0	0	2	30
Stokes	0-0	0-0	0-0	0	0	0	0	0	0	0	0+
Team				3							
Totals	22-57	6-19	18-26	42	13	68	11	13	4	9	200
	FG%: .386	3PT%: .316	FT%: .692								

Score by Periods:

Indiana State	30	22	52
Iowa	31	37	68

ATTENDANCE: 15,400

IOWA 75, STONY BROOK 63 (2nd Round)

March 22, 2013, Carver-Hawkeye Arena, Iowa City, IA

STONY BROOK - - 63

Name	FG	3-PT	FT	RB	PF	TP	A	TO	BK	S	MN
Warney	7-9	0-0	3-4	7	1	17	0	0	0	1	31
Brenton	2-6	0-0	1-4	5	2	5	4	2	0	0	34
King	1-2	1-2	1-2	3	1	4	1	0	0	0	12
Jackson	6-11	2-5	1-1	0	2	15	2	1	0	0	30
Coley	4-11	3-5	1-2	5	3	12	2	4	0	0	32
Bracey	0-0	0-0	0-0	1	1	0	0	1	0	0	3
Puriefoy	1-4	0-1	2-4	2	2	4	0	1	0	0	11
Rouse	1-3	0-2	0-0	0	3	2	0	2	0	0	14
Hayes	0-1	0-1	0-0	0	1	0	0	0	0	0	2
McAllister	2-4	0-0	0-0	3	3	4	0	0	1	0	22
Mayo	0-0	0-0	0-0	1	1	0	0	0	0	0	9
Team				3							
Totals	24-51	6-16	9-17	30	20	63	9	11	1	1	200
	FG%: .471	3PT%: .375	FT%: .529								

IOWA - - 75

Name	FG	3-PT	FT	RB	PF	TP	A	TO	BK	S	MN
Basabe	4-5	0-0	0-0	6	1	8	2	1	1	0	19
May	1-5	1-1	1-2	4	4	4	4	0	0	0	30
White	4-10	1-4	4-4	7	2	13	2	2	2	0	33
Woodbury	0-1	0-0	0-0	5	4	0	2	1	2	1	17
Marble	9-18	2-6	8-11	2	0	28	5	1	0	2	35
Gesell	2-6	1-3	0-0	0	1	5	3	0	0	1	19
Olaseni	2-3	0-0	1-2	6	1	5	1	0	0	0	20
Oglesby	1-2	1-2	0-0	0	1	3	0	0	0	0	12
Clemmons	0-0	0-0	1-2	0	1	1	0	0	0	0	5
McCabe	3-5	2-3	0-0	3	3	8	1	3	0	1	10
Team				1							
Totals	26-55	8-19	15-21	34	18	75	20	8	5	5	200
	FG%: .386	3PT%: .316	FT%: .692								

Score by Periods:

Stony Brook	34	29	63
Iowa	37	38	75

ATTENDANCE: 15,400

IOWA 75, VIRGINIA 64 (Quarterfinals)

March 27, 2013, Jon Paul Jones Arena, Charlottesville, VA

IOWA - - 75

Name	FG	3-PT	FT	RB	PF	TP	A	TO	BK	S	MN
Basabe	0-3	0-0	0-0	2	1	0	1	0	1	0	16
May	3-6	2-2	0-0	2	3	8	1	0	0	0	33
White	1-6	0-3	4-4	5	1	6	0	2	0	1	30
Woodbury	5-7	0-0	0-0	8	4	10	2	2	0	0	26
Marble	8-16	1-5	7-7	3	1	24	5	2	1	3	36
Olaseni	0-1	0-0	0-0	1	1	0	0	1	0	0	7
Oglesby	1-1	1-1	0-0	0	1	3	0	1	0	1	10
Clemmons	1-2	1-2	4-4	4	1	7	2	2	1	0	19
Gesell	3-5	1-2	0-0	1	0	7	1	1	0	2	8
McCabe	4-6	2-2	0-0	3	4	10	2	4	0	1	15
Team				5							
Totals	26-53	8-17	15-15	34	17	75	14	15	3	8	200
	FG%: .491	3PT%: .471	FT%: 1.000								

Virginia - - 64

Name	FG	3-PT	FT	RB	PF	TP	A	TO	BK	S	MN
Mitchell	2-6	0-0	5-6	7	1	9	2	2	0	2	30
Evans	0-2	0-0	0-0	1	4	0	4	1	0	2	30
Jespersion	1-2	1-2	0-0	1	2	3	0	1	0	0	18
Harris	4-11	2-5	1-2	0	3	11	1	4	0	0	34
Anderson	6-14	5-8	7-8	6	2	24	2	4	5	3	35
Browman	0-0	0-0	0-0	0	1	0	0	0	0	0	2
Barnette	0-1	0-1	0-0	0	0	0	1	1	0	0	7
Jones	1-3	0-1	0-0	0	2	2	0	1	0	0	9
Tobey	5-10	0-0	5-6	6	0	15	1	1	3	1	22
Nolte	0-1	0-1	0-0	2	0	0	0	0	0	0	11
Atkins	0-0	0-0	0-0	0	0	0	0	1	0	0	2
Team				3							
Totals	19-50	8-18	18-22	26	15	64	11	16	8	8	200
	FG%: .380	3PT%: .444	FT%: .818								

Score by Periods:

Iowa	31	44	75
Virginia	28	36	64

ATTENDANCE: 11,141

**IOWA 71, MARYLAND 60 (Semifinals)****April 2, 2013, Madison Square Garden, New York, NY****IOWA -- 71**

Name	FG	3-PT	FT	RB	PF	TP	A	TO	BK	S	MN
Basabe	2-7	0-0	0-0	3	3	4	1	1	0	1	15
White	1-3	0-0	8-10	8	2	10	1	2	2	1	31
Woodbury	3-8	0-0	3-4	3	3	9	0	0	2	0	29
Marble	8-16	2-5	3-4	9	1	21	3	3	1	1	33
May	3-7	1-2	5-6	4	1	12	5	0	0	3	36
Olaseni	1-1	0-0	0-0	0	3	2	0	0	0	0	6
Oglesby	0-2	0-2	0-0	0	0	0	1	0	0	1	7
Clemmons	1-3	0-0	0-0	0	0	2	2	0	0	0	17
Gesell	2-5	0-1	0-0	1	1	4	1	0	0	0	11
McCabe	3-5	1-2	0-0	2	3	7	3	0	0	0	15
Team				6							
Totals	24-57	4-12	19-24	36	17	71	17	8	5	7	200
	FG%:	.421	3PT%:	.333		FT%:	.792				

Maryland -- 60

Name	FG	3-PT	FT	RB	PF	TP	A	TO	BK	S	MN
Mitchell	3-7	0-0	0-0	4	0	6	3	3	0	0	18
Wells	4-11	0-2	1-2	4	5	9	3	1	0	0	27
Len	6-10	0-0	4-6	9	1	16	1	0	6	0	31
Howard	0-2	0-1	2-2	2	4	2	4	4	0	2	31
Faust	5-14	2-5	2-6	3	2	14	1	2	1	0	29
Aronhalt	3-8	3-6	0-0	3	0	9	0	2	0	0	25
Layman	2-5	0-1	0-0	7	4	4	0	4	2	1	27
Padgett	0-0	0-0	0-0	0	0	0	0	0	0	0	3
Cleare	0-0	0-0	0-0	1	2	0	0	0	1	0	9
Team				6							
Totals	23-57	5-15	9-16	39	18	60	12	17	10	3	200
	FG%:	.404	3PT%:	.333		FT%:	.563				

Score by Periods:

Iowa	38	33	71
Maryland	33	27	60

ATTENDANCE: 10,009**BAYLOR 74, IOWA 54 (Final)****April 4, 2013, Madison Square Garden, New York, NY****IOWA -- 54**

Name	FG	3-PT	FT	RB	PF	TP	A	TO	BK	S	MN
Basabe	0-5	0-0	1-2	6	2	1	0	0	0	0	13
White	4-13	0-2	4-4	6	0	12	1	2	0	2	34
Woodbury	0-4	0-0	2-4	6	2	2	0	1	0	1	16
Marble	3-12	0-4	0-0	1	2	6	4	4	0	2	27
May	3-9	1-4	1-2	1	5	8	0	0	0	0	26
Olaseni	1-4	0-0	0-0	2	2	2	0	0	0	0	18
Oglesby	1-4	1-4	0-0	1	0	3	1	0	0	0	14
Clemmons	2-2	2-2	1-2	3	1	7	1	2	0	0	17
Gesell	4-6	1-3	4-4	2	3	13	0	1	0	0	17
Rickert	0-0	0-0	0-0	1	0	0	0	0	0	0	1
Denning	0-0	0-0	0-0	0	0	0	1	0	0	0	1
McCabe	0-8	0-5	0-0	7	3	0	3	1	0	0	14
Ingram	0-0	0-0	0-0	0	0	0	0	0	0	0	1
Stokes	0-2	0-0	0-0	0	0	0	0	0	0	0	1
Team				3							
Totals	18-69	5-24	13-18	39	20	54	11	11	0	5	200
	FG%:	.491	3PT%:	.471		FT%:	1.000				

Baylor -- 74

Name	FG	3-PT	FT	RB	PF	TP	A	TO	BK	S	MN
Walton	2-5	0-1	1-2	1	3	5	5	2	0	6	31
Jefferson	8-11	0-0	7-8	7	3	23	0	0	1	1	25
Austin	6-7	0-1	3-5	9	1	15	4	3	5	2	34
Heslip	1-4	1-4	1-2	4	2	4	0	0	0	0	24
Jackson	4-11	3-6	6-6	5	4	17	10	3	0	0	37
Rose	0-0	0-0	0-0	0	0	0	0	0	0	0	2
Gathers	3-3	0-0	0-0	4	3	6	0	2	1	0	14
Franklin	2-4	0-2	0-0	1	0	4	0	0	0	0	23
Bello	0-1	0-0	0-0	0	0	0	0	0	0	0	5
Neubart	0-1	0-1	0-0	0	0	0	0	0	0	0	1
Prince	0-1	0-0	0-0	1	1	0	0	0	0	0	3
Team				6							
Totals	26-48	4-15	18-23	38	17	74	19	11	7	9	200
	FG%:	.542	3PT%:	.267		FT%:	.783				

Score by Periods:

Iowa	22	32	54
Baylor	27	47	74

ATTENDANCE: 5,301**IOWA 87, SOUTH DAKOTA 75 (1st Round)****March 15, 2017, Iowa City, IA****South Dakota -- 75**

Name	FG	3-PT	FT	RB	PF	TP	A	TO	BK	S	MN
Burch-Manning	4-7	0-0	0-2	6	4	8	0	2	1	1	29
Flack	6-11	0-1	4-5	5	3	16	1	3	2	2	31
Dickerson	3-8	1-3	3-4	3	3	10	2	3	0	0	21
Hurst	1-3	0-1	5-6	7	3	7	3	1	0	2	33
Mooney	8-19	5-10	2-2	5	1	23	5	1	0	3	33
Simpson	1-3	1-1	1-2	0	3	4	2	0	0	1	22
Armstrong	0-2	0-1	0-0	0	0	0	0	0	0	0	4
Peterson	1-3	0-0	3-4	3	1	5	1	2	0	2	13
Hagedorn	1-3	0-0	0-0	1	1	2	1	0	0	0	14
Power	0-0	0-0	0-0	0	0	0	0	0	0	0	0+
Team				0							
Totals	25-59	7-17	18-25	30	19	75	15	12	3	11	200
	FG%:	.424	3PT%:	.412		FT%:	.720				

Iowa -- 87

Name	FG	3-PT	FT	RB	PF	TP	A	TO	BK	S	MN
Wagner	3-3	0-0	0-0	7	3	6	0	2	0	1	19
Cook	8-8	0-0	2-5	8	2	18	3	2	1	0	29
Bohannon	7-12	3-4	2-2	2	2	19	11	1	0	1	37
Moss	6-12	4-9	0-1	4	0	16	1	0	2	1	27
Jok	7-14	3-6	3-4	6	4	20	1	2	0	1	27
Williams	0-1	0-0	0-0	0	0	0	1	1	0	0	8
Kriener	1-1	0-0	0-0	0	0	2	0	0	0	0	4
Ellingson	0-4	0-2	0-0	2	0	0	0	2	0	0	10
Uhl	0-2	0-1	0-0	1	1	0	2	0	0	0	10
Pemsl	2-3	0-0	0-3	4	3	4	2	3	0	4	16
Baer	1-2	0-1	0-0	1	3	2	0	1	1	0	13
Team				2							
Totals	35-62	10-23	7-15	37	18	87	21	16	4	8	200
	FG%:	.565	3PT%:	.435		FT%:	.467				

Score by Periods:

South Dakota	38	37	75
Iowa	42	45	87

ATTENDANCE: 12,864**TCU 94, IOWA 92 -- OT (2nd Round)****March 19, 2017, Carver-Hawkeye Arena, Iowa City, IA****TCU -- 94**

Name	FG	3-PT	FT	RB	PF	TP	A	TO	BK	S	MN
Brodziansky	9-12	0-0	1-1	4	3	19	2	0	1	0	28
Miller	3-8	1-4	0-0	4	2	7	0	1	0	1	24
Bane	3-9	1-3	6-7	2	3	13	4	1	0	0	37
Robinson	7-16	1-3	4-4	3	3	19	11	5	0	3	44
Williams, K.	6-11	2-5	1-2	10	2	15	6	1	1	4	39
Williams, M.	1-4	1-3	0-0	1	1	3	1	0	0	0	10
Parrish	5-7	4-6	0-2	1	4	14	1	0	0	3	26
Shepard	0-0	0-0	0-0	0	2	0	0	1	0	0	1
Washburn	2-4	0-0	0-2	4	1	4	1	0	0	2	16
Team				3							
Totals	36-71	10-24	12-18	32	21	94	26	9	2	13	200
	FG%:	.507	3PT%:	.417		FT%:	.667				

Iowa -- 92

Name	FG	3-PT	FT	RB	PF	TP	A	TO	BK	S	MN
Wagner	2-4	0-0	2-6	4	2	6	3	1	0	1	19
Cook	7-7	0-0	2-5	5	2	16	0	7	0	0	28
Bohannon	8-15	7-12	2-3	2	3	25	13	3	0	0	42
Moss	0-1	0-1	0-0	1	0	0	0	0	0	0	10
Jok	8-18	5-10	1-2	3	3	22	5	3	0	0	41
Williams	0-1	0-0	0-0	0	1	0	0	1	0	0	3
Kriener	1-2	0-0	0-1	3	2	2	1	0	0	0	15
Ellingson	0-1	0-1	0-0	0	1	0	0	0	0	0	2
Uhl	1-1	0-0	0-0	1	0	2	2	1	0	0	15
Pemsl	2-5	0-0	0-0	7	3	4	2	1	1	0	16
Baer	5-8	4-6	1-2	10	4	15	0	0	3	2	34
Team				3							
Totals	34-63	16-30	8-19	39	21	92	26	17	4	3	200
	FG%:	.540	3PT%:	.533		FT%:	.421				

Score by Periods:

TCU	44	40	10	94
Iowa	40	44	8	92

ATTENDANCE: 15,400



RANKED ACCORDING TO TOTAL VICTORIES

NAME	YEARS	OVERALL		BIG TEN	
		W-L	PCT.	W-L	PCT.
Tom Davis	1986-99	269-140	.658	125-105	.543
Fran McCaffery	2010-	174-132	.569	78-86	.476
Lute Olson	1975-83	168-90	.651	92-70	.568
Steve Alford	1999-07	152-106	.589	61-67	.477
Rollie Williams	1930-42, 51	139-131	.515	69-92	.429
Bucky O'Connor*	1950, 52-58	114-59	.659	71-41	.634
Pops Harrison*	1943-50	98-42	.700	48-38	.558
Ralph Miller	1965-70	95-51	.651	54-30	.643
Sharm Scheuerman	1959-64	72-69	.511	38-46	.452
Sam Barry	1923-29	62-54	.534	43-41	.512
George Raveling	1984-86	54-38	.587	26-28	.481
Maury Kent	1914-18	42-36	.538	10-29	.256
Dick Schultz	1971-74	41-55	.427	20-36	.357
Todd Lickliter	2007-10	38-58	.396	15-39	.278
Ed Rule	1902, 04, 06, 08	37-15	.712	0-0	.000
James Ashmore	1920-22	29-26	.527	17-17	.500
John Griffith	1907, 09-10	24-15	.615	3-7	.300
Walter Stewart	1911-12	15-12	.556	2-6	.250
Floyd Thomas	1913	9-13	.409	1-5	.167
Edwin Bannick	1919	8-7	.533	4-7	.364
John Chalmers	1905	6-8	.429	0-0	.000
Fred Bailey	1903	4-3	.571	0-0	.000
TOTALS		1,650-1,160	.587	777-790	.496

RANKED ACCORDING TO OVERALL GAME WINNING PERCENTAGE

NAME	YEARS	OVERALL		BIG TEN	
		W-L	PCT.	W-L	PCT.
Ed Rule	1902, 04, 06, 08	37-15	.712	0-0	.000
Pops Harrison*	1943-50	98-42	.700	48-38	.558
Bucky O'Connor*	1950, 52-58	114-59	.659	71-41	.634
Tom Davis	1986-99	269-140	.658	125-105	.543
Lute Olson	1975-83	168-90	.651	92-70	.568
Ralph Miller	1965-70	95-51	.651	54-30	.643
John Griffith	1907, 09-10	24-15	.615	3-7	.300
Steve Alford	1999-07	152-106	.589	61-67	.477
George Raveling	1984-86	54-38	.587	26-28	.481
Fred Bailey	1903	4-3	.571	0-0	.000
Fran McCaffery	2010-	174-132	.569	78-86	.476
Walter Stewart	1911-12	15-12	.556	2-6	.250
Maury Kent	1914-18	42-36	.538	10-29	.256
Sam Barry	1923-29	62-54	.534	43-41	.512
Edwin Bannick	1919	8-7	.533	4-7	.364
James Ashmore	1920-22	29-26	.527	17-17	.500
Rollie Williams	1930-42, 51	139-131	.515	69-92	.429
Sharm Scheuerman	1959-64	72-69	.511	38-46	.452
John Chalmers	1905	6-8	.429	0-0	.000
Dick Schultz	1971-74	41-55	.427	20-36	.357
Floyd Thomas	1913	9-13	.409	1-5	.167
Todd Lickliter	2007-10	38-58	.396	15-39	.278
TOTALS		1,650-1,160	.587	777-790	.496

*Both Pops Harrison and Bucky O'Connor coached 11 games in 1949-50.



YEAR	COACH	OVERALL GAMES					BIG TEN GAMES				
		W-L	HOME	IOWA AWAY	OPP. AVG.	AVG.	W-L	RANK	IOWA AVG.	OPP. AVG.	POSTSEASON
1902	Ed Rule	10-2	3-0	7-2	32.3	21.1	did not compete				
1903	Fred Bailey	4-3	3-1	1-2	22.6	11.9	did not compete				
1904	Ed Rule	6-2	2-1	4-1	23.4	25.0	did not compete				
1905	John Chalmers	6-8	3-1	3-7	24.9	27.9	did not compete				
1906	Ed Rule	11-5	6-1	5-4	36.5	21.0	did not compete				
1907	John Griffith	5-5	3-1	2-4	32.9	26.5	did not compete				
1908	Ed Rule	10-6	6-3	4-3	33.3	26.9	did not compete				
1909	John Griffith	8-7	4-1	4-6	27.1	18.2	1-5	8th	16.2	22.2	
1910	John Griffith	11-3	6-1	5-2	24.4	13.8	2-2	T-5th	20.0	14.8	
1911	Walter Stewart	9-4	4-1	5-3	22.8	18.6	2-2	T-5th	16.5	25.3	
1912	Walter Stewart	6-8	4-3	2-5	17.6	19.7	0-4	T-7th	11.0	33.3	
1913	Floyd Thomas	9-13	5-3	4-10	15.9	20.7	1-5	8th	10.3	24.3	
1914	Maury Kent	9-7	5-3	4-4	21.4	23.4	1-5	8th	16.8	31.5	
1915	Maury Kent	9-8	5-4	4-4	23.6	19.7	2-6	7th	16.8	21.8	
1916	Maury Kent	11-4	6-2	5-2	24.6	18.9	2-4	7th	18.0	25.7	
1917	Maury Kent	7-9	6-3	1-6	18.9	19.4	1-8	9th	15.4	22.6	
1918	Maury Kent	6-8	4-4	2-4	21.8	28.1	4-6	9th	22.6	30.1	
1919	Edwin Bannick	8-7	5-3	3-4	22.5	22.9	4-7	T-7th	20.7	25.3	
1920	James Ashmore	9-10	6-6	3-4	23.8	22.8	6-6	6th	22.7	23.8	
1921	James Ashmore	9-9	6-2	3-7	23.0	19.4	6-5	T-6th	20.2	19.7	
1922	James Ashmore	11-7	6-3	5-4	25.6	20.5	5-6	5th	23.9	23.0	
1923	Sam Barry	13-2	8-1	5-1	27.9	18.5	11-1	T-1st	27.8	18.8	
1924	Sam Barry	7-10	5-5	2-5	23.4	26.2	4-8	9th	24.3	28.3	
1925	Sam Barry	6-10	4-5	2-5	24.6	24.0	5-7	7th	24.6	22.9	
1926	Sam Barry	12-5	9-0	3-5	22.5	21.1	8-4	T-1st	20.8	21.4	
1927	Sam Barry	9-8	6-4	3-4	28.3	26.4	7-5	T-4th	28.3	26.8	
1928	Sam Barry	6-11	4-6	2-5	29.9	33.8	3-9	T-7th	29.8	36.9	
1929	Sam Barry	9-8	7-2	2-6	29.1	28.2	5-7	7th	27.6	29.8	
1930	Rollie Williams	4-13	3-7	1-6	29.1	30.1	did not compete				
1931	Rollie Williams	5-12	3-6	2-6	19.6	27.3	2-10	10th	19.3	30.2	
1932	Rollie Williams	5-12	2-7	3-5	27.0	29.5	3-9	9th	28.2	30.2	
1933	Rollie Williams	15-5	9-2	6-3	33.5	26.8	8-4	T-3rd	30.3	29.9	
1934	Rollie Williams	13-6	10-1	3-5	35.8	28.4	6-6	T-5th	33.1	31.9	
1935	Rollie Williams	10-9	6-4	4-5	35.6	32.8	6-6	6th	34.3	33.2	
1936	Rollie Williams	9-10	6-4	3-6	31.1	31.6	5-7	T-6th	29.4	32.1	
1937	Rollie Williams	11-9	7-4	4-5	34.5	33.9	3-9	T-8th	31.3	36.9	
1938	Rollie Williams	11-9	5-4	6-5	35.3	35.3	6-6	T-5th	34.8	34.3	
1939	Rollie Williams	8-11	7-4	1-7	35.5	36.5	3-9	10th	34.8	38.3	
1940	Rollie Williams	9-12	7-3	2-9	35.9	37.5	4-8	8th	37.3	40.7	
1941	Rollie Williams	12-8	8-3	4-5	44.3	39.3	4-8	8th	43.3	44.8	
1942	Rollie Williams	12-8	8-3	4-5	47.1	43.1	10-5	T-2nd	48.1	43.2	
1943	Pops Harrison	7-10	6-4	1-6	47.5	50.2	3-9	9th	44.6	52.5	
1944	Pops Harrison	14-4	10-1	4-3	52.8	40.3	9-3	T-2nd	50.3	42.8	
1945	Pops Harrison	17-1	11-0	6-1	57.2	39.2	11-1	1st	49.3	40.4	
1946	Pops Harrison	14-4	11-1	3-3	57.4	41.6	8-4	T-3rd	50.5	45.8	
1947	Pops Harrison	12-7	12-1	0-6	56.8	47.5	5-7	T-6th	54.3	52.3	
1948	Pops Harrison	15-4	12-0	3-4	56.9	47.5	8-4	2nd	53.6	51.0	
1949	Pops Harrison	10-10	10-3	0-7	55.1	54.9	3-9	8th	50.8	62.8	
1950	Pops Harrison	9-2	6-0	3-2	68.7	56.6	1-1		56.0	60.0	
	Bucky O'Connor	6-5	4-2	2-3	59.5	59.7	5-5	5th	58.4	61.1	
1951	Rollie Williams	15-7	8-2	7-5	65.0	59.5	9-5	3rd	65.4	58.5	
1952	Bucky O'Connor	19-3	10-1	9-2	69.7	61.7	11-3	2nd	72.4	64.4	
1953	Bucky O'Connor	12-10	9-2	3-8	69.8	68.3	9-9	6th	69.8	70.6	
1954	Bucky O'Connor	17-5	10-2	7-3	70.9	64.3	11-3	2nd	73.1	65.9	
1955	Bucky O'Connor	19-7	10-1	9-6	79.7	71.7	11-3	1st	81.6	74.8	NCAA Final Four
1956	Bucky O'Connor	20-6	12-1	8-5	77.7	69.9	13-1	1st	80.9	69.9	NCAA Final Four
1957	Bucky O'Connor	8-14	6-4	2-10	69.6	72.8	4-10	8th	70.8	73.9	
1958	Bucky O'Connor	13-9	8-3	5-6	73.7	73.1	7-7	6th	74.3	75.3	
1959	Sharm Scheuerman	10-12	7-3	3-9	75.7	76.6	7-7	T-5th	81.3	80.3	
1960	Sharm Scheuerman	14-10	8-3	6-7	73.0	71.0	6-8	T-6th	69.4	72.4	

YEAR	COACH	OVERALL GAMES					BIG TEN GAMES				
		W-L	HOME	AWAY	IOWA AVG.	OPP. AVG.	W-L	RANK	IOWA AVG.	OPP. AVG.	
1961	Sharm Scheuerman	18-6	9-3	9-3	70.9	64.7	10-4	T-2nd	66.4	61.4	
1962	Sharm Scheuerman	13-11	9-3	4-8	70.3	67.5	7-7	T-4th	70.8	71.5	
1963	Sharm Scheuerman	9-15	4-5	5-10	65.7	70.3	5-9	8th	68.6	73.6	
1964	Sharm Scheuerman	8-15	5-6	3-9	73.8	80.8	3-11	9th	73.7	85.1	
1965	Ralph Miller	14-10	8-3	6-7	83.8	78.1	8-6	5th	82.9	78.6	
1966	Ralph Miller	17-7	12-0	5-7	82.5	74.6	8-6	T-3rd	80.8	79.8	
1967	Ralph Miller	16-8	9-2	7-6	81.5	76.9	9-5	3rd	84.0	79.6	
1968	Ralph Miller	16-9	10-2	6-7	75.2	71.9	10-4	T-1st	76.6	71.6	
1969	Ralph Miller	12-12	10-2	2-10	84.4	79.9	5-9	T-8th	79.5	82.1	
1970	Ralph Miller	20-5	11-1	9-4	98.7	87.0	14-0	1st	102.9	90.3	NCAA Sweet 16
1971	Dick Schultz	9-15	6-6	3-9	81.1	82.8	4-10	T-7th	82.9	88.2	
1972	Dick Schultz	11-13	9-3	2-10	80.0	80.7	5-9	T-8th	80.3	79.7	
1973	Dick Schultz	13-11	8-5	5-6	77.5	72.1	6-8	T-6th	77.7	77.0	
1974	Dick Schultz	8-16	7-5	1-11	73.1	81.2	5-9	7th	74.1	81.7	
1975	Lute Olson	10-16	7-5	3-11	73.0	80.6	7-11	7th	70.6	77.8	
1976	Lute Olson	19-10	10-4	9-6	82.4	79.5	9-9	5th	80.7	81.8	
1977	Lute Olson	20-7	12-2	8-5	80.4	75.3	12-6	4th	77.4	77.3	
1978	Lute Olson	12-15	8-5	4-10	74.3	73.4	5-13	8th	69.1	72.9	
1979	Lute Olson	20-8	11-3	9-5	77.4	66.5	13-5	T-1st	72.9	64.2	NCAA 2nd Round
1980	Lute Olson	23-10	11-2	12-8	73.0	65.6	10-8	4th	67.9	66.6	NCAA Final Four
1981	Lute Olson	21-7	12-2	9-5	74.8	64.4	13-5	2nd	70.2	64.8	NCAA 2nd Round
1982	Lute Olson	21-8	12-1	9-7	65.4	58.2	12-6	T-2nd	62.4	56.7	NCAA 2nd Round
1983	Lute Olson	22-9	11-3	11-6	69.7	62.5	11-7	T-2nd	67.1	62.6	NCAA Sweet 16
1984	George Raveling	13-15	8-6	5-9	58.9	57.3	6-12	T-7th	54.9	56.8	
1985	George Raveling	21-11	16-3	5-8	70.2	58.8	10-8	5th	66.9	61.8	NCAA 1st Round
1986	George Raveling	20-12	11-2	9-10	73.6	65.7	10-8	6th	72.7	65.9	NCAA 1st Round
1987	Tom Davis	30-5	13-2	17-3	87.3	74.4	14-4	3rd	83.4	72.8	NCAA Elite Eight
1988	Tom Davis	24-10	14-2	10-8	93.6	81.4	12-6	T-3rd	91.2	82.1	NCAA Sweet 16
1989	Tom Davis	23-10	15-2	8-8	89.6	81.2	10-8	4th	86.6	84.4	NCAA 2nd Round
1990	Tom Davis	12-16	11-5	1-11	75.4	80.1	4-14	T-8th	75.6	87.1	
1991	Tom Davis	21-11	13-4	8-7	76.8	72.1	9-9	T-5th	73.2	72.9	NCAA 2nd Round
1992	Tom Davis	19-11	13-2	6-9	81.1	72.0	10-8	5th	73.9	71.9	NCAA 2nd Round
1993	Tom Davis	23-9	15-1	8-8	78.3	65.4	11-7	T-3rd	73.7	69.6	NCAA 2nd Round
1994	Tom Davis	11-16	9-6	2-10	83.5	81.7	5-13	T-10th	80.6	84.5	
1995	Tom Davis	21-12	13-5	8-7	83.6	74.6	9-9	T-7th	81.3	77.3	
1996	Tom Davis	23-9	14-1	9-8	79.6	67.9	11-7	4th	74.1	67.6	NCAA 2nd Round
1997	Tom Davis	22-10	14-2	8-8	72.3	63.7	12-6	T-2nd	69.7	62.2	NCAA 2nd Round
1998	Tom Davis	20-11	11-5	9-6	80.2	67.5	9-7	T-5th	74.4	69.8	
1999	Tom Davis	20-10	11-4	9-6	73.9	70.0	9-7	T-3rd	71.9	71.1	NCAA Sweet 16
2000	Steve Alford	14-16	9-4	5-12	68.8	71.6	6-10	T-7th	65.1	71.1	
2001	Steve Alford	23-12	12-4	11-8	74.1	70.5	7-9	T-6th	71.7	73.6	NCAA 2nd Round
2002	Steve Alford	19-16	13-4	6-12	72.6	68.1	5-11	T-8th	67.4	70.9	
2003	Steve Alford	17-14	11-7	6-7	69.1	66.5	7-9	T-8th	69.1	71.0	
2004	Steve Alford	16-13	11-3	5-10	71.4	68.9	9-7	4th	71.0	69.6	
2005	Steve Alford	21-12	13-3	8-9	72.9	67.3	7-9	7th	68.2	67.2	NCAA 1st Round
2006	Steve Alford	25-9	17-0	8-9	66.3	58.9	11-5	T-2nd	66.6	62.6	NCAA 1st Round
2007	Steve Alford	17-14	14-2	3-12	68.4	65.6	9-7	T-4th	67.0	66.9	
2008	Todd Lickliter	13-19	10-8	3-11	56.1	58.0	6-12	8th	55.4	60.2	
2009	Todd Lickliter	15-17	13-4	2-13	60.2	59.6	5-13	10th	57.9	62.5	
2010	Todd Lickliter	10-22	9-9	1-13	60.5	66.0	4-14	T-9th	57.9	66.9	
2011	Fran McCaffery	11-20	8-8	3-12	67.2	68.1	4-14	10th	65.2	72.8	
2012	Fran McCaffery	18-17	14-6	4-11	73.0	72.5	8-10	T-7th	67.8	71.6	
2013	Fran McCaffery	25-13	18-2	7-11	70.1	62.8	9-9	6th	66.3	64.6	
2014	Fran McCaffery	20-13	13-4	7-9	81.5	70.3	9-9	6th	78.3	73.6	NCAA First Four
2015	Fran McCaffery	22-12	14-4	8-5	69.8	62.3	12-6	T-3rd	69.1	63.8	NCAA 2nd Round
2016	Fran McCaffery	22-11	13-2	9-9	77.6	69.3	12-6	T-3rd	75.8	69.3	NCAA 2nd Round
2017	Fran McCaffery	19-15	15-5	4-10	80.5	78.1	10-8	T-5th	77.0	77.9	
2018	Fran McCaffery	14-19	9-6	5-13	79.7	78.7	4-14	T-11th	76.1	83.1	
2019	Fran McCaffery	23-12	14-4	9-8	78.3	73.9	10-10	6th	75.1	76.7	NCAA 2nd Round
Totals		1,650-1,160	1,056-370	585-775			777-790				



Coach Ed Rule

1901-02 (10-2)

11/6	Grinnell	W, 34-19
12/14	Upper Iowa	W, 42-13
1/15	at Upper Iowa	W, 27-26
1/16	at Dubuque YMCA	W, 36-27
1/17	at Augustana (IL)	W, 22-21
1/24	at West College	W, 24-7
2/1	at Wilton	W, 66-4
2/5	Kansas	W, 40-27
2/14	at D. M. YMCA	W, 42-17
2/15	at Grinnell	W, 25-21
3/1	at Minnesota	L, 10-47
3/3	at Minnesota A.C.	L, 20-24

Coach Fred Bailey

1902-03 (4-3)

1/24	Wilton	W, 68-7
1/29	at Des Moines College	W, N/A
1/30	at Des Moines YMCA	L, 21-24
2/2	at Grinnell	L, 5-6
2/14	Grinnell	L, 13-15
N/A	West College	W, 24-14
N/A	Highland Park	W, 27-17

Coach Ed Rule

1903-04 (6-2)

12/4	Grinnell	W, 39-35
1/7	at Augustana (IL)	W, 20-12
1/14	at Grinnell	W, 21-20
1/15	at Des Moines YMCA	W, 23-16
1/17	at Highland Park	W, 28-19
1/30	Augustana (IL)	L, 21-44
N/A	at Grinnell	L, 12-35
2/19	Grinnell	W, 23-19

Coach John Chalmers

1904-05 (6-8)

1/11	at Minnesota A.C.	W, 24-18
1/12	at Minnesota	L, 17-48
1/21	at Augustana (IL)	L, 20-41
1/26	at Highland Park	W, 23-22
1/27	at Des Moines YMCA	W, 24-22
1/28	at Grinnell	L, 22-32
2/4	Augustana (IL)	W, 28-24
2/18	Des Moines YMCA	L, 25-33
2/23	Grinnell	W, 24-17
2/28	at Iowa Natl. Guard	L, 26-46
3/4	Coe	W, 50-9
3/6	at Grinnell	L, 26-34
3/10	at Chicago	L, 16-20
3/11	at Northwestern	L, 23-24

Coach Ed Rule

1905-06 (11-5)

N/A	Augustana (IL)	W, 25-11
N/A	Lewis Institute	L, 25-31
N/A	at Coe	W, 65-20
N/A	Grinnell	W, 26-13
1/13	Northern Iowa	W, 51-9
1/26	at Iowa Natl. Guard	W, 42-26
2/1	at Central YMCA	L, 24-35
2/2	at Chicago	L, 20-27
2/14	Kansas	W, 29-19
2/16	at Northern Iowa	W, 70-25
2/17	at Coe	W, 43-13
2/22	at Grinnell	L, 19-20
2/23	at Des Moines YMCA	L, 27-33
3/2	at Augustana (IL)	W, 28-25
3/3	Coe	W, 70-12
3/9	Grinnell	W, 20-17

Coach John Griffith

1906-07 (5-5)

12/13	Northern Iowa	W, 73-16
1/12	Coe	W, 49-35
1/18	at Des Moines YMCA	L, 26-32
1/19	at Highland Park	W, 32-17
1/21	at Nebraska	L, 17-27
1/23	at Kansas City A.C.	L, 28-35
1/30	at Grinnell	W, 20-17
2/9	Grinnell	L, 21-24
2/16	at Coe	L, 31-33
2/22	Nebraska	W, 32-29

Coach Ed Rule

1907-08 (10-6)

12/7	at Cedar Rapids YMCA	W, 69-39
12/14	Cedar Rapids YMCA	W, 63-12
12/20	Chicago	L, 26-35
N/A	at Upper Iowa	W, 42-25
1/8	Minnesota	L, 12-31
N/A	at Luther	W, 34-32
N/A	at Chicago	L, 12-32
N/A	Minnesota	L, 25-33
1/20	Grinnell	W, 15-13
1/30	Missouri	W, 46-16
2/14	Illinois	W, 46-36
2/15	at Coe	W, 42-28
2/22	at Grinnell	L, 11-34
2/27	Coe	W, 38-12
3/7	Nebraska	W, 39-26
3/11	at Grinnell	L, 12-26

Coach John Griffith

1908-09 (8-7, 1-5 Big Ten/8th)

1/13	Northern Iowa	W, 42-12
1/21	Coe	W, 48-10
1/28	at Chicago	L, 10-29
1/29	at Indiana	L, 12-18
1/30	at Purdue	L, 11-17
2/2	Haskell Indians	W, 32-18
2/6	Grinnell	L, 18-19
2/9	at Coe	W, 36-24
2/12	at Grinnell	L, 14-25
2/18	Minnesota	W, 37-14
2/19	at Northern Iowa	W, 49-9
2/22	at Drake	W, 36-13
2/26	at Luther	W, 34-12
2/27	at Minnesota	L, 18-23
3/1	at Wisconsin	L, 9-30

1909-10 (11-3, 2-2 Big Ten/T-5th)

1/10	at Coe	W, 32-17
1/19	at Luther	W, 19-15
1/20	at Minnesota	L, 9-20
1/22	at Northern Iowa	W, 34-11
1/29	Grinnell	W, 20-13
2/3	Minnesota	L, 18-22
2/4	at Drake	W, 26-8
2/5	at Iowa State	W, 30-27
2/11	at Grinnell	L, 13-18
2/16	Missouri	W, 20-6
2/19	at Northwestern	W, 18-11
2/27	Iowa State	W, 24-12
3/1	Drake	W, 43-7
3/5	Northwestern	W, 35-6

Coach Walter Stewart

1910-11 (9-4, 2-2 Big Ten/T-5th)

1/10	Coe	W, 51-19
1/21	Drake	W, 30-20
1/27	Northwestern	W, 17-10
2/9	at Carleton	W, 25-14
2/10	at Minnesota	L, 7-37
2/11	at Northern Iowa	W, 43-17
2/17	at Lewis Institute	L, 10-19
2/18	at Northwestern	W, 27-18
2/20	Cornell	W, 24-10
2/23	at Drake	W, 21-15
2/27	at Grinnell	L, 10-21
3/4	Minnesota	L, 15-36
3/9	at Grinnell	W, 12-10

1911-12 (6-8, 0-4 Big Ten/T-7th)

12/20	Iowa Wesleyan	W, 41-22
1/5	Wisconsin	L, 12-38
1/16	Leander Clarke	W, 23-11
1/22	Minnesota	L, 17-36
1/27	Northern Iowa	W, 28-8
2/10	Grinnell	L, 19-20
2/12	at St. Joseph	L, 9-11
2/13	at Sacred Heart	W, 14-12
2/14	at Wisconsin	L, 5-30
2/22	Cornell	W, 24-10
N/A	at Grinnell	L, 14-18
2/29	Northern Iowa	W, 21-16
3/1	at Minnesota	L, 10-29
3/2	at Carleton	L, 9-15

Coach Floyd Thomas

1912-13 (9-13, 1-5 Big Ten/8th)

12/16	Leander Clarke	W, 14-10
12/30	at Ottumwa	L, 17-41
12/31	at Highland Park	L, 4-14
1/1	at Iowa Natl. Guard	W, 25-16
1/2	at Des Moines YMCA	L, 10-15
1/3	at Simpson	L, 14-24
1/11	Northern Iowa	W, 24-20
1/16	at Northwestern	L, 12-29
1/17	at Chicago	L, 8-28
1/18	at Illinois	L, 9-35
1/24	Grinnell	L, 12-26
2/3	Coe	W, 42-12
2/5	at Cornell	W, 13-3
2/8	Iowa State	W, 27-15
2/15	Minnesota	L, 10-26
2/18	Cornell	W, 19-16
2/21	at Grinnell	L, 11-35
2/25	at Iowa State	W, 21-13
3/1	Northwestern	L, 11-19
3/6	at Northern Iowa	L, 15-21
3/7	at Minnesota	W, 12-9
3/8	at Carleton	L, 20-28

Coach Maury Kent

1913-14 (9-7, 1-5 Big Ten/8th)

12/12	Leander Clarke	W, 24-13
1/7	Northern Iowa	W, 21-20
1/14	Cornell	W, 50-13
1/17	at Chicago	L, 13-47
1/19	Minnesota	W, 16-14
1/23	Grinnell	L, 20-38
1/31	Iowa State	W, 22-15
2/11	at Northern Iowa	W, 27-14
2/12	at Minnesota	L, 13-34
2/13	at Carleton	L, 16-25
2/16	Chicago	L, 13-28
2/21	Northwestern	L, 23-35
2/24	at Iowa State	W, 21-16
2/27	at Grinnell	W, 20-18
3/3	at Cornell	W, 20-13
3/7	at Northwestern	L, 23-41



1914-15 (9-8, 2-6 Big Ten/7th)

12/14	Iowa Wesleyan	W, 46-22
1/9	Northern Iowa	W, 44-16
1/13	at Northwestern	L, 15-26
1/16	Cornell	W, 32-16
1/19	Indiana	W, 29-20
1/22	at Minnesota	L, 14-29
1/23	at Carleton	L, 19-20
1/30	Grinnell	L, 14-15
2/8	Ohio State	L, 16-17
2/13	Minnesota	L, 9-11
2/16	Iowa State	W, 27-12
2/19	at Grinnell	W, 26-20
2/22	at Ohio State	L, 15-27
2/23	at Indiana	W, 20-19
3/1	at Cornell	W, 36-22
3/4	at Iowa State	W, 23-18
3/6	Northwestern	L, 16-25

1915-16 (11-4, 2-4 Big Ten/7th)

12/21	Iowa Wesleyan	W, 55-6
1/7	Cornell	W, 30-12
1/10	Wisconsin#	L, 31-36
1/15	at Chicago	W, 19-18
1/21	at Minnesota	L, 11-26
1/25	Grinnell	W, 25-16
1/29	Drake	W, 31-24
2/7	at Cornell	W, 28-19
2/12	Chicago	W, 16-15
2/15	at Drake	W, 22-14
2/19	Iowa State	W, 26-9
2/23	Minnesota	L, 13-21
2/26	at Grinnell	W, 22-15
2/28	at Wisconsin	L, 19-38
3/4	at Iowa State	W, 22-14

1916-17 (7-9, 1-8 Big Ten/9th)

12/15	Northern Iowa	W, 33-15
12/19	Lombard	W, 39-11
1/6	at Chicago	L, 15-22
1/9	Cornell	W, 28-13
1/12	Indiana	L, 12-21
1/19	at Indiana	L, 7-12
1/20	at Purdue##	L, 17-19
1/24	at Northwestern	L, 15-24
1/27	Grinnell	W, 19-16
2/9	Chicago	W, 24-17
2/16	at Iowa State	L, 12-24
2/19	Minnesota	L, 15-39
2/23	at Grinnell	W, 17-15
2/27	Iowa State	W, 15-13
3/2	at Minnesota	L, 19-31
3/10	Northwestern	L, 15-18

1917-18 (6-8, 4-6 Big Ten/9th)

12/15	Cornell	L, 18-38
12/20	Lombard	L, 15-25
1/5	at Chicago	L, 20-46
1/8	Wisconsin	L, 22-36
1/19	at Minnesota	L, 18-33
1/21	at Wisconsin	L, 19-34
1/28	Purdue	W, 33-19
2/4	Minnesota	W, 25-21
2/9	Iowa State	W, 24-9
2/16	Indiana	L, 25-29
2/23	Chicago	W, 29-26
3/1	at Iowa State	W, 22-20
3/8	at Indiana	W, 13-11
3/9	at Purdue	L, 22-46

Coach Edwin Bannick

1918-19 (8-7, 4-7 Big Ten/T-7th)

1/8	Coe	W, 25-22
1/13	Indiana	L, 14-23
1/17	at Chicago	L, 19-31
1/18	at Northwestern	W, 29-28
1/24	at Indiana	W, 21-12
1/25	at Purdue	L, 19-32
2/1	Minnesota	L, 18-28
2/8	at Minnesota	L, 22-36
2/10	at Wisconsin	L, 19-28
2/15	Iowa State	W, 27-17
2/19	Chicago	L, 10-22
2/22	Cornell	W, 28-6
3/1	at Iowa State	W, 29-20
3/8	Northwestern	W, 28-12
3/11	Wisconsin	W, 29-27

Coach James Ashmore

1919-20 (9-10, 6-6 Big Ten/6th)

12/15	Cornell	L, 20-22
12/17	Cornell	L, 16-24
12/18	Cornell	L, 32-35
1/1	Coe	W, 39-11
1/2	Coe	L, 21-22
1/5	Wisconsin	L, 18-35
1/9	at Minnesota	L, 19-21
1/17	at Northwestern	W, 25-13
1/19	at Wisconsin	W, 21-20
1/23	Iowa State	W, 27-15
1/27	Chicago	W, 22-19
2/2	Minnesota	W, 30-5
2/7	Indiana	W, 28-20
2/10	at Chicago	L, 18-37
2/13	at Indiana	L, 19-25
2/14	at Purdue	L, 19-25
2/20	Purdue	L, 26-42
2/27	Northwestern	W, 27-23
3/6	at Iowa State	W, 26-19

1920-21 (9-9, 6-5 Big Ten/T-6th)

12/29	at Rockford	W, 33-16
12/31	at Illinois Wesleyan	L, 26-29
1/1	at Millikin	L, 22-24
1/6	Coe	W, 33-5
1/10	Cornell	W, 44-13
1/15	at Minnesota	L, 19-24
1/21	at Michigan	L, 15-19
1/22	at Chicago	L, 17-42
1/31	Chicago	W, 17-16
2/7	Minnesota	L, 14-17
2/15	Iowa State	L, 16-20
2/19	Purdue	W, 20-15
2/21	Indiana	W, 22-15
2/26	at Indiana	W, 26-17
3/5	at Purdue	L, 19-21
3/11	at Iowa State	L, 18-26
3/14	Northwestern	W, 33-17
3/28	at Northwestern	W, 20-14

1921-22 (11-7, 5-6 Big Ten/5th)

12/10	Augustana (IL)	W, 41-16
12/17	Cornell	W, 34-14
12/20	Lombard	W, 26-14
12/22	at Creighton	L, 17-19
12/23	at Creighton	W, 20-17
12/31	at Knox	W, 27-21
1/2	Upper Iowa	W, 32-15
1/7	Wisconsin	L, 15-18
1/14	at Minnesota	L, 16-24
1/21	Purdue	L, 22-36
1/28	at Purdue	L, 26-27
2/11	at Chicago	W, 27-17
2/13	at Wisconsin	W, 24-18
2/18	Ohio State	W, 31-27

2/23	Minnesota	W, 29-21
2/27	Michigan	L, 20-22
3/4	at Michigan	L, 19-25
3/6	at Ohio State	W, 34-18

Coach Sam Barry

1922-23 (13-2, 11-1 Big Ten/T-1st)

12/10	Knox	W, 21-11
12/19	Cornell	W, 36-19
1/3	Notre Dame	L, 23-24
1/6	at Chicago	W, 35-23
1/15	Michigan	W, 18-17
1/20	Ohio State	W, 46-21
1/27	Northwestern	W, 29-22
1/29	at Minnesota	W, 32-16
2/3	Chicago	W, 20-12
2/10	at Northwestern	W, 28-11
2/12	at Ohio State	W, 36-25
2/22	Indiana	W, 19-13
2/26	Minnesota	W, 29-24
3/3	at Michigan	W, 20-18
3/5	at Indiana	L, 21-23

1923-24 (7-10, 4-8 Big Ten/9th)

12/8	North Dakota	W, 22-11
12/15	Butler	W, 26-23
12/18	Cornell	W, 25-15
1/2	at Creighton	L, 13-36
1/5	Marquette	L, 20-21
1/12	Purdue	W, 36-26
1/19	at Michigan	L, 18-23
1/21	at Ohio State	L, 28-43
2/2	Chicago	L, 18-31
2/9	Ohio State	L, 24-26
2/16	at Chicago	W, 21-13
2/22	Illinois	L, 14-26
2/25	Michigan	L, 25-27
2/29	at Illinois	L, 19-38
3/3	at Purdue	W, 40-31
3/8	Wisconsin	W, 22-19
3/11	at Wisconsin	L, 26-36

1924-25 (6-10, 5-7 Big Ten/T-7th)

12/13	Wabash	L, 24-28
12/18	Butler	L, 22-26
1/1	at Marquette	W, 28-17
1/5	Minnesota	W, 27-19
1/9	Purdue	W, 35-19
1/17	Creighton	L, 20-38
1/24	at Illinois	L, 15-23
1/31	Indiana	L, 28-30
2/7	at Northwestern	W, 35-20
2/9	at Indiana	L, 21-28
2/14	at Purdue	L, 23-35
2/16	at Wisconsin	L, 15-16
2/21	at Minnesota	L, 18-20
2/27	Illinois	W, 33-25
3/3	Wisconsin	L, 23-25
3/7	Northwestern	W, 26-15

1925-26 (12-5, 8-4 Big Ten/T-1st)

12/7	St. Louis	W, 35-19
12/12	Wabash	W, 38-26
12/17	Butler	W, 26-24
12/18	at Notre Dame	L, 16-17
1/2	at Marquette	W, 19-16
1/9	at Chicago	W, 18-13
1/11	at Michigan	L, 16-22
1/16	Indiana	W, 29-22
1/23	at Ohio State	L, 21-35
1/25	at Northwestern	L, 21-27
2/1	at Indiana	L, 20-30
2/6	Minnesota	W, 21-14
2/13	Michigan	W, 24-21
2/20	Northwestern	W, 12-11
2/27	Chicago	W, 32-20
3/3	Ohio State	W, 18-17
3/13	at Minnesota	W, 17-15



1926-27 (9-8, 7-5 Big Ten/T-4th)

12/4	Saint Louis	W, 43-13
	Wabash	L, 13-28
12/20	Notre Dame	L, 18-19
1/1	at Marquette	W, 35-21
	at Chicago	W, 19-13
1/10	at Purdue	W, 39-25
1/15	Michigan	L, 22-41
1/22	at Illinois#	L, 33-40
	Butler	L, 32-47
2/5	Ohio State	W, 39-25
2/12	Illinois	W, 26-24
2/19	Purdue	W, 33-28
2/22	at Wisconsin	L, 21-24
	Chicago	W, 25-23
3/5	at Ohio State	L, 28-30
3/7	at Michigan#	L, 29-31
3/11	Wisconsin	W, 26-17

1927-28 (6-11, 3-9 Big Ten/T-7th)

	Knox	W, 30-21
12/12	Notre Dame	L, 20-23
12/19	Pittsburgh#	L, 40-44
1/1	at Marquette	W, 31-17
1/7	at Minnesota	L, 32-33
1/9	Northwestern	L, 32-37
1/13	Illinois	W, 36-30
1/21	Purdue	L, 28-46
1/30	Creighton	W, 30-26
2/6	Minnesota	W, 30-27
2/11	at Indiana	L, 33-50
2/13	at Northwestern	L, 28-49
2/20	Wisconsin	L, 21-31
2/24	at Illinois	W, 41-27
2/26	Indiana	L, 39-49
3/3	at Wisconsin	L, 17-20
3/5	at Purdue	L, 20-44

1928-29 (9-8, 5-7 Big Ten/7th)

12/8	South Dakota	W, 37-17
	Washington (MO)	W, 22-18
12/21	at Marquette	W, 38-15
12/30	at Pittsburgh	L, 39-45
1/5	Ohio State	W, 34-26
1/12	Michigan	L, 25-36
1/14	Minnesota	W, 36-23
1/17	at Northwestern	L, 27-28
1/26	Creighton	W, 28-26
	at Chicago	W, 23-21
2/9	Indiana	W, 29-27
	Chicago	W, 31-20
2/18	at Minnesota	L, 22-37
2/23	at Michigan	L, 18-25
2/25	at Ohio State	L, 23-42
3/2	Northwestern	L, 33-38
3/4	at Indiana	L, 30-35

Coach Rollie Williams

1929-30 (4-13)

12/9	Duquesne	W, 35-26
12/16	Pittsburgh	L, 21-29
12/21	at Marquette	L, 19-29
12/23	at Notre Dame	L, 19-32
1/7	South Dakota State	L, 20-30
1/11	Missouri	L, 24-25
1/18	Bradley	L, 28-35
1/24	at Drake	W, 25-18
1/25	at Nebraska	L, 26-41
1/30	Oklahoma State	W, 26-21
2/8	Creighton	W, 33-28
2/15	at Concordia (MO)	L, 32-41
2/17	at Saint Louis	L, 25-32
2/22	Drake	L, 25-26
2/25	Saint Louis	L, 24-31
3/4	Marquette	L, 21-39
3/10	at Monmouth	L, 23-29

1930-31 (5-12, 2-10 Big Ten/10th)

12/8	Saint Louis	L, 14-26
12/15	Bradley	L, 16-17
12/23	at Creighton	W, 28-22
1/5	at Drake	W, 21-20
1/10	Minnesota	L, 22-26
1/12	Purdue	W, 25-23
1/17	at Wisconsin	L, 13-24
1/19	Indiana	L, 20-28
2/2	at Minnesota	L, 14-36
2/9	at Indiana	L, 18-31
2/14	Illinois	L, 23-26
2/16	Wisconsin	W, 19-17
2/21	Northwestern	L, 30-40
2/28	at Illinois	L, 13-31
3/2	at Northwestern	L, 16-41
3/7	at Purdue	L, 19-39
3/14	Notre Dame	W, 23-17

1931-32 (5-12, 3-9 Big Ten/9th)

12/5	Bradley	L, 19-24
12/12	Carleton	L, 26-35
12/19	Nebraska	W, 34-29
1/4	at Drake	W, 24-18
1/9	at Ohio State	L, 17-20
1/11	Northwestern	L, 26-32
1/16	Ohio State	L, 23-40
1/18	at Indiana	L, 27-35
2/1	at Notre Dame	L, 18-33
2/6	Chicago	W, 43-25
2/8	at Minnesota	L, 22-24
2/13	at Northwestern	W, 30-25
2/15	at Michigan	L, 22-40
2/20	Indiana	L, 33-34
2/27	Michigan	L, 27-35
2/29	at Chicago	W, 46-28
3/5	Minnesota#	L, 22-24

1932-33 (15-5, 8-4 Big Ten/T-3rd)

Pos	Starters	Pts
F	Howard Moffitt	89
F	Guelnder Krumbholz	118
C	Howard Bastian	154
G	Ben Selzer	80
G	John Grim	69
Reserves		
F	Jack Kotlow	35
F	John Barko	39
12/3	Bradley	W, 42-29
12/9	Monmouth	W, 28-22
12/12	at Drake	W, 52-11
12/17	Carleton	W, 34-19
1/3	North Dakota State	L, 17-21
1/7	Michigan	L, 25-33
1/9	at Wisconsin	L, 19-21
1/14	at Purdue	W, 35-33
1/16	at Chicago	W, 36-32
1/30	at St. Ambrose	W, 44-24
2/3	Creighton	W, 37-30
2/6	Chicago	W, 42-12
2/11	Purdue	W, 34-30
2/13	Wisconsin	W, 31-25
2/18	at Michigan	W, 36-35
2/20	at Ohio State	L, 23-38
2/25	Ohio State	W, 37-29
2/27	Illinois	W, 30-27
3/4	at Illinois	L, 16-44
3/6	at Saint Louis	W, 52-20

1933-34 (13-6, 6-6 Big Ten/T-5th)

Pos	Starters	Pts
F	John Barko	138
F	Howard Moffitt	135
C	Howard Bastian	133
G	Ben Selzer	96
G	John Grim	65
Reserves		
C/F	Ivan Blackmer	58
G	Albert Bobby	14
G/F	Fred Schwartz	13
12/2	Millikin	W, 47-27
12/11	Iowa State	W, 30-12
12/16	Carleton	W, 44-24
1/2	South Dakota	W, 42-32
1/6	Northwestern	W, 41-28
1/8	Wisconsin	W, 32-26
1/13	at Minnesota	L, 38-39
1/15	Illinois	W, 36-14
1/27	at St. Ambrose	W, 39-18
1/30	at Drake	W, 39-18
2/3	Bradley	W, 43-25
2/5	at Indiana	L, 25-34
2/10	at Purdue	W, 38-36
2/12	at Northwestern	L, 29-35
2/17	Purdue	L, 33-45
2/19	Indiana	W, 29-26
2/24	Minnesota	W, 33-30
2/26	at Illinois	L, 31-35
3/3	at Wisconsin	L, 32-35

1934-35 (10-9, 6-6 Big Ten/6th)

Pos	Starters	Pts
F	John Berko	160
F	Sid Rosenthal	110
C	Ivan Blackmer	142
G	John Grim	92
G	Albert Bobby	73
Reserves		
F	Fred Schwartz	22
F	Glen Tangeman	20
F	Richard Moran	7
12/1	Hamline	W, 38-26
12/10	Carleton	W, 36-23
12/15	Pittsburgh	L, 26-38
12/20	at Nebraska	W, 31-24
12/29	Stanford	W, 38-28
1/1	at Iowa State	L, 33-41
1/3	at Drake	L, 25-45
1/5	Ohio State	W, 32-21
1/7	Chicago	W, 39-29
1/12	at Northwestern	W, 38-35
1/14	at Minnesota#	W, 39-33
1/19	Indiana	L, 35-40
2/2	Minnesota	L, 35-36
2/9	at Ohio State	L, 24-42
2/11	at Indiana	L, 30-34
2/16	Michigan	L, 27-29
2/23	at Chicago	L, 40-41
2/25	at Michigan	W, 37-25
3/4	Northwestern	W, 35-33

YEAR-BY-YEAR SCORES

IOWA BASKETBALL



2020 MEDIA GUIDE

1935-36 (9-10, 5-7 Big Ten/T-6th)

Pos	Starters	Pts
F	Sid Rosenthal (Sr.)	162
F	John Barko (Sr.)	72
C	Jack Drees (So.)	49
G	Joe Van Ysseldyk (So.)	76
G	Kenneth Suesens (So.)	46
Reserves		
G	Wally Gaddis (Jr.)	44
F	Fred Schwartz (Sr.)	38
C	Matt Walsh (Jr.)	36

11/30	Millikin	L, 29-33
12/10	Carleton	W, 52-27
12/14	Pittsburgh	L, 22-32
12/19	at Loyola (IL)	W, 33-26
12/21	at Western Michigan	L, 35-48
12/30	at Marquette	W, 31-27
1/4	Drake	W, 35-22
1/11	Illinois	W, 27-26
1/13	Ohio State	W, 25-23
1/18	at Wisconsin	L, 21-27
1/20	at Ohio State	L, 26-34
2/3	at Michigan#	L, 27-31
2/8	Purdue	L, 38-39
2/10	at Illinois	L, 14-36
2/15	Chicago	W, 33-20
2/17	Wisconsin	W, 32-25
2/22	Michigan	L, 25-31
2/29	at Purdue	L, 38-54
3/2	at Chicago	W, 47-39

1936-37 (11-9, 3-9 Big Ten/T-8th)

Pos	Starters	Ppg
F	Ben Stephens (So.)	8.4
F	Sam Johnson (Fr.)	5.7
C	Jack Drees (Jr.)	4.1
G	Joe Van Ysseldyk (Jr.)	4.6
G	Albert Bobby (Sr.)	2.9
Reserves		
F	Wally Gaddis (Sr.)	7.2
C	Matt Walsh (Sr.)	1.3
G	Ken Suesens (Jr.)	1.8

12/5	Bradley	W, 33-27
12/10	Carleton	W, 52-26
12/14	South Dakota	W, 44-23
12/16	Denver	W, 34-30
12/19	at Washington (MO)	W, 42-35
12/21	at Millikin	W, 37-30
1/2	at Marquette	W, 37-34
1/4	at Indiana	L, 24-28
1/9	at Northwestern	W, 33-26
1/11	Purdue	L, 31-35
1/16	at Illinois	L, 28-42
1/18	at Wisconsin	L, 23-29
2/3	North Dakota	W, 35-30
2/6	Indiana	L, 34-38
2/8	Northwestern	W, 39-29
2/13	at Purdue	L, 29-54
2/15	Minnesota	L, 37-43
2/20	Wisconsin	W, 43-35
2/22	at Minnesota	L, 25-44
2/27	Illinois	L, 29-40

1937-38 (11-9, 6-6 Big Ten/T-5th)

Pos	Starters	Ppg
F	Ben Stephens (Jr.)	10.9
F	Nile Kinnick (So.)	6.1
C	Jack Drees (Sr.)	4.8
G	Joe Van Ysseldyk (Sr.)	4.4
G	Ken Suesens (Sr.)	2.5
Reserves		
F	Sam Johnson (So.)	3.9
F	Thomas Lind (So.)	2.6
G	Fred Hohenhorst (So.)	1.2

12/9	Carleton	W, 44-20
12/13	Washington (MO)	W, 41-34
12/18	at Butler	W, 36-31
12/20	at Xavier	W, 33-28
12/21	at Toledo	L, 39-59
12/22	at Michigan State	L, 37-52
1/1	at Marquette	L, 23-36
1/8	Indiana	W, 48-39

1/10	Northwestern	L, 28-36
1/15	at Ohio State	L, 29-48
1/17	at Indiana	W, 36-32
1/31	South Dakota	W, 35-34
2/5	Ohio State	L, 43-51
2/7	at Minnesota	L, 26-28
2/12	at Chicago	W, 42-29
2/14	at Michigan	W, 38-30
2/19	Chicago	L, 35-38
2/21	at Northwestern	W, 26-25
2/26	Michigan	W, 37-25
2/28	Minnesota	L, 29-30

1938-39 (8-11, 3-9 Big Ten/10th)

Pos	Starters	Ppg
F	Ben Stephens (Sr.)	13.4
F	Angelo Anapol	4.9
C	Ken Bastian (Jr.)	3.6
G	Erwin Prasse (Jr.)	4.5
G	Thomas Lind (Jr.)	3.6
Reserves		
C	Charles Plett	3.2
F/G	Howard Irvine	2.3
C	Dick Evans (Jr.)	3.0

12/3	Carleton	L, 33-37
12/9	Monmouth	W, 37-34
12/12	Washington (MO)	W, 42-26
12/17	at Butler	L, 29-31
12/19	at DePaul	W, 34-29
12/31	Saint Louis	W, 47-37
1/7	at Wisconsin	L, 24-28
1/9	at Minnesota	L, 29-36
1/14	Purdue	W, 49-41
1/16	Chicago	W, 29-19
1/21	Michigan	L, 32-47
1/30	South Dakota	W, 35-30
2/4	at Northwestern	L, 25-27
2/6	at Illinois	L, 26-34
2/11	Indiana	L, 39-50
2/18	at Ohio State	L, 40-53
2/20	at Indiana	L, 40-45
2/27	Northwestern	W, 41-26
3/6	Minnesota	L, 43-54

1939-40 (9-12, 4-8 Big Ten/8th)

Pos	#	Starters	Ppg
F	26	Vic Siegel (So.)	9.0
F	17	Thomas Lind (Sr.)	6.5
C	12	Dick Evans (Sr.)	3.9
G	16	Erwin Prasse (Sr.)	3.6
G	24	Vincent Harsha (So.)	1.8
Reserves			
C	10	Ken Bastian (Sr.)	2.7
G	22	Rudy Soderquist (So.)	1.6
G	4	Paul Siglin (So.)	1.9
F	23	Richard Hein (So.)	2.1

12/2	at Carleton	W, 24-21
12/8	Millikin	W, 43-26
12/11	Denver	W, 44-32
12/16	at Wayne	L, 30-34
12/18	at Butler	L, 25-32
12/30	at Marquette#	L, 43-49
1/1	at Toledo	L, 30-54
1/6	Minnesota	L, 34-42
1/8	at Indiana	L, 30-45
1/13	at Michigan	L, 38-47
1/15	at Chicago	W, 41-27
1/29	South Dakota State	W, 24-23
2/5	DePaul	W, 35-25
2/10	Wisconsin	W, 37-35
2/12	Ohio State	W, 43-33
2/17	at Minnesota	L, 29-34
2/19	Indiana	L, 42-46
2/24	at Northwestern	L, 29-39
2/26	at Purdue	L, 29-50
3/2	Illinois	W, 62-47
3/4	Northwestern	L, 34-43

1940-41 (12-8, 4-8 Big Ten/8th)

Pos	Starters	Ppg
F	Vic Siegel (Jr.)	9.7
F	Tom Chapman (So.)	6.3
C	Milton Kuhl (Jr.)	9.2
G	Rudy Soderquist (Jr.)	5.6
G	Bill Wheeler (Jr.)	2.7
Reserves		
F	Ben Trickey (So.)	3.1
G	Paul Siglin (Jr.)	2.3
F	Wendell Hill (Jr.)	2.2
F	Richard Hein (Jr.)	1.4

12/7	Monmouth	W, 75-35
12/13	Wabash	W, 42-22
12/16	Indiana State	W, 39-37
12/21	at Detroit	W, 37-35
12/23	at Michigan State	W, 40-34
1/3	DePaul	W, 45-35
1/6	at North Dakota	W, 43-23
1/11	at Wisconsin	L, 35-49
1/13	at Minnesota	W, 41-34
1/20	Northwestern	W, 52-41
2/1	Millikin	W, 46-27
2/3	Chicago	W, 58-36
2/8	at Ohio State	L, 44-49
2/10	at Indiana	L, 40-50
2/15	Michigan	L, 29-40
2/17	at Illinois	L, 53-56
2/22	Indiana	L, 36-47
2/24	Purdue##	L, 49-52
3/1	at Northwestern	L, 36-45
3/3	Minnesota	W, 46-39

1941-42 (12-8, 10-5 Big Ten/T-2nd)

Pos	#	Starters	Ppg
F	16	Tom Chapman (Jr.)	12.3
F	7	Wendell Hill (Sr.)	3.9
C	11	Milton Kuhl (Sr.)	8.1
G	22	Rudy Soderquist (Sr.)	6.0
G	26	Vic Siegel (Sr.)	7.6
Reserves			
F	27	Ben Trickey (Jr.)	6.2
F	23	Richard Hein (Sr.)	1.2
G	24	Vincent Harsha (Sr.)	1.3
C	15	Bruce Fountain (Sr.)	0.8

12/13	Washington (MO)	W, 52-31
12/20	at Butler	L, 35-41
12/22	at Western Michigan	W, 49-48
12/30	Nebraska	L, 34-41
1/3	at Michigan	W, 40-34
1/5	at Chicago	W, 53-39
1/10	Wisconsin	W, 49-45
1/12	Minnesota	L, 39-41
1/17	at Ohio State	L, 52-54
1/19	at Illinois	L, 35-42
1/29	Kansas	L, 51-53
2/2	Chicago	W, 64-40
2/7	at Purdue	L, 44-45
2/9	Ohio State	W, 52-44
2/14	at Northwestern	W, 46-44
2/21	Michigan	W, 59-38
2/23	Indiana	W, 55-52
2/28	Purdue	W, 42-36
3/2	Illinois	W, 46-32
3/7	at Wisconsin	L, 45-62



Coach Pops Harrison

1942-43 (7-10, 3-9 Big Ten/9th)

Pos	Starters	Ppg
F	Ben Trickey (Sr.)	13.5
F	Tom Chapman (Sr.)	16.8
C	James O'Brien (Sr.)	7.1
G	Robert Lundstedt (So.)	4.8
G	Theron Thomsen (So.)	5.5
G	Gene Nesmith (So.)	3.1
Reserves		
F/G	Sam Vacanti (So.)	2.8
G	James Humphrey (So.)	0.4

12/10	South Dakota State	W, 52-46
12/14	Carleton	W, 46-43
12/19	at Nebraska	L, 43-52
1/2	Ripon	W, 69-38
1/9	Minnesota	L, 45-46
1/11	Minnesota	W, 48-41
1/16	at Illinois	L, 41-61
1/18	at Illinois	L, 34-66
1/23	Indiana	L, 55-71
1/25	Indiana	L, 43-64
2/6	Knox	W, 62-45
2/13	at Northwestern	L, 33-52
2/15	at Northwestern	L, 50-52
2/20	at Purdue	L, 35-49
2/22	at Chicago	W, 62-34
2/27	Ohio State	W, 43-41
3/1	Ohio State	L, 46-53

1943-44 (14-4, 9-3 Big Ten/T-2nd)

Pos	Starters	Ppg
F	Dick Ives (Fr.)	18.1
F	David Danner (Fr.)	14.4
C	Lloyd Herwig (Sr.)	5.9
G	Ned Postels (So.)	5.6
G	Jack Spencer (Fr.)	3.4
Reserves		
G	Jimmie Grafton (Fr.)	3.1
G	Donald Walter (Fr.)	1.8
G	Glen Kremer (Fr.)	1.0

12/10	Nebraska	W, 50-33
12/15	Western Illinois	W, 82-34
12/18	Monmouth	W, 54-29
1/1	Denver	W, 63-20
1/7	at Minnesota	W, 37-34
1/8	at Minnesota	W, 37-29
1/15	Augustana	W, 56-30
1/21	Illinois	W, 56-51
1/22	Illinois	W, 53-44
1/28	at Indiana	W, 43-42
1/29	at Indiana	W, 52-40
2/5	Chicago	W, 103-31
2/11	at Ohio State	L, 49-63
2/12	at Ohio State	L, 42-56
2/18	Purdue	W, 46-43
2/26	at Notre Dame	L, 42-66
3/3	Northwestern	W, 45-39
3/4	Northwestern	L, 41-42

1944-45 (17-1, 11-1 Big Ten/1st)

Pos	#	Starters	Ppg
F	4	Ned Postels (Jr.)	6.2
F	7	Dick Ives (So.)	12.0
C	11	Clayton Wilkinson (So.)	11.5
G	28	Herbert Wilkinson (So.)	9.6
G	20	Jack Spencer (So.)	6.1
Reserves			
F	3	Murray Wier (Fr.)	7.8
C	27	Dick Culberson (Jr.)	2.3
G	4	Bob Schulz (Fr.)	1.6

12/9	Western Illinois	W, 101-23
12/11	South Dakota State	W, 87-37
12/16	at Nebraska	W, 61-45
12/19	Denver	W, 60-41
12/23	Notre Dame	W, 63-46
12/30	Michigan State	W, 66-29
1/6	Minnesota	W, 41-34
1/13	Purdue	W, 61-34
1/19	at Michigan	W, 29-27
1/22	Indiana	W, 56-51
1/26	at Illinois	L, 42-43
2/3	Michigan	W, 50-37
2/10	at Indiana	W, 45-40
2/12	at Purdue	W, 48-43
2/19	Wisconsin	W, 54-53
2/24	at Wisconsin	W, 68-38
2/26	at Minnesota	W, 55-48
3/3	Illinois	W, 43-37

1945-46 (14-4, 8-4 Big Ten/T-3rd)

Pos	#	Starters	Ppg
F	3	Murray Wier (So.)	8.4
F	7	Dick Ives (Jr.)	10.3
C	11	Clayton Wilkinson (Jr.)	6.1
G	12	Ned Postels (Sr.)	4.2
G	28	Herbert Wilkinson (Jr.)	8.3
Reserves			
C	15	Noble Jorgensen (Jr.)	6.2
F	4	Dave Danner (Jr.)	6.5
G	5	Tony Guzowski (Fr.)	2.2

12/1	Augustana	W, 87-25
12/3	South Dakota	W, 91-26
12/8	Denver	W, 67-40
12/11	South Dakota State	W, 71-33
12/17	Nebraska	W, 61-35
12/22	Illinois	W, 41-39
1/1	Saint Louis	W, 51-40
1/7	Wisconsin	W, 57-50
1/12	at Indiana	L, 39-45
1/19	at Purdue	W, 49-43
1/21	at Chicago	W, 58-32
1/28	Minnesota#	W, 63-61
2/2	Chicago	W, 68-36
2/9	Purdue	W, 43-41
2/16	at Wisconsin	W, 44-39
2/23	at Illinois	L, 51-57
2/25	Indiana	L, 46-49
3/2	at Minnesota	L, 47-58

1946-47 (12-7, 5-7 Big Ten/T-6th)

Pos	#	Starters	Ppg
F	3	Murray Wier (Jr.)	15.1
F	7	Dick Ives (Sr.)	6.2
C	15	Noble Jorgensen (Sr.)	9.4
G	28	Herbert Wilkinson (Sr.)	9.3
G	20	Jack Spencer (Jr.)	3.6
Reserves			
G/F	11	Clayton Wilkinson (Sr.)	5.3
G	19	Floyd Magnusson (So.)	3.3
F	10	Dave Danner (Sr.)	2.5

12/2	South Dakota State	W, 73-32
12/7	Kansas State	W, 54-41
12/12	Detroit	W, 67-51
12/16	South Dakota	W, 53-25
12/19	St. Mary's (CA)	W, 44-41
12/23	Montana State	W, 76-49
12/31	TCU	W, 61-37
1/4	Wisconsin	L, 62-63
1/11	Ohio State	W, 61-35

1/13	Minnesota	W, 77-64
1/18	at Indiana	L, 48-50
1/20	at Purdue	L, 46-52
1/25	at Northwestern	L, 40-59
2/3	at Wisconsin	L, 53-60
2/8	at Illinois	L, 36-45
2/15	Michigan	W, 55-46
2/17	at Minnesota	L, 55-59
2/22	Indiana	W, 68-46
3/1	Purdue	W, 51-48

1947-48 (15-4, 8-4 Big Ten/2nd)

Pos	#	Starters	Ppg
F	17	Murray Wier (Sr.)	21.0
F	5	Floyd Magnusson (Jr.)	3.9
C	22	Leonard Metcalfe (Sr.)	10.6
G	7	Jack Spencer (Sr.)	4.3
G	23	Bob Schulz (So.)	4.7
Reserves			
F	26	Bob Vollers (So.)	4.1
C	11	Roger Finley (So.)	2.6
F	4	Charlie Mason (Jr.)	3.4

12/1	Carleton	W, 82-43
12/6	South Dakota	W, 66-30
12/13	North Dakota	W, 58-47
12/20	at Washington (MO)	W, 44-41
12/31	Harvard	W, 61-41
1/3	Princeton	W, 52-40
1/5	at Ohio State	W, 49-41
1/10	Purdue	W, 60-49
1/12	at Wisconsin	L, 51-60
1/17	Indiana	W, 61-52
1/19	at Minnesota	L, 56-72
1/31	Regis	W, 76-48
2/2	Northwestern#	W, 57-54
2/7	at Purdue	W, 41-33
2/9	Illinois	W, 70-61
2/14	at Indiana	L, 47-49
2/21	Wisconsin	W, 62-40
2/28	Minnesota	W, 54-50
3/1	at Michigan	L, 35-51

1948-49 (10-10, 3-9 Big Ten/8th)

Pos	#	Starters	Ppg
F	4	Charlie Mason (Sr.)	7.8
F		Al Weiss (So.)	8.5
C		Franklin Calsbeek (So.)	6.0
G		Tony Guzowski (Sr.)	7.1
G		Bob Schulz (Jr.)	5.0
Reserves			
F/G		Stan Straatsma (Sr.)	3.9
C/F		Don Hays (Jr.)	3.9
F	26	Bob Vollers (Jr.)	4.1

Date	AP Rank UI/Opp	Opponent	Result
12/1		Omaha	W, 64-44
12/4		Colorado College	W, 77-44
12/11		Creighton	W, 77-38
12/13		Ithaca	W, 78-26
12/18		at Michigan State	L, 43-49
12/22		Texas Christian#	W, 47-46
12/30		St. Mary's (CA)	W, 46-43
1/3		Western Reserve	W, 61-54
1/8		Purdue	L, 53-73
1/10		at Indiana	L, 39-50
1/15		Ohio State	W, 53-49
1/17		Minnesota	L, 45-61
1/22		at Northwestern	L, 44-65
2/7		at Purdue	L, 46-54
2/12	--/7	at Minnesota	L, 49-54
2/19		Wisconsin	W, 61-60
2/21	--/4	at Illinois	L, 49-80
2/26		Indiana	L, 60-76
2/28		at Wisconsin	L, 47-70
3/5		Michigan	W, 63-62



Coaches Pops Harrison/Bucky O'Connor

1949-50 (15-7, 6-6 Big Ten/5th)

Pos	#	Starters	Ppg
F		Bob Vollers (Sr.)	11.6
F		Franklin Calsbeek (Sr.)	15.1
C	27	Charles Darling (So.)	9.2
G	23	Bob Clifton (So.)	8.5
G		Bob Schulz (Sr.)	4.6
Reserves			
F	19	Everett Cochrane (So.)	6.7
F		Dick Riecks (Jr.)	4.0
G		Herald Greene (So.)	3.9

Date	AP Rank UI/Opp	Opponent	Result
12/1		Colorado College	W, 76-54
12/5		Michigan State	W, 73-53
12/10		at Lawrence Tech	L, 49-54
12/17		at Western Reserve	W, 97-57
12/19		at Notre Dame	W, 64-62
12/23		Carnegie Tech	W, 73-42
12/28		Oregon	W, 81-54
12/30		at Oregon#	W, 70-69
1/2		Utah State	W, 62-58
1/7		at Michigan	L, 46-66
1/14	--/4	Indiana	W, 65-54
1/16		at Purdue	L, 55-64
1/21		Northwestern	W, 61-56
1/23	--/13	at Ohio State	L, 54-68
2/4		Purdue	W, 66-60
2/11		Illinois	W, 70-65
2/13		Wisconsin#	L, 62-66
2/18		at Wisconsin	L, 44-53
2/20		at Minnesota	W, 64-62
2/25	--/17	at Indiana	W, 59-53
3/4		Creighton	W, 70-46
3/6		Minnesota	L, 49-64

Coach Rollie Williams

1950-51 (15-7, 9-5 Big Ten/3rd)

Pos	#	Starters	Ppg
F		Franklin Calsbeek (Sr.)	15.4
F	25	Herb Thompson (So.)	5.9
C	27	Charles Darling (Jr.)	16.3
G	23	Bob Clifton (Jr.)	9.0
G	19	Everett Cochrane (Jr.)	7.6
Reserves			
G		Herald Greene (Jr.)	4.6
G		Fred Ruck (Jr.)	3.6
F/G		Bob Diehl (So.)	2.2

Date	AP Rank UI/Opp	Opponent	Result
12/4		DePauw	W, 74-67
12/9		at Western Michigan	L, 49-58
12/11		at Butler	L, 51-54
12/18	--/14	Notre Dame	W, 63-60
12/23	--/9	UCLA	W, 80-63
12/28		at Loyola (IL)	W, 61-56
12/30		at Pittsburgh	W, 73-66
1/6		at Purdue	W, 73-63
1/8		Illinois	L, 69-72
1/13		at Northwestern	L, 70-73
1/15		Michigan State	W, 46-42
1/20	--/14	at Illinois	L, 53-69
1/22		at Minnesota	W, 69-47
2/2		Missouri	W, 63-53
2/5		Northwestern	W, 73-55
2/10		Ohio State	W, 83-71
2/12	--/6	Indiana	L, 54-63
2/17		at Wisconsin	W, 73-60
2/24		Michigan	W, 70-48
2/26	--/7	at Indiana	L, 53-63
3/3		at Michigan State	W, 65-52
3/5		at Michigan	W, 65-55

Coach Bucky O'Connor

1951-52 (19-3, 11-3 Big Ten/2nd)

Pos	#	Starters	Ppg
F	7	McKinley Davis (Fr.)	8.0
F	25	Herb Thompson (Jr.)	8.5
C	27	Chuck Darling (Sr.)	25.5
G	23	Bob Clifton (Sr.)	11.8
G	16	Herald Greene (Sr.)	5.5
Reserves			
F	19	Everett Cochrane (Sr.)	6.4
F	32	Chuck Jarnagin (So.)	2.1
G	35	Ken Buckles (So.)	1.8

Date	AP Rank UI/Opp	Opponent	Result
12/1		Western Michigan	W, 72-68
12/8		DePauw	W, 69-53
12/15		at Missouri	W, 48-43
12/17		at Washington (MO)	W, 60-53
12/20		Oklahoma	W, 59-46
12/27		at California	W, 69-64
12/28		at Oregon	W, 86-72
1/5	12/20	at Michigan State	W, 61-60
1/7	10/--	at Michigan	W, 54-46
1/12	10/4	Indiana	W, 78-59
1/14	4/--	Northwestern	W, 78-64
1/19	4/--	Minnesota	W, 76-59
1/21	4/20	at Indiana	L, 69-82
2/4	8/--	Butler	W, 58-57
2/9	9/3	Illinois	W, 73-68
2/11	5/--	Michigan	W, 82-59
2/16	5/--	at Purdue	W, 90-67
2/18	4/--	at Ohio State	W, 75-62
2/23	4/5	at Illinois	L, 62-78
2/25	7/--	Michigan State	W, 64-52
3/1	7/--	at Northwestern	W, 77-68
3/3	7/--	Wisconsin	L, 75-78

1952-53 (12-10, 9-9 Big Ten/6th)

Pos	#	Starters	Ppg
F	16	McKinley Davis (So.)	14.9
F	25	Herb Thompson (Sr.)	13.5
C	20	Bob Miller (So.)	8.2
G	32	Chuck Jarnagin (Jr.)	10.1
G	35	Ken Buckles (Jr.)	10.5
Reserves			
C	19	Gene Hettrick (Jr.)	6.6
G	18	Bob Mau (Sr.)	4.3
F	36	Jerry Ridley (So.)	2.1

Date	AP Rank UI/Opp	Opponent	Result
12/1		Butler	W, 62-52
12/6		at Oklahoma	L, 62-63
12/13		Michigan	W, 85-77
12/15		at Wisconsin	L, 70-75
12/22	--/15	Indiana	L, 72-91
12/26		at Oregon	W, 86-57
12/27		California	W, 69-60
12/29		Wisconsin	W, 83-66
1/10		at Michigan State	L, 61-68
1/12		at Michigan	L, 61-66
1/17		at Minnesota	L, 58-65
1/19		Northwestern	W, 69-68
1/24		at Purdue	L, 58-69
2/9		at Michigan State	L, 48-60
2/14	--/5	at Illinois	L, 63-80
2/16		at Ohio State	W, 71-68
2/21	--/5	Illinois	W, 67-62
2/23		Ohio State	W, 90-75
2/28		at Northwestern	W, 93-78
3/2		Minnesota#	W, 81-79
3/7		Purdue	W, 65-56
3/9	--/1	at Indiana	L, 61-68

1953-54 (17-5, 11-3 Big Ten/2nd)

Pos	#	Starters	Ppg
F	21	Carl Cain (So.)	12.9
F	16	McKinley Davis (Jr.)	8.5
C	31	Bill Logan (So.)	14.3
G	22	Bill Seaberg (So.)	8.2
G	46	Sharm Scheuerman (So.)	6.8
Reserves			
C/F	33	Bill Schoof (So.)	6.7
F/G	23	Roy Johnson (So.)	5.7
G	32	Chuck Jarnagin (Sr.)	5.1

Date	AP Rank UI/Opp	Opponent	Result
12/5		Washington (MO)	W, 51-45
12/12		at Nebraska	L, 70-81
12/15		Colorado State	W, 72-55
12/18		USC	W, 66-57
12/21		Colorado	W, 78-72
12/30	--/14	at UCLA	W, 65-50
12/31		at USC	L, 60-70
1/4		Michigan State	W, 73-63
1/9		Wisconsin	W, 71-54
1/11		Michigan	W, 93-78
1/16	--/10	Minnesota	L, 55-59
1/18	--/20	at Illinois	W, 79-70
1/23		at Purdue	W, 70-62
1/25		Northwestern	W, 65-52
2/6		Missouri	W, 73-53
2/8		at Michigan	W, 86-68
2/13	--/12	at Minnesota#	W, 86-82
2/15	10/--	at Ohio State	L, 69-77
2/20	10/--	Illinois	L, 51-74
2/22	20/3	at Indiana	W, 82-64
2/27	20/--	at Michigan State	W, 60-48
3/1	16/--	Ohio State	W, 84-71

1954-55 (19-7, 11-3 Big Ten/1st)

Pos	#	Starters	Ppg
F	21	Carl Cain (Jr.)	13.4
F	16	McKinley Davis (Sr.)	10.9
C	31	Bill Logan (Jr.)	15.3
G	22	Bill Seaberg (Jr.)	13.4
G	46	Sharm Scheuerman (Jr.)	8.2
Reserves			
F	33	Bill Schoof (Jr.)	6.2
F/C	35	Bob George (Jr.)	4.0
G	23	Roy Johnson (Jr.)	3.3

Date	AP Rank UI/Opp	Opponent	Result
12/1		Washington (MO)	W, 80-61
12/4		at Loyola (IL)	W, 89-79
12/6	4/--	at Nebraska	W, 84-61
12/11	4/--	at Missouri	L, 94-97
12/13	13/--	St. Mary's (CA)	W, 68-49
12/17	13/--	at Pennsylvania	L, 75-87
12/18	18/--	at Princeton	W, 71-52
12/30	19/--	Stanford	W, 73-46
1/3	14/--	at Wisconsin	W, 86-69
1/8	14/13	Minnesota	L, 80-81
1/10	19/--	Michigan State	W, 94-81
1/17	19/7	Illinois	W, 92-80
1/22	19/--	at Northwestern	L, 73-93
1/24	19/--	at Ohio State	W, 79-66
2/5		Purdue	W, 76-67
2/12	15/--	Indiana	W, 90-75
2/14	15/--	Ohio State	W, 79-68
2/19	15/--	at Michigan State	W, 78-69
2/21	16/13	at Illinois	W, 89-70
2/26	16/--	Michigan	W, 96-84
2/28	12/6	at Minnesota	W, 72-70
3/7	12/--	at Michigan	L, 58-74

NCAA Tourney (Mideast)

3/11	12/--	vs. Penn State	W, 82-53
3/12	12/4	vs. Marquette	W, 86-81
3/18	12/3	vs. La Salle	L, 73-76
3/19	12/--	vs. Colorado	L, 54-75



1955-56 (20-6, 13-1 Big Ten/1st)

Pos	#	Starters	Ppg
F	21	Carl Cain (Sr.)	15.8
F	33	Bill Schoof (Sr.)	10.8
C	31	Bill Logan (Sr.)	17.7
G	22	Bill Seaberg (Sr.)	13.9
G	46	Sharm Scheuerman (Sr.)	10.1
Reserves			
F/C	35	Bob George (Sr.)	3.8
G	24	Augie Martel (Jr.)	2.2
F	42	Tom Payne (So.)	3.0

Date	AP Rank UI/Opp	Opponent	Result
12/3		Nebraska	W, 60-51
12/9	4/--	SMU	W, 80-62
12/12	4/--	at Colorado	L, 57-60
12/17	4/--	Loyola Marymount	W, 84-61
12/27	6/--	at Washington	L, 71-76
12/29	6/--	at Stanford	L, 52-54
12/30	6/--	at California	L, 45-70
1/7	--/20	Michigan State	L, 64-65
1/9	--/7	at Ohio State	W, 88-73
1/14	--/--	Minnesota	W, 84-62
1/21	20/--	at Michigan	W, 78-67
1/23	13/--	at Purdue	W, 67-63
2/4	19/--	Wichita State	W, 98-86
2/6	17/--	at Wisconsin	W, 78-74
2/11	17/--	at Northwestern	W, 70-65
2/13	15/--	Purdue	W, 88-75
2/18	15/--	Wisconsin	W, 80-66
2/20	13/--	at Indiana	W, 87-83
2/25	13/--	at Minnesota#	W, 83-73
2/27	10/--	Northwestern	W, 86-68
3/3	10/2	Illinois	W, 96-72
3/5	5/--	Indiana	W, 84-73

NCAA Tourney (Mideast)

3/16	5/--	Morehead State	W, 97-83
3/17	5/9	Kentucky	W, 89-77
3/22	5/13	vs. Temple	W, 83-76
3/23	5/1	vs. San Francisco	L, 71-83

1956-57 (8-14, 4-10 Big Ten/8th)

Pos	#	Starters	Ppg
F	57	Dave Gunther (So.)	12.3
F	41	George Seaberg (So.)	5.3
C	26	Peer Heeg (So.)	5.3
G	32	Clarence Wordlaw (So.)	11.6
G	36	Jim McConnell (Jr.)	9.0
Reserves			
G	24	Augie Martel (Sr.)	9.5
C/F	42	Tom Payne (Jr.)	12.3
C	20	Americus John-Lewis (So.)	5.3

Date	AP Rank UI/Opp	Opponent	Result
12/3		at Nebraska	L, 43-67
12/8		Denver	W, 58-57
12/17		Loyola (LA)	W, 80-65
12/22	--/14	Kansas State	W, 85-83

Dixie Classic

12/27		vs. NC State (n)	L, 70-84
12/28		vs. DePaul (n) #	L, 72-73
12/29	--/4	vs. West Virginia (n)	W, 79-76

1/5		Ohio State	L, 60-72
1/7	--/5	at Illinois	L, 70-81
1/12	--/19	Minnesota	W, 89-66
1/19		at Wisconsin	W, 70-47
1/21		at Northwestern	L, 63-70
2/2		Indiana	L, 66-82
2/4		at Washington (MO)	L, 54-62
2/9	--/17	Purdue	W, 74-67
2/16		at Michigan State	L, 67-77
2/18	--/11	at Indiana	L, 76-90
2/23		Northwestern	W, 74-66
2/25		at Minnesota	L, 81-102
3/2		Michigan	L, 79-83
3/4		at Purdue	L, 63-72
3/9		Wisconsin	L, 59-60

1957-58 (13-9, 7-7 Big Ten/6th)

Pos	#	Starters	Ppg
F	25	Dave Gunther (Jr.)	19.8
F	45	Nolden Gentry (So.)	9.5
C	3	Frank Mundt (So.)	4.4
G	32	Clarence Wordlaw (Jr.)	12.5
G	30	Bob Washington (So.)	6.5
Reserves			
C	43	Larry Swift (So.)	11.8
G	44	Earl Nau (So.)	5.6
G	4	Mike Heitman (So.)	4.8

Date	AP Rank UI/Opp	Opponent	Result
12/3		SMU	W, 66-60
12/7		Arizona	W, 80-63
12/14	--/5	at Kansas State	L, 69-86
12/16		at Wichita State	L, 78-81
12/21	--/17	Oregon State#	W, 77-67

Queen City Tournament

12/28		vs. Cornell - NY (n)	W, 73-68
12/30		vs. Syracuse (n)	W, 58-52

1/4		Michigan	L, 65-73
1/6	--/17	at Illinois	W, 70-68
1/13		Northwestern#	L, 80-82
1/18		Indiana	W, 79-75
1/20		at Ohio State	L, 64-70
1/25		at Minnesota	W, 73-71
2/1		Ohio State	W, 66-64
2/8		Miami (OH)	W, 82-77
2/10	--/19	at Michigan State	L, 84-90
2/17		Wisconsin	W, 74-61
2/22		Illinois	W, 83-79
2/24		at Northwestern	W, 86-78
3/1	--/15	Michigan State	L, 65-83
3/3		at Purdue	L, 59-65
3/8		at Michigan	L, 92-95

Coach Sharm Scheuerman

1958-59 (10-12, 7-7 Big Ten/T-5th)

Pos	#	Starters	Ppg
F	25	Dave Gunther (Sr.)	21.9
F	32	Clarence Wordlaw (Sr.)	14.5
C	45	Nolden Gentry (Jr.)	11.8
G	4	Mike Heitman (Jr.)	7.5
G	30	Bob Washington (Jr.)	5.9
Reserves			
G	53	Ron Zagar (So.)	6.2
C	3	Frank Mundt (Jr.)	3.5
G	34	Bob Carpenter (So.)	3.1

Date	AP Rank UI/Opp	Opponent	Result
12/1		Colorado	W, 67-46
12/6		at SMU	L, 55-65
12/8		at Oklahoma	L, 57-80
12/13		Texas Tech	W, 75-73
12/19	--/15	at California	L, 52-71
12/20		Washington	L, 68-81

Far West Classic

12/27		vs. Wyoming (n)	W, 82-74
12/29		vs. Oregon State (n)	L, 71-72

1/3	--/6	at Northwestern	L, 77-80
1/5	--/5	Michigan State	W, 80-68
1/12		at Illinois	L, 97-103
1/17	--/19	at Indiana	W, 88-78
1/24	--/18	Northwestern	L, 96-99
1/26		at Ohio State	L, 72-86
1/31		Michigan	W, 78-74
2/7		Minnesota	W, 69-65
2/14		at Wisconsin	W, 94-84
2/16		at Michigan	L, 86-90
2/21		Ohio State	W, 91-79
2/23		Purdue	W, 66-62
2/28		Illinois	L, 70-72
3/7	--/6	at Michigan State	L, 74-84

1959-60 (14-10, 6-8 Big Ten/T-6th)

Pos	#	Starters	Ppg
F	45	Nolden Gentry (Sr.)	9.7
F	50	Pete Schebler (Sr.)	6.6
C	15	Don Nelson (So.)	15.8
G	4	Mike Heitman (Sr.)	10.3
G	53	Ron Zagar (Jr.)	10.2
Reserves			
F	52	Dennis Runge (Jr.)	2.8
F		Mike Woods (So.)	5.2
G	5	Dave Maher (So.)	4.6

Date	AP Rank UI/Opp	Opponent	Result
12/1		at Evansville	W, 86-84
12/5		SMU	W, 89-58
12/7		North Dakota	W, 79-43
12/12		at Texas Tech	W, 76-66
12/14		at Colorado	L, 68-76
12/19	19/--	Oklahoma	W, 62-49
12/22	19/--	Loyola (LA)	W, 68-60

Holiday Festival

12/26	19/--	vs. St. John's (n)	W, 91-84
12/28	14/12	at NYU	W, 80-75
12/30	14/1	vs. Cincinnati (n)	L, 83-96

1/2	14/--	at Minnesota	L, 61-70
1/4		at Wisconsin	W, 71-64
1/9		Northwestern	W, 73-59
1/11		Michigan State	W, 92-79
1/16		Purdue	W, 63-54
1/23	15/--	at Michigan State	L, 80-90
1/25		Minnesota	L, 72-87
2/8		at Indiana	L, 74-87
2/13	--/4	at Ohio State	L, 47-75
2/15		Wisconsin	L, 58-63
2/20		Indiana	L, 64-79
2/22		at Purdue	W, 78-68
2/27		at Illinois	L, 70-85
3/5		at Michigan	W, 68-53

1960-61 (18-6, 10-4 Big Ten/T-2nd)

Pos	#	Starters	Ppg
F	52	Dennis Runge (Sr.)	5.0
F	11	Matt Szykowny (So.)	9.9
C	15	Don Nelson (Jr.)	23.7
G	42	Joel Novak (Jr.)	2.4
G	44	Joe Reddington (So.)	4.6
Reserves			
F	45	Dick Shaw (So.)	2.6
F	43	Gary Lorenz (Jr.)	1.3
G	30	Tom Purcell (So.)	0.4

Date	AP Rank UI/Opp	Opponent	Result
12/1		South Dakota State	W, 77-75
12/3		at Evansville	W, 83-71
12/10		Saint Louis	L, 55-61
12/12		Creighton	W, 89-71
12/17		Wyoming	W, 78-67
12/19		Arizona	W, 105-64

Los Angeles Classic

12/28		vs. California (n) #####	W, 83-80
12/29		at USC	W, 70-62
12/30	--/16	at UCLA	W, 71-65

1/7	7/--	Minnesota	W, 71-46
1/9	6/--	at Wisconsin	W, 76-68
1/14	6/--	Michigan State	W, 86-72
1/16	4/--	Illinois	W, 78-71
1/21	4/--	at Purdue	L, 41-47
2/4	6/--	at Cincinnati	L, 60-77
2/11	9/--	at Indiana	W, 74-67
2/13	9/--	Wisconsin	W, 63-61
2/18	9/1	Ohio State	L, 61-62
2/20	5/--	at Michigan	W, 50-46
2/25	5/--	at Minnesota	W, 61-43
2/27	6/--	Purdue	W, 73-62
3/4	6/--	Indiana	L, 69-78
3/6	6/--	at Michigan State	L, 64-74
3/11	6/--	at Northwestern	W, 63-62

YEAR-BY-YEAR SCORES

IOWA BASKETBALL



2020 MEDIA GUIDE

1961-62 (13-11, 7-7 Big Ten/T-4th)

Pos	#	Starters	Ppg
F	5	Andy Hankins (So.)	10.3
F	20	Jerry Messick (So.)	6.1
C	15	Don Nelson (Sr.)	23.8
G	42	Joel Novak (Sr.)	4.4
G	44	Joe Reddington (Jr.)	8.6
Reserves			
F/G	11	Matt Szykowny (Jr.)	7.5
F/C	34	Doug Mehlhaus (So.)	5.1
F/G	23	Dave Roach (So.)	3.8

Date	AP Rank UI/Opp	Opponent	Result
12/2		at Evansville	L, 59-65
12/9		Miami (OH)	W, 75-55
12/11		South Dakota State	W, 69-52
12/16		at Saint Louis	L, 61-79
12/18		Los Angeles State	W, 82-72
12/21		Nevada	W, 88-46

Quaker City Tournament

12/26		vs. Penn State (n)	W, 67-48
12/28		at Pennsylvania	W, 72-64
12/30		vs. Villanova (n)	L, 56-69

1/6		at Wisconsin	L, 79-91
1/8		Northwestern	W, 74-69
1/13		Minnesota	W, 65-63
1/15		at Michigan	L, 55-56
1/20		at Northwestern	W, 72-60
2/3		Creighton	L, 67-68
2/5	--/1	at Ohio State	L, 63-89
2/10		Illinois	L, 81-91
2/12		at Purdue	L, 75-82
2/17		at Indiana	L, 69-72
2/19		Michigan State	W, 59-51
2/24		Michigan	W, 68-63
2/26	--/1	Ohio State	L, 62-72
3/3		at Illinois	W, 88-78
3/10		Wisconsin	W, 81-64

1962-63 (9-15, 5-9 Big Ten/8th)

Pos	#	Starters	Ppg
F	23	Dave Roach (Jr.)	12.0
F	42	Fred Riddle (Fr.)	3.9
C	20	Jerry Messick (Jr.)	9.9
G	44	Joe Reddington (Sr.)	8.8
G	15	Jimmy Rodgers (So.)	11.2
Reserves			
G	25	Andy Hankins (Jr.)	8.5
F	51	Mike Denoma (So.)	3.5
F/C	34	Doug Mehlhaus (Jr.)	3.8

Date	AP Rank UI/Opp	Opponent	Result
12/1		at Evansville	W, 62-57
12/10		at St. Louis	L, 58-65
12/15		Ohio University	L, 54-62
12/17		Clemson	W, 74-64

Kentucky Invitational

12/21	--/9	at Kentucky	L, 69-94
12/22		vs. Oregon State (n)	L, 55-61

Far West Classic

12/26		vs. Arizona (n)	W, 57-56
12/27		vs. Oregon (n)	W, 62-48
12/29		vs. Oregon State (n)	L, 57-64

1/5	--/3	Illinois	L, 76-85
1/7		Michigan	L, 67-88
1/12		at Minnesota	L, 58-83
1/14		Wisconsin	W, 65-56
1/19	--/8	Ohio State	W, 81-74
1/21		at Michigan State	W, 60-59
2/2	--/2	at Loyola (IL)	L, 68-86
2/9		at Northwestern#	W, 66-65
2/16		Purdue	W, 73-64
2/18		Indiana	L, 71-72
2/23	--/5	at Ohio State	L, 70-83

2/25		at Michigan	L, 70-78
3/2		Northwestern	L, 66-76
3/4		at Wisconsin	L, 69-75
3/9	--/8	at Illinois	L, 69-73

1963-64 (8-15, 3-11 Big Ten/9th)

Pos	#	Starters	Ppg
F	23	Dave Roach (Sr.)	15.9
F	24	Joel Jessen (So.)	6.3
C	45	George Peeples (So.)	9.4
G	5	Andy Hankins (Sr.)	6.9
G	15	Jimmy Rodgers (Jr.)	12.9
Reserves			
F/G	11	Dennis Pauling (So.)	5.4
C	14	Ed Bastian (So.)	5.1
C	50	Bill Skea (Sr.)	4.6

Date	AP Rank UI/Opp	Opponent	Result
12/2		South Dakota	W, 85-66
12/7		at Evansville	W, 75-72
12/9		St. Louis	W, 79-77
12/12		SMU	W, 73-70
12/16		Creighton#	L, 72-77

Far West Classic

12/26		vs. Colorado State (n)	L, 56-61
12/28		vs. LSU (n)	L, 81-92
12/30		at Washington State	W, 74-66

1/4		at Indiana	W, 72-71
1/11		Illinois	L, 70-87
1/13		at Wisconsin	L, 61-79
1/18		at Purdue	L, 75-90
2/1	--/10	at Loyola (IL)	L, 71-85
2/8		Minnesota	L, 71-76
2/10		Indiana	W, 82-75
2/15		at Michigan State	L, 82-107
2/17		Ohio State	L, 82-99
2/22		Michigan State	L, 89-107
2/24		at Northwestern	L, 76-98
2/29		at Minnesota	L, 63-70
3/2		Purdue	W, 81-74
3/7	--/2	Michigan	L, 61-69
3/9		at Illinois	L, 67-90

Coch Ralph Miller

1964-65 (14-10, 8-6 Big Ten/5th)

Pos	#	Starters	Ppg
F	52	Gary Olson (Jr.)	8.3
F	23	Gerry Jones (So.)	14.0
C	45	George Peeples (Jr.)	17.0
G	4	Chris Pervall (Jr.)	21.1
G	15	Jimmy Rodgers (Sr.)	12.3
Reserves			
G	11	Dennis Pauling (Jr.)	6.7
C/F	14	Ed Bastian (Jr.)	2.3
G	42	Fred Riddle (Sr.)	1.2

Date	AP Rank UI/Opp	Opponent	Result
12/1		South Dakota	W, 93-68
12/4		at Kentucky	L, 77-85
12/5		at Evansville	L, 83-90
12/12		Creighton	W, 98-83
12/19		Providence	L, 70-71
12/21		North Dakota	W, 106-65

Los Angeles Classic

12/28		at USC	W, 71-65
12/29		vs. Utah (n)	L, 88-92
12/30		vs. Minnesota (n)	W, 76-74

1/4		Wisconsin	W, 92-62
1/9		at Michigan State	W, 85-78
1/11	--/5	Indiana	L, 76-85
1/16		Michigan State	W, 111-68
1/18	--/5	at Indiana	W, 74-68
1/29	--/1	at UCLA	W, 87-82
2/6		Northwestern	W, 78-72

2/8	--/1	at Michigan	L, 66-81
2/13		at Ohio State	W, 82-81
2/20		Purdue	W, 111-85
2/23		at Illinois	L, 80-97
2/27		at Purdue	L, 68-76
3/2	--/6	Minnesota	L, 70-78
3/6		Illinois	W, 94-84
3/9		at Minnesota#	L, 84-85

1965-66 (17-7, 8-6 Big Ten/T-3rd)

Pos	#	Starters	Ppg
F	52	Gary Olson (Sr.)	10.0
F	44	Ben McGilmer (So.)	10.8
C	45	George Peeples (Sr.)	17.8
G	32	Chris Pervall (Sr.)	19.1
G	11	Denny Pauling (Sr.)	7.8
Reserves			
F	23	Gerry Jones (Jr.)	15.8
F	15	Huston Breedlove (So.)	1.9
G	25	Tom Chapman (Jr.)	2.0

Date	AP Rank UI/Opp	Opponent	Result
12/2		Pepperdine	W, 111-50
12/4		at Evansville	W, 80-73
12/6		Southern Illinois	W, 69-58
12/8		Creighton	W, 103-77
12/11		at Drake	W, 66-60
12/15		Washington	W, 99-70
12/18		Drake	W, 69-51

Sun Bowl Tournament

12/29	4/--	vs. Arkansas (n)	W, 77-75
12/30	4/--	at UTEP	L, 68-86

1/8	7/--	at Wisconsin	L, 68-69
1/10		Northwestern	W, 70-58
1/17		at Indiana	L, 61-73
1/22		Michigan State	W, 90-76
1/24		Ohio State	W, 98-89
2/5		at Detroit	W, 107-73
2/7		at Purdue	L, 58-66
2/12		at Northwestern	L, 73-81
2/15		Minnesota	W, 96-87
2/19		at Ohio State	W, 86-80
2/21	--/10	Michigan	W, 91-82
2/26		Wisconsin	W, 80-70
2/28		at Michigan	L, 88-103
3/5		at Illinois	L, 90-106
3/7		Indiana	W, 82-77

1966-67 (16-8, 9-5 Big Ten/3rd)

Pos	#	Starters	Ppg
F	23	Gerry Jones (Sr.)	18.6
F	53	Sam Williams (Jr.)	22.6
C	51	Huston Breedlove (Jr.)	8.4
G	25	Tom Chapman (Sr.)	16.8
G	24	Chris Philips (Jr.)	5.7
Reserves			
G	11	Ron Norman (Jr.)	6.6
G	13	Dave White (Sr.)	2.6
F	10	Dick Agnew (Jr.)	1.5

Date	AP Rank UI/Opp	Opponent	Result
12/2		at Washington	W, 66-50
12/3		at Washington	L, 65-76
12/5		at Creighton	L, 68-69
12/10		at Drake	W, 90-83
12/17		Drake	W, 83-75
12/21		California	W, 72-62
12/23		Stanford	W, 77-74
12/28		Wichita State	W, 94-76
12/30	--/7	at Cincinnati	W, 78-69
1/7		Indiana	W, 84-73
1/14		at Michigan State	L, 70-79
1/21		at Northwestern	L, 88-90
1/23		Michigan	W, 91-81
2/4		at Loyola (IL)	L, 87-98
2/6		Illinois	W, 96-89
2/11		at Ohio State	W, 73-72



2/14	Northwestern	W, 80-75
2/18	Wisconsin###	L, 95-96
2/21	at Minnesota	L, 86-88
2/25	at Indiana#	W, 75-74
2/27	Purdue	L, 75-78
3/4	Ohio State	W, 90-56
3/7	at Wisconsin#	W, 90-87
3/11	at Michigan	W, 83-76

1967-68 (16-9, 10-4 Big Ten/T-1st)

Pos	#	Starters	Ppg
F	44	Glenn Vidnovic (So.)	13.9
F	53	Sam Williams (Sr.)	25.3
C	4	Dick Jensen (So.)	6.6
G	11	Ron Norman (Jr.)	9.7
G	43	Chad Calabria (So.)	13.9
Reserves			
F	51	Huston Breedlove (Sr.)	4.3
G	42	Rolly McGrath (Sr.)	3.1
F	10	Rich Agnew (Sr.)	2.7

Date	AP Rank UI/Opp	Opponent	Result
12/2		Bowling Green	W, 79-73
12/4		Southern Illinois	W, 61-49
12/16		Drake	L, 65-74
12/18		UTEP	W, 59-53
12/22		at California	L, 73-79
12/23		at Stanford	L, 86-87

Los Angeles Classic

12/28	--/4	vs. Tennessee (n) #	W, 64-59
12/29		vs. Wyoming (n) ##	L, 87-94
12/30		vs. St. Louis (n) #	W, 80-77

1/6		at Northwestern	L, 67-76
1/8		Loyola (IL)	W, 71-65
1/13		Ohio State#	W, 74-72
1/20		Minnesota	W, 82-70
1/23		at Michigan State	W, 76-71
2/3		at Illinois	L, 63-66
2/7		Purdue	W, 94-87
2/10		at Michigan	W, 99-86
2/17		Wisconsin	W, 69-61
2/20		at Purdue	L, 73-86
2/24		at Indiana	W, 78-70
2/27		Michigan State	W, 76-58
3/2		Illinois	W, 61-56
3/4		at Minnesota	W, 91-72
3/9		Michigan	L, 70-71
3/12		vs. Ohio State (B1G Playoff)	L, 81-85

1968-69 (12-12, 5-9 Big Ten/T-8th)

Pos	#	Starters	Ppg
F	44	Glenn Vidnovic (Jr.)	15.7
F	50	John Johnson (Jr.)	19.7
C	4	Dick Jensen (Jr.)	8.1
G	24	Chris Phillips (Sr.)	8.8
G	43	Chad Calabria (Jr.)	14.2
Reserves			
F	14	Ben McGilmer (Jr.)	13.5
G/F	11	Ron Norman (Sr.)	5.1
F	44	Omar Hazley (So.)	1.6

Date	AP Rank UI/Opp	Opponent	Result
11/30		Cal Poly	W, 91-73
12/4	20/--	Northern Michigan	W, 99-69
12/7	20/--	Wisconsin-Milwaukee	W, 116-80
12/12	19/--	at Wichita State	L, 88-93
12/14	19/--	at Drake	L, 74-89
12/19		North Dakota	W, 91-59
12/21		Creighton	W, 100-73

Sugar Bowl Tournament

12/30		vs. Houston (n)	W, 95-87
12/31		vs. Duke (n)	L, 82-85

1/4		at Michigan#	L, 92-99
1/11		Indiana	W, 91-72
1/14		Michigan State	W, 77-76
1/17		Minnesota	W, 89-68
2/1	--/4	at Davidson	W, 76-61

2/4	--/9	at Purdue	L, 87-99
2/8	--/10	at Illinois	L, 69-98
2/11		Northwestern#	W, 84-80
2/15		Michigan	L, 85-86
2/18		at Michigan State	L, 60-78
2/22	--/10	at Ohio State	L, 81-88
2/25	--/15	Illinois	W, 74-53
2/28	--/9	Purdue	L, 85-97
3/4		at Minnesota	L, 65-71
3/8		at Wisconsin	L, 74-84

1969-70 (20-5, 14-0 Big Ten/1st)

Pos	#	Starters	Ppg
F	44	Glenn Vidnovic (Sr.)	17.3
F	50	John Johnson (Sr.)	27.9
C	4	Dick Jensen (Sr.)	3.1
G	32	Fred Brown (Jr.)	17.9
G	43	Chad Calabria (Sr.)	19.1
Reserves			
F	14	Ben McGilmer (Sr.)	10.3
F	40	Omar Hazley (Jr.)	2.2
F	24	Ken Grabinski (So.)	1.4

Date	AP Rank UI/Opp	Opponent	Result
12/6		at Southern Illinois	L, 67-73
12/9		St. Francis (PA)	W, 81-68
12/11	--/7	Duquesne	W, 98-87
12/18		at Cincinnati	L, 105-114
12/20		Creighton	L, 88-97
12/22		Drake	W, 101-78

Rainbow Classic

12/26		vs. St. John's (n)	L, 55-57
12/30		at Hawai'i	W, 111-60

1/3	--/17	Purdue	W, 94-88
1/6		at Michigan	W, 107-99
1/10		at Wisconsin	W, 92-74
1/24	18/--	Tennessee Tech	W, 96-68
1/31	20/--	Indiana	W, 100-93
2/3	20/--	Minnesota	W, 90-77
2/7	20/--	at Indiana	W, 104-89
2/10	14/--	Wisconsin	W, 119-100
2/14	14/--	Michigan State	W, 103-77
2/17	11/--	at Illinois	W, 83-81
2/21	11/--	at Ohio State	W, 97-89
2/24	9/--	Northwestern	W, 116-97
2/28	9/--	at Purdue	W, 108-107
3/3	8/--	Ohio State	W, 113-92
3/7	8/--	at Northwestern	W, 115-101

NCAA Tourney (Mideast)

3/12	8/6	vs. Jacksonville	L, 103-104
3/14	8/15	vs. Notre Dame	W, 121-106

Coach Dick Schultz**1970-71 (9-15, 4-10 Big Ten/T-7th)**

Pos	#	Starters	Ppg
F	40	Omar Hazley (Sr.)	6.4
F	24	Ken Grabinski (Jr.)	8.9
C	44	Kevin Kunnert (So.)	10.0
G	32	Fred Brown (Sr.)	27.6
G	11	Gary Lusk (Jr.)	8.2
Reserves			
F	14	Sam Williams (So.)	7.8
F/G	42	Lynn Rowat (Jr.)	6.2
G	4	Glenn Angelino (So.)	4.4

Date	AP Rank UI/Opp	Opponent	Result
12/4		at Creighton	L, 73-98
12/5		at Nebraska	L, 71-73
12/8		Ashland (OH)	W, 82-56
12/12	--/7	at Drake	L, 70-72
12/14		at Bowling Green	W, 89-78
12/17		Cincinnati#	L, 70-73
12/21		Hardin-Simmons	W, 90-77
12/23		Iowa State	W, 87-68
1/2		Wyoming	W, 87-84
1/9		Ohio State	L, 76-97

1/12		at Michigan State	L, 81-84
1/22		at Cincinnati	L, 69-73
1/30		at Northwestern	W, 87-85
2/2	--/15	Illinois	W, 92-84
2/6		at Wisconsin	W, 93-91
2/13		Indiana	L, 84-86
2/16		at Minnesota	L, 76-88
2/20		Purdue	L, 85-87
2/23	--/18	at Ohio State	L, 71-80
2/27		Wisconsin	L, 83-89
3/2		Northwestern	W, 78-64
3/6	--/18	at Indiana	L, 88-104
3/9		Michigan	L, 82-86
3/13		at Purdue	L, 84-110

1971-72 (11-13, 5-9 Big Ten/T-8th)

Pos	#	Starters	Ppg
F	15	Neil Fegebank (So.)	9.5
F	53	Jim Collins (So.)	9.0
C	44	Kevin Kunnert (Jr.)	18.2
G	43	Rick Williams (Jr.)	19.5
G	11	Gary Lusk (Sr.)	8.7
Reserves			
G	4	Glenn Angelino (Jr.)	6.1
F	35	Harold Sullinger (So.)	5.9
F	24	Ken Grabinski (Sr.)	2.1

Date	AP Rank UI/Opp	Opponent	Result
12/1		Hardin-Simmons	W, 80-58
12/4	--/1	at UCLA	L, 72-106
12/7		at UTEP	L, 57-65
12/10		at Duquesne	L, 75-80
12/13		Nevada	W, 87-85
12/18		at Iowa State	L, 94-97
12/21		Nebraska	W, 86-77
12/30		Drake	W, 89-83
1/3		Kansas	W, 81-68
1/8		at Wisconsin	L, 80-81
1/11		Northwestern	W, 76-67
1/22	--/5	at South Carolina	W, 91-85
1/25		at Michigan	L, 86-90
1/29	--/16	Minnesota	L, 50-61
2/1	--/9	at Ohio State	L, 77-82
2/5	--/19	at Minnesota	L, 52-53
2/8	--/7	Ohio State	W, 80-67
2/12		Michigan State	L, 91-100
2/15		Illinois#	W, 87-84
2/19		at Indiana	L, 79-86
2/26		at Michigan State	W, 102-98
3/4		Purdue	L, 85-87
3/7		at Illinois	L, 84-91
3/11		Michigan	W, 95-69

1972-73 (13-11, 6-8 Big Ten/T-6th)

Pos	#	Starters	Ppg
F	15	Neil Fegebank (Jr.)	10.0
F	53	Jim Collins (Jr.)	7.3
C	44	Kevin Kunnert (Sr.)	19.2
G	43	Rick Williams (Sr.)	13.8
G	10	Candy LaPrince (Jr.)	12.6
Reserves			
G	25	Reggie Vaughan (Jr.)	5.5
F	32	Larry Parker (Fr.)	3.6
G	4	Glenn Angelino (Sr.)	3.4

Date	AP Rank UI/Opp	Opponent	Result
12/1		Chicago State	W, 101-44
12/4	--/8	at Kentucky	W, 79-66
12/9		at Kansas	W, 69-56
12/13	--/20	Kansas State	L, 62-68
12/23	--/3	Marquette	L, 61-69
12/27		at Drake	L, 80-98
12/30		Minnesota-Duluth	W, 92-72
1/2		Iowa State	W, 66-57
1/6	--/6	Minnesota#	W, 65-62
1/8		at Michigan	L, 59-71
1/13		at Illinois	L, 78-80
1/15		Michigan State	L, 74-76
1/20		at Ohio State	L, 72-75
1/27		UNC-Charlotte	W, 72-49

YEAR-BY-YEAR SCORES

IOWA BASKETBALL



2020 MEDIA GUIDE

1/29	Michigan	W, 75-68
2/3	at Michigan State	L, 89-94
2/10	at Bradley	W, 90-73
2/12	Ohio State	L, 80-86
2/17	Wisconsin	W, 100-76
2/19	at Northwestern#	W, 94-83
2/24	--/17 at Purdue	L, 66-74
3/3	--/12 Indiana	L, 64-80
3/5	--/3 at Minnesota	W, 79-77
3/10	Illinois	W, 93-76

1973-74 (8-16, 5-9 Big Ten/7th)

Pos.	#	Starters	Ppg
F	15	Neil Fegebank (Sr.)	14.1
F	32	Larry Parker (So.)	5.5
C	53	Jim Collins (Sr.)	8.4
G	42	John Hairston (Fr.)	7.8
G	10	Candy LaPrince (Sr.)	19.0
Reserves			
G	34	Scott Thompson (So.)	7.4
C	43	Nate Washington (So.)	7.0
C	50	Mike Gatens (So.)	1.6

Date	AP Rank UI/Opp	Opponent	Result
12/1		Northern Illinois	W, 85-83
12/4		Drake	W, 70-55
12/8	--/7	at Marquette	L, 70-86
12/11	--/15	at Kansas State	L, 67-105
12/14		Kentucky	L, 80-88
12/22		at Wyoming	L, 79-86
12/29		Wisc.-Green Bay#	W, 74-67
1/2		Kansas	L, 71-72
1/5		Minnesota	W, 66-55
1/7		at Iowa State	L, 77-94
1/12		at Northwestern	L, 67-87
1/17	--/1	at UCLA	L, 44-68
1/19	--/12	Indiana	L, 51-55
1/21		at Michigan State	L, 86-95
1/26	--/15	Michigan#	L, 84-86
2/2		at Indiana	L, 50-85
2/9		at Wisconsin	L, 87-113
2/11		Purdue###	W, 112-111
2/16		Ohio State	W, 69-67
2/18		at Purdue	L, 78-99
2/23		at Illinois	L, 84-91
3/2		Northwestern	W, 85-76
3/4		Wisconsin	L, 58-74
3/9		at Minnesota	W, 60-50

Coch Lute Olson

1974-75 (10-16, 7-11 Big Ten/7th)

Pos.	#	Starters	Ppg
F	33	Dan Frost (Jr.)	14.7
F	32	Larry Parker (Jr.)	10.3
C	53	Bruce King (So.)	11.5
G	34	Scott Thompson (Jr.)	10.0
G	11	Larry Moore (Jr.)	10.3
Reserves			
C	52	Fred Haberecht (Jr.)	9.1
G	14	John Hairston (So.)	4.6
G	4	Archie Mays (So.)	3.9

Date	AP Rank UI/Opp	Opponent	Result
11/30		VCU	W, 95-80
12/3		at Drake	W, 86-81
12/7	--/7	at Kansas	L, 54-89
12/12		at Iowa State	W, 77-66
12/21		San Jose State###	L, 103-105

Far West Classic

12/27		vs. Oregon State (n)	L, 60-97
12/28		vs. Wake Forest (n)	L, 71-92
12/30		vs. Boston College (n)	L, 81-86
1/2		at Northwestern	W, 75-73
1/4		Illinois	W, 95-70
1/6		Purdue	L, 54-63
1/11	--/1	at Indiana	L, 49-102

1/13		at Ohio State	L, 77-94
1/18	--/19	Michigan	L, 70-75
1/20		Michigan State	W, 83-79
1/25	--/17	Minnesota	W, 53-44
2/1		at Wisconsin#	L, 85-86
2/3		at Purdue	L, 72-107
2/8	--/1	Indiana	L, 56-79
2/10		Ohio State	L, 69-75
2/15		at Michigan	L, 75-99
2/17		at Michigan State	L, 78-90
2/22		at Minnesota	L, 67-68
3/1		Wisconsin	W, 75-68
3/3		Northwestern##	W, 65-58
3/8		at Illinois	W, 73-70

1975-76 (19-10, 9-9 Big Ten/5th)

Pos.	#	Starters	Ppg
F	54	Bruce King (Jr.)	18.6
F	30	Dan Frost (Sr.)	17.1
C	52	Fred Haberecht (Sr.)	6.1
G	34	Scott Thompson (Sr.)	19.5
G	10	Cal Wulfsberg (Sr.)	5.2
Reserves			
C	50	Mike Gatens (Sr.)	4.9
G	23	Archie Mays (Jr.)	4.4
G	20	Dick Peth (Fr.)	3.8

Date	AP Rank UI/Opp	Opponent	Result
11/29		Augustana (SD)	W, 111-81
12/2		Nebraska	W, 72-65
12/6		Northeast Louisiana	W, 97-87
12/8		at Bradley	W, 100-96
12/12		at Iowa State	W, 91-77
12/20		U.S. International	W, 67-52
12/23		Drake	W, 77-73

Rainbow Classic

12/27		vs. Holy Cross (n)	W, 98-75
12/29		vs. Arizona (n)	W, 82-80
12/30		vs. USC (n)	L, 73-81

1/3		Illinois	W, 84-60
1/5		at Michigan State	L, 88-105
1/10	--/17	at Minnesota	W, 71-68
1/17		at Wisconsin	W, 81-71
1/19		at Northwestern#	L, 92-99
1/24		Ohio State	W, 78-67
1/26	--/1	Indiana	L, 73-88
1/31	--/15	at Michigan	L, 95-104
2/2		at Purdue	L, 76-91
2/7		Minnesota	W, 65-58
2/10		at Drake	W, 71-65
2/14		Wisconsin	W, 96-82
2/16		Northwestern	W, 81-68
2/21		at Ohio State	W, 69-66
2/23	--/1	at Indiana	L, 81-101
2/28	--/13	Michigan	L, 74-88
3/1		Michigan State	L, 88-93
3/3		Purdue	L, 78-94
3/6		at Illinois	W, 82-70

1976-77 (20-7, 12-6 Big Ten/4th)

Pos.	#	Starters	Ppg
F	44	Clay Hargrave (So.)	8.4
F	40	Terry Drake (Jr.)	6.7
C	54	Bruce King (Sr.)	21.0
G	10	Cal Wulfsberg (Sr.)	5.9
G	12	Ronnie Lester (Fr.)	13.4
Reserves			
G	20	Dick Peth (So.)	9.1
F	24	William Mayfield (So.)	5.7
G	34	Tom Norman (So.)	4.9

Date	AP Rank UI/Opp	Opponent	Result
11/27		at Nebraska	W, 71-57
11/29		Kent State	W, 84-55
12/4		at Drake	W, 86-71
12/6		Bradley	W, 90-77
12/10		California	W, 94-73

12/18		Iowa State	W, 85-64
12/21		Drake	W, 82-69

Lobo Classic

12/29		at New Mexico	L, 83-96
12/30		vs. Pittsburgh (n)	W, 103-80

1/8	--/13	at Minnesota+	W, 68-78
1/13		at Purdue	L, 76-87
1/15		at Illinois#	W, 84-81
1/17	--/5	Michigan	L, 75-99
1/22		Northwestern	W, 76-74
1/27		Ohio State	W, 84-66
1/29		at Indiana	L, 65-81
2/5		Wisconsin	W, 90-73
2/7		Michigan State	W, 87-79
2/12	--/8	Minnesota+	W, 58-61
2/14		at Ohio State#	W, 74-70
2/17	--/5	at Michigan	L, 80-91
2/19		at Michigan State	L, 79-81
2/24		Illinois	W, 76-64
2/26		Purdue	L, 70-81
2/28		Indiana	W, 80-73
3/3		at Northwestern	W, 78-60
3/5		at Wisconsin##	W, 94-93

1977-78 (12-15, 5-13 Big Ten/8th)

Pos.	#	Starters	Ppg
F	44	Clay Hargrave (Jr.)	9.9
F	24	William Mayfield (Jr.)	9.8
C	50	Larry Olsthoorn (So.)	8.9
G	34	Tom Norman (Jr.)	7.6
G	12	Ronnie Lester (So.)	19.9
Reserves			
G	20	Dick Peth (Jr.)	7.2
F	32	Vince Brookins (Fr.)	6.4
C	52	Steve Waite (Fr.)	5.5

Date	AP Rank UI/Opp	Opponent	Result
11/26		at Iowa State	L, 78-79
11/28		at Kent State	W, 82-64
12/1		Mankato State	W, 91-71
12/3		Cal-Northridge	W, 66-63
12/10		at California	W, 75-70
12/17		Denver	W, 107-65

Rebel Roundup

12/20		vs. Tennessee (n)	W, 92-86
12/21	--/9	at UNLV	L, 84-85
12/30		Drake	W, 89-87
1/5	--/11	at Indiana	L, 51-69
1/7		at Ohio State	W, 87-75
1/12		Michigan	L, 56-66
1/14		Purdue	W, 66-60
1/19		at Northwestern	L, 59-62
1/21	--/10	at Michigan State	L, 58-68
1/26		Illinois	L, 61-70
1/30		Wisconsin	W, 88-73
2/2		at Minnesota	L, 71-82
2/4		at Wisconsin	L, 72-82
2/9	--/10	Michigan State	L, 70-71
2/11		Minnesota	L, 65-78
2/16		Northwestern	W, 76-74
2/18		at Illinois	L, 76-77
2/23		at Purdue	L, 69-82
2/25		at Michigan	L, 76-82
3/2		Ohio State	W, 87-70
3/4		Indiana	L, 55-71



1978-79 (20-8, 13-5 Big Ten/T-1st)

Pos.	#	Starters	Ppg
F	24	William Mayfield (Sr.)	12.9
F	40	Kevin Boyle (Fr.)	11.9
C	52	Steve Waite (So.)	6.4
G	20	Dick Peth (Sr.)	6.7
G	12	Ronnie Lester (Jr.)	18.7
Reserves			
G	34	Tom Norman (Sr.)	7.7
C	54	Steve Krafscin (So.)	7.2
F	32	Vince Brookins (So.)	3.8

Date	AP Rank UI/Opp	Opponent	Result
11/25		Kent State	W, 111-76
11/28		Wichita State	W, 91-67
12/2		at Colorado State	L, 69-72
12/9		at Drake	L, 69-72
12/11		Iowa State	W, 67-66
12/16		at Illinois Wesleyan	W, 95-55
12/23		Drake	W, 112-73

Cabrillo Classic

12/29		vs. Pennsylvania (n) ##	W, 87-84
12/30		vs. Stanford (n)	W, 83-68

1/4		at Northwestern	W, 65-57
1/6	--/13	at Michigan	W, 85-79
1/11		Ohio State	L, 67-72
1/14		Indiana	W, 90-61
1/18		at Purdue	W, 56-46
1/20	--/6	at Michigan State#	L, 72-83
1/25	--/8	Illinois	W, 58-52
1/27		Minnesota	W, 81-64
2/1		at Wisconsin	W, 70-64
2/3		at Minnesota	W, 97-71
2/8	15/10	Michigan State	L, 57-60
2/10	15/--	Wisconsin	W, 79-65
2/15	14/13	Purdue	W, 75-72
2/17	14/--	at Illinois	W, 67-53
2/22	12/--	at Indiana	L, 62-64
2/24	12/14	at Ohio State	W, 83-68
3/1	11/--	Michigan	L, 53-61
3/3	11/--	Northwestern	W, 95-64

NCAA Tournament (Midwest)

3/10	14/--	vs. Toledo	L, 72-74
------	-------	------------	----------

1979-80 (23-10, 10-8 Big Ten/4th)

Pos.	#	Starters	Ppg
F	52	Steve Waite (Jr.)	8.0
F	32	Vince Brookins (Jr.)	11.0
C	54	Steve Krafscin (Jr.)	12.3
G	40	Kevin Boyle (So.)	11.8
G	30	Kenny Arnold (So.)	13.5
Reserves			
G	12	Ronnie Lester (Sr.)	14.8
G	24	Bob Hansen (Fr.)	5.6
F	44	Mark Gannon (Fr.)	5.6

Date	AP Rank UI/Opp	Opponent	Result
12/1		Northern Illinois	W, 86-43
12/3	20/--	Colorado State	W, 113-66
12/6	20/--	Northern Iowa	W, 78-46
12/8	20/--	at Detroit	W, 80-54
12/11	17/--	at Wichita State	W, 81-62
12/15	17/--	at Iowa State	W, 67-64

Dayton Classic

12/21	13/--	vs. Mississippi State (n)	W, 81-62
12/22	13/--	at Dayton	W, 61-54

12/29	11/--	Drake	W, 77-66
1/3	10/20	at Illinois	W, 72-71
1/5	10/--	at Michigan	L, 65-68
1/10	12/3	Ohio State	L, 71-77
1/12	12/--	Wisconsin	W, 66-65
1/17	13/19	at Indiana	L, 69-81
1/19	13/--	at Michigan State	L, 67-75
1/24		Northwestern	W, 86-64
1/26		Minnesota	W, 80-73
1/31	--/17	at Purdue	L, 56-70

2/2		at Minnesota	W, 73-63
2/7		Michigan State#	W, 44-39
2/9	--/12	Purdue	W, 74-59
2/14	20/--	Indiana	L, 55-66
2/16	20/--	at Northwestern	W, 60-58
2/21		at Wisconsin	L, 58-62
2/23	--/11	at Ohio State	L, 69-70
2/28		Michigan	W, 83-67
3/1		Illinois	W, 75-71

NCAA Tournament (East)

3/6		vs. VCU	W, 86-72
3/8	--/19	vs. NC State	W, 77-64
3/14	--/3	vs. Syracuse	W, 88-77
3/16	--/20	vs. Georgetown	W, 81-80
3/22	--/4	vs. Louisville	L, 72-80
3/24	--/18	vs. Purdue	L, 58-75

1980-81 (21-7, 13-5 Big Ten/2nd)

Pos.	#	Starters	Ppg
F	52	Steve Waite (Sr.)	5.2
F	32	Vince Brookins (Sr.)	14.7
C	54	Steve Krafscin (Sr.)	11.4
G	40	Kevin Boyle (Jr.)	9.9
G	30	Kenny Arnold (Jr.)	11.7
Reserves			
G	24	Bob Hansen (So.)	8.4
F	44	Mark Gannon (So.)	5.7
G	15	Steve Carfino (Fr.)	4.5

Date	AP Rank UI/Opp	Opponent	Result
11/29	14/--	at Northern Illinois	W, 61-47
12/1	12/--	Detroit	W, 98-55

Fiesta Classic

12/6	12/--	vs. Cincinnati (n)	W, 69-64
12/7	12/--	vs. Arizona State	L, 88-96

12/9	16/--	Nevada	W, 112-71
12/13	16/--	at Drake	W, 90-68
12/20	16/--	Iowa State	W, 85-59
12/30	14/--	Northern Iowa	W, 86-52
1/3	14/--	Wisconsin-Eau Claire	W, 86-62
1/8	11/--	Ohio State	L, 56-58
1/10	11/--	Michigan State	W, 65-57
1/15	14/--	at Wisconsin	W, 76-66
1/17	14/9	at Michigan	W, 73-58
1/22	9/--	at Indiana	W, 56-53
1/24	9/--	Minnesota	L, 48-60
1/29	13/--	Purdue	W, 84-67
1/31	13/--	at Illinois	L, 66-79
2/5	15/--	at Northwestern	W, 76-65
2/7	15/18	Illinois	W, 72-66
2/12	14/--	at Minnesota#	W, 60-58
2/14	14/--	Northwestern	W, 82-64
2/19	12/16	Indiana	W, 78-65
2/21	12/--	at Purdue	W, 67-62
2/26	8/--	Michigan	W, 69-66
2/28	8/--	Wisconsin	W, 96-75
3/5	8/--	at Michigan State#	L, 70-71
3/7	8/--	at Ohio State	L, 70-78

NCAA Tournament (Midwest)

3/15	8/--	vs. Wichita State	L, 56-60
------	------	-------------------	----------

1981-82 (21-8, 12-6 Big Ten/T-2nd)

Pos.	#	Starters	Ppg
F	44	Mark Gannon (Jr.)	8.5
F	40	Kevin Boyle (Sr.)	6.5
C	42	Michael Payne (Fr.)	11.4
G	15	Steve Carfino (So.)	8.4
G	30	Kenny Arnold (Sr.)	10.0
Reserves			
G	24	Bob Hansen (Jr.)	12.0
C	41	Greg Stokes (Fr.)	5.7
G	25	Todd Berkenpas (Fr.)	3.2

Date	AP Rank UI/Opp	Opponent	Result
11/28	9/--	Northern Illinois	W, 84-66
11/30	6/--	Nebraska-Omaha	W, 71-58
12/5	6/--	at Marquette#	W, 68-65

12/8	6/--	at Iowa State	W, 79-68
12/12	6/--	Northern Iowa	W, 84-53
Kettle Classic			
12/18	6/--	vs. Clemson (n)	W, 80-68
12/19	6/--	at Houston	L, 52-62

12/30	10/--	Drake	W, 60-49
1/2	10/--	at South Carolina	W, 57-47
1/7	7/--	Purdue	W, 62-40
1/9	7/--	Illinois	W, 56-50
1/14	5/11	at Minnesota	L, 56-61
1/16	5/--	at Wisconsin	W, 78-62
1/21	6/--	at Northwestern	W, 49-48
1/23	6/--	Michigan	W, 56-38
1/28	6/--	at Michigan State	W, 57-56
1/30	6/--	Ohio State	W, 76-66
2/4	5/--	Indiana	W, 62-40
2/6	5/--	at Ohio State#	W, 69-65
2/11	5/--	Northwestern	W, 62-49
2/13	5/--	at Indiana	L, 58-73
2/18	7/--	Michigan State	W, 59-53
2/20	7/--	at Michigan	L, 58-68
2/25	11/--	Wisconsin	W, 79-55
2/27	11/13	Minnesota###	L, 55-57
3/4	11/--	at Illinois#	L, 67-73
3/6	11/--	at Purdue	L, 65-66

NCAA Tournament (West)

3/12	11/--	vs. Northeast Louisiana	W, 70-63
3/14	11/6	vs. Idaho#	L, 67-69

1982-83 (22-9, 11-7 Big Ten/T-2nd)

Pos.	#	Starters	Ppg
F	42	Michael Payne (So.)	10.6
F	44	Mark Gannon (Sr.)	6.9
C	41	Greg Stokes (So.)	17.7
G	24	Bob Hansen (Sr.)	15.4
G	15	Steve Carfino (Jr.)	10.6
Reserves			
G	14	Andre Banks (Fr.)	2.7
G	25	Todd Berkenpas (So.)	2.3
F	34	Craig Anderson (Jr.)	1.7

Date	AP Rank UI/Opp	Opponent	Result
11/27	11/--	at BYU	W, 91-80
11/29	10/--	at Drake	W, 68-63

Hawkeye Invitational

12/3	10/--	Navy	W, 76-65
12/4	10/--	Hawai'i	W, 99-67

12/8	7/16	Marquette	W, 87-66
12/11	7/--	USC	W, 66-55
12/18	7/4	at UCLA	L, 66-75

Rochester Classic

12/28	9/--	vs. James Madison (n)	W, 47-45
12/29	9/--	vs. Seton Hall (n)	W, 85-63

1/5	8/--	Michigan State	L, 59-61
1/8	8/--	Michigan	W, 79-72
1/13	12/--	at Northwestern	W, 66-57
1/15	12/--	Iowa State	W, 73-56
1/20	10/16	at Minnesota	W, 68-52
1/22	10/--	at Wisconsin	W, Forfeit
1/27	14/--	Ohio State##	L, 83-89
1/29	14/2	Indiana	W, 63-48
2/3	13/--	at Illinois	L, 61-62
2/5	13/--	at Purdue	L, 57-60
2/10	20/18	Purdue	W, 55-46
2/12	20/--	Illinois	W, 68-66
2/16	16/2	at Indiana	W, 58-57
2/19	16/20	at Ohio State	L, 69-85
2/24	17/--	Wisconsin	W, 93-63
2/27	17/--	Minnesota	L, 69-71
3/3		Northwestern	W, 63-50
3/10		at Michigan	L, 60-66
3/12		at Michigan State	W, 75-57



NCAA Tournament (Midwest)

3/17		vs. Utah State	W, 64-59
3/19	--/12	vs. Missouri	W, 77-63
3/25	--/13	vs. Villanova	L, 54-55

Coach George Raveling

1983-84 (13-15, 6-12 Big Ten/T-7th)

Pos.	#	Starters	Ppg
F	42	Michael Payne (Jr.)	9.3
F	34	Craig Anderson (Sr.)	4.1
C	41	Greg Stokes (Jr.)	14.9
G	15	Steve Carfino (Sr.)	11.7
G	14	Andre Banks (So.)	4.5
Reserves			
C	54	Brad Lohaus (So.)	6.8
G	25	Todd Berkenpas (Jr.)	3.9
F	35	Bryan Boyle (So.)	2.0

Date	AP Rank UI/Opp	Opponent	Result
11/26	7/--	Illinois Wesleyan	W, 86-60

Hawkeye Invitational

12/2	5/--	Baylor	W, 67-44
12/3	5/10	Oregon State	W, 56-45

12/7	5/--	at Louisville	L, 58-79
12/10	5/18	at Oregon State	L, 48-53
12/19		Colorado	W, 72-56
12/21		Drake	W, 66-43

Winston Tire Classic

12/29		at USC	W, 62-61
12/30	--/17	vs. Memphis (n)	W, 73-66

1/4		at Michigan State	L, 72-73
1/7		at Michigan	L, 49-53
1/12		Northwestern	W, 42-39
1/14		at Iowa State##	L, 72-76
1/19		Minnesota	L, 49-56
1/21		Wisconsin	W, 75-62
1/26		at Ohio State	L, 54-65
1/28		at Indiana	L, 47-54
2/2	--/8	Illinois##	L, 52-54
2/4	--/16	Purdue	L, 46-48
2/9	--/11	at Purdue	L, 58-79
2/12	--/8	at Illinois	L, 53-73
2/16	--/17	Indiana	L, 45-49
2/18		Ohio State	W, 74-60
2/23		at Wisconsin	W, 63-55
2/25		at Minnesota	W, 62-50
3/1		at Northwestern	W, 57-48
3/7		Michigan	L, 46-53
3/11		Michigan State	L, 44-51

1984-85 (21-11, Big Ten 10-8/5th)

Pos.	#	Starters	Ppg
F	3	Gerry Wright (So.)	9.7
F	42	Michael Payne (Sr.)	7.1
C	41	Greg Stokes (Sr.)	19.9
G	20	Jeff Moe (Fr.)	7.7
G	25	Todd Berkenpas (Sr.)	5.7
Reserves			
G	14	Andre Banks (Jr.)	6.6
F	44	Al Lorenzen (Fr.)	6.2
F	4	Bill Jones (Fr.)	4.2

Date	AP Rank UI/Opp	Opponent	Result
11/24		Arkansas-Little Rock	W, 76-47
11/26		Gonzaga	W, 62-40
11/28		Morehead State	W, 89-46
12/1		George Mason	W, 111-82
12/4		Iowa State	L, 50-54

Hawkeye Invitational

12/7		Boston University	W, 67-53
12/8		Texas Tech	W, 58-48

12/12		Georgia State	W, 89-40
12/15		Illinois Wesleyan	W, 99-39
12/22		South Carolina	W, 88-78

Rainbow Classic

12/25		vs. Maryland (n)#	L, 68-70
12/27		vs. Cornell - NY (n) #	W, 59-56
12/28		vs. Arkansas (n)	W, 71-52

1/3		Purdue	W, 75-63
1/5	--/6	Illinois	W, 64-60
1/12	19/--	at Minnesota	L, 57-65
1/17	--/19	at Michigan State	W, 79-65
1/19		at Michigan###	L, 67-69
1/24		Northwestern	W, 66-47
1/26		Wisconsin	W, 105-65
1/31		at Indiana	W, 72-59
2/2		at Ohio State	W, 67-58
2/6	12/--	Minnesota	W, 70-65
2/14	11/3	Michigan	L, 52-56
2/16	11/--	Michigan State	L, 55-57
2/20	14/--	at Wisconsin	L, 53-54
2/23	14/--	at Northwestern	L, 58-78
2/28		Ohio State	W, 87-82
3/3		Indiana	W, 70-50
3/7		at Illinois#	L, 53-59
3/9		at Purdue	L, 54-60

NCAA Tournament (West)

3/14		vs. Arkansas	L, 54-63
------	--	--------------	----------

1985-86 (20-12, Big Ten 10-8/6th)

Pos.	#	Starters	Ppg
F	3	Gerry Wright (Jr.)	10.7
F	23	Roy Marble (Fr.)	12.5
C	44	Al Lorenzen (So.)	10.0
G	14	Bill Jones (So.)	9.6
G	4	Andre Banks (Sr.)	10.3
Reserves			
G	20	Jeff Moe (So.)	6.0
F	25	Ed Horton (Fr.)	3.7
C	54	Brad Lohaus (Jr.)	3.6

Date	AP Rank UI/Opp	Opponent	Result
11/22		at Hawaii-Hilo	W, 80-69
11/23		at Hawaii-Pacific	W, 85-68
11/25		vs. Arkansas-Little Rock# (n)	W, 108-99
11/30		Abilene Christian	W, 92-62
12/3	18/--	at Drake	W, 55-43

Hawkeye Invitational

12/6	18/--	Arkansas State	L, 62-66
12/7	18/--	Lehigh	W, 89-68

12/10		at Iowa State	L, 61-74
12/14		Furman	W, 81-61
12/23		at Gonzaga	W, 84-64

Far West Classic

12/27		vs. Tampa (n)	W, 54-45
12/28		vs. Boston University (n)	W, 76-71
12/29		vs. St. Joseph's (n)	L, 56-60

1/2		at Purdue#	L, 73-76
1/4	--/14	at Illinois	W, 60-59
1/11		Minnesota	W, 75-62
1/16		Michigan State	W, 82-71
1/18	--/2	Michigan	L, 57-61
1/23		at Northwestern	W, 76-43
1/25		at Wisconsin	L, 63-69
1/30	--/15	Indiana	W, 79-69
2/1		Ohio State	W, 86-75
2/9		at Minnesota	L, 60-65
2/13		at Michigan State	L, 73-83
2/15	--/10	at Michigan	L, 66-82
2/20		Wisconsin	W, 101-48
2/22		Northwestern	W, 76-45
2/26		at Ohio State	L, 74-81
3/2	--/16	at Indiana	L, 73-80
3/6	--/19	Illinois	W, 57-53
3/8		Purdue	W, 77-64

NCAA Tournament (Midwest)

3/14	--/20	vs. NC State	L, 64-66
------	-------	--------------	----------

Coach Tom Davis

1986-87 (30-5, 14-4 Big Ten/3rd)

Pos.	#	Starters	Ppg
F	25	Ed Horton (So.)	7.8
F	23	Roy Marble (So.)	14.9
C	54	Brad Lohaus (Sr.)	11.3
G	35	Kevin Gamble (Sr.)	11.9
G	10	B.J. Armstrong (So.)	12.4
Reserves			
G	20	Jeff Moe (Jr.)	11.1
F	3	Gerry Wright (Sr.)	6.5
F	44	Al Lorenzen (Jr.)	4.0

Date	AP Rank UI/Opp	Opponent	Result
Great Alaska Shootout			
11/28	10/--	at Alaska-Anchorage (n)	W, 91-81
11/29	10/17	vs. NC State (n) #	W, 90-89
11/30	10/--	vs. Northeastern (n)	W, 103-80

12/3	5/--	Missouri-St. Louis	W, 89-64
------	------	--------------------	----------

Hawkeye Invitational

12/5	5/--	Delaware	W, 95-47
12/6	5/--	Loyola-Marymount	W, 103-80

12/9	4/--	BYU	W, 86-75
12/13	4/--	at Drake	W, 69-62
12/20	3/--	Iowa State	W, 89-64
12/22	3/--	Rider	W, 104-71

Anteater Classic

12/28	3/--	vs. Portland (n)	W, 84-65
12/29	3/--	at UC-Irvine	W, 105-103

1/3	3/--	Northwestern	W, 80-44
1/5	2/--	Wisconsin	W, 78-63
1/10	2/--	at Minnesota	W, 78-57
1/14	2/8	at Illinois#	W, 91-88
1/19	2/6	at Purdue	W, 70-67
1/22	1/3	Indiana	W, 101-88
1/24	1/--	Ohio State	L, 76-80
1/29	2/--	at Michigan State	W, 89-75
1/31	2/--	at Michigan	L, 92-100
2/4	4/--	Minnesota	W, 78-47
2/7	4/--	at Arizona	W, 89-80
2/12	4/7	Purdue	L, 73-80
2/14	4/11	Illinois	W, 66-61
2/18	7/--	at Ohio State	W, 82-80
2/21	7/2	at Indiana	L, 75-84
2/26	7/--	Michigan State	W, 93-64
2/28	7/--	Michigan	W, 95-85
3/5	6/--	at Northwestern	W, 103-76
3/8	6/--	at Wisconsin	W, 81-71

NCAA Tournament (West)

3/13	6/--	vs. Santa Clara	W, 99-76
3/15	6/--	vs. UTEP	W, 84-82
3/20	6/17	vs. Oklahoma	W, 93-91
3/22	6/1	vs. UNLV	L, 81-84

1987-88 (24-10, Big Ten 12-6/T-3rd)

Pos.	#	Starters	Ppg
F	40	Kent Hill (Sr.)	7.4
F	23	Roy Marble (Jr.)	15.4
C	25	Ed Horton (Jr.)	11.3
G	14	Bill Jones (Sr.)	13.0
G	10	B.J. Armstrong (Jr.)	17.4
Reserves			
G	20	Jeff Moe (Sr.)	12.9
G	11	Michael Reaves (Sr.)	5.5
F	44	Al Lorenzen (Sr.)	10.6

Date	AP Rank UI/Opp	Opponent	Result
Maui Invitational			
11/27	11/--	vs. Stanford (n)	W, 78-75
11/28	11/7	vs. Kansas (n)	W, 100-81
11/29	11/--	vs. Villanova (n)	W, 97-74

12/1	6/--	Drake	W, 70-59
------	------	-------	----------



Hawkeye Invitational

12/4	6/--	Navy	W, 91-61
12/5	6/--	UC-Irvine	W, 124-88
12/12	3/4	Arizona	L, 59-66
12/19	7/20	at Iowa State#	L, 100-102
12/21	7/--	Pan American	W, 110-64

All-College Tournament

12/29	14/--	vs. Illinois State (n)	L, 88-89
12/30	14/--	vs. Oral Roberts (n)	W, 126-94

1/6	16/12	Indiana	W, 84-70
1/9	16/10	at Purdue	L, 79-80
1/11	17/--	Lafayette	W, 109-68
1/14	17/--	at Ohio State	L, 83-87
1/16	17/--	Northwestern	W, 92-68
1/21	19/13	Illinois	W, 93-79
1/23	19/--	Dartmouth	W, 102-87
1/25	16/--	at Wisconsin	W, 104-89
1/30	16/--	Minnesota	W, 76-51
2/3	13/11	at Michigan	L, 103-120
2/6	13/--	Michigan State	W, 101-72
2/10	13/--	Ohio State	W, 92-75
2/15	13/2	Purdue	L, 66-73
2/20	13/--	at Minnesota	W, 107-86
2/24	13/--	at Northwestern	W, 91-74
2/27	13/7	Michigan	W, 95-87
3/3	11/--	at Michigan State	W, 103-87
3/6	11/--	at Illinois	L, 81-94
3/10	15/--	Wisconsin	W, 103-70
3/12	15/--	at Indiana	L, 89-116

NCAA Tournament (West)

3/18	15/--	vs. Florida State	W, 102-98
3/20	15/7	vs. UNLV	W, 104-86
3/25	15/3	vs. Arizona	L, 79-99

1988-89 (23-10, Big Ten 10-8/4th)

Pos.	#	Starters	Ppg
F	25	Ed Horton (Sr.)	18.3
F	32	Ray Thompson (Fr.)	11.5
C	51	Les Jepsen (Jr.)	4.2
G	23	Roy Marble (Sr.)	20.5
G	10	B.J. Armstrong (Sr.)	18.6
Reserves			
F	50	Matt Bullard (Jr.)	9.1
G	24	James Moses (Fr.)	5.4
F	34	Wade Lookingbill (Fr.)	3.0

Date	AP Rank UI/Opp	Opponent	Result
11/26	7/--	McNeese State	W, 77-56
11/29	6/--	at Drake	W, 96-72

Hawkeye Invitational

12/2	6/--	Brown	W, 109-61
12/3	6/--	Georgia	W, 102-76

12/6	5/--	Northern Iowa	W, 95-76
12/10	5/--	Iowa State	W, 91-71
12/12	4/--	Jackson State	W, 86-71
12/14	4/--	Central Florida	W, 102-68

Chaminade Classic

12/23	4/--	vs. Eastern Illinois (n)	W, 89-71
12/24	4/--	vs. St. Louis (n)	W, 83-80
12/25	4/--	vs. UC-Riverside (n)	L, 92-110

12/30	9/--	SW Texas State	W, 96-77
1/5	9/--	at Michigan State	W, 93-82
1/7	9/6	at North Carolina	W, 98-97
1/14	5/--	at Minnesota	L, 78-80
1/19	7/16	at Ohio State	L, 91-102
1/21	7/--	at Purdue	W, 67-66
1/26	12/--	Wisconsin	W, 78-70
1/30	9/17	at Indiana	L, 89-104
2/2	9/--	Northwestern	W, 102-84
2/5	9/2	Illinois	W, 86-82
2/9	8/10	Michigan##	L, 107-108
2/11	8/--	at Wisconsin	L, 54-65

2/13	15/16	Ohio State	W, 83-75
2/18	15/--	Minnesota	W, 99-61
2/22	14/--	at Northwestern	W, 89-84
2/26	14/--	Purdue	W, 84-67
3/2	11/--	Michigan State	L, 81-83
3/4	11/10	at Michigan	L, 96-119
3/8	15/4	at Illinois	L, 94-118
3/11	15/6	Indiana	W, 87-70

NCAA Tournament (East)

3/17		vs. Rutgers	W, 87-73
3/19	15/17	vs. N.C. State##	L, 96-102

1989-90 (12-16, 4-14 Big Ten/8th)

Pos.	#	Starters	Ppg
F	45	Michael Ingram (Sr.)	5.4
F	34	Wade Lookingbill (So.)	6.7
C	51	Les Jepsen (Sr.)	14.9
G	24	James Moses (So.)	13.0
G	11	Troy Skinner (So.)	5.0
Reserves			
F	50	Matt Bullard (Sr.)	11.4
C	55	Acie Earl (Fr.)	6.0
F	15	Rodell Davis (So.)	4.1

Date	AP Rank UI/Opp	Opponent	Result
11/24		Texas Southern	W, 80-64
11/28		Drake	W, 68-54

Hawkeye Invitational

12/1		Ohio University	W, 75-49
12/2		UC-Santa Barbara	W, 85-79

12/7		at Iowa State	W, 89-87
12/9	--/17	North Carolina	W, 87-74
12/18	21/--	Drexel	W, 59-50
12/23	16/13	at UNLV	L, 80-97
12/30	18/--	Monmouth (NJ)	W, 55-46
1/3	20/--	at Northern Iowa	L, 74-77
1/6		Ohio State	L, 73-79
1/11		at Wisconsin#	L, 69-73
1/13		at Michigan State	L, 80-87
1/18	--/14	Indiana	L, 79-83
1/20	--/6	Michigan#	W, 78-76
1/25	--/21	at Minnesota	L, 72-84
1/27	--/13	at Purdue	L, 59-80
1/29	--/11	Illinois	W, 69-67
2/3		Northwestern	W, 98-80
2/8		at Ohio State	L, 80-98
2/10		Wisconsin	L, 71-80
2/12	--/21	Michigan State	L, 70-80
2/17		at Indiana	L, 71-118
2/22		at Northwestern	L, 66-72
2/24	--/18	Minnesota	L, 80-102
2/28	--/9	Purdue	W, 64-63
3/4	--/18	at Illinois	L, 85-118
3/10		at Michigan	L, 96-127

1990-91 (21-11, 9-9 Big Ten/T-5th)

Pos.	#	Starters	Ppg
F	40	Chris Street (Fr.)	5.0
F	24	James Moses (Jr.)	12.0
C	55	Acie Earl (So.)	16.3
G	20	Val Barnes (So.)	11.5
G	11	Troy Skinner (Jr.)	7.7
Reserves			
F	15	Rodell Davis (Jr.)	7.9
G	10	Kevin Smith (Fr.)	5.0
F	42	Jay Webb (So.)	4.8

Date	AP Rank UI/Opp	Opponent	Result
11/15	--/19	Temple	W, 73-71
11/17		at Notre Dame	L, 68-77

11/27		at Drake	W, 80-61
-------	--	----------	----------

Hawkeye Invitational

11/30		Colgate	W, 80-59
12/1		Creighton	W, 83-77

12/4		Northern Iowa	W, 72-68
12/8		Iowa State	W, 75-73
12/15		Maryland-Baltimore County	W, 98-81
12/18		Chicago State	W, 93-70
12/22	--/5	UCLA	W, 88-71
12/28	23/--	at Hawaii-Hilo	W, 78-65
12/30	23/--	at Chaminade	W, 104-64
1/3	22/6	at Ohio State	L, 59-63
1/5	22/25	Michigan State	W, 79-66
1/10	22/--	Michigan	W, 79-78
1/12	22/--	at Minnesota	L, 77-79
1/17	24/--	at Wisconsin	L, 79-91
1/19	24/3	Indiana	L, 79-99
1/28		at Illinois	L, 50-53
1/31		at Purdue	W, 78-69
2/2		Northwestern	W, 82-66
2/7	--/25	at Michigan State	W, 71-67
2/9		at Michigan	L, 70-84
2/14		Minnesota	W, 82-69
2/16		Wisconsin	L, 55-56
2/21	--/4	at Indiana#	W, 80-79
2/23		Illinois	L, 74-79
3/2		Purdue	L, 65-70
3/7		at Northwestern	W, 79-76
3/10	--/2	Ohio State	W, 80-69

NCAA Tournament (Midwest)

3/14		vs. East Tennessee State	W, 76-73
3/16	--/6	vs. Duke	L, 70-85

1991-92 (19-11, 10-8 Big Ten/5th)

Pos.	#	Starters	Ppg
F	40	Chris Street (So.)	10.6
F	24	James Moses (Sr.)	13.9
C	55	Acie Earl (Jr.)	19.5
G	20	Val Barnes (Jr.)	11.5
G	10	Kevin Smith (So.)	5.4
Reserves			
F	15	Rodell Davis (Sr.)	5.0
F	34	Wade Lookingbill (Jr.)	4.7
G	11	Troy Skinner (Sr.)	4.1

Date	AP Rank UI/Opp	Opponent	Result
11/23	21/--	Maryland-Eastern Shore	W, 101-45
11/26	21/--	Western Illinois	W, 95-58
12/3	21/--	Drake	W, 83-56

Hawkeye Invitational

12/6	21/--	Army	W, 74-39
12/7	21/--	Louisiana Tech	W, 84-65

12/10	16/--	at Northern Iowa	W, 108-85
12/14	16/--	at Iowa State	L, 84-98

Tampa Tribune Holiday Invitational

12/27	23/--	vs. Butler (n)	W, 114-92
12/28	23/--	vs. South Florida (n)	L, 78-85
1/4		Centenary	W, 121-76
1/9	--/11	Michigan#	L, 77-80
1/11		at Purdue#	L, 69-77
1/15		Illinois	W, 74-69
1/19	--/4	at Ohio State	L, 81-85
1/22		at Northwestern	W, 78-71
1/29		Wisconsin	W, 73-66
2/1		Minnesota	W, 87-70
2/6	--/11	Michigan State	W, 77-63
2/9	--/6	at Indiana	L, 66-81
2/12	--/17	at Michigan	L, 74-79
2/15		Purdue	W, 80-68
2/18	--/6	Ohio State	W, 92-86
2/23		at Illinois#	L, 72-77
2/25		at Minnesota	W, 79-64
3/4		Indiana	L, 60-64
3/7		at Wisconsin	W, 70-65
3/11		Northwestern	W, 69-66
3/15	--/16	at Michigan State	L, 53-64

NCAA Tournament (East)

3/19		vs. Texas	W, 98-92
3/21	--/1	vs. Duke	L, 62-75

YEAR-BY-YEAR SCORES

IOWA BASKETBALL



2020 MEDIA GUIDE

1992-93 (23-9, 11-7 Big Ten/T-3rd)

Pos.	#	Starters	Ppg
F	34	Wade Lookingbill (Sr.)	7.4
F	23	James Winters (Jr.)	8.6
C	55	Acie Earl (Sr.)	16.9
G	20	Val Barnes (Sr.)	14.7
G	10	Kevin Smith (Jr.)	5.0
Reserves			
F	3	Kenyon Murray (Fr.)	6.7
F	52	Russ Millard (Fr.)	5.2
C	42	Jay Webb (Sr.)	4.2

Date	AP Rank UI/Opp	Opponent	Result
12/1	10/--	Mississippi Valley State	W, 100-69

Hawkeye Invitational

12/4	10/--	Texas-Pan American	W, 85-29
12/5	10/--	Mississippi State	W, 69-54

12/8	8/--	Northern Iowa	W, 64-44
12/12	8/--	Iowa State	W, 78-51

San Juan Shootout

12/20	8/--	vs. American University (n)	W, 101-47
12/21	8/--	vs. Eastern Michigan (n)	W, 103-66
12/22	8/--	vs. Southern Illinois (n)	W, 90-70

12/28	8/--	Texas Southern	W, 91-70
1/2	8/--	Central Conn. State	W, 104-58
1/4	8/--	at Drake	W, 80-65
1/6	8/5	at Indiana	L, 67-75
1/9	8/--	at Ohio State	L, 81-92
1/13	13/19	Minnesota	W, 84-77
1/16	13/3	at Duke	L, 56-65
1/28	11/--	at Michigan State#	W, 96-90
1/31	11/5	Michigan	W, 88-80
2/4	9/--	at Illinois	L, 77-78
2/6	9/1	Indiana	L, 66-73
2/13	13/--	at Minnesota	L, 85-91
2/16	20/--	Ohio State	W, 68-54
2/20	20/--	at Northwestern	W, 75-63
2/22	18/--	at Penn State	W, 74-58
2/24	18/--	Penn State	W, 58-38
2/27	18/--	Michigan State	W, 66-64
3/2	15/4	at Michigan	L, 73-82
3/6	15/24	at Purdue	L, 58-69
3/8	17/--	Northwestern	W, 56-50
3/10	17/--	Wisconsin	W, 91-65
3/13	17/--	Illinois	W, 63-53

NCAA Tournament (Southeast)

3/19	17/--	vs. Northeast Louisiana	W, 82-69
3/21	17/12	vs. Wake Forest	L, 78-84

1993-94 (11-16, 5-13 Big Ten/T-10th)

Pos.	#	Starters	Ppg
F	4	Jess Settles (Fr.)	15.3
F	3	Kenyon Murray (So.)	12.3
F	23	James Winters (Sr.)	18.0
G	44	Jim Bartels (Jr.)	11.5
G	13	Mon'ter Glasper (So.)	4.8
Reserves			
F	52	Russ Millard (So.)	11.2
G	14	Chris Kingsbury (Fr.)	8.2
G	11	Kevin Skillett (Jr.)	2.0

Date	AP Rank UI/Opp	Opponent	Result
11/30		Drake	W, 90-86

Hawkeye Invitational

12/3		Lehigh	W, 104-77
12/4		Long Beach State	W, 101-79

12/7		at Northern Iowa	W, 81-76
12/11		at Iowa State	L, 79-86
12/20		Dartmouth	W, 104-65
12/22	--/3	Duke	L, 76-79
12/29		at Cal-Irvine	L, 78-86
1/2		Eastern Illinois	W, 91-52

1/4		at Ohio State	L, 68-72
1/8	--/13	Michigan	L, 70-71
1/11	--/11	Indiana	L, 75-89
1/19		at Illinois	L, 90-105
1/22		Penn State	W, 81-70
1/26		at Northwestern	W, 86-76
1/29		at Michigan State	L, 84-87
2/2	--/22	Minnesota	W, 92-88
2/6	--/8	Purdue	L, 78-87
2/12	--/12	at Indiana	L, 91-93
2/16	--/7	at Michigan	L, 76-89
2/19		Illinois	W, 83-69
2/23		at Penn State	L, 80-89
2/26		Northwestern	L, 74-80
3/2		Michigan State	L, 72-80
3/5	--/18	at Minnesota###	L, 96-107
3/9		at Wisconsin	L, 71-95
3/12		Ohio State	W, 83-74

1994-95 (21-12, 9-9 Big Ten/T-7th)

Pos.	#	Starters	Ppg
F	4	Jess Settles (So.)	15.6
F	3	Kenyon Murray (Jr.)	11.5
F	44	Jim Bartels (Sr.)	11.2
G	14	Chris Kingsbury (So.)	16.8
G	5	Andre Woolridge (So.)	14.0
Reserves			
F	52	Russ Millard (Jr.)	5.2
F	42	Ryan Bowen (Fr.)	4.6
G	13	Mon'ter Glasper (Jr.)	3.9

Date	AP Rank UI/Opp	Opponent	Result
11/25		Morgan State	W, 126-79
11/29		at Drake	W, 103-68

Hawkeye Invitational

12/2		Pepperdine	W, 99-63
12/3	--/14	Ohio University	W, 91-75

12/7		Northern Iowa	W, 80-48
12/10		Iowa State	L, 63-76
12/17		Long Island	W, 102-72
12/20		Western Carolina	W, 85-60
12/23		at BYU-Hawaii	W, 61-57

Rainbow Classic

12/27	--/7	vs. Duke (n)	W, 81-71
12/29		vs. Hawai'i (n)	W, 84-82
12/30	--/3	vs. Arkansas (n)	L, 92-101

1/4	22/--	Indiana	W, 74-55
1/7	22/14	at Michigan State	L, 68-69
1/11	19/--	at Michigan##	L, 82-83
1/14	19/--	Purdue	L, 83-84
1/21		Wisconsin	W, 96-84
1/25		at Ohio State	W, 81-66
1/28		Minnesota	L, 54-55
2/1		Illinois	L, 74-79
2/4		at Penn State	L, 64-74
2/9		Northwestern	W, 116-77
2/11		at Illinois#	L, 97-104
2/15	--/24	at Minnesota	W, 74-70
2/18		Ohio State	W, 85-66
2/22		at Wisconsin	W, 84-77
3/1	--/17	at Purdue	L, 85-92
3/5		Michigan	W, 89-69
3/8	--/9	Michigan State	W, 79-78
3/12		at Indiana	L, 79-110

National Invitation Tournament

3/15		vs. DePaul (n)	W, 97-86
3/21		Ohio University	W, 66-62
3/23		Penn State	L, 64-67

1995-96 (23-9, 11-7 Big Ten/4th)

Pos.	#	Starters	Ppg
F	3	Kenyon Murray (Sr.)	9.5
F	4	Jess Settles (Jr.)	15.1
C	52	Russ Millard (Sr.)	13.7
G	5	Andre Woolridge (Jr.)	13.1
G	13	Mon'ter Glasper (Sr.)	4.6
Reserves			
F	52	Ryan Bowen (So.)	5.5
F	44	J.R. Koch (Fr.)	3.4
G	14	Chris Kingsbury (Jr.)	11.9

Date	AP Rank UI/Opp	Opponent	Result
11/22	10/--	vs. Ohio University (n)	W, 78-51
11/24	10/6	vs. Connecticut (n) #	W, 101-95
11/25	10/--	vs. Duke (n)	L, 81-88
11/28	11/--	Drake	W, 98-66

Super Chevy Shootout

12/1	11/--	East Tennessee State	W, 104-58
12/2	11/--	Colgate	W, 79-59

12/5	12/--	at Northern Iowa	W, 78-73
12/9	12/--	at Iowa State	W, 56-50
12/16	9/--	Texas Southern	W, 110-67
12/20	10/--	Western Illinois	W, 93-41
12/23	10/--	Morehead State	W, 82-57
12/28	10/--	at Colorado	W, 100-85
1/3	10/--	at Purdue+	L, 61-85
1/6	10/--	Minnesota	W, 92-63
1/10	11/--	Ohio State	W, 81-53
1/13	11/--	at Wisconsin	L, 71-80
1/18	16/--	Illinois	W, 82-79
1/20	16/--	at Michigan State	L, 60-62
1/28	22/16	Michigan	W, 70-61
1/30	16/--	at Indiana	L, 73-76
2/3	16/10	Penn State#	L, 87-95
2/7	19/--	at Northwestern	W, 88-77
2/11	19/--	Indiana	W, 76-50
2/13	19/--	at Michigan	W, 62-55
2/21	19/--	Michigan State	W, 83-47
2/24	18/--	at Illinois	L, 86-91
2/28	20/--	Wisconsin	W, 69-54
3/2	20/--	at Ohio State	W, 73-64
3/6	19/--	at Minnesota	L, 64-72
3/9	19/4	Purdue	W, 56-52

NCAA Tournament (West)

3/15	19/--	vs. George Washington	W, 81-79
3/17	19/11	vs. Arizona	L, 73-87

1996-97 (22-10, 12-6 Big Ten/T-2nd)

Pos.	#	Starters	Ppg
F	42	Ryan Bowen (Jr.)	11.8
G	45	Darryl Moore (Jr.)	5.2
C	13	Guy Rucker (Fr.)	10.6
G	32	Kent McCausland (So.)	8.6
G	5	Andre Woolridge (Sr.)	20.2
Reserves			
F	44	J.R. Koch (So.)	8.0
F	4	Jess Settles (Jr.)	11.3
G	24	Ryan Luehrsmann (Fr.)	3.5

Date	AP Rank UI/Opp	Opponent	Result
11/22	23/--	vs. Western Illinois (n)	W, 81-66

Maui Invitational

11/25		vs. California (n)	L, 59-75
11/26		vs. LSU (n) +	L, 60-70
11/27		at Chaminade	W, 67-37
12/3		at Drake	W, 79-59

Super Chevy Shootout

12/6		Grambling State	W, 93-73
12/7		LaSalle	W, 65-60

12/10		Northern Iowa	W, 72-63
12/14	--/6	Iowa State	L, 74-81



12/21		Missouri	W, 88-77
12/27		Austin Peay	W, 90-58
12/29		Cal-Northridge	W, 90-65
1/2		Northwestern	W, 72-55
1/4		at Penn State	W, 69-57
1/7		at Purdue	W, 59-56
1/11		Wisconsin	W, 78-53
1/15		Ohio State	W, 76-62
1/19	--/18	at Michigan	L, 71-79
1/23	--/8	at Minnesota	L, 51-66
1/29		Illinois	W, 82-65
2/4	25/24	Indiana	W, 75-67
2/9		at Illinois	L, 51-66
2/12		at Michigan State	L, 67-69
2/15	--/3	Minnesota	L, 66-68
2/20	--/18	Michigan	W, 80-75
2/22		at Ohio State	W, 69-56
2/26		at Wisconsin	L, 48-49
3/1		Purdue	W, 84-62
3/5		Penn State	W, 81-55
3/8		at Northwestern	W, 75-59

NCAA Tournament (West)

3/13		vs. Virginia	W, 73-60
3/15	--/6	vs. Kentucky	L, 69-75

1997-98 (20-11, 9-7 Big Ten/T-5th)

Pos.	#	Starters	Ppg
F	23	Ricky Davis (Fr.)	15.0
F	45	Darryl Moore (Sr.)	7.1
C	42	Ryan Bowen (Sr.)	14.4
G	20	Dean Oliver (Fr.)	8.8
G	32	Kent McCausland (Jr.)	9.6
Reserves			
F	44	J.R. Koch (Jr.)	6.9
C	13	Guy Rucker (So.)	6.9
G	24	Ryan Luehrsmann (So.)	4.0
G	30	Kyle Galloway (Fr.)	4.2

Date	AP Rank UI/Opp	Opponent	Result
11/14	15/--	Chicago State	W, 105-60
11/16	15/--	North Texas	W, 112-64
11/29	14/--	Long Island	W, 101-69
12/2	10/--	Drake	W, 90-60

Super Chevy Shootout

12/5	10/--	Rice	W, 81-52
12/6	10/--	Weber State	W, 81-56

12/9	10/--	at Northern Iowa	L, 78-84
12/13	10/--	at Iowa State	W, 60-59

San Juan Christmas Shootout

12/21	15/--	vs. Puerto Rico-Mayaguez (n)	W, 96-37
12/22	15/--	vs. Southern Mississippi (n)	W, 82-58
12/23	15/--	vs. St. Bonaventure (n)	W, 81-67

12/28	15/--	Bucknell	W, 91-52
12/31	14/--	at Indiana	W, 89-76
1/3	11/--	Northwestern	W, 91-57
1/8	11/--	Illinois	L, 64-76
1/14	13/--	at Ohio State	W, 61-46
1/18	13/--	at Minnesota	W, 82-69
1/21	10/--	Michigan State	L, 57-78
1/24	10/--	at Missouri#	L, 79-80
1/28	16/--	at Penn State	L, 65-67
2/1	16/19	Michigan	L, 66-80
2/3	24/--	at Wisconsin	W, 79-76
2/7	24/16	at Michigan State	L, 64-75
2/12		Minnesota	L, 71-73
2/14		Ohio State	W, 82-70
2/18	--/5	Purdue	W, 88-69
2/22	--/23	at Illinois	L, 72-79
2/25		at Northwestern	W, 75-55
2/28		Indiana	W, 84-70

Big Ten Tournament

3/6		vs. Michigan (n)	L, 66-77
-----	--	------------------	----------

National Invitation Tournament

3/11		Georgia	L, 93-100
------	--	---------	-----------

1998-99 (20-10, 9-7 Big Ten/T-3rd)

Pos.	#	Starters	Ppg
F	4	Jess Settles (Sr.)	9.8
F	3	Jason Bauer (Sr.)	2.6
C	44	J.R. Koch (Sr.)	10.4
G	20	Dean Oliver (So.)	11.9
G	32	Kent McCausland (Sr.)	8.6
Reserves			
F	13	Guy Rucker (Jr.)	6.7
C	14	Jacob Jaacks (Jr.)	6.8
G	34	Joey Range (Fr.)	7.8
G	14	Ryan Luehrsmann (Jr.)	5.8

Date	AP Rank UI/Opp	Opponent	Result
11/15		vs. Western Illinois (n)	W, 74-63
11/19		Northern Iowa	W, 83-67
11/25		Creighton	L, 73-75
12/1		at Drake	W, 78-74

Hawkeye Invitational

12/4		South Alabama	W, 82-58
12/5		Detroit Mercy	W, 61-60

12/8	--/10	at Kansas	W, 85-81
12/12		Iowa State	W, 74-54
12/19	25/--	Missouri	W, 82-68
12/23	21/--	Coppin State	W, 87-73
12/31	21/8	Indiana	W, 67-52
1/3	21/--	at Northwestern	W, 52-48
1/7	17/11	Illinois	W, 84-62
1/12	12/21	at Ohio State	W, 71-68
1/16	12/19	at Minnesota	L, 70-75
1/21	14/11	at Michigan State	L, 65-80
1/23	14/15	Wisconsin	L, 52-72
1/27	16/--	Penn State	W, 84-74
1/30	16/--	at Michigan	W, 81-68
2/4	14/18	at Purdue	L, 75-90
2/6	14/8	Michigan State	L, 81-95
2/10	19/22	Minnesota	W, 76-73
2/13	19/13	Ohio State	L, 69-73
2/21	20/--	at Illinois	W, 78-72
2/23	18/--	Northwestern	W, 65-48
2/27	18/20	at Indiana	L, 81-88

Big Ten Tournament

3/5	20/19	vs. Wisconsin (n)	L, 60-74
-----	-------	-------------------	----------

NCAA Tournament (West)

3/11	20/--	vs. UAB	W, 77-64
3/13	20/22	vs. Arkansas	W, 82-72
3/18	20/3	vs. Connecticut	L, 68-78

Coach Steve Alford**1999-2000 (14-16, 6-10 Big Ten/T-8th)**

Pos.	#	Starters	Ppg
F	1	Rob Griffin (Jr.)	14.4
F	23	Duez Henderson (So.)	7.4
C	14	Jacob Jaacks (Sr.)	10.6
G	20	Dean Oliver (Jr.)	12.9
G	32	Ryan Luehrsmann (Sr.)	6.6
Reserves			
G	30	Kyle Galloway (So.)	6.1
F	25	Rod Thompson (So.)	3.4
F	13	Joe Fermino (Jr.)	2.3
G	11	Jason Price (Sr.)	1.9

Date	AP Rank UI/Opp	Opponent	Result
11/11	--/1	vs. Connecticut (n)	W, 70-68
11/12		vs. Stanford (n)	L, 58-72

11/21	22/--	Eastern Illinois	W, 95-79
11/27	23/--	at Creighton	L, 76-85
11/30	--/24	vs. Maryland (n)	L, 65-83

Gazette Hawkeye Challenge

12/3		Texas Southern	W, 73-51
12/4		Ohio University	W, 86-66

12/7		at Northern Iowa	W, 67-59
12/11		at Iowa State	L, 59-66

12/18		at Missouri	L, 61-72
12/28		Drake##	W, 83-76
1/5		Northwestern	W, 58-52
1/8	--/11	Michigan State	L, 53-75
1/12		at Minnesota	L, 82-85
1/15		at Penn State	L, 61-73
1/18	--/11	at Indiana	L, 71-74
1/22		Michigan	W, 83-78
1/26		Illinois	L, 58-69
1/29		at Wisconsin	W, 61-55
2/3	--/15	Kansas	W, 77-69
2/5		Purdue	L, 58-84
2/9	--/5	at Ohio State	W, 67-64
2/12		at Illinois	L, 50-78
2/16	--/25	at Purdue	L, 59-67
2/23		Wisconsin	L, 45-54
2/27		Minnesota	W, 71-59
3/1		at Michigan	L, 78-87
3/4		Penn State	W, 86-83

Big Ten Tournament

3/9		vs. Minnesota	W, 81-78
3/10	--/5	vs. Michigan State	L, 65-75

2000-01 (23-12, 7-9 Big Ten/T-6th)

Pos.	#	Starters	Ppg
F	32	Reggie Evans (Jr.)	15.1
G	20	Dean Oliver (Sr.)	13.9
G	24	Luke Recker (Jr.)	18.1
F	23	Duez Henderson (Jr.)	6.3
F	4	Glen Worley (Fr.)	7.5
Reserves			
G	11	Brody Boyd (Fr.)	5.8
C	5	Jared Reiner (Fr.)	3.1
G	2	Ryan Hogan (Jr.)	7.2

Date	AP Rank UI/Opp	Opponent	Result
11/19		UW-Milwaukee	W, 83-79
11/21		at Drake	W, 73-71
11/28		Georgia Tech	W, 85-67

Gazette Hawkeye Challenge

12/1		Tennessee-Chattanooga	W, 79-60
12/2		Tulsa	W, 66-65

12/5		Northern Iowa	W, 74-42
12/9		Iowa State	W, 80-68
12/16	22/--	Missouri##	W, 99-94
12/19	19/--	Centenary	W, 72-52
12/23	19/--	at Kansas State	L, 78-86

Rainbow Classic

12/28	23/--	vs. Detroit-Mercy (n)	W, 69-68
12/29	23/6	vs. Tennessee (n)	L, 68-80
12/30	23/--	vs. Saint Louis (n)	W, 68-56

1/6		at Penn State	W, 86-85
1/11	--/7	Illinois	W, 78-62
1/13		at Purdue	W, 83-73
1/16	14/--	at Wisconsin	L, 54-67
1/20	14/--	Michigan	L, 69-70
1/24	21/--	at Minnesota	W, 87-74
1/27	21/--	Indiana	W, 71-66
1/31	18/--	Minnesota	W, 64-55
2/7	14/--	Ohio State	L, 68-69
2/10	14/--	at Northwestern	L, 61-69
2/14	25/--	at Michigan	L, 85-95
2/18	25/5	at Michigan State	L, 70-94
2/21		Purdue#	W, 78-72
2/24	--/3	at Illinois	L, 63-89
3/1		Penn State	L, 73-78
3/3	--/22	Wisconsin	L, 57-59

Big Ten Tournament

3/8		vs. Northwestern (n)	W, 72-55
3/9	--/24	vs. Ohio State (n)	W, 75-66
3/10		vs. Penn State (n)	W, 94-74
3/11		vs. Indiana (n)	W, 63-61

NCAA Tournament (East)

3/15		vs. Creighton	W, 69-56
3/17	--/15	vs. Kentucky	L, 79-92

YEAR-BY-YEAR SCORES

IOWA BASKETBALL



2020 MEDIA GUIDE

2001-02 (19-16, 5-11 Big Ten/T-8th)

Pos.	#	Starters	Ppg
F	32	Reggie Evans (Sr.)	15.4
C	53	Sean Sonderleiter (So.)	2.2
G	1	Chauncey Leslie (Sr.)	6.1
G	3	Pierre Pierce (Fr.)	7.1
G	24	Luke Recker (Sr.)	17.1
Reserves			
F	4	Glen Worley (So.)	7.3
F	23	Duez Henderson (Sr.)	4.5
C	5	Jared Reiner (So.)	3.1
G	11	Brody Boyd (So.)	3.9
G	2	Ryan Hogan (Sr.)	5.3

Date	AP Rank UI/Opp	Opponent	Result
11/13	9/--	Maryland Eastern Shore	W, 89-59
11/14	9/--	Boston University	W, 90-61
11/17	9/--	Louisiana Tech	W, 75-67

Guardians Classic

11/20	9/12	vs. Memphis (n)	W, 75-71
11/21	9/5	vs. Missouri (n)	L, 77-78

11/27	7/1	vs. Duke (n)	L, 62-80
-------	-----	--------------	----------

Gazette Hawkeye Challenge

11/30	7/--	Alabama State	W, 73-64
12/1	7/--	SMU	W, 86-69

12/4	12/--	at Northern Iowa	L, 76-78
12/8	12/--	at Iowa State	W, 78-53
12/12	15/--	Drake	W, 101-59
12/15	15/2	at Missouri	W, 83-65
12/22	12/--	Kansas State	W, 89-70
12/28	9/--	Mercer	W, 77-43
1/2	9/--	Wisconsin	W, 69-57
1/5	9/--	at Ohio State	L, 62-72
1/9	13/--	Northwestern	W, 70-60
1/13	13/--	Indiana	L, 66-77
1/15	17/11	at Illinois	L, 66-77
1/19	17/--	at Northwestern	L, 50-63
1/22		Michigan State	W, 75-71
1/26		at Purdue	L, 68-73
2/2		Penn State	W, 81-64
2/5		at Indiana	L, 51-79
2/9		Minnesota	L, 78-86
2/13		at Penn State	L, 65-71
2/16	--/23	Ohio State	L, 66-72
2/19		at Wisconsin	L, 56-64
2/23		Michigan	W, 75-56
3/2		at Michigan State	L, 79-93

Big Ten Tournament

3/7		vs. Purdue (n)	W, 87-72
3/8		vs. Wisconsin (n)	W, 58-56
3/9	--/23	vs. Indiana (n)	W, 62-60
3/10	--/21	vs. Ohio State (n)	L, 64-81

National Invitation Tournament

3/13		LSU	L, 61-63
------	--	-----	----------

2002-03 (17-14, 7-9 Big Ten/T-8th)

Pos.	#	Starters	Ppg
F	4	Glen Worley (Sr.)	10.9
F	44	Greg Brunner (Fr.)	7.5
C	5	Jared Reiner (Sr.)	9.7
G	1	Chauncey Leslie (Sr.)	15.8
G	2	Jeff Horner (Fr.)	8.2
Reserves			
F	53	Sean Sonderleiter (Sr.)	8.5
G	11	Brody Boyd (Sr.)	9.7

Date	AP Rank UI/Opp	Opponent	Result
11/24		Florida Atlantic	W, 79-52
11/26		at Drake	W, 50-49
11/30		Tennessee State	W, 84-51
12/2		at Florida State	L, 67-80

Gazette Hawkeye Challenge

12/6		Montana State	W, 65-44
12/7		Southern Mississippi	W, 65-63

12/10		Northern Iowa	W, 63-54
12/13		Iowa State	L, 69-73
12/22		Liberty	W, 87-49
12/28		at Tulsa	W, 73-67
1/4		Missouri	L, 82-88
1/8		at Northwestern	W, 68-63
1/11	--/25	Michigan State	W, 68-64
1/15	--/8	Illinois	W, 68-61
1/22		at Wisconsin	L, 61-74
1/25		Ohio State	L, 72-83
2/1		Purdue#	L, 77-80
2/5		at Penn State	W, 75-55
2/8		at Michigan	L, 62-70
2/12		at Minnesota	L, 64-77
2/15		Penn State	W, 84-71
2/19		Indiana	L, 63-79
2/22		Wisconsin	L, 53-61
2/25		at Ohio State	W, 71-64
3/1		at Indiana#	L, 88-91
3/5		at Michigan State	L, 54-82
3/8		Northwestern	W, 77-61

Big Ten Tournament

3/13		vs. Ohio State (n)	L, 64-66
------	--	--------------------	----------

National Invitation Tournament

3/17		Valparaiso	W, 62-60
3/21		at Iowa State	W, 54-53
3/24		Georgia Tech	L, 78-79

2003-04 (16-13, 9-7 Big Ten/4th)

Pos.	#	Starters	Ppg.
F	4	Glen Worley (Sr.)	8.1
F	44	Greg Brunner (So.)	10.9
G	2	Jeff Horner (So.)	13.0
G	3	Pierre Pierce (Sr.)	16.1
G	11	Brody Boyd (Sr.)	11.1
Reserves			
C	5	Jared Reiner (Sr.)	10.5
G	30	Kurt Spurgeon (Sr.)	0.9
C	34	Erek Hansen (So.)	2.1

Date	AP Rank UI/Opp	Opponent	Result
11/23		UNC-Asheville	W, 107-80
11/25		Drake	W, 74-56
11/29	--/17	vs. Louisville# (n)	W, 70-69
12/2		UW-Green Bay	W, 82-56

Gazette Hawkeye Challenge

12/5		Eastern Washington	W, 70-54
12/6		Northern Illinois	W, 65-57

12/9	24/--	at Northern Iowa	L, 66-77
12/22		vs. Texas Tech (n)	L, 59-65
12/30		Eastern Illinois	W, 71-62
1/3	--/23	at Missouri	L, 56-76
1/7	--/24	Purdue	W, 71-61
1/10		Northwestern	L, 68-77
1/13		at Minnesota	W, 83-68
1/17	--/25	at Illinois	L, 82-88
1/21		at Iowa State	L, 76-84
1/24		Ohio State	W, 79-65
1/28		at Michigan	L, 84-90
1/31		Penn State	W, 77-58
2/4		at Michigan State	L, 72-89
2/7		at Indiana##	W, 84-82
2/11	--/17	Wisconsin	L, 52-54
2/14		Michigan	W, 69-61
2/18		at Ohio State	W, 78-67
2/25	--/23	Illinois	L, 59-78
2/28		Minnesota	W, 66-62
3/3		at Northwestern	L, 49-51
3/6		Purdue	W, 63-62

Big Ten Tournament

3/12		vs. Michigan (n)	L, 70-79
------	--	------------------	----------

National Invitation Tournament

3/17		at Saint Louis	L, 69-70
------	--	----------------	----------

2004-05 (21-12, 7-9 Big Ten/7th)

Pos.	#	Starters	Ppg.
F	44	Greg Brunner (Sr.)	14.7
C	34	Erek Hansen (Sr.)	4.8
G	1	Adam Haluska (So.)	14.2
G	2	Jeff Horner (Sr.)	14.0
G	35	Mike Henderson (So.)	4.9
Reserves			
F	23	Doug Thomas	4.6
G	25	Carlton Reed	2.6
F	5	Alex Thompson	1.6

Date	AP Rank UI/Opp	Opponent	Result
11/19		Western Illinois	W, 85-62

EA Sports Maui Invitational

11/22	--/12	vs. Louisville (n)	W, 76-71
11/23	--/15	vs. Texas (n)	W, 82-80
11/24	--/11	vs. North Carolina (n)	L, 92-106

11/30	23/--	Drake	W, 91-75
-------	-------	-------	----------

Gazette Hawkeye Challenge

12/3	23/--	Centenary	W, 88-53
12/4	23/--	UNC Greensboro	W, 83-58

12/7	17/--	Northern Iowa	W, 76-73
12/10	17/--	Iowa State	W, 70-63
12/18	16/--	Western Carolina	W, 88-75
12/21	17/--	vs. Texas Tech (n)	W, 83-53
12/28	16/--	Air Force	W, 73-63
12/31	16/--	Saint Louis	W, 67-58
1/5	14/--	Michigan	L, 63-65
1/8	14/--	at Ohio State	L, 69-81
1/15	24/--	Minnesota	W, 66-60
1/20	23/1	at Illinois#	L, 68-73
1/22	23/--	Purdue	W, 71-57
1/26	23/--	at Northwestern#	L, 74-75
1/29	23/--	Indiana	W, 72-57
2/5	--/12	Michigan State	L, 64-75
2/9	--/20	at Wisconsin	L, 69-72
2/12		Northwestern	W, 64-54
2/16		at Purdue	L, 63-66
2/19	--/1	Illinois	L, 65-75
2/23		at Minnesota	L, 57-65
2/26		at Penn State	W, 78-56
3/2		Ohio State	W, 74-72
3/5		at Michigan#	W, 74-72

Big Ten Tournament

3/10		vs. Purdue (n)	W, 71-52
3/11	--/13	vs. Michigan State (n)	W, 71-69
3/12	--/23	vs. Wisconsin (n)	L, 56-59

NCAA Tournament (Indianapolis, IN)

3/17	--/21	vs. #23 Cincinnati	L, 64-76
------	-------	--------------------	----------

2005-06 (25-9, 11-5 Big Ten/T-2nd)

Pos.	#	Starters	Ppg.
F	44	Greg Brunner (Sr.)	14.1
C	34	Erek Hansen (Sr.)	6.7
G	1	Adam Haluska (Sr.)	13.9
G	2	Jeff Horner (Sr.)	13.6
G	35	Mike Henderson (Sr.)	7.6
Reserves			
C	23	Doug Thomas (Sr.)	4.6
G	11	Tony Freeman (Fr.)	3.4
F	5	Alex Thompson (Fr.)	2.0

Date	AP Rank UI/Opp	Opponent	Result
11/14	20/--	MD-Eastern Shore	W, 86-41
11/15	20/--	Colgate	W, 73-51

Guardians Classic

11/21	18/7	vs. Kentucky (n)	W, 67-63
11/22	18/2	vs. Texas (n)	L, 59-68

11/26	18/--	Texas-San Antonio	W, 79-46
11/30	14/24	NC State	W, 45-42



Hawkeye Challenge

12/2	14/--	Fairfield	W, 75-59
12/3	14/--	Valparaiso	W, 72-59

12/6	12/--	at Northern Iowa#	L, 63-67
12/9	12/--	at Iowa State	L, 60-72
12/17	22/--	Arizona State	W, 62-43
12/20	25/--	Drake	W, 65-60
12/22	25/--	Robert Morris	W, 73-51
12/30		at Saint Louis	W, 60-50
1/5		at Wisconsin	L, 52-66
1/7		Illinois	W, 63-48
1/14		at Penn State	W, 80-76
1/18	23/--	Minnesota###	W, 76-72
1/21	23/--	at Michigan State	L, 55-85
1/24	--/13	Indiana	W, 73-60
1/28	--/16	Ohio State	W, 67-62
2/1	23/--	at Purdue	W, 77-68
2/4	23/21	Michigan	W, 94-66
2/8	18/--	at Northwestern	L, 48-51
2/11	18/24	at Indiana	W, 70-67
2/14	18/16	Michigan State	W, 66-54
2/18	18/--	at Minnesota	L, 61-74
2/25	20/--	at Illinois	L, 59-71
3/1	23/--	Penn State	W, 65-38
3/4	23/--	Wisconsin	W, 59-44

Big Ten Tournament

3/10	20/--	vs. Minnesota (n)	W, 67-57
3/11	20/--	vs. Michigan State (n)	W, 53-48
3/12	20/7	vs. Ohio State (n)	W, 67-60

NCAA Tournament (Auburn Hills, MI)

3/17	20/--	vs. Northwestern State (n)	L, 63-64
------	-------	----------------------------	----------

2006-07 (17-14, 9-7 Big Ten/T-4th)

Pos.	#	Starters	Ppg.
F	34	Tyler Smith (Fr.)	14.9
F	44	Cyrus Tate (So.)	4.2
C	52	Kurt Looby (Jr.)	3.8
G	1	Adam Haluska (Sr.)	20.5
G	11	Tony Freeman (So.)	7.5
Reserves			
G	35	Mike Henderson (Sr.)	5.8
C	53	Seth Gorney (Jr.)	5.5
G	24	Justin Johnson (Jr.)	5.4

Date	AP Rank UI/Opp	Opponent	Result
11/13		The Citadel	W, 75-53

Paradise Jam

11/17		vs. Toledo (n)	W, 78-65
11/19	--/10	vs. Alabama (n)	L, 60-72
11/20		vs. Villanova (n)	L, 60-89

11/25		at Arizona State	L, 64-67
11/29		at Virginia Tech	L, 65-69

Hawkeye Challenge

12/1		Texas-Pan American	W, 62-46
12/2		Coppin State	W, 83-67

12/5		Northern Iowa	L, 55-57
12/8		Iowa State	W, 77-59
12/16		at Drake	L, 59-75
12/20		Georgia State	W, 101-59
12/23		Texas Southern	W, 90-63
12/30		Cornell	W, 65-50
1/4		Michigan State	W, 62-60
1/10		at Illinois	L, 70-74
1/13		Minnesota	W, 60-49
1/16		at Indiana	L, 64-71
1/20		at Ohio State	L, 63-82
1/24		Penn State	W, 79-63
1/28	--/2	Wisconsin	L, 46-57
1/31		at Michigan	W, 69-62
2/3		Indiana	W, 81-75
2/7		at Minnesota	W, 91-78
2/10	--/4	at Wisconsin	L, 62-74
2/15		Northwestern	W, 66-58
2/17		at Michigan State	L, 49-81

2/21		Purdue	W, 78-59
2/28		at Penn State	L, 72-74
3/3		Illinois	W, 60-53

Big Ten Tournament

3/9		vs. Purdue (n)	L, 55-74
-----	--	----------------	----------

Coach Todd Lickliter

2007-08 (13-19, 6-12 Big Ten/8th)

Pos.	#	Starters	Ppg.
F	44	Cyrus Tate (Jr.)	8.3
F	53	Seth Gorney (Sr.)	4.3
G	11	Tony Freeman (Jr.)	13.8
G	24	Justin Johnson (Sr.)	11.8
G	32	Jake Kelly (Fr.)	7.3
Reserves			
G	30	Jeff Peterson (Fr.)	5.2
F	52	Kurt Looby (Sr.)	3.2

Date	AP Rank UI/Opp	Opponent	Result
11/9		Idaho State	W, 58-43
11/14		Northern Colorado	W, 59-47
11/18		Florida Gulf Coast	W, 62-49
11/20		Maryland-Eastern Shore	W, 65-48

South Padre Island Invitational

11/23		vs. Bradley (n)	L, 56-67
11/24		vs. Utah State (n)	L, 62-75
11/26		Wake Forest	L, 47-56

Hawkeye Challenge

11/30		Louisiana-Monroe#	L, 67-72
12/1		Eastern Illinois	W, 57-45
12/5		at Northern Iowa	W, 62-55
12/8		at Iowa State	L, 47-56
12/14		Drake	L, 51-56
12/29		Southeastern Louisiana	W, 57-50
1/2	--/11	Indiana	L, 76-79
1/5	--/25	at Wisconsin	L, 51-64
1/9		at Ohio State	L, 48-79
1/12	--/6	Michigan State	W, 43-36
1/16		Purdue	L, 62-67
1/19		at Michigan	W, 68-60
1/23	--/7	at Indiana	L, 43-65
1/26		Penn State	W, 64-49
1/30		at Purdue	L, 50-51
2/2		Ohio State	W, 53-48
2/6	--/8	Wisconsin	L, 54-60
2/9		at Minnesota	L, 50-63
2/14		Michigan	L, 52-60
2/19		Northwestern	W, 53-51
2/23	--/19	at Michigan State	L, 52-66
2/27		at Penn State	L, 64-65
3/1		Illinois	L, 47-58
3/4		at Northwestern	W, 67-62

Big Ten Tournament

3/13		vs. Michigan (n)	L, 47-55
------	--	------------------	----------

2008-09 (15-17, 5-13 Big Ten/10th)

Pos.	#	Starters	Ppg.
F	44	Cyrus Tate (Sr.)	7.0
F	24	Aaron Fuller (Fr.)	4.0
G	5	Matt Gatens (Fr.)	10.8
G	30	Jeff Peterson (So.)	10.6
G	32	Jake Kelly (So.)	11.6
Reserves			
F	50	Jarryd Cole (So.)	3.2
G	1	Anthony Tucker (Fr.)	10.4
G	15	Devan Bawinkel (Jr.)	4.8

Date	AP Rank UI/Opp	Opponent	Result
11/15		Charleston Southern	W, 68-48
11/17		Texas-San Antonio	W, 73-67
11/20		at The Citadel	W, 70-48
11/23		Oakland	W, 66-57
11/25		Southeast MO State	W, 75-41

Las Vegas Invitational

11/28		vs. West Virginia (n)	L, 68-87
11/29		vs. Kansas State (n)	W, 65-63

12/2		at Boston College	L, 55-57
12/5		Bryant University	W, 61-36
12/9		Northern Iowa	W, 65-46
12/12		Iowa State	W, 73-57
12/20		at Drake	L, 43-60
12/27		Western Illinois	W, 58-43
12/31	--/24	at Ohio State	L, 65-68
1/3		Indiana	W, 65-60
1/8	--/22	Minnesota	L, 49-52
1/11		at Michigan	L, 49-64
1/18	--/19	at Purdue	L, 53-75
1/21		Wisconsin#	W, 73-69
1/24		at Penn State	L, 59-63
1/29	--/9	Michigan State	L, 56-71
2/1	--/19	at Illinois	L, 54-62
2/4		at Indiana	L, 60-68
2/7		Northwestern	W, 56-51
2/11		at Wisconsin	L, 52-69
2/14	--/20	Purdue	L, 45-49
2/22		Michigan#	W, 70-60
2/25	--/9	at Michigan State	L, 54-62
2/28		at Northwestern	L, 49-55
3/3		Ohio State	L, 58-60
3/7		Penn State##	W, 75-67

Big Ten Tournament

3/12		vs. Michigan (n)	L, 45-73
------	--	------------------	----------

2009-10 (10-21, 4-14 Big Ten/9th)

Pos.	#	Starters	Ppg.
F	24	Aaron Fuller (So.)	9.7
F	25	Eric May (Fr.)	9.0
C	50	Jarryd Cole (Jr.)	8.1
G	5	Matt Gatens (So.)	12.3
G	3	Cully Payne (Fr.)	8.7
Reserves			
F	44	Brennan Cougill (Fr.)	4.0
G	34	John Lickliter (Fr.-RS)	1.9
G	15	Devan Bawinkel (Sr.)	3.1

Date	AP Rank UI/Opp	Opponent	Result
11/15		Texas-San Antonio	L, 50-62
11/17		Duquesne	L, 50-52
11/20		Bowling Green	W, 68-46

CBE Classic

11/23	--/3	vs. Texas (n)	L, 60-85
11/24		vs. Wichita State (n)	L, 57-74

11/28		NC Central	W, 73-63
12/1		Virginia Tech	L, 64-70
12/5		Prairie View A&M	W, 80-51
12/8		at Northern Iowa	L, 50-67
12/11		at Iowa State	L, 71-81
12/19		Drake	W, 71-67
12/21		South Carolina State	W, 82-69
12/29	--/4	Purdue	L, 58-67
1/2		Minnesota	L, 74-86
1/5		at Illinois	L, 42-59
1/9	--/10	Michigan State	L, 53-71
1/12		Tennessee State	W, 67-62
1/16		Penn State	W, 67-64
1/20	--/6	at Michigan State	L, 63-70
1/24		at Indiana	W, 58-43
1/27	--/20	Ohio State	L, 57-65
1/30		at Michigan	L, 46-60
2/3		Illinois	L, 49-57
2/7	--/13	at Ohio State	L, 58-68
2/10		Northwestern	W, 78-65
2/13	--/6	at Purdue	L, 40-63
2/16		Michigan#	L, 78-80
2/25		at Northwestern	L, 57-74
2/28		Indiana	W, 73-57
3/3	--/15	at Wisconsin	L, 40-67
3/7		at Minnesota	L, 53-88

Big Ten Tournament

3/11		vs. Michigan (n)	L, 52-59
------	--	------------------	----------



Coach Fran McCaffery

2010-11 (11-20, 4-14 Big Ten/10th)

Pos.	#	Starters	Ppg.
C	50	Jarryd Cole (Sr.)	8.0
F	1	Melsahn Basabe (Fr.)	11.0
G	4	Roy Devyn Marble (Fr.)	5.7
G	5	Matt Gatens (Jr.)	12.6
G	24	Bryce Cartwright (Jr.)	10.9
Reserves			
F	25	Eric May (So.)	7.8
F	15	Zach McCabe (Fr.)	5.8
F	20	Andrew Brommer (Jr.)	3.1

Date	AP Rank UI/Opp	Opponent	Result
11/14		South Dakota State	L, 69-79
11/16		Louisiana-Monroe	W, 68-40

Paradise Jam

11/19		vs. Xavier (n)	L, 73-86
11/20		vs. Alabama (n)	W, 55-47
11/22		vs. Long Beach State (n)	L, 72-78

11/26		SIU-Edwardsville	W, 111-50
11/30		at Wake Forest	L, 73-76
12/4		Idaho State	W, 70-53
12/7		Northern Iowa	W, 51-39
12/10		Iowa State	L, 72-75
12/18		at Drake	W, 59-52
12/21		Louisiana Tech	W, 77-58
12/29	--/23	Illinois	L, 77-87
1/4	--/2	Ohio State	L, 68-73
1/9	--/11	at Purdue	L, 52-75
1/12		Northwestern	L, 71-90
1/16		at Minnesota	L, 59-69
1/19	--/1	at Ohio State	L, 48-70
1/23		Indiana	W, 91-77
1/26		at Penn State	L, 51-65
1/30		at Michigan	L, 73-87
2/2		Michigan State	W, 72-52
2/5		at Indiana	W, 64-63
2/9	--/13	Wisconsin#	L, 59-62
2/13		Minnesota	L, 45-62
2/17		at Northwestern	L, 70-73
2/19		Michigan#	L, 72-75
2/26		at Illinois	L, 68-81
3/2		at Michigan State	L, 66-85
3/5	--/6	Purdue	W, 67-65

Big Ten Tournament

3/10		vs. Michigan State (n)	L, 61-66
------	--	------------------------	----------

2011-12 (18-17, 8-10 Big Ten/7th)

Pos.	#	Starters	Ppg.
C	30	Aaron White (Fr.)	11.1
F	15	Zach McCabe (So.)	7.8
G	4	Roy Devyn Marble (So.)	11.5
G	5	Matt Gatens (Sr.)	15.2
G	24	Bryce Cartwright (Sr.)	6.0
Reserves			
F	1	Melsahn Basabe (So.)	8.2
G	2	Josh Oglesby (So.)	6.4
F	25	Eric May (Jr.)	4.3

Date	AP Rank UI/Opp	Opponent	Result
11/11		Chicago State	W, 96-53
11/14		North Carolina A&T	W, 95-79
11/17		Northern Illinois	W, 88-55

Dale Howard Classic

11/20		vs. Creighton (n)	L, 59-82
-------	--	-------------------	----------

11/23		Campbell	L, 61-77
11/26		IPFW	W, 82-72
11/29		Clemson	L, 55-71
12/3		Brown	W, 75-54
12/6		at Northern Iowa	L, 60-80
12/9		at Iowa State	L, 76-86
12/17		Drake	W, 82-68
12/19		Central Arkansas	W, 105-64
12/22		Boise State	W, 81-72
12/28		Purdue	L, 76-79
12/31	--/11	at Wisconsin	W, 72-65
1/4		at Minnesota	W, 64-62

1/7	--/6	Ohio State	L, 47-76
1/10	--/6	at Michigan State	L, 61-95
1/14	--/13	Michigan	W, 75-59
1/17		at Purdue	L, 68-75
1/26		Nebraska	L, 73-79
1/29	--/16	at Indiana	L, 89-103
2/1		Minnesota	W, 63-59
2/4		Penn State	W, 77-64
2/9		at Northwestern	L, 64-83
2/16		at Penn State	L, 64-69
2/19	--/18	Indiana	W, 78-66
2/23	--/16	Wisconsin	W, 67-66
2/26		at Illinois	L, 54-65
2/29		at Nebraska	W, 62-53
3/3		Northwestern	L, 66-70

Big Ten Tournament

3/8		vs. Illinois (n)	W, 64-61
3/9		vs. Michigan State (n)	L, 75-92

National Invitation Tournament

3/13		Dayton	W, 84-75
3/18		at Oregon	L, 97-108

2012-13 (25-13, 9-9 Big Ten/6th)

Pos.	#	Starters	Ppg.
C	34	Adam Woodbury (Fr.)	4.9
F	30	Aaron White (So.)	12.8
F	1	Melsahn Basabe (Jr.)	6.8
G	25	Eric May (Sr.)	5.2
G	4	Roy Devyn Marble (Jr.)	15.0
Reserves			
G	10	Mike Gesell (Fr.)	8.7
F	15	Zach McCabe (Jr.)	5.7
G	2	Josh Oglesby (So.)	4.5
G	5	Anthony Clemmons (Fr.)	4.3

Date	AP Rank UI/Opp	Opponent	Result
11/9		UT-Pan American	W, 86-55
11/12		Central Michigan	W, 73-61
11/15		Howard	W, 63-36
11/17		Gardner-Webb	W, 65-56

Cancun Challenge

11/20		vs. Western Kentucky	W, 63-55
11/21		vs. Wichita State	L, 63-75

11/27		at Virginia Tech	L, 79-95
12/1		A&M-Corpus Christi	W, 88-59
12/4		South Dakota	W, 87-63
12/7		Iowa State	W, 80-71
12/15		vs. Northern Iowa (n)	W, 80-73
12/19		South Carolina State	W, 90-46
12/22		Coppin State	W, 80-50
12/31	--/5	Indiana	L, 65-69
1/6	--/2	at Michigan	L, 67-95
1/10	--/22	Michigan State	L, 59-62
1/13		at Northwestern	W, 70-50
1/19		Wisconsin	W, 70-66
1/22	--/14	at Ohio State	L, 63-72
1/27		at Purdue#	L, 62-65
1/31		Penn State	W, 76-67
2/3	--/23	at Minnesota	L, 59-62
2/6		at Wisconsin##	L, 70-74
2/9		Northwestern	W, 71-57
2/14		at Penn State	W, 74-72
2/17		Minnesota	W, 72-51
2/23		at Nebraska	L, 60-64
2/27		Purdue	W, 58-48
3/2	--/1	at Indiana	L, 60-73
3/5		Illinois	W, 63-55
3/9		Nebraska	W, 74-60

Big Ten Tournament

3/14		vs. Northwestern (n)	W, 73-59
3/15	--/8	vs. Michigan State (n)	L, 56-59

National Invitation Tournament

3/20		Indiana State	W, 68-52
3/22		Stony Brook	W, 75-63
3/27		at Virginia	W, 75-64
4/2		vs. Maryland (n)	W, 71-60
4/4		vs. Baylor (n)	L, 54-74

2013-14 (20-13, 9-9 Big Ten/6th)

Pos.	#	Starters	Ppg.
C	34	Adam Woodbury (So.)	5.7
F	30	Aaron White (Jr.)	13.0
F	1	Melsahn Basabe (Sr.)	7.2
G	10	Mike Gesell (So.)	7.8
G	4	Roy Devyn Marble (Sr.)	17.0
Reserves			
F	20	Jarrod Uthoff (So.)	7.6
G	2	Josh Oglesby (Jr.)	6.6
C	0	Gabriel Olaseni (Jr.)	6.5
F	15	Zach McCabe (Sr.)	6.1

Date	AP Rank UI/Opp	Opponent	Result
11/8		UNC Wilmington	W, 82-39
11/10		Nebraska-Omaha	W, 83-75
11/14		Maryland Eastern Shore	W, 109-63
11/17		Abilene Christian	W, 103-41
11/22		Penn	W, 86-55

Battle 4 Atlantis

11/28	23/--	vs. Xavier# (n)	W, 77-74
11/29	23/--	vs. UTEP (n)	W, 89-53
11/30	23/--	vs. Villanova# (n)	L, 83-88

12/3	23/--	Notre Dame	W, 98-93
12/7	23/--	vs. Drake (n)	W, 83-66
12/9	23/--	Fairleigh Dickinson	W, 92-59
12/13	23/17	at Iowa State	L, 82-85
12/22	25/--	Arkansas-Pine Bluff	W, 86-61
12/31	22/--	Nebraska	W, 67-57
1/5	22/4	at Wisconsin	L, 71-75
1/9	20/--	Northwestern	W, 93-67
1/12	20/3	at Ohio State	W, 84-74
1/19	14/--	Minnesota	W, 94-73
1/22	10/21	at Michigan	L, 67-75
1/25	10/--	at Northwestern	W, 76-50
1/28	15/7	Michigan State#	L, 69-71
2/1	15/--	at Illinois	W, 81-74
2/4	17/--	Ohio State	L, 69-76
2/8	17/10	Michigan	W, 85-67
2/15	16/--	at Penn State	W, 82-70
2/22	15/16	Wisconsin	L, 74-79
2/25	20/--	at Minnesota	L, 89-95
2/27	20/--	at Indiana	L, 86-93
3/2	20/--	Purdue	W, 83-76
3/6	24/22	at Michigan State	L, 76-86
3/8	24/--	Illinois	L, 63-66

Big Ten Tournament

3/13		vs. Northwestern (n)	L, 62-67
------	--	----------------------	----------

NCAA Tournament (Dayton, OH)

3/19		vs. Tennessee# (n)	L, 65-78
------	--	--------------------	----------

2014-15 (22-12, 12-6 Big Ten/T-3rd)

Pos.	#	Starters	Ppg.
C	34	Adam Woodbury (Jr.)	6.6
F	30	Aaron White (Sr.)	16.4
F	20	Jarrod Uthoff (Jr.)	12.4
G	3	Peter Jok (So.)	7.0
G	10	Mike Gesell (Jr.)	7.4
Reserves			
F	0	Gabriel Olaseni (Sr.)	8.1
G	5	Anthony Clemmons (Jr.)	4.8
G	2	Josh Oglesby (Sr.)	3.2

Date	AP Rank UI/Opp	Opponent	Result
11/14		Hampton	W, 90-56
11/17		North Dakota State	W, 87-56

2K Classic

11/20	--/10	vs. Texas (n)	L, 57-71
11/21	--/23	vs. Syracuse (n)	L, 63-66
11/24		Pepperdine	W, 72-61
11/26		Northern Illinois	W, 70-49
11/29		Longwood	W, 77-44
12/3	--/12	at North Carolina	W, 60-55
12/6		UM-Baltimore County	W, 77-47
12/9		Alcorn State	W, 67-44
12/12	--/14	Iowa State	L, 75-90
12/20		vs. Northern Iowa (n)	L, 44-56
12/22		North Florida	W, 80-70
12/30	--/20	at Ohio State	W, 71-65



1/5		Nebraska	W, 70-59
1/8		Michigan State	L, 61-75
1/13		at Minnesota	W, 77-75
1/17		Ohio State	W, 76-67
1/20	25/6	at Wisconsin	L, 50-82
1/24		at Purdue	L, 63-67
1/31	--/5	Wisconsin	L, 50-82
2/5		at Michigan	W, 72-54
2/8	--/17	Maryland	W, 71-55
2/12		Minnesota	L, 59-64
2/15		at Northwestern#	L, 61-66
2/19		Rutgers	W, 81-47
2/22		at Nebraska	W, 74-46
2/25		Illinois	W, 68-60
2/28		at Penn State#	W, 81-77
3/3		at Indiana	W, 77-63
3/7		Northwestern	W, 69-52

Big Ten Tournament

3/12		vs. Penn State (n)	L, 58-67
------	--	--------------------	----------

NCAA Tournament (Seattle, WA)

3/20		vs. Davidson (n)	W, 83-52
3/22	--/7	vs. #7 Gonzaga (n)	L, 68-87

2015-16 (22-11, 12-6 Big Ten/T-3rd)

Pos.	#	Starters	Ppg.
C	34	Adam Woodbury (Sr.)	7.6
F	20	Jarrod Uthoff (Sr.)	18.9
G	3	Peter Jok (Jr.)	16.1
G	10	Mike Gesell (Sr.)	8.1
G	5	Anthony Clemmons (Sr.)	8.9

Reserves

F	25	Dom Uhl (So.)	6.0
F	51	Nicholas Baer (RS-Fr.)	4.8
C	0	Ahmad Wagner (Fr.)	2.6

Date	AP Rank UI/Opp	Opponent	Result
11/13		Gardner-Webb	W, 76-59
11/15		Coppin State	W, 103-68
11/19		at Marquette	W, 89-61

Advocate Invitational

11/26		vs. Dayton (n)	L, 77-82
11/27	--/17	vs. Notre Dame (n)	L, 62-68
11/29	--/20	vs. Wichita State (n)	W, 84-61

12/2		Florida State#	W, 78-75
12/5		UMKC	W, 96-75
12/7		Western Illinois	W, 90-56
12/10	--/4	at Iowa State	L, 82-83
12/19		vs. Drake (n)	W, 70-64
12/22		Tennessee Tech	W, 85-63
12/29	--/1	Michigan State	W, 83-70
1/2	--/14	at Purdue	W, 70-63
1/5	19/--	Nebraska	W, 77-66
1/14	16/4	at Michigan State	W, 76-59
1/17	16/--	Michigan	W, 82-71
1/21	9/--	at Rutgers	W, 90-76
1/24	9/22	Purdue	W, 83-71
1/28	3/8	at Maryland	L, 68-74
1/31	3/--	Northwestern	W, 85-71
2/3	5/--	Penn State	W, 73-49
2/7	5/--	at Illinois	W, 77-65
2/11	4/--	at Indiana	L, 78-85
2/14	4/--	Minnesota	W, 75-71
2/17	4/--	at Penn State	L, 75-79
2/24	8/--	Wisconsin	L, 59-67
2/28	8/--	at Ohio State	L, 64-68
3/1	16/12	Indiana	L, 78-81
3/5	16/--	at Michigan	W, 71-61

Big Ten Tournament

3/10	20/--	vs. Illinois (n)	L, 66-68
------	-------	------------------	----------

NCAA Tournament

3/18	20/--	vs. Temple# (n)	W, 72-70
3/20	20/3	vs. Villanova (n)	L, 68-87

2016-17 (19-15, 10-8 Big Ten/T-5th)

Pos.	#	Starters	Ppg.
C	0	Ahmad Wagner (So.)	4.8
F	5	Tyler Cook (Fr.)	12.3
G	4	Isaiah Moss (RS-Fr.)	6.5
G	14	Peter Jok (Sr.)	19.9
G	3	Jordan Bohannon (Fr.)	10.9

Reserves

F	34	Cordell Pems (Fr.)	8.9
F	51	Nicholas Baer (RS-So.)	7.5
G	24	Brady Ellingson (So.)	4.4

AP Rank UI/Opp

Date	AP Rank UI/Opp	Opponent	Result
11/11		Kennesaw State	W, 91-74
11/13		Savannah State	W, 116-84
11/17		Seton Hall	L, 83-91
11/20		UT Rio Grande Valley	W, 95-67

Emerald Coast Classic

11/25	--/7	vs. Virginia	L, 41-74
11/26		vs. Memphis	L, 92-100

11/29		at Notre Dame	L, 78-92
12/3		Omaha	L, 89-98
12/5		Stetson	W, 95-68
12/8	--/25	Iowa State	W, 78-64
12/17		vs. Northern Iowa	W, 69-46
12/20		North Dakota	W, 84-73
12/22		Delaware State	W, 89-57
12/28	--/15	at Purdue	L, 67-89
1/1		Michigan#	W, 86-83
1/5		at Nebraska##	L, 90-93
1/8		Rutgers	W, 68-62
1/12	--/17	Purdue	W, 83-78
1/15		at Northwestern	L, 54-89
1/19	--/25	Maryland	L, 76-84
1/25		at Illinois	L, 64-76
1/28		Ohio State	W, 85-72
1/31		at Rutgers	W, 83-63
2/5		Nebraska	W, 81-70
2/8		at Minnesota##	L, 89-101
2/11		at Michigan State	L, 66-77
2/18		Illinois	L, 66-70
2/21		Indiana#	W, 96-90
2/25	--/24	at Maryland	W, 83-69
3/2	--/22	at Wisconsin	W, 59-57
3/5		Penn State	W, 90-79

Big Ten Tournament

3/9		vs. Indiana	L, 73-95
-----	--	-------------	----------

National Invitation Tournament

3/15		South Dakota	W, 87-75
3/19		TCU#	W, 92-94

2017-18 (14-19, 4-14 Big Ten/T-11th)

Pos.	#	Starters	Ppg.
C	5	Tyler Cook (So.)	15.3
F	55	Luka Garza (Fr.)	12.1
F	2	Jack Nunge (Fr.)	5.7
G	4	Isaiah Moss (RS-So.)	11.1
G	3	Jordan Bohannon (So.)	13.5

Reserves

F	34	Cordell Pems (So.)	5.7
F	51	Nicholas Baer (RS-Jr.)	5.3
G	1	Maishe Dailey (So.)	4.9

AP Rank UI/Opp

Date	AP Rank UI/Opp	Opponent	Result
11/10		Chicago State	W, 95-62
11/12		Alabama State	W, 92-58
11/16		Grambling State	W, 85-74

Cayman Islands Classic

11/20		vs. Louisiana	L, 71-80
11/21		vs. South Dakota State	L, 72-80
11/22		vs. UAB	W, 95-85

11/28		at Virginia Tech	L, 55-79
12/2		Penn State	L, 73-77
12/4		at Indiana	L, 64-77
12/7		at Iowa State	L, 78-84
12/10		Southern	W, 91-60
12/16		vs. Drake	W, 90-64
12/19		Southern Utah	W, 82-64
12/22		vs. Colorado	W, 80-73
12/29		Northern Illinois	W, 98-75
1/2		Michigan	L, 68-75
1/4		Ohio State	L, 81-92
1/7		at Maryland	L, 73-91
1/11		at Illinois#	W, 104-97
1/17		at Rutgers	L, 64-80
1/20	--/3	Purdue	L, 64-87

1/23		Wisconsin	W, 85-67
1/27		at Nebraska	L, 84-98
1/30		Minnesota	W, 94-80
2/3		at Penn State	L, 58-82
2/6	--/4	Michigan State	L, 93-96
2/10	--/14	at Ohio State	L, 64-82
2/14	--/22	at Michigan	L, 59-74
2/17		Indiana	L, 82-84
2/21		at Minnesota	L, 82-86
2/25		Northwestern	W, 77-70

Big Ten Tournament

2/28		vs. Illinois	W, 96-87
3/1	--/15	vs. Michigan#	L, 71-77

2018-19 (23-12, 10-10 Big Ten/6th)

Pos.	#	Starters	Ppg.
F	25	Tyler Cook (Jr.)	14.5
C	55	Luka Garza (So.)	13.1
G	3	Jordan Bohannon (Jr.)	11.6
G	10	Joe Wieskamp (Fr.)	11.6
G	4	Isaiah Moss (RS-Jr.)	9.2

Reserves

F	51	Nicholas Baer (RS-Sr.)	6.7
F	15	Ryan Kriener (Jr.)	5.7
G	30	Connor McCaffery (RS-Fr.)	4.4

AP Rank UI/Opp

Date	AP Rank UI/Opp	Opponent	Result
11/8		UMKC	W, 77-63
11/11		Green Bay	W, 93-82

2K Empire Classic

11/15	--/13	vs. Oregon (n)	W, 77-69
11/16		vs. Connecticut (n)	W, 91-72

11/21	20/--	Alabama State	W, 105-78
11/27	14/--	Pittsburgh	W, 69-68
11/30	14/22	Wisconsin	L, 66-72
12/3	18/10	at Michigan State	L, 68-90
12/6	18/--	Iowa State	W, 98-84
12/15	22/--	vs. Northern Iowa (n)	W, 77-54
12/18	23/--	Western Carolina	W, 78-60
12/22	23/--	Savannah State	W, 110-64
12/29	24/--	Bryant	W, 72-67
1/3	25/--	at Purdue	L, 70-86
1/6	25/24	Nebraska	W, 93-84
1/9		at Northwestern	W, 73-63
1/12	--/16	Ohio State	W, 72-62
1/16	23/--	at Penn State	W, 89-82
1/20	23/--	Illinois	W, 95-71
1/24	19/6	Michigan State	L, 67-82
1/27	19/--	at Minnesota	L, 87-92
2/1	--/5	Michigan	W, 74-59
2/7	20/--	at Indiana	W, 77-72
2/10	20/--	Northwestern	W, 80-79
2/16	21/--	at Rutgers	W, 71-69
2/19	21/24	Maryland	L, 65-66
2/22	21/--	Indiana#	W, 76-70
2/26	22/--	at Ohio State	L, 70-90
3/2	22/--	Rutgers	L, 72-86
3/7	--/21	at Wisconsin	L, 45-65
3/10		at Nebraska#	L, 91-93

Big Ten Tournament

3/14		vs. Illinois (n)	W, 83-62
3/15	--/10	vs. Michigan (n)	L, 53-74

NCAA Tournament

3/18	--/22	vs. Cincinnati (n)	W, 79-72
3/20	--/6	vs. Tennessee# (n)	L, 77-83

* - - Home Game

- - Overtime(s)

+ - - Awarded Forfeit

AP Rankings Information

1949-1960	AP ranked Top 20 teams
1961-1968	AP ranked Top 10 teams
1969-1989	AP ranked Top 20 teams
1990-present	AP ranked Top 25 teams



Iowa vs. Associated Press Ranked Teams

No.	W	L	Total	Pct.	No.	W	L	Total	Pct.	No.	W	L	Total	Pct.
1	3	21	24	.125	10	4	17	21	.190	19	7	10	17	.412
2	6	9	15	.400	11	5	16	21	.238	20	5	10	15	.333
3	6	15	21	.286	12	9	6	15	.600	21	2	6	8	.250
4	8	13	21	.381	13	11	11	22	.500	22	6	6	12	.500
5	9	14	23	.391	14	7	6	13	.538	23	1	8	9	.111
6	11	20	31	.354	15	6	11	17	.353	24	8	4	12	.667
7	12	11	23	.522	16	10	8	18	.556	25	4	4	8	.500
8	7	9	16	.438	17	15	9	24	.625	171 259 430 .398				
9	5	7	12	.416	18	4	8	12	.333					

1948-49 (0-2)

Date	AP Rank UI/Opp	Opponent	Result
2/12	--/7	at Minnesota	L, 49-54
2/21	--/4	at Illinois	L, 49-80

1949-50 (2-1)

Date	AP Rank UI/Opp	Opponent	Result
1/14	--/4	Indiana	W, 65-54
1/23	--/13	at Ohio State	L, 54-68
2/25	--/17	at Indiana	W, 59-53

1950-51 (2-3)

Date	AP Rank UI/Opp	Opponent	Result
12/18	--/14	Notre Dame	W, 63-60
12/23	--/9	UCLA	W, 80-63
1/20	--/14	at Illinois	L, 53-69
2/12	--/6	Indiana	L, 54-63
2/26	--/7	at Indiana	L, 53-63

1951-52 (2-2)

Date	AP Rank UI/Opp	Opponent	Result
1/12	10/4	Indiana	W, 78-59
1/21	4/20	at Indiana	L, 69-82
2/9	9/3	Illinois	W, 73-68
2/23	4/5	at Illinois	L, 62-78

1952-53 (1-3)

Date	AP Rank UI/Opp	Opponent	Result
12/22	--/15	Indiana	L, 72-91
2/14	--/5	at Illinois	L, 63-80
2/21	--/5	Illinois	W, 67-62
3/9	--/1	at Indiana	L, 61-68

1953-54 (4-1)

Date	AP Rank UI/Opp	Opponent	Result
12/30	--/14	at UCLA	W, 65-50
1/16	--/10	Minnesota	L, 55-59
1/18	--/20	at Illinois	W, 79-70
2/13	--/12	at Minnesota#	W, 86-82
2/22	20/3	at Indiana	W, 82-64

1954-55 (3-1)

Date	AP Rank UI/Opp	Opponent	Result
1/8	14/13	Minnesota	L, 80-81
1/17	19/7	Illinois	W, 92-80
2/21	16/13	at Illinois	W, 89-70
2/28	12/6	at Minnesota	W, 72-70

1955-56 (4-2)

Date	AP Rank UI/Opp	Opponent	Result
1/7	--/20	Michigan State	L, 64-65
1/9	--/7	at Ohio State	W, 88-73
3/3	10/2	Illinois	W, 96-72
3/17	5/9	Kentucky	W, 89-77
3/22	5/13	vs. Temple	W, 83-76
3/23	5/1	vs. San Francisco	L, 71-83

1956-57 (4-2)

Date	AP Rank UI/Opp	Opponent	Result
12/22	--/14	Kansas State	W, 85-83
12/29	--/4	vs. West Virginia (n)	W, 79-76
1/7	--/5	at Illinois	L, 70-81
1/12	--/19	Minnesota	W, 89-66
2/9	--/17	Purdue	W, 74-67
2/18	--/11	at Indiana	L, 76-90

1957-58 (2-3)

Date	AP Rank UI/Opp	Opponent	Result
12/14	--/5	at Kansas State	L, 69-86
12/21	--/17	Oregon State#	W, 77-67
1/6	--/17	at Illinois	W, 70-68
2/10	--/19	at Michigan State	L, 84-90
3/1	--/15	Michigan State	L, 65-83

1958-59 (2-4)

Date	AP Rank UI/Opp	Opponent	Result
12/19	--/15	at California	L, 52-71
1/3	--/6	at Northwestern	L, 77-80
1/5	--/5	Michigan State	W, 80-68
1/17	--/19	at Indiana	W, 88-78
1/24	--/18	Northwestern	L, 96-99
3/7	--/6	at Michigan State	L, 74-84

1959-60 (1-2)

Date	AP Rank UI/Opp	Opponent	Result
12/28	14/12	at NYU	W, 80-75
12/30	14/1	vs. Cincinnati (n)	L, 83-96
2/13	--/4	at Ohio State	L, 47-75

1960-61 (1-1)

Date	AP Rank UI/Opp	Opponent	Result
12/30	--/16	at UCLA	W, 71-65
2/18	9/1	Ohio State	L, 61-62

1961-62 (0-2)

Date	AP Rank UI/Opp	Opponent	Result
2/5	--/1	at Ohio State	L, 63-89
2/26	--/1	Ohio State	L, 62-72

1962-63 (1-5)

Date	AP Rank UI/Opp	Opponent	Result
12/21	--/9	at Kentucky	L, 69-94
1/5	--/3	Illinois	L, 76-85
1/19	--/8	Ohio State	W, 81-74
2/2	--/2	at Loyola (IL)	L, 68-86
2/23	--/5	at Ohio State	L, 70-83
3/9	--/8	at Illinois	L, 69-73

1963-64 (0-2)

Date	AP Rank UI/Opp	Opponent	Result
2/1	--/10	at Loyola (IL)	L, 71-85
3/7	--/2	Michigan	L, 61-69

1964-65 (2-3)

Date	AP Rank UI/Opp	Opponent	Result
1/11	--/5	Indiana	L, 76-85
1/18	--/5	at Indiana	W, 74-68
1/29	--/1	at UCLA	W, 87-82
2/8	--/1	at Michigan	L, 66-81
3/2	--/6	Minnesota	L, 70-78

1965-66 (1-0)

Date	AP Rank UI/Opp	Opponent	Result
2/21	--/10	Michigan	W, 91-82

1966-67 (1-0)

Date	AP Rank UI/Opp	Opponent	Result
12/30	--/7	at Cincinnati	W, 78-69

1967-68 (1-0)

Date	AP Rank UI/Opp	Opponent	Result
12/28	--/4	vs. Tennessee (n) #	W, 64-59

1968-69 (2-4)

Date	AP Rank UI/Opp	Opponent	Result
2/1	--/4	at Davidson	W, 76-61
2/4	--/9	at Purdue	L, 87-99
2/8	--/10	at Illinois	L, 69-98
2/22	--/10	at Ohio State	L, 81-88
2/25	--/15	Illinois	W, 74-53
3/1	--/9	Purdue	L, 85-97

1969-70 (3-1)

Date	AP Rank UI/Opp	Opponent	Result
12/11	--/7	Duquesne	W, 98-87
1/3	--/17	Purdue	W, 94-88
3/12	8/6	vs. Jacksonville	L, 103-104
3/14	8/15	vs. Notre Dame	W, 121-106

1970-71 (1-3)

Date	AP Rank UI/Opp	Opponent	Result
12/12	--/7	at Drake	L, 70-72
2/2	--/15	Illinois	W, 92-84
2/23	--/18	at Ohio State	L, 71-80
3/6	--/18	at Indiana	L, 88-104



1971-72 (2-4)

Date	AP Rank UI/Opp	Opponent	Result
12/4	--/1	at UCLA	L, 72-106
1/22	--/5	at South Carolina	W, 91-85
1/29	--/16	Minnesota	L, 50-61
2/1	--/9	at Ohio State	L, 77-82
2/5	--/19	at Minnesota	L, 52-53
2/8	--/7	Ohio State	W, 80-67

1972-73 (3-4)

Date	AP Rank UI/Opp	Opponent	Result
12/4	--/8	at Kentucky	W, 79-66
12/13	--/20	Kansas State	L, 62-68
12/23	--/3	Marquette	L, 61-69
1/6	--/6	Minnesota#	W, 65-62
2/24	--/17	at Purdue	L, 66-74
3/3	--/12	Indiana	L, 64-80
3/5	--/3	at Minnesota	W, 79-77

1973-74 (0-5)

Date	AP Rank UI/Opp	Opponent	Result
12/8	--/7	at Marquette	L, 70-86
12/11	--/15	at Kansas State	L, 67-105
1/17	--/1	at UCLA	L, 44-66
1/19	--/12	Indiana	L, 51-55
1/26	--/15	Michigan#	L, 84-86

1974-75 (1-4)

Date	AP Rank UI/Opp	Opponent	Result
12/7	--/7	at Kansas	L, 54-89
1/11	--/1	at Indiana	L, 49-102
1/18	--/19	Michigan	L, 70-75
1/25	--/17	Minnesota	W, 53-44
2/8	--/1	Indiana	L, 56-79

1975-76 (1-4)

Date	AP Rank UI/Opp	Opponent	Result
1/10	--/17	at Minnesota	W, 71-68
1/26	--/1	Indiana	L, 73-88
1/31	--/15	at Michigan	L, 95-104
2/23	--/1	at Indiana	L, 81-101
2/28	--/13	Michigan	L, 74-88

1976-77 (2-2)

Date	AP Rank UI/Opp	Opponent	Result
1/8	--/13	at Minnesota+	W, 68-78
1/17	--/5	Michigan	L, 75-99
2/12	--/8	Minnesota+	W, 58-61
2/17	--/5	at Michigan	L, 80-91

1977-78 (0-4)

Date	AP Rank UI/Opp	Opponent	Result
12/21	--/9	at UNLV	L, 84-85
1/5	--/11	at Indiana	L, 51-69
1/21	--/10	at Michigan State	L, 58-68
2/9	--/10	Michigan State	L, 70-71

1978-79 (4-2)

Date	AP Rank UI/Opp	Opponent	Result
1/6	--/13	at Michigan	W, 85-79
1/20	--/6	at Michigan State#	L, 72-83
1/25	--/8	Illinois	W, 58-52
2/8	15/10	Michigan State	L, 57-60
2/15	14/13	Purdue	W, 75-72
2/24	12/14	at Ohio State	W, 83-68

1979-80 (5-6)

Date	AP Rank UI/Opp	Opponent	Result
1/3	10/20	at Illinois	W, 72-71
1/10	12/3	Ohio State	L, 71-77
1/17	13/19	at Indiana	L, 69-81
1/31	--/17	at Purdue	L, 56-70
2/9	--/12	Purdue	W, 74-59
2/23	--/11	at Ohio State	L, 69-70
3/8	--/19	vs. NC State	W, 77-64
3/14	--/3	vs. Syracuse	W, 88-77
3/16	--/20	vs. Georgetown	W, 81-80
3/22	--/4	vs. Louisville	L, 72-80
3/24	--/18	vs. Purdue	L, 58-75

1980-81 (3-0)

Date	AP Rank UI/Opp	Opponent	Result
1/17	14/9	at Michigan	W, 75-58
2/7	15/18	Illinois	W, 72-66
2/19	12/16	Indiana	W, 78-65

1981-82 (0-3)

Date	AP Rank UI/Opp	Opponent	Result
1/14	5/11	at Minnesota	L, 56-61
2/27	11/13	Minnesota###	L, 55-57
3/14	11/6	vs. Idaho#	L, 67-69

1982-83 (6-3)

Date	AP Rank UI/Opp	Opponent	Result
12/8	7/16	Marquette	W, 87-66
12/18	7/4	at UCLA	L, 66-75
1/20	10/16	at Minnesota	W, 68-52
1/29	14/2	Indiana	W, 63-48
2/10	20/18	Purdue	W, 55-46
2/16	16/2	at Indiana	W, 58-57
2/19	16/20	at Ohio State	L, 69-85
3/19	--/12	vs. Missouri	W, 77-63
3/25	--/13	vs. Villanova	L, 54-55

1983-84 (2-6)

Date	AP Rank UI/Opp	Opponent	Result
12/3	5/10	Oregon State	W, 56-45
12/10	5/18	at Oregon State	L, 48-53
12/30	--/17	vs. Memphis (n)	W, 73-66
2/2	--/8	Illinois##	L, 52-54
2/4	--/16	Purdue	L, 46-48
2/9	--/11	at Purdue	L, 58-79
2/12	--/8	at Illinois	L, 53-73
2/16	--/17	Indiana	L, 45-49

1984-85 (2-1)

Date	AP Rank UI/Opp	Opponent	Result
1/5	--/6	Illinois	W, 64-60
1/17	--/19	at Michigan State	W, 79-65
2/14	11/3	Michigan	L, 52-56

1985-86 (3-4)

Date	AP Rank UI/Opp	Opponent	Result
1/4	--/14	at Illinois	W, 60-59
1/18	--/2	Michigan	L, 57-61
1/30	--/15	Indiana	W, 79-69
2/15	--/10	at Michigan	L, 66-82
3/2	--/16	at Indiana	L, 73-80
3/6	--/19	Illinois	W, 57-53
3/14	--/20	vs. NC State	L, 64-66

1986-87 (6-3)

Date	AP Rank UI/Opp	Opponent	Result
Great Alaska Shootout			
11/29	10/17	vs. NC State (n) #	W, 90-89
1/14	2/8	at Illinois#	W, 91-88
1/19	2/6	at Purdue	W, 70-67
1/22	1/3	Indiana	W, 101-88
2/12	4/7	Purdue	L, 73-80
2/14	4/11	Illinois	W, 66-61
2/21	7/2	at Indiana	L, 75-84
3/20	6/17	vs. Oklahoma	W, 93-91
3/22	6/1	vs. UNLV	L, 81-84

1987-88 (5-6)

Date	AP Rank UI/Opp	Opponent	Result
11/28	11/7	vs. Kansas (n)	W, 100-81
12/12	3/4	Arizona	L, 59-66
12/19	7/20	at Iowa State#	L, 100-102
1/6	16/12	Indiana	W, 84-70
1/9	16/10	at Purdue	L, 79-80
1/21	19/13	Illinois	W, 93-79
2/3	13/11	at Michigan	L, 103-120
2/15	13/2	Purdue	L, 66-73
2/27	13/7	Michigan	W, 95-87
3/20	15/7	vs. UNLV	W, 104-86
3/25	15/3	vs. Arizona	L, 79-99

1988-89 (4-6)

Date	AP Rank UI/Opp	Opponent	Result
1/7	9/6	at North Carolina	W, 98-97
1/19	7/16	at Ohio State	L, 91-102
1/30	9/17	at Indiana	L, 89-104
2/5	9/2	Illinois	W, 86-82
2/9	8/10	Michigan##	L, 107-108
2/13	15/16	Ohio State	W, 83-75
3/4	11/10	at Michigan	L, 96-119
3/8	15/4	at Illinois	L, 94-118
3/11	15/6	Indiana	W, 87-70
3/19	15/17	vs. N.C. State##	L, 96-102



1989-90 (4-7)

Date	AP Rank UI/Opp	Opponent	Result
12/9	--/17	North Carolina	W, 87-74
12/23	16/13	at UNLV	L, 80-97
1/18	--/14	Indiana	L, 79-83
1/20	--/6	Michigan#	W, 78-76
1/25	--/21	at Minnesota	L, 72-84
1/27	--/13	at Purdue	L, 59-80
1/29	--/11	Illinois	W, 69-67
2/12	--/21	Michigan State	L, 70-80
2/24	--/18	Minnesota	L, 80-102
2/28	--/9	Purdue	W, 64-63
3/4	--/18	at Illinois	L, 85-118

1990-91 (6-3)

Date	AP Rank UI/Opp	Opponent	Result
11/15	--/19	Temple	W, 73-71
12/22	--/5	UCLA	W, 88-71
1/3	22/6	at Ohio State	L, 59-63
1/5	22/25	Michigan State	W, 79-66
1/19	24/3	Indiana	L, 79-99
2/7	--/25	at Michigan State	W, 71-67
2/21	--/4	at Indiana#	W, 80-79
3/10	--/2	Ohio State	W, 80-69
3/16	--/6	vs. Duke	L, 70-85

1991-92 (3-5)

Date	AP Rank UI/Opp	Opponent	Result
1/9	--/11	Michigan#	L, 77-80
1/19	--/4	at Ohio State	L, 81-85
2/6	--/11	Michigan State	W, 77-63
2/9	--/6	at Indiana	L, 66-81
2/12	--/17	at Michigan	W, 80-68
2/18	--/6	Ohio State	W, 92-86
3/15	--/16	at Michigan State	L, 53-64
3/21	--/1	vs. Duke	L, 62-75

1992-93 (2-6)

Date	AP Rank UI/Opp	Opponent	Result
1/6	8/5	at Indiana	L, 67-75
1/13	13/19	Minnesota	W, 84-77
1/16	13/3	at Duke	L, 56-65
1/31	11/5	Michigan	W, 88-80
2/6	9/1	Indiana	L, 66-73
3/2	15/4	at Michigan	L, 73-82
3/6	15/24	at Purdue	L, 58-69
3/21	17/12	vs. Wake Forest	L, 78-84

1993-94 (1-7)

Date	AP Rank UI/Opp	Opponent	Result
12/22	--/3	Duke	L, 76-79
1/8	--/13	Michigan	L, 70-71
1/11	--/11	Indiana	L, 75-89
2/2	--/22	Minnesota	W, 92-88
2/6	--/8	Purdue	L, 78-87
2/12	--/12	at Indiana	L, 91-93
2/16	--/7	at Michigan	L, 76-89
3/5	--/18	at Minnesota###	L, 96-107

1994-95 (4-3)

Date	AP Rank UI/Opp	Opponent	Result
12/3	--/14	Ohio University	W, 91-75
12/27	--/7	vs. Duke (n)	W, 81-71
12/30	--/3	vs. Arkansas (n)	L, 92-101
1/7	22/14	at Michigan State	L, 68-69
2/15	--/24	at Minnesota	W, 74-70
3/1	--/17	at Purdue	L, 85-92
3/8	--/9	Michigan State	W, 79-78

1995-96 (3-2)

Date	AP Rank UI/Opp	Opponent	Result
11/24	10/6	vs. Connecticut (n) #	W, 101-95
1/28	22/16	Michigan	W, 70-61
2/3	16/10	Penn State#	L, 87-95
3/9	19/4	Purdue	W, 56-52
3/17	19/11	vs. Arizona	L, 73-87

1996-97 (2-5)

Date	AP Rank UI/Opp	Opponent	Result
12/14	--/6	Iowa State	L, 74-81
1/19	--/18	at Michigan	L, 71-79
1/23	--/8	at Minnesota	L, 51-66
2/4	25/24	Indiana	W, 75-67
2/15	--/3	Minnesota	L, 66-68
2/20	--/18	Michigan	W, 80-75
3/15	--/6	vs. Kentucky	L, 69-75

1997-98 (1-3)

Date	AP Rank UI/Opp	Opponent	Result
2/1	16/19	Michigan	L, 66-80
2/7	24/16	at Michigan State	L, 64-75
2/18	--/5	Purdue	W, 88-69
2/22	--/23	at Illinois	L, 72-79

1998-99 (6-9)

Date	AP Rank UI/Opp	Opponent	Result
12/8	--/10	at Kansas	W, 85-81
12/31	21/8	Indiana	W, 67-52
1/7	17/11	Illinois	W, 84-62
1/12	12/21	at Ohio State	W, 71-68
1/16	12/19	at Minnesota	L, 70-75
1/21	14/11	at Michigan State	L, 65-80
1/23	14/15	Wisconsin	L, 52-72
2/4	14/18	at Purdue	L, 75-90
2/6	14/8	Michigan State	L, 81-95
2/10	19/22	Minnesota	W, 76-73
2/13	19/13	Ohio State	L, 69-73
2/27	18/20	at Indiana	L, 81-88
3/5	20/19	vs. Wisconsin (n)	L, 60-74
3/13	20/22	vs. Arkansas	W, 82-72
3/18	20/3	vs. Connecticut	L, 68-78

1999-2000 (3-5)

Date	AP Rank UI/Opp	Opponent	Result
11/11	--/1	vs. Connecticut (n)	W, 70-68
11/30	--/24	vs. Maryland (n)	L, 65-83
1/8	--/11	Michigan State	L, 53-75
1/18	--/11	at Indiana	L, 71-74
2/3	--/15	Kansas	W, 77-69
2/9	--/5	at Ohio State	W, 67-64
2/16	--/25	at Purdue	L, 59-67
3/10	--/5	vs. Michigan State	L, 65-75

2000-01 (2-5)

Date	AP Rank UI/Opp	Opponent	Result
12/29	23/6	vs. Tennessee (n)	L, 68-80
1/11	--/7	Illinois	W, 78-62
2/18	25/5	at Michigan State	L, 70-94
2/24	--/3	at Illinois	L, 63-89
3/3	--/22	Wisconsin	L, 57-59
3/9	--/24	vs. Ohio State (n)	W, 75-66
3/17	--/15	vs. Kentucky	L, 79-92

2001-02 (3-5)

Date	AP Rank UI/Opp	Opponent	Result
11/20	9/12	vs. Memphis (n)	W, 75-71
11/21	9/5	vs. Missouri (n)	L, 77-78
11/27	7/1	vs. Duke (n)	L, 62-80
12/15	15/2	at Missouri	W, 83-65
1/15	17/11	at Illinois	L, 66-77
2/16	--/23	Ohio State	L, 66-72
3/9	--/23	vs. Indiana (n)	W, 62-60
3/10	--/21	vs. Ohio State (n)	L, 64-81

2002-03 (2-0)

Date	AP Rank UI/Opp	Opponent	Result
1/11	--/25	Michigan State	W, 68-64
1/15	--/8	Illinois	W, 68-61

2003-04 (2-4)

Date	AP Rank UI/Opp	Opponent	Result
11/29	--/17	vs. Louisville# (n)	W, 70-69
1/3	--/23	at Missouri	L, 56-76
1/7	--/24	Purdue	W, 71-61
1/17	--/25	at Illinois	L, 82-88
2/11	--/17	Wisconsin	L, 52-54
2/25	--/23	Illinois	L, 59-78

2004-05 (3-7)

Date	AP Rank UI/Opp	Opponent	Result
11/22	--/12	vs. Louisville (n)	W, 76-71
11/23	--/15	vs. Texas (n)	W, 82-80
11/24	--/11	vs. North Carolina (n)	L, 92-106
1/20	23/1	at Illinois#	L, 68-73
2/5	--/12	Michigan State	L, 64-75
2/9	--/20	at Wisconsin	L, 69-72
2/19	--/1	Illinois	L, 65-75
3/11	--/13	vs. Michigan State (n)	W, 71-69
3/12	--/23	vs. Wisconsin (n)	L, 56-59
3/17	--/21	vs. #23 Cincinnati	L, 64-76

2005-06 (8-1)

Date	AP Rank UI/Opp	Opponent	Result
11/21	18/7	vs. Kentucky (n)	W, 67-63
11/22	18/2	vs. Texas (n)	L, 59-68
11/30	14/24	NC State	W, 45-42
1/24	--/13	Indiana	W, 73-60
1/28	--/16	Ohio State	W, 67-62
2/4	23/21	Michigan	W, 94-66
2/11	18/24	at Indiana	W, 70-67
2/14	18/16	Michigan State	W, 66-54
3/12	20/7	vs. Ohio State (n)	W, 67-60

2006-07 (0-3)

Date	AP Rank UI/Opp	Opponent	Result
11/19	--/10	vs. Alabama (n)	L, 60-72
1/28	--/2	Wisconsin	L, 46-57
2/10	--/4	at Wisconsin	L, 62-74



2007-08 (1-5)

Date	AP Rank UI/Opp	Opponent	Result
1/2	--/11	Indiana	L, 76-79
1/5	--/25	at Wisconsin	L, 51-64
1/12	--/6	Michigan State	W, 43-36
1/23	--/7	at Indiana	L, 43-65
2/6	--/8	Wisconsin	L, 54-60
2/23	--/19	at Michigan State	L, 52-66

2008-09 (0-7)

Date	AP Rank UI/Opp	Opponent	Result
12/31	--/24	at Ohio State	L, 65-68
1/8	--/22	Minnesota	L, 49-52
1/18	--/19	at Purdue	L, 53-75
1/29	--/9	Michigan State	L, 56-71
2/1	--/19	at Illinois	L, 54-62
2/14	--/20	Purdue	L, 45-49
2/25	--/9	at Michigan State	L, 54-62

2009-10 (0-8)

Date	AP Rank UI/Opp	Opponent	Result
11/23	--/3	vs. Texas (n)	L, 60-85
12/29	--/4	Purdue	L, 58-67
1/9	--/10	Michigan State	L, 53-71
1/20	--/6	at Michigan State	L, 63-70
1/27	--/20	Ohio State	L, 57-65
2/7	--/13	at Ohio State	L, 58-68
2/13	--/6	at Purdue	L, 40-63
3/3	--/15	at Wisconsin	L, 40-67

2010-11 (1-5)

Date	AP Rank UI/Opp	Opponent	Result
12/29	--/23	Illinois	L, 77-87
1/4	--/2	Ohio State	L, 68-73
1/9	--/11	at Purdue	L, 52-75
1/19	--/1	at Ohio State	L, 48-70
2/9	--/13	Wisconsin#	L, 59-62
3/5	--/6	Purdue	W, 67-65

2011-12 (4-3)

Date	AP Rank UI/Opp	Opponent	Result
12/31	--/11	at Wisconsin	W, 72-65
1/7	--/6	Ohio State	L, 47-76
1/10	--/6	at Michigan State	L, 61-95
1/14	--/13	Michigan	W, 75-59
1/29	--/16	at Indiana	L, 89-103
2/19	--/18	Indiana	W, 78-66
2/23	--/16	Wisconsin	W, 67-66

2012-13 (0-7)

Date	AP Rank UI/Opp	Opponent	Result
12/31	--/5	Indiana	L, 65-69
1/6	--/2	at Michigan	L, 67-95
1/10	--/22	Michigan State	L, 59-62
1/22	--/14	at Ohio State	L, 63-72
2/3	--/23	at Minnesota	L, 59-62
3/2	--/1	at Indiana	L, 60-73
3/15	--/8	vs. Michigan State (n)	L, 56-59

2013-14 (2-6)

Date	AP Rank UI/Opp	Opponent	Result
12/13	23/17	at Iowa State	L, 82-85
1/5	22/4	at Wisconsin	L, 71-75
1/12	20/3	at Ohio State	W, 84-74
1/22	10/21	at Michigan	L, 67-75
1/28	15/7	Michigan State#	L, 69-71
2/8	17/10	Michigan	W, 85-67
2/22	15/16	Wisconsin	L, 74-79
3/6	24/22	Michigan State	L, 76-86

2014-15 (3-6)

Date	AP Rank UI/Opp	Opponent	Result
11/20	--/10	vs. Texas (n)	L, 57-71
11/21	--/23	vs. Syracuse (n)	L, 63-66
12/3	--/12	at North Carolina	W, 60-55
12/12	--/14	Iowa State	L, 75-90
12/30	--/20	at Ohio State	W, 71-65
1/20	25/6	at Wisconsin	L, 50-82
1/31	--/5	Wisconsin	L, 50-82
2/8	--/17	Maryland	W, 71-55
3/22	--/7	vs. Gonzaga (n)	L, 68-87

2015-16 (5-5)

Date	AP Rank UI/Opp	Opponent	Result
11/27	--/17	vs. Notre Dame (n)	L, 62-68
11/29	--/20	vs. Wichita State (n)	W, 84-61
12/10	--/4	at Iowa State	L, 82-83
12/29	--/1	Michigan State	W, 83-70
1/2	--/14	at Purdue	W, 70-63
1/14	16/4	at Michigan State	W, 76-59
1/24	9/22	Purdue	W, 83-71
1/28	3/8	at Maryland	L, 68-74
3/1	16/12	Indiana	L, 78-81
3/20	20/3	vs. Villanova (n)	L, 68-87

2016-17 (4-3)

Date	AP Rank UI/Opp	Opponent	Result
11/27	--/7	vs. Virginia	L, 41-74
12/8	--/25	Iowa State	W, 78-64
12/28	--/15	at Purdue	L, 67-89
1/12	--/17	Purdue	W, 83-78
1/19	--/25	Maryland	L, 76-84
2/25	--/24	at Maryland	W, 83-69
3/2	--/22	at Wisconsin	W, 59-57

2017-18 (0-5)

Date	AP Rank UI/Opp	Opponent	Result
1/20	--/3	Purdue	L, 64-87
2/6	--/4	Michigan State	L, 93-96
2/10	--/14	at Ohio State	L, 64-82
2/14	--/22	at Michigan	L, 59-74
3/1	--/15	vs. Michigan (n) #	L, 71-77

2018-19 (5-7)

Date	AP Rank UI/Opp	Opponent	Result
11/15	--/13	vs. Oregon (n)	W, 77-69
11/30	14/22	Wisconsin	L, 66-72
12/3	18/10	at Michigan State	L, 68-90
1/6	25/24	Nebraska	W, 93-84
1/12	--/16	Ohio State	W, 72-62
1/24	19/6	Michigan State	L, 67-82
2/1	--/5	Michigan	W, 74-59
2/19	21/24	Maryland	L, 65-66
3/7	--/21	at Wisconsin	L, 45-65
3/15	--/10	vs. Michigan (n)	L, 53-74
3/18	--/22	vs. Cincinnati (n)	W, 79-72
3/20	--/6	vs. Tennessee# (n)	L, 77-83



Iowa posted its third win in program history over a top-ranked team with an 83-70 triumph over No. 1 Michigan State on Dec. 29, 2015, on Mediacom Court at Carver-Hawkeye Arena.

**2K Empire Classic, New York City****2014-15**

Texas	L	57-71
Syracuse	L	63-66

2018-19

Oregon	W	77-69
Connecticut	W	91-72

Advocare Invitational**2015-16**

Dayton	L	77-82
Notre Dame	L	62-68
Wichita State	W	84-61

All-College Tournament, Oklahoma City, OK**1987-88**

Illinois State	L	88-89
Oral Roberts	W	126-94

Anteater Classic, Irvine, CA**1986-87**

Portland	W	84-65
UC-Irvine	W	105-103

Battle 4 Atlantis**2013-14, Paradise Island, Bahamas**

Xavier	W	77-74 (OT)
UTEP	W	89-53
Villanova	L	83-88 (OT)

Big Ten Postseason Tournament**1997-98, Chicago, IL (5th seed)**

Michigan	L	66-77
----------	---	-------

1998-99, Chicago, IL (5th seed)

Wisconsin	L	60-74
-----------	---	-------

1999-00, Chicago, IL (7th seed)

Minnesota	W	81-78
Michigan State	L	65-75

2000-01, Chicago, IL (6th seed)

Northwestern	W	72-55
Ohio State	W	75-66
Penn State	W	94-74
Indiana	W	63-61

2001-02, Indianapolis, IN (9th seed)

Purdue	W	87-72
Wisconsin	W	58-56
Indiana	W	62-60
Ohio State	L	64-81

2002-03, Chicago, IL (9th seed)

Ohio State	L	64-66
------------	---	-------

2003-04, Indianapolis, IN (4th seed)

Michigan	L	70-79
----------	---	-------

2004-05, Chicago, IL (7th seed)

Purdue	W	71-52
Michigan State	W	71-69
Wisconsin	L	56-59

2005-06, Indianapolis, IN (2nd seed)

Minnesota	W	67-57
Michigan State	W	53-48
Ohio State	W	67-60

2006-07, Chicago, IL (4th seed)

Purdue	L	55-74
--------	---	-------

2007-08, Indianapolis, IN (8th seed)

Michigan	L	47-55
----------	---	-------

2008-09, Indianapolis, IN (10th seed)

Michigan	L	45-73
----------	---	-------

2009-10, Indianapolis, IN (9th seed)

Michigan	L	52-59
----------	---	-------

2010-11, Indianapolis, IN (10th seed)

Michigan State	L	61-66
----------------	---	-------

2011-12, Indianapolis, IN (8th seed)

Illinois	W	64-61
Michigan State	L	75-92

2012-13, Chicago, IL (6th seed)

Northwestern	W	73-59
Michigan State	L	56-59

2013-14, Indianapolis, IN (6th seed)

Northwestern	L	62-67
--------------	---	-------

2014-15, Chicago, IL (5th seed)

Penn State	L	58-67
------------	---	-------

2015-16, Indianapolis, IN (5th seed)

Illinois	L	66-68
----------	---	-------

2016-17, Washington, D.C. (7th seed)

Indiana	L	73-95
---------	---	-------

2017-18, New York, NY (12th seed)

Illinois	W	96-87
Michigan	L	71-77 (OT)

2018-19, Chicago, IL (6th seed)

Illinois	W	83-62
Michigan	L	53-74

Cancun Challenge**2012-13, Cancun, Mexico**

Western Kentucky	W	63-55
Wichita State	L	63-75

Cabrillo Classic, San Diego, CA**1978-79**

Pennsylvania	W	87-84 (2 OT)
Stanford	W	83-68

Cayman Islands Classic, Grand Cayman**2017-18**

Louisiana	L	71-80
South Dakota State	L	72-80
UAB	W	95-85

Chaminade Classic, Chaminade, HI**1988-89**

Eastern Illinois	W	89-71
St. Louis	W	83-80
UC-Riverside	L	92-110

Dale Howard Classic**2011-12, Des Moines, IA**

Creighton	L	59-82
-----------	---	-------

**Dayton Classic, Dayton, OH**

1979-80

Mississippi State	W	81-62
Dayton	W	61-54

Dixie Classic, Chapel Hill, NC

1956-57

North Carolina State	L	70-84
DePaul	L	72-73 (OT)
West Virginia	W	79-76

Emerald Coast Classic, Niceville, FL

2016-17

Virginia	L	41-74
Memphis	L	92-100

Far West Classic, Pullman, WA

1958-59

Wyoming	W	82-74
Oregon State	L	71-72

1962-63

Arizona	W	57-56
Oregon	W	62-48
Oregon State	L	57-64

1963-64

Colorado State	L	56-61
Louisiana State	L	81-92
Washington State	W	74-66

1974-75

Oregon State	L	60-97
Wake Forest	L	71-92
Boston College	L	81-86

1985-86

Tampa	W	54-45
Boston University	W	76-71
St. Joseph's	L	56-60

Fiesta Classic, Tempe, AZ

1980-81

Cincinnati	W	69-64
Arizona State	L	88-96

Great Alaska Shootout, Anchorage, AK

1986-87

Alaska-Anchorage	W	91-81
North Carolina State	W	90-89 (OT)
Northeastern	W	103-80

1995-96

Ohio University	W	78-51
Connecticut	W	101-95 (OT)
Duke	L	81-88

Guardians (CBE) Classic

2001-02, Kansas City, MO

Memphis	W	75-71
Missouri	L	77-78

2005-06, Kansas City, MO

Kentucky	W	67-63
Texas	L	59-68

2009-10, Kansas City, MO

Texas	L	60-85
Wichita State	L	57-74

Hawkeye Invitational, Iowa City, IA

1982-83

Navy	W	76-65
Hawai'i	W	99-67

1983-84

Baylor	W	67-44
Oregon State	W	56-45

1984-85

Boston University	W	67-53
Texas Tech	W	58-48

1985-86

Arkansas State	L	62-66
Lehigh	W	89-68

1986-87

Delaware	W	95-47
Loyola-Marymount	W	103-80

1987-88

Navy	W	91-61
UC-Irvine	W	124-88

1988-89

Brown	W	109-61
Georgia	W	102-76

1989-90

Ohio University	W	75-49
Cal-Santa Barbara	W	85-79

1990-91

Colgate	W	80-59
Creighton	W	83-77

1991-92

Army	W	74-39
Louisiana Tech	W	84-65

1992-93

Texas-Pan American	W	85-29
Mississippi State	W	69-54

1993-94

Lehigh	W	104-77
Long Beach State	W	101-79

1994-95

Pepperdine	W	99-63
Ohio University	W	91-75

1995-96

East Tennessee State	W	104-58
Colgate	W	79-59

1996-97

Grambling State	W	93-73
LaSalle	W	65-60

1997-98

Rice	W	81-52
Weber State	W	81-56

1998-99

South Alabama	W	82-58
Detroit Mercy	W	61-60

**1999-00**

Texas Southern	W	73-51
Ohio University	W	86-66

2000-01

Tenn.-Chattanooga	W	79-60
Tulsa	W	66-65

2001-02

Alabama State	W	73-64
Southern Methodist	W	86-69

2002-03

Montana State	W	65-44
Southern Mississippi	W	65-63

2003-04

Eastern Washington	W	70-54
Northern Illinois	W	65-57

2004-05

Centenary	W	88-53
UNC Greensboro	W	83-58

2005-06

Fairfield	W	75-59
Valparaiso	W	72-59

2006-07

Texas-Pan American	W	62-46
Coppin State	W	83-67

2007-08

Louisiana-Monroe	L	67-72 (OT)
Eastern Illinois	W	57-45

Holiday Festival, New York, NY**1959-60**

St. John's	W	91-84
NYU	W	80-75
Cincinnati	L	83-96

IKON Coaches vs. Cancer Classic, New York City, NY**1999-00**

Connecticut	W	70-68
Stanford	L	58-72

Kentucky Invitational, Lexington, KY**1962-63**

Kentucky	L	69-94
Oregon State	L	55-61

Kettle Classic, Houston, TX**1981-82**

Clemson	W	80-68
Houston	L	52-62

Las Vegas Invitational, Las Vegas, NV**2008-09, Las Vegas, NV**

West Virginia	L	68-87
Kansas State	W	65-63

Lobo Classic, Albuquerque, NM**1976-77**

New Mexico	L	83-96
Pittsburgh	W	103-80

Los Angeles Classic, Los Angeles, CA**1960-61**

California	W	83-80 (4 OTs)
USC	W	70-62
UCLA	W	71-65

1964-65

USC	W	71-65
Utah	L	88-92
Minnesota	W	76-74

1967-68

Tennessee	W	64-59 (OT)
Wyoming	L	87-94 (2 OT)
St. Louis	W	80-77 (OT)

Maui Invitational, Maui, HI**1987-88**

Stanford	W	78-75
Kansas	W	100-81
Villanova	W	97-74

1996-97

California	L	59-75
Louisiana State	L	60-70
Chaminade	W	67-37

2004-05

Louisville	W	76-71
Texas	W	82-80
North Carolina	L	92-106

National Invitation Tournament, Preseason**1990-91**

Temple (Iowa City, IA)	W	73-71
Notre Dame (South Bend, IN)	L	68-77

National Invitation Tournament, Postseason**1994-95**

DePaul (Moline, IL)	W	96-87
Ohio University (Iowa City, IA)	W	66-62
Penn State (Iowa City, IA)	L	64-67

1997-98

Georgia (Iowa City, IA)	L	93-100
-------------------------	---	--------

2001-02

Louisiana State (Iowa City, IA)	L	61-63
---------------------------------	---	-------

2002-03

Valparaiso (Iowa City, IA)	W	62-60
Iowa State (Ames, IA)	W	54-53
Georgia Tech (Iowa City, IA)	L	78-79

2003-04

Saint Louis (St. Charles, MO)	L	69-70
-------------------------------	---	-------

2011-12

Dayton (Iowa City, IA)	W	84-75
Oregon (Eugene, OR)	L	97-108

2012-13

Indiana State (Iowa City, IA)	W	68-52
Stony Brook (Iowa City, IA)	W	75-63
Virginia (Charlottesville, VA)	W	75-64
Maryland (New York, NY)	W	71-60
Baylor (New York, NY)	L	54-74

2016-17

South Dakota (Iowa City, IA)	W	87-75
TCU (Iowa City, IA)	L	92-94 (OT)


NCAA Tournament
1954-55, Mideast Region, Evanston, IL

Penn State	W	82-53
Marquette	W	86-81

Final Four, Kansas City, MO

LaSalle	L	73-76
Colorado	L	54-75

1955-56, Mideast Region, Iowa City, IA

Morehead State	W	97-83
Kentucky	W	89-77

Final Four, Evanston, IL

Temple	W	83-76
San Francisco	L	71-83

1969-70, Mideast Region, Columbus, OH

Jacksonville	L	103-104
Notre Dame	W	121-106

1978-79, Mideast Region, Bloomington, IN (#4 Seed)

Toledo	L	72-74
--------	---	-------

1979-80, East Region, Greensboro, NC (#5 Seed)

VA Commonwealth	W	86-72
N.C. State	W	77-64

Philadelphia, PA

Syracuse	W	88-77
Georgetown	W	81-80

Final Four, Indianapolis, IN

Louisville	L	72-80
Purdue	L	58-75

1980-81, Midwest Region, Wichita, KS (#3 Seed)

Wichita State	L	56-60
---------------	---	-------

1981-82, West Region, Pullman, WA (#6 Seed)

Northeast Louisiana	W	70-63
Idaho	L	67-69 (OT)

1982-83, Midwest Region, Louisville, KY (#7 Seed)

Utah State	W	64-59
Missouri	W	77-63

Kansas City, MO

Villanova	L	54-55
-----------	---	-------

1984-85, West Region, Salt Lake City, UT (#8 Seed)

Arkansas	L	54-63
----------	---	-------

1985-86, Midwest Region, Minneapolis, MN (#11 Seed)

North Carolina State	L	64-66
----------------------	---	-------

1986-87, West Region, Tucson, AZ (#2 Seed)

Santa Clara	W	99-76
Texas-El Paso	W	84-82

Seattle, WA

Oklahoma	W	93-91 (OT)
Nevada-Las Vegas	L	81-84

1987-88, West Region, Los Angeles, CA (#5 Seed)

Florida State	W	102-98
Nevada-Las Vegas	W	104-86

Seattle, WA

Arizona	L	79-99
---------	---	-------

1988-89, East Region, Providence, RI (#4 Seed)

Rutgers	W	87-83
North Carolina State	L	96-102 (2 OT)

1990-91, Midwest Region, Minneapolis, MN (#7 Seed)

East Tennessee State	W	76-73
Duke	L	70-85

1991-92, East Region, Greensboro, NC (#9 Seed)

Texas	W	98-92
Duke	L	62-75

1992-93, Southeast Region, Nashville, TN (#4 Seed)

Northeast Louisiana	W	82-69
Wake Forest	L	78-84

1995-96, West Region, Tempe, AZ (#6 Seed)

George Washington	W	81-79
Arizona	L	73-87

1996-97, West Region, Salt Lake City, UT (#8 Seed)

Virginia	W	73-60
Kentucky	L	69-75

1998-99, West Region, Denver, CO (#5 Seed)

Alabama-Birmingham	W	77-64
Arkansas	W	82-72

Phoenix, AZ

Connecticut	L	68-78
-------------	---	-------

2000-01, East Region, Long Island, NY (#7 Seed)

Creighton	W	69-56
Kentucky	L	79-92

2004-05, Austin Region, Indianapolis, IN (#10 seed)

Cincinnati	L	64-76
------------	---	-------

2005-06, Atlanta Region, Auburn Hills, MI (#3 seed)

Northwestern State	L	63-64
--------------------	---	-------

2013-14, Midwest Region, Dayton, OH (#11 seed)

Tennessee	L	65-78 (OT)
-----------	---	------------

2014-15, South Region, Seattle, WA (#7 seed)

Davidson	W	83-52
Gonzaga	L	68-87

2015-16, South Region, Brooklyn, NY (#7 seed)

Temple	W	72-70 (OT)
Villanova	L	68-87

2018-19, South Region, Columbus, OH (#10 seed)

Cincinnati	W	79-72
Tennessee	L	77-83 (OT)

Paradise Jam, St. Thomas, Virgin Islands
2006-07

Toledo	W	78-65
Alabama	L	60-72
Villanova	L	60-89

2010-11

Xavier	L	73-86
Alabama	W	55-47
Long Beach State	L	72-78

Quaker City Tournament, Philadelphia, PA
1961-62

Penn State	W	67-48
Pennsylvania	W	72-64
Villanova	L	56-69

Queen City Tournament, Buffalo, NY
1957-58

Cornell (NY)	W	73-68
Syracuse	W	58-52



Rainbow Classic, Honolulu, HI

1969-70

St. John's (NY)	L	55-57
Hawai'i	W	111-60

1975-76

Holy Cross	W	98-75
Arizona	W	82-80
USC	L	73-81

1984-85

Maryland	L	68-70 (OT)
Cornell (NY)	W	59-56 (OT)
Arkansas	W	71-52

1994-95

Duke	W	81-71
Hawai'i	W	84-82
Arkansas	L	92-101

2000-01

Detroit	W	69-68
Tennessee	L	68-80
St. Louis	W	68-56

Rebel Roundup, Las Vegas, NV

1977-78

Tennessee	W	92-86
Nevada-Las Vegas	L	84-85

Rochester Classic, Rochester, NY

1982-83

James Madison	W	47-45
Seton Hall	W	85-63

San Juan Christmas Shootout, San Juan, Puerto Rico

1997-98

Puerto Rico-Mayaguez	W	96-37
Southern Mississippi	W	82-58
St. Bonaventure	W	81-67

San Juan Shootout, San Juan, Puerto Rico

1992-93

American University	W	101-47
Eastern Michigan	W	103-66
Southern Illinois	W	90-70

South Padre Island Invitational

2007-08, Iowa City, IA

Florida Gulf Coast	W	62-49
Maryland Eastern Shore	W	65-48

2007-08, South Padre Island, TX

Bradley	L	56-67
Utah State	L	62-75

Sugar Bowl Tournament, New Orleans, LA

1968-69

Houston	W	95-87
Duke	L	82-85

Sun Bowl Tournament, El Paso, TX

1965-66

Arkansas	W	77-75
Texas-El Paso	L	68-86

Tampa Tribune Holiday Invitational, Tampa, FL

1991-92

Butler	W	114-92
South Florida	L	78-85

Winston Tire Classic, Los Angeles, CA

1983-84

USC	W	62-61
Memphis State	W	73-66



Iowa headlined the inaugural 2017 Cayman Islands Classic in Grand Cayman.

The Hawkeyes will play in the four-team Las Vegas Invitational, Nov. 28-29, 2019.



Year	Pts.-Avg.	FG-A	PCT	3-PT. FG	PCT	FT-A	PCT	REB-AVG	PF	AST	TO	BLK	STL
2018-19	2740-78.3	914-2006	.456	285-782	.364	627-849	.739	1246-35.6	565	542	425	112	211
Opponents	2585-73.9	943-2104	.448	281-866	.324	418-606	.690	1217-34.8	721	545	454	97	230
2017-18	2630-79.7	946-1975	.479	252-672	.375	486-699	.695	1258-38.1	551	602	441	134	172
Opponents	2597-78.7	953-2061	.462	284-755	.376	407-579	.703	1092-33.1	646	537	365	97	232
2016-17	2738-80.5	964-2122	.454	300-791	.379	510-741	.688	1305-38.4	610	602	472	130	252
Opponents	2654-78.1	976-2195	.445	289-603	.685	413-603	.685	1302-38.3	673	587	486	117	265
2015-16	2561-77.6	906-2027	.447	269-719	.374	480-669	.717	1257-38.1	538	523	339	156	223
Opponents	2287-69.3	850-2021	.421	242-772	.313	345-505	.683	1229-37.2	644	454	432	99	176
2014-15	2372-69.8	821-1905	.431	192-576	.333	538-723	.744	1274-37.5	536	482	377	158	218
Opponents	2119-62.3	754-1903	.396	227-696	.326	384-553	.694	1136-33.4	607	411	417	121	200
2013-14	2689-81.5	919-1984	.463	191-546	.350	660-898	.735	1331-40.3	603	532	371	164	234
Opponents	2321-70.3	804-1938	.415	229-722	.317	484-686	.706	1101-33.4	717	423	439	112	209
2012-13	2665-70.1	903-2156	.419	204-668	.305	655-896	.731	1484-39.1	648	573	476	183	263
Opponents	2388-62.8	850-2168	.392	212-719	.295	476-675	.705	1307-34.4	742	440	500	159	264
2011-12	2555-73.0	902-1984	.455	201-539	.373	550-763	.721	1205-34.4	590	521	433	119	262
Opponents	2537-72.5	910-1993	.457	244-707	.345	473-648	.730	1193-34.1	651	515	473	111	193
2010-11	2084-67.2	766-1743	.439	146-465	.314	406-601	.676	1985-35.0	512	423	447	89	208
Opponents	2110-68.1	768-1749	.439	212-639	.332	362-489	.740	1045-33.7	551	466	445	106	215
2009-10	1937-60.5	675-1629	.414	239-753	.317	348-503	.692	1023-32.0	507	394	440	64	134
Opponents	2112-66.0	778-1696	.459	196-574	.341	360-505	.713	1019-31.8	524	439	349	109	214
2008-09	1927-60.2	650-1469	.442	258-709	.364	369-496	.744	928-29.0	537	375	401	68	152
Opponents	1908-59.6	682-1570	.434	199-563	.353	345-503	.686	943-29.5	540	384	355	84	171
2007-08	1794-56.1	616-1455	.423	222-640	.347	340-524	.649	1039-32.5	534	393	504	101	140
Opponents	1857-58.0	661-1635	.404	196-591	.332	339-496	.683	974-30.4	555	400	368	76	242
2006-07	2121-68.4	739-1684	.439	195-540	.361	448-602	.744	1027-33.1	562	451	417	102	211
Opponents	2035-65.6	737-1673	.441	204-573	.356	357-552	.647	1057-34.1	573	432	468	100	187
2005-06	2254-66.3	781-1811	.431	191-570	.335	501-706	.710	1285-37.8	517	502	506	167	225
Opponents	2003-58.9	732-1924	.380	210-661	.318	329-507	.649	1168-34.4	646	429	499	102	257
2004-05	2407-72.9	841-1831	.459	210-558	.376	515-745	.691	1198-36.3	618	501	476	174	247
Opponents	2221-67.3	791-1886	.419	209-599	.349	430-646	.666	1153-34.9	648	462	497	106	228
2003-04	2071-71.4	708-1538	.460	164-449	.365	491-731	.672	1099-37.9	541	440	472	132	208
Opponents	1998-68.9	699-1720	.406	203-606	.335	491-731	.672	993-34.2	632	447	396	97	212
2002-03	2141-69.1	746-1656	.450	146-503	.290	503-703	.716	1115-36.0	553	447	471	127	207
Opponents	2060-66.5	754-1785	.422	207-644	.321	345-506	.682	1016-32.8	632	451	421	117	229
2001-02	2541-72.6	872-1910	.457	208-552	.377	589-850	.693	1295-37.0	701	508	540	120	253
Opponents	2384-68.1	808-1913	.422	234-693	.338	534-751	.711	1105-31.6	733	468	512	114	252
2000-01	2593-74.1	815-1895	.430	210-573	.366	753-1068	.705	1351-38.6	783	474	520	83	191
Opponents	2469-70.5	832-1912	.435	223-658	.339	582-844	.690	1118-31.9	846	497	486	143	222
1999-00	2064-68.8	700-1711	.409	187-540	.346	477-706	.676	1043-34.8	678	388	424	55	206
Opponents	2149-71.6	728-1618	.450	164-492	.333	529-763	.693	1112-37.1	642	445	473	99	200
1998-99	2217-73.9	741-1602	.463	188-504	.373	547-780	.701	1047-34.9	544	455	532	80	268
Opponents	2099-70.0	749-1658	.452	218-579	.377	383-561	.683	934-31.1	650	465	529	77	258
1997-98	2486-80.2	878-1828	.480	218-543	.401	512-721	.710	1186-38.3	498	566	514	114	315
Opponents	2091-67.5	776-1805	.430	204-603	.338	335-512	.654	1010-32.6	645	453	555	105	258
1996-97	2314-72.3	813-1711	.475	184-464	.397	504-719	.701	1231-38.5	498	469	499	130	241
Opponents	2038-63.7	747-1787	.418	219-605	.362	325-506	.642	917-28.7	629	453	447	114	255
1995-96	2548-79.6	898-1871	.480	195-585	.333	557-777	.717	1296-40.5	571	567	525	84	284
Opponents	2172-67.9	794-1881	.422	214-661	.324	370-579	.639	1006-31.4	669	476	539	94	229
1994-95	2757-83.6	935-2034	.460	274-743	.369	613-865	.709	1213-36.8	587	555	492	95	365
Opponents	2460-74.6	936-1961	.477	203-595	.341	385-571	.674	1148-34.8	707	571	653	129	233
1993-94	2254-83.5	781-1754	.445	164-510	.322	528-807	.654	1118-41.4	477	477	495	76	303
Opponents	2207-81.7	839-1750	.479	203-524	.387	326-469	.695	992-36.7	640	538	521	115	247
1992-93	2507-78.3	886-1876	.472	103-323	.319	632-897	.705	1370-42.8	498	456	489	165	306
Opponents	2093-65.4	795-1930	.412	183-534	.343	320-491	.652	1015-31.7	690	460	513	99	264
1991-92	2433-81.1	858-1795	.478	105-350	.300	612-857	.714	1159-38.6	494	475	460	161	276
Opponents	2161-72.0	826-1908	.433	187-525	.356	322-491	.656	1079-36.0	677	461	537	102	224
1990-91	2457-76.8	867-1811	.479	134-330	.406	588-891	.660	1169-36.5	568	461	548	146	262
Opponents	2308-72.1	862-1890	.456	200-534	.375	384-576	.666	1083-33.8	720	536	583	95	249

YEAR-BY-YEAR STATISTICS

Year	Pts.-Avg.	FG-A	PCT	3-PT. FG	PCT	FT-A	PCT	REB-AVG	PF	AST	TO	BLK	STL
1989-90 Opponents	2112-75.4 2240-80.1	746-1629 834-1738	.458 .480	89-312 184-438	.285 .420	531-813 392-589	.653 .666	1112-39.7 969-34.6	572 662	407 548	508 447	120 88	227 241
1988-89 Opponents	2957-89.6 2681-81.2	1092-2112 1041-2177	.517 .478	126-357 201-502	.353 .400	647-919 398-595	.704 .669	1367-41.4 1050-31.8	608 749	574 584	519 523	93 103	274 263
1987-88 Opponents	3181-93.6 2769-81.4	1141-2160 1114-2229	.528 .500	188-453 189-478	.415 .395	711-996 352-538	.714 .654	1317-38.7 1080-31.8	621 793	600 611	514 588	48 99	329 209
1986-87 Opponents	3055-87.3 2604-74.4	1140-2194 1005-2265	.520 .444	147-382 192-501	.385 .383	628-929 402-598	.676 .672	1508-43.1 1104-31.5	636 803	581 565	522 521	97 100	229 231
1985-86 Opponents	2355-73.6 2102-65.7	955-1874 825-1792	.510 .460	----- -----	----- -----	445-646 452-641	.689 .705	1121-35.0 1022-31.9	637 588	551 447	476 543	78 78	271 219
1984-85 Opponents	2246-70.2 1881-58.8	895-1856 767-1826	.482 .420	----- -----	----- -----	455-678 346-508	.671 .681	1325-41.4 1080-33.8	563 647	600 396	443 470	123 61	289 223
1983-84 Opponents	1648-58.9 1605-57.3	658-1425 650-1410	.462 .465	----- -----	----- -----	332-505 305-445	.657 .685	959-34.3 881-31.5	475 507	389 370	407 412	104 61	202 210
1982-83 Opponents	2161-69.7 1939-62.5	840-1775 782-1721	.473 .454	44-105 35-92	.419 .380	437-649 340-492	.673 .691	1121-36.2 1117-36.0	524 605	497 409	354 453	152 86	210 163
1981-82 Opponents	1896-65.4 1688-58.2	743-1568 668-1525	.474 .438	----- -----	----- -----	410-607 352-499	.675 .705	1061-36.6 965-33.3	515 566	445 319	379 426	82 80	193 160
1980-81 Opponents	2095-74.8 1802-64.4	829-1760 733-1594	.471 .460	----- -----	----- -----	437-607 336-514	.720 .654	1153-41.2 987-35.3	526 588	457 383	397 456	45 101	200 178
1979-80 Opponents	2409-73.0 2164-65.6	942-1922 885-1885	.490 .469	----- -----	----- -----	525-744 394-559	.706 .705	1215-36.8 1149-34.8	579 689	519 482	436 540	75 131	203 180
1978-79 Opponents	2168-77.4 1863-66.5	834-1760 740-1672	.474 .443	----- -----	----- -----	500-682 383-570	.733 .672	1106-39.5 1121-40.0	589 630	422 356	N/A N/A	N/A N/A	N/A N/A
1977-78 Opponents	2007-74.3 1982-73.4	794-1718 789-1712	.462 .461	----- -----	----- -----	419-612 404-606	.685 .667	1146-42.4 1096-40.6	566 601	414 392	N/A N/A	N/A N/A	N/A N/A
1976-77 Opponents	2172-80.4 2034-75.3	818-1864 792-1841	.439 .430	----- -----	----- -----	536-732 450-608	.732 .740	1262-46.7 1187-44.0	596 647	418 344	N/A N/A	N/A N/A	N/A N/A
1975-76 Opponents	2391-82.4 2305-79.5	992-2017 940-1938	.492 .485	----- -----	----- -----	407-607 425-568	.670 .748	1240-42.8 1126-38.8	578 610	568 446	N/A N/A	N/A N/A	N/A N/A
1974-75 Opponents	1898-73.0 2096-80.6	787-1854 865-1869	.425 .463	----- -----	----- -----	324-519 366-522	.624 .701	1204-46.3 1218-46.9	523 538	339 381	N/A N/A	N/A N/A	N/A N/A
1973-74 Opponents	1754-73.1 1948-81.2	740-1653 788-1655	.448 .476	----- -----	----- -----	372-530 372-530	.631 .702	999-41.7 1099-45.8	531 476	N/A N/A	N/A N/A	N/A N/A	N/A N/A
1972-73 Opponents	1860-77.5 1730-72.1	773-1736 699-1575	.445 .417	----- -----	----- -----	314-476 332-474	.660 .700	1186-49.4 1057-44.0	466 462	N/A N/A	N/A N/A	N/A N/A	N/A N/A
1971-72 Opponents	1936-80.7 1920-80.0	766-1685 721-1658	.455 .435	----- -----	----- -----	404-576 478-684	.701 .699	1162-48.4 1072-44.7	503 442	N/A N/A	N/A N/A	N/A N/A	N/A N/A
1970-71 Opponents	1948-81.2 1987-82.8	760-1735 754-1595	.438 .473	----- -----	----- -----	428-573 479-696	.747 .688	1063-44.3 1115-46.5	502 432	N/A N/A	N/A N/A	N/A N/A	N/A N/A
1969-70 Opponents	2467-98.7 2176-87.0	959-1834 860-1811	.523 .474	----- -----	----- -----	549-704 456-633	.780 .720	1102-44.1 1056-42.4	482 522	N/A N/A	N/A N/A	N/A N/A	N/A N/A
1968-69 Opponents	2025-84.4 1918-79.9	726-1547 747-1624	.470 .460	----- -----	----- -----	573-743 424-620	.771 .684	1058-44.1 1006-41.2	467 529	N/A N/A	N/A N/A	N/A N/A	N/A N/A
1967-68 Opponents	1879-75.1 1797-71.5	691-1630 690-1636	.423 .421	----- -----	----- -----	497-689 417-626	.721 .666	906-36.2 956-38.2	492 519	N/A N/A	N/A N/A	N/A N/A	N/A N/A
1966-67 Opponents	1956-81.5 1846-76.9	726-1577 736-1611	.460 .457	----- -----	----- -----	504-683 374-555	.737 .674	901-37.5 876-36.5	451 513	N/A N/A	N/A N/A	N/A N/A	N/A N/A
1965-66 Opponents	1980-82.5 1790-74.6	762-1689 672-1478	.451 .455	----- -----	----- -----	456-644 446-644	.708 .692	1044-43.5 920-38.3	505 514	N/A N/A	N/A N/A	N/A N/A	N/A N/A
1964-65 Opponents	2010-83.7 1797-74.8	757-1675 685-1486	.452 .467	----- -----	----- -----	496-721 427-661	.688 .646	911-38.0 799-33.3	528 522	N/A N/A	N/A N/A	N/A N/A	N/A N/A
1963-64 Opponents	1698-73.7 1858-80.7	633-1677 704-1672	.377 .421	----- -----	----- -----	432-643 450-669	.672 .673	922-40.1 1025-44.6	521 528	N/A N/A	N/A N/A	N/A N/A	N/A N/A
1962-63 Opponents	1577-65.7 1688-70.3	591-1563 655-1514	.378 .432	----- -----	----- -----	395-599 378-580	.658 .651	832-34.7 1035-43.1	452 478	N/A N/A	N/A N/A	N/A N/A	N/A N/A
1961-62 Opponents	1687-70.3 1619-67.4	636-1553 591-1483	.409 .389	----- -----	----- -----	415-639 437-629	.649 .694	919-38.3 910-37.9	476 481	N/A N/A	N/A N/A	N/A N/A	N/A N/A



Year	Pts.-Avg.	FG-A	PCT	3-PT. FG	PCT	FT-A	PCT	REB-AVG	PF	AST	TO	BLK	STL
1960-61	1701-70.9	652-1523	.428	----	----	397-620	.640	978-40.8	413	N/A	N/A	N/A	N/A
Opponents	1552-64.6	593-1557	.380	----	----	366-533	.686	865-36.0	456	N/A	N/A	N/A	N/A
1959-60	1753-73.0	681-1644	.414	----	----	391-582	.671	957-39.9	454	N/A	N/A	N/A	N/A
Opponents	1704-71.0	554-1560	.355	----	----	396-559	.704	744-31.0	482	N/A	N/A	N/A	N/A
1958-59	1521-76.1	573-1510	.379	----	----	375-548	.684	941-47.1	354	N/A	N/A	N/A	N/A
Opponents	1529-76.5	598-1547	.386	----	----	343-495	.692	902-45.1	405	N/A	N/A	N/A	N/A
1957-58	1622-73.7	623-1619	.385	----	----	376-568	.662	885-40.2	350	N/A	N/A	N/A	N/A
Opponents	1608-73.1	629-1637	.384	----	----	350-531	.659	880-40.0	427	N/A	N/A	N/A	N/A
1956-57	1532-69.6	592-1622	.365	----	----	348-605	.575	787-35.8	409	N/A	N/A	N/A	N/A
Opponents	1578-71.7	587-1541	.381	----	----	404-606	.666	817-37.1	425	N/A	N/A	N/A	N/A
1955-56	2020-77.7	731-1903	.384	----	----	558-824	.684	1196-54.4	478	N/A	N/A	N/A	N/A
Opponents	1818-69.9	679-1852	.367	----	----	460-763	.603	1151-52.3	491	N/A	N/A	N/A	N/A
1954-55	1776-80.7	648-1662	.389	----	----	480-742	.646	N/A	460	N/A	N/A	N/A	N/A
Opponents	1579-70.8	537-1593	.336	----	----	505-786	.642	N/A	454	N/A	N/A	N/A	N/A
1953-54	1559-70.8	538-1435	.375	----	----	483-768	.629	N/A	490	N/A	N/A	N/A	N/A
Opponents	1415-64.3	478-1411	.338	----	----	459-723	.635	N/A	502	N/A	N/A	N/A	N/A
1952-53	1535-69.8	523-1602	.325	----	----	513-813	.631	N/A	433	N/A	N/A	N/A	N/A
Opponents	1503-68.3	548-1654	.331	----	----	407-658	.633	N/A	530	N/A	N/A	N/A	N/A
1951-52	1535-69.8	566-1663	.340	----	----	403-609	.662	N/A	439	N/A	N/A	N/A	N/A
Opponents	1358-61.7	532-1672	.318	----	----	294-503	.584	N/A	567	N/A	N/A	N/A	N/A
1950-51	1430-65.0	536-1728	.310	----	----	242-358	.597	1134-51.6	459	N/A	N/A	N/A	N/A
Opponents	1310-59.6	503-1598	.315	----	----	206-304	.596	782-35.6	525	N/A	N/A	N/A	N/A
1949-50	1410-64.1	534-1736	.308	----	----	231-342	.597	N/A	406	N/A	N/A	N/A	N/A
Opponents	1290-58.6	490-1619	.303	----	----	195-310	.614	N/A	447	N/A	N/A	N/A	N/A
1948-49	1102-55.1	404-1638	.246	----	----	202-292	.612	N/A	430	N/A	N/A	N/A	N/A
Opponents	1098-54.9	403-1504	.268	----	----	186-294	.581	N/A	422	N/A	N/A	N/A	N/A
1947-48	1082-57.0	407-1470	.277	----	----	180-268	.671	N/A	378	N/A	N/A	N/A	N/A
Opponents	902-47.4	330-1359	.243	----	----	178-242	.735	N/A	400	N/A	N/A	N/A	N/A
1946-47	1080-56.8	410- N/A	N/A	----	----	178-260	.684	N/A	N/A	N/A	N/A	N/A	N/A
Opponents	903-47.5	N/A- N/A	N/A	----	----	N/A	N/A	N/A	N/A	N/A	N/A	N/A	N/A
1945-46	1034-57.4	390- N/A	N/A	----	----	200-254	.787	N/A	334	N/A	N/A	N/A	N/A
Opponents	749-41.6	270- N/A	N/A	----	----	171-209	.818	N/A	367	N/A	N/A	N/A	N/A
1944-45	1030-57.2	408- N/A	N/A	----	----	150-214	.700	N/A	251	N/A	N/A	N/A	N/A
Opponents	706-39.2	274- N/A	N/A	----	----	136-159	.855	N/A	309	N/A	N/A	N/A	N/A
1943-44	951-52.8	392- N/A	N/A	----	----	132-167	.790	N/A	219	N/A	N/A	N/A	N/A
Opponents	695-38.6	285- N/A	N/A	----	----	114-125	.912	N/A	224	N/A	N/A	N/A	N/A
1942-43	807-47.4	305- N/A	N/A	----	----	97-197	.492	N/A	231	N/A	N/A	N/A	N/A
Opponents	802-47.1	330- N/A	N/A	----	----	123-142	.866	N/A	230	N/A	N/A	N/A	N/A
1941-42	942-47.1	367- N/A	N/A	----	----	100-208	.480	N/A	261	N/A	N/A	N/A	N/A
Opponents	862-43.1	342- N/A	N/A	----	----	132-178	.741	N/A	254	N/A	N/A	N/A	N/A
1940-41	886-44.3	344- N/A	N/A	----	----	149-198	.752	N/A	285	N/A	N/A	N/A	N/A
Opponents	786-39.3	296- N/A	N/A	----	----	131-194	.675	N/A	285	N/A	N/A	N/A	N/A
1939-40	753-35.9	294- N/A	N/A	----	----	145-165	.879	N/A	278	N/A	N/A	N/A	N/A
Opponents	789-37.8	302- N/A	N/A	----	----	127-185	.686	N/A	292	N/A	N/A	N/A	N/A
1938-39	674-35.5	247- N/A	N/A	----	----	101-180	.561	N/A	232	N/A	N/A	N/A	N/A
Opponents	694-36.5	272- N/A	N/A	----	----	122-140	.871	N/A	236	N/A	N/A	N/A	N/A
1937-38	743-35.4	286- N/A	N/A	----	----	122-171	.713	N/A	280	N/A	N/A	N/A	N/A
Opponents	732-34.9	275- N/A	N/A	----	----	143-182	.786	N/A	243	N/A	N/A	N/A	N/A
1936-37	689-34.5	254- N/A	N/A	----	----	121-181	.669	N/A	252	N/A	N/A	N/A	N/A
Opponents	677-33.9	252- N/A	N/A	----	----	144-173	.832	N/A	227	N/A	N/A	N/A	N/A
1935-36	590-31.0	218- N/A	N/A	----	----	124-154	.805	N/A	240	N/A	N/A	N/A	N/A
Opponents	600-31.5	222- N/A	N/A	----	----	128-156	.821	N/A	225	N/A	N/A	N/A	N/A
1934-35	638-33.6	242- N/A	N/A	----	----	122-154	.792	N/A	202	N/A	N/A	N/A	N/A
Opponents	623-32.8	251- N/A	N/A	----	----	112-121	.926	N/A	234	N/A	N/A	N/A	N/A
1933-34	681-35.8	262- N/A	N/A	----	----	93-157	.592	N/A	205	N/A	N/A	N/A	N/A
Opponents	539-28.3	200- N/A	N/A	----	----	55-139	.396	N/A	199	N/A	N/A	N/A	N/A

Season Team totals not available prior to 1934; Three-Point Field Goals were established in 1982-83, then discontinued until 1986-87

N/A = Not Available

**1954-55 (19-7 OVERALL, 11-3 BIG TEN)**

This years team won the Big Ten Championship and was Iowa's first NCAA Tournament squad that won an outright conference title (11-3) before finishing fourth in the national tournament. Coach Bucky O'Connor's team became the first in Iowa history to average more than 80 points per game. Bill Logan led the Hawkeyes in scoring (15.9) and rebounding (11.0).

Henry Berry	Jr.	Chicago, Ill.
Carl Cain	Jr.	Freeport, Ill.
Tom Choules	Jr.	Idaho Falls, Idaho
Carter Crookham	So.	Oskaloosa, Iowa
McKinley Davis	Sr.	Freeport, Ill.
Douglas Duncan	Sr.	Salt Lake City, Utah
Robert George	Jr.	Deerfield, Ill.
Lester Hawthorne	Jr.	Saybrook, Ill.
Roy Johnson	Jr.	Homewood, Ill.
John Liston	So.	Knoxville, Ill.
William Logan	Jr.	Keokuk, Iowa
Augie Martel	So.	Moline, Ill.
Jerry Reichow	Jr.	Decorah, Iowa
Jerry Ridley	Sr.	Riverside, Ill.
Richard Ritter	Jr.	Grinnell, Iowa
Milton Scheuerman	Jr.	Rock Island, Ill.
William Schoof	Jr.	Homewood, Ill.
William Seaberg	Jr.	Moline, Ill.
Frank Sebolt	So.	Davenport, Iowa

Head Coach: Frank 'Bucky' O'Connor

1955-56 (20-6 OVERALL, 13-1 BIG TEN)

The "Fabulous Five" -- Carl Cain, Bill Logan, Sharm Scheuerman, Bill Schoof and Bill Seaberg -- were NCAA runners-up, dropping an 83-71 decision to No. 1-ranked San Francisco. Iowa lost its Big Ten opener before winning 13 consecutive games to take a second straight conference title. Cain was a first team All-American and Logan led the team in scoring and rebounding.

Carl Cain	Sr.	Freeport, Ill.
Carter Crookham	Jr.	Oskaloosa, Iowa
Bob George	Sr.	Deerfield, Ill.
Les Hawthorne	Sr.	Saybrook, Ill.
Bill Logan	Sr.	Keokuk, Iowa
Augie Martel	Jr.	Moline, Ill.
Jim McConnell	So.	Des Moines, Iowa
Norman Paul	So.	Clarence, Iowa
Tom Payne	So.	Quincy, Ill.
Gene Pitts	So.	Chicago, Ill.
Milton Scheuerman	Sr.	Rock Island, Ill.
Bill Schoof	Sr.	Homewood, Ill.
Greg Schroeder	So.	Muscatine, Ill.
Bill Seaberg	Sr.	Moline, Ill.
Frank Sebolt	Jr.	Davenport, Iowa

Head Coach: Frank 'Bucky' O'Connor

1979-80 (23-10 OVERALL, 10-8 BIG TEN)

This Iowa squad did not win the Big Ten title, but the 1979-80 Hawkeyes recovered from a rash of mid-season injuries to become the third Iowa team to reach the NCAA Final Four. All-American Ronnie Lester averaged 14.7 points per game, despite missing 16 games with a knee injury.

Mike Arens	Sr.	Chicago, Ill. (Highland Park)
Kenny Arnold	So.	Chicago, Ill. (Calumet)
Greg Boyle	Jr.	Mundelein, Ill. (Mundelein)
Kevin Boyle	So.	Chicago, Ill. (St. Laurence)
Vince Brookins	Jr.	Cleveland, Ohio (Collinwood)
Jon Darsee	So.	West Des Moines, Iowa (Valley)
Mark Gannon	Fr.	Iowa City, Iowa (Regina)
Bob Hansen	Fr.	Des Moines, Iowa (Dowling)
Mike Heller	Fr.	St. Paul, Minn. (St. Thomas)
Mike Henry	Jr.	Elgin, Ill. (Larkin)
Steve Krafcsin	Jr.	Chicago, Ill. (St. Laurence)
Ronnie Lester	Sr.	Chicago, Ill. (Dunbar)
Randy Norton	So.	Iowa City, Iowa (Regina)
Steve Waite	Jr.	Iowa City, Iowa (West)

Head Coach: Lute Olson

Assistant Coach: Jim Rosborough

Assistant Coach: Tony McAndrews

Assistant Coach: Ken Burmeister


1922-23 (13-2 OVERALL, 11-1 BIG TEN)

The 1922-23 team won the school's first-ever Big Ten title, with 11 victories in 12 league contests. A 23-21 loss at Indiana in the regular-season finale allowed Wisconsin (whom the Hawkeyes did not play) to tie for the title. Hector Janse became the first Hawkeye sophomore to make the All-Western Conference team.

Paul Barton
Robert Burgitt
Clarence Duhm
Wayland Hicks
Jack Funk
Hector Janse
James Laude
Richard McGovney
Ed Voltmer
Bill Swenson

Head Coach: Sam Barry

1925-26 (12-5 OVERALL, 8-4 BIG TEN)

Coach Sam Barry took a Hawkeye squad that was picked for last in the Big Ten and guided it to a four-way share of the league title. After a 2-4 start, the Big Ten's top defensive team (21.4 point average) won a then-conference record six straight games. Captain Charles McConnell was an all-league selection.

Amstrong
Gamble
Pops Harrison
Ralph Hogan
Keel
Fred Lawson
Charles McConnell
Harold Miller
Gordon Phillips
Smith
Swenson
George VanDeusen

Head Coach: Sam Barry

1944-45 (17-1 OVERALL, 11-1 BIG TEN)

Iowa's 1944-45 squad, under the direction of Coach Pops Harrison, won the school's first outright conference basketball championship. Brothers Herb and Clayton Wilkinson were first team all-conference selections. Herb Wilkinson and Dick Ives (the top scorer at 12.1 per game) combined to make five All-America teams.

Robert Beckham	Fr.	Sperry, Iowa
LaVerne Bruns	Fr.	Denver, Iowa
Leo Cabalka	So.	Cedar Rapids, Iowa
Robert Cole	Jr.	Galesburg, Ill.
Richard Culberson	Jr.	Iowa City, Iowa
James Graham	Fr.	Springville, Iowa
Richard Ives	So.	Diagonal, Iowa
Edwin Marsh	Fr.	Cedar Falls, Iowa
Robert Marshall	Jr.	Atlantic, Iowa
Allen McCord	So.	Davenport, Iowa
Russell McLoughlin	Fr.	Audobon, Iowa
Robert Miller	Fr.	Mason City, Iowa
Bud Paulsen	Fr.	Bennett, Iowa
Ned Postels	Jr.	Mankato, Minn.
Sherwin Sankey	Fr.	Ute, Iowa
Donald Schnepf	Jr.	Alvord, Iowa
Clinton Schryver	Fr.	Laurens, Iowa
Robert Schulze	Fr.	Davenport, Iowa
Dean Selken	Fr.	Vinton, Iowa
Jack Spencer	So.	Davenport, Iowa
Stanley Straatsma	Fr.	Sioux Center, Iowa
Robert Swisher	Fr.	Leon, Iowa

Head Coach: Lawrence 'Pops' Harrison

1954-55 (19-7 OVERALL, 11-3 BIG TEN)

This year's team won the Big Ten Championship and was Iowa's first NCAA Tournament squad that won an outright conference title (11-3) before finishing fourth in the national tournament. Coach Bucky O'Connor's team became the first in Iowa history to average more than 80 points per game. Bill Logan led the Hawkeyes in scoring (15.9) and rebounding (11.0).

Henry Berry	Jr.	Chicago, Ill.
Carl Cain	Jr.	Freeport, Ill.
Tom Choules	Jr.	Idaho Falls, Idaho
Carter Crookham	So.	Oskaloosa, Iowa
McKinley Davis	Sr.	Freeport, Ill.
Douglas Duncan	Sr.	Salt Lake City, Utah
Robert George	Jr.	Deerfield, Ill.
Lester Hawthorne	Jr.	Saybrook, Ill.
Roy Johnson	Jr.	Homewood, Ill.
John Liston	So.	Knoxville, Ill.
William Logan	Jr.	Keokuk, Iowa
Augie Martel	So.	Moline, Ill.
Jerry Reichow	Jr.	Decorah, Iowa
Jerry Ridley	Sr.	Riverside, Ill.
Richard Ritter	Jr.	Grinnell, Iowa
Milton Scheuerman	Jr.	Rock Island, Ill.
William Schoof	Jr.	Homewood, Ill.
William Seaberg	Jr.	Moline, Ill.
Frank Sebolt	So.	Davenport, Iowa

Head Coach: Frank 'Bucky' O'Connor

1955-56 (20-6 OVERALL, 13-1 BIG TEN)

The "Fabulous Five" -- Carl Cain, Bill Logan, Sharm Scheuerman, Bill Schoof and Bill Seaberg -- were NCAA runners-up, dropping an 83-71 decision to No. 1-ranked San Francisco. Iowa lost its Big Ten opener before winning 13 consecutive games to take a second straight conference title. Cain was a first team All-American and Logan led the team in scoring and rebounding.

Carl Cain	Sr.	Freeport, Ill.
Carter Crookham	Jr.	Oskaloosa, Iowa
Bob George	Sr.	Deerfield, Ill.
Les Hawthorne	Sr.	Saybrook, Ill.
Bill Logan	Sr.	Keokuk, Iowa
Augie Martel	Jr.	Moline, Ill.
Jim McConnell	So.	Des Moines, Iowa
Norman Paul	So.	Clarence, Iowa
Tom Payne	So.	Quincy, Ill.
Gene Pitts	So.	Chicago, Ill.
Milton Scheuerman	Sr.	Rock Island, Ill.
Bill Schoof	Sr.	Homewood, Ill.
Greg Schroeder	So.	Muscatine, Ill.
Bill Seaberg	Sr.	Moline, Ill.
Frank Sebolt	Jr.	Davenport, Iowa

Head Coach: Frank 'Bucky' O'Connor

1967-68 (16-9 OVERALL, 10-4 BIG TEN)


The 1967-68 team shared the Big Ten title with Ohio State after winning six of its first eight league battles. Coach Ralph Miller's team led the Big Ten race before dropping its final conference game to Michigan (72-71). All-American Sam Williams (25.3 points and 10.3 rebounds per game) was named Big Ten Most Valuable Player.

Dick Agnew	Jr.	San Bernardino, Calif.
Frank Nelson	So.	Sioux City East, Iowa
Huston Breedlove	Sr.	Akron, Ohio
Chad Calabria	So.	Aliquippa, Pa.
Jim Hodge	So.	Danvers, Ill.
Dick Jensen	So.	Madrid, Iowa
Ron Norman	Sr.	Freeport, Ill.
Rolly McGrath	Sr.	Topeka, Kan.
Chris Philips	So.	Sac City, Iowa
Tom Schulze	So.	Des Moines, Iowa
Glenn Vidnovic	So.	McKeesport, Pa.
Dave White	Jr.	Arlington Heights, Ill.
Sam Williams	Sr.	Detroit, Mich.

Head Coach: Ralph Miller

Assistant Coach: Dick Schultz

Assistant Coach: Lanny Van Eman



Iowa's 1969-70 team ran its way to a perfect 14-0 league mark and set many scoring records. The 1969-70 Hawkeyes, who won 17 of their last 18 games, are still the highest scoring team in Big Ten history (102.9 points per game).

**1969-70 (20-5 OVERALL, 14-0 BIG TEN)**

The Iowa "Six Pack" ran its way to a perfect 14-0 league mark and set many scoring records. The 1969-70 Hawkeyes, who won 17 of their last 18 games, are still the highest scoring team in Big Ten history (102.9 points per game). Iowa eclipsed the century mark 12 times. Four players averaged over 17 points, led by John Johnson (27.6).

Fred Brown	Jr.	Milwaukee, Wis.
Chad Calabria	Sr.	Aliquippa, Pa.
George Conway	Jr.	Miami, Fla.
Ken Grabinski	So.	Clear Lake, Iowa
Omar Hazley	Jr.	Kansas City, Mo.
Jim Hodge	Sr.	Danvers, Ill.
Tom Hover	So.	Aurora, Ill.
Dick Jensen	Sr.	Madrid, Iowa
John Johnson	Sr.	Milwaukee, Wis.
Gary Lusk	So.	Madison, Ill.
Ben McGilmer	Sr.	Detroit, Mich.
Tom Miller	Jr.	Lawrence, Kan.
Joe Miranda	Jr.	Miami, Fla.
Lynn Rowat	So.	Des Moines, Iowa
Tom Schulze	Sr.	Des Moines, Iowa
Glenn Vidnovic	Sr.	McKeensport, Pa.

Head Coach: Ralph Miller

Assistant Coach: Dick Schultz

Assistant Coach: Lanny Van Eman

1978-79 (20-8 OVERALL, 13-5 BIG TEN)

Lute Olson's lone Big Ten championship squad tied for the title with Purdue and NCAA champion Michigan State. Ronnie Lester, the leading scorer (18.7 points per game), was All-Big Ten and All-American. The 20 wins tied an Iowa season record and the 13 league victories still rank second in Hawkeye history.

Kenny Arnold	Fr.	Chicago, Ill. (Calumet)
Greg Boyle	So.	Mundelein, Ill. (Mundelein)
Kevin Boyle	Fr.	Chicago, Ill. (St. Laurence)
Vincent Brookins	So.	Cleveland, Ohio (Collinwood)
Clay Hargrave	Sr.	Iowa City, Iowa (City)
Mike Henry	So.	Elgin, Ill. (Larkin)
Steve Krafacisin	So.	Chicago, Ill. (St. Laurence)
Ronnie Lester	Jr.	Chicago, Ill. (Dunbar)
William Mayfield	Sr.	Detroit, Mich. (Cass Tech)
Tom Norman	Sr.	Freeport, Ill. (Freeport)
Randy Norton	Fr.	Iowa City, Iowa (Regina)
Dick Peth	Sr.	Tomah, Wis. (Tomah)
Kirk Speraw	Sr.	Sioux City, Iowa (North)
Steve Waite	So.	Iowa City, Iowa (West)

Head Coach: Lute Olson

Assistant Coach: Jim Rosborough

Assistant Coach: Tony McAndrews

Assistant Coach: Johnie Butler

2000-01 (23-12 OVERALL, 7-9 BIG TEN)

Steve Alford's second Iowa team won four games in four days to claim the 2001 Big Ten Tournament championship at the United Center in Chicago. Reggie Evans was named Most Outstanding Player after averaging 16 points and 12.8 rebounds. Freshman Brody Boyd led Iowa with 22 points in the 63-61 championship game win over Indiana. Evans earned honorable mention All-American honors after leading the nation in rebounding, free throws, free throw attempts, scoring, rebounding and double-doubles.

Brody Boyd	Fr.	Dugger, Ind. (Union)
Reggie Evans	Jr.	Pensacola, Fla. (Coffeyville, Kan., CC)
Joe Fermino	Sr.	Hyde Park, Mass. (Barton County CC)
Kyle Galloway	Sr.	Sioux City, Iowa (Sioux City West)
Duez Henderson	Jr.	Detroit, Mich. (River Lounge)
Ryan Hogan	Jr.	Deerfield, Ill. (Deerfield/Kentucky)
Dean Oliver	Sr.	Mason City, Iowa (Mason City)
Luke Recker	Jr.	Auburn, Ind. (DeKalb (Arizona))
Jared Reiner	Fr.	Tripp, S.D. (Tripp-Delmont)
Cortney Scott	Fr.	Jackson, Mich. (Lansing Waverly)
Jason Smith	Sr.	Bettendorf, Iowa (Bettendorf)
Sean Sonderleiter	Fr.	Des Moines, Iowa (Christian)
Rod Thompson	Jr.	Galesburg, Ill. (Galesburg)
Glen Worley	Fr.	Iowa City, Iowa (West)

Head Coach: Steve Alford

Assistant Coach: Rich Walker

Assistant Coach: Sam Alford

Assistant Coach: Greg Lansing

2005-06 (25-9, 11-5 BIG TEN)

Iowa's senior dominated team posted a 17-0 record in Carver-Hawkeye Arena and won the 2006 Big Ten Conference Tournament in Indianapolis. The 25 wins marked the second-highest number in school history as the Hawkeyes posted a sixth consecutive winning season under Coach Steve Alford. The Hawkeyes tied for second during the regular season, one game behind Ohio State, before defeating the Buckeyes in the title game of the post-season tournament. Senior guard Jeff Horner was named MVP of the Big Ten Tournament, while senior forward Greg Brunner was named to the all-tournament team.

J.R. Angle	So.	Franklin, Ind. (Indian Creek)
Dan Bohall	Fr.	Sioux City, Iowa (East)
Greg Brunner	Sr.	Charles City, Iowa (Charles City)
Tony Freeman	Fr.	Maywood, Ill. (St. Joseph's)
Seth Gorney	So.	Vandalia, Ohio (Butler)
Adam Haluska	Jr.	Carroll, Iowa (Carroll)
Erek Hansen	Sr.	Bedford, Texas (Kirkwood, Iowa, CC)
Mike Henderson	Jr.	Waterloo, Iowa (East)
Jeff Horner	Sr.	Mason City, Iowa (Mason City)
Ryan Kennedy	Jr.	Des Moines, Iowa (Roosevelt)
Kurt Looby	Jr.	St. John's, Antigua (Tyler, Texas, CC)
Carlton Reed	So.	Waterloo, Iowa (East)
Doug Thomas	Sr.	Pasadena, Calif. (Southeastern, Iowa, CC)
Alex Thompson	So.	Ames, Iowa (Ames)
Brett Wessels	Fr.	Bettendorf, Iowa (Bettendorf)
Justin Wieck	Sr.	North Liberty, Iowa (Kirkwood, Iowa, CC)

Head Coach: Steve Alford

Assistant Coach: Greg Lansing

Associate Head Coach: Craig Neal

Assistant Coach: Brian Jones

Former All-American Don Nelson and head coach George Raveling were inducted into the Naismith Hall of Fame in 2012 and 2015, respectively.

While at Iowa (1983-86), Raveling guided the Hawkeyes to back-to-back 20-win seasons and a pair of NCAA Tournament appearances. Raveling is not only known for making history by breaking down racial barriers as a coach, but also was a part of history when in 1963 he received the original copy of the Martin Luther King Jr., “I Have a Dream” speech.

Nelson is the all-time winningest coach in NBA history with over 1,300 victories and is one of only two coaches to be named NBA Coach of the Year three times (1983, 1985, 1992). He spent over 40 years of his life as a player, coach and general manager. He led teams to 18 playoff appearances where he amassed 75 playoff wins and is one of only two NBA



coaches to win 250 games with three different teams. He also coached Dream Team II to a gold medal in the 1994 World Championships. Nelson, who was named in 1996 as one the NBA’s 10 Best Coaches of all time, is the only coach with 1,000+ wins and multiple NBA championships as a player, where he won five titles with the Boston Celtics (1966, 1968, 1969, 1974 and 1976).

As a Hawkeye, Nelson led the Hawkeyes to 45 victories between 1959-62. He left Iowa after the 1962 season with 1,522 points, averaging 21.2 points per game in 72 career games, which currently ranks fourth best for scoring average in the Iowa record books.

Photo Credit: Bob Blanchard, Naismith Memorial Basketball Hall of Fame and Richard Orr.





CONSENSUS ALL-AMERICANS

FIRST TEAM

Murray Wier, 1948
Chuck Darling, 1952

SECOND TEAM

Dick Ives, 1945
Herb Wilkinson, 1945
Jarrod Uthoff, 2016

ALL-AMERICANS

1934	Ben Selzer	CT (2nd), LD (2nd)
1944	Dave Danner	TSN (2nd)
	Dick Ives	CT (3rd), Pic (3rd)
1945	Dick Ives	Arg (1st), CT (2nd)
	Herb Wilkinson	Helms (1st), TSN (2nd), Arg (3rd)
1946	Herb Wilkinson	Helms (2nd), TSN (2nd)
	Dick Ives	True (3rd)
1947	Herb Wilkinson	Helms (2nd)
1948	Murray Wier	AP (1st), Helms (1st), SW (1st), RB (1st), True (2nd), CT (3rd)
1952	Chuck Darling	AP (1st), Col (1st), Helms (1st), INS (1st), Look (1st), UP (1st), Ath (2nd), CT (2nd)
	Bob Clifton	Look (3rd)
1955	Bill Seaberg	Helms (3rd)
1956	Carl Cain	CT (1st)
	Bill Logan	CT (2nd), Helms (2nd)
1961	Don Nelson	CT (2nd)
1962	Don Nelson	CT (2nd), AP (3rd), Helms (3rd), UP (3rd)
1967	Sam Williams	Helms (2nd)
1968	Sam Williams	Helms (1st), CT (2nd), AP (3rd)
1970	John Johnson	BN (1st), Helms (1st), Con (2nd), AP (3rd), UPI (3rd)
1971	Fred Brown	BN (1st), BW (1st), Helms (1st), Con (2nd), TSN (2nd), AP (3rd)
1973	Kevin Kunnert	Helms (1st)
1979	Ronnie Lester	CF (1st), AP (2nd), NABC (3rd), UPI (3rd)
1980	Ronnie Lester	CF (1st), TSN (2nd)
1997	Andre Woolridge	BT (1st), AP (3rd)
2006	Jeff Horner	AP (HM)
2007	Adam Haluska	AP (HM)
2016	Jarrod Uthoff	TSN (2nd), USBWA (2nd), NABC (3rd), USA (3rd), Scout (3rd), AP (3rd), SI (HM)
2017	Peter Jok	AP (HM)

Key to Abbreviations

AP -- Associated Press; **Arg** -- Argosy; **Ath** -- Athletic Publications; **BN** -- Basketball News; **BT** -- Basketball Times; **BW** -- Basketball Weekly; **CF** -- Citizens Foundation; **Col** -- Colliers; **Con** -- Converse; **CT** -- Converse-Taylor; **Helms** -- Helms Foundation; **INS** -- International News Service; **LD** -- Literary Digest; **Look** -- Look Magazine; **NABC** -- National Association of Basketball Coaches; **Pic** -- Pic Magazine; **RB** -- Radio Broadcasters; **Scout** -- Scout.com; **SI** -- Sports Illustrated; **SW** -- Sports Week; **True** -- True Magazine; **TSN** -- The Sporting News; **UP** -- United Press; **UPI** -- United Press International; **USA** -- USA Today.

NATIONAL COACH OF THE YEAR

1980	Lute Olson (NABC and Sporting News)
1987	Tom Davis (AP)

ACADEMIC ALL-AMERICAN OF THE YEAR

2007	Adam Haluska
2016	Jarrod Uthoff

ACADEMIC ALL-AMERICA

1996	Jess Settles, second team
2001	Luke Recker, third team
2002	Luke Recker, third team
2006	Greg Brunner, third team Adam Haluska, third team
2007	Adam Haluska, first team
2015	Mike Gesell, third team
2016	Jarrod Uthoff, first team Mike Gesell, second team

ACADEMIC ALL-BIG TEN

1968	Rolly McGrath	2006	Greg Brunner
1969	Chad Calabria		Adam Haluska
1971	Ken Grabinski		Jeff Horner
	Gary Lusk		Justin Wieck
1972	Neil Fegebank	2007	Adam Haluska
1976	Scott Thompson		Brett Wessels
	Cal Wulfsberg	2009	Jeff Peterson
1977	Cal Wulfsberg	2010	Devan Bawinkel
1979	Steve Waite		Matt Gatens
1980	Steve Waite	2011	Eric May
1981	Steve Waite		T.J. Sayre
1990	Brig Tubbs	2012	Matt Gatens
1991	Brig Tubbs		Eric May
1992	Jim O'Connor		Branden Stubbs
1994	Nate Koch	2013	Eric May
1995	Nate Koch		Christopher Rickert
	Jess Settles	2014	Mike Gesell
1996	Jess Settles		Jarrod Uthoff
1997	Jason Bauer		Adam Woodbury
1998	Jason Bauer	2015	Mike Gesell
	Ryan Luehrmann		Jarrod Uthoff
	Scott Rabenold		Adam Woodbury
	Jess Settles	2016	Nicholas Baer
1999	Jason Bauer		Mike Gesell
	Josiah Bilskemper		Jarrod Uthoff
	Jess Settles		Adam Woodbury
	B.J. Terrones	2017	Nicholas Baer
	Jason Smith	2018	Nicholas Baer
	Bryce Peterson		Brady Ellingson
2000	Kyle Galloway	2019	Austin Ash
	Jason Smith		Michael Baer
2001	Kyle Galloway		Nicholas Baer
	Luke Recker		Connor McCaffery
	Jason Smith		Jack Nunge
2002	Luke Recker		
	Jared Reiner		
2003	Jared Reiner		
2004	Greg Brunner		
	Jared Reiner		
	Kurt Spurgeon		
2005	Greg Brunner		
	Adam Haluska		


FIRST TEAM

1939	Ben Stephens
1942	Milt Kuhl
1944	Dave Danner
1945	Herb Wilkinson
	Clayton Wilkinson
1946	Herb Wilkinson
1947	Herb Wilkinson
1948	Murray Wier
1952	Charles Darling
1955	Bill Logan
1956	Bill Logan
	Carl Cain
1959	Dave Gunther
1961	Don Nelson
1962	Don Nelson
1967	Sam Williams
1968	Sam Williams
1970	John Johnson
1971	Fred Brown
1978	Ronnie Lester
1979	Ronnie Lester
1981	Kevin Boyle
1985	Greg Stokes
1989	Ed Horton
1992	Acie Earl
1996	Jess Settles
	Andre Woolridge
1997	Andre Woolridge
2006	Greg Brunner
2007	Adam Haluska
2014	Devyn Marble, cm
2015	Aaron White, cm
2016	Jarrod Uthoff, cm
2017	Peter Jok, cm

SECOND TEAM

1950	Frank Calsbeek
1951	Frank Calsbeek
	Chuck Darling
1952	Bob Clifton
1953	McKinley Davis
1954	Carl Cain
1955	Carl Cain
	Bill Logan
	Bill Seaberg
	Milt Scheuerman
1956	Bill Seaberg
1958	Dave Gunther
1965	Chris Pervall
1966	George Peeples
1968	Chad Calabria
1970	Fred Brown
	Glenn Vidnovic
1972	Rick Williams
	Kevin Kunnert
1973	Kevin Kunnert
1974	Candy LaPrince
1976	Scott Thompson, cm
1977	Bruce King, cm
1978	Ron Lester, m
1980	Kevin Boyle, cm
1982	Michael Payne, cm
1983	Greg Stokes, cm
1984	Greg Stokes, cm
1987	Roy Marble, cm
1988	Roy Marble, c
1989	B.J. Armstrong, cm
1991	B.J. Armstrong, cm
1993	Acie Earl, m
1994	Acie Earl, cm
1995	James Winters, c
1998	Chris Kingsbury, m
	Ryan Bowen, cm
2001	Reggie Evans, cm
2002	Reggie Evans, cm
2005	Greg Brunner, cm
2012	Matt Gatens, m
2016	Peter Jok, cm
2019	Tyler Cook, m

THIRD TEAM

1963	Dave Roach
1964	Jimmy Rodgers
1965	George Peeples
1966	Chris Pervall
1976	Dan Frost, c
1976	Bruce King, c
1980	Steve Krafscisin, c
1981	Vince Brookins, c
1982	Kevin Boyle, c
	Kenny Arnold, c
1983	Bob Hansen, c
1984	Steve Carfino, c
1986	Gerry Wright, c
1987	Brad Lohaus, c
1989	Roy Marble, c
1990	Les Jepsen, cm
1991	Acie Earl, c
1993	Val Barnes, cm
1994	James Winters, m
	Jess Settles, m
1995	Jess Settles, cm
	Andre Woolridge, m
1996	Russ Millard, cm
1997	Ryan Bowen, m
1999	Dean Oliver, cm
2000	Dean Oliver, c
2001	Dean Oliver, cm
2002	Luke Recker, cm
2003	Chauncey Leslie, m
2004	Jeff Horner, cm
	Pierre Pierce, cm
2006	Adam Haluska, c
	Jeff Horner, cm
2007	Tyler Smith, cm
2008	Tony Freeman, c
2012	Matt Gatens, c
2013	Aaron White, m
	Devyn Marble, c
2014	Aaron White, cm
2015	Jarrod Uthoff, c
2019	Tyler Cook, c
	Jordan Bohannon, c

KEY TO VOTING

1948-1954	Second Team only chosen by conference coaches
1954-1956	Second Team only chosen by media
1957	Second and Third Team chosen by media
1958-1961	Second Team only chosen by media
1962-1966	Second and Third Team chosen by media
1967-1973	Second Team only chosen by media
1974	Second & Third Team (UPI only) chosen by media
1975-1976	UPI-Coaches Selected Second and Third Teams – c AP selected a Second Team only – m
1977-1979	UPI-Coaches selected a Second Team only – c AP selected a Second Team only – m
1980-1989	UPI-Coaches selected second and third teams – c AP selected a Second Team only – m
1990-present	Coaches selected second and third teams – c Media selected second and third teams – m

BIG TEN COACH OF THE YEAR

1979	Lute Olson
1987	Tom Davis

BIG TEN DEFENSIVE PLAYER OF THE YEAR

1992	Acie Earl
2006	Erek Hansen

BIG TEN SIXTH MAN OF THE YEAR

2006	Doug Thomas
2015	Gabriel Olaseni
2017	Nicholas Baer

BIG TEN FRESHMAN OF THE YEAR

1994	Jess Settles
------	--------------

BIG TEN ALL-DEFENSIVE TEAM

2006	Erek Hansen
2016	Jarrod Uthoff

BIG TEN ALL-FRESHMAN TEAM

2007	Tyler Smith
2009	Matt Gatens
2010	Eric May
2011	Melsahn Basabe
2012	Aaron White
2017	Jordan Bohannon, Tyler Cook
2019	Joe Wieskamp

MOST OUTSTANDING PLAYER, BIG TEN TOURNAMENT


2001	Reggie Evans
2006	Jeff Horner

ALL-TOURNAMENT TEAM, BIG TEN TOURNAMENT

2001	Reggie Evans (Most Outstanding Player)
2002	Luke Recker
	Reggie Evans
2006	Greg Brunner
	Jeff Horner (Most Outstanding Player)



In 2016, Jarrod Uthoff became the first University of Iowa men's basketball player to achieve All-America and Academic All-America honors in the same season.



The Chris Street Award, named in honor of former Hawkeye Chris Street, is presented annually to “A Hawkeye player who best exemplifies the spirit, enthusiasm and intensity of Chris Street.” Street died in an auto accident Jan.19, 1993, midway through his junior year.

1993	Wade Lookingbill	2005	Adam Haluska
1994	Jess Settles	2006	Adam Haluska
1995	Jim Bartels	2007	Tony Freeman
1996	Jess Settles	2008	Cyrus Tate
1997	Ryan Bowen	2009	Jarryd Cole
	John Streif, Trainer	2010	Devan Bawinkel
1998	Darryl Moore	2011	Jarryd Cole
1999	Jason Bauer	2012	Matt Gatens
	Jess Settles	2013	Eric May
2000	Ryan Luehrsmann	2014	Roy Devyn Marble
	Jason Price	2015	Aaron White
2001	Dean Oliver	2016	Anthony Clemmons
2002	Duez Henderson		Mike Gesell
2003	Jeff Horner		Jarrod Uthoff
2004	Brody Boyd		Adam Woodbury
	Greg Brunner	2017	Peter Jok
		2018	Jordan Bohannon
		2019	Nicholas Baer



Chris Street 1972-1993



MOST VALUABLE PLAYERS

1946	Herb Wilkinson	1986	Andre Banks
1947	Murray Wier	1987	Kevin Gamble
1948	Murray Wier		Roy Marble
1949	Charlie Mason	1988	B.J. Armstrong
1950	Frank Calsbeek		Bill Jones
1951	Frank Calsbeek		Roy Marble
1952	Charles Darling	1989	B.J. Armstrong
1953	Herb Thompson		Ed Horton
1954	Carl Cain		Roy Marble
1955	Bill Seaberg	1990	Les Jepsen
1956	Carl Cain	1991	Acie Earl
1957	Dave Gunther		James Moses
1958	Dave Gunther	1992	Acie Earl
1959	Dave Gunther	1993	Acie Earl
1960	Don Nelson	1994	James Winters
1961	Don Nelson	1995	Jess Settles
1962	Don Nelson		Andre Woolridge
1963	Jerry Messick	1996	Russ Millard
1964	Jimmy Rodgers		Jess Settles
1965	Jimmy Rodgers		Andre Woolridge
1966	Dennis Pauling	1997	Andre Woolridge
1967	Gerry Jones	1998	Ryan Bowen
1968	Sam Williams	1999	Kent McCausland
1969	John Johnson		Dean Oliver
1970	John Johnson		Jess Settles
1971	Fred Brown	2000	Jake Jaacks
1972	Kevin Kunnert		Dean Oliver
	Rick Williams	2001	Reggie Evans
1973	Kevin Kunnert		Dean Oliver
1974	Candy LaPrince	2002	Reggie Evans
1975	Dan Frost		Luke Recker
1976	Scott Thompson	2003	Chauncey Leslie
1977	Bruce King	2004	Jeff Horner
1978	Ronnie Lester		Pierre Pierce
1979	Ronnie Lester	2005	Greg Brunner
1980	Ronnie Lester		Jeff Horner
1981	Vince Brookins	2006	Greg Brunner
1982	Kevin Boyle		Erek Hansen
1983	Bob Hansen		Jeff Horner
1984	Steve Carfino	2007	Adam Haluska
1985	Greg Stokes		
	Michael Payne		

* - - Iowa stopped designating an MVP following the 2007 season.

EARNED CHICAGO TRIBUNE TROPHY AS BIG TEN MOST VALUABLE PLAYER

1948	Murray Wier
1952	Chuck Darling
1968	Sam Williams

RETIRED NUMBERS & JERSEY

10 B.J. ARMSTRONG (JERSEY)

B.J. Armstrong's jersey was retired in 1992. Graduated as Iowa's career assist leader (currently fourth), B.J. ranks fifth in career scoring and was a two-time Hawkeye MVP. A first round draft choice of the Chicago Bulls in 1989, B.J. played a vital role in Chicago's NBA titles in 1991 and 1992. Armstrong moved into Chicago's starting line-up in 1993 as the Bulls won their third straight NBA title. Armstrong concluded his NBA career with Chicago in 1999-00.

12 RONNIE LESTER

Ronnie is Iowa's seventh all-time leading scorer with 1,675 points. Lester started 3 1/2 seasons before a knee injury shortened his senior season. He was the Hawkeyes' MVP three times, an All-Big Ten selection twice and an All-American in 1979-1980. He played in the NBA for Chicago and Los Angeles. Ronnie won a World Championship with the Los Angeles Lakers in 1985 and served as vice-president of the Laker organization.

21 CARL CAIN

Carl was a 1956 first team All-American and All-Big Ten for the Hawkeyes' national runners-up. A 1956 Olympian, Cain was forced into a reserve role for the United States because of a back injury. Carl was a two-time Iowa MVP and finished his career with 1,054 points.

22 BILL SEABERG

Bill was a starting guard on the "Fabulous Five" team that ended up as the NCAA runner-up in 1956. He was third team All-America by Helms and the Hawkeyes' MVP in 1955, when he averaged 13 points.

31 BILL LOGAN

Bill, a member of the Hawkeyes' 1,000-point Club, topped the squad in scoring three times. A two-time All-Big Ten selection, Logan was second team All-America in 1956 according to Helms and Converse-Taylor. Bill helped Iowa to a second place Big Ten finish as a sophomore and consecutive Final Four appearances his last two seasons.

33 BILL SCHOOF

Bill played forward on the "Fabulous Five" team and scored 6.3 points per game. A three-year letterman, Schoof was a starter on Iowa's 1955 and 1956 Final Four teams. In those two seasons he helped the Hawkeyes to a record of 39-13.

40 CHRIS STREET

Chris Street's number was retired following his untimely death in 1993. Street died in an auto accident 15 games into his junior season. A fixture in Iowa's starting line-up since midway through his freshman season, Street was averaging 14.5 points and 9.5 rebounds per contest through 15 games and had recently earned MVP honors at the San Juan Shootout. Chris established an Iowa record by making 34 consecutive free throws.

41 GREG STOKES

Greg, a three-year starter in the pivot, is the school's fourth all-time career scorer (1,768 points). Greg owns the school record for field goal percentage in a game (1.000, 11 of 11). After an All-Big Ten senior season (19.9 scoring norm), Greg was selected in the 1985 NBA Draft by Philadelphia.

46 SHARM SCHEUERMAN

Sharm made his mark at Iowa as an athlete and coach. He started on the "Fabulous Five" basketball team and lettered three times in basketball and baseball. After graduation in 1956, Sharm returned to coach his alma mater in 1959. His 1961 squad finished 18-6.

**THE NBA DRAFT**

The National Basketball Association (NBA) held its first draft of college-players in 1947. Here is a list of University of Iowa players drafted by NBA teams:

Year	Player, Team	Round	# Pick in Round	# Pick Overall
1947	Dick Ives, Pittsburgh			
	Herb Wilkinson, St. Louis			
1948	Murray Wier, Ft. Wayne			
1951	Frank Calsbeek, Ft. Wayne			
1952	Bob Clifton, Fort Wayne			
	Charles Darling, Rochester			
1956	Carl Cain, Rochester			
	Bill Logan, Boston			
1959	Dave Gunther, Philadelphia	8	3	56
1960	Americus John-Lewis, St. Louis	7	6	54
1962	Don Nelson, Chicago	3	1	17
1966	George Peeples, Baltimore	4	5	35
1967	Gerry Jones, Los Angeles	13	4	137
1968	Sam Williams, Milwaukee	3	13	35
1969	Ben McGilmer, Seattle	6	3	74
1970	John Johnson, Cleveland	1	7	7
	Glenn Vidnovic, Cleveland	4	9	60
	Ben McGilmer, Baltimore	12	10	193
	Chad Calabria, Phoenix	14	7	210
1971	Fred Brown, Seattle	1	6	6
1973	Kevin Kunnert, Chicago	1	12	12
	Rick Williams, Boston	14	5	193
1976	Scott Thompson, Detroit	4	4	55
	Dan Frost, Milwaukee	4	8	59
1977	Bruce King, Detroit	4	14	80
1980	Ronnie Lester, Portland	1	10	10
1981	Steve Krafisin, Atlanta	5	6	98
	Vince Brookins, Detroit	6	2	117
	Steve Waite, Boston	6	22	137
1982	Kenny Arnold, Dallas	5	4	96
	Kevin Boyle, Philadelphia	6	22	137
1983	Bob Hansen, Utah	3	7	54
	Mark Gannon, San Diego	8	4	166
1984	Steve Carfino, Boston	6	23	139
1985	Greg Stokes, Philadelphia	2	9	33
	Michael Payne, Houston	3	10	57
1986	Andre Banks, Houston	5	19	112
1987	Brad Lohaus, Boston	2	22	45
	Kevin Gamble, Portland	3	17	63
	Gerry Wright, Detroit	5	19	111
1988	Jeff Moe, Utah	2	17	42
1989	B.J. Armstrong, Chicago	1	18	18
	Roy Marble, Atlanta	1	23	23
	Ed Horton, Washington	2	12	39
1990	Les Jepsen, Golden State	2	1	28
1993	Acie Earl, Boston	1	19	19
1996	Russ Millard, Phoenix	2	10	39
1998	Ricky Davis, Charlotte	1	21	21
	Ryan Bowen, Denver	2	26	55
1999	J.R. Koch, New York	2	17	46
2007	Adam Haluska, New Orleans	2	13	43
2014	Roy Devyn Marble, Orlando	2	26	56
2015	Aaron White, Washington	2	19	49

**FIRST BASKETBALL GAME PLAYED IN IOWA CITY**

Iowa City was the site of the first college basketball game played with five players on a side. The historic event took place in Close Hall on the University of Iowa campus on January 18, 1896.

In that first game, the University of Chicago defeated Iowa 15-12, with neither team using any substitutes.

The game was arranged by Iowa professor H.F. Kallenberg, who had earlier attended Springfield College, and wrote James Naismith for a copy of the rules of the game, and Amos Alonzo Stagg, a friend of Kallenberg who had become the athletic director at Chicago.

**-A-**

Agnew, Richard	1966,67,68
Allen, Frank	1960
Anapol, Angelo	1939
Anderson, Craig	1981,82,83,84
Andrews, William	1951
Angelino, Glenn	1971,72,73
Angersola, Ken	1973
Angle, J.R.	2005,07,08,09
Archie, Devon	2010,11,12
Arens, Mike	1980
Armstrong, B.J.	1986,87,88,89
Arnold, Kenny	1979,80,81,82
Ash, Austin	2019

-B-

Baer, Michael	2019
Baer, Nicholas	2016,17,18,19
Banazek, Kenneth	1964,65
Banks, Andre	1983,84,85,86
Bannick, Edwin	1915,16,17
Barko, John	1933,34,35,36
Barnes, Val	1991,92,93
Bartels, Jim	1991,93,94,95
Barton, James	1905,06,07
Basabe, Melsahn	2011,12,13,14
Bastian, Edward	1964,65,66
Bastian, Howard	1933,34
Bastian, Kenneth	1939,40
Bauer, Jason	1997,98,99
Bawinkel, Devan	2009,10
Bennett, P.J.	1932
Bergman, Joe	1967
Berkenpas, Todd	1982,83,84,85
Berrien, Clifford	1917,18,19
Berry, Harry	1912,13
Beutjer, Jon	2001
Bilskemper, Josiah	1999
Blackmer, Ivan	1934,35
Bobby, Albert	1935,37
Bowen, Ryan	1995,96,97,98
Bohall, Dan	2008
Bohannon, Jordan	2017,18,19
Boyd, Brody	2001,02,03,04
Boyle, Bryan	1983,84
Boyle, Greg	1978,80,81,82
Boyle, Kevin	1979,80,81,82
Bratten, Elmer	1937
Breedlove, Huston	1966,67,68
Brigham, Leon	1918
Brock, Allen	1902,03,04
Brommer, Andrew	2009,10,11,12
Brookins, Vince	1978,79,80,81
Brown, B.A.	1907,08,09
Brown, Fred	1970,71
Brown, Homer	1918,19
Brownlee, Jack	2004,05
Brunner, Greg	2003,04,05,06
Buckles, Kenneth	1952,53
Buckner, Chester	1906,07,08
Bullard, Matt	1989,90
Burckheimer, I.A.	1907,08
Burgitt, Robert	1922,23

-C-

Cain, Carl	1954,55,56
Calabria, Chad	1968,69,70
Calsbeek, Franklin	1949,50,51
Carfino, Steve	1981,82,83,84
Carpenter, Robert	1959
Carter, John	1994,95
Cartwright, Bryce	2011,12
Casey, Bart	1985,86,87
Chapman, Tom Jr.	1965,66,67
Chapman, Tom Sr.	1942,43
Clemmons, Anthony	2013,14,15,16
Clifton, Robert	1950,51,52
Cochrane, Everett	1951,52
Colbert, Edward	1951
Cole, Jarryd	2008,09,10,11
Collins, James	1972,73,74
Conway, George	1969,71
Cook, Tyler	2017,18,19
Cotton, Kenneth	1918,19
Cougill, Brennan	2010
Cox, Cody	2011,12
Crawford, Josh	2007
Culberson, Dick	1945

-D-

Dailey, Maishe	2017,18,19
Danner, Dave	1944,46,47
Darling, Charles	1950,51,52
Darsee, Jon	1980,81,82
David, Virgil	1928,29
Davis, Jermain	2009
Davis, Keno	1995
Davis, McKinley	1952,53,54,55
Davis, Ricky	1998
Davis, Rodell	1990,91,92
DeHeer, Floyd	1936,37
Dennard, Jerry	1982,83
Denning, Kyle	2012,13,14,15
Denoma, Mike	1963,64,65
Devine, Aubrey	1920,21,22
Diehl, Robert	1951
Dille, Glenn	1949
Dittmer, Jack	1950
Dollmeyer, Greg	2003
Drake, Terry	1975,77,78
Dress, Jack	1936,37,38
DuBois, W.L.	1902
Duffe, Bernard	1942
Duhm, Clarence	1924
Dull, J. Michael	1960
Duncan, Douglas	1954,55
Dutton, Lawrence	1915,16,17

-E-

Earl, Acie	1990,91,92,93
Ellingson, Brady	2015,16,17,18
Ely, Howard	1938
Epstein, S.	1931
Eshleman, Harold	1932,33
Evans, Dick	1940
Evans, Reggie	2001,02

-F-

Farrell, Thomas	1902,03
Farroh, Mike	1929

Fegebank, Neil	1972,73,74
Fermino, Joe	2000,01
Fields, L.R.	1914
Figg, James	1930
Filkins, D.C.	1932
Finlayson, Robert	1920
Finley, Roger	1948,49
Fleming, Andrew	2016
Fort, Johnny	1984
Fountain, Bruce	1942
Freeman, Robert	1948
Freeman, Tony	2006,07,08
Fritzel, John	1995
Frohwein, George	1921,22
Frost, Dan	1975,76
Fullard, Ken	1984,85
Fuller, Aaron	2009,10
Funk, Jack	1923,24

-G-

Gaddis, Wally	1936,37
Galloway, Kyle	1998,00,01
Gamble, Kevin	1986,87
Gannon, Mark	1980,81,82,83
Gardner, Ray	1912,13
Garner, Brian	1989
Garza, Luka	2018,19
Gatens, Matt	2009,10,11,12
Gatens, Mike	1974,75,76
Geneva, Fred	1929
Gentry, Nolden	1958,59,60
Gesell, Mike	2013,14,15,16
George, Robert	1954,55,56
Givant, Todd	1993
Glasper, Mon'ter	1993,94,95,96
Gomes, Marcelo	1999,00
Gorney, Seth	2005,06,07,08
Gottschalk, Gary	1966,67
Gould, Joe	1971
Grabinski, Ken	1970,71,72
Grafton, Jimmie	1944
Graham, Jim	1945
Greene, Herald	1950,51,52
Griffin, Rob	2000
Griffith, Dwight	1904,05,06
Grim, John	1933,34,35
Grissel, Earl	1914
Grogan, Tom	1980
Gunther, Dave	1957,58,59
Guzowski, Tony	1946,48,49

-H-

Haberecht, Fred	1975,76
Haberer, Brian	1998
Hairston, John	1974,75,76,77
Hakeman, Dennis	1974
Hall, Eugene	1947,48
Hallstrom, Jim	1978
Haluska, Adam	2005,06,07
Hankins, Andrew	1962,63,64
Hansen, Bob	1980,81,82,83
Hansen, Erek	2004,05,06
Hargrave, Clay	1976,77,78
Harring, Richard	1959
Harris, Norman	1948
Harris, Tom	1960



Harrison, Lawrence	1926,28
Harsha, Vince	1940,41,42
Hawthorne, Lester	1954,55,56
Hays, Donald	1948,49,50
Hazley, Omar	1969,70,71
Hegg, Peer	1957
Hein, Richard	1941,42
Heitman, Mike	1958,59,60
Heller, Mike	1980
Helmets, Greg	1995,96,97,98
Henderson, Duez	1999,00,01,02
Henderson, Mike	2004,05,06,07
Henry, Mike	1978,79,80,81
Herwig, Lloyd	1944
Hettrick, Gene	1953
Hicks, Wayland	1922,23,24
Hildreth, Reg	1930
Hill, Kent	1985,86,87,88
Hill, Wendell	1941,42
Hobbs, Nicolas	2019
Hobbs, Robert	1938,39
Hodge, James	1969,70
Hogan, Ralph	1926,27
Hogan, Ryan	2001,02
Hohenhorst, Fred	1938,39
Horner, Jeff	2003,04,05,06
Horton, Ed	1986,87,88,89
Hughes, Tom	1944
Humphrey, James	1943
Hutton, Brandon	2016
Hyland, Mark	1909

-I-

Ingram, Michael	1989,90
Ingram, Patrick	2013
Irvine, Howard	1939
Ives, Dick	1944,45,46,47

-J-

Jaacks, Jacob	1999,00
Jacobson, L.M.	1914,15
Janse, Hector	1923,24,25
Jarnagin, Charles	1952,53,54
Jenkins, Herbert	1929,30
Jenkins, Albert	1917
Jensen, H.C.	1924
Jensen, Richard	1968,69,70
Jepsen, Les	1987,88,89,90
Jessen, Joel	1964,66
Jewell, Mark	1987,88
John Lewis, Americus	1957
Johnson, Dennis	1981
Johnson, John	1969,70
Johnson, Justin	2007,08
Johnson, Roy	1954,55,57
Johnson, Sam	1936,37,38
Jok, Peter	2014,15,16,17
Jones, Bill	1985,86,87,88
Jones, Dale	2016,17
Jones, Gerry	1965,67
Jorgensen, Noble	1946,47

-K-

Kaufmann, Robert	1920,21
Kelley, Scott	1977,78
Kelly, Jake	2008,09

Kerwick, Joe	1915
Kewney, Lester	1960
Kimm, Josh	2003
King, Bruce	1975,76,77
King, Waymond	1981,82,83,84
Kingsbury, Chris	1994,95,96
Kingsbury, E.M.	1904
Kinnan, Robert	1928,29,30
Kinnick, Nile	1938
Koberg, Kerry	1998
Koch, J.R.	1996,97,98,99
Koch, Nate	1995
Koser, M.	1931
Kotlow, Jack	1931,32,33
Krafcisin, Steve	1979,80,81
Kremer, Glenn	1944
Kriener, Ryan	2017,18,19
Krumholz, Guedner	1932,33
Kuhl, Milt	1940,41,42
Kunkel, Fred	1935
Kunnert, Kevin	1971,72,73

-L-

LaPrince, Candy	1973,74
Laude, James	1923,24,25
Lauer, C.F.	1931
Lawson, Fred	1928
Leeka, Seward	1929
Leo, Richard	1912,13
Leslie, Chauncey	2002,03
Lester, Ronnie	1977,78,79,80
Lickliter, John	2009,10
Lind, Thomas	1938,39,40
Logan, William	1954,55,56
Lohaus, Brad	1983,84,86,87
Lohman, Carl	1921,22
Looby, Kurt	2007,08
Lookingbill, Wade	1989,90,92,93
Lorenz, Gary	1961,62
Lorenzen, Al	1985,86,87,88
Luehrsmann, Ryan	1997,98,99,00
Lundstedt, Robert	1943
Lusk, Gary	1970,71,72
Lyon, Terry	1963

-M-

Magnusson, Floyd	1944,47,48,49
Magnusson, Jim	1976
Maiden, Sidney	1912,13
Marble, Roy	1986,87,88,89
Marble, Roy Devyn	2011,12,13,14
Marsh, Ed	1945
Martel, Augustine	1955,56,57
Mason, Charles	1946,47,48,49
Mau, Robert	1953
May, Eric	2010,11,12,13
Mayfield, William	1976,77,78,79
Mays, Archie	1975,76
McCabe, Zach	2011,12,13,14
McCaffery, Connor	2019
McCarty, Steven	2012
McCausland, Kent	1996,97,98,99
McConnell, Charles	1925,26,27
McConnell, Jim	1957,58
McGilmer, Benjamin	1966,69,70
McGovney, Richard	1921

McGrath, Rolly	1966,67,68
Melhaus, Douglas	1962,63
Messick, Gerald	1962,63
Metcalfe, Leonard	1947,48
Meyer, Kyle	2013,14
Millard, Russ	1993,94,95,96
Miller, Harold	1926
Miller, Robert	1953
Miller, Thomas	1969,70,71
Mims, Fred	1972
Miranda, Joe	1969
Moe, Jeff	1985,86,87,88
Moffitt, Howard	1932,33,34
Moore, Darryl	1997,98
Moore, Larry	1973,75
Morgan, Michael	1985,86,87,88
Morrissey, L.M.	1905,06,08
Moses, James	1989,90,91,92
Moss, Isaiah	2017,18,19
Mowry, Joseph	1930,31
Mundt, Frank	1958,59
Murray, Kenyon	1993,94,95,96

-N-

Nau, Earl	1958
Neari, Nick	2010
Nelson, Donald	1960,61,62
Nelson, Frank	1969
Nelson, Irving	1929
Nesmith, Gene	1943
Nevin, John	1914,15
Newton	1904
Nicolaus, Leo	1919,20
Norman, Ronald	1967,68
Norman, Tom	1977,78,79
Norton, D.A.	1908
Norton, Randy	1979,80
Novak, Joel	1961,62
Nunge, Jack	2018

-O-

O'Brien, James	1942,43
O'Connor, Jim	1992
Oglesby, Josh	2012,13,14,15
Okey, Sam	1999
Olaseni, Gabriel	2012,13,14,15
Oliver, Dean	1998,99,00,01
Olson, Gary	1964,65,66
Olson, Merrill	1918,19
Olsthoorn, Larry	1977,78

-P-

Palmer, David	2008,09
Parker, Larry	1973,74,75,76
Parker, Tom	1948,49
Parsons, Charles	1913,14,15
Parsons, Harry	1902,03,04
Pauling, Dennis	1964,65,66
Payne, Cully	2010,11
Payne, Michael	1982,83,84,85
Payne, Thomas	1956
Peeples, George	1964,65,66
Pemsl, Cordell	2017
Perkins, Lewis	1965,66,67
Perrine, J.O.	1907,08,09
Pervall, Christopher	1965,66



Peterson, Bryce _____ 1999
 Peterson, Jeff _____ 2008,09
 Peth, Dick _____ 1976,77,78,79
 Phelps, Van _____ 1977
 Phillips, Chris _____ 1967,68,69
 Phillips, Gordon _____ 1926
 Pierce, Pierre _____ 2002,04
 Plett, Charles _____ 1939
 Plunkitt, Doyle _____ 1928,29
 Postels, Ned _____ 1944,45,46
 Prasse, Erwin _____ 1938, 39,40
 Price, Jason _____ 1999,00
 Purcell, Thomas _____ 1961

-R-

Rabenold, Scott _____ 1998
 Raffensperger, Leonard _____ 1925
 Ramos, Antonio _____ 1999
 Ramsell, William _____ 1906
 Rand, Ben _____ 2004
 Range, Joey _____ 1999
 Reaves, Michael _____ 1985,86,87,88
 Rebholz, Mike _____ 1999
 Recker, Luke _____ 2001,02
 Reddington, Joe _____ 1961,62,63
 Reed, Carlton _____ 2005,06
 Reed, Dale _____ 1990
 Reiner, Jared _____ 2001,02,03,04
 Reinhardt, Julian _____ 1930,31
 Rickert, Christopher _____ 2012,13
 Riddle, Fred _____ 1963,65
 Ridley, Gerald _____ 1953,54,55
 Riecks, Richard _____ 1949,50
 Riegert, Marshall _____ 1931,32,33
 Roach, David _____ 1962,63,64
 Robinson, Alvin _____ 1996,97
 Rodgers, James _____ 1963,64,65
 Rogers, A. _____ 1931,32
 Rogge, George _____ 1929
 Rose, Charlie _____ 2015,17,18
 Rosenthal, Sid _____ 1935,36
 Ross, Charles _____ 1902,03,04
 Rost, Murray _____ 1951
 Rowat, Lynn _____ 1971,72
 Ruck, Fred _____ 1950,51
 Rucker, Guy _____ 1997,98,99
 Runge, Dennis _____ 1960,61
 Ryden, Hugo _____ 1909,10,11

-S-

Sallander, F.W. _____ 1911,12
 Schebler, Joseph _____ 1959,60
 Schenck, C.P. _____ 1902,03,04,05
 Scheuerman, Milton _____ 1954,55,56
 Schiff, Loren _____ 1916,17
 Schmidt, Chris _____ 1911,12
 Schoof, William _____ 1954,55,56
 Schraut, James _____ 1994
 Schulte, H.H. _____ 1913
 Schulz, Bob _____ 1945,48,49,50
 Schulze, Thomas _____ 1969,70
 Schwartz, Frederic _____ 1935,36
 Scott, Cortney _____ 2001
 Scott, Matt _____ 1990
 Seaberg, George _____ 1957,58
 Seaberg, William _____ 1954,55,56

Sebolt, Frank _____ 1956,57
 Selzer, Ben _____ 1932,33,34
 Settles, Jess _____ 1994,95,96,99
 Shaw, Richard _____ 1961,62,63
 Shay, Jason _____ 1995
 Shimek, Frank _____ 1920,21,22
 Siegel, Vic _____ 1940,41,42
 Siglin, Paul _____ 1940,41
 Simmons, Vernon _____ 1997,98
 Skea, William _____ 1963,64
 Skillett, Kevin _____ 1993,94,95
 Skinner, Troy _____ 1989,90,91,92
 Smith, Floyd _____ 1911
 Smith, Jason _____ 1999,00,01
 Smith, Kevin _____ 1991,92,93
 Smith, Tyler _____ 2007
 Snedeker, Dave _____ 1984,85
 Soderquist, Rudy _____ 1940,41,42
 Sonderleiter, Sean _____ 2001,02,03
 Spencer, Jack _____ 1944,45,47,48
 Speraw, Kirk _____ 1978,79
 Spradling, Robert _____ 1929,30
 Spurgeon, Kurt _____ 2003,04
 Stange, Kurt _____ 1983,84
 Stenger, William _____ 1953
 Stephens, Ben _____ 1937,38,39
 Stewart, Walter _____ 1908,09,10
 Stoermer, Jordan _____ 2011
 Stokes, Darius _____ 2011,12,13,14
 Stokes, Greg _____ 1982,83,84,85
 Story, Sid _____ 1941
 Soukup, Michael _____ 2016
 Soukup, Steven _____ 2016
 Stover, S.K. _____ 1902,03
 Straatsma, Stan _____ 1945,47,48,49
 Street, Chris _____ 1991,92,93
 Stubbs, Brandon _____ 2011,12
 Suesens, Kenneth _____ 1936,37,38
 Sullinger, Harold _____ 1972
 Swaney, H.J. _____ 1932
 Szykowny, Matthew _____ 1961,62

-T-

Tate, Cyrus _____ 2007,08,09
 Tedesky, Bob _____ 1945
 Terrones, B.J. _____ 1999
 Thomas, Doug _____ 2005,06
 Thomas, Floyd _____ 1910,11
 Thomas, Leon _____ 1974,75
 Thompson, Alex _____ 2005,06
 Thompson, Edwin _____ 1936,37
 Thompson, Herbert _____ 1951,52,53
 Thompson, Ray _____ 1989
 Thompson, Rod _____ 1999,00,01,02
 Thompson, Scott _____ 1974,75,76
 Thomsen, Theron _____ 1943,46
 Till, Riley _____ 2018,19
 Trickey, Ben _____ 1941,42,43
 Tubbs, Brig _____ 1989,90,91,92
 Tucker, Anthony _____ 2009
 Twogood, Forest _____ 1927,28,29

-U-

Uhl, Dom _____ 2015,16,17,18
 Ukah, Okey _____ 2014,15,16
 Uknes, Charles _____ 1943
 Uthoff, Jarrod _____ 2013,14,15,16

-V-

Vacanti, Sam _____ 1943
 VanDeusen, George _____ 1925,26,27
 VanYsseldyk, Joe _____ 1936,37,38
 Vaughan, Reggie _____ 1973
 Venik, Harry _____ 1967
 Vidnovic, Glenn _____ 1968,69,70
 Vollers, Robert _____ 1948,49,50
 VonLackum, John _____ 1916,17,18
 VonLackum, W.H. _____ 1914,15,16

-W-

Wagner, Ahmad _____ 2016,17,18
 Waite, Steve _____ 1978,79,80,81
 Walsh, Matt _____ 1936,37
 Walter, Donald _____ 1944
 Warren, Chris _____ 2003
 Washington, Bob _____ 1958,59
 Washington, Nate _____ 1974
 Watkins, John _____ 1948
 Webb, Jay _____ 1990,91,92,93
 Weiss, Albert _____ 1949
 Westen, Kelly J. _____ 1988
 Wessels, Brett _____ 2007
 Wheeler, Bill _____ 1940,41,42
 White, Aaron _____ 2012,13,14,15
 White, David _____ 1967,68
 White, Michael _____ 1995
 Wieck, Justin _____ 2005,06
 Wier, Murray _____ 1945,46,47,48
 Wieskamp, Joe _____ 2019
 Wilcox, Francis _____ 1927,28,29
 Wilkinson, Clayton _____ 1945,46,47
 Wilkinson, Herbert _____ 1945,46,47
 Williams, Christian _____ 2016,17
 Williams, Joe _____ 1957
 Williams, John Carl _____ 1999,00
 Williams, Rick _____ 1972,73
 Williams, Sam H. _____ 1967,68
 Williams, Sam W. _____ 1971
 Williamson, Charles _____ 1930,31,32
 Wilson, George _____ 1905
 Winters, James _____ 1991,92,93,94
 Wischmeier, Bob _____ 1945
 Wishmier, Jack _____ 1945,48
 Woodbury, Adam _____ 2013,14,15,16
 Woods, Michael _____ 1960
 Woolridge, Andre _____ 1995,96,97
 Wordlaw, Clarence _____ 1957,58,59
 Worley, Glen _____ 2001,02,03,04
 Worth, Earl _____ 1920
 Wright, Gerry _____ 1985,86,87
 Wulfsberg, Cal _____ 1976,77

-Z-

Zager, Ronald _____ 1960



0	
Crawford, Josh	2007
Olaseni, Gabriel	2012,13,14,15
Wagner, Ahmad	2016,17,18
Baer, Michael	2019

00	
Kimm, Josh	2003

1	
Leslie, Chauncey	2002,03
DeWitz, Nick	2004
Haluska, Adam	2005,06,07
Griffin, Rob	2006
Tucker, Anthony	2009,10
Basabe, Melsahn	2011,12,13,14
Rose, Charlie	2015
Jones, Dale	2016
Dailey, Maishe	2017,18,19

2	
Hogan, Ryan	2001,02
Horner, Jeff	2003,04,05,06
Palmer, David	2008-09
Stoermer, Jordan	2011
Oglesby, Josh	2012,13,14,15
Fleming, Andrew	2016
Nunge, Jack	2018

3	
Bonk, Mike	
McAndrew, Jim	
Sumpter, Cliff	
Mundt, Frank	1958,59
Perkins, Lewis	1965,66,67
White, Dave	1967,68
Hodge, Jim	1969,70
Gould, Joe	1971
Wright, Gerry	1985,86,87
Reed, Dale	1990
Murray, Kenyon	1993,94,95,96
Bauer, Jason	1997,98,99
Westen, Kelly	1998
Pierce, Pierre	2002,04
Adams, Drew	2007
Payne, Cully	2010,11
Cox, Cody	2012
Jok, Peter	2014,15
Soukup, Michael	2016
Bohannon, Jordan	2017,18,19

4	
Freese, Jim	
Helgens, Jim	
Stenger, William	1953
Heitman, Mike	1958,59,60
Woods, Mike	1960
Pervall, Christopher	1965,66
Jensen, Richard	1968,69,70
Angelino, Glenn	1971,72,73
Mays, Archie	1975,76
Speraw, Kirk	1977
Banks, Andre	1983,84,85,86
Garner, Brian	1989
Settles, Jess	1994,95,96,99
Worley, Glen	2001,02,03,04
Angle, J.R.	2005,07,08,09
Marble, Roy Devyn	2011,12,13,14
Moss, Isaiah	2017,18,19

5	
Bruns, Dennis	
Maher, Dave	

Slater, Ray	
Hankins, Andrew	1962,63,64
Gottschalk, Gary	1966,67
King, Waymond	1981,82,83,84
Casey, Bart	1985,86,87
Woolridge, Andre	1995,96,97
Okey, Sam	1999
Reiner, Jared	2001,02,03,04
Thompson, Alex	2005,06
Gatens, Matt	2009,10,11,12
Clemmons, Anthony	2013,14,15,16
Tyler Cook	2017,18

6	
Adams, John	

7	
Davis, McKinley	1952,53,54,55

8	
Rost, Murray	1951

10	
Adams, John	
Hawthorne, Lester	1954,55,56
Agnew, Richard	1966,67,68
Conway, George	1969,71
LaPrince, Candy	1973,74
Wulfsberg, Cal	1976,77
Speraw, Kirk	1978
Norton, Randy	1979,80
King, Waymond	1981,82,83,84
Armstrong, B.J.	1986,87,88,89
Smith, Kevin	1991,92,93
Gesell, Mike	2013,14,15,16
Williams, Christian	2017
Wieskamp, Joe	2019

11	
Choules, Tom	
Nugent, Thomas	
Sebolt, Frank	1956,57
Harring, Richard	1959
Szykowny, Matt	1961,62
Pauling, Denny	1964,65,66
Norman, Ronald	1967,68
Lusk, Gary	1970,71,72
Moore, Larry	1973,75
Fullard, Ken	1984,85
Reaves, Michael	1985,86,87,88
Skinner, Troy	1989,90,91,92
Skillett, Kevin	1993,94,95
Price, Jason	1999,00
Boyd, Brody	2001,02,03,04
Freeman, Tony	2006,07,08
Cox, Cody	2011
Rickert, Christopher	2012,13
Williams, Christian	2016
Rose, Charlie	2017,18

12	
Bollman, Dave	
Cahalan, Joe	
DeGunther, Dick	
Sebolt, Frank	1956,57
Williams, Joe	1957
Magnusson, Jim	1976
Lester, Ronnie	1977,78,79,80

13	
Allen, Frank	
Hitchcock, Neil	
Wetzel, Mark	
Kewney, Lester	1960

Messick, Gerald	1962,63
White, Dave	1967,68
Lusk, Paul	1970,71,72
Fort, Johnny	1984
Glasper, Mon 'ter	1993,94,95,96
Rucker, Guy	1997,98,99
Fermino, Joe	2000,01
Wieck, Justin	2005,06
Neari, Nick	2010
Sayre, T.J.	2011
Denning, Kyle	2012,13,14,15
Ash, Austin	2019

14	
Bergman, Joe	
Bonk, Mike	
Faes, Don	
Fritz, Harlan	
Jones, Clarence	
Kitchen, Clyde	
Reimers, Robert	
Snyder, Doug	
Bastian, Edward	1964,65,66
McGillmer, Benjamin	1966,69,70
Williams, Sam W.	1971
Hairston, John	1974,75,76,77
Boyle, Greg	1978,79,80,81
Banks, Andre	1983,84,85,86
Jones, Bill	1985,86,87,88
O'Conner, Jim	1992
Kingsbury, Chris	1994,95,96
Jaacks, Jacob	1999,00
Wessels, Brett	2007
McCarty, Steven	2012
Jok, Peter	2016,17

15	
Howell, Harold	
Waller, Bob	
Diehl, Robert	1951
Nelson, Don	1960,61,62
Rodgers, James	1963,64,65
Breedlove, Huston	1966,67,68
Nelson, Frank	1969
Fegebank, Neil	1972,73,74
Magnusson, Jim	1976
Carfino, Steve	1981,82,83,84
Davis, Rodell	1990,91,92
Gomes, Marcelo	1999,00
Brownlee, Jack	2004,05
Bohall, Dan	2008
Bawinkel, Devan	2009,10
McCabe, Zach	2011,12,13,14
Kriener, Ryan	2017,18,19

16	
Greene, Herald (Skip)	1950,51,52
Davis, McKinley	1952,53,54,55
Paul, Norman	

18	
Mau, Robert	1953

19	
Cochrane, Everett	1951,52
Hettrick, Gene	1953

20	
Kennedy, Ryan	
Miller, Robert	1953
John-Lewis, Americus	1957
Messick, Gerald	1962,63
Peth, Dick	1976,77,78,79
Darsee, Jon	1980,81,82

Moe, Jeff	1985,86,87,88
Barnes, Val	1991,92,93
Oliver, Dean	1998,99,00,01
Warren, Chris	2003
Rand, Ben	2004
Brommer, Andrew	2009,10,11,12
Uthoff, Jarrod	2014,15,16
Till, Riley	2018,19

21	
Wiese, Richard	
Cain, Carl	1954,55,56

22	
Brawner, Gene	
Seaberg, William	1954,55,56

23	
Armstrong, Maclay	
Harris, Tom	
Schulz, Bob	1945,48,49
Clifton, Robert	1950,51,52
Johnson, Roy	1954,55,57
Dull, Michael	1960
Roach, Dave	1962,63,64
Jones, Gerry	1965,67
Mays, Archie	1975,76
Hallstrom Jim	1978
Speraw, Kirk	1979
Arens, Mike	1980
Johnson, Dennis	1981
Stange, Kurt	1983,84
Marble, Roy	1986,87,88,89
Winters, James	1991,92,93,94
Davis, Ricky	1998
Henderson, Duez	1999,00,01,02
Thomas, Doug	2005,06
Davis, Jermain	2009
Ukah, Okey	2014,15,16
Jones, Dale	2017

24	
Roeder, Richard	
Schantz, Mark	
Stark, Paul	
Martel, Augustine	1955,56,57
McConnell, Jim	1957,58
Phillips, Chris	1967,68,69
Jessen, Joel	1964,66
Brown Jr, Fred	1970,71
Grabinski, Ken	1970,71,72
Hakeman, Dennis	1974
Thompson, Leon	1974,75
Mayfield, William	1976,77,78,79
Hansen, Bob	1980,81,82,83
Morgan, Michael	1985,86,87,88
Moses, James	1989,90,91,92
Luehrsmann, Ryan	1997,98,99,00
Recker, Luke	2001,02
Johnson, Justin	2007,08
Fuller, Aaron	2009,10
Cartwright, Bryce	2011,12
Ingram, Patrick	2013
Ellingson, Brady	2015,16,17,18
Hobbs, Nicolas	2019

25	
Gebhard, Bob	
Liston, John	
Schroeder, Gregg	
Sumpter, Cliff	
Thompson, Herbert	1951,52,53
Gunther, Dave	1957,58,59
Hankins, Andrew	1962,63,64



Chapman, Tom, Jr.	1965,66,67
Vaughan, Reggie	1973
Berkenpas, Todd	1982,83,84,85
Horton, Ed	1986,87,88,89
Simmons, Vernon	1997,98
Reed, Carlton	2005,06
May, Eric	2010,11,12,13
Uhl	2015,16,17,18
Cook, Tyler	2019

26	
Crookham, Carter	
Roeder, Dick	
Hegg, Peer	1957

27	
Darling, Charles	1950,51,52

28	
Ridley, Gerald	1953,54,55

29	
Hettrick, Gene	1953

30	
Chime, Phil	
Gordon, Robert	
Kitchen, Clyde	
Kelley, Jim	
Ursery, Kurt	
Arnold, Kenny	1954,55,56
Washington, Bob	1958,59
Purcell, Tom	1961
Frost, Dan	1975,76
Kelley, Scott	1977,78
Carter, John	1994,95
Galloway, Kyle	1998,00,01
Spurgeon, Kurt	2003,04
Peterson, Jeff	2008,09
White, Aaron	2012,13,14,15
Hutton, Brandon	2016
McCaffery, Connor	2019

31	
Dorsey, Benjamin	
Logan, William	1954,55,56

32	
Johnston, Larry	
Jarnagin, Charles	1952,53,54
Wordlaw, Clarence	1957,58,59
Pervall, Chris	1965,66
Brown, Fred	1970,71
Parker, Larry	1973,74,75,76
Brookins, Vincent	1978,79,80,81
Dennard, Jerry	1982,83
Snedeker, Dave	1984,85
Jewell, Mark	1987,88
Thompson, Ray	1989
McCausland, Kent	1996,97,98,99
Evans, Reggie	2001,02
Kelly, Jake	2008,09
Stubbs, Branden	2011,12

33	
McBride, Dan	
Nelson, John	
Schoof, William	1954,55,56
Miller, Thomas	1969,70,71
Moore, Larry	1973,75
Frost, Terry	1975,76

34	
Jensen, Merle	
Mittelberg, Kent	
Toland, Trevor	
Carpenter, Robert	1959
Mehlhaus, Doug	1962,63
Thompson, Scott	1974,75,76
Norman, Tom	1977,78,79
Anderson, Craig	1981,82,83,84
Lookingbill, Wade	1989,90,92,93
Koberg, Kerry	1998
Range, Joey	1999
Hansen, Erik	2004,05,06
Smith, Tyler	2007
Lickliter, John	2009,10
Stokes, Darius	2011,12
Woodbury, Adam	2013,14,15,16

35	
Border, Lee	
Rathert, Keith	
Buckles, Kenneth	1952,53
George, Robert	1954,55,56
Sullinger, Harold	1972
Boyle, Bryan	1983,84
Gamble, Kevin	1986,87
Rabenold, Scott	1998
Henderson, Mike	2004,05,06,07
Archie, Devon	2010,11,12
Stokes, Darius	2013,14
Pemsl, Cordell	2017,18

36	
Ridley, Gerald	1953,54,55
McConnell, Jim	1957,58

37	
Berry, Henry	
Davidson, Arny	
Meeker, Ray	
Pitts, Gene	

38	
Duncan, Douglas	1954,55
Harring, Richard	1959

39	
Williams, Joe	1957

40	
McCauley, Bob	
Ritter, Richard	
Seaberg, William	1954,55,56
Perkins, Lewis	1965,66,67
Hazley, Omar	1969,70,71
Drake, Terry	1975,77,78
Magnusson, Jim	1976
Boyle, Kevin	1979,80,81,82
Hill, Kent	1985,86,87,88
Street, Chris	1991,92,93

41	
Reichow, Jerry	
Seaberg, William	1954,55,56
Stokes, Greg	1982,83,84,85

42	
Cuthpert, Curtis	
Ward, Ivory	
Hairston, John	1947,75,76,77
Payne, Thomas	1956
Novak, Joel	1961,62
Riddle, Fred	1963,65
McGrath, Rolly	1966,67,68
Rowat, Lynn	1971,72
Thomas, Leon	1974,75
Phelps, Van	1977
Henry, Mike	1978,79,80
Payne, Michael	1982,83,84,85
Webb, Jay	1990,91,92,93
Bowen, Ryan	1995,96,97,98
Ramos, Antonio	1999
Dollmeyer, Greg	2003
Meyer, Kyle	2013,14

43	
Rosborough, Jim	
Swift, Larry	
Lorenz, Gary	1961,62
Calabria, Chad	1968,69,70
Williams, Rick	1972,73
Washington, Nate	1974
Phelps, Van	1977
Tubbs, Brig	1989,90,91,92
Smith, Jason	1999,00,01

44	
Leffingwell, Hugh	
Worley, Glen	
Nau, Earl	1958
Heitman, Michael	1958,59,60
Reddington, Joe	1961,62,63
Banaszek, Kenneth	1964,65
McGilmer, Benjamin	1966,69,70
Vidnovic, Glenn	1968,69,70
Kunnert, Kevin	1971,72,73
Hargrave, Clay	1976,77,78
Gannon, Mark	1980,81,82,83
Lorenzen, Al	1985,86,87,88
Bartels, Jim	1991,93,94,95
Koch, J.R.	1996,97,98,99
Brunner, Greg	2003,04,05,06
Tate, Cyrus	2007,08,09
Cougill, Brennan	2010

45	
Rogers, Vic	
Gentry, Nolden	1958,59,60
Shaw, Richard	1961,62,63
Peeples, George	1964,65,66
Johnson, John	1969,70
Ingram, Michael	1989,90
Moore, Darryl	1997,98
Williams, John Carl	1999,00

46	
Scheuerman, Milton	1954,55,56

50	
McCausland, Mac	
Schebler, Pete	
Skea, William	1963,64
Gatens, Mike	1974,75,76
Olsthorn, Larry	1977,78
Heller, Mike	1980
Bullard, Matt	1989,90
Robinson, Alvin	1996,97
Cole, Jarryd	2008,09,10,11

51	
Petratis, Stan	
Denoma, Mike	1963,64,65
Breedlove, Huston	1966,67,68
Venik, Harry	1967
Miranda, Joe	1969
Mims, Fred	1972
Jepsen, Les	1987,88,89,90
Rebholz, Mike	1999
Gomes, Marcelo	1999,00
Baer, Nicholas	2016,17,18

52	
Carver, Mike	
Crum, Fred	
Hegg, Peer	1957
Runge, Dennis	1960,61
Riddle, Fred	1963,65
Olson, Gary	1964,65,66
Schulze, Tom	1969,70
Angersola, Ken	1973
Thomas, Leon	1974,75
Haberecht, Fred	1975,76
Hallstom, Jim	1978
Waite, Steve	1978,79,80,81
Millard, Russ	1993,94,95,96
Scott, Cortney	2001
Looby, Kurt	2007,08

53	
Nielsen, Steve	
Worley, Glen	
Lyon, Terry	1963
Williams, Sam H.	1967,68
Zagar, Ronald	1960
Collins, James	1972,73,74
Haberer, Brian	1998
Sonderleiter, Sean	2001,02,03
Gorney, Seth	2005,06,07,08

54	
King, Bruce	1975,76,77
Krafcsin, Steve	1979,80,81
Lohaus, Brad	1983,84,86,87
Rucker, Guy	1997,98,99

55	
Rathert, Keith	
Earl, Acie	1990,91,92,93
Helmers, Greg	1995,96,97,98
Garza, Luka	2018,19

57	
Gunther, Dave	1957,58,59

Note: Player jersey numbers were compiled recently and may not include some numbers from the early years of Iowa basketball.



Date	Game	Time (CT)	TV				
Nov. 5	Appalachian State at Michigan	6 p.m.	BTN	Nov. 19	Bucknell at Penn State	5:30 p.m.	BTN
	Western Illinois at Indiana	6 p.m.	BTN+		(NIT Season Tip-Off)		
	UMES at Penn State	6 p.m.	BTN+		Radford at Northwestern	7 p.m.	BTN+
	Holy Cross at Maryland	6:30 p.m.	BTN+		(Fort Myers Tip-Off)		
	Nicholls State at Illinois	7 p.m.	BTN+		Fairfield at Maryland	7:30 p.m.	BTN
	Cleveland State at Minnesota	7 p.m.	BTN+		(Orlando Invitational)		
	UC Riverside at Nebraska	8 p.m.	BTN	Nov. 20	Princeton at Indiana	6 p.m.	BTN
	St. Mary's vs. Wisconsin	8 p.m.	ESPNU		(Indiana Challenge)		
	(at Sanford Pentagon, Sioux Falls, S.D.)				Stephen F. Austin at Rutgers	6 p.m.	BTN+
	Kentucky vs. Michigan State	8:30 p.m.	ESPN		(Garden State Showcase)		
	(Champions Classic at Madison Square Garden, New York, N.Y.)				The Citadel at Illinois	8 p.m.	BTN
					(O'ahu Classic)		
Nov. 6	Green Bay at Purdue	6 p.m.	BTN	Nov. 21	North Florida at Iowa	6 p.m.	BTN
	Cincinnati at Ohio State	7:30 p.m.	FS1		(Continental Tire Las Vegas Invitational)		
Nov. 7	Bryant at Rutgers	6 p.m.	BTN		Central Michigan at Minnesota	7 p.m.	BTN+
	(Garden State Showcase)				Green Bay at Wisconsin	8 p.m.	BTN
					(Legends Classic)		
Nov. 8	Eastern Illinois at Wisconsin	7 p.m.	BTN+	Nov. 22	George Mason at Maryland	6 p.m.	BTN
	Merrimack at Northwestern	7 p.m.	BTN+		Houston Baptist at Michigan	6 p.m.	BTN+
	SIUE at Iowa	8 p.m.	BTN		Purdue Fort Wayne at Ohio State	6 p.m.	BTN+
	Illinois at Grand Canyon	8 p.m.	FOX 10 Xtra		(Ohio State Classic)		
Nov. 9	Southern Utah at Nebraska	1 p.m.	BTN+		Norfolk State at Northwestern	7 p.m.	BTN+
	Portland State at Indiana	1 p.m.	BTN+		(Fort Myers Tip-Off)		
	Oklahoma vs. Minnesota	3:30/7 p.m.	BTN		Southern at Nebraska	7 p.m.	BTN+
	(at Sanford Pentagon, Sioux Falls, S.D.)				(Cayman Classic)		
	Texas at Purdue	6 p.m.	FS1	Nov. 23	Jacksonville State at Purdue	TBD	BTN/BTN+
	Rhode Island at Maryland	8 p.m.	FS1		(Emerald Coast Classic)		
	Wagner at Penn State	TBD	BTN+		Yale at Penn State	TBD	BTN/BTN+
Nov. 10	Niagara at Rutgers	Noon	BTN+		(NIT Season Tip-Off)		
	UMass-Lowell at Ohio State	3 p.m.	ESPNU		Hampton at Illinois	TBD	BTN+
	Binghamton at Michigan State	6 p.m.	BTN	Nov. 24	Cal Poly at Iowa	4 p.m.	BTN
	Illinois at Arizona	8 p.m.	Pac-12 Net		(Continental Tire Las Vegas Invitational)		
Nov. 11	DePaul at Iowa (Gavitt Games)	7 p.m.	FS1		North Dakota at Minnesota	6 p.m.	BTN
Nov. 12	Creighton at Michigan (Gavitt Games)	5:30 p.m.	FS1	Nov. 25	Virginia Tech vs. Michigan State	4 p.m.	ESPN2
	North Alabama at Indiana	6 p.m.	BTN		(Maui Jim Maui Invitational, Lahaina Civic Center, Lahaina, Hawaii)		
	Minnesota at Butler (Gavitt Games)	7:30 p.m.	FS1		Kent State at Ohio State	5:30 p.m.	BTN
Nov. 13	Villanova at Ohio State (Gavitt Games)	6 p.m.	FS1		(at St. John Arena, Columbus, Ohio)		
	McNeese State at Wisconsin	6 p.m.	BTN		Wisconsin vs. Richmond	6 p.m.	ESPN2
	(Legends Classic)				(Legends Classic at Barclays Center, Brooklyn, N.Y.)		
	Drexel at Rutgers	7 p.m.	BTN+		Nebraska vs. Washington State	6:30 p.m.	TBD
	(Garden State Showcase)				(Cayman Islands Classic, John Gray Gymnasium, Grand Cayman)		
	Purdue at Marquette (Gavitt Games)	8 p.m.	FS1		Louisiana Tech at Indiana	7:30 p.m.	BTN
	Providence at Northwestern (Gavitt Games)	8 p.m.	BTN		(Indiana Challenge)		
Nov. 14	Penn State at Georgetown (Gavitt Games)	5:30 p.m.	FS1		Bradley vs. Northwestern	7:30 p.m.	FS1
	Michigan State at Seton Hall (Gavitt Games)	7:30 p.m.	FS1		(Rocket Mortgage by Quicken Loans, Fort Myers Tip-Off, Fort Myers, Fla.)		
Nov. 15	Elon at Michigan	6 p.m.	BTN	Nov. 26	Michigan State vs. Dayton/Georgia	1:30/7 p.m.	ESPN/2
	(Bad Boy Mowers Battle 4 Atlantis)				(Maui Jim Maui Invitational, Lahaina Civic Center, Lahaina, Hawaii)		
	Oral Roberts at Iowa	7 p.m.	BTN+		Wisconsin vs. Auburn/New Mexico	4/6:30 p.m.	ESPN2/U
	South Dakota State at Nebraska	8 p.m.	BTN		(Legends Classic at Barclays Center, Brooklyn, N.Y.)		
	Minnesota at Utah	8 p.m.	Pac-12 Net		Nebraska vs. George Mason/Old Dominion	4/6:30 p.m.	TBD
Nov. 16	Oakland at Maryland	11 a.m.	BTN+		(Cayman Islands Classic, John Gray Gymnasium, Grand Cayman)		
	Chicago State at Purdue	1 p.m.	BTN+		NJIT at Rutgers	6 p.m.	BTN
	(Emerald Coast Classic)				Lindenwood (Mo.) at Illinois	7 p.m.	BTN+
	Rutgers vs. St. Bonaventure	6:30 p.m.	TBD		(O'ahu Classic)		
	(James Naismith Classic, Toronto, Ontario)			Nov. 27	Michigan vs. Iowa State	11 a.m.	ESPN
	Troy at Indiana	TBD	BTN/BTN+		(Bad Boy Mowers Battle 4 Atlantis, Paradise Island, Bahamas)		
	(Indiana Challenge)				Penn State vs. Ole Miss	4 p.m.	ESPN2
Nov. 17	Marquette at Wisconsin	Noon	FS1		(NIT Season Tip-Off, Barclays Center, Brooklyn, N.Y.)		
Nov. 18	Charleston Southern at Michigan State	5:30 p.m.	BTN		Michigan State vs. TBD	TBD	ESPN/2/U
	(Maui Jim Maui Invitational)				(Maui Jim Maui Invitational, Lahaina Civic Center, Lahaina, Hawaii)		
	Minnesota at Manhattan	6 p.m.	ESPNU		Northwestern vs. Kansas State/Pitt	TBD	FS1
	Hawai'i at Illinois	7 p.m.	BTN+		(Rocket Mortgage by Quicken Loans, Fort Myers Tip-Off, Fort Myers, Fla.)		
	(O'ahu Classic)				Nebraska vs. TBD	TBD	TBD
	Stetson at Ohio State	7:30 p.m.	BTN		(Cayman Islands Classic, John Gray Gymnasium, Grand Cayman)		
	(Ohio State Classic)			Nov. 28	Maryland vs. Temple	10 a.m.	ESPN2
					(Orlando Invitational, HP Field House, Orlando, Fla.)		
					Michigan vs. Alabama/North Carolina	TBD	ESPN/2/U
					(Bad Boy Mowers Battle 4 Atlantis, Paradise Island, Bahamas)		
					Texas Tech vs. Iowa	7 p.m.	FS1
					(Continental Tire Las Vegas Invitational, Orleans Arena, Las Vegas, Nev.)		

2019-20 COMPOSITE BIG TEN SCHEDULE

IOWA BASKETBALL



2020 MEDIA GUIDE

Nov. 29	Massachusetts at Rutgers	1 p.m.	BTN+	Dec. 18	*Michigan State at Northwestern	7 p.m.	BTN
	DePaul at Minnesota	2 p.m.	BTN+	Dec. 19	Maryland at Seton Hall	6 p.m.	FS1
	Morgan State at Ohio State	8 p.m.	BTN	Dec. 20	Central Connecticut State at Penn State	5 p.m.	BTN
	Maryland vs. Harvard/Texas A&M	TBD	ESPN/2/News	Dec. 21	Presbyterian at Michigan	11 a.m.	BTN
	(Orlando Invitational, HP Field House, Orlando, Fla.)				Indiana vs. Notre Dame	11 a.m.	ESPN
	Penn State vs. Oklahoma State/Syracuse	TBD	ESPN2/U/News		(Crossroads Classic at Bankers Life Fieldhouse, Indianapolis, Ind.)		
	(NIT Season Tip-Off, Barclays Center, Brooklyn, N.Y.)				Purdue vs. Butler	1:30 p.m.	BTN
	Iowa vs. Creighton/San Diego State	7/9:30 p.m.	FS1		(Crossroads Classic at Bankers Life Fieldhouse, Indianapolis, Ind.)		
	(Continental Tire Las Vegas Invitational, Orleans Arena, Las Vegas, Nev.)				Milwaukee at Wisconsin	4 p.m.	BTN
	Purdue vs. VCU	8:30 p.m.	CBS SportsNet		Ohio State vs. Kentucky	4:15 p.m.	CBS
	(Emerald Coast Classic, Raider Arena, Niceville, Fla.)				(CBS Sports Classic at T-Mobile Arena, Las Vegas, Nev.)		
	Michigan vs. TBD	TBD	ESPN/2/U		Illinois vs. Missouri	4:30 p.m.	ESPN2
	(Bad Boy Mowers Battle 4 Atlantis, Paradise Island, Bahamas)				(Braggin Rights at Enterprise Center, St. Louis, Mo.)		
Nov. 30	South Dakota State at Indiana	TBD	BTN/BTN+	Dec. 22	Lafayette at Rutgers	Noon	ESPNU
	(Indiana Challenge)			Dec. 28	Central Michigan at Purdue	11 a.m.	BTN
	Purdue vs. Florida State/Tennessee	3/6 p.m.	CBS SportsNet		Wisconsin at Tennessee	12:30 p.m.	CBS
	(Emerald Coast Classic, Raider Arena, Niceville, Fla.)				Florida International at Minnesota	1/3 p.m.	BTN
Dec. 1	Maryland vs. TBD	TBD	ESPN/2/U	Dec. 29	West Virginia vs. Ohio State	11 a.m.	FS1
	(Orlando Invitational, HP Field House, Orlando, Fla.)				(at Rocket Mortgage FieldHouse, Cleveland, Ohio)		
Dec. 2	Miami at Illinois (B1G/ACC Challenge)	6 p.m.	ESPN2		Cornell at Penn State	11 a.m.	ESPNU
	Clemson at Minnesota (B1G/ACC Challenge)	8 p.m.	ESPN2		Bryant at Maryland	11 a.m.	BTN
Dec. 3	N'western at Boston College (B1G/ACC Challenge)	6 p.m.	ESPNU		UMass-Lowell at Michigan	1 p.m.	FS1
	Iowa at Syracuse (B1G/ACC Challenge)	6/6:30 p.m.	ESPN/2		North Carolina A&T at Illinois	1 p.m.	ESPNU
	Michigan at Louisville (B1G/ACC Challenge)	6/6:30 p.m.	ESPN/2		Hartford at Northwestern	1/3 p.m.	BTN
	Rutgers at Pitt (B1G/ACC Challenge)	8 p.m.	ESPNU		Texas A&M-Corpus Christi at Nebraska	1/3 p.m.	BTN
	Florida State at Indiana (B1G/ACC Challenge)	8 p.m.	ESPN2		Kennesaw State at Iowa	3 p.m.	ESPNU
	Duke at Michigan State (B1G/ACC Challenge)	8:30 p.m.	ESPN		Arkansas at Indiana	5/7 p.m.	BTN
Dec. 4	Nebraska at Ga. Tech (B1G/ACC Challenge)	6:15 p.m.	ESPNU		Western Michigan at Michigan State	5/7 p.m.	BTN
	Notre Dame at Maryland (B1G/ACC Challenge)	6:15/6:30 p.m.	ESPN/2	Dec. 30	Caldwell (N.J.) at Rutgers	6 p.m.	BTN+
	Virginia at Purdue (B1G/ACC Challenge)	6:15/6:30 p.m.	ESPN/2	Dec. 31	Rider at Wisconsin	6 p.m.	BTN
	Wake Forest at Penn St. (B1G/ACC Challenge)	8:15 p.m.	ESPNU	Jan. 2	*Minnesota at Purdue	6 p.m.	BTN
	Wisconsin at NC State (B1G/ACC Challenge)	8:15 p.m.	ESPN2		*Illinois at Michigan State	7 p.m.	FS1
	Ohio St. at North Carolina (B1G/ACC Challenge)	8:30 p.m.	ESPN	Jan. 3	*Wisconsin at Ohio State	6 p.m.	FS1
Dec. 6	*Iowa at Michigan	5:30 p.m.	FS1		*Rutgers at Nebraska	7 p.m.	BTN
Dec. 7	Nebraska at Creighton	1:30 p.m.	FS1	Jan. 4	*Indiana at Maryland	11 a.m.	FOX
	*Illinois at Maryland	4 p.m.	ESPN2		*Iowa at Penn State	1 p.m.	BTN
	*Penn State at Ohio State	TBD	BTN		(at The Palestra, Philadelphia, Pa.)		
	*Indiana at Wisconsin	TBD	BTN	Jan. 5	*Michigan at Michigan State	12:30/3:30 p.m.	CBS
Dec. 8	*Northwestern at Purdue	4 p.m.	BTN		*Northwestern at Minnesota	6:30 p.m.	BTN
	*Rutgers at Michigan State	6 p.m.	BTN		*Purdue at Illinois	7 p.m.	FS1
Dec. 9	*Minnesota at Iowa	7 p.m.	BTN	Jan. 7	*Ohio State at Maryland	6 p.m.	ESPN/2
Dec. 10	*Maryland at Penn State	6 p.m.	ESPN2		*Penn State at Rutgers	6 p.m.	BTN
	Indiana vs. Connecticut	TBD	ESPN		*Iowa at Nebraska	8 p.m.	BTN
	(Jimmy V Classic, Madison Square Garden, New York, N.Y.)			Jan. 8	*Northwestern at Indiana	6 p.m.	BTN
Dec. 11	*Wisconsin at Rutgers	6 p.m.	BTN		*Illinois at Wisconsin	8 p.m.	BTN
	*Michigan at Illinois	8 p.m.	BTN	Jan. 9	*Purdue at Michigan	6 p.m.	FS1
Dec. 12	Iowa at Iowa State	7 p.m.	ESPN2		*Minnesota at Michigan State	8 p.m.	ESPN/2
	(Iowa Corn Cy-Hawk Series)			Jan. 10	*Maryland at Iowa	6 p.m.	FS1
Dec. 13	*Nebraska at Indiana	7 p.m.	BTN	Jan. 11	*Ohio State at Indiana	11 a.m.	FOX
Dec. 14	Michigan State vs. Oakland	11 a.m.	ESPN2		*Rutgers at Illinois	TBD	BTN
	(Little Caesars Arena, Detroit, Mich.)				*Nebraska at Northwestern	TBD	BTN
	Oregon at Michigan	11 a.m.	CBS		*Wisconsin at Penn State	TBD	BTN
	Alabama at Penn State	1 p.m.	BTN				
	Seton Hall at Rutgers	3 p.m.	BTN				
	(Garden State Hardwood Classic)						
	Old Dominion at Illinois	5 p.m.	BTN				
Dec. 15	*Purdue at Nebraska	3 p.m.	BTN				
	SIUE at Northwestern	3 p.m.	ESPNU				
	*Ohio State at Minnesota	5:30 p.m.	BTN				
Dec. 17	Southeast Missouri State at Ohio State	6 p.m.	BTN				
	Purdue at Ohio	8 p.m.	ESPN2				



Jan. 12	*Michigan State at Purdue *Michigan at Minnesota	11 a.m./2:30 p.m. Noon	CBS BTN	Feb. 12	*Rutgers at Ohio State *Michigan at Northwestern	6 p.m. 8 p.m.	BTN BTN
Jan. 14	*Nebraska at Ohio State *Iowa at Northwestern *Maryland at Wisconsin	5:30 p.m. 7 p.m. 8 p.m.	FS1 BTN ESPN/2	Feb. 13	*Iowa at Indiana	7 p.m.	BTN
Jan. 15	*Indiana at Rutgers *Penn State at Minnesota	6 p.m. 8 p.m.	BTN BTN	Feb. 15	*Purdue at Ohio State *Northwestern at Penn State *Wisconsin at Nebraska *Illinois at Rutgers *Maryland at Michigan State	11 a.m. 11 a.m. 1:15 p.m. 3:30 p.m. 5/7 p.m.	FOX BTN BTN BTN ESPN/2
Jan. 17	*Wisconsin at Michigan State *Michigan at Iowa	6 p.m. 8 p.m.	FS1 FS1	Feb. 16	*Indiana at Michigan *Iowa at Minnesota	Noon Noon	CBS FS1
Jan. 18	*Ohio State at Penn State *Purdue at Maryland *Northwestern at Illinois *Indiana at Nebraska	11 a.m. 1 p.m. 4 p.m. 6 p.m.	ESPN/2/U ESPN/2 BTN BTN	Feb. 18	*Illinois at Penn State *Purdue at Wisconsin *Northwestern at Maryland	5:30 p.m. 6 p.m. 7 p.m.	FS1 ESPN/2 BTN
Jan. 19	*Minnesota at Rutgers	Noon	BTN	Feb. 19	*Michigan at Rutgers *Indiana at Minnesota	6 p.m. 8 p.m.	BTN BTN
Jan. 21	*Maryland at Northwestern *Illinois at Purdue *Nebraska at Wisconsin	6 p.m. 6 p.m. 8 p.m.	FS1 ESPN/2/U BTN	Feb. 20	*Ohio State at Iowa *Michigan State at Nebraska	6 p.m. 7:30 p.m.	ESPN/2 FS1
Jan. 22	*Penn State at Michigan *Rutgers at Iowa	6 p.m. 8 p.m.	BTN BTN	Feb. 22	*Michigan at Purdue	1 p.m.	ESPN/2
Jan. 23	*Minnesota at Ohio State	5:30 p.m.	FS1	Feb. 23	*Penn State at Indiana *Rutgers at Wisconsin *Michigan at Purdue *Minnesota at Northwestern *Maryland at Ohio State	11 a.m. Noon 1 p.m. 2 p.m. 3 p.m.	FS1 BTN ESPN/2 BTN CBS
Jan. 24	*Wisconsin at Purdue	6 p.m.	FS1	Feb. 24	*Nebraska at Illinois	7 p.m.	BTN
Jan. 25	*Illinois at Michigan *Nebraska at Rutgers	11 a.m. 1 p.m.	FS1 BTN	Feb. 25	*Iowa at Michigan State	6 p.m.	ESPN/2
Jan. 26	*Maryland at Indiana *Michigan State at Minnesota *Ohio State at Northwestern	Noon 2 p.m. 5:30 p.m.	CBS FOX BTN	Feb. 26	*Rutgers at Penn State *Maryland at Minnesota	6 p.m. 8 p.m.	BTN BTN
Jan. 27	*Wisconsin at Iowa	7:30 p.m.	BTN	Feb. 27	*Wisconsin at Michigan *Indiana at Purdue *Illinois at Northwestern *Ohio State at Nebraska	6 p.m. 6 p.m. 7 p.m. 8 p.m.	ESPN/2 FS1 BTN ESPN/2/U
Jan. 28	*Michigan at Nebraska *Purdue at Rutgers	6 p.m. 7 p.m.	ESPN/2/U BTN	Feb. 29	*Penn State at Iowa *Michigan State at Maryland	11 a.m. 3/5/7 p.m.	BTN ESPN/2
Jan. 29	*Northwestern at Michigan State *Indiana at Penn State	5:30 p.m. 7:30 p.m.	BTN BTN	Mar. 1	*Indiana at Illinois *Michigan at Ohio State *Northwestern at Nebraska	1 p.m. 3 p.m. 3:15 p.m.	BTN CBS BTN
Jan. 30	*Minnesota at Illinois *Iowa at Maryland	6:30 p.m. 7:30 p.m.	FS1 BTN	Mar. 3	*Michigan State at Penn State *Maryland at Rutgers *Purdue at Iowa	6 p.m. 6 p.m. 8 p.m.	ESPN/2 BTN BTN
Feb. 1	*Indiana at Ohio State *Michigan State at Wisconsin *Rutgers vs. Michigan (Big Ten Super Saturday, Madison Square Garden, New York, N.Y.) *Penn State at Nebraska *Purdue at Northwestern	11 a.m. Noon 3:30 p.m. 6 p.m. 8 p.m.	ESPN/2 FOX BTN BTN BTN	Mar. 4	*Minnesota at Indiana *Northwestern at Wisconsin	6 p.m. 8 p.m.	BTN BTN
Feb. 2	*Illinois at Iowa	Noon	FS1	Mar. 5	*Nebraska at Michigan *Illinois at Ohio State	5:30 p.m. 6 p.m.	FS1 ESPN/2
Feb. 4	*Rutgers at Maryland *Ohio State at Michigan *Penn State at Michigan State	6 p.m. 6 p.m. 7 p.m.	FS1 ESPN/2 BTN	Mar. 7	*Wisconsin at Indiana *Rutgers at Purdue *Penn State at Northwestern	11 a.m. 1 p.m. 3 p.m.	ESPN/2 BTN BTN
Feb. 5	*Iowa at Purdue *Wisconsin at Minnesota	6 p.m. 8 p.m.	BTN BTN	Mar. 8	*Michigan at Maryland *Nebraska at Minnesota *Ohio State at Michigan State *Iowa at Illinois	11 a.m. Noon 3:30 p.m. 6 p.m.	FOX BTN CBS BTN
Feb. 7	*Maryland at Illinois	7 p.m.	FS1	* -- Big Ten Conference Game			
Feb. 8	*Michigan State at Michigan *Purdue at Indiana *Minnesota at Penn State *Nebraska at Iowa	11 a.m. 1 p.m. 3 p.m. 5 p.m.	FOX ESPN/2 BTN BTN				
Feb. 9	*Ohio State at Wisconsin *Northwestern at Rutgers	Noon 5:30 p.m.	CBS BTN				
Feb. 11	*Penn State at Purdue *Nebraska at Maryland *Michigan State at Illinois	5:30 p.m. 7:30 p.m. 8 p.m.	BTN BTN ESPN/2				



The Hawkeye Visions Endowment Program: Hawkeye Visions is an on-going campaign, which seeks to build an endowment capable of covering the cost, via earnings, of UI student-athlete scholarships. The program currently includes over 200 scholarships ranging from fully endowed scholarships, partially endowed, in development or scholarships pledged via an estate gift. The following Visionary and Leadership Scholarships will be awarded for the 2019-20 academic year.

Visionary Level Scholarships

Beth and Bob Allsop Point Guard Scholarship
John and Ruth Beckman Scholarships
Ray Carlson Lineman Scholarship
Mark C. Falb Quarterback Scholarship
Bill and John Fenton Football Scholarship
George C. and Nora Foerstner Memorial and Alex A. and JoAnn F. Meyer Football Scholarships
Russ and Ann Gerdin Family Football Scholarships
Russ and Ann Gerdin Family Men's Basketball Scholarships
Russ and Ann Gerdin Family Women's Basketball Scholarship
Russ and Ann Gerdin Family Wrestling Scholarship
Russ and Ann Gerdin Family Athletic Scholarship
Leonard A. and Marlene S. Hadley Center Football Scholarship
Mike "Hammer" Hammond Football Scholarship Fund
Robert G. and Annalee Jacoby Hockridge Wrestling Scholarship
Jim and Rhonda Juhlin Men's Basketball Scholarship

Nile Kinnick Leadership Scholarship
Mary Lee Hawkeye Spirit Scholarships
Gus and Theo Mastrogany Football End Scholarship
Robert W. and Jean C. Otilie Athletic Scholarships
Ned and Reba Postels Family Men's Basketball Scholarship
James Rohweder Baseball Second Baseman Scholarship
James Rohweder Softball Second Baseman Scholarship
Keith and Justine Schulte "6th-Man" Men's Basketball Scholarship
John and Peg Slusher Softball Catcher Scholarship
Roland and Esther Smith Men's Athletic Scholarships
Roland and Esther Smith Women's Athletic Scholarships
Arthur E. Stanley Football Scholarships
Chris Street Memorial Men's Basketball Scholarship
Dale L. Tieden Football Scholarships
Henry B. and Patricia B. Tippie Athletic Scholarships
Dr. Virginia M. Weimar Women's Basketball Scholarship
Jim and Susan Woods Offensive Lineman Scholarship

Leadership Level Scholarships

Dr. C.F. "Larry" and Lois Barrett Football Scholarship
Micheal and Patricia Beal Women's Basketball Scholarship
P. Sue Beckwith, M.D., Women's Basketball Scholarship
P. Sue Beckwith, M.D., Rowing Scholarship
Warren and Harriet Berman Family Football Scholarship
Warren and Harriet Berman Family Men's Basketball Scholarship
Mike Boddicker Baseball Scholarship
Lester Bookey Memorial Scholarship
Patty and Tom Buroker Football Scholarship
Thomas L. Cardella Football Scholarship
B. W. "Wayne" Carpenter Family Football Scholarship
Carver Scholarship/Slater Award
Gene and Jennie Clay Football Scholarship
John and Mary Ann Colloton Men's Basketball Scholarship
John and Mary Ann Colloton Football Scholarship
John and Mary Ann Colloton Women's Basketball Scholarship
John and Mary Ann Colloton Wrestling Scholarship
Catherine Nackle Cooper Men's Basketball Scholarship
Brad and Peggy Davis Golf Scholarship
Tom and Shari Davis Men's Basketball Manager Scholarship
Doran Family Gymnastics Scholarship
C. W. "Bump" Elliott Football Scholarship
Dr. Brent and Ellen Feller Men's Basketball Scholarship
John Ferentz Memorial Football Scholarship
Fitzgerald Family Women's Basketball Scholarship
Hayden Fry Captain's Scholarship
Eugene and Pat Gauron Women's Tennis Scholarship
Al Grady Memorial Football Scholarship
Carol Hauptert Football Scholarship
Donald W. and Marilyn Heineking Baseball Scholarship
Donald W. and Marilyn Heineking Football Scholarship
Donald W. and Marilyn Heineking Men's Cross Country/Track Scholarship
Donald W. and Marilyn Heineking Men's Basketball Manager's Scholarship
Donald W. and Marilyn Heineking Softball Scholarship
Donald W. and Marilyn Heineking Volleyball Scholarship
Donald W. and Marilyn Heineking Women's Basketball Scholarship
Donald W. and Marilyn Heineking Wrestling Scholarship
Theo and Glenda Hitchens Football Scholarship
Theo and Glenda Hitchens Men's Basketball Scholarship
James Hoak Men's Golf Scholarship
Iowa Style Wrestling Scholarship
Richard O. Jacobson Football Scholarship
Johnson County I-Club Football Scholarship
Johnson County I-Club Wrestling Scholarship
Bud and Georgia Johnson Women's Basketball Scholarship
Bud and Georgia Johnson Volleyball Scholarship
Nile Kinnick Memorial Scholarships
Nile Kinnick Scholarship for Women
Ron Kirchhoff Men's Basketball Scholarship
Don and Joyce Klimes Football Scholarship
W. A. Krause Football Scholarship
Gary Kurdelmeier Wrestling Scholarship
Robert and Dorothy Lee Scholarship
Michael and Chelle Lehman Volleyball Scholarship
Jack and Ailene Liechty Men's Golf Scholarship
Jack and Ailene Liechty Football Scholarship
Jack and Ailene Liechty Men's Basketball Scholarship

Jack and Ailene Liechty Women's Basketball Scholarship
Linn County I-Club Football Scholarship
Lohaus Men's Basketball Scholarship
Paul Mason Memorial Scholarship
Bob and Jo Lynne Meskimen Family Football Scholarship
Monday Morning Quarterback Club Football Scholarship
Terry and Susan Mulligan Football Scholarship
Terry and Susan Mulligan Men's Swimming Scholarship
Bucky O'Connor Men's Basketball Scholarship
Bucky O'Connor Men's Golf Scholarship
Dennis and Donna Oldorf Athletic Scholarship
Robert and Ruth Bywater Olson Football Scholarship
Bob and Dorothy Otto Football Scholarship
Dave Paulson Baseball Scholarship
Whitey and Grace Piro Football Scholarship
William and Kay Pitlik Wrestling Scholarship
William and Kay Pitlik Football Scholarships
William and Kay Pitlik Softball Scholarship
William and Kay Pitlik Women's Basketball Scholarship
William and Kay Pitlik Field Hockey Scholarship
Polk County I-Club Football Scholarship
Polk County I-Club Softball Scholarship
Rigler Family Football Scholarship
Bob Root Memorial Football Scholarship
Stella Wolff Sanford Women's Scholarship
Douglas D. Schnoebelen Women's Basketball Scholarship
John and Dorothy Sill Wrestling Scholarship
Val, Marilyn and Gary Skarda Family Baseball Scholarship
Betty and Bob Stein Family Swimming Scholarship
Professor Ralph I. and Barbara G. Stephens Women's Basketball Scholarship
Marshall Stewart Athletic Scholarship
Dennis and Janice Oliver Strang Football Scholarship
John Streif Men's Basketball Scholarship
Ben Trickey Memorial Scholarship
Raymond K. and Susan K. Vawter Football Scholarship
W. David Ward Football Scholarship
George Wine Sports Information Scholarship
Earl and Edna Yoder Football Scholarship

The Hawkeye Visions Endowment Program: Investing in a Winning Future!

To make a gift or for more information about the Hawkeye Visions Endowment Program, please contact Director of Development Sloane Tyler at (319-467-3736), Sloane.Tyler@foriowa.org, or (800) 648-6973. Please visit jointheclub.com for more information. The UI Center for Advancement is the preferred channel of support for private contributions to all areas of the University of Iowa.

Athletic Endowed Scholarship Gift Minimums

Visionary Scholarships require a gift of at least \$1,000,000

Naming example: *The Jane Doe Women's Basketball Point Guard Scholarship*

Leadership Scholarships require a gift of at least \$500,000

Naming example: *The Doe Family Baseball Scholarship*

Sustaining Scholarships require a gift of at least \$100,000

Naming example: *The John and Jane Doe Athletic Scholarship*

Iowa's Carver-Hawkeye Arena is located on the west campus in the University's athletic complex, approximately one-quarter mile northwest of Kinnick Stadium. It is a few minutes' drive from Interstate 80 and 380 and about 30 minutes from the Eastern Iowa Airport in Cedar Rapids.

The press and radio section at the Arena is located on the west side of the floor. The television and camera platform is located overhead on the east side.

A hospitality room for the media is located through the main exit ramp off the playing floor. Soft drinks are available to the media, along with concession stand food vouchers.

Postgame conferences with the head coaches are held in the Press Room. Iowa player interviews are conducted in the press room following the coach's interviews.

COACH MCCAFFERY CONFERENCES/INTERVIEW REQUESTS

Coach Fran McCaffery holds media conferences in Carver-Hawkeye Arena and teleconferences throughout the season. Requested Iowa players are available on days Coach McCaffery meets with the media. A schedule of dates and times is provided to media prior to the season. All Iowa practice sessions are closed to the public and media.

All interview requests for members of the Iowa coaching staff and Hawkeye student-athletes should be directed through athletic communications (319) 335-9411. Please refrain from contacting members of the basketball program directly.

CREDENTIALS

Requests for game credentials should be directed in e-mail to Matt Weitzel (matthew-weitzel@uiowa.edu). Requests should be filed early enough to allow time for processing. Credentials that are not mailed can be claimed at the Will Call window at the Carver-Hawkeye Arena ticket office, located at the north entrance to the arena. Photo identification is required.

PARKING

Requests for parking should be made when requesting credentials. Media parking is located in lots 40 and 33 near the East side of Carver-Hawkeye Arena.

SERVICES

Complete play-by-play, halftime statistics, final individual and team statistics and quotes from both head coaches are available following each home game. Statistics will be either faxed or e-mailed when requested. This information is filed in PDF format and sent within 30 minutes following home games. Box scores are also posted on the Iowa website, hawkeyesports.com, following each Iowa game throughout the season.

HIGH SPEED INTERNET ACCESS

High speed internet access is available in the media area in Carver-Hawkeye Arena, as the majority of seats in the media area are hard-wired for access. Wireless internet is also available. Check with a member of the athletic communications staff for a username and password card that is good for the entire 2019-20 season.

IOWA ON THE INTERNET

Updated information on the Iowa basketball team and athletics department is also available on the University of Iowa's athletic department home page on the Internet. That address is:

hawkeyesports.com

Iowa athletic communications staff members may be addressed electronically at the following e-mail address:

steven-roe@hawkeyesports.com

matthew-weitzel@hawkeyesports.com

christopher-brewer@hawkeyesports.com

traci-a-wagner@hawkeyesports.com

james-allan@hawkeyesports.com

hannah-ossman@hawkeyesports.com

jack-rossi@hawkeyesports.com

THE HAWKEYE RADIO NETWORK

Fans of the University of Iowa following the Hawkeyes on radio can tune in on their favorite station throughout the state of Iowa and the Midwest.

The radio voice of the Hawkeyes is Gary Dolphin, a Cascade, Iowa, native who handles all play-by-play action of both Iowa men's basketball and football. In addition, Dolphin also serves as the host of the weekly radio and television coach's shows during the seasons with men's basketball Coach Fran McCaffery and football Coach Kirk Ferentz. Dolphin, in 2001 and 2011, was named the Iowa Sportscaster of the Year. He is in his 23rd season of broadcasting Iowa basketball and football on the Hawkeye Radio Network. Dolphin, overall, is in his 46th year of play-by-play broadcasting, which also includes six years of broadcasting basketball games for Northwestern University.

Dolphin is joined on all University of Iowa basketball broadcasts by former Hawkeye and NBA veteran Bobby Hansen, who enters his 23rd season calling games on the Hawkeye Radio Network. Hansen was a four-year letterman and a member of Iowa's 1980 Final Four team. Hansen enjoyed a lengthy career in the NBA and earned an NBA championship while playing for the Chicago Bulls.

The Hawkeye Radio Network, a production of Learfield Communications, Inc. of Jefferson City, Missouri, blankets the state of Iowa and bordering states with more than 50 stations providing live coverage. The Hawkeyes can also be heard online (hawkeyesports.com) and on Sirius/XM Satellite Radio.





The Athletic Communications Office is located in Suite S300 in Carver-Hawkeye Arena. The office phone number is 319/335-9411.



**Steve
Roe**



**Darren
Miller**



**Matthew
Weitzel**



**Chris
Brewer**



**Traci
Wagner**

Your hosts in Carver-Hawkeye Arena include director of athletic communications Steve Roe, director of athletic content Darren Miller, associate directors Matthew Weitzel, James Allan, and Chris Brewer, assistant directors Hannah Ossman, Jack Rossi, and Traci Wagner, and UI athletics director of photography Brian Ray and assistant director of photography Stephen Mally. The athletic communications staff also includes interns Shane Sturtz and Maggie Wesley, and student staff members Sam Basler, Andrew Breitfelder, Natalie Iacopetti, Hannah Myers, Grace Tafolla, Bailey Turner, and Peter Zucker.



**Jack
Rossi**



**Brandee
Britt**



**James
Allan**



**Brian
Ray**



**Stephen
Mally**

Roe was named Director of Athletic Communications in July, 2011, after serving as interim director for one year. He joined the Hawkeye staff in 1990 and was named associate director in 1997. The Iowa City native earned his bachelor's degree from Buena Vista University and his master's degree from Northeast Louisiana University. Steve and his wife, Janet, have a daughter, Nike, and a son, James, two granddaughters, Teagan (14) and Lydia (6), and a grandson, Jack (9). Both Nike (law degree) and James (bachelor's degree) earned degrees from the University of Iowa.

Wagner is in her 21st year as an assistant after previously serving as a student assistant for four years and as an intern for two years. A native of Iowa Falls, Wagner earned her bachelor's degree in 1997 with a double major in journalism and communication studies. Traci and her husband, Jason, have a son, Nick, and a daughter, Sydney.

Weitzel was named associate director in July, 2012, after serving as assistant director since 1998. Weitzel graduated from the University of Iowa in 1997 with a bachelor's degree in journalism and mass communication, with an emphasis in business. The native of Mundelein, Illinois, was a student in the sports information office for three years. Weitzel and his wife, Carrie, live in Iowa City.

Brewer was named associate director in 2016 after serving as an assistant director since 2009. He was named Division I Wrestling Sports Information Director of the Year by the National Wrestling Media Association (NWMA) in 2016. In 2004, the Iowa City native earned his English degree from the University of Iowa and served as a graduate assistant with the Detroit Lions media relations department. He and his wife, Brooke, have a daughter, Elyse, and a son, Del.

Miller was named director of athletic content in 2016 after serving as director of new media in the University of Iowa athletics department for 10 years. Prior to that, Miller spent nearly 20 years working in the newspaper and sports information professions. He

is a 1984 graduate of Tipton (Iowa) High School and a 1988 graduate of Wartburg College, majoring in communication arts (journalism/public relations). Miller and his wife, Ann, have four children: Ashley, Melissa, Brittney and Kyle, and one grandson, Ryker.

Allan was named associate director of content in 2016 following seven years as a full-time assistant. It is Allan's second stint in the office, as he served as a student assistant from 2000-04. Allan returned to Iowa City after serving as the sports information director at the University of Missouri-Kansas City from 2005-10, and as the athletics media relations intern at Texas Christian University in 2004-05. The Hampton, Iowa, native earned his bachelor's degree in journalism from the University of Iowa in May, 2004. He and his wife, Mary Ann, have four children, Jonathan, Will, Eleanor, and Olivia.

Rossi joined the staff as a fulltime member in June, 2018. He served as a student assistant in the Athletic Communications office as an undergraduate and as an intern for two years. Rossi is a native of Gurnee, Illinois, and earned his bachelor's degree from Iowa in Journalism in 2016.

Ossman joined the full-time staff in August, 2019, after assisting for a year in the department as an intern. The Farmington, Illinois, native earned her bachelor's degree in communications and journalism and master's degree in sport management from Northern Illinois University. There, she worked in their Athletic Communications department as a student assistant and graduate assistant.

Ray joined the UI athletics department in December, 2013, as serves as the athletics department director of photography. Ray previously was the Iowa City chief photographer and senior visual journalist for the *Cedar Rapids Gazette* and is a Davenport, Iowa native. Ray earned a bachelor's degree from Iowa in journalism and psychology in 2002. Brian and his wife, Joanna, have a son, Boston, and a daughter, Joslynn.

Mally is in his first year as assistant director of photography for the athletics department. Prior to joining the Hawkeye staff Stephen was a staff photographer at the *Cedar Rapids Gazette*.

ONE OF ONE



GIANNIS ANTETOKOUNMPO
nike.com/basketball



Mediacom[®] *COURT*

Mediacom is proud to play an active role in support of the academic and intercollegiate athletics missions at the University of Iowa.

Every Mediacom employee is dedicated to delivering the most advanced communication technologies and services available. They are equally devoted to the communities in which they live and work. As such, Mediacom takes great pride in offering free telecommunication services to schools and libraries, creating local employment opportunities, and expanding participation and awareness of high school and intercollegiate athletics from river to river, border to border.

Mediacom wholeheartedly embraces the unique talents and spirit that flourish in the Heartland and are in such tremendous abundance on the campus of the University of Iowa. We join thousands of fellow Iowans when we cheer, with fists held high, "Go Hawks!"



#0
MICHAEL BAER
F, 6-7, 205, Jr.



#1
JOE TOUSSAINT
G, 6-0, 185, Fr.



#2
JACK NUNGE
F, 6-11, 245, RS-So.



#3
JORDAN BOHANNON
G, 6-1, 185, Sr.



#4
BAKARI EVELYN
G, 6-2, 180, RS-Sr.



#5
CJ FREDRICK
G, 6-3, 195, RS-Fr.



#10
JOE WIESKAMP
G, 6-6, 210, So.



#13
AUSTIN ASH
G, 6-3, 175, RS-So.



#15
RYAN KRIENER
F, 6-10, 255, Sr.



#20
RILEY TILL
F, 6-7, 200, RS-Jr.



#22
PATRICK McCAFFERY
F, 6-9, 190, Fr.



#24
NICOLAS HOBBS
G, 6-2, 200, Jr.



#30
CONNOR McCAFFERY
G, 6-5, 205, RS-So.



#35
CORDELL PEMSL
F, 6-9, 248, RS-Jr.



#51
AIDAN VANDERLOO
G, 6-2, 190, Fr.



#55
LUKA GARZA
C, 6-11, 260, So.



FRAN McCAFFERY
Head Coach



KIRK SPERAW
Assistant Coach



SHERMAN DILLARD
Assistant Coach



BILLY TAYLOR
Assistant Coach



2019-20 IOWA MEN'S BASKETBALL MEDIA GUIDE



2019-20 IOWA MEN'S BASKETBALL MEDIA GUIDE