



# IOWA HAWKEYES®

2020 MEDIA GUIDE







## Table of Contents

|  |         |   |         |                                     |         |
|--|---------|---|---------|-------------------------------------|---------|
| Facts/Information/Contents _____             | 1-2     | All-Time Coaches Records _____                | 134     | All-Star Games _____                | 198-199 |
| President Bruce Harreld _____                | 3       | All-Time Series Results _____                 | 134-142 | Iowa TV Appearances _____           | 200-203 |
| Director of Athletics Chair Gary Barta _____ | 4-6     | All-Time Series Results vs. Conferences _____ | 142     | Yearly Scores _____                 | 204-211 |
| Head Coach - Kirk Ferentz _____              | 7-10    | Homecoming Results _____                      | 143     | Traditions _____                    | 212     |
| Coaching & Football Support Staff _____      | 11-37   | Iowa Bowl Results/Recaps _____                | 144-160 | Yearly Record _____                 | 213-215 |
| 2020 Iowa Roster _____                       | 38-43   | Iowa Bowl Records _____                       | 161     | Lettermen _____                     | 216-224 |
| 2020 Squad Information _____                 | 44-45   | Iowa in the National Rankings _____           | 162-165 | Kinnick Stadium/Attendance _____    | 225-227 |
| 2020 Pronunciation Guide _____               | 45      | Heisman Trophy _____                          | 166     | Kinnick Stadium Records _____       | 228     |
| 2020 Depth Chart _____                       | 46      | Retired Numbers _____                         | 167     | Kinnick Stadium Wall of Honor _____ | 229     |
| 2020 Hawkeye Returnee Bios _____             | 47-88   | National & Big Ten Awards _____               | 168-171 | Individual Records _____            | 230-231 |
| 2020 Hawkeye Newcomer Bios _____             | 89-91   | Consensus All-Americans _____                 | 172-176 | Team Records _____                  | 232-233 |
| 2019 Statistics & Review _____               | 92-108  | Hall of Fame _____                            | 177-179 | Individual Bests _____              | 234-241 |
| 2019 Final Notes _____                       | 109-112 | All-Americans _____                           | 180-181 | Team Bests _____                    | 242-243 |
| 2019 Honors and Awards _____                 | 113-115 | Iowa's All-Time Team _____                    | 182     | Year-By-Year Leaders _____          | 244-247 |
| 2019 Game Summaries _____                    | 116-121 | Academic Honors _____                         | 183-185 | Longest Plays/TD Returns _____      | 248-250 |
| 2020 Composite Big Ten Schedule _____        | 122     | All-Big Ten/Big Ten Honors _____              | 186-187 | Media Outlets _____                 | 251     |
| SID Directory _____                          | 123     | Iowa Captains/MVPs _____                      | 188-190 | Media Information _____             | 252-253 |
| Iowa Football History _____                  | 124-129 | NFL Draft _____                               | 191-193 | Iowa City Directory _____           | 254     |
| Overtime Results/Night Games/vs. No. 1 _____ | 129     | Active Pro Players _____                      | 194     | Hawkeye Visions _____               | 255     |
| Day-by-Day Results _____                     | 130     | All-Time Players in the NFL _____             | 195-197 | Iowa Athletic Communications _____  | 256     |
| Annual Team Statistics _____                 | 131-133 | Hawkeyes in the Super Bowl _____              | 197     |                                     |         |

## Credits

**Publisher**

The University of Iowa Athletic Department

**Editors**

Steve Roe, Traci Wagner, Matt Weitzel

**Design**

Matt Ellison, Art Director

Traci Wagner, Athletic Communications

**Contributors**

James Allan, Chris Brewer and Darren Miller

**Photographers**

Brian Ray, UI Athletics Director of Photography; Stephen Mally, UI assistant director of photography; Darren Miller, UI Director of Athletic Content; Jeff Becker; Bill Adams, Valica Boudry, Tom Jorgensen, Tim Schoon, Rachel Zucker, University Communications and Marketing

**Intercollegiate Athletics Mission Statement**

The mission of the Department of Athletics is to provide the administrative and coaching support, facilities, resources, and equipment necessary for student athletes to graduate from The University of Iowa while participating in broad-based championship-caliber athletic competition. The overall well-being of the participant and the integrity of the program will be paramount in all that we do.

**UI Nondiscrimination Statement**

The University of Iowa prohibits discrimination in employment, educational programs, and activities on the basis of race, creed, color, religion, national origin, age, sex, pregnancy, disability, genetic information, status as a U.S. veteran, service in the U.S. military, sexual orientation, gender identity, associational preferences, or any other classification that deprives the person of consideration as an individual. The university also affirms its commitment to providing equal opportunities and equal access to university facilities. For additional information on nondiscrimination policies, contact the Director, Office of Equal Opportunity and Diversity, the University of Iowa, 202 Jessup Hall, Iowa City, IA, 52242-1316, 319-335-0705 (voice), 319-335-0697 (TDD), diversity@uiowa.edu.

**UI Accessibility Statement**

Individuals with disabilities are encouraged to attend all University of Iowa-sponsored events. If you are a person with a disability who requires a reasonable accommodation in order to participate in this program, please contact the UI Athletics Ticket office (319-335-9309) or UI Athletics Event Management (319-335-9247).

**On The Covers**

Iowa football concluded the 2019 season with a win over Southern California in the Holiday Bowl, ending the season on a four-game win streak. Over the course of the season the Hawkeyes earned their third straight bowl win (front cover) and won trophy games over Minnesota (outside back cover), Nebraska (inside front cover) and Iowa State (inside back cover).

**2020 Schedule**

| Date    | Opponent           | Location             | Time, TV       |
|---------|--------------------|----------------------|----------------|
| Oct. 24 | at Purdue          | West Lafayette, Ind. | 2:30 p.m., BTN |
| Oct. 31 | Northwestern       | Iowa City            | TBA            |
| Nov. 7  | Michigan State     | Iowa City            | TBA            |
| Nov. 13 | at Minnesota       | Minneapolis, Minn.   | 6 p.m., FS1    |
| Nov. 21 | at Penn State      | State College, Pa.   | TBA            |
| Nov. 27 | Nebraska           | Iowa City            | TBA            |
| Dec. 5  | at Illinois        | Champaign, Ill.      | TBA            |
| Dec. 12 | Wisconsin          | Iowa City            | TBA            |
| Dec. 19 | B1G Champions Week | TBA                  | TBA            |

**NOTE:** Times listed are central time and subject to change

**2019 Results (10-3 overall, 6-3 Big Ten)**

| Date       | Opponent             | Result | Score |
|------------|----------------------|--------|-------|
| Aug. 31    | Miami, Ohio          | W      | 38-14 |
| Sept. 7    | Rutgers              | W      | 30-0  |
| + Sept. 14 | at Iowa State        | W      | 18-17 |
| * Sept. 28 | Middle Tennessee     | W      | 48-3  |
| * Oct. 5   | at #18 Michigan      | L      | 3-10  |
| * Oct. 12  | #10 Penn State       | L      | 12-17 |
| * Oct. 19  | Purdue               | W      | 26-20 |
| * Oct. 26  | at Northwestern      | W      | 20-0  |
| * Nov. 9   | at #16 Wisconsin     | L      | 22-24 |
| * Nov. 16  | #7 Minnesota         | W      | 23-19 |
| * Nov. 23  | Illinois             | W      | 19-10 |
| * Nov. 29  | at Nebraska          | W      | 27-24 |
| # Dec. 27  | #22 Southern Cal (n) | W      | 49-24 |

+ -- Iowa Corn Cy-Hawk Series

\* -- Big Ten Conference Game

# -- 2019 Holiday Bowl, San Diego, Calif.

**Iowa Quick Facts**

|                          |   |
|--------------------------|---|
| Location:                | Iowa City, Iowa 52242   |
| Enrollment:              | 30,448  |
| Founded:                 | 1847  |
| President:               | Bruce Harreld   |
| Athletic Director:       | Gary Barta  |
| Nickname:                | Hawkeyes  |
| Colors:                  | Gold and Black  |
| Conference:              | Big Ten (West Division)   |
| School song/Mascot:      | On Iowa/Herky the Hawk  |
| Stadium:                 | Kinnick Stadium (1929)  |
| Capacity/Surface:        | 69,250/Fieldturf  |
| National Champions:      | 1921, 1922, 1956, 1958, 1960  |
| Big Ten Champions:       | 1900c, 1921, 1922c, 1956, 1958, 1960c, 1981c, 1985, 1990c, 2002c, 2004c |
| West Division Champions: | 2015  |
| Head Coach:              | Kirk Ferentz  |
| Career Record:           | 174-125 (24 years)  |
| Record at Iowa:          | 162-104 (21 years)  |
| Big Ten Record:          | 97-75   |
| Offense:                 | Multiple  |
| Defense:                 | 4-3   |

**Lettermen Returning/Lost: 41/26**

|              |       |
|--------------|-------|
| Offense:     | 18/10 |
| Defense:     | 21/12 |
| Specialists: | 2/4   |

**Starters Returning/Lost: 13/14**

|              |     |
|--------------|-----|
| Offense:     | 6/5 |
| Defense:     | 5/6 |
| Specialists: | 2/3 |

**Lettermen Breakdown: 41**

|             |    |
|-------------|----|
| Three-year: | 7  |
| Two-year:   | 12 |
| One-year:   | 22 |

**Squad Breakdown by class: 126**

|                    |    |
|--------------------|----|
| Seniors:           | 22 |
| Juniors:           | 13 |
| Sophomores:        | 27 |
| Redshirt Freshmen: | 32 |
| Freshmen:          | 32 |

**Iowa Athletic Communications**

Office -- (319) 335-9411  
 Press Box -- (319) 335-9466/9467  
 Director/FB Contact: Steve Roe 319-339-0980 (H); 319-430-6346 (C)  
 Secondary Football: Matt Weitzel 319-430-8176 (C);  
 Chris Brewer 319-325-3483 (C)  
 Staff: James Allan, Hannah Ossman, Jack Rossi, Traci Wagner

Credential Application: [traci-wagner@hawkeyesports.com](mailto:traci-wagner@hawkeyesports.com)

**Overnight Mailing Address:** Athletic Communications  
 Suite 300, Carver-Hawkeye Arena  
 One Elliott Dr.  
 Iowa City, IA 52242

**IOWA VIDEO HIGHLIGHTS** - : Zoom video recordings of Coach Ferentz and player weekly interviews will be provided each Tuesday. To be placed on the email list to receive these highlights, please contact Matt Nelson ([matt-nelson@hawkeyesports.com](mailto:matt-nelson@hawkeyesports.com)). The video will normally be emailed by 3 p.m. CT.

**IOWA ON THE INTERNET** - Updated information on the University of Iowa football team and all athletic programs is also available on the University of Iowa's athletic department home page on the Internet, [hawkeyesports.com](http://hawkeyesports.com). During the season, live game stats are available on the Internet through the Iowa home page. Fans can also access information via twitter: [@HawkeyeFootball](https://twitter.com/HawkeyeFootball) and [@thelowaHawkeyes](https://twitter.com/thelowaHawkeyes).

**E-MAIL SERVICE AVAILABLE** - If you wish to receive game notes, game statistics and season statistics via e-mail, contact the Big Ten Conference (<http://office.bigten.org/media>), prior to the start of the season to sign up to receive information. Releases are e-mailed each Monday and all game stats, coaches' quotes and season stats are available each Saturday following the game.

**MEDIA INFORMATION** - Additional information concerning game day operations at Kinnick Stadium and information for obtaining media credentials for Iowa home games can be found on pages 252-253 of this guide. The 2020 Iowa football media guide is also available through the UI Athletic Communications office and on the UI's official website, [hawkeyesports.com](http://hawkeyesports.com).

***ALL INTERVIEWS SHOULD BE ARRANGED THROUGH THE IOWA ATHLETIC COMMUNICATIONS OFFICE.***





**Bruce Harreld**  
President, The University of Iowa

Bruce Harreld became the 21st president of the University of Iowa on Nov. 2, 2015. He received a bachelor's degree in engineering from Purdue University and an MBA from Harvard University.

President Harreld served on the faculty of Harvard Business School from 2008 to 2014, with dual appointments to the entrepreneurial and strategy units. He was faculty chair of the Building New Businesses in Established Organizations program. As a faculty member, he taught in numerous executive programs in Cambridge, Qatar, Mumbai, and Shanghai. He also has been an adjunct professor at Northwestern University in the Kellogg School of Management, developing the first-ever MBA course on strategic use of information technology.

President Harreld has served in several corporate leadership positions. As senior vice president and division president of Kraft General Foods, he led the strategic unit that formulated strategy and executed acquisitions for this multibillion-dollar company. As president and board member of Boston Market Company, he, along with five other partners, led the organization that began with 20 stores in the Boston area and grew to more 1,100 stores across the nation.

As senior vice president of IBM, President Harreld worked with the CEO and senior management team to chart the organization's transformation from near bankruptcy, led the business transformation team that streamlined operations and reintegrated the global organization, and led the strategy unit that was responsible for the formulation and execution of the company's overall strategy.

President Harreld has also served as a consultant, advising public, private, and military organizations on leadership, organic growth, and strategic renewal, including serving as manager, vice president, and member of the board of the Boston Consulting Group.


President Harreld is the author or coauthor of numerous articles and book chapters in such journals and magazines as the Harvard Business Review, California Management Review, and Financial Executive, and books and monographs such as Leading Sustainable Change: An Organizational Perspective (Oxford University Press, 2015) and Core Curriculum Strategy Reading: Executive Strategy (Harvard Business Publishing, 2014). He has also authored or coauthored several case studies for Harvard Business Publishing.

President Harreld has received several awards, including the Accenture Award for best business article of the year and the Distinguished Industrial Engineer and Distinguished Engineering Awards from Purdue University.

President Harreld is married to Mary Gillilan Harreld, an attorney. They have four children and six grandchildren.







**Gary A. Barta**  
**Henry B. and Patricia B. Tippie**  
**Director of Athletics Chair**

Gary Barta is in his 15th year as the director of athletics at the University of Iowa, where he occupies the Henry B. and Patricia B. Tippie Director of Athletics Chair. The position was endowed in 2017 by the Tippiess, longtime supporters of the University of Iowa and Hawkeye Athletics. Henry B. Tippie earned his UI degree in 1949 and was presented with an honorary degree in 2009.

Barta is in his second year as a member of the College Football Playoff (CFP) Selection Committee, serving as committee chairman in 2020. He was appointed to the selection committee by the CFP Management Committee in February, 2019 and is serving a three-year term.

After claiming four Big Ten championships in 2018-19, Iowa Athletics had a strong start to 2020 with the field hockey team winning both the regular season and tournament championships while advancing to the NCAA Elite Eight. Iowa's soccer team advanced to the NCAA Tournament for the second time in school history and Hawkeye football completed a 10-win season with a resounding Holiday Bowl win over Southern California.

Prior to the winter seasons being canceled due to COVID-19 in March, the Hawkeye wrestling team captured the Big Ten regular season and postseason championships, while men's and women's basketball were on pace to participate in the 2020 NCAA tournaments.

## 2019-20 Hawkeye Athletics Highlights

### • Win •

**Football:** Iowa football closed the season with a win over No. 22 Southern California in the 2019 Holiday Bowl, posting its 10th win of the season. Iowa football has earned eight or more wins in each of the last five seasons. The Hawkeyes have won 47 games over the past five seasons, the best five-year win total in school history. Head coach Kirk Ferentz has earned 162 career victories at Iowa, becoming the winningest football coach in school history. Along with the Holiday Bowl victory, Iowa also won three of four rivalry trophy games. Two Hawkeye players were named Player of the Year at their position in the Big Ten Conference, and five were selected in the first round of the 2020 NFL Draft.

**Wrestling:** Iowa claimed the Big Ten regular season and postseason championships, with three Hawkeyes winning individual Big Ten titles. Iowa would have been represented by its entire 10-man line-up at the NCAA Championships. Spencer Lee shared the Sullivan Award, presented to the top amateur athlete in the United States. He was also the Big Ten Wrestler of the Year and winner of the Dan Hodge Trophy. Coach Tom Brands was named Big Ten, National Wrestling Coaches Association (NWCA), and InterMat Coach of the Year following Iowa's undefeated season. Iowa wrestling led the nation in home attendance for the 14th straight year, setting a new national record (12,568).

**Men's Basketball:** Iowa was nationally ranked the final 10 weeks of the season, including a final ranking of No. 25, prior to the season being canceled before the Big Ten Tournament. Junior center Luka Garza was named Big Ten Player of the Year and was a unanimous first-team All-Big Ten selection. Garza was named National Player of the Year by six outlets, was a consensus first-team All-America honoree, and was the recipient of the Pete Newell Big Man of the Year and Kareem Abdul-Jabbar Center of the Year awards. Head coach Fran McCaffery has led Iowa to postseason tournaments seven of the last eight seasons (4 NCAA, 3 NIT), and 2020 would have included another NCAA bid. McCaffery has guided Iowa to 20 wins or more in six of the past eight seasons and upper-division Big Ten finishes seven of the past eight years.

**Women's Basketball:** Head coach Lisa Bluder's team posted a 24-7 overall record in 2019-20, finishing third in the Big Ten (14-4). Iowa was nationally ranked the final eight weeks of the season, ending the season ranked 21st and virtually locked in to receive another NCAA postseason invitation. Senior Kathleen Doyle was named the Big Ten Player of the Year and was a third-team All-America selection. Bluder and her staff led Iowa to its 11th 20-win season over the last 13 seasons and 13th in Bluder's tenure. The Hawkeye women carry a 36-game home winning streak into the 2020-21 season.

**Field Hockey:** Iowa claimed the Big Ten Conference regular season title and the postseason tournament championships. The Hawkeyes advanced to the NCAA Elite Eight. Sixth-year head coach Lisa Cellucci and her staff were named National Field Hockey Coaches Association (NFHCA) West Region Coaching Staff of the Year for the second straight season, and Katie Birch was named NFHCA West Region Player of the Year. Maddy Murphy and Birch earned All-America honors, and 11 Hawkeyes were named to the Division I National Academic Squad.

**Soccer:** The women's soccer team tied Iowa's school record with 15 wins, including seven victories in Big Ten play. Iowa earned its second-ever NCAA Tournament berth after being ranked as high as 19th during the regular season. Three Hawkeyes earned All-Big Ten honors and two players -- Kaleigh Haus and Hannah Drkulec -- earned first-team Academic All-America honors. The team also had a school-record 19 Academic All-Big Ten selections.

**Track & Field:** The Iowa men's track and field team was not able to defend its Big Ten Conference Championship due to the mid-March cancellation of the spring season. Wayne Lawrence was named Big Ten Athlete of the Year, leading the Hawkeye men to a second-place finish at the Big Ten Indoor Championships, the highest for Iowa since 1963. Lawrence earned three gold medals at the championships.

Laulauga Tausaga led the Iowa women at the Big Ten Indoor Championships, capturing a conference title in the weight throw. She was named Midwest Regional Athlete of the Year for the second straight indoor season.

**Rowing:** Sixth-year head coach Andrew Carter led Iowa to its third consecutive NCAA Championships appearance in 2019, placing 13th overall with 63 points. The Hawkeyes have been nationally ranked for a program-best 31 straight weeks, peaking at No. 8 in 2019. The 2020 season was canceled prior to any official competition.

**Men's Tennis:** The Hawkeyes were ranked as high as No. 20 in the nation while posting a 12-2 record prior to the cancellation of the season. The ranking is the highest in program history. Will Davies and Oliver Okonkwo were ranked No. 10 nationally, the highest ranking by a doubles team in school history.

**Women's Tennis:** Elise van Heuvelen Treadwell was named first-team All-Big Ten, and the Hawkeyes were 1-0 in league play prior to the season's cancellation.

**Baseball:** Baseball posted a 10-5 record prior to the season being canceled, posting three wins over nationally ranked opponents in the early portion of the season. After 15 games, the Hawkeyes led the Big Ten in both hitting and fielding. Coach Rick Heller earned career win No. 900, and first baseman Peyton Williams was named a Collegiate Baseball Freshman All-American. The Hawkeyes also tied a school record with 12 Academic All-Big Ten selections.

**Swimming & Diving:** Iowa swimming and diving posted 12 school records during the 2019-20 season, and the Hawkeyes had six athletes named College Swimming Coaches Association of America





(CSCAA) All-Americans. The men's team was ranked 20th in the final CSCAA Dual Meet rankings, and the team placed sixth at the Big Ten Championships – its highest finish since 2012. The women placed 10th at the Big Ten Championships with 430 points, the most points for the program since 2014.

### • Graduate •

- Hawkeye student-athletes set all-time highs with a 90 percent Graduation Success Rate (GSR) and 76 percent Federal Graduation Rate (FGR) for a four-class average. UI student-athletes rank higher than the national average in GSR and FGR.
- Eight UI programs posted a perfect GSR score: soccer, women's swimming, field hockey, men's golf, volleyball, women's golf, women's gymnastics, and men's gymnastics.
- Hawkeye student-athletes had an average GPA of 3.27 during the 2019-20 academic year and have had an average GPA of over 3.0 the last six years.
- Over 250 Iowa student-athletes earned Academic All-Big Ten recognition for the 2019-20 school year.
- Ninety Big Ten Conference Distinguished Scholars.
- Over 470 student-athletes earned Dean's List and President's List honors.
- Soccer: Kaleigh Haus and Hannah Drkulec named first-team Academic All-America.

- Field Hockey: Earned the Zag Field Hockey/NFHCA Division I National Academic Team Award for the third consecutive year. A program-record 11 Hawkeyes were named to the 2019 Zag Field Hockey/NFHCA Division I National Academic Squad.
- Men's & Women's Cross Country: Teams were named 2019 United States Track & Field and Cross Country Coaches Association (USTF-CCCA) All-Academic Team.
- Rowing: Amassed 20 fall 2019 Dean's List honorees and 25 spring 2020 Dean's List honorees.
- Soccer: Earned the National Soccer Coaches Association of America (NSCAA) Team Academic Award. Two student-athletes -- Kaleigh Haus and Hannah Drkulec -- were College Sports Information Directors of America (CoSIDA) First-Team Academic All-Americans. It was the second straight year both players earned All-America distinction.
- Swimming & Diving: Both men's and women's teams earned the CSCAA Scholar All-America team honor for both the fall and spring semesters. Thirteen Hawkeyes earned individual Scholar All-America distinction.
- Wrestling: Led the country with a school-record eight NWCA Scholar-Athletes and set a program-best with 17 Academic All-Big Ten honorees.
- Softball: Sixteen student-athletes earned Dean's List honors for 2019-20.
- Volleyball: Three student-athletes earned Academic All-Big Ten honors, while the program tallied nine Dean's List honors for 2019-20.
- Women's Golf: Stephanie Herzog, Dana Lerner, and Jacque Gallo-way were named Women's Golf Coaches Association (WGCA) All-American Scholars.
- Track and Field: Eleven athletes, eight men and three women, named to the USTFCCCA All-Academic teams.
- Men's Tennis: Six Hawkeyes named Intercollegiate Tennis Association (ITA) Scholar-Athletes, which requires a grade point average of 3.5 for the academic year.
- Women's Tennis: Five Hawkeyes named ITA Scholar-Athletes, which requires a grade point average of 3.5 for the academic year.

### • Do It Right •


- The University of Iowa Athletics Department and the UI Stead Family Children's Hospital facilitated the "Kinnick Wave" during home football games in 2017, creating national recognition. The "Kinnick Wave" was presented the Disney Spirit Award in 2017.
- Twelfth anniversary: Iowa Football/University of Iowa Children's Hospital "Kid Captain" program.
- Student-Athlete Academic Services has sponsored the annual Iowa Student-Athlete Advisory Committee (ISAAC) Day of Caring for 22 years, with over 250 student-athletes assisting area agencies with spring clean-up, landscaping, sustainability projects, etc. This service opportunity is in collaboration with United Way of Johnson and Washington Counties.



- Student-athletes annually participate in over 4,000 appearances resulting in the accumulation of more than 10,000 hours of community service and programming. Student-athletes also participate in educational programming opportunities throughout the year.
- Within the Hawkeye Life Program, student-athletes gain experience in six areas which include Leadership, Community Engagement, Academic Success, Career Development, Health & Well-Being, and Diversity & Inclusion. 2019-20 highlights:
  - o Diversity & Inclusion - - Student-Athletes from the Multicultural Focus Group created the Hawkeye Pledge this past spring, which emphasizes the values we intend to uphold in the Athletics Department to promote diversity, equity, and inclusion.
  - o Leadership - - Continued collaboration with UI Student Government (UISG). Two student-athletes served on UISG board in 2019-20.
  - o Community Engagement - - During the spring semester, during COVID-19, Academic Services spearheaded a robot tour of Kinnick Stadium to children from the UI Stead Family Children's Hospital.
  - o Career Development - - This past summer Academic Services provided a virtual online career development experience through the Hawks to Professionals Program (H2P) via Iowa Courses Online (ICON). Student-athletes can complete career modules, receive resume assistance, and connect with professionals within their field of study.
  - o Health & Well-Being - - The Health & Well-Being Outreach Committee oversaw the implementation of the NCAA MyPlaybook module to all freshmen as part of their summer bridge program. Student-athletes received education about making smart choices pertaining to their mental and physical health.
  - o Dance Marathon - - Student-athletes raised over \$2,000 for this initiative and provided an autograph event to help raise money for the UI Stead Family Children's Hospital.

### • Fan Support •

- In 2019-20, Iowa ranked in the top 25 in home attendance for football and men's and women's basketball. Iowa has led the nation in wrestling home attendance for 14 straight seasons.
- Iowa led the nation in wrestling home attendance in 2019-20, setting an all-time record (12,568).
- Iowa ranked 10th in the nation in women's basketball home attendance in 2019-20 (7,102).
- Iowa ranked 20th in the nation in football home attendance in 2019 (65,557).
- Iowa ranked 27th in the nation in men's basketball home attendance in 2019-20 (12,357).



### • Personal •

Barta's involvement in the UI campus and the greater Iowa City community extends beyond his position as director of the UI's Intercollegiate Athletics programs. He is a member of the President's Cabinet, comprised of vice presidents and other campus leaders who provide counsel to the UI's president.

Barta remains active at the conference and national levels. He serves on the NCAA DI Council and the CFP Selection Committee. He is serving as chairman of the CFP selection committee in 2020. Barta is also regularly involved in National Association of Collegiate Directors of Athletics (NACDA) and LEAD1 (formerly known as the Division 1A Athletic Directors Association).

From a community standpoint, Barta recently served on the United Way of Johnson & Washington Counties Board of Directors. He is a long-standing member of the UI Partnership for Alcohol Safety Committee and has been a regular participant in numerous Chamber and Convention & Visitors Bureau initiatives during his tenure.

Barta earned a bachelor of science degree in mass communication and broadcast journalism from North Dakota State in 1987. He was an option quarterback for Bison football squads that won the Division II NCAA National Championship in 1983, 1985, and 1986.

Barta, and his wife, Connie, have a son, Luke (22), and a daughter, Madison (20). He was born September 4, 1963, in Minneapolis.

### Barta's Administrative Career

| Position  | Years                |
|---|----------------------|
| Henry B. and Patricia B. Tippie Director of Athletics Chair, Iowa   | Aug. 1, 2006-Present |
| Athletic Director, Wyoming  | 2003-2006            |
| Senior Associate A.D., Washington                                   | 1996-2003            |
| Director of Athletics Development/External Relations, Northern Iowa | 1990-1996            |
| Associate Director of Development, North Dakota State               | 1988-1990            |





**Kirk Ferentz**  
Head Football Coach  
22nd Year at Iowa

Kirk Ferentz is in his 22nd year as head football coach at the University of Iowa, and 31st season overall at the University. With Iowa's 33-7 win over Northern Illinois in the opening game of the 2018 season, Ferentz recorded win No. 144 as Iowa's head coach, surpassing the late Hayden Fry as the winningest football coach in program history. Fry was Iowa's head coach for 20 seasons (1979-98).

Ferentz is the longest tenured head football coach in the nation. Ferentz and Fry are the only head coaches to lead a Division I football program for 20 years, consecutively. With a 63-0 win at Illinois in 2018, Ferentz became just the fifth coach in Big Ten Conference history to win 150 games as a Big Ten head coach. Ferentz earned his 97th career Big Ten win at Nebraska last November, moving into fourth place in career wins within league play.

Ferentz holds a 162-104 record at Iowa, including 97-75 in conference games. The 162 wins in all games coached as a member of the Big Ten tie for fifth all-time in league history. His 23-year record as a college head coach is 174-125.

Under Ferentz' leadership the Iowa football program has made 17 bowl game appearances since 2001. That success has been achieved with strong commitments to the program, the University of Iowa, and the ideals that represent Hawkeye football – hard work, determination, player development and character, on and off the field.

The Hawkeyes have won 47 games over the past five seasons, the best five-year win total in school history. Just eight programs in the nation have won more games since 2015. Iowa has won 10 games in a season on nine occasions, six times under Ferentz and three under Fry.

Ferentz has guided the Hawkeyes to eight wins or more each of the past five seasons and 12 seasons overall since 2003. Iowa has appeared in 11 January bowl games under Ferentz. The Hawkeyes have won three straight bowl games for the second time under Ferentz (2008-10 and 2017-19).

On the field, Ferentz's approach can be described as smart, tough, and physical. Off the field, academics and character development are a focus. In 2019, the University of Iowa outperformed its peers nationally in the classroom for the ninth consecutive year, according to data released by the NCAA.

Iowa concluded the 2019 season with three straight wins over border rivals Minnesota, Illinois and Nebraska, followed by the 49-24 Holiday Bowl win over No. 22 Southern California. Following a 24-22 loss at Wisconsin to open November, the Hawkeyes handed seventh-ranked Minnesota its first loss of the season to maintain possession of Floyd of Rosedale. A 27-24 win over the Cornhuskers in the final game of the season kept the Heroes Trophy in Iowa City. Iowa's three losses came by a combined 14 points to three teams who were ranked in the top 20 at the time. Iowa also maintained possession of the Iowa Corn Cy-Hawk Trophy with a non-conference win at Iowa State in September.

Iowa won six of its first seven games in 2018 and closed the season with wins in the final three games, including the 27-22 Outback Bowl win over No. 18 Mississippi State. The four losses came by a total of 23 points and all were decided in the final minutes of play. Iowa's defense

ranked second nationally in interceptions after leading the nation in 2017. Iowa's 53 interceptions over the past three seasons ranks first nationally.

Iowa's 8-5 record in 2017 included wins in three of four trophy games, with victories over Iowa State, Minnesota and Nebraska, plus the Pin-stripe Bowl win to conclude the season. Iowa also began November with a 55-24 win over third-ranked Ohio State. Nine of Iowa's 12 regular season opponents were bowl eligible (posting an 8-1 record) as the Hawkeyes faced one of the strongest schedules in the nation.

Iowa closed the 2016 regular season with three straight wins, including two over ranked opponents. Iowa posted a 6-3 record in Big Ten play to tie for second place in the West Division and finished the season at 8-5 overall.

Highlights of the year included Iowa defeating second-ranked Michigan and 15th-ranked Nebraska in the final month of the season, as well as earning a January bowl invitation for the 10th time during the Ferentz era.

The Iowa football program enjoyed a historic season in 2015, posting a final 12-2 record. Ferentz led the 2015 Hawkeyes to a perfect regular season, setting a school record with 12 wins. The Hawkeyes won the Big Ten Conference West Division (8-0) before falling to Michigan State, 16-13, in a close championship game that was decided in the final minute of play. The Hawkeyes earned their sixth invitation to the Rose Bowl, which was Iowa's first appearance in Pasadena in 25 years.

Ferentz was recognized with both the Hayes-Schembechler and Dave McClain Big Ten Conference Coach of the Year awards in 2015. He was named Eddie Robinson (FWAA) and Woody Hayes national Coach of the Year (Columbus Touchdown Club), and received the Dodd Trophy, presented by the Bobby Dodd Coach of the Year Foundation. He was also named the American Football Coaches Association (AFCA) Region 3 Coach of the Year.

## Coaching History

Ferentz' coaching career began as a student assistant (1977) at his alma mater, the University of Connecticut. The next two years (1978-79) were spent at Worcester Academy, where he also taught English literature. He then served as a graduate assistant offensive line coach at the University of Pittsburgh during the 1980 season. That Pittsburgh team (coached by Jackie Sherrill) finished with an 11-1 record and a number two national ranking.

Ferentz joined Hayden Fry's Iowa staff as the offensive line coach in 1981, which became Iowa's first winning seasons in 19 years. The season was highlighted by the Hawkeyes winning a conference title and earning a Rose Bowl berth – both of which had not occurred in 20 years.

He continued as Iowa's offensive line coach through the 1989 season and had great success coaching offensive lines that, to date, have anchored four of Iowa's highest scoring offenses. In addition, eight of Iowa's top 10 offensive teams, in terms of yards gained per game, have operated with Ferentz as the head coach or offensive line coach. And Iowa's top nine passing teams of all time have occurred with Ferentz as the head coach, or offensive line coach.

Ferentz was named head coach of the University of Maine Black Bears in 1990 and held that position for three years before being hired by Bill Belichick and the Cleveland Browns to coach the offensive line. He remained with the organization after it moved to Baltimore and became the Baltimore Ravens, serving as assistant head coach and



offensive line coach. In all, he worked six years with the Cleveland Browns/Baltimore Ravens of the National Football League.

He rejoined the Hawkeyes as head coach in 1999 and is Iowa's longest tenured head football coach.

### Personal History

Off the field, family is the top priority for Ferentz. Ferentz and his wife, Mary, have been married for 41 years. They have five children: Brian, Kelly, Joanne, James, and Steven. They also have four granddaughters (Presley, Blakely, Connolly and Jolie), and five grandsons (John, Forest, Nixon, Lincoln and Beckett). All five of their children graduated from City High School in Iowa City and earned degrees from the University of Iowa; and each of the boys had the incredible experience of playing football at the University of Iowa with their father as head coach.

Kirk and Mary are very enthusiastic supporters of the University of Iowa Stead Family Children's Hospital. They serve as advocates for the Children's Hospital, hosting and speaking at events across the state to raise awareness and support for the hospital. Kirk and Mary established the "Ferentz Family Pediatric Research and Education Endowment Fund" in 2007. In honor of their granddaughter, Mary and Kirk donated more than \$1 million in 2017 to establish the Savvy Elizabeth Ferentz Neonatology Research Fund. In addition, the Iowa Ladies' Football Academy has donated more than \$3 million to the UI Stead Family Children's Hospital, which opened across the street from Kin-nick Stadium in December, 2016.

Ferentz has also been involved in supporting a number of community and university-related initiatives, including serving as the honorary chair of the University of Iowa's United Way campaign. Kirk and Mary have also contributed generously to the University of Iowa, including donations to the University's College of Liberal Arts. Another significant gift was a \$500,000 commitment to support the Iowa Football Legacy Campaign, which included two key projects benefitting the Hawkeye football program; the indoor practice facility; and the Stew and LeNore Hansen Football Performance Center.

Ferentz was born August 1, 1955, in Royal Oak, Michigan. He attended Upper St. Clair High School in Pittsburgh, Pennsylvania, and graduated from the University of Connecticut in 1978 with a bachelor's degree in English Education. He was a football captain and an academic all-Yankee Conference linebacker at Connecticut.

Ferentz received the Distinguished Alumnus Award from the Neag School of Education at the University of Connecticut in May, 2009. He was inducted into the Upper St. Clair High School Hall of Fame in September, 2002, and the Western Chapter of the Pennsylvania Sports Hall of Fame in May, 2003.

### Coaching Career

| Team                | Position, Years  |
|---------------------|------------------|
| Iowa                | HC, 1999-present |
| Baltimore/Cleveland | OL, 1993-98      |
| Maine               | HC, 1990-92      |
| Iowa                | OL, 1981-89      |
| Pittsburgh          | GA, 1980         |
| Worcester Academy   | OL, DC, 1978-79  |
| Connecticut         | SA, 1977         |

### Career Record

**Overall:** 174-125 (24 years)

**At Iowa:** 162-104 (21 years)

**Big Ten:** 97-75

- Ranks fourth all-time in Big Ten conference game wins (97), and fifth all-time in overall wins (162)
- Ranks first all-time at Iowa in coaching victories with 162
- One of just seven Big Ten coaches ever to guide a team to 10 wins or more in three straight seasons

### Year-By-Year Record at Iowa

| Year           | Overall        | (Pct.)      | Big Ten      | (Pct.)      | Bowl                 |
|----------------|----------------|-------------|--------------|-------------|----------------------|
| 2019           | 10-3           | .769        | 6-3          | .667        | Holiday              |
| 2018           | 9-4            | .692        | 5-4          | .556        | Outback              |
| 2017           | 8-5            | .615        | 4-5          | .444        | Pinstripe            |
| 2016           | 8-5            | .615        | 6-3          | .667        | Outback              |
| 2015           | 12-2           | .857        | 8-0          | 1.000       | Rose                 |
| 2014           | 7-6            | .538        | 4-4          | .500        | TaxSlayer            |
| 2013           | 8-5            | .615        | 5-3          | .625        | Outback              |
| 2012           | 4-8            | .333        | 2-6          | .250        | ---                  |
| 2011           | 7-6            | .538        | 4-4          | .500        | Insight              |
| 2010           | 8-5            | .615        | 4-4          | .500        | Insight              |
| 2009           | 11-2           | .846        | 6-2          | .750        | Orange               |
| 2008           | 9-4            | .692        | 5-3          | .625        | Outback              |
| 2007           | 6-6            | .500        | 4-4          | .500        | ---                  |
| 2006           | 6-7            | .462        | 2-6          | .250        | Alamo                |
| 2005           | 7-5            | .583        | 5-3          | .625        | Outback              |
| 2004           | 10-2           | .833        | 7-1          | .875        | Capital One          |
| 2003           | 10-3           | .769        | 5-3          | .625        | Outback              |
| 2002           | 11-2           | .846        | 8-0          | 1.000       | Orange               |
| 2001           | 7-5            | .583        | 4-4          | .500        | Alamo                |
| 2000           | 3-9            | .250        | 3-5          | .375        | ---                  |
| 1999           | 1-10           | .091        | 0-8          | .000        | ---                  |
| <b>Overall</b> | <b>162-104</b> | <b>.609</b> | <b>97-75</b> | <b>.564</b> | <b>17 bowl games</b> |

### Coaching Honors

- 2015 Eddie Robinson FWAA Coach of the Year
- 2015 Dodd Trophy Coach of the Year
- 2015 Woody Hayes Coach of the Year (Columbus Touchdown Club)
- 2015 AFCA Region 3 Coach of the Year
- 2015 Dave McClain Big Ten Coach of the Year
- 2015 Hayes-Schembechler Big Ten Coach of the Year
- 2015 Paul "Bear" Bryant Coach of the Year Finalist
- 2015 Maxwell Club George Munger Coach of the Year Finalist
- 2015 Associated Press Big Ten Coach of the Year
- 2009 AFCA Regional Coach of the Year
- 2009 Dave McClain Big Ten Coach of the Year
- 2004 Big Ten Conference Coach of the Year
- 2002 Associated Press national Coach of the Year
- 2002 Walter Camp national Coach of the Year
- 2002 Big Ten Conference Coach of the Year
- Joins Bo Schembechler (Michigan) in being named Big Ten Coach of the Year more than three times



## Post-Season Success

- Has guided Iowa to 17 bowl appearances in 21 seasons
  - 2019 Holiday Bowl
  - 2019 Outback Bowl
  - 2017 Pinstripe Bowl
  - 2017 Outback Bowl
  - 2016 Rose Bowl
  - 2015 TaxSlayer Bowl
  - 2014 Outback Bowl
  - 2011 Insight Bowl
  - 2010 Insight Bowl
  - 2010 Orange Bowl
  - 2009 Outback Bowl
  - 2006 Alamo Bowl
  - 2006 Outback Bowl
  - 2005 Capital One Bowl
  - 2004 Outback Bowl
  - 2003 Orange Bowl
  - 2001 Alamo Bowl
- Nine bowl victories tied for second all-time among Big Ten coaches
- Has twice led Iowa to three straight bowl wins (2008-10 and 2017-19)
- Iowa appeared in four straight January bowls, 2002-05; four straight from 2013-16, and 11 overall under Ferentz
- Iowa was one of just eight schools in the nation to appear in six January bowl games between 2002-09
- Iowa appeared in seven straight bowl games between 2013 and 2019, the second longest bowl streak in school history (8, 1981-88)

## In The Final Rankings

|      |           |                  |                |
|------|-----------|------------------|----------------|
| 2019 | 15th (AP) | 15th (Coaches)   | 16th (CFP)     |
| 2018 | 25th (AP) |                  |                |
| 2015 | 5th (CFP) | 9th (AP)         | 10th (Coaches) |
| 2009 | 7th (AP)  | 7th (USA Today)  |                |
| 2008 | 20th (AP) | 20th (USA Today) |                |
| 2004 | 8th (AP)  | 8th (USA Today)  |                |
| 2003 | 8th (AP)  | 8th (USA Today)  |                |
| 2002 | 8th (AP)  | 8th (USA Today)  |                |

## As Iowa Offensive Line Coach

**Overall record of 73-33-4 in nine seasons**

- 1988 Peach Bowl
- 1987 Holiday Bowl
- 1986 Holiday Bowl
- 1986 Rose Bowl
- 1984 Freedom Bowl
- 1983 Gator bowl
- 1982 Peach Bowl
- 1982 Rose Bowl

## National Honors

- Nine Hawkeyes have earned national Player of the Year honors on 10 occasions
  - T.J. Hockenson, 2018 John Mackey Award
  - Josey Jewell, 2017 Lott IMPACT Trophy
  - Desmond King, 2015 Jim Thorpe Award
  - Brandon Scherff, 2014 Outland Trophy
  - Shonn Greene, 2008 Doak Walker Award
  - Robert Gallery, 2003 Outland Trophy
  - Brad Banks, 2002 Davey O'Brien Award
  - Brad Banks, 2002 Associated Press Player of the Year
  - Dallas Clark, 2002 John Mackey Award
  - Nate Kaeding, 2002 Lou Groza Award
  - Joe Moore Offensive Line Award, 2016

## First Round NFL Draft Selections

- OL Tristan Wirfs, 2020 (13th selection, Tampa Bay)
- TE T.J. Hockenson, 2019 (8th selection, Detroit)
- TE Noah Fant, 2019 (20th selection, Denver)
- OL Brandon Scherff, 2014 (5th selection, Washington)
- OL Riley Reiff, 2012 (23rd selection, Detroit)
- DL Adrian Clayborn, 2011 (20th selection, Tampa Bay)
- OL Bryan Bulaga, 2010 (23rd selection, Green Bay)
- LB Chad Greenway, 2006 (17th selection, Minnesota)
- OL Robert Gallery, 2004 (2nd selection, Oakland)
- TE Dallas Clark, 2003 (24th selection, Indianapolis)

## NFL Draft Highlights

- 10 first round selections
- 10 second round selections
- 75 NFL Draft selections overall
- 88% of Iowa's senior starters the last 19 years were selected in the NFL Draft or signed to an NFL free agent contract
- Iowa ranks third among Big Ten leaders in number of players drafted (46) over the past 12 years

## Consensus All-Americans (11)

- K Keith Duncan, 2019
- DB Josh Jackson, 2017
- LB Josey Jewell, 2017
- DB Desmond King, 2015
- OL Brandon Scherff, 2014
- DE Adrian Clayborn, 2010
- RB Shonn Greene, 2008
- OL Robert Gallery, 2003
- PK Nate Kaeding, 2003
- OL Eric Steinbach, 2002
- TE Dallas Clark, 2002

## First Team All-Americans (20)

- K Keith Duncan, 2019
- OL Tristan Wirfs, 2019
- TE T.J. Hockenson, 2018
- DB Josh Jackson, 2017 \*
- LB Josey Jewell, 2017 \*
- DB Desmond King, 2016
- DB Desmond King, 2015 \*
- OL Brandon Scherff, 2014 \*
- OL Riley Reiff, 2011
- DE Adrian Clayborn, 2010
- LB Pat Angerer, 2009
- OL Bryan Bulaga, 2009
- RB Shonn Greene, 2008
- OL Robert Gallery, 2003
- PK Nate Kaeding, 2003
- QB Brad Banks, 2002
- TE Dallas Clark, 2002
- PK Nate Kaeding, 2002
- OL Bruce Nelson, 2002
- OL Eric Steinbach, 2002

\* - unanimous, consensus



## Big Ten Honors

### Big Ten Most Valuable Player (2)

- RB Shonn Greene, 2008
- QB Brad Banks, 2002

### Big Ten Offensive Player of the Year (2)

- RB Shonn Greene, 2008
- QB Brad Banks, 2002

### Big Ten Defensive Player of the Year (1)

- LB Josey Jewell, 2017

### Big Ten Player of the Year, by Position (17)

- Keith Duncan, 2019 (kicker)
- Tristan Wirfs, 2019 (offensive line)
- T.J. Hockenson, 2018 (tight end)
- Amani Hooker, 2018 (defensive back)
- Ihmir Smith-Marsette, 2018 (return specialist)
- Josh Jackson, 2017 (defensive back)
- Josey Jewell, 2017 (linebacker)
- Desmond King, 2015 (defensive back)
- Brandon Scherff, 2014 (offensive line)
- Micah Hyde, 2012 (defensive back)
- Marvin McNutt, Jr., 2011 (wide receiver)
- Bryan Bulaga, 2009 (offensive line)
- Shonn Greene, 2008 (running back)
- Mitch King, 2008 (defensive line)
- Robert Gallery, 2003 (offensive line)
- Brad Banks, 2002 (quarterback)
- Eric Steinbach, 2002 (offensive line)

## Academic Honors

### Academic All-America Honors (16)

- Anthony Nelson, second-team Academic All-America, 2018
- Anthony Nelson, first team Academic All-America, 2017
- Parker Hesse, second team Academic All-America, 2017
- Jordan Lomax, second team Academic All-America, 2015
- Mark Weisman, second team Academic All-America, 2014
- James Morris, NFF National Scholar-Athlete Award, 2013
- James Morris, first team Academic All-America, 2013
- Mike Klinkenborg, first team Academic All-America, 2007
- Adam Shada, first team Academic All-America, 2007
- Mike Klinkenborg, first team Academic All-America, 2006
- Adam Shada, first team Academic All-America, 2006
- Mike Elgin, first team Academic All-America, 2006
- Mike Elgin, first team Academic All-America, 2005
- Nate Kaeding, second team Academic All-America, 2002
- Aaron Kampman, first team Academic All-America, 2001
- Aaron Kampman, second team Academic All-America, 2000

### 358 Academic All-Big Ten honorees

## Assistant Coach Recognition

- Jim Reid, FootballScoop Linebacker Coach of the Year, 2013
- LeVar Woods, FootballScoop Linebacker Coach of the Year, 2013
- Norm Parker, AFCA Assistant Coach of the Year, 2011
- Norm Parker, Frank Broyles Award Finalist, 2005
- Norm Parker, Frank Broyles Award Finalist, 2004
- Ron Aiken, AFCA Assistant Coach of the Year, 2002

## NFL All-Pro Honors (11)

- TE George Kittle (San Francisco)
- DB Desmond King (LA Chargers)
- DL Mike Daniels (Green Bay)
- DB Micah Hyde (Buffalo)
- OL Brandon Scherff (Washington)
- TE Dallas Clark (Indianapolis)
- LB Chad Greenway (Minnesota)
- DL Aaron Kampman (Green Bay)
- PK Nate Kaeding (San Diego)
- DB Bob Sanders (Indianapolis)
- OL Marshal Yanda (Baltimore)

## NFL Defensive Player of the Year (1)

- DB Bob Sanders, Indianapolis, 2007





**Brian Ferentz**  
Offensive Coordinator & Tight Ends Coach  
Ninth Year at Iowa

Brian Ferentz, a three-year letterman as an offensive lineman at the University of Iowa, was named offensive coordinator following the 2016 season. He coached Hawkeye running backs in 2017 and tight ends in 2018. Ferentz served as Iowa's offensive line coach for five seasons (2012-16) and served as run game coordinator in 2015 and 2016.

Brian joined the Hawkeye staff after spending the previous four years with the NFL's New England Patriots. He was recently recognized by ESPN.com as one of the top assistant coaches in the Big Ten Conference under the age of 40.

Iowa has won 47 games over the past five seasons, the highest total in school history over any five-year period, and a total that ranks ninth nationally. Iowa won its final four games of the season and ranked 15th in the nation in the final Associated Press and coaches polls.

The Hawkeyes concluded the 2019 campaign with a 10-3 record following a 49-24 win over No. 22 Southern California in the Holiday Bowl. The three losses were all to ranked opponents by a combined 14 points. The Hawkeyes were 4-1 in trophy games for the third straight season. Iowa has won three straight postseason games and 12 straight nonconference games.

Iowa completed the 2018 season with a 9-4 mark and a final ranking of 25th in the Associated Press national rankings. The Hawkeyes earned a 27-22 Outback Bowl win over No. 18 Mississippi State to close the season with three straight wins. The four losses came by a total of 23 points and all were decided in the final minutes of play. Iowa tied for second in the Big Ten West Division.

Iowa won eight games in both 2016 and 2017, including a Pinstripe Bowl victory to conclude the 2017 campaign. The Hawkeyes posted a perfect 12-0 regular season record in 2015, winning the West Division of the Big Ten Conference. Iowa participated in the 2016 Rose Bowl Game and the 2015 Big Ten Championship and ended the season in the top 10 in the final national rankings.

Along with winning its most recent three bowl games, Iowa also participated in the 2017 Outback Bowl, 2016 Rose Bowl Game, 2015 TaxSlayer Bowl and 2014 Outback Bowl. The Hawkeyes have ranked in the final top 10 of both major polls five times in the past 18 seasons.

Iowa has appeared in 11 January bowl games since 2001 and has recorded January bowl wins over Florida (2004 Outback), Louisiana State (2005 Capital One), South Carolina (2009 Outback), Georgia Tech (2010 Orange), and Mississippi State (2019 Outback).

Iowa has won 151 games over the past 18 seasons, including 90 Big Ten games. Along with the 2015 division title, the Hawkeyes earned a share of the Big Ten title in both 2002 and 2004 and tied for second in 2009. Iowa has finished in the Big Ten's first division in 17 of the past 19 years.

Iowa's efficient offense in 2019 featured senior quarterback Nate Stanley and tackle Tristan Wirfs, the Big Ten's Rimington-Pace Offensive Lineman of the Year. Wirfs earned first-team All-America honors from as many as three national outlets, while tackle Alaric Jackson earned third-team All-Big Ten honors. Wirfs declared for the 2020 NFL Draft

following his junior season and was a first-round selections (13th pick overall) of the Tampa Bay Buccaneers.

Stanley completed his three-year career with a 27-12 record as the starting quarterback, passing for over 8,000 career yards. Iowa ranked first in the Big Ten in red zone offense, fewest turnovers and fewest fumbles lost, second in fourth down conversions and fourth in time of possession. He was selected by Minnesota in the seventh round of the 2020 NFL Draft.

The Iowa offense in 2018 set a school record for most points scored in road games. The Hawkeyes averaged 31.2 in all games, the ninth highest single-season total in school history. Stanley led the Iowa offense, passing for 2,852 yards. Stanley threw 26 touchdown passes in both 2017 and 2018, setting a school record for scoring passes over a two-year period. Stanley ranks among Iowa's career leaders in passing yards (8,302), total offense (8,198) and passing touchdowns (68).

Tight end T.J. Hockenson earned the John Mackey Award as the top tight end in the nation and was named the Kwalick-Clark Tight End of the Year in the Big Ten. Iowa's tight ends combined for 90 receptions for 1,330 yards and 13 touchdowns.

Hockenson was the eighth player selected in the 2019 NFL Draft (Detroit), while Noah Fant was the 20th player selected in the first round (Denver). It marks the only time in the history of the NFL Draft that two tight ends from the same program have been selected in the first round. Senior tight end Nate Wieting was signed to a free agent contract by the Cleveland Browns immediately following the 2020 NFL Draft.

The 2017 Iowa offense featured 1,000-yard rusher in senior Akrum Wadley, and a first-year starting quarterback in Stanley, who passed for over 2,400 yards. Senior offensive lineman Sean Welsh earned first team All-Big Ten honors, while redshirt freshman lineman Alaric Jackson earned freshman All-America recognition.

The Iowa offensive line earned the 2016 Joe Moore Award, which is presented to the best offensive line in college football. Iowa boasted two players who rushed for over 1,000 yards in the same season for the first time in school history, as Wadley and senior LeShun Daniels, Jr., each surpassed 1,000 yards. Iowa was a finalist for the award in 2015.

Four members of Iowa's 2016 offensive line earned All-Big Ten recognition, including Boettger, Cole Croston, Daniels, and Welsh. Croston signed a free agent contract with the New England Patriots following the 2017 NFL Draft and was on the active roster the entire 2017 season. In 2015, guard Jordan Walsh earned first team all-Big Ten honors, while center Austin Blythe was one of three finalists for the Rimington Award and a second team selection.

Iowa's offense in 2015 averaged 30.9 points and 386.1 yards total offense, including 181.7 rushing and 204.4 passing yards per game. Iowa ranked in the top 25 nationally in fourth down conversions, fewest penalties and fewest turnovers.

Left tackle Brandon Scherff won the 2014 Outland Trophy, was the Rimington-Pace Offensive Lineman of the Year in the Big Ten and earned unanimous consensus All-America honors. Scherff was the fifth player selected in the 2015 NFL Draft (Washington Redskins), while right tackle Andrew Donnal was selected by the St. Louis Rams in the fourth round. Scherff was named to the NFL Pro Bowl in 2017.

Iowa's offensive line in 2013 led the way for an offense that averaged 377 yards total offense, including 180 rushing yards and 197 passing yards. The Hawkeye offensive line allowed just 15 sacks in 13 games, a total that led the Big Ten and tied for 12th best in the nation. Iowa won eight games while participating in the 2014 Outback Bowl.

Iowa's offensive line featured the same five starters in all 13 games in 2013, with four of those Hawkeyes earning Big Ten honors. Scherff was a first team selection, while right tackle Brett Van Sloten was second team and Blythe and left guard Conor Boffeli each were named honorable mention. Iowa led the Big Ten and ranked eighth in the nation in fewest penalties per game. Boffeli and Van Sloten signed NFL free agent contracts immediately following the 2014 NFL Draft.

Senior center James Ferentz and senior tackle/guard Matt Tobin led Iowa's offensive line in 2012, as both players earned all-Big Ten recognition. In addition, Blythe earned FWAA Freshman All-America honors. Iowa's offensive line put together a string of four consecutive games without allowing a quarterback sack and allowed less than two sacks in six of 12 games overall.

Brian, the son of head coach Kirk Ferentz, served as New England's tight ends coach in 2011, helping the Patriots win the AFC championship and a spot in the 2012 Super Bowl. Brian was an offensive assistant coach in 2010, working exclusively with the tight ends. He spent 2009 as a coaching assistant after serving as a scouting assistant for the Patriots during the 2008 season.

Under his direction, two Patriot rookie tight ends made a big impact in 2010. The New England duo ranked first and second, among all rookie tight ends with 10 and six touchdown catches, respectively. They became the first pair of rookie tight ends with at least five touchdowns in the same season in NFL history. Rob Gronkowski's 10 touchdown receptions rank second in NFL history for a rookie tight end, as only Mike Ditka (12) had more touchdowns as a rookie.

Gronkowski set additional records in 2011, including individual records for receiving touchdowns by a tight end (17), total touchdowns by a tight end (18) and receiving yards by a tight end (1,327). As a tandem, the Patriot tight ends also set three NFL single season records: total touchdowns by a tight end tandem (24), receptions by a tight end tandem (169) and total yards by a tight end tandem (2,237).

Brian played both offensive guard and center during his Iowa career. He earned honorable mention All-Big Ten honors as a senior in 2005 and was academic All-Big Ten in 2003. He was a team captain as a senior and played on Iowa teams that were among the most successful in school history. Brian was part of two Big Ten championship teams (2002 and 2004).

Ferentz started at center in every game as a senior in 2005. He started eight games at right guard in 2004 as the Hawkeyes earned a share of the Big Ten title and a bid to the Capital One Bowl. Iowa won each of the eight games he started after he missed the first four games of the year due to injury. Ferentz earned the starting center position as a sophomore and started five games before missing the second half of the season due to injury.

During his tenure as a player, Iowa participated in the BCS FedEx Orange Bowl, two Outback Bowls, and a Capital One Bowl, compiling an overall record of 38-12. The Hawkeyes defeated Florida in the 2004 Outback Bowl and defending national champion LSU in the 2005 Capital One Bowl.

Ferentz was a member of Iowa's Leadership Council and as a senior was the recipient of the Hayden Fry "Extra Heartbeat Award". The annual award goes to the Hawkeye player who gives extraordinary effort on the field. He was recognized with the "Next Man In" award as a junior.

Brian was selected to participate in the 2006 Hula Bowl following his Hawkeye career. He signed a free agent contract with Atlanta and was a member of the Falcons practice squad in 2006. He was with the New Orleans Saints throughout their 2007 training camp.

He earned his bachelor's degree in history from Iowa in 2006.

Ferentz was born March 28, 1983, in Iowa City. He and his wife, Nikki, have three daughters, Presley, Connolly and Jolie, and a son, John.

### Ferentz' Coaching Career

| Team        | Position, Years                   |
|-------------|-----------------------------------|
| Iowa        | OC, TE, 2018-Present              |
| Iowa        | OC, RB, 2017                      |
| Iowa        | OL, Run Game Coordinator, 2015-16 |
| Iowa        | OL, 2012-2014                     |
| New England | TE's, 2011                        |
|             | Off. Ast., TE's, 2010             |
|             | Coaching Ast., 2009               |
|             | Scouting Ast., 2008               |



### Phil Parker

**Defensive Coordinator & Secondary Coach**  
**22nd Year at Iowa**

Phil Parker, who served as defensive backs coach at the University of Iowa for 13 seasons, is heading into his ninth season as defensive coordinator. He returned to coaching Iowa's defensive secondary in 2013 as well. Parker was named by Rivals.com in March, 2011, as a first-team member of its College Football Assistant Coach Dream Team.

Iowa has won 47 games over the past five seasons, the highest total in school history over any five-year period, and a total that ranks ninth nationally. Iowa won its final four games of the season and ranked 15th in the nation in the final Associated Press and coaches polls.

The Hawkeyes concluded the 2019 campaign with a 10-3 record following a 49-24 win over No. 22 Southern California in the Holiday Bowl. The three losses were all to ranked opponents by a combined 14 points. The Hawkeyes were 4-1 in trophy games for the third straight season. Iowa has won three straight postseason games and 12 straight nonconference games.

Iowa completed the 2018 season with a 9-4 mark and a final ranking of 25th in the Associated Press national rankings. The Hawkeyes earned a 27-22 Outback Bowl win over No. 18 Mississippi State to close the season with three straight wins. The four losses came by a total of 23 points and all were decided in the final minutes of play. Iowa tied for second in the Big Ten West Division.

Iowa tied for second in the nation in interceptions (20) in 2018 after leading the nation in 2017 with 21. Iowa's 53 thefts over the past three seasons lead the nation. The 2019 Hawkeye defense ranked among the



top 17 in the nation in scoring defense (5th, 14.0), first downs allowed (9th, 16.6), total defense (12th, 308.2), rushing defense (14th, 112.5), turnover margin (14th, 0.7), and pass efficiency defense (17th, 116.0).

Defensive end A.J. Epenesa earned multiple All-America honors, first-team All-Big Ten recognition, and was the defensive MVP of the Holiday Bowl win over Southern California. Defensive backs Michael Ojemudia and Geno Stone each earned second-team All-Big Ten honors. Epenesa and Stone, both juniors in 2019, declared for the 2020 NFL Draft.

Iowa, in 2018, ranked seventh nationally in total defense (293.6), eighth in turnovers gained (27) 11th in scoring defense (17.8) and 12th in rushing defense (109.5). Iowa's defense was second in the Big Ten in red zone defense and third in total sacks (35).

In 2018 junior defensive back Amani Hooker was named the Tatum-Woodson Big Ten Defensive Back of the Year, marking the fourth Hawkeye to earn that honor since 2012 (Josh Jackson, 2017, Desmond King, 2015, Micah Hyde, 2012). Hooker earned first-team All-Big Ten honors and second-team All-America recognition, and declared for the NFL Draft following his junior season. Epenesa earned first-team All-Big Ten honors and defensive end Anthony Nelson was named to the second team.

Hooker declared for the NFL following his junior season and was selected in the fourth round of the 2019 NFL Draft (Tennessee), along with junior defensive lineman Anthony Nelson, who was also a fourth round selection (Tampa Bay).

The Hawkeye defense led the nation with 21 interceptions in 2017, led by defensive back Josh Jackson, who led the nation individually with eight interceptions to match Iowa's single-season record. Jackson and linebacker Josey Jewell each earned unanimous consensus All-America honors. The Hawkeyes ranked 17th in the nation in scoring defense (19.9), allowing less than 20 points per game for the third consecutive season. Iowa matched a school record with four interception return touchdowns.

Jackson, in his first year as a starter, also led the nation in passes defended, ranked second in interception return yards and return touchdowns, and ranked fourth in pass break-ups. He had two interception returns for touchdowns and tied Iowa's single-game record with three interceptions in a 55-24 win over third-ranked Ohio State.

Jewell led the Big Ten in tackles for the second time in three seasons (he was second as a junior) and ranked fourth in the nation in tackles per game (11.3). He was named the Big Ten Conference linebacker and defensive Player of the Year, while Jackson was named Big Ten Defensive Back of the Year. Jewell also earned the Lott IMPACT Trophy and was a finalist for the Nagurski Trophy, while Jackson was a finalist for the Thorpe Award.

Jackson declared for the 2018 NFL Draft following his junior season and was a second round selection of the Green Bay Packers. Jewell was a fourth round selection of the Denver Broncos.

Jewell also led the Hawkeye defense in 2016, along with All-America defensive back Desmond King. The Hawkeyes ranked 13th in the nation in scoring defense and red zone defense, 19th in pass efficiency defense, and 23rd in total defense.

The Hawkeyes posted a perfect 12-0 regular season record in 2015, winning the West Division of the Big Ten Conference. Iowa participated in the 2016 Rose Bowl Game and the 2015 Big Ten Championship and ended the season in the top 10 in the final national rankings.

Along with winning its most recent three bowl games, Iowa also participated in the 2017 Outback Bowl, 2016 Rose Bowl Game, 2015 TaxSlayer Bowl and 2014 Outback Bowl. The Hawkeyes have ranked in the final top 10 of both major polls five times in the past 18 seasons.

Iowa has appeared in 11 January bowl games since 2001 and has recorded January bowl wins over Florida (2004 Outback), Louisiana State (2005 Capital One), South Carolina (2009 Outback), Georgia Tech (2010 Orange), and Mississippi State (2019 Outback).

Iowa has won 151 games over the past 18 seasons, including 90 Big Ten games. Along with the 2015 division title, the Hawkeyes earned a share of the Big Ten title in both 2002 and 2004 and tied for second in 2009. Iowa has finished in the Big Ten's first division in 17 of the past 19 years.

The play of the defense has been a key part of Iowa's success. King earned first team All-Big Ten honors in both 2015 and 2016 and was a unanimous consensus All-American in 2015. King was a fifth round selection in the 2017 NFL Draft.

Iowa led the Big Ten and ranked 10th in the nation with 19 interceptions in 2015, with four of those being returned for touchdowns. The Hawkeyes were also among the national leaders in pass break-ups (ninth), turnover margin (11th), turnovers gained (13th), and rushing defense (15th).

Iowa ranked second in the Big Ten and seventh nationally in pass defense in 2014 with a defensive line-up that included three new linebackers and two first-year starters in the secondary. Seven Hawkeye defensive players earned all-Big Ten recognition.

The Hawkeyes collected eight wins in 2013, including a 5-3 Big Ten record to tie for second in the Legends Division. Iowa earned a spot in the 2014 Outback Bowl behind a defense that ranked among the national leaders in total defense (sixth), first downs allowed (seventh) pass defense (ninth), scoring defense (ninth), pass efficiency defense (17th) and rushing defense (19th).

Cornerback B.J. Lowery, a first team selection, was one of eight Hawkeye defensive players to earn All-Big Ten recognition in 2013, while King was named to several All-Freshman honor teams as a true freshman.

Following the 2012 season, Hyde was named the recipient of the Tatum-Woodson Defensive Back of the Year in the Big Ten Conference, earning first-team All-Big Ten honors. Hyde was selected by Green Bay in the fifth round of the NFL Draft and has had six very productive seasons in the NFL with Green Bay and Buffalo.

Iowa's secondary in 2011 was led by senior Shaun Prater, who earned first-team All-Big Ten honors for the second straight season, while Hyde earned second team honors. Over the past 11 seasons, Iowa ranks among the national leaders with 181 interceptions. Prater was selected by Cincinnati in the fifth round of the 2012 NFL Draft, while Jordan Bernstine was selected by Washington in the seventh round.

The defensive secondary played a key role in Iowa's success in 2010. Iowa was second in the Big Ten in pass efficiency defense (115.1) and interceptions (19). Iowa tied for 11th in the nation in interceptions,

returning four thefts for touchdowns. Prater and safety Tyler Sash were both named first-team All-Big Ten, while Brett Greenwood earned second team honors and Hyde was honorable mention.

Sash started the final 34 games of his career and ranks fifth in career interceptions. He declared for the NFL following his junior season in 2010 and was a sixth round selection of the New York Giants. Sash earned a Super Bowl ring in his rookie season with the Giants in 2011.

In 2009, Iowa ranked third in the nation in pass efficiency defense and fourth in pass defense, leading the Big Ten in both categories. The Hawkeyes tied for fifth nationally with 21 interceptions while ranking eighth in scoring defense and 10th in total defense. Sash and cornerback Amari Spivey both earned first-team All-Big Ten recognition, and Greenwood was a second team selection. Spivey declared for the NFL Draft following his junior season in 2009 and was selected in the third round by the Detroit Lions.

In 2008, Iowa ranked fourth in the nation while tying a school record with 23 interceptions. The Hawkeyes led the Big Ten and ranked fifth nationally in pass efficiency defense (98.3) and scoring defense (13.0). Spivey earned second team all-conference honors, while Bradley Fletcher and Greenwood claimed honorable mention recognition. Fletcher was selected by St. Louis in the third round of the 2009 NFL Draft.

Under Parker's direction, safety Bob Sanders became the ninth Iowa player to earn first team all-Big Ten honors for three seasons (2001, 2002, and 2003). Sanders earned second team All-America honors in 2003 and was taken by Indianapolis in the second round of the 2004 NFL Draft. He ranks 11th in career tackles (348). Sanders earned All-Pro recognition with the Colts in 2005 and was selected to the Pro Bowl. He was a key contributor again in 2006 as the Colts won the Super Bowl. He was named the NFL's Defensive Player of the Year in 2007 and was again an All-Pro selection.

Senior cornerback Charles Godfrey led the Iowa secondary in 2007, recording five interceptions and 65 tackles. He earned second-team All-Big Ten honors. Godfrey was selected in the third round of the 2008 NFL Draft, being selected by the Carolina Panthers. He enjoyed an eight-year NFL career.

In 2006, senior safeties Marcus Paschal and Miguel Merrick combined for 149 tackles to lead the Hawkeye secondary. Paschal was a second team all-Big Ten selection and signed a free agent contract with Philadelphia. Merrick signed a free agent contract with San Diego.

In 2005, senior cornerback Antwan Allen was the only player in the nation to start in four straight January bowl games. He ended his career with 235 tackles and eight interceptions. Jovon Johnson, at the opposite corner, also started throughout his career. He ranks third in career interceptions (17) and had 181 career tackles. Johnson played with the Pittsburgh Steelers and New York Jets in the NFL before a productive career in the Canadian Football League. He was the CFL's Most Outstanding Defensive Player in 2011, becoming the first defensive back to win the award. He is a two-time CFL All-Star.

Safeties Derek Pagel and Sean Considine joined the Iowa program as walk-ons and earned their way into the starting line-up. Each helped the Hawkeyes win a Big Ten title as seniors and both were NFL Draft selections. Pagel earned second-team All-Big Ten honors in 2002 was selected in the fifth round of the 2003 draft. Considine was a fourth round selection in 2005 after earning honorable mention All-Big Ten recognition. He joined the Baltimore Ravens in 2012 and played a key role on special teams for the Super Bowl champions.

In 1999, Iowa's secondary was led by the play of safety Matt Bowen. Bowen led the team in tackles as both a junior and senior. He was voted second-team All-Big Ten and was a sixth round selection of the St. Louis Rams in the NFL Draft. Bowen played several seasons in the NFL (Washington and Buffalo) following his college career.

Parker was the defensive backfield coach at Toledo for 11 seasons prior to joining the Iowa staff. During his tenure at Toledo, Parker coached 10 all-conference selections and helped the Rockets win conference division championships in 1997 and 1998. Three of his Toledo players, Darren Anderson, Clarence Love and Kelly Herndon, went on to play in the NFL. Anderson and Love were NFL Draft selections, while Herndon signed as a free agent and played in the 2006 Super Bowl with Seattle. In 1998, Toledo ranked 19th in the nation in scoring defense.

Toledo won Mid-American Conference championships in 1990 and 1995 and competed in the 1995 Las Vegas Bowl. Toledo ranked 12th in the nation in total defense in 1990 and ninth in pass efficiency defense and 11th in rushing defense in 1992. In 1995 Toledo completed an undefeated season and was ranked 22nd in the final UPI poll and 24th in the CNN poll after leading the nation in turnover margin. Toledo also finished second to perennial power Marshall twice when Parker was a member of the Rocket staff.

Parker served as a graduate assistant coach for one year at Michigan State. He was on the Spartan staff in 1987 when MSU won the Big Ten title and defeated Southern California in the 1988 Rose Bowl.

Phil was a standout defensive back at Michigan State, earning first team all-Big Ten honors in 1983, 1984 and 1985. Parker was named defensive MVP at Michigan State in 1983 and 1985 and was invited to the Hula Bowl following his senior season. During his MSU career the Spartans competed in the 1984 Cherry Bowl and the 1985 All-American Bowl. Parker was named Most Valuable Player in the Cherry Bowl.

Parker earned his B.S. degree from Michigan State in 1986.

Parker was born March 13, 1963, in Lorain, Ohio. Phil and his wife, Sandy, have two children, Tyler and Paige.

### Parker's Coaching Career

| Team           | Position, Years      |
|----------------|----------------------|
| Iowa           | DC, DB, 2013-present |
| Iowa           | DC, 2012             |
| Iowa           | DB, 1999-2011        |
| Toledo         | DB, 1988-98          |
| Michigan State | GA, 1987             |





**LeVar Woods**  
Special Teams Coordinator  
13th Year at Iowa

LeVar Woods, a three-year football letterman at the University of Iowa and a veteran of seven seasons in the National Football League, was named special teams coordinator in March, 2017, after previously assisting with the Hawkeye special teams. Woods handles all phases of Iowa's special teams after coaching

Hawkeye tight ends for three seasons. Woods coached Iowa linebackers for three seasons (2012-14) and previously served as an administrative assistant with the Iowa program (2008-11).

Iowa has won 47 games over the past five seasons, the highest total in school history over any five-year period, and a total that ranks ninth nationally. Iowa won its final four games of the season and ranked 15th in the nation in the final Associated Press and coaches polls.

The Hawkeyes concluded the 2019 campaign with a 10-3 record following a 49-24 win over No. 22 Southern California in the Holiday Bowl. The three losses were all to ranked opponents by a combined 14 points. The Hawkeyes were 4-1 in trophy games for the third straight season. Iowa has won three straight postseason games and 12 straight nonconference games.

Iowa completed the 2018 season with a 9-4 mark and a final ranking of 25th in the Associated Press national rankings. The Hawkeyes earned a 27-22 Outback Bowl win over No. 18 Mississippi State to close the season with three straight wins. The four losses came by a total of 23 points and all were decided in the final minutes of play. Iowa tied for second in the Big Ten West Division.

Along with winning its most recent three bowl games, Iowa also participated in the 2017 Outback Bowl, 2016 Rose Bowl Game, 2015 TaxSlayer Bowl and 2014 Outback Bowl. The Hawkeyes have ranked in the final top 10 of both major polls five times in the past 18 seasons.

Iowa has appeared in 11 January bowl games since 2001 and has recorded January bowl wins over Florida (2004 Outback), Louisiana State (2005 Capital One), South Carolina (2009 Outback), Georgia Tech (2010 Orange), and Mississippi State (2019 Outback).

Iowa has won 151 games over the past 18 seasons, including 90 Big Ten games. Along with the 2015 division title, the Hawkeyes earned a share of the Big Ten title in both 2002 and 2004 and tied for second in 2009. Iowa has finished in the Big Ten's first division in 17 of the past 19 years.

The Hawkeyes posted a perfect 12-0 regular season record in 2015, winning the West Division of the Big Ten Conference. Iowa participated in the 2016 Rose Bowl Game and the 2015 Big Ten Championship and ended the season in the top 10 in the final national rankings.

Iowa's special teams were led in 2019 by kicker Keith Duncan and kickoff return specialist and wide receiver Ihmir Smith-Marsette. Duncan earned consensus first-team All-America honors and was one of three finalists for the Lou Groza Award. Duncan led the nation with 29 field goals (34 attempts), a total that ranks sixth-best in NCAA history. Duncan was named the Bakken-Andersen Kicker of the Year in the Big Ten while ranking 16th in the nation in scoring (119 points). He converted all 32 PAT attempts and ranks 14th in career scoring (184).

Smith-Marsette led the Big Ten and ranked second in the nation with two kickoff return touchdowns. He had touchdown returns in back-

to-back wins over Nebraska (95 yards) and Southern California (98 yards). Smith-Marsette was named the offensive MVP of the Holiday Bowl, becoming the second Iowa player in school history with a rushing, receiving and kick return touchdown in the same game.

Smith-Marsette helped Iowa's kick return team rank sixth in the nation (26.6), while Iowa was also eighth nationally in kickoff coverage (17.2).

The performance of special teams played a key role in Iowa's success in 2018. The Hawkeyes led the Big Ten and ranked second nationally in kickoff returns, with Smith-Marsette ranking second in the individual rankings with a 29.5 average. Smith-Marsette was named the Rodgers-Dwight Big Ten Return Specialist of the Year. Iowa led the league in kickoff returns for three straight seasons before ranking second in 2019.

Iowa ranked second in the Big Ten in punt return average (10.6), and eighth in the nation in kickoff return coverage (16.4) in 2018. Senior Kyle Groeneweg ranked second in the Big Ten and 19th in the nation in punt return average (9.9).

In addition, senior kicker Miguel Recinos earned honorable mention All-Big Ten recognition. Recinos led Iowa in scoring with 98 points, connecting on all 47 PAT attempts and 17-22 field goals. Recinos ranks 15th in career scoring with 180 points, including all 93 career PAT attempts.

Iowa's special team highlights in 2017 included ranking sixth nationally in kick return defense (17.08), 15th in the nation in kickoff returns (24.44) and 25th in punt return defense (4.65). Senior running back Akrum Wadley set an Iowa bowl record with 171 yards on five kickoff returns in the Pinstripe Bowl victory.

Iowa tight ends also had an impressive season. Sophomore Noah Fant led all FBS tight ends with an average of 16.5 yards per catch, and his 11 touchdown receptions tied as the top figure among tight ends. The 11 touchdowns are also a record for Iowa tight ends. In addition, redshirt freshman T.J. Hockenson added 24 receptions for 320 yards and three touchdowns. Fant earned third-team All-Big Ten recognition.

Fant and Hockenson each declared early for the 2019 NFL Draft. Hockenson was the eighth pick in the first round (Detroit), while Fant followed as the 20th selection overall. Iowa is the first school ever to have two tight ends selected in the first round of the NFL Draft.

Senior George Kittle led the Iowa tight ends in 2016 with 22 receptions for 314 yards, while sharing the team lead with four touchdown receptions. Despite missing two full games and parts of others due to injury, Kittle earned All-Big Ten honorable mention recognition. He participated in the Senior Bowl and the NFL Combine following the season and was selected by San Francisco in the fifth round of the 2017 NFL Draft. Kittle set an NFL tight end receiving record in 2018, earning All-Pro and Pro Bowl honors. He surpassed 1,000 receiving yards for a second straight season in 2019 while repeating as an NFL All-Pro selection.

Iowa's special teams also performed well in 2016, led by return specialist Desmond King, who ranked second in the Big Ten in kickoff returns and third in punt returns. As a team Iowa led the conference and ranked seventh nationally in kickoff returns (25.9), while ranking second in the Big Ten and 11th nationally in punt returns (12.5). King earned NFL All-Pro recognition in 2018 with the Chargers.

Iowa's offense in 2015 averaged 30.9 points and 386.1 yards total offense, including 181.7 rushing and 204.4 passing yards per game.

Iowa ranked in the top 25 nationally in fourth down conversions, fewest penalties and fewest turnovers.

Iowa's tight end continued to play a key role in the offense in 2015, as Henry Krieger Coble and Kittle combined for 55 receptions for 695 yards and seven touchdowns. Krieger Coble signed a free agent contract with Denver following the 2016 NFL Draft and was a member of the Los Angeles Rams practice squad in 2018. Jake Duzey, who missed the majority of his senior season in 2015 due to injury, earned an invitation to mini-camp with Indianapolis in 2017.

Woods coached Iowa linebackers in 2014, as the Hawkeye defense ranked seventh in the nation in pass defense and 22nd in total defense. Iowa led the Big Ten and ranked second in the nation in fewest penalties and penalty yards. In his first year as a starter, linebacker Quinton Alston ranked second on the team in tackles and earned second team all-Big Ten honors.

In 2013, Woods joined with Jim Reid in coaching three senior linebackers who served as the leaders of Iowa's defense. Anthony Hitchens, Christian Kirksey, and James Morris each recorded over 100 tackles while earning All-Big Ten recognition. The trio each recorded over 250 career tackles and combined for 950 total tackles in helping Iowa appear in three bowl games.

Kirksey was selected in the third round of the 2014 NFL Draft by Cleveland, while Hitchens was selected by Dallas in the fourth round. Hitchens has started in the NFL for four seasons, serving as a team captain for the Super Bowl champion Kansas City Chiefs in 2019. Kirksey has been a starter in the NFL the past four seasons, but missed the majority of 2019 due to injury. Morris signed an NFL free agent contract with New England immediately following the draft and was with the Super Bowl champions throughout the season. He spent the majority of the 2015 season with the New York Giants.

Due to the play of the Iowa defense, Reid and Woods were named by FootballScoop as national Linebackers Coaches of the Year. Iowa earned a spot in the 2014 Outback Bowl behind a solid defense that ranked among the national leaders in total defense (sixth), first downs allowed (seventh) pass defense (ninth), scoring defense (ninth), pass efficiency defense (17th) and rushing defense (19th). The Hawkeyes recorded eight wins, including five in the Big Ten to tie for second in the Legends Division.

Under the direction of Woods, Iowa's linebackers also held the top three spots on the tackle chart in 2012. Hitchens not only led Iowa in tackles, but also led the Big Ten and ranked sixth in the nation. Morris ranked third in the Big Ten and 13th nationally. Kirksey was third on the team in tackles, while ranking second in the nation with four recovered fumbles. He was also one of eight players in the nation with two touchdowns on interception returns.

Woods served as Iowa's defensive line coach in the 2011 Insight Bowl. Despite the loss to 14th-ranked Oklahoma, the Hawkeye defense held the Sooners to a season-low 275 yards total offense and just 114 net rushing yards. Iowa linemen recorded four tackles for loss, two sacks and an interception.

As an administrative assistant, Woods assisted the coaching staff in compiling statistical information, gathering information on opponents and recruits and assisting in the day to day operation of the football office.

During his NFL playing career, Woods played for Arizona, Chicago, Detroit and Tennessee. Woods signed with the Cardinals as a free

agent in 2001 and spent the first four years of his career in Arizona.

In 88 career games Woods totaled 168 tackles, 2.5 QB sacks, four fumble recoveries and one forced fumble.

Woods teams with fellow NFL player Kyle Vanden Bosch (both are graduates of West Lyon HS in Inwood, Iowa) in hosting a youth football camp in their hometown. He has also founded the LeVar Woods Football Academy in Okoboji, Iowa, teaching fundamentals and techniques to youth and high school athletes.

During his stint with the Cardinals, Woods was named a finalist for both the Byron "Whizzer" White and Walter Payton Man of the Year awards, recognizing his contributions to charity.

Woods has been involved with several charitable organizations throughout his career, including the Garth Brooks Teammates for Kids foundation, Homeward Bound, Soup Kitchen, Youth Christmas shopping trips and, Milk and Cookies Youth Reading Program, along with speaking engagements to elementary school children. Woods has also been instrumental in developing the Hawkeye Readers youth reading program in conjunction with the Iowa City: UNESCO City of Literature, which helps promote the importance of literacy to children.

He has also been involved with the NFL's Executive and Entrepreneurship programs through the University of Pennsylvania's Wharton School of Business, the Kellogg Business School at Northwestern University and the Stanford School of Business.

Woods lettered as a member of the Hawkeye football team from 1998-2000. He was a two-year starter at outside linebacker, totaling 165 career tackles, including 18 tackles for loss and four sacks.

He was a team captain as a senior in 2000 and earned honorable mention All-Big Ten honors from both league coaches and media after recording 97 tackles. He was selected for the Blue-Gray All-Star game following his senior season.

Along with serving as defensive team captain, Woods was co-Most Valuable Player and the recipient of the Hayden Fry "Extra Heartbeat Award", given each year to the Hawkeye player who gives extraordinary effort on the field.

Woods attended West Lyon HS in Inwood, Iowa, where he earned all-state honors and was the Class 2A Player of the Year as a senior. He rushed for 1,226 yards and eight touchdowns as a senior, while totaling 50 tackles, nine QB sacks and two recovered fumbles as a defensive end.

He earned his degree in elementary education from the University of Iowa in December, 2000.

Woods was born March 15, 1978, in Cleveland, Ohio. LeVar and his wife, Meghann, have three children, daughters Sydney and Whitney, and a son, Mason.

### Woods' Coaching Career

| Team | Position, Years   |
|------|-------------------|
| Iowa | STC, 2018-Present |
| Iowa | TE, STC, 2017     |
| Iowa | TE, ST, 2015-17   |
| Iowa | LB, ST, 2012-14   |
| Iowa | AA, 2008-11       |





**Kelvin Bell**  
Defensive Line Coach  
Eighth Year at Iowa

Kelvin Bell, a former member of the University of Iowa football team, is in his second season as Iowa's defensive line coach. Bell was named recruiting coordinator and defensive assistant coach in February, 2016. Bell also held the position of director of on-campus recruiting for two years (2014-15). He served as a graduate assistant coach for two years (2012-13), assisting with special teams.

Throughout his coaching stint at Iowa, Bell has been involved in all aspects of prospect identification, working with the coaching staff in off-campus recruiting efforts, and coordinated all aspects of on-campus recruiting activities.

Iowa has won 47 games over the past five seasons, the highest total in school history over any five-year period, and a total that ranks ninth nationally. Iowa won its final four games of the season and ranked 15th in the nation in the final Associated Press and coaches polls.

The Hawkeyes concluded the 2019 campaign with a 10-3 record following a 49-24 win over No. 22 Southern California in the Holiday Bowl. The three losses were all to ranked opponents by a combined 14 points. The Hawkeyes were 4-1 in trophy games for the third straight season. Iowa has won three straight postseason games and 12 straight nonconference games.

Iowa completed the 2018 season with a 9-4 mark and a final ranking of 25th in the Associated Press national rankings. The Hawkeyes earned a 27-22 Outback Bowl win over No. 18 Mississippi State to close the season with three straight wins. The four losses came by a total of 23 points and all were decided in the final minutes of play. Iowa tied for second in the Big Ten West Division.

Along with winning its most recent three bowl games, Iowa also participated in the 2017 Outback Bowl, 2016 Rose Bowl Game, 2015 TaxSlayer Bowl and 2014 Outback Bowl. The Hawkeyes have ranked in the final top 10 of both major polls five times in the past 18 seasons.

Iowa has appeared in 11 January bowl games since 2001 and has recorded January bowl wins over Florida (2004 Outback), Louisiana State (2005 Capital One), South Carolina (2009 Outback), Georgia Tech (2010 Orange), and Mississippi State (2019 Outback).

Iowa has won 151 games over the past 18 seasons, including 90 Big Ten games. Along with the 2015 division title, the Hawkeyes earned a share of the Big Ten title in both 2002 and 2004 and tied for second in 2009. Iowa has finished in the Big Ten's first division in 17 of the past 19 years.

The Hawkeyes posted a perfect 12-0 regular season record in 2015, winning the West Division of the Big Ten Conference. Iowa participated in the 2016 Rose Bowl Game and the 2015 Big Ten Championship and ended the season in the top 10 in the final national rankings.

The 2019 Hawkeye defense ranked among the top 17 in the nation in scoring defense (5th, 14.0), first downs allowed (9th, 16.6), total defense (12th, 308.2), rushing defense (14th, 112.5), turnover margin (14th, 0.7), and pass efficiency defense (17th, 116.0). The Hawkeyes ranked in the top five nationally in fewest penalties and fewest penalty yards. Iowa opponents have averaged less than 20 points per game in each of the last five seasons.

Iowa, in 2018, ranked seventh nationally in total defense (293.6), eighth in turnovers gained (27) 11th in scoring defense (17.8) and 12th in rushing defense (109.5). Iowa's defense was second in the Big Ten in red zone defense and third in total sacks (35).

Junior defensive end A.J. Epenesa earned first and second-team All-America honors while leading Iowa in sacks for the second straight season. Epenesa earned first-team All-Big Ten honors and was the defensive MVP in Iowa's holiday Bowl win over Southern California. Epenesa, had 2.5 sacks vs. Southern California as Iowa allowed the Trojans just 22 net rushing yards. Junior end Chauncey Golston and senior tackle Cedrick Lattimore earned honorable mention All-Big Ten recognition. Epenesa was selected by Buffalo in the second round of the 2020 NFL Draft. In addition, Lattimore signed a free agent contract with Seattle immediately following the draft.

In 2018, Epenesa earned first-team all-Big Ten honors and defensive end Anthony Nelson was named to the second team. End Parker Hesse and tackle Matt Nelson earned honorable mention recognition. Anthony Nelson declared for the NFL Draft following his junior season and was selected by Tampa Bay in the fourth round. Matt Nelson, Hesse and Sam Brincks were all invited to NFL workouts immediately following the draft.

The 2017 Iowa defense ranked 17th in the nation in scoring defense (19.9). Anthony Nelson earned second team All-Big Ten and first team Academic All-America honors, while senior tackle Nathan Bazata was honorable mention All-Big Ten.

The 2016 Hawkeyes ranked 13th in the nation in scoring defense and red zone defense, 19th in pass efficiency defense, and 23rd in total defense. Tackle Jaleel Johnson earned first team All-Big Ten honors, while Bazata and Hesse earned honorable mention recognition.

Johnson and Faith Ekakitie, also a senior tackle in 2016, have moved to the professional football ranks. Johnson was a fourth round selection of the Minnesota Vikings in the 2017 NFL Draft, while Ekakitie was the first player selected in the 2017 CFL Draft (Winnipeg).

Bell interned with four NFL organizations (Minnesota Vikings, 2013; New York Giants, 2014; Miami Dolphins and Cincinnati Bengals, 2015) as part of the Bill Walsh Minority Coaching Fellowship.

Bell joined the Iowa staff after serving as an assistant coach at Trinity International University, where he served as the offensive line coach and run game coordinator in 2011. Two of his offensive linemen earned all-conference honors in 2011.

Bell served two seasons (2008-09) as offensive line coach at Wayne State College in Wayne, Nebraska. He helped lead the Wildcats to their first-ever appearance in the NCAA Division II playoffs in 2008 while posting a two-year record of 17-6. Bell coached five offensive linemen who went on to earn all-conference, all-region and All-America honors.

Before coaching at WSC, Bell coached the offensive line at Cornell College for two seasons (2006-2007). He gained his first coaching experience at Regina High School in Iowa City (2004-06), where he served as junior high coach, varsity weight room supervisor, and assistant varsity coach. Regina earned its first-ever state football championship in 2005 after reaching the semifinals in 2004.

Bell first joined the Iowa program as a defensive lineman in 2000. He redshirted in his first year at Iowa and later had his career cut short due to injury. As a prep, he earned first team all-conference honors


for three straight seasons as an offensive and defensive lineman. He earned all-district, all-region and all-county recognition as a senior.

Bell earned his B.A. in mathematics, with a computer science concentration, from the University of Iowa in 2005. He earned his master's degree in sports management in 2014.

Bell is a native of Olive Branch, Mississippi. His wife's name is Natalee.

### Bell's Coaching Career

| Team                           | Position, Years  |
|--------------------------------|------------------|
| Iowa                           | DL, 2019-present |
| Iowa                           | AC, RC, 2016-19  |
| Iowa                           | OCR, 2014-15     |
| Iowa                           | GA, 2012-13      |
| Trinity International          | OL/RGC, 2011     |
| Wayne State                    | OL, 2008-09      |
| Cornell College                | OL, 2006-07      |
| Regina High School (Iowa City) | AC, 2004-06      |



**Kelton Copeland**  
**Wide Receivers Coach**  
**Fourth Year at Iowa**

Kelton Copeland was named wide receivers coach at the University of Iowa in February, 2016. Copeland joined the Hawkeye coaching staff after coaching at Northern Illinois the previous four seasons.

Iowa has won 47 games over the past five seasons, the highest total in school history over any five-year period, and a total that ranks ninth nationally. Iowa won its final four games of the season and ranked 15th in the nation in the final Associated Press and coaches polls.

The Hawkeyes concluded the 2019 campaign with a 10-3 record following a 49-24 win over No. 22 Southern California in the Holiday Bowl. The three losses were all to ranked opponents by a combined 14 points. The Hawkeyes were 4-1 in trophy games for the third straight season. Iowa has won three straight postseason games and 12 straight nonconference games.

Iowa completed the 2018 season with a 9-4 mark and a final ranking of 25th in the Associated Press national rankings. The Hawkeyes earned a 27-22 Outback Bowl win over No. 18 Mississippi State to close the season with three straight wins. The four losses came by a total of 23 points and all were decided in the final minutes of play. Iowa tied for second in the Big Ten West Division.

Iowa won eight games in both 2016 and 2017, including a Pinstripe Bowl victory to conclude the 2017 campaign. The Hawkeyes posted a perfect 12-0 regular season record in 2015, winning the West Division of the Big Ten Conference. Iowa participated in the 2016 Rose Bowl Game and the 2015 Big Ten Championship and ended the season in the top 10 in the final national rankings.

Along with winning its most recent three bowl games, Iowa also participated in the 2017 Outback Bowl, 2016 Rose Bowl Game, 2015 TaxSlayer Bowl and 2014 Outback Bowl. The Hawkeyes have ranked in the final top 10 of both major polls five times in the past 18 seasons.

Iowa's efficient offense in 2019 featured senior quarterback Nate Stanley completing just under 60 percent of his passes to a talented and deep wide receiver corp. Redshirt freshman Nico Ragaini (46-439) and junior Ihmir Smith-Marsette (44-722) each had over 40 receptions, while junior Brandon Smith (37-439) and redshirt freshman Tyrone Tracy, Jr. both totaled over 35 receptions. All six Hawkeyes who recorded at least 15 receptions return in 2020. Smith-Marsette (1,270 yards) and Smith (815) rank among Iowa's career leaders.

Iowa's offense in 2018 also featured Stanley, who tossed 26 touchdown passes for the second straight year. The improved play of Iowa's wide receivers played a big role as the Hawkeyes averaged 31.2 points per game, including a school-record 42.8 points per game in five Big Ten road games.

Senior wide receiver Nick Easley led Iowa with 52 receptions in 2018. He was named MVP of the 2019 Outback Bowl after grabbing eight receptions for 104 yards and two touchdowns. Easley surpassed 100 career receptions and 1,000 career receiving yards in his two seasons under Copeland's direction. He signed a free agent contract with Buffalo following the 2019 NFL Draft.

The Hawkeyes won eight games in 2017, including a 27-20 win over Boston College in the Pinstripe Bowl. In addition to the bowl victory the Hawkeyes won three of four rivalry trophy games while facing one of the toughest schedules in the nation.

Wide receiver Matt VandeBerg played his final two seasons under Copeland, returning from injury as a junior to record 28 receptions for 384 yards and two touchdowns in 2017. He had at least one reception in his final 32 games. His 134 career receptions rank 10th in school history and he ranks 15th in career receiving yards (1,686).

Copeland served as wide receivers coach and specials teams coordinator at Northern Illinois in 2016 after coaching the NIU running backs from 2013-15. Northern Illinois had a first team all-conference selection at both wide receiver and as return specialist while leading the conference in both kickoff returns and kickoff coverage in 2016.

In 2015, Northern Illinois running back Joel Bouagnon earned first team all-conference honors after rushing for 1,285 yards and 18 touchdowns. NIU averaged 190.1 rushing yards per game while playing in the conference title game for the sixth straight year and earning an eighth straight bowl invitation.

The Northern Illinois offense rushed for 3,488 yards and 36 touchdowns in 2014, as three running backs each averaged over five yards per carry. In 2013 the Huskies featured two players who each rushed for over 1,000 yards, including quarterback Jordan Lynch, a Heisman Trophy finalist.

Copeland joined the Northern Illinois staff after coaching wide receivers at South Dakota for two seasons (2011-12).

He was on the staff at Coffeyville Community College from 2007-10, coaching wide receivers (2008-10) and the defensive secondary (2007). Coffeyville advanced to the Region IV playoffs in three different seasons, while boasting one of the top offenses in the Jayhawk Conference in 2010.

Copeland coached defensive backs at Northwood University in 2006, helping Northwood reach the Division II playoffs. He was on the coaching staff at Emporia State University from 2003-05, coaching linebackers, running backs, and wide receivers, while also working with special teams. He also served as an assistant strength and conditioning coach.



As a player at Emporia State from 1999-02, Copeland was the starting quarterback and a team captain for three seasons. He set school records for rushing yards by a quarterback in a season and career, leading the team in total offense as both a junior and senior. He ranked third all-time in total offense and fourth in passing yards following his final season.

A native of Miami, Florida, Copeland attended Southridge High School. He graduated from Emporia State University in 2003 with a bachelor's degree in recreation.

Copeland was born June 9, 1980. He is married to the former Bridgette Eldridge, and the couple have three daughters, Marlea, Devyn and Kabryn.

### Copeland's Coaching Career

| Team                 | Position, Years     |
|----------------------|---------------------|
| Iowa                 | WR, 2017-present    |
| Northern Illinois    | WR, ST, 2016        |
| Northern Illinois    | RB, 2013-15         |
| South Dakota         | WR, 2011-12         |
| Coffeyville CC       | WR, 2008-10         |
| Coffeyville CC       | DB, 2007            |
| Northwood University | DB, 2006            |
| Emporia State        | LB, WR, RB, 2003-05 |



### Derrick Foster

**Running Backs Coach**  
**Offensive Recruiting Coordinator**  
**Third Year at Iowa**

Derrick Foster was named assistant football coach at the University of Iowa in January, 2018. He coaches the Hawkeye running backs and is the offensive recruiting coordinator. Foster joined the Iowa coaching staff after coaching at Samford University the previous two seasons.

Iowa has won 47 games over the past five seasons, the highest total in school history over any five-year period, and a total that ranks ninth nationally. Iowa won its final four games of the season and ranked 15th in the nation in the final Associated Press and coaches polls.

The Hawkeyes concluded the 2019 campaign with a 10-3 record following a 49-24 win over No. 22 Southern California in the Holiday Bowl. The three losses were all to ranked opponents by a combined 14 points. The Hawkeyes were 4-1 in trophy games for the third straight season. Iowa has won three straight postseason games and 12 straight nonconference games.

Iowa won six of its first seven games in 2018 and closed the season with wins in the final three games, including the 27-22 Outback Bowl win over No. 18 Mississippi State. The four losses came by a total of 23 points and all were decided in the final minutes of play. Iowa's 5-4 Big Ten record earned a tie for second place in the West Division. The Hawkeyes were ranked 25th nationally in the final Associated Press rankings.

Iowa's offense in 2019 was led in rushing by freshman Tyler Goodson, marking the first time ever that a true freshman led the Hawkeye rushing attack for an entire season. Goodson rushed for 638 yards and led the team with five rushing touchdowns while averaging 4.8 yards per rush.

Junior Mekhi Sargent rushed for 563 yards and four touchdowns, while junior Toren Young added 432 yards and one score. The trio

averaged 4.9 yards per carry and also combined for 39 receptions for 311 yards. The Hawkeyes led the Big Ten in red zone offense and fewest fumbles lost, and second in fourth down conversions.

The Hawkeye offense used a trio of sophomore running backs to carry the bulk of the rushing attack in 2018, as Iowa averaged 31.2 points per game, including a school-record 42.8 points in five conference road games. Sargent (159-745-9 TDs, Young (136-637-5 TDs) and Ivory Kelly-Martin (97-341-2 TDs) all saw significant action.

Foster served as running backs coach and running game coordinator at Samford University in Birmingham, Alabama in 2015 and 2016. He has coached wide receivers and running backs at Tennessee, Northwestern State University, and Valdosta State University.

Foster was an assistant coach at Northwestern State University in Louisiana for three seasons, where he coached running backs in 2013 and wide receivers in 2014 and 2015. While at Northwestern State, Foster tutored some of the top receivers in program history.

Under Foster's tutelage, Ed Eagan set the school single-season receptions record with 73, including single-game marks of 13 catches and 238 receiving yards. Foster was instrumental in helping Bryant Mitchell make his way to the Canadian Football League's Edmonton Eskimos and guided Cody Jones to a productive junior campaign in Jones' second season as a full-time wide receiver. Foster also coached Shakier Ryan, who was a member of the Washington Redskins in 2017.

Foster was an assistant coach at Tennessee in 2012, assisting the offensive coordinator and assisting as running backs coach. The Volunteers finished third in the Southeastern Conference in total offense with 5,711 yards. He held office recruiting duties for junior colleges in California, Texas, Kansas, New York, Arizona, and Illinois.

Foster's coaching career began at Valdosta State in 2011, where he assisted head coach David Dean, and offensive coordinator Robby Brown, while working with the punt and return teams. He worked with wide receivers and helped produce an All-Gulf South Conference selection; he coached Seantavius Jones, now a receiver with the Indianapolis Colts.

Foster was a three-year starting receiver at Southwest Baptist College in Missouri, where he produced a record-shattering 2007 campaign. He ranked sixth in the conference with 44 catches in 2007. Foster played in 41 of 44 games and had 93 career receptions. As a prep, he was a 1,000-yard rusher at Goshen (Alabama) High School, where he was an All-County running back.

Foster is a native of Goshen, Alabama. He earned a bachelor's degree in sport management from Southwest Baptist in 2010 and a master's in public administration from Valdosta State University in 2013.

Foster was born March 6, 1986. He and his wife, Bianca, have a son, Cooper.

### Foster's Coaching Career

| Team               | Position, Years       |
|--------------------|-----------------------|
| Iowa               | RB, ORC, 2019-present |
| Iowa               | RB, 2018-19           |
| Samford            | RB, RGC, 2016-17      |
| Northwestern State | WR, 2014-15           |
| Northwestern State | RB, 2013              |
| Tennessee          | AC, 2012              |
| Valdosta State     | AC, 2011              |



**Jay Niemann**  
**Assistant Defensive Line Coach**  
**Defensive Recruiting Coordinator**  
**Second Year at Iowa**

Jay Niemann was named assistant defensive line coach and defensive recruiting coordinator in May, 2019. Niemann joined the Hawkeye coaching staff after serving as the defensive coordinator and linebackers coach at Rutgers University for three seasons (2016-18).

Iowa has won 47 games over the past five seasons, the highest total in school history over any five-year period, and a total that ranks ninth nationally. Iowa won its final four games of the season and ranked 15th in the nation in the final Associated Press and coaches polls.

The Hawkeyes concluded the 2019 campaign with a 10-3 record following a 49-24 win over No. 22 Southern California in the Holiday Bowl. The three losses were all to ranked opponents by a combined 14 points. The Hawkeyes were 4-1 in trophy games for the third straight season. Iowa has won three straight postseason games and 12 straight nonconference games.

Junior defensive end A.J. Epenesa earned first and second-team All-America honors while leading Iowa in sacks for the second straight season in 2019. Epenesa earned first-team All-Big Ten honors and was the defensive MVP in Iowa's holiday Bowl win over Southern California. Epenesa, who declared for the 2020 NFL Draft, had 2.5 sacks vs. Southern California as Iowa allowed the Trojans just 22 net rushing yards. Junior end Chauncey Golston and senior tackle Cedrick Lattimore earned honorable mention All-Big Ten recognition.

Along with his three seasons at Rutgers, Niemann was the defensive coordinator at Northern Illinois from 2011-15. He coached linebackers at Rutgers and safeties at Northern Illinois and was the co-defensive coordinator and secondary coach at Hardin-Simmons from 2008-10.

Niemann's 2018 defense at Rutgers ranked 19th in the nation and fourth in the Big Ten in pass defense, allowing opponents 186.7 yards per game. The Scarlet Knights ranked 45th in the nation in pass defense efficiency, with a rating of 123.29, and 46th in the nation in red-zone defense (.814).

Three Rutgers defenders earned postseason honors from the Big Ten. Senior safety Saquan Hampton and senior linebacker Trevor Morris earned honorable mention recognition, and senior cornerback Isaiah Wharton received the Big Ten Sportsmanship Award. Two Scarlet Knights ranked among Big Ten leaders in tackles in 2018. Morris ranked No. 3, averaging 9.1 tackles per game, and senior linebacker Deonte Roberts ranked No. 11, averaging 7.9 tackles.

Niemann's Scarlet Knight defense in 2017 was key in victories over Purdue (14-12), Illinois (35-24) and Maryland (31-24). Rutgers' defense ranked No. 48 in the nation in fewest opponent first downs allowed (243) and No. 55 in fewest passing yards allowed (216.8). In Niemann's first season at Rutgers the Scarlet Knights ranked No. 6 in the nation in red zone defense (.727) and 18th in passing yards allowed per game (186.5).

Niemann's top defensive player at NIU was safety Jimmie Ward, who was selected by San Francisco in the first round of the 2014 NFL Draft. The 30th overall pick, Ward led the Huskies in tackles in each of his final two seasons. In all, Niemann's Huskie defense produced seven players who signed with NFL teams

In 2015, NIU ranked eighth in the nation in turnovers gained (29) and fourth in interceptions (22). Sophomore cornerback Shawun Lurry led the FBS with nine interceptions and earned multiple All-America honors. The defensive unit posted 26 sacks with 15 different players involved in at least a half sack.

Six NIU defensive players earned All-MAC honors in 2014 as six opponents were held to 17 points or less. In 2012, the NIU defense held five opponents to nine points or less en route to a second straight MAC title and a historic berth in the Orange Bowl at the conclusion of the season. In the 2011 MAC Championship game, the NIU defense shut out Ohio in the second half en route to a 23-20 victory, the school's first MAC football title in 28 years.

Northern Illinois won the Mid-American Conference West Division all five seasons (2011-15) Niemann was on the staff, capturing the MAC Championship three times (2011, '12 and '14). The Huskies played in a bowl game each of those five seasons. Northern Illinois won the 2011 GoDaddy Bowl and played in the Orange Bowl following the 2012 season.

During his tenure at Hardin-Simmons, Niemann helped turn a defense that ranked last in the nation prior to his arrival into the No. 2 unit in the American Southwest Conference in 2009. He helped guide Hardin-Simmons to the first round of the 2008 NCAA Division III playoffs.

Niemann served as the head coach at Simpson College from 2002-07. Niemann compiled a 32-29 record in his six seasons (2002-07) as head coach at Simpson. He led the Storm to the 2003 NCAA Division III Playoffs while also serving as defensive coordinator and defensive backs coach. He was named the 2003 Iowa Conference Coach of the Year.

Niemann was on the Northern Iowa coaching staff from 1997-2001. He was defensive coordinator in 1999 and 2000, and coached the secondary (1997, 2001), and linebackers (1998-2000). The Panthers advanced to the semifinals of the 2001 NCAA Football Championship Subdivision playoffs.

Prior to his arrival at UNI, Niemann spent eight seasons at Drake University (1989-96), where he was the defensive coordinator and secondary coach. He was promoted to assistant head coach in 1995. In his final three seasons, the Bulldog defense ranked in the top 10 nationally in scoring defense, pass efficiency defense and total defense.

Niemann coached linebackers and special teams in 1985 at Western Washington while pursuing his master's degree. Niemann accepted a graduate assistant position at Washington in 1986, working with the Husky linebackers and defensive backs while coaching under Washington legends Don James and Jim Lambright.

Niemann completed his bachelor's degree in physical education from Iowa State in 1983, and received his master's degree in educational administration from Western Washington in 1989. He played linebacker at Iowa State from 1979-82 after earning all-state honors as a prep at Avo-Ha Community High School in Avoca, Iowa.

Jay and his wife, Lou Ann, have two sons, Ben and Nick. Both Ben and Nick have been involved in the Iowa football program. Ben was a letterman from 2014-17 and has been a key defensive contributor for the Super Bowl champion Kansas City Chiefs for two seasons. Nick heads into his senior season as a Hawkeye linebacker in 2020.



**Niemann's Coaching Career**

| Team               | Position, Years             |
|--------------------|-----------------------------|
| Iowa               | Asst. DL, ORC, 2019-present |
| Rutgers            | DC, LB, 2016-18             |
| Northern Illinois  | DC, Safeties, 2011-15       |
| Hardin-Simmons     | Co-DC, DB, 2008-10          |
| Simpson College    | HC, 2002-07                 |
| Northern Iowa      | DC, LB, 1999-00             |
| Northern Iowa      | LB, 1998                    |
| Northern Iowa      | Secondary, 1997, 2001       |
| Drake              | Asst. HC, DC, DB, 1995-96   |
| Drake              | DC, DB, 1989-94             |
| Washington         | GA, DB, LB, 1986-88         |
| Western Washington | STC, LB, 1985               |



**Ken O'Keefe**  
Quarterbacks Coach  
17th year at Iowa

Ken O'Keefe was named University of Iowa quarterbacks coach in February, 2017, returning to the Iowa coaching staff after previously serving as offensive coordinator for 13 seasons (1999-2011). O'Keefe also served as Iowa's quarterback coach for 12 seasons, after coaching Hawkeye wide receivers in his first year on the staff.

Iowa has won 47 games over the past five seasons, the highest total in school history over any five-year period, and a total that ranks ninth nationally. Iowa won its final four games of the season and ranked 15th in the nation in the final Associated Press and coaches polls.

The Hawkeyes concluded the 2019 campaign with a 10-3 record following a 49-24 win over No. 22 Southern California in the Holiday Bowl. The three losses were all to ranked opponents by a combined 14 points. The Hawkeyes were 4-1 in trophy games for the third straight season. Iowa has won three straight postseason games and 12 straight nonconference games.

Iowa completed the 2018 season with a 9-4 mark and a final ranking of 25th in the Associated Press national rankings. The Hawkeyes earned a 27-22 Outback Bowl win over No. 18 Mississippi State to close the season with three straight wins. The four losses came by a total of 23 points and all were decided in the final minutes of play. Iowa tied for second in the Big Ten West Division.

Iowa won eight games in both 2016 and 2017, including a Pinstripe Bowl victory to conclude the 2017 campaign. The Hawkeyes posted a perfect 12-0 regular season record in 2015, winning the West Division of the Big Ten Conference. Iowa participated in the 2016 Rose Bowl Game and the 2015 Big Ten Championship and ended the season in the top 10 in the final national rankings.

Along with winning its most recent three bowl games, Iowa also participated in the 2017 Outback Bowl, 2016 Rose Bowl Game, 2015 TaxSlayer Bowl and 2014 Outback Bowl. The Hawkeyes have ranked in the final top 10 of both major polls five times in the past 18 seasons.

Iowa has appeared in 11 January bowl games since 2001 and has recorded January bowl wins over Florida (2004 Outback), Louisiana State (2005 Capital One), South Carolina (2009 Outback), Georgia Tech (2010 Orange), and Mississippi State (2019 Outback).

Iowa has won 151 games over the past 18 seasons, including 90 Big Ten games. Along with the 2015 division title, the Hawkeyes earned a share of the Big Ten title in both 2002 and 2004 and tied for second in 2009. Iowa has finished in the Big Ten's first division in 17 of the past 19 years.

Iowa was bowl eligible in the final 11 seasons O'Keefe was previously on staff, ranking in the top 10 in the final national rankings on four occasions. Iowa won six bowl games between 2001 and 2010 with O'Keefe on staff.

Senior quarterback Nate Stanley led the Iowa offense in 2019 as the Hawkeyes ranked in the top three in the Big Ten in several offense categories, including first in fewest fumbles and fewest turnovers lost, red zone offense, and fourth down conversions. Stanley is just the second three-year permanent team captain in program history (LB Josey Jewell).

Stanley completed his three-year career with a 27-12 record as the starting quarterback. He ranks second in career passing yards (8,302), passing touchdowns (68), pass completions (673) and pass attempts (1,155), while ranking third in total offense. He is just the second Iowa signal caller to win three bowl games and earned honorable mention All-Big Ten for the second time in his career (2017). Stanley was selected by the Minnesota Vikings in the seventh round of the 2020 NFL Draft.

The Iowa offense in 2018 set a school record for most points scored in road games (42.8). The Hawkeyes averaged 31.2 in all games, the ninth highest single-season total in school history. Stanley led the Iowa offense, passing for 2,852 yards. Stanley threw 26 touchdown passes in both 2017 and 2018, setting a school record for scoring passes over a two-year period.

Iowa's offense in 2017 was sparked by Stanley, who earned honorable mention All-Big Ten honors in his first year as a starter. Stanley passed for 2,437 yards, with 26 touchdowns and just six interceptions. The 26 scoring strikes ranks second best in a single season.

Additional top performing Iowa quarterbacks tutored by O'Keefe include Kyle McCann, Brad Banks, Nathan Chandler, Drew Tate, Ricky Stanzi, and James Vandenberg. Quarterbacks coached by O'Keefe own five of the top 10 single-season passing performances in school history. Stanley (second), Tate (third), Stanzi (fourth), Vandenberg (eighth), McCann (11th) and Banks (13th) rank among Iowa's career passing leaders.

As a senior in 2001, McCann led the Hawkeyes to their first bowl game under Ferentz, a win over Texas Tech in the Alamo Bowl. McCann ranked second in the Big Ten in pass efficiency in 2001 while completing 66.3 percent of his attempts and passing for over 2,000 yards in his only season as a starter.

The following season, Banks led the Hawkeyes to a share of the Big Ten title as a senior. Banks placed second in Heisman Trophy balloting, winning the Davey O'Brien Award as the top quarterback in the nation. He was the Associated Press Player of the Year and was named Most Valuable Player in the Big Ten Conference after leading the nation in pass efficiency.

Seven Iowa players were named to the All-Big Ten first offensive unit in 2002. That included players named Offensive Player of the Year (Banks), and Offensive Lineman of the Year (Eric Steinbach). Four offensive players, Banks, Steinbach, tight end Dallas Clark and center Bruce Nelson, earned first-team All-America honors.

Chandler took over for Banks in 2003 and promptly guided the Hawkeyes to a 10-3 overall record, including a win over Florida in the 2004 Outback Bowl. Chandler passed for over 2,000 yards in his only season as a starter.

Tate burst on the scene as a sophomore in 2004, leading Iowa to a share of the Big Ten title. He earned first-team All-Big Ten honors while passing for over 2,700 yards and 20 touchdowns. Tate is second in career passing yards (8,292), TD passes (61), completions (665), attempts (1,090), and total offense (8,427). He also completed a 56-yard scoring strike on the last play of the game to lead Iowa to a win over LSU in the 2005 Capital One Bowl.

Stanzi set Iowa's school record for passing efficiency (157.6) in 2010, passing for over 3,000 yards and 25 touchdowns, with just six interceptions. He passed for over 2,400 yards in his first full season as a starter in 2009, leading Iowa to a second place finish in the Big Ten and to an Orange Bowl win over Georgia Tech.

O'Keefe's worked with Vandenberg in 2011, who was in his first year as a starter. Vandenberg passed for 3,083 yards and 28 touchdowns, with both totals ranking third-best for a single season in school history.

Offensive linemen Bryan Bulaga and Dace Richardson, along with tight end Tony Moeaki, earned first-team All-Big Ten honors in 2009. Bulaga was named Big Ten Offensive Lineman of the Year. Bulaga was a first round selection in the 2010 NFL Draft, while Moeaki was a third round selection.

Iowa's offense in 2008 featured the Doak Walker Award winner in running back Shonn Greene. Iowa ranked fourth in the Big Ten in both rushing offense and pass efficiency while averaging over 370 yards total offense per game. The Hawkeyes ranked second in scoring offense (30.3) and first downs, and third in time of possession.

Along with being honored as the top running back in the nation, Greene was named the Big Ten Conference Offensive Player of the Year. Greene (third round), OL Seth Olsen (fourth) and TE Brandon Myers (sixth) were all selected in the 2009 NFL Draft.

From 2004-06 Tate ranked as one of the nation's top signal callers. He ranks high in the Iowa record book for just about every passing stat. Tate signed a free agent contract with the St. Louis Rams following his Hawkeye career, and enjoyed a lengthy and productive career in the Canadian Football League.

The 2006 Hawkeyes finished second in Big Ten pass offense and third in total offense. Under O'Keefe's direction, the 2005 Hawkeyes ranked first in the Big Ten in red zone offense and third in passing offense (258.7). In 2004, Iowa ranked second in the Big Ten in passing offense, passing efficiency, and red zone offense, posting a 10-2 record while winning the Big Ten title.

Twenty Hawkeye offensive players under O'Keefe were selected in the NFL Draft. Four of the top seasons in Iowa history, for average passing yards per game, occurred under O'Keefe's direction.

O'Keefe left Iowa following the 2011 season, joining the Miami Dolphins staff for five seasons. He was named Miami's wide receivers coach in February, 2012, and served in that role prior to being named senior offensive assistant in 2015. He served as senior football research analyst in 2016.

Under O'Keefe, wide receiver Jarvis Landry set the Miami rookie record with 84 receptions in 2014, the fourth-most by any player in a single season in team history. Landry surpassed that mark with 110 receptions in 2015 and caught more passes (194) than any other player in league history during the first two seasons of their career.

Wide receiver Brian Hartline had the two best seasons of his seven-year career under O'Keefe. Hartline totaled 74 receptions for 1,083 yards in 2012, and added 76 receptions for 1,016 yards and a career-high four touchdowns in 2013.

O'Keefe was the head coach at Fordham University in 1998. He served as head coach at Allegheny College for eight seasons (1990-97). His career head coaching record of 83-17-1 included a 79-10-1 mark at Allegheny, where his team won five North Coast Athletic Conference titles and the 1990 NCAA Division III national title. O'Keefe led Allegheny to four undefeated regular seasons (1990, 1991, 1994 and 1996), and six NCAA playoff appearances. He was named NCAA Division III Coach of the Year in 1990.

In 1985, O'Keefe coached Fort Worth (Texas) Country Day School. From 1978-84, he led Worcester (Mass.) Academy to a 37-11 record and three New England Class A prep championships. O'Keefe started his coaching career as an assistant coach at the University of New Haven from 1976-77.

O'Keefe earned his B.A. degree in history from John Carroll University in 1975, where he played football and baseball. He was a three-year starter at wide receiver while at John Carroll.

O'Keefe was born Aug. 18, 1953, in Milford, Connecticut. He and his wife, Joanne, have two children, Meghan and Brendan.

### O'Keefe's Coaching Career

| Team              | Position, Years   |
|-------------------|-------------------|
| Iowa              | QB, 2017-present  |
| Miami Dolphins    | 2012-16           |
| Iowa              | OC, QB, 2000-2011 |
| Iowa              | OC, WR, 1999      |
| Fordham           | HC, 1998          |
| Allegheny College | HC, 1990-97       |
| Allegheny College | OL, OC, 1986-89   |
| High school coach | 1978-85           |
| New Haven         | AC, 1976-77       |





**Tim Polasek**  
Offensive Line Coach  
Fourth Year at Iowa

Tim Polasek (PAWL-uh-seck) was named offensive line coach at the University of Iowa in February, 2017. Polasek joined the Hawkeye coaching staff after serving as offensive coordinator and running backs coach at North Dakota State for the previous three seasons.

Prior to joining the Iowa staff, Polasek helped North Dakota State post a 12-2 mark in 2016, as NDSU reached the FCS semifinals. The Bison averaged 240.9 rushing yards and 407.9 yards total offense per game, as running backs Lance Dunn and King Frazier combined to rush for 1,875 yards.

NDSU's offense flourished in 2015 with first-year starting quarterback Carson Wentz rushing for more yards than any Bison QB since the veer-option days of the mid-1990s. All-America running back John Crockett added nearly 400 receiving yards to his school-record 1,994 rushing yards.

NDSU won its fourth straight FCS national championship with a 15-1 record and won the conference with a 7-1 mark. Polasek directed a Bison offense that ranked second in the Missouri Valley Football Conference with 432.3 total yards per game.

North Dakota State's hard-nosed rushing attack helped NDSU rank second nationally in time of possession (34:03), third in first downs (343) and fifth in third-down conversion percentage (.483). The Bison averaged 5.2 yards per carry and rushed for 235.2 yards per game.

Iowa has won 47 games over the past five seasons, the highest total in school history over any five-year period, and a total that ranks ninth nationally. Iowa won its final four games of the season and ranked 15th in the nation in the final Associated Press and coaches polls.

The Hawkeyes concluded the 2019 campaign with a 10-3 record following a 49-24 win over No. 22 Southern California in the Holiday Bowl. The three losses were all to ranked opponents by a combined 14 points. The Hawkeyes were 4-1 in trophy games for the third straight season. Iowa has won three straight postseason games and 12 straight nonconference games.

Iowa's efficient offense in 2019 featured junior tackle Tristan Wirfs, the Big Ten's Rimington-Pace Offensive Lineman of the Year. Wirfs earned first-team All-America honors from as many as three national outlets. Junior tackle Alaric Jackson earned third-team All-Big Ten honors and redshirt freshman center Tyler Linderbaum was named honorable mention All-Big Ten. Wirfs declared for the 2020 NFL Draft following his junior season and was the 13th player selected in the first round of the draft.

Iowa ranked third in the Big Ten in fewest sacks allowed in 2019 (1.8), led the league in red zone offense, ranked second in fourth down conversions and fourth in time of possession.

Iowa won six of its first seven games in 2018 and closed the season with wins in the final three games, including the 27-22 Outback Bowl win over No. 18 Mississippi State. The Hawkeyes won three of four trophy games for the third time in four seasons. The four losses came by a total of 23 points and all were decided in the final minutes of play. Iowa's 5-4 Big Ten record earned a tie for second place in the West Division.

Iowa won eight games in 2017, including a Pinstripe Bowl victory over Boston College to conclude the season. Along with the bowl win, the Hawkeyes scored over 50 points in November wins over third-ranked Ohio State (55-24) and Nebraska (56-14).

The Iowa offense in 2018 set a school record for most points scored in road games, averaging 42.8 points in the five Big Ten contents. The Hawkeyes averaged 31.2 in all games, the ninth highest single-season total in school history. Iowa led the Big Ten and ranked 14th in the nation in fewest sacks allowed (1.2 per game) and was second in the league and 12th nationally in fourth down conversions (68 percent).

Four of Iowa's offensive linemen earned post-season recognition in 2018. Jackson and senior guard Ross Reynolds earned second-team All-Big Ten honors, while senior center Keegan Render earned third-team honors and Wirfs gained honorable mention recognition. Render and Reynolds were invited to NFL camps immediately following the 2019 NFL Draft, with Reynolds earning a spot on the practice squad of the NFC champion San Francisco 49ers. Quarterback Nate Stanley passed for over 2,800 yards and 26 touchdowns, while Iowa's trio of running backs combined to rush for 1,723 yards and 16 touchdowns.

Due to injuries to returning senior starters Boone Myers and Ike Boettger in 2017, the Hawkeye offensive line included a redshirt freshman at left tackle and a true freshman at right tackle for the majority of the season. The offensive line paved the way for running back Akrum Wadley (1,109) to surpass 1,000 rushing yards for the second straight season, while Stanley passed for 2,437 yards and 26 touchdowns.

Senior guard Sean Welsh earned first-team All-Big Ten honors, junior center James Daniels earned honorable mention recognition, and Jackson was named first-team Freshman All-America by the Football Writers Association of America (FWAA).

Daniels declared for the 2018 NFL Draft and was a second round selection of the Chicago Bears. Boettger and Myers, who both missed the majority of the season due to injury, signed free agent contracts following the draft.

Polasek coached tight ends and fullbacks at Northern Illinois in 2013. The Huskies posted a 12-2 record, advancing to the Mid-American Conference championship game and earning a bid to the Poinsettia Bowl.

Polasek coached at North Dakota State from 2006-12, coaching running backs (2006-12), and tight ends and fullbacks (2010-12). He also served as special teams coordinator from 2010-12.

Polasek was an assistant coach at Wisconsin-Stevens Point for three seasons before initially joining the staff at North Dakota State. He coached defensive backs (2005), wide receivers/tight ends (2003-04) and quarterbacks (spring 2003). He was the special teams coordinator in 2004-05 and passing game coordinator in 2003-04.

Polasek attended Concordia University in Wisconsin, where he is the all-time leading passer. He set single-game, single-season and career records for touchdown passes, passing yards, completions and completion percentage. He was the Badger-Illini Conference Player of the Year in 2000. Polasek was a two-time first team all-conference selection in (2000-01) after earning second team honors in 1999. He was a team captain for two seasons and is a member of the Concordia Hall of Fame.

Polasek graduated from Concordia University in 2002 with a bachelor's degree in physical education. He earned his master's degree from Wisconsin-Stevens Point in 2005.

Polasek was born Aug. 8, 1979, and is a native of Iowa, Wisconsin. His wife's name is Jill.

### Polasek's Coaching Career

| Team                    | Position, Years        |
|-------------------------|------------------------|
| Iowa                    | OL, 2017-present       |
| North Dakota State      | OC, RB, 2012-16        |
| Northern Illinois       | TE, FB, 2013           |
| North Dakota State      | TE, FB, STC, 2010-2012 |
| North Dakota State      | RB, 2006-12            |
| Wisconsin-Stevens Point | DB, 2005               |
| Wisconsin-Stevens Point | WR, TE, 2003-04        |
| Wisconsin-Stevens Point | QB, 2003               |



### Seth Wallace

**Assistant Defensive Coordinator  
Linebackers Coach  
10th Year at Iowa**

Seth Wallace was named linebackers coach at the University of Iowa in January, 2016, and was named assistant defensive coordinator in July, 2017. He served as Iowa's recruiting coordinator in 2014 and 2015, while also coaching cornerbacks and nickelbacks in 2015, and working with the defensive line in 2014. Wallace previously served as a graduate assistant coach on the Iowa staff for three seasons (2006-08).

Iowa has won 47 games over the past five seasons, the highest total in school history over any five-year period, and a total that ranks ninth nationally. Iowa won its final four games of the season and ranked 15th in the nation in the final Associated Press and coaches polls.

The Hawkeyes concluded the 2019 campaign with a 10-3 record following a 49-24 win over No. 22 Southern California in the Holiday Bowl. The three losses were all to ranked opponents by a combined 14 points. The Hawkeyes were 4-1 in trophy games for the third straight season. Iowa has won three straight postseason games and 12 straight nonconference games.

Iowa completed the 2018 season with a 9-4 mark and a final ranking of 25th in the Associated Press national rankings. The Hawkeyes earned a 27-22 Outback Bowl win over No. 18 Mississippi State to close the season with three straight wins. The four losses came by a total of 23 points and all were decided in the final minutes of play. Iowa tied for second in the Big Ten West Division.

The Hawkeyes posted a perfect 12-0 regular season record in 2015, winning the West Division of the Big Ten Conference. Iowa participated in the 2016 Rose Bowl Game and the 2015 Big Ten Championship and ended the season in the top 10 in the final national rankings.

Along with winning its most recent three bowl games, Iowa also participated in the 2017 Outback Bowl, 2016 Rose Bowl Game, 2015 TaxSlayer Bowl and 2014 Outback Bowl. The Hawkeyes have ranked in the final top 10 of both major polls five times in the past 18 seasons.

Iowa has appeared in 11 January bowl games since 2001 and has recorded January bowl wins over Florida (2004 Outback), Louisiana State (2005 Capital One), South Carolina (2009 Outback), Georgia Tech (2010 Orange), and Mississippi State (2019 Outback).

Iowa has won 151 games over the past 18 seasons, including 90 Big Ten games. Along with the 2015 division title, the Hawkeyes earned a share of the Big Ten title in both 2002 and 2004 and tied for second in 2009. Iowa has finished in the Big Ten's first division in 17 of the past 19 years.

The 2019 Hawkeye defense ranked among the top 17 in the nation in scoring defense (5th, 14.0), first downs allowed (9th, 16.6), total defense (12th, 308.2), rushing defense (14th, 112.5), turnover margin (14th, 0.7), and pass efficiency defense (17th, 116.0). Iowa tied for second in the nation in interceptions (20) in 2018 after leading the nation in 2017 with 21. Iowa's 53 thefts over the past three seasons lead the nation.

Senior linebacker Kristian Welch led the Iowa defense in 2019, recording 87 tackles to lead the team despite missing three full games. Welch earned honorable mention All-Big Ten honors. He signed a free agent contract with Baltimore immediately following the 2020 NFL Draft.

Iowa's linebackers were an inexperienced crew in 2018 but contributed greatly to Iowa's high national ranking in several team categories. Amani Hooker, splitting time between safety and outside linebacker, earned All-America recognition while being named the Tatum-Woodson Big Ten Defensive Back of the Year. Hooker declared for the NFL following his junior season and was selected in the fourth round of the 2019 NFL Draft by Tennessee.

The Hawkeye defense led the nation with 21 interceptions in 2017, led by defensive back Josh Jackson, who led the nation individually with eight interceptions to match Iowa's single-season record. Jackson and linebacker Josey Jewell each earned unanimous consensus All-America honors. The Hawkeyes ranked 17th in the nation in scoring defense (19.9), allowing less than 20 points per game for the third consecutive season. Iowa matched a school record with four interception return touchdowns.



Jewell led the Big Ten in tackles for the second time in three seasons (he was second as a junior) and ranked fourth in the nation in tackles per game (11.3). He earned unanimous consensus All-America honors and was named the Big Ten Conference linebacker and defensive Player of the Year. Jewell earned the Lott IMPACT Trophy and the Jack Lambert Trophy, and was a finalist for the Nagurski Trophy.

Jewell became the third Hawkeye selected in the 2018 NFL Draft when he was selected in the fourth round by the Denver Broncos. Ben Niemann, also a three-year starter for the Hawkeyes, has been a key defensive contributor for the Super Bowl Champion Kansas City Chiefs for the past two seasons.

Jewell led the Iowa defense in 2016, ranking second in the conference in tackles while earning second-team All-Big Ten honors for the second consecutive season. The Hawkeyes ranked 13th in the nation in scoring defense and red zone defense, 19th in pass efficiency defense, and 23rd in total defense.

Iowa ranked first in the Big Ten and 10th in the nation in pass interceptions in 2015, while also ranking in the top 20 nationally in pass break-ups, turnover margin, turnovers gained, and rushing defense. Seven defensive players earned All-Big Ten recognition.

In 2014, Wallace assisted with an Iowa defense that ranked seventh in the nation in pass defense and 22nd in total defense. Iowa led the Big Ten and ranked second in the nation in fewest penalties and penalty yards. Senior tackles Carl Davis and Louis Trinca-Pasat, along with junior end Drew Ott, were each named second-team All-Big Ten.

Wallace returned to the Iowa staff from Valdosta State University, where he served as defensive coordinator from 2010-13. Wallace coached the Valdosta State defensive line in 2013 and the defensive backs from 2009-2012. He joined the Valdosta State staff after his three-year stint with the Iowa program.

In his 18 seasons coaching on the collegiate level, Wallace has served as both offensive and defensive coordinator, coached defensive backs, defensive line and wide receivers, along with holding special teams duties in 13 of the 17 seasons.

Iowa won the Outback Bowl following the 2008 season and also played in the 2006 Alamo Bowl. Valdosta State appeared in the NCAA Division II playoffs in 2010 and won the national title in 2012, while Coe College advanced to the Division III quarterfinals in 2002. He has coached 14 players who have earned All-America recognition and 18 players who have gone on to play professional football.

Wallace helped Valdosta State win the 2012 NCAA Division II national title with a 12-2 overall record. Valdosta State won the 2010 Gulf South Conference title and advanced to the NCAA playoffs. Since 2010, Valdosta State has ranked in the top 25 percent nationally in several defensive categories, including scoring defense, pass efficiency defense, red zone defense, interceptions and turnovers gained.

In both 2010 and 2011, Valdosta State ranked in the top three in the conference in seven defensive categories. The Valdosta State defense scored seven touchdowns and recorded three safeties. Valdosta State special teams led the league in kickoff coverage in 2010 and ranked second in 2011.

During his previous time on the Iowa coaching staff, Wallace worked with the Iowa defense, primarily the defensive secondary. The Hawkeyes posted a 9-4 record in 2008, including a win over South Carolina in the 2009 Outback Bowl. Iowa ranked fourth in the nation while tying a school record with 23 interceptions in 2008. Iowa led the Big Ten and ranked fifth nationally in pass efficiency defense (98.3) and scoring defense (13.0). Iowa also led the Big Ten in fewest touchdowns allowed, turnovers gained, pass efficiency defense and punt return defense.

Wallace also gained college coaching experience at Lake Forest College (2003-05) in Lake Forest, Illinois, and Coe College (2001-02) in Cedar Rapids, Iowa. He was offensive coordinator at Lake Forest in 2004 and 2005 as the team set school records for passing offense and total offense.

Lake Forest posted an 8-2 record in 2004 after a 7-3 mark the previous season. Wallace was defensive secondary coach and special teams coordinator in 2003 as Lake Forest led the conference in scoring defense, pass defense and total defense.

Wallace began his coaching career at Coe College in 2001, serving as wide receivers and tight ends coach, while assisting with special teams for two seasons. Coe posted a 10-2 record in 2002, winning the Iowa Conference title while ranking 14th nationally in Division III. The 10 wins set a school record for single season victories as Coe ranked first in the league in total offense in 2002 and first in passing offense in 2001. The Kohawks ranked first in the league and second in the nation in kickoff returns in 2001 and first and 11th in that category, respectively, the following season.

Wallace attended Grinnell High School in Grinnell, Iowa, and was a four-year letterman (1997-2000) in football at Coe College. He was a team captain and twice earned all-conference honors as a wide receiver at Coe. He led the league in receiving in 2000 and ranks in the top four at Coe in season and career receiving. Wallace led the nation in punt returns in 1997 and is Coe's career leader. He earned all-state honors as a prep and competed in the Iowa Shrine Bowl following his senior season.

Wallace earned his bachelor's degree in physical education from Coe College in 2001 and his master's degree in sports management from the University of Iowa in 2008.

Wallace was born Jan. 8, 1979, in Danville, Kentucky. He and his wife, Erica, have a son, Landry, and a daughter, Maci.

### Wallace's Coaching Career

| Team           | Position, Years        |
|----------------|------------------------|
| Iowa           | ADC, LBs, 2017-present |
| Iowa           | LB, 2016               |
| Iowa           | RC, CB, NB, 2015       |
| Iowa           | RC, 2014-15            |
| Valdosta State | DC, 2011-13            |
| Valdosta State | DL, 2013               |
| Valdosta State | DB, 2009-12            |
| Iowa           | GA, 2006-08            |
| Lake Forest    | OC, ST, 2004-05        |
| Lake Forest    | DB, ST, 2003           |
| Coe College    | WR, TE, ST, 2001-02    |



**Raimond Braithwaite**  
**Interim Head Strength & Conditioning Coach**  
**16th Year at Iowa**

Raimond Braithwaite is in his 16th year as a member of the strength and conditioning staff with the University of Iowa football program. He was named interim director in June, 2020. Braithwaite was a member of the Iowa staff from 2002-04 and rejoined the Hawkeye program after serving as the head strength and conditioning coach at Delaware State (2005-07).

Iowa has won 47 games over the past five seasons, the highest total in school history over any five-year period, and a total that ranks ninth nationally. Iowa won its final four games in 2019 and ranked 15th in the nation in the final Associated Press and coaches polls.

The Hawkeyes concluded the 2019 campaign with a 10-3 record following a 49-24 win over No. 22 Southern California in the Holiday Bowl. The three losses were all to ranked opponents by a combined 14 points. The Hawkeyes were 4-1 in trophy games for the third straight season. Iowa has won three straight postseason games and 12 straight nonconference games.

Iowa completed the 2018 season with a 9-4 mark and a final ranking of 25th in the Associated Press national rankings. The Hawkeyes earned a 27-22 Outback Bowl win over No. 18 Mississippi State to close the season with three straight wins. The four losses came by a total of 23 points and all were decided in the final minutes of play. Iowa tied for second in the Big Ten West Division.

The Hawkeyes posted a perfect 12-0 regular season record in 2015, winning the West Division of the Big Ten Conference. Iowa participated in the 2016 Rose Bowl Game and the 2015 Big Ten Championship and ended the season in the top 10 in the final national rankings.

Along with winning its most recent three bowl games, Iowa also participated in the 2017 Outback Bowl, 2016 Rose Bowl Game, 2015 TaxSlayer Bowl and 2014 Outback Bowl. The Hawkeyes have ranked in the final top 10 of both major polls five times in the past 18 seasons.

Iowa has won 151 games over the past 18 seasons, including 90 Big Ten games. Along with the 2015 division title, the Hawkeyes earned a share of the Big Ten title in both 2002 and 2004 and tied for second in 2009. Iowa has finished in the Big Ten's first division in 17 of the past 19 years.

At Delaware State, Braithwaite helped lead the Hornets to a 25-9 record in three seasons. In 2007, Delaware State finished 10-2, the best season in school history. The Hornets also won the Mid-Eastern Athletic Conference with a perfect 8-0 record. Delaware State was ranked as high as eighth during the season and finished the season ranked 15th after a loss to Delaware in the first round of the playoffs. Delaware State was 7-4 in 2005 and 8-3 in 2006.

Braithwaite assisted in opening a new 10,000 square-foot weight facility at Delaware State, which is one of the largest in the region. Delaware State was coached by Al Lavan, who served on the Baltimore Ravens staff with Iowa Coach Kirk Ferentz. Lavan finished as the runner-up for national Coach of the Year honors in 2007.

Braithwaite first joined the Iowa football program after serving as a graduate assistant strength and conditioning coach at Florida State University during the 2002 spring. Braithwaite worked with the football and women's golf teams at Florida State, where his responsibilities included lifting technique instruction, organization of football lifting groups, assisting in the administration of torso development and dynamic warm-up to football lifting groups and assisting in the maintenance of equipment in the weight room facility.

Braithwaite served as an intern at Florida State during the fall of 2001, assisting in the instruction of workout programs for various FSU athletic teams, including football, softball and men's and women's golf.

Braithwaite earned a bachelor's degree in Sports Science from the University of West Florida in 1999 and earned his master's degree in Science in Exercise Physiology from Florida State University in 2001.

Raimond is a certified member of the Collegiate Strength and Conditioning Coaches Association (CSCCa).

Raimond was born Nov. 11, 1977, in Queens, New York. Raimond and his wife, Jenny, have four children, Conner, Cameron, Maxine, and Kingston.



**Kohle Helle****Assistant Strength & Conditioning Coach  
Fourth Year at Iowa**

Kohle Helle is in his second year with the Iowa football program. Helle is in his first year as assistant strength and conditioning coach. He served as the manager of nutrition and performance analytics for Iowa football in 2019 after joining Iowa's strength and conditioning refueling and analytics staff in August, 2018.

He previously served as a strength and conditioning intern with Iowa football from January to May in 2018.

The Hawkeyes concluded the 2019 campaign with a 10-3 record following a 49-24 win over No. 22 Southern California in the Holiday Bowl. The three losses were all to ranked opponents by a combined 14 points. The Hawkeyes were 4-1 in trophy games for the third straight season. Iowa has won three straight postseason games and 12 straight nonconference games.

Iowa completed the 2018 season with a 9-4 mark and a final ranking of 25th in the Associated Press national rankings. The Hawkeyes earned a 27-22 Outback Bowl win over No. 18 Mississippi State to close the season with three straight wins. The four losses came by a total of 23 points and all were decided in the final minutes of play. Iowa tied for second in the Big Ten West Division.

As the manager of nutrition and performance analytics, Helle prepared daily analytic reports for student-athlete recovery, managed GPS technology and Fatigue Science performance tracking data, coached athletes on proper exercise technique, and assisted with other areas of the strength and conditioning program.

Helle was a strength and conditioning intern at Central College (2015-17) and was an intern at North Carolina-Charlotte during the summer, 2016.

Helle is a certified Strength and Conditioning Specialist (CSCS), is Strength and Conditioning Coach Certified (SCCC), and is American Red Cross certified for First Aid, CPR, and AED.

Helle attended Central College as an undergraduate, earning his bachelor's degree in Exercise Science – Strength and Conditioning, with a minor in Communication Studies. He was a four-year letterman in football, where he holds the single-game record for rushing yards by a quarterback. He was also elected to the team leadership council.

Helle was born in 1995, and is a native of Guttenberg, Iowa.

**Ben Morse****Assistant Strength and Conditioning Coach  
First Year at Iowa**

Ben Morse is in his first year with the University of Iowa football program, serving as assistant strength and conditioning coach. Morse previously served as an intern with the Hawkeye football program in 2017.

Morse joined the Iowa program after serving as an assistant strength and conditioning coach at Boston University the past two years, where he worked with the men's basketball, men's soccer and swimming & diving programs. During his time at Boston University, the Terrier men's basketball team earned the 2020 Patriot League championship.

Morse previously was part of the Terriers strength and conditioning staff as an intern and graduate assistant in 2016-17. He worked with the swimming & diving, lacrosse, rowing, golf, field hockey, track & field and cross country programs, working in the areas of team speed, agility, conditioning, power, strength, and flexibility programs.

Prior to his time in Division I athletics, Morse was a strength and conditioning coach and coordinator at Body Resolution in Williston, Vermont (2012-15).

Morse is a Certified Strength and Conditioning Specialist by the National Strength and Conditioning Association and is also Strength & Conditioning Coach certified by the Collegiate Strength & Conditioning Coaches Association.

Morse is a 2012 graduate of the University of Vermont, earning a bachelor's degree in both economics and political science. Morse earned his master's degree in applied human development, with a concentration in physical education and coaching, from Boston University.

Morse was born 1990. He is single.



**Cody Myers**  
 Assistant Strength & Conditioning Coach  
 Seventh Year at Iowa

Cody Myers is in his seventh year as an assistant strength and conditioning coach with the University of Iowa football program.

Iowa has won 47 games over the past five seasons, the highest total in school history over any five-year period, and a total that ranks ninth nationally. Iowa won its final four games in 2019 and ranked 15th in the nation in the final Associated Press and coaches polls.

The Hawkeyes concluded the 2019 campaign with a 10-3 record following a 49-24 win over No. 22 Southern California in the Holiday Bowl. The three losses were all to ranked opponents by a combined 14 points. The Hawkeyes were 4-1 in trophy games for the third straight season. Iowa has won three straight postseason games and 12 straight nonconference games.

Iowa completed the 2018 season with a 9-4 mark and a final ranking of 25th in the Associated Press national rankings. The Hawkeyes earned a 27-22 Outback Bowl win over No. 18 Mississippi State to close the season with three straight wins. The four losses came by a total of 23 points and all were decided in the final minutes of play. Iowa tied for second in the Big Ten West Division.

The Hawkeyes posted a perfect 12-0 regular season record in 2015, winning the West Division of the Big Ten Conference. Iowa participated in the 2016 Rose Bowl Game and the 2015 Big Ten Championship and ended the season in the top 10 in the final national rankings.

Along with winning its most recent three bowl games, Iowa also participated in the 2017 Outback Bowl, 2016 Rose Bowl Game, 2015 TaxSlayer Bowl and 2014 Outback Bowl. The Hawkeyes have ranked in the final top 10 of both major polls five times in the past 18 seasons.

Myers previously served as assistant coordinator of strength and conditioning at Coe College. He was an intern with the Iowa football strength and conditioning program beginning in 2014.

At Coe, Myers designed and implemented strength and conditioning programs for the baseball and softball programs, while assisting with the football, volleyball, men's and women's basketball and wrestling teams.

Myers is a Certified Strength and Conditioning Coach Certified (SCCC) through the Collegiate Strength and Conditioning Coaches Association.

Myers is a veteran of the United States Marine Corps (2003-10) and a veteran of the Iraq War and the Global War on Terrorism. While serving, he held earned the rank of Corporal and held the positions of Fire Team Leader and Vehicle Commander. He conducted security operations and escorted high ranking officials.

Myers earned his Associate Degree from Kirkwood Community College and his bachelor's degree in physical education from Coe College in 2015. He earned a Masters of Science degree in exercise science in performance enhancement and injury prevention from California University of Pennsylvania.

Myers was born May 8, 1984, and is a native of Keosauqua, Iowa, where he attended Van Buren High School. His wife's name is Nicole, and he has a son, Gunner, and two daughters, Hadley and Hayley.



**Drew Heitland**  
 Nutrition & Performance Analytics  
 First Year at Iowa

Drew Heitland is in his first year with the University of Iowa football program, serving as manager of nutrition and performance analytics.

Heitland prepares daily analytic reports for student-athlete recovery, manages GPS technology and Fatigue Science performance tracking data, coach's athletes on proper exercise technique, and assists with other areas of the strength and conditioning program.

Heitland returns to the Hawkeye program from the University of Missouri, where he was an assistant athletic performance coach in 2019. Heitland served as an intern with the Iowa strength and condition program from May-August, 2018. Along with his previous internship with Iowa football, Heitland was a strength and conditioning intern at Coe College during the 2017-18 academic year.

Heitland holds CSCS certification, K-12 teaching authorization, and Coaching Authorization from the state of Iowa. He holds his Health Endorsement and is American Red Cross certified for CPR/AED/First Aid.

Heitland earned his bachelor's degree from Coe College in 2018, majoring in physical education with a strength and conditioning emphasis. He will earn his master's degree in exercise science from Concordia University in St. Paul, Minnesota, in 2020.

Heitland was born 1996, and is a native of Cedar Rapids, Iowa.





**Paul Federici**  
**Director of Football Operations**  
**17th Year at Iowa**

Paul Federici is in his 17th year working with the University of Iowa football program. Federici is in his 12th year as director of football operations after serving as director of athletic training services for five years.

Federici coordinates many of the off the field logistics, as well as practice schedules and other football related items, for head coach Kirk Ferentz and the Hawkeye football program.

Iowa has won 47 games over the past five seasons, the highest total in school history over any five-year period, and a total that ranks ninth nationally. Iowa won its final four games of the season and ranked 15th in the nation in the final Associated Press and coaches polls.

The Hawkeyes concluded the 2019 campaign with a 10-3 record following a 49-24 win over No. 22 Southern California in the Holiday Bowl. The three losses were all to ranked opponents by a combined 14 points. The Hawkeyes were 4-1 in trophy games for the third straight season. Iowa has won three straight postseason games and 12 straight nonconference games.

Iowa completed the 2018 season with a 9-4 mark and a final ranking of 25th in the Associated Press national rankings. The Hawkeyes earned a 27-22 Outback Bowl win over No. 18 Mississippi State to close the season with three straight wins. The four losses came by a total of 23 points and all were decided in the final minutes of play. Iowa tied for second in the Big Ten West Division.

Iowa won eight games in both 2016 and 2017, including a Pinstripe Bowl victory to conclude the 2017 campaign. The Hawkeyes posted a perfect 12-0 regular season record in 2015, winning the West Division of the Big Ten Conference. Iowa participated in the 2016 Rose Bowl Game and the 2015 Big Ten Championship and ended the season in the top 10 in the final national rankings.

The Hawkeyes posted a perfect 12-0 regular season record in 2015, winning the West Division of the Big Ten Conference. Iowa participated in the 2016 Rose Bowl Game and the 2015 Big Ten Championship and ended the season in the top 10 in the final national rankings.

Along with winning its most recent three bowl games, Iowa also participated in the 2017 Outback Bowl, 2016 Rose Bowl Game, 2015 TaxSlayer Bowl and 2014 Outback Bowl. The Hawkeyes have ranked in the final top 10 of both major polls five times in the past 18 seasons.

Iowa has appeared in 11 January bowl games since 2001 and has recorded January bowl wins over Florida (2004 Outback), Louisiana State (2005 Capital One), South Carolina (2009 Outback), Georgia Tech (2010 Orange), and Mississippi State (2019 Outback).

Iowa has won 151 games over the past 18 seasons, including 90 Big Ten games. Along with the 2015 division title, the Hawkeyes earned a share of the Big Ten title in both 2002 and 2004 and tied for second in 2009. Iowa has finished in the Big Ten's first division in 17 of the past 19 years.

In his first season as director of football operations, Federici assisted with the planning, coordination and implementation of Iowa's daily operation and travel plans as the Hawkeyes concluded the 2009

season with a 24-14 win in the 2010 FedEx Orange Bowl and a national ranking of seventh in the nation.

Federici has assisted in 15 bowl games during his career, including the 2001 Senior Bowl, 2005 Capital One Bowl, 2006, 2009, 2014, 2017 and 2019 Outback bowls, 2006 Alamo Bowl, 2010 Orange Bowl, both the 2010 and 2011 Insight bowls, the 2015 TaxSlayer Bowl, 2016 Rose Bowl, 2017 Pinstripe Bowl, and 2019 Holiday Bowl.

Federici also served as a championship team operations liaison at the college football playoff national championship games from 2015-19.

Federici joined the Iowa Athletic Department staff in 2004 after serving as the head athletic trainer for the Seattle Seahawks for five seasons. Prior to joining the Seahawks in January, 1999, Federici was the head athletic trainer at Vanderbilt University from 1994-99.

As an assistant athletic trainer at Vanderbilt from 1987-1993, Federici worked with football, baseball, men's basketball and men's and women's golf teams. He was named head athletic trainer for the Commodores in 1994, and was recognized as the College Athletic Trainer of the Year by the Tennessee Athletic Trainers Society that year.

Certified by the National Athletic Trainers Association in 1985, Federici served as a test site administrator and host athletic trainer for the N.A.T.A. Board of Certification examinations from 1991-95. He has volunteered for the Tennessee State Amateur Games, the LPGA Sara Lee Tournament at Hermitage Golf Club, and the Senior PGA Bell South Tournament at Springhouse Golf Club. Federici was a case study presenter at the 2001 A.O.S.S.M. meeting in Phoenix, Ariz., as well as the 2002 N.A.T.A. June Symposium in Dallas, Texas.

While at Vanderbilt, Federici served on several athletic department committees, including the Mission/Vision planning team, the External Communications Committee, the Management Team of Department Heads and the Sports Nutrition Planning Team.

Federici earned his B.S. degree in Health Education from Penn State University in 1985 and his M.Ed. in Health Promotion/Education from Vanderbilt in 1991.

Federici was born in Findlay, Ohio, and grew up in Oakmont, Pennsylvania. He and his wife, Teddie, have a son, Noah.



**Ben Hansen**  
**Assistant Director of Football Operations**  
**Eighth Year at Iowa**

Ben Hansen is in his eighth year as assistant director of football operations at the University of Iowa. Hansen previously worked with the Iowa defensive line as a student assistant (2009-2011).

Iowa has won 47 games over the past five seasons, the highest total in school history over any five-year period, and a total that ranks ninth nationally. Iowa won its final four games in 2019 and ranked 15th in the nation in the final Associated Press and coaches polls.

The Hawkeyes concluded the 2019 campaign with a 10-3 record following a 49-24 win over No. 22 Southern California in the Holiday Bowl. The three losses were all to ranked opponents by a combined 14 points. The Hawkeyes were 4-1 in trophy games for the third straight season. Iowa has won three straight postseason games and 12 straight nonconference games.

Iowa completed the 2018 season with a 9-4 mark and a final ranking of 25th in the Associated Press national rankings. The Hawkeyes earned a 27-22 Outback Bowl win over No. 18 Mississippi State to close the season with three straight wins. The four losses came by a total of 23 points and all were decided in the final minutes of play. Iowa tied for second in the Big Ten West Division.

The Hawkeyes posted a perfect 12-0 regular season record in 2015, winning the West Division of the Big Ten Conference. Iowa participated in the 2016 Rose Bowl Game and the 2015 Big Ten Championship and ended the season in the top 10 in the final national rankings.

Along with winning its most recent three bowl games, Iowa also participated in the 2017 Outback Bowl, 2016 Rose Bowl Game, 2015 TaxSlayer Bowl and 2014 Outback Bowl. The Hawkeyes have ranked in the final top 10 of both major polls five times in the past 18 seasons.

Iowa has won 151 games over the past 18 seasons, including 90 Big Ten games. Along with the 2015 division title, the Hawkeyes earned a share of the Big Ten title in both 2002 and 2004 and tied for second in 2009. Iowa has finished in the Big Ten's first division in 17 of the past 19 years.

Hansen served on the 2019 Teamworks Football Leadership Committee. He also served on the 2016 Rose Bowl Advisory Committee as the Hawkeyes were selected to play in the Rose Bowl following the Big Ten title game.

Prior to rejoining the Iowa program, Hansen served as a graduate teaching assistant while working towards his master's degree at the University of Tennessee. He served as a board member for Partners In Sports while earning his master's degree in sport management from Tennessee in 2013.

Hansen also served as an intern at Stanford University with facilities, operations and event management within the Cardinal Athletic Department.

In his previous stint with the Iowa football program, Hansen worked with the defensive line in 2009 and 2010, as the Hawkeyes compiled a two-year record of 19-7. Iowa won the Orange Bowl following the 2009 season and the Insight Bowl following the 2010 campaign, defeating a ranked opponent in both contests.

Hansen also served as a youth basketball and football coach through the Mercer Aquatic Center in Iowa City. He earned his bachelor's degree in recreation management from Iowa in 2010.

Hansen is a native of Hampton, Iowa, and graduated from Hampton-Dumont High School. As a prep he lettered in football, basketball and track.

Hansen was born Feb. 5, 1988, in Marshalltown, Iowa. He and his wife, Emily, have two sons, Baylor and Shep.



**Sam Brincks**  
**Interim Director of Player Development**  
**Second year at Iowa**

Sam Brincks is serving as interim director of player development. Brincks was a four-year letterman for the Hawkeyes during his playing career (2015-18). He redshirted in 2014 after joining the program as a walk-on and in 2019 assisted Iowa's recruiting staff.

Iowa has won 47 games over the past five seasons, the highest total in school history over any five-year period, and a total that ranks ninth nationally. Iowa won its final four games in 2019 and ranked 15th in the nation in the final Associated Press and coaches polls.

The Hawkeyes concluded the 2019 campaign with a 10-3 record following a 49-24 win over No. 22 Southern California in the Holiday Bowl. The three losses were all to ranked opponents by a combined 14 points. The Hawkeyes were 4-1 in trophy games for the third straight season. Iowa has won three straight postseason games and 12 straight nonconference games.

Iowa completed the 2018 season with a 9-4 mark and a final ranking of 25th in the Associated Press national rankings. The Hawkeyes earned a 27-22 Outback Bowl win over No. 18 Mississippi State to close the season with three straight wins. The four losses came by a total of 23 points and all were decided in the final minutes of play. Iowa tied for second in the Big Ten West Division.

The Hawkeyes posted a perfect 12-0 regular season record in 2015, winning the West Division of the Big Ten Conference. Iowa participated in the 2016 Rose Bowl Game and the 2015 Big Ten Championship and ended the season in the top 10 in the final national rankings.

As a defensive tackle, Brincks recorded 40 career tackles, two pass break-ups and one recovered fumble. On special teams he scored on a 10-yard touchdown reception as part of the field goal unit at Penn State in 2018. He started all 13 games as a senior and was the recipient of the Brett Greenwood Award for defense. Brincks twice earned Academic All-Big Ten distinction.

Brincks is a native of Carroll, Iowa, and graduated from Kuemper Catholic High School. As a prep he earned first-team all-conference and all-state honors as a junior and senior, seeing action as both an offensive and defensive lineman. Kuemper posted a perfect 14-0 record while winning the Class 2-A state title his senior season. Brincks was a football team captain as a senior. He was a three-year letterman in both basketball and track, earning all-state basketball honors as a junior and senior.

Brincks earned his bachelor's degree in sport and recreation management from Iowa in 2018.

Brincks was born October 20, 1995. He is single.





**Scott Southmayd**  
**Director of Player Personnel**  
**19th Year at Iowa**

Scott Southmayd is in his 19th season with the University of Iowa football program. He is in his seventh year as director of player personnel. Southmayd served as Iowa's quality control director for eight years (2006-13) and administrative assistant for four years (2002-05).

As Iowa's director of player personnel, Southmayd is involved in many facets of the football program; with the focus being on assisting with Iowa's recruiting efforts. His main responsibilities include prospect identification, roster management, and on-campus recruiting.

As Iowa's quality control director, Southmayd assisted the recruiting coordinator with the administration of the recruiting process, hosting prospective student-athletes during their visit to campus and gathering information on recruits. He also served as a liaison with other University administration and support areas.

As Iowa's administrative assistant, Southmayd assisted the coaching staff in compiling statistical information, gathering information on opponents and recruits and assisting in the day to day operation of the football office.

Iowa has won 47 games over the past five seasons, the highest total in school history over any five-year period, and a total that ranks ninth nationally. Iowa won its final four games in 2019 and ranked 15th in the nation in the final Associated Press and coaches polls.

The Hawkeyes concluded the 2019 campaign with a 10-3 record following a 49-24 win over No. 22 Southern California in the Holiday Bowl. The three losses were all to ranked opponents by a combined 14 points. The Hawkeyes were 4-1 in trophy games for the third straight season. Iowa has won three straight postseason games and 12 straight nonconference games.

Iowa completed the 2018 season with a 9-4 mark and a final ranking of 25th in the Associated Press national rankings. The Hawkeyes earned a 27-22 Outback Bowl win over No. 18 Mississippi State to close the season with three straight wins. The four losses came by a total of 23 points and all were decided in the final minutes of play. Iowa tied for second in the Big Ten West Division.

The Hawkeyes posted a perfect 12-0 regular season record in 2015, winning the West Division of the Big Ten Conference. Iowa participated in the 2016 Rose Bowl Game and the 2015 Big Ten Championship and ended the season in the top 10 in the final national rankings.

Along with winning its most recent three bowl games, Iowa also participated in the 2017 Outback Bowl, 2016 Rose Bowl Game, 2015 TaxSlayer Bowl and 2014 Outback Bowl. The Hawkeyes have ranked in the final top 10 of both major polls five times in the past 18 seasons.

Iowa has won 151 games over the past 18 seasons, including 90 Big Ten games. Along with the 2015 division title, the Hawkeyes earned a share of the Big Ten title in both 2002 and 2004 and tied for second in 2009. Iowa has finished in the Big Ten's first division in 17 of the past 19 years.

Prior to coming to the University of Iowa, Southmayd was a student coach at Central College in Pella, Iowa, from 1998 to 2001. While at

Central, he coached the receivers and worked primarily with the offense. In that time span, Central won three Iowa Conference football championships and participated in four NCAA Division III playoffs. In the summer of 2001, Scott served as an intern with the University of Northern Iowa football program.


Southmayd graduated cum laude from Central College in 2002 with a B.A. in general studies. While at Central, he was the recipient of the Marjorie Giles Leadership Award. Southmayd earned a master's degree in recreation sport management and leisure studies from the University of Iowa in 2004.

A native of Readlyn, Iowa, Southmayd attended Wapsie Valley High School and played on a state championship football team coached by his father, Jerry Southmayd. Scott was awarded the National Football Foundation and College Football Hall of Fame Iowa High School Scholar-Athlete Award in 1998.

Southmayd was born in Waverly, Iowa. Scott and his wife, Elizabeth, have three children, sons Landon and Carter, and a daughter, Hannah.

### Southmayd's Coaching Career

| Team            | Position, Years   |
|-----------------|-------------------|
| Iowa            | DPP, 2014-present |
| Iowa            | QC, 2006-13       |
| Iowa            | AA, 2002-05       |
| Central College | SA, 1998-2001     |



**Tyler Barnes**  
 Director of Recruiting  
 Ninth Year at Iowa

Tyler Barnes was named director of recruiting in April, 2016. Barnes previously served on the Iowa staff in student assistant (2009-10), graduate assistant (2011), and administrative assistant (2012) capacities. As director of recruiting, Barnes has a lead role in all aspects of prospect identification, assisting the coaching staff in off-campus recruiting efforts, and coordinating all aspects of on-campus recruiting activities.

Iowa has won 47 games over the past five seasons, the highest total in school history over any five-year period, and a total that ranks ninth nationally. Iowa won its final four games in 2019 and ranked 15th in the nation in the final Associated Press and coaches polls.

The Hawkeyes concluded the 2019 campaign with a 10-3 record following a 49-24 win over No. 22 Southern California in the Holiday Bowl. The three losses were all to ranked opponents by a combined 14 points. The Hawkeyes were 4-1 in trophy games for the third straight season. Iowa has won three straight postseason games and 12 straight nonconference games.

Iowa completed the 2018 season with a 9-4 mark and a final ranking of 25th in the Associated Press national rankings. The Hawkeyes earned a 27-22 Outback Bowl win over No. 18 Mississippi State to close the season with three straight wins. The four losses came by a total of 23 points and all were decided in the final minutes of play. Iowa tied for second in the Big Ten West Division.

The Hawkeyes posted a perfect 12-0 regular season record in 2015, winning the West Division of the Big Ten Conference. Iowa participated in the 2016 Rose Bowl Game and the 2015 Big Ten Championship and ended the season in the top 10 in the final national rankings.

Along with winning its most recent three bowl games, Iowa also participated in the 2017 Outback Bowl, 2016 Rose Bowl Game, 2015 TaxSlayer Bowl and 2014 Outback Bowl. The Hawkeyes have ranked in the final top 10 of both major polls five times in the past 18 seasons.

Barnes rejoined the Iowa staff after serving on the Vanderbilt University football staff for three years. He held the position of director of player personnel for two years after serving as co-recruiting coordinator in 2013.

In his previous roles at Iowa, Barnes assisted the coaching staff in compiling statistical information, and gathering information on opponents and recruits, while assisting in the day to day operations of the football program. He has also assisted with Iowa football camps and coaching clinics.

Barnes earned his bachelor's degree from the University of Iowa in 2009, with a double major in Finance and Sports Studies. He earned his master's degree from Iowa in Recreation and Sports Management in 2011.

Barnes is a native of Decatur, Illinois, and a graduate of MacArthur HS.

Tyler was born May 14, 1985, in Peoria, Illinois. Tyler and his wife, Joanne, have a daughter, Blakely, and a son, Beckett.



**Dylan Chmura**  
 Graduate Assistant  
 Second Year at Iowa

Dylan Chmura is in his second year as a graduate assistant coach with the Iowa football program. He assists with the Hawkeye offensive line after joining the staff prior to 2019 spring practice.

The Hawkeyes concluded the 2019 campaign with a 10-3 record following a 49-24 win over No. 22 Southern California in the Holiday Bowl. The three losses were all to ranked opponents by a combined 14 points. The Hawkeyes were 4-1 in trophy games for the third straight season. Iowa has won three straight postseason games and 12 straight nonconference games.

Iowa's efficient offense in 2019 featured junior tackle Tristan Wirfs, the Big Ten's Rimington-Pace Offensive Lineman of the Year. Wirfs earned first-team All-America honors from as many as three national outlets. Junior tackle Alaric Jackson earned third-team All-Big Ten honors and redshirt freshman center Tyler Linderbaum was named honorable mention All-Big Ten. Wirfs declared for the 2020 NFL Draft following his junior season.

Iowa ranked third in the Big Ten in fewest sacks allowed in 2019 (1.8), led the league in red zone offense, ranked second in fourth down conversions and fourth in time of possession.

Chmura joined the Hawkeye program from Fresno State, where he worked with the offensive line in 2017 and 2018. Fresno State won the 2017 Hawaii Bowl in posting a 10-4 overall record. Fresno State had the biggest won-loss turnaround in college football after having won just one game in 2016.

In 2018, Fresno State ranked in the top five nationally in fewest sacks and fewest tackles for loss allowed. The Fresno State offense averaged 34.9 points and 420 yards total offense per game, with 28 rushing touchdowns. Two Fresno State offensive linemen earned all-conference honors as the Bulldogs won the Mountain West Conference championship.

In 2017, Fresno State had all starting members of the offensive line earn all-conference recognition. The Bulldogs ranked among national leaders in sacks allowed and tackles for loss while averaging 27.1 points and 380 yards total offense per game.


In 2016, Chmura joined the Michigan State staff as a student coach, foregoing two seasons of eligibility in respect to multiple concussions suffered. He assisted with the Spartan offensive line and tight ends, as well as the long snappers on special teams.

Chmura played as a tight end and long snapper at Michigan State (2013-16). He was a two-year letterman and was a part of Big Ten championship teams in 2013 and 2015. The Spartans won the 2014 Rose Bowl and 2015 Cotton Bowl, while also participating in the 2016 College Football Playoffs.

The Waukesha, Wisconsin, native (Waukesha West High School) joined MSU as one of the nation's top tight end recruits -- ranked by MaxPreps.com (No. 24) and Rivals.com (No. 35). His father, Mark Chmura, played tight end at Boston College and spent seven years with the NFL's Green Bay Packers (1993-99).

Chmura earned a bachelor's degree in interdisciplinary studies of social science from Michigan State in 2017 and a master's degree in education from Fresno State in 2019. He is currently pursuing a master's degree in Sports and Recreational Management.

Chmura was born November 25, 1994. He is single.



**Justin Flood**  
Graduate Assistant  
Fifth year at Iowa

Justin Flood is in his first year as a graduate assistant coach with Iowa football and his fifth year overall with the program. He assists with the Hawkeye defense after joining the staff prior to 2019 spring practice. Flood served as a special teams assistant in 2018 and 2019. He joined the

Iowa football program as a student manager in January, 2015.

Iowa has won 47 games over the past five seasons, the highest total in school history over any five-year period, and a total that ranks ninth nationally. Iowa won its final four games in 2019 and ranked 15th in the nation in the final Associated Press and coaches polls.

The Hawkeyes concluded the 2019 campaign with a 10-3 record following a 49-24 win over No. 22 Southern California in the Holiday Bowl. The three losses were all to ranked opponents by a combined 14 points. The Hawkeyes were 4-1 in trophy games for the third straight season. Iowa has won three straight postseason games and 12 straight nonconference games.

Iowa completed the 2018 season with a 9-4 mark and a final ranking of 25th in the Associated Press national rankings. The Hawkeyes earned a 27-22 Outback Bowl win over No. 18 Mississippi State to close the season with three straight wins. The four losses came by a total of 23 points and all were decided in the final minutes of play. Iowa tied for second in the Big Ten West Division.

Along with winning its most recent three bowl games, Iowa also participated in the 2017 Outback Bowl, 2016 Rose Bowl Game, 2015 TaxSlayer Bowl and 2014 Outback Bowl.

Flood has worked with all phases of Iowa's special teams the past two seasons, including film breakdown of all phases, play book diagraming, weekly scouting reports, practice scripts, and assisting drills and scout teams during practice.

Iowa's special teams were led in 2019 by kicker Keith Duncan and kickoff return specialist and wide receiver Ihmir Smith-Marsette. Duncan earned consensus first-team All-America honors and was one of three finalists for the Lou Groza Award. Duncan led the nation with 29 field goals (34 attempts), a total that ranks sixth-best in NCAA history. Duncan was named the Bakken-Andersen Kicker of the Year in the Big Ten while ranking 16th in the nation in scoring (119 points).

Smith-Marsette led the Big Ten and ranked second in the nation with two kickoff return touchdowns. He had touchdown returns in back-to-back wins over Nebraska (95 yards) and Southern California (98 yards). Smith-Marsette was named the offensive MVP of the Holiday Bowl, becoming the second Iowa player in school history with a rushing, receiving and kick return touchdown in the same game.

Smith-Marsette helped Iowa's kick return team rank sixth in the nation (26.6), while Iowa was also eighth nationally in kickoff coverage (17.2).

The performance of special teams played a key role in Iowa's success in 2018. The Hawkeyes led the Big Ten and ranked second nationally in kickoff returns, with Smith-Marsette ranking second in the individual rankings with a 29.5 average. Smith-Marsette was named the Rodgers-Dwight Big Ten Return Specialist of the Year. Iowa led the league in kickoff returns for three straight seasons before ranking second in 2019.

Iowa ranked second in the Big Ten in punt return average (10.6), and eighth in the nation in kickoff return coverage (16.4) in 2018. Senior Kyle Groeneweg ranked second in the Big Ten and 19th in the nation in punt return average (9.9).

Flood previously served as an undergraduate student manager for Iowa football, working with the offensive line under Tim Polasek and Brian Ferentz. Flood served as a multipurpose intern with the NHL's Chicago Wolves from May through July, 2017.

Flood graduated from Iowa in 2018 with a bachelor's degree in both Enterprise Leadership and Sports Business Practices. He is a native of Wayne, Illinois, and a graduate of St. Francis High School.

Flood was born April 26, 1996. He is single.



**Keeston Terry**  
Graduate Assistant  
Second Year at Iowa

Keeston Terry is in his second year as a graduate assistant coach with the Iowa football program. He assists with the Hawkeye wide receivers.

The Hawkeyes concluded the 2019 campaign with a 10-3 record following a 49-24 win over No. 22 Southern California in the Holiday Bowl.

The three losses were all to ranked opponents by a combined 14 points. The Hawkeyes were 4-1 in trophy games for the third straight season. Iowa has won three straight postseason games and 12 straight nonconference games.

Iowa's efficient offense in 2019 featured senior quarterback Nate Stanley completing just under 60 percent of his passes to a talented and deep wide receiver corp. Redshirt freshman Nico Ragaini (46-439) and junior Ihmir Smith-Marsette (44-722) each had over 40 receptions, while junior Brandon Smith (37-439) and redshirt freshman Tyrone Tracy, Jr. both totaled over 35 receptions. All six Hawkeyes who recorded at least 15 receptions return in 2020. Smith-Marsette (1,270 yards) and Smith (815) rank among Iowa's career leaders.

Terry joined the Hawkeye program from Pittsburg State, where he coached cornerbacks for two seasons. He was a graduate assistant coach in 2017 before becoming a fulltime assistant in 2018.

Terry coached three defensive backs who earned All-MIAA honors at cornerback in 2017 and 2018.


Terry enjoyed a decorated three-year playing career for Pittsburg State from 2012-14. He earned All-MIAA honors as a safety all three seasons for the Gorillas. He also earned All-Super Region Three and NCAA Division II All-America accolades as a senior, helping Pittsburg State to the MIAA Championship.

Terry began his college playing career at Kansas (2010-11), starting 10 games for the Jayhawks as a redshirt freshman in 2011.

Terry is a native of Blue Springs, Missouri. He earned his bachelor's degree in physical education from Pittsburg State in December, 2015. He is pursuing his master's degree in educational leadership.

Terry was born Nov. 18, 1991.





**Shane Viilo**  
**Graduate Assistant**  
**Sixth Year at Iowa**

Shane Viilo is in his sixth year with the University of Iowa football program. Viilo is in his third season as a graduate assistant coach after serving as a student assistant from 2015-2017. He worked with the Iowa linebackers (2015-17) and continues to work with the Hawkeye defense.

Iowa has won 47 games over the past five seasons, the highest total in school history over any five-year period, and a total that ranks ninth nationally. Iowa won its final four games in 2019 and ranked 15th in the nation in the final Associated Press and coaches polls.

The Hawkeyes concluded the 2019 campaign with a 10-3 record following a 49-24 win over No. 22 Southern California in the Holiday Bowl. The three losses were all to ranked opponents by a combined 14 points. The Hawkeyes were 4-1 in trophy games for the third straight season. Iowa has won three straight postseason games and 12 straight nonconference games.

Iowa completed the 2018 season with a 9-4 mark and a final ranking of 25th in the Associated Press national rankings. The Hawkeyes earned a 27-22 Outback Bowl win over No. 18 Mississippi State to close the season with three straight wins. The four losses came by a total of 23 points and all were decided in the final minutes of play. Iowa tied for second in the Big Ten West Division.

The Hawkeyes posted a perfect 12-0 regular season record in 2015, winning the West Division of the Big Ten Conference. Iowa participated in the 2016 Rose Bowl Game and the 2015 Big Ten Championship and ended the season in the top 10 in the final national rankings.

Along with winning its most recent three bowl games, Iowa also participated in the 2017 Outback Bowl, 2016 Rose Bowl Game, 2015 TaxSlayer Bowl and 2014 Outback Bowl. The Hawkeyes have ranked in the final top 10 of both major polls five times in the past 18 seasons.

Iowa tied for second in the nation in interceptions (20) in 2018 after leading the nation in 2017 with 21. Iowa's 53 thefts over the past three seasons lead the nation. The 2019 Hawkeye defense ranked among the top 17 in the nation in scoring defense (5th, 14.0), first downs allowed (9th, 16.6), total defense (12th, 308.2), rushing defense (14th, 112.5), turnover margin (14th, 0.7), and pass efficiency defense (17th, 116.0).

In 2018 junior defensive back Amani Hooker was named the Tatum-Woodson Big Ten Defensive Back of the Year, marking the fourth Hawkeye to earn that honor since 2012 (Josh Jackson, 2017, Desmond King, 2015, Micah Hyde, 2012). Hooker earned first-team All-Big honors and second-team All-America recognition, and declared for the NFL Draft following his junior season. Defensive end A.J. Epenesa earned first-team All-Big Ten honors and defensive end Anthony Nelson was named to the second team.

The Hawkeye defense led the nation with 21 interceptions in 2017, led by defensive back Josh Jackson, who led the nation individually with eight interceptions to match Iowa's single-season record. Jackson and linebacker Josey Jewell each earned unanimous consensus All-America honors. The Hawkeyes ranked 17th in the nation in scoring defense (19.9), allowing less than 20 points per game for the third consecutive season. Iowa matched a school record with four interception return touchdowns.

Jackson, in his first year as a starter, also led the nation in passes defended, ranked second in interception return yards and return touchdowns, and ranked fourth in pass break-ups. He had two interception returns for touchdowns and tied Iowa's single-game record with three interceptions in a 55-24 win over third-ranked Ohio State.

Jewell led the Big Ten in tackles for the second time in three seasons (he was second as a junior) and ranked fourth in the nation in tackles per game (11.3). He earned unanimous consensus All-America honors and was named the Big Ten Conference linebacker and defensive Player of the Year. Jewell earned the Lott IMPACT Trophy and the Jack Lambert Trophy, and was a finalist for the Nagurski Trophy.

Viilo earned his bachelor's degree in sport and recreation management from the University of Iowa in 2016, with a coaching and sport instruction concentration. He also attended Central Michigan University (2012-15). He is currently pursuing his master's degree in sports and recreation management.

Viilo was born February 6, 1994. He is a native of Drummond Island, Michigan, and attended DeTour High School in DeTour Village, Michigan. He is single.



**Austin Showalter**  
Director of Football Analytics  
10th Year at Iowa

Austin Showalter serves as Director of Football Analytics with the University of Iowa football program. Austin previously served as an office assistant with the Hawkeye football program in 2011, was a graduate assistant coach from 2012-14, and has worked with football analytics since 2015.

Iowa has won 47 games over the past five seasons, the highest total in school history over any five-year period, and a total that ranks ninth nationally. Iowa won its final four games in 2019 and ranked 15th in the nation in the final Associated Press and coaches polls.

The Hawkeyes concluded the 2019 campaign with a 10-3 record following a 49-24 win over No. 22 Southern California in the Holiday Bowl. The three losses were all to ranked opponents by a combined 14 points. The Hawkeyes were 4-1 in trophy games for the third straight season. Iowa has won three straight postseason games and 12 straight nonconference games.

Iowa completed the 2018 season with a 9-4 mark and a final ranking of 25th in the Associated Press national rankings. The Hawkeyes earned a 27-22 Outback Bowl win over No. 18 Mississippi State to close the season with three straight wins. The four losses came by a total of 23 points and all were decided in the final minutes of play. Iowa tied for second in the Big Ten West Division.

The Hawkeyes posted a perfect 12-0 regular season record in 2015, winning the West Division of the Big Ten Conference. Iowa participated in the 2016 Rose Bowl Game and the 2015 Big Ten Championship and ended the season in the top 10 in the final national rankings.

Along with winning its most recent three bowl games, Iowa also participated in the 2017 Outback Bowl, 2016 Rose Bowl Game, 2015 TaxSlayer Bowl and 2014 Outback Bowl. The Hawkeyes have ranked in the final top 10 of both major polls five times in the past 18 seasons.

Iowa has won 151 games over the past 18 seasons, including 90 Big Ten games. Along with the 2015 division title, the Hawkeyes earned a share of the Big Ten title in both 2002 and 2004 and tied for second in 2009. Iowa has finished in the Big Ten's first division in 17 of the past 19 years. As a graduate assistant Showalter worked with the Hawkeye offensive line, as Iowa participated in January bowl events following both the 2013 and 2014 seasons.

As an office assistant in 2011, Austin worked with offensive coordinator Ken O'Keefe and graduate assistant David Raih in the day-to-day preparation for practice, as well as other office duties.

Prior to working with the Iowa football program, Showalter served as an assistant football coach at Xavier High School in Cedar Rapids from 2006-10. During that time Xavier won the Class 4A state championship in 2007. Showalter's career in football follows the footsteps of his father, David, a member of the Coe College Athletics Hall of Fame. As a defensive back at Coe, David finished his career ranking among the top 10 in many of Coe's single-season and career records. His school-record 20 career interceptions stood for 11 years. He recorded eight thefts in both 1980 and 1981, a season total that ranks third best at Coe for a single season. He was also was a three-year baseball letterman for the Kohawks.

Austin Showalter is a native of Cedar Rapids and graduated from Xavier High School. He earned his bachelor's degree in Health and Sport Studies from the University of Iowa in 2008. Showalter has earned master's degrees from Iowa both in Health and Sport Studies (2011), and Sports Management (2014).

Austin was born Aug. 21, 1985. His wife's name is Tia, a graduate of Buena Vista University.



**Martin Hopkins**  
Football Analyst  
Eighth Year at Iowa

Martin Hopkins is in his eighth year as a member of the Iowa coaching staff, holding the position of football analyst. He served as a graduate assistant coach from 2016-18. Hopkins assisted with the Hawkeye defensive backs in 2018 after working with the linebacker positions in 2016-17.

Hopkins previously served as a student assistant (2013-14) and quality control assistant (2015) within the program. In 2013, he worked with the tight ends, in 2014 he worked with the offensive line, and in 2015 he worked with defense and special teams.

Iowa has won 47 games over the past five seasons, the highest total in school history over any five-year period, and a total that ranks ninth nationally. Iowa won its final four games in 2019 and ranked 15th in the nation in the final Associated Press and coaches polls.

The Hawkeyes concluded the 2019 campaign with a 10-3 record following a 49-24 win over No. 22 Southern California in the Holiday Bowl. The three losses were all to ranked opponents by a combined 14 points. The Hawkeyes were 4-1 in trophy games for the third straight season. Iowa has won three straight postseason games and 12 straight nonconference games.

Iowa completed the 2018 season with a 9-4 mark and a final ranking of 25th in the Associated Press national rankings. The Hawkeyes earned a 27-22 Outback Bowl win over No. 18 Mississippi State to close the season with three straight wins. The four losses came by a total of 23 points and all were decided in the final minutes of play. Iowa tied for second in the Big Ten West Division.

The Hawkeyes posted a perfect 12-0 regular season record in 2015, winning the West Division of the Big Ten Conference. Iowa participated in the 2016 Rose Bowl Game and the 2015 Big Ten Championship and ended the season in the top 10 in the final national rankings.

Along with winning its most recent three bowl games, Iowa also participated in the 2017 Outback Bowl, 2016 Rose Bowl Game, 2015 TaxSlayer Bowl and 2014 Outback Bowl. The Hawkeyes have ranked in the final top 10 of both major polls five times in the past 18 seasons.

Iowa tied for second in the nation in interceptions (20) in 2018 after leading the nation in 2017 with 21. Iowa's 53 thefts over the past three seasons lead the nation. The 2019 Hawkeye defense ranked among the top 17 in the nation in scoring defense (5th, 14.0), first downs allowed (9th, 16.6), total defense (12th, 308.2), rushing defense (14th, 112.5), turnover margin (14th, 0.7), and pass efficiency defense (17th, 116.0).

In 2018 junior defensive back Amani Hooker was named the Tatum-Woodson Big Ten Defensive Back of the Year, marking the fourth Hawkeye to earn that honor since 2012 (Josh Jackson, 2017, Desmond King, 2015, Micah Hyde, 2012). Hooker earned first-team All-Big honors and second-team All-America recognition, and declared for the NFL Draft following his junior season. Defensive end A.J. Epenesa earned first-team All-Big Ten honors and defensive end Anthony Nelson was named to the second team.

The Hawkeye defense led the nation with 21 interceptions in 2017, led by defensive back Josh Jackson, who led the nation individually with eight interceptions to match Iowa's single-season record. Jackson and linebacker Josey Jewell each earned unanimous consensus All-America honors. The Hawkeyes ranked 17th in the nation in scoring defense (19.9), allowing less than 20 points per game for the third consecutive season. Iowa matched a school record with four interception return touchdowns.

Jackson, in his first year as a starter, also led the nation in passes defended, ranked second in interception return yards and return touchdowns, and ranked fourth in pass break-ups. He had two interception returns for touchdowns and tied Iowa's single-game record with three interceptions in a 55-24 win over third-ranked Ohio State.

Jewell led the Big Ten in tackles for the second time in three seasons (he was second as a junior) and ranked fourth in the nation in tackles per game (11.3). He earned unanimous consensus All-America honors and was named the Big Ten Conference linebacker and defensive Player of the Year. Jewell earned the Lott IMPACT Trophy and the Jack Lambert Trophy, and was a finalist for the Nagurski Trophy.

Hopkins earned his bachelor's degree in entrepreneurial management from the University of Iowa Tippie College of Business in 2013, with a minor in health and sports studies. He earned his master's degree in sports and recreation management from Iowa in December, 2018.

Hopkins was born March 21, 1991 and is a native of Chicago. He is engaged to Elizabeth Sweeney.



## **Tyler Parker**

**Football Analyst**

**Seventh Year at Iowa**

Tyler Parker is in his fifth year as a football analyst with the University of Iowa football program. Tyler previously served as a defensive student assistant in 2015 and as a recruiting student assistant in 2014.

Iowa has won 47 games over the past five seasons, the highest total in school history over any five-year period, and a total that ranks ninth nationally. Iowa won its final four games in 2019 and ranked 15th in the nation in the final Associated Press and coaches polls.

The Hawkeyes concluded the 2019 campaign with a 10-3 record following a 49-24 win over No. 22 Southern California in the Holiday Bowl. The three losses were all to ranked opponents by a combined 14 points. The Hawkeyes were 4-1 in trophy games for the third straight season. Iowa has won three straight postseason games and 12 straight nonconference games.

Iowa completed the 2018 season with a 9-4 mark and a final ranking of 25th in the Associated Press national rankings. The Hawkeyes earned a 27-22 Outback Bowl win over No. 18 Mississippi State to close the season with three straight wins. The four losses came by a total of 23 points and all were decided in the final minutes of play. Iowa tied for second in the Big Ten West Division.

The Hawkeyes posted a perfect 12-0 regular season record in 2015, winning the West Division of the Big Ten Conference. Iowa participated in the 2016 Rose Bowl Game and the 2015 Big Ten Championship and ended the season in the top 10 in the final national rankings.

Along with winning its most recent three bowl games, Iowa also participated in the 2017 Outback Bowl, 2016 Rose Bowl Game, 2015 TaxSlayer Bowl and 2014 Outback Bowl. The Hawkeyes have ranked in the final top 10 of both major polls five times in the past 18 seasons.

Iowa has won 151 games over the past 18 seasons, including 90 Big Ten games. Along with the 2015 division title, the Hawkeyes earned a share of the Big Ten title in both 2002 and 2004 and tied for second in 2009. Iowa has finished in the Big Ten's first division in 17 of the past 19 years.

Parker is a graduate of West High School in Iowa City. He earned his Bachelor of Science degree from the University of Iowa in 2016.

Parker was born Dec. 7, 1993. He is single.





**Will Anthony**  
Defensive  
Student Assistant



**Matt Aponte**  
Offensive  
Student Assistant



**Tony Berger**  
Assistant  
Athletic Trainer




**Parker Dilley**  
Assistant Director,  
Football Video Operations



**Rita Foley**  
Secretary to the  
Head Coach



**Kevin Foor**  
Athletic Equipment  
Manager



**Zach Grant**  
Assistant Director,  
HawkVision Productions



**Kelly Koch**  
Assistant Athletic  
Equipment Manager



**Andy Kromphardt**  
Assistant Director,  
HawkVision Productions



**Austin Maus**  
Offensive  
Student Assistant




**Mike Moriarity**  
Director,  
HawkVision Productions



**Greg Morris**  
Athletic Equipment  
Manager



**Matt Nelson**  
Associate Director,  
HawkVision Productions



**Terry Noonan**  
Assistant Athletic Director,  
Sports Medicine &  
Sports Performance



**Jerry Palmer**  
Assistant Director,  
HawkVision Productions



**Dr. Andrew Peterson**  
Primary Care  
Team Physician




**Kammy Powell**  
Associate Director,  
Athletic Training Services  
Head Football Athletic Trainer



**Bob Rahfeldt**  
Director, Football  
Video Operations



**Cole Reese**  
Assistant  
Athletic Trainer



**Chris Ruth**  
Assistant Athletic Director,  
HawkVision Productions



**Krisanne Ryther**  
Recruiting Operations &  
Special Events Coordinator



**Chris Slauson**  
Secretary,  
Athletic Training Services



**Sara Smith**  
Assistant  
Athletic Trainer



**Trisha Stortz**  
Associate Director,  
Video Graphic Design



**Amy Thomas**  
Recruiting Secretary



**Dr. Brian Wolf**  
Director, UI Sports Medicine Center  
Head Team Physician  
Orthopedic Surgeon

| No. | Name                  | Pos. | Ht.  | Wt. | Yr.  | Hometown              | High School/Previous            |
|-----|-----------------------|------|------|-----|------|-----------------------|---------------------------------|
| 96  | Lucas Amaya           | K    | 6-2  | 207 | #Fr. | Muskego, Wis.         | Muskego                         |
| 47  | Nick Anderson         | LB   | 6-2  | 230 | Sr.  | Waukeg, Iowa          | Waukeg/Iowa Western             |
| 61  | *** Cole Banwart      | OL   | 6-4  | 296 | Sr.  | Ottosen, Iowa         | Algona                          |
| 4   | * Dane Belton ^       | DB   | 6-1  | 205 | So.  | Tampa, Fla.           | Jesuit                          |
| 44  | * Seth Benson         | LB   | 6-0  | 231 | So.  | Sioux Falls, S.D.     | Washington                      |
| 42  | *** Shaun Beyer       | TE   | 6-5  | 248 | Sr.  | Shellsburg, Iowa      | Cedar Rapids Kennedy            |
| 94  | Yahya Black           | DL   | 6-5  | 279 | Fr.  | Marshall, Minn.       | Marshall                        |
| 1   | Aaron Blom            | K    | 5-11 | 188 | Fr.  | Oskaloosa, Iowa       | Oskaloosa                       |
| 7   | Reggie Bracy          | DB   | 6-0  | 203 | Fr.  | Mobile, Ala.          | St. Paul's Episcopal            |
| 20  | * Julius Brents       | DB   | 6-3  | 204 | So.  | Indianapolis, Ind.    | Warren Central                  |
| 63  | Justin Britt          | OL   | 6-5  | 293 | #Fr. | Indianapolis, Ind.    | Warren Central                  |
| 88  | Isaiah Bruce          | DL   | 6-2  | 273 | Fr.  | Lena, Ill.            | Lena-Winslow                    |
| 23  | Shadrick Byrd         | RB   | 5-10 | 210 | #Fr. | Alabaster, Ala.       | Thompson                        |
| 31  | * Jack Campbell ^     | LB   | 6-5  | 243 | So.  | Cedar Falls, Iowa     | Cedar Falls                     |
| 29  | Sebastian Castro      | DB   | 5-11 | 197 | #Fr. | Oak Lawn, Ill.        | Richards                        |
| 32  | ** Djimon Colbert     | LB   | 6-1  | 225 | Jr.  | Shawnee Mission, Kan. | Bishop Miege                    |
| 9   | Jack Combs            | WR   | 6-1  | 190 | Jr.  | Grand Rapids, Mich.   | East/Central Michigan           |
| 19  | ** Max Cooper ^       | WR   | 6-0  | 192 | Sr.  | Waukesha, Wis.        | Catholic Memorial               |
| 15  | Dallas Craddieth      | DB   | 5-11 | 196 | So.  | St. Louis, Mo.        | Hazelwood Central               |
| 45  | Deontae Craig         | DL   | 6-3  | 249 | Fr.  | Ft. Wayne, Ind.       | Culver Academies                |
| 51  | Coy Cronk             | OL   | 6-5  | 305 | Sr.  | Lafayette, Ind.       | Central Catholic/Indiana        |
| 53  | Spencer Daufeldt      | DL   | 6-1  | 295 | #Fr. | West Liberty, Iowa    | West Liberty                    |
| 17  | Brenden Deasfernandes | DB   | 6-0  | 176 | Fr.  | Belleville, Mich.     | Belleville                      |
| 56  | Nick DeJong           | OL   | 6-6  | 296 | #Fr. | Pella, Iowa           | Pella                           |
| 41  | Colton Dinsdale       | FB   | 5-11 | 232 | Sr.  | Reinbeck, Iowa        | Gladbrook-Reinbeck/Iowa Western |
| 1   | Nolan Donald          | WR   | 5-9  | 194 | #Fr. | Morton, Ill.          | Morton                          |
| 3   | ** Keith Duncan       | PK   | 5-10 | 179 | Sr.  | Weddington, N.C.      | Weddington                      |
| 76  | Tyler Elsbury         | OL   | 6-5  | 302 | Fr.  | Byron, Ill.           | Byron                           |
| 55  | Luke Empen            | OL   | 6-4  | 287 | So.  | Clinton, Iowa         | Northeast Goose Lake            |
| 69  | Tyler Endres          | OL   | 6-6  | 310 | #Fr. | Norwalk, Iowa         | Norwalk                         |
| 13  | * Joe Evans           | DE   | 6-2  | 248 | So.  | Ames, Iowa            | Ames                            |
| 54  | Matt Fagan            | OL   | 6-5  | 294 | So.  | Council Bluffs, Iowa  | St. Albert                      |
| 52  | Asher Fahey           | OL   | 6-5  | 270 | Fr.  | Waukon, Iowa          | Waukon                          |
| 60  | Noah Fenske           | OL   | 6-4  | 307 | #Fr. | New Hampton, Iowa     | New Hampton                     |
| 37  | Kyler Fisher          | DB   | 5-11 | 213 | #Fr. | Farnhamville, Iowa    | SE Valley                       |
| 58  | Taylor Fox            | DL   | 6-3  | 288 | #Fr. | Winthrop, Iowa        | East Buchanan                   |
| 88  | Jackson Frericks      | TE   | 6-6  | 215 | #Fr. | Cedar Falls, Iowa     | Cedar Falls                     |
| 2   | Ryan Gersonde         | P    | 6-4  | 194 | Jr.  | Milwaukee, Wis.       | Marquette                       |
| 57  | ** Chauncey Golston   | DL   | 6-5  | 270 | Sr.  | Detroit, Mich.        | East English Village Prep       |
| 15  | * Tyler Goodson ^     | RB   | 5-10 | 200 | So.  | Suwanee, Ga.          | North Gwinnett                  |
| 8   | *** Matt Hankins ^    | DB   | 6-0  | 180 | Sr.  | Lewisville, Tex.      | Marcus                          |
| 27  | Jermari Harris        | DB   | 6-1  | 177 | #Fr. | Chicago, Ill.         | Montini Catholic                |
| 21  | Thomas Hartlieb       | DB   | 5-11 | 196 | #Fr. | Madison, Wis.         | Edgewood                        |
| 96  | Jack Heflin           | DL   | 6-4  | 312 | Sr.  | Prophetstown, Ill.    | Erie-Prophetstown/Northern Ill. |
| 26  | Jamison Heinz         | WR   | 6-0  | 200 | Fr.  | Humboldt, Iowa        | Humboldt                        |
| 34  | Jay Higgins           | LB   | 6-2  | 219 | Fr.  | Indianapolis, Ind.    | Brebeuf Jesuit Prep             |
| 2   | Deuce Hogan           | QB   | 6-4  | 213 | Fr.  | Southlake, Texas      | Faith Christian                 |
| 48  | Ethan Hurkett         | DL   | 6-3  | 245 | Fr.  | Cedar Rapids, Iowa    | Xavier                          |
| 81  | Desmond Hutson        | WR   | 6-3  | 210 | #Fr. | Raytown, Mo.          | Raytown                         |
| 73  | * Cody Ince           | OL   | 6-4  | 285 | So.  | Balsam Lake, Wis.     | Unity                           |
| 77  | *** Alaric Jackson    | OL   | 6-6  | 315 | Sr.  | Detroit, Mich.        | Renaissance                     |
| 5   | Jestin Jacobs         | LB   | 6-4  | 235 | #Fr. | Englewood, Ohio       | Northmont                       |
| 66  | * Dalles Jacobus      | DL   | 6-0  | 294 | Sr.  | Palo, Iowa            | Cedar Rapids Kennedy            |
| 55  | Yahweh Jeudy          | LB   | 6-0  | 212 | #Fr. | Pompano Beach, Fla.   | Cardinal Gibbons                |
| 27  | Jack Johnson          | WR   | 6-0  | 190 | Fr.  | West Des Moines, Iowa | Valley                          |
| 16  | Charlie Jones         | WR   | 6-0  | 187 | Jr.  | Deerfield, Ill.       | Deerfield/Buffalo               |
| 95  | Logan Jones           | DL   | 6-3  | 267 | Fr.  | Council Bluffs, Iowa  | Lewis Central                   |
| 71  | ** Mark Kallenberger  | OL   | 6-5  | 290 | Jr.  | Bettendorf, Iowa      | Bettendorf                      |
| 11  | Connor Kapisak        | QB   | 6-5  | 209 | So.  | South Windsor, Conn.  | South Windsor                   |
| 93  | Jake Karchinski       | DL   | 6-4  | 279 | #Fr. | De Pere, Wis.         | West                            |
| 21  | ** Ivory Kelly-Martin | RB   | 5-10 | 204 | Jr.  | Plainfield, Ill.      | Oswego East                     |
| 46  | Logan Klemp           | LB   | 6-2  | 232 | So.  | Jewell, Iowa          | South Hamilton                  |
| 50  | Zach Kluver           | LS   | 6-0  | 195 | #Fr. | Ankeny, Iowa          | Centennial                      |
| 28  | ** Jack Koerner       | DB   | 6-0  | 205 | Jr.  | Des Moines, Iowa      | Dowling                         |
| 83  | Alec Kritta           | WR   | 5-11 | 190 | #Fr. | St. Charles, Ill.     | St. Charles North               |
| 86  | Tommy Kujawa          | TE   | 6-3  | 237 | Jr.  | Greendale, Wis.       | Greendale                       |
| 85  | Luke Lachey           | TE   | 6-6  | 237 | Fr.  | Columbus, Ohio        | Grandview                       |
| 84  | * Sam LaPorta ^       | TE   | 6-4  | 249 | So.  | Highland, Ill.        | Highland                        |

# 2020 ALPHABETICAL ROSTER

| No. | Name                       | Pos. | Ht.  | Wt. | Yr.  | Hometown               | High School/Previous           |
|-----|----------------------------|------|------|-----|------|------------------------|--------------------------------|
| 11  | AJ Lawson                  | DB   | 6-0  | 178 | Fr.  | Decatur, Ill.          | MacArthur                      |
| 85  | Logan Lee                  | DL   | 6-5  | 267 | #Fr. | Orion, Ill.            | Orion                          |
| 65  | * Tyler Linderbaum         | OL   | 6-3  | 289 | So.  | Solon, Iowa            | Solon                          |
| 82  | Calvin Lockett             | WR   | 6-2  | 183 | So.  | Largo, Fla.            | Largo                          |
| 43  | Matt Lorbeck ^             | DL   | 6-4  | 255 | Sr.  | Green Bay, Wis.        | Bay Port                       |
| 20  | Keontae Luckett            | RB   | 5-9  | 204 | #Fr. | New London, Iowa       | New London                     |
| 13  | ** Henry Marchese          | DB   | 6-3  | 199 | Jr.  | Vernon Hills, Ill.     | Stevenson                      |
| 14  | Quavon Matthews            | WR   | 5-11 | 168 | Fr.  | Largo, Fla.            | Largo                          |
| 90  | Taajhir McCall             | DL   | 6-3  | 215 | #Fr. | Pensacola, Fla.        | Pine Forest                    |
| 14  | Daraun McKinney            | DB   | 5-10 | 191 | #Fr. | River Rouge, Mich.     | River Rouge                    |
| 26  | * Kaevon Merriweather      | DB   | 6-0  | 205 | So.  | Belleville, Mich.      | Belleville                     |
| 80  | Josiah Miamen              | TE   | 6-4  | 242 | #Fr. | Peoria, Ill.           | Dunlap                         |
| 33  | ** Riley Moss ^            | DB   | 6-1  | 191 | Jr.  | Ankeny, Iowa           | Centennial                     |
| 49  | *** Nick Niemann           | LB   | 6-4  | 233 | Sr.  | Sycamore, Ill.         | Sycamore                       |
| 54  | * Daviyon Nixon            | DT   | 6-3  | 305 | Jr.  | Kenosha, Wis.          | Indian Trail/Iowa Western      |
| 8   | Alex Padilla               | QB   | 6-1  | 198 | #Fr. | Greenwood Village, Co. | Cherry Creek                   |
| 40  | Turner Pallissard          | FB   | 6-0  | 248 | So.  | Frankfort, Ill.        | Lincoln-Way East               |
| 7   | Spencer Petras             | QB   | 6-5  | 231 | So.  | San Rafael, Calif.     | Marin Catholic                 |
| 45  | Nick Phelps                | P    | 5-10 | 207 | So.  | Kingsley, Iowa         | Woodbury Central/N.D. State    |
| 32  | Johnny Plewa               | FB   | 6-0  | 232 | #Fr. | Franklin, Wis.         | Franklin                       |
| 79  | * Jack Plumb               | OL   | 6-7  | 293 | So.  | Green Bay, Wis.        | Bay Port                       |
| 38  | * Monte Pottebaum          | FB   | 6-1  | 244 | So.  | Larchwood, Iowa        | West Lyon                      |
| 89  | * Nico Ragaini             | WR   | 6-0  | 193 | So.  | East Haven, Conn.      | Notre Dame/Avon Old Farms Prep |
| 98  | Chris Reames               | DL   | 6-7  | 255 | #Fr. | Van Meter, Iowa        | Van Meter                      |
| 97  | Liam Reardon               | LS   | 6-1  | 190 | Fr.  | Chicago, Ill.          | Mount Carmel                   |
| 78  | Mason Richman              | OL   | 6-6  | 289 | Fr.  | Leawood, Kan.          | Blue Valley                    |
| 29  | Jackson Ritter             | WR   | 6-3  | 208 | #Fr. | Frankfort, Ill.        | Lincoln-Way East               |
| 22  | * Terry Roberts            | DB   | 5-10 | 177 | So.  | Erie, Pa.              | Cathedral Prep                 |
| 10  | ** Mekhi Sargent           | RB   | 5-9  | 209 | Sr.  | Key West, Fla.         | Key West/Iowa Western          |
| 64  | * Kyler Schott             | OL   | 6-2  | 293 | Jr.  | Coggon, Iowa           | North Linn                     |
| 74  | * Austin Schulte           | DL   | 6-4  | 283 | Sr.  | Pella, Iowa            | Pella                          |
| 48  | Bryce Schulte              | TE   | 6-3  | 241 | Jr.  | Cedar Rapids, Iowa     | Xavier                         |
| 30  | Quinn Schulte              | DB   | 6-1  | 197 | #Fr. | Cedar Rapids, Iowa     | Xavier                         |
| 99  | * Noah Shannon             | DL   | 6-0  | 288 | So.  | Aurora, Ill.           | Oswego                         |
| 10  | * Caleb Shudak             | PK   | 5-8  | 178 | Sr.  | Council Bluffs, Iowa   | Lewis Central                  |
| 12  | ** Brandon Smith ^         | WR   | 6-2  | 215 | Sr.  | Lake Cormorant, Miss.  | Lake Cormorant                 |
| 40  | Josef Smith                | LB   | 6-3  | 210 | Fr.  | Britt, Iowa            | West Hancock                   |
| 6   | *** Ihmir Smith-Marsette ^ | WR   | 6-1  | 179 | Sr.  | Newark, N.J.           | Weequahic                      |
| 84  | Austin Spiewak             | LS   | 6-1  | 239 | Sr.  | Palatine, Ill.         | Fremd                          |
| 50  | Louie Stec                 | DT   | 6-0  | 261 | #Fr. | LaGrange Park, Ill.    | Nazareth                       |
| 9   | Tory Taylor                | P    | 6-4  | 225 | Fr.  | Melbourne, Aus.        | Haileybury College             |
| 57  | Clayton Thurm              | OL   | 6-4  | 283 | #Fr. | Williamsburg, Iowa     | Williamsburg                   |
| 36  | Mike Timm                  | LB   | 6-0  | 234 | So.  | Delafield, Wis.        | Kettle Moraine                 |
| 3   | * Tyrone Tracy, Jr.        | WR   | 5-11 | 203 | So.  | Camby, Ind.            | Decatur Central                |
| 91  | Lukas Van Ness             | DL   | 6-5  | 259 | Fr.  | Barrington, Ill.       | Barrington                     |
| 97  | * Zach VanValkenburg       | DL   | 6-4  | 270 | Sr.  | Zeeland, Mich.         | Zeeland West/Hillsdale College |
| 18  | Diante Vines               | WR   | 6-0  | 187 | Fr.  | Danbury, Ct.           | The Taft School                |
| 75  | Josh Volk                  | OL   | 6-4  | 314 | Fr.  | Cedar Rapids, Iowa     | Xavier                         |
| 35  | ** Barrington Wade         | LB   | 6-1  | 236 | Sr.  | Skokie, Ill.           | Niles North                    |
| 92  | * John Waggoner            | DL   | 6-5  | 271 | So.  | Des Moines, Iowa       | Dowling                        |
| 28  | Isaiah Wagner              | WR   | 6-3  | 205 | Fr.  | Pleasant Hill, Iowa    | Southeast Polk                 |
| 17  | Wyatt Wegener              | WR   | 6-2  | 206 | Fr.  | Algona, Iowa           | Algona                         |
| 25  | Gavin Williams             | RB   | 6-0  | 213 | Fr.  | Altoona, Iowa          | Dowling                        |
| 4   | Leshon Williams            | RB   | 5-10 | 208 | Fr.  | Chicago, Ill.          | Richards                       |
| 47  | Andrew Wilson              | TE   | 6-3  | 220 | Fr.  | Sterling, Ill.         | Newman Central Catholic        |
| 86  | Jameson Witte              | DL   | 6-5  | 276 | Fr.  | O'Fallon, Mo.          | St. Dominic                    |
| 87  | Elijah Yelverton           | TE   | 6-5  | 247 | Fr.  | Royse City, Texas      | Trinity Christian              |

\* - indicates letters won; ^ - redshirt year still available; # - redshirt freshman

## Players: 126

|                   |    |                          |    |
|-------------------|----|--------------------------|----|
| Seniors: _____    | 22 | Redshirt Freshmen: _____ | 32 |
| Juniors: _____    | 13 | Freshmen: _____          | 32 |
| Sophomores: _____ | 27 |                          |    |

## Returning Lettermen: 41

|                        |    |                  |    |
|------------------------|----|------------------|----|
| 3-yr. Lettermen: _____ | 7  | Offense: _____   | 18 |
| 2-yr. Lettermen: _____ | 12 | Defense: _____   | 21 |
| 1-yr. Lettermen: _____ | 22 | Specialty: _____ | 2  |





| No. | Name                       | Pos. | Ht.  | Wt. | Yr.  | Hometown               | High School/Previous            |
|-----|----------------------------|------|------|-----|------|------------------------|---------------------------------|
| 1   | Aaron Blom                 | K    | 5-11 | 188 | Fr.  | Oskaloosa, Iowa        | Oskaloosa                       |
| 1   | Nolan Donald               | WR   | 5-9  | 194 | #Fr. | Morton, Ill.           | Morton                          |
| 2   | Ryan Gersonde              | P    | 6-4  | 194 | Jr.  | Milwaukee, Wis.        | Marquette                       |
| 2   | Deuce Hogan                | QB   | 6-4  | 213 | Fr.  | Southlake, Texas       | Faith Christian                 |
| 3   | Keith Duncan               | PK   | 5-10 | 179 | Sr.  | Weddington, N.C.       | Weddington                      |
| 3   | * Tyrone Tracy, Jr.        | WR   | 5-11 | 203 | So.  | Camby, Ind.            | Decatur Central                 |
| 4   | * Dane Belton ^            | DB   | 6-1  | 205 | So.  | Tampa, Fla.            | Jesuit                          |
| 4   | Leshon Williams            | RB   | 5-10 | 208 | Fr.  | Chicago, Ill.          | Richards                        |
| 5   | Jestin Jacobs              | LB   | 6-4  | 235 | #Fr. | Englewood, Ohio        | Northmont                       |
| 6   | *** Ihmir Smith-Marsette ^ | WR   | 6-1  | 179 | Sr.  | Newark, N.J.           | Weequahic                       |
| 7   | Reggie Bracy               | DB   | 6-0  | 203 | Fr.  | Mobile, Ala.           | St. Paul's Episcopal            |
| 7   | Spencer Petras             | QB   | 6-5  | 231 | So.  | San Rafael, Calif.     | Marin Catholic                  |
| 8   | *** Matt Hankins ^         | DB   | 6-0  | 180 | Sr.  | Lewisville, Tex.       | Marcus                          |
| 8   | Alex Padilla               | QB   | 6-1  | 198 | #Fr. | Greenwood Village, Co. | Cherry Creek                    |
| 9   | Jack Combs                 | WR   | 6-1  | 190 | Jr.  | Grand Rapids, Mich.    | East/Central Michigan           |
| 9   | Tory Taylor                | P    | 6-4  | 225 | Fr.  | Melbourne, Aus.        | Haileybury College              |
| 10  | ** Mekhi Sargent           | RB   | 5-9  | 209 | Sr.  | Key West, Fla.         | Key West/Iowa Western           |
| 10  | * Caleb Shudak             | PK   | 5-8  | 178 | Sr.  | Council Bluffs, Iowa   | Lewis Central                   |
| 11  | Connor Kapisak             | QB   | 6-5  | 209 | So.  | South Windsor, Conn.   | South Windsor                   |
| 11  | AJ Lawson                  | DB   | 6-0  | 178 | Fr.  | Decatur, Ill.          | MacArthur                       |
| 12  | ** Brandon Smith ^         | WR   | 6-2  | 215 | Sr.  | Lake Cormorant, Miss.  | Lake Cormorant                  |
| 13  | * Joe Evans                | DE   | 6-2  | 248 | So.  | Ames, Iowa             | Ames                            |
| 13  | ** Henry Marchese          | DB   | 6-3  | 199 | Jr.  | Vernon Hills, Ill.     | Stevenson                       |
| 14  | Quavon Matthews            | WR   | 5-11 | 168 | Fr.  | Largo, Fla.            | Largo                           |
| 14  | Daraun McKinney            | DB   | 5-10 | 191 | #Fr. | River Rouge, Mich.     | River Rouge                     |
| 15  | Dallas Craddieth           | DB   | 5-11 | 196 | So.  | St. Louis, Mo.         | Hazelwood Central               |
| 15  | * Tyler Goodson ^          | RB   | 5-10 | 200 | So.  | Suwanee, Ga.           | North Gwinnett                  |
| 16  | Charlie Jones              | WR   | 6-0  | 187 | Jr.  | Deerfield, Ill.        | Deerfield/Buffalo               |
| 17  | Brenden Deasfernandes      | DB   | 6-0  | 176 | Fr.  | Belleville, Mich.      | Belleville                      |
| 17  | Wyatt Wegener              | WR   | 6-2  | 206 | Fr.  | Algona, Iowa           | Algona                          |
| 18  | Diante Vines               | WR   | 6-0  | 187 | Fr.  | Danbury, Ct.           | The Taft School                 |
| 19  | ** Max Cooper ^            | WR   | 6-0  | 192 | Sr.  | Waukesha, Wis.         | Catholic Memorial               |
| 20  | * Julius Brents            | DB   | 6-3  | 204 | So.  | Indianapolis, Ind.     | Warren Central                  |
| 20  | Keontae Luckett            | RB   | 5-9  | 204 | #Fr. | New London, Iowa       | New London                      |
| 21  | Thomas Hartlieb            | DB   | 5-11 | 196 | #Fr. | Madison, Wis.          | Edgewood                        |
| 21  | ** Ivory Kelly-Martin      | RB   | 5-10 | 204 | Jr.  | Plainfield, Ill.       | Oswego East                     |
| 22  | * Terry Roberts            | DB   | 5-10 | 177 | So.  | Erie, Pa.              | Cathedral Prep                  |
| 23  | Shadrick Byrd              | RB   | 5-10 | 210 | #Fr. | Alabaster, Ala.        | Thompson                        |
| 25  | Gavin Williams             | RB   | 6-0  | 213 | Fr.  | Altoona, Iowa          | Dowling                         |
| 26  | Jamison Heinz              | WR   | 6-0  | 200 | Fr.  | Humboldt, Iowa         | Humboldt                        |
| 26  | * Kaevon Merriweather      | DB   | 6-0  | 205 | So.  | Belleville, Mich.      | Belleville                      |
| 27  | Jermari Harris             | DB   | 6-1  | 177 | #Fr. | Chicago, Ill.          | Montini Catholic                |
| 27  | Jack Johnson               | WR   | 6-0  | 190 | Fr.  | West Des Moines, Iowa  | Valley                          |
| 28  | ** Jack Koerner            | DB   | 6-0  | 205 | Jr.  | Des Moines, Iowa       | Dowling                         |
| 28  | Isaiah Wagner              | WR   | 6-3  | 205 | Fr.  | Pleasant Hill, Iowa    | Southeast Polk                  |
| 29  | Sebastian Castro           | DB   | 5-11 | 197 | #Fr. | Oak Lawn, Ill.         | Richards                        |
| 29  | Jackson Ritter             | WR   | 6-3  | 208 | #Fr. | Frankfort, Ill.        | Lincoln-Way East                |
| 30  | Quinn Schulte              | DB   | 6-1  | 197 | #Fr. | Cedar Rapids, Iowa     | Xavier                          |
| 31  | * Jack Campbell ^          | LB   | 6-5  | 243 | So.  | Cedar Falls, Iowa      | Cedar Falls                     |
| 32  | ** Djimon Colbert          | LB   | 6-1  | 225 | Jr.  | Shawnee Mission, Kan.  | Bishop Miege                    |
| 32  | Johnny Plewa               | FB   | 6-0  | 232 | #Fr. | Franklin, Wis.         | Franklin                        |
| 33  | ** Riley Moss ^            | DB   | 6-1  | 191 | Jr.  | Ankeny, Iowa           | Centennial                      |
| 34  | Jay Higgins                | LB   | 6-2  | 219 | Fr.  | Indianapolis, Ind.     | Brebeuf Jesuit Prep             |
| 35  | ** Barrington Wade         | LB   | 6-1  | 236 | Sr.  | Skokie, Ill.           | Niles North                     |
| 36  | Mike Timm                  | LB   | 6-0  | 234 | So.  | Delafield, Wis.        | Kettle Moraine                  |
| 37  | Kyler Fisher               | DB   | 5-11 | 213 | #Fr. | Farnhamville, Iowa     | SE Valley                       |
| 38  | * Monte Pottebaum          | FB   | 6-1  | 244 | So.  | Larchwood, Iowa        | West Lyon                       |
| 40  | Turner Pallissard          | FB   | 6-0  | 248 | So.  | Frankfort, Ill.        | Lincoln-Way East                |
| 40  | Josef Smith                | LB   | 6-3  | 210 | Fr.  | Britt, Iowa            | West Hancock                    |
| 41  | Colton Dinsdale            | FB   | 5-11 | 232 | Sr.  | Reinbeck, Iowa         | Gladbrook-Reinbeck/Iowa Western |
| 42  | *** Shaun Beyer            | TE   | 6-5  | 248 | Sr.  | Shellsburg, Iowa       | Cedar Rapids Kennedy            |
| 43  | Matt Lorbeck ^             | DL   | 6-4  | 255 | Sr.  | Green Bay, Wis.        | Bay Port                        |
| 44  | * Seth Benson              | LB   | 6-0  | 231 | So.  | Sioux Falls, S.D.      | Washington                      |
| 45  | Deontae Craig              | DL   | 6-3  | 249 | Fr.  | Ft. Wayne, Ind.        | Culver Academies                |
| 45  | Nick Phelps                | P    | 5-10 | 207 | So.  | Kingsley, Iowa         | Woodbury Central/N.D. State     |
| 46  | Logan Klemp                | LB   | 6-2  | 232 | So.  | Jewell, Iowa           | South Hamilton                  |
| 47  | Nick Anderson              | LB   | 6-2  | 230 | Sr.  | Waukee, Iowa           | Waukee/Iowa Western             |

# 2020 NUMERICAL ROSTER

| No. | Name                 | Pos. | Ht.  | Wt. | Yr.  | Hometown             | High School/Previous            |
|-----|----------------------|------|------|-----|------|----------------------|---------------------------------|
| 47  | Andrew Wilson        | TE   | 6-3  | 220 | Fr.  | Sterling, Ill.       | Newman Central Catholic         |
| 48  | Ethan Hurkett        | DL   | 6-3  | 245 | Fr.  | Cedar Rapids, Iowa   | Xavier                          |
| 48  | Bryce Schulte        | TE   | 6-3  | 241 | Jr.  | Cedar Rapids, Iowa   | Xavier                          |
| 49  | *** Nick Niemann     | LB   | 6-4  | 233 | Sr.  | Sycamore, Ill.       | Sycamore                        |
| 50  | Zach Kluver          | LS   | 6-0  | 195 | #Fr. | Ankeny, Iowa         | Centennial                      |
| 50  | Louie Stec           | DT   | 6-0  | 261 | #Fr. | LaGrange Park, Ill.  | Nazareth                        |
| 51  | Coy Cronk            | OL   | 6-5  | 305 | Sr.  | Lafayette, Ind.      | Central Catholic/Indiana        |
| 52  | Asher Fahey          | OL   | 6-5  | 270 | Fr.  | Waukon, Iowa         | Waukon                          |
| 53  | Spencer Daufeldt     | DL   | 6-1  | 295 | #Fr. | West Liberty, Iowa   | West Liberty                    |
| 54  | Matt Fagan           | OL   | 6-5  | 294 | So.  | Council Bluffs, Iowa | St. Albert                      |
| 54  | * Daviyon Nixon      | DT   | 6-3  | 305 | Jr.  | Kenosha, Wis.        | Indian Trail/Iowa Western       |
| 55  | Luke Empen           | OL   | 6-4  | 287 | So.  | Clinton, Iowa        | Northeast Goose Lake            |
| 55  | Yahweh Jeudy         | LB   | 6-0  | 212 | #Fr. | Pompano Beach, Fla.  | Cardinal Gibbons                |
| 56  | Nick DeJong          | OL   | 6-6  | 296 | #Fr. | Pella, Iowa          | Pella                           |
| 57  | ** Chauncey Golston  | DL   | 6-5  | 270 | Sr.  | Detroit, Mich.       | East English Village Prep       |
| 57  | Clayton Thurm        | OL   | 6-4  | 283 | #Fr. | Williamsburg, Iowa   | Williamsburg                    |
| 58  | Taylor Fox           | DL   | 6-3  | 288 | #Fr. | Winthrop, Iowa       | East Buchanan                   |
| 60  | Noah Fenske          | OL   | 6-4  | 307 | #Fr. | New Hampton, Iowa    | New Hampton                     |
| 61  | *** Cole Banwart     | OL   | 6-4  | 296 | Sr.  | Ottosen, Iowa        | Algona                          |
| 63  | Justin Britt         | OL   | 6-5  | 293 | #Fr. | Indianapolis, Ind.   | Warren Central                  |
| 64  | * Kyler Schott       | OL   | 6-2  | 293 | Jr.  | Coggon, Iowa         | North Linn                      |
| 65  | * Tyler Linderbaum   | OL   | 6-3  | 289 | So.  | Solon, Iowa          | Solon                           |
| 66  | * Dalles Jacobus     | DL   | 6-0  | 294 | Sr.  | Palo, Iowa           | Cedar Rapids Kennedy            |
| 69  | Tyler Endres         | OL   | 6-6  | 310 | #Fr. | Norwalk, Iowa        | Norwalk                         |
| 71  | ** Mark Kallenberger | OL   | 6-5  | 290 | Jr.  | Bettendorf, Iowa     | Bettendorf                      |
| 73  | * Cody Ince          | OL   | 6-4  | 285 | So.  | Balsam Lake, Wis.    | Unity                           |
| 74  | * Austin Schulte     | DL   | 6-4  | 283 | Sr.  | Pella, Iowa          | Pella                           |
| 75  | Josh Volk            | OL   | 6-4  | 314 | Fr.  | Cedar Rapids, Iowa   | Xavier                          |
| 76  | Tyler Elsbury        | OL   | 6-5  | 302 | Fr.  | Byron, Ill.          | Byron                           |
| 77  | *** Alaric Jackson   | OL   | 6-6  | 315 | Sr.  | Detroit, Mich.       | Renaissance                     |
| 78  | Mason Richman        | OL   | 6-6  | 289 | Fr.  | Leawood, Kan.        | Blue Valley                     |
| 79  | * Jack Plumb         | OL   | 6-7  | 293 | So.  | Green Bay, Wis.      | Bay Port                        |
| 80  | Josiah Miamen        | TE   | 6-4  | 242 | #Fr. | Peoria, Ill.         | Dunlap                          |
| 81  | Desmond Hutson       | WR   | 6-3  | 210 | #Fr. | Raytown, Mo.         | Raytown                         |
| 82  | Calvin Lockett       | WR   | 6-2  | 183 | So.  | Largo, Fla.          | Largo                           |
| 83  | Alec Kritta          | WR   | 5-11 | 190 | #Fr. | St. Charles, Ill.    | St. Charles North               |
| 84  | * Sam LaPorta ^      | TE   | 6-4  | 249 | So.  | Highland, Ill.       | Highland                        |
| 84  | Austin Spiewak       | LS   | 6-1  | 239 | Sr.  | Palatine, Ill.       | Fremd                           |
| 85  | Luke Lachey          | TE   | 6-6  | 237 | Fr.  | Columbus, Ohio       | Grandview                       |
| 85  | Logan Lee            | DL   | 6-5  | 267 | #Fr. | Orion, Ill.          | Orion                           |
| 86  | Tommy Kujawa         | TE   | 6-3  | 237 | Jr.  | Greendale, Wis.      | Greendale                       |
| 86  | Jameson Witte        | DL   | 6-5  | 276 | Fr.  | O'Fallon, Mo.        | St. Dominic                     |
| 87  | Elijah Yelverton     | TE   | 6-5  | 247 | Fr.  | Royse City, Texas    | Trinity Christian               |
| 88  | Isaiah Bruce         | DL   | 6-2  | 273 | Fr.  | Lena, Ill.           | Lena-Winslow                    |
| 88  | Jackson Frericks     | TE   | 6-6  | 215 | #Fr. | Cedar Falls, Iowa    | Cedar Falls                     |
| 89  | * Nico Ragaini       | WR   | 6-0  | 193 | So.  | East Haven, Conn.    | Notre Dame/Avon Old Farms Prep  |
| 90  | Taajhir McCall       | DL   | 6-3  | 215 | #Fr. | Pensacola, Fla.      | Pine Forest                     |
| 91  | Lukas Van Ness       | DL   | 6-5  | 259 | Fr.  | Barrington, Ill.     | Barrington                      |
| 92  | * John Waggoner      | DL   | 6-5  | 271 | So.  | Des Moines, Iowa     | Dowling                         |
| 93  | Jake Karchinski      | DL   | 6-4  | 279 | #Fr. | De Pere, Wis.        | West                            |
| 94  | Yahya Black          | DL   | 6-5  | 279 | Fr.  | Marshall, Minn.      | Marshall                        |
| 95  | Logan Jones          | DL   | 6-3  | 267 | Fr.  | Council Bluffs, Iowa | Lewis Central                   |
| 96  | Lucas Amaya          | K    | 6-2  | 207 | #Fr. | Muskego, Wis.        | Muskego                         |
| 96  | Jack Heflin          | DL   | 6-4  | 312 | Sr.  | Prophetstown, Ill.   | Erie-Prophetstown/Northern Ill. |
| 97  | Liam Reardon         | LS   | 6-1  | 190 | Fr.  | Chicago, Ill.        | Mount Carmel                    |
| 97  | * Zach VanValkenburg | DL   | 6-4  | 270 | Sr.  | Zeeland, Mich.       | Zeeland West/Hillsdale College  |
| 98  | Chris Reames         | DL   | 6-7  | 255 | #Fr. | Van Meter, Iowa      | Van Meter                       |
| 99  | * Noah Shannon       | DL   | 6-0  | 288 | So.  | Aurora, Ill.         | Oswego                          |

\* - indicates letters won; ^ - redshirt year still available; # - redshirt freshman

## Players: 126

|                   |    |                          |    |
|-------------------|----|--------------------------|----|
| Seniors: _____    | 22 | Redshirt Freshmen: _____ | 32 |
| Juniors: _____    | 13 | Freshmen: _____          | 32 |
| Sophomores: _____ | 27 |                          |    |

## Returning Lettermen: 41

|                        |    |                  |    |
|------------------------|----|------------------|----|
| 3-yr. Lettermen: _____ | 7  | Offense: _____   | 18 |
| 2-yr. Lettermen: _____ | 12 | Defense: _____   | 21 |
| 1-yr. Lettermen: _____ | 22 | Specialty: _____ | 2  |

| No.   |     | Name                  | Pos. | Ht.  | Wt. | Yr.  | Hometown              | High School/Previous            |
|-------|-----|-----------------------|------|------|-----|------|-----------------------|---------------------------------|
| 4     | *   | Dane Belton ^         | DB   | 6-1  | 205 | So.  | Tampa, Fla.           | Jesuit                          |
| 7     |     | Reggie Bracy          | DB   | 6-0  | 203 | Fr.  | Mobile, Ala.          | St. Paul's Episcopal            |
| 20    | *   | Julius Brents         | DB   | 6-3  | 204 | So.  | Indianapolis, Ind.    | Warren Central                  |
| 29    |     | Sebastian Castro      | DB   | 5-11 | 197 | #Fr. | Oak Lawn, Ill.        | Richards                        |
| 15    |     | Dallas Craddieth      | DB   | 5-11 | 196 | So.  | St. Louis, Mo.        | Hazelwood Central               |
| 17    |     | Brenden Deasfernandes | DB   | 6-0  | 176 | Fr.  | Belleville, Mich.     | Belleville                      |
| 37    |     | Kyler Fisher          | DB   | 5-11 | 213 | #Fr. | Farnhamville, Iowa    | SE Valley                       |
| 8     | *** | Matt Hankins ^        | DB   | 6-0  | 180 | Sr.  | Lewisville, Tex.      | Marcus                          |
| 27    |     | Jermari Harris        | DB   | 6-1  | 177 | #Fr. | Chicago, Ill.         | Montini Catholic                |
| 21    |     | Thomas Hartlieb       | DB   | 5-11 | 196 | #Fr. | Madison, Wis.         | Edgewood                        |
| 28    | **  | Jack Koerner          | DB   | 6-0  | 205 | Jr.  | Des Moines, Iowa      | Dowling                         |
| 11    |     | AJ Lawson             | DB   | 6-0  | 178 | Fr.  | Decatur, Ill.         | MacArthur                       |
| 13    | **  | Henry Marchese        | DB   | 6-3  | 199 | Jr.  | Vernon Hills, Ill.    | Stevenson                       |
| 14    |     | Daraun McKinney       | DB   | 5-10 | 191 | #Fr. | River Rouge, Mich.    | River Rouge                     |
| 26    | *   | Kaevon Merriweather   | DB   | 6-0  | 205 | So.  | Belleville, Mich.     | Belleville                      |
| 33    | **  | Riley Moss ^          | DB   | 6-1  | 191 | Jr.  | Ankeny, Iowa          | Centennial                      |
| 22    | *   | Terry Roberts         | DB   | 5-10 | 177 | So.  | Erie, Pa.             | Cathedral Prep                  |
| 30    |     | Quinn Schulte         | DB   | 6-1  | 197 | #Fr. | Cedar Rapids, Iowa    | Xavier                          |
| <hr/> |     |                       |      |      |     |      |                       |                                 |
| 47    |     | Nick Anderson         | LB   | 6-2  | 230 | Sr.  | Wauke, Iowa           | Wauke/Iowa Western              |
| 44    | *   | Seth Benson           | LB   | 6-0  | 231 | So.  | Sioux Falls, S.D.     | Washington                      |
| 31    | *   | Jack Campbell ^       | LB   | 6-5  | 243 | So.  | Cedar Falls, Iowa     | Cedar Falls                     |
| 32    | **  | Djimon Colbert        | LB   | 6-1  | 225 | Jr.  | Shawnee Mission, Kan. | Bishop Miege                    |
| 34    |     | Jay Higgins           | LB   | 6-2  | 219 | Fr.  | Indianapolis, Ind.    | Brebeuf Jesuit Prep             |
| 5     |     | Jestin Jacobs         | LB   | 6-4  | 235 | #Fr. | Englewood, Ohio       | Northmont                       |
| 55    |     | Yahweh Jeudy          | LB   | 6-0  | 212 | #Fr. | Pompano Beach, Fla.   | Cardinal Gibbons                |
| 46    |     | Logan Klemp           | LB   | 6-2  | 232 | So.  | Jewell, Iowa          | South Hamilton                  |
| 49    | *** | Nick Niemann          | LB   | 6-4  | 233 | Sr.  | Sycamore, Ill.        | Sycamore                        |
| 40    |     | Josef Smith           | LB   | 6-3  | 210 | Fr.  | Britt, Iowa           | West Hancock                    |
| 36    |     | Mike Timm             | LB   | 6-0  | 234 | So.  | Delafield, Wis.       | Kettle Moraine                  |
| 35    | **  | Barrington Wade       | LB   | 6-1  | 236 | Sr.  | Skokie, Ill.          | Niles North                     |
| <hr/> |     |                       |      |      |     |      |                       |                                 |
| 94    |     | Yahya Black           | DL   | 6-5  | 279 | Fr.  | Marshall, Minn.       | Marshall                        |
| 88    |     | Isaiah Bruce          | DL   | 6-2  | 273 | Fr.  | Lena, Ill.            | Lena-Winslow                    |
| 45    |     | Deontae Craig         | DL   | 6-3  | 249 | Fr.  | Ft. Wayne, Ind.       | Culver Academies                |
| 53    |     | Spencer Daufeldt      | DL   | 6-1  | 295 | #Fr. | West Liberty, Iowa    | West Liberty                    |
| 13    | *   | Joe Evans             | DE   | 6-2  | 248 | So.  | Ames, Iowa            | Ames                            |
| 58    |     | Taylor Fox            | DL   | 6-3  | 288 | #Fr. | Winthrop, Iowa        | East Buchanan                   |
| 57    | **  | Chauncey Golston      | DL   | 6-5  | 270 | Sr.  | Detroit, Mich.        | East English Village Prep       |
| 96    |     | Jack Heflin           | DL   | 6-4  | 312 | Sr.  | Prophetstown, Ill.    | Erie-Prophetstown/Northern Ill. |
| 48    |     | Ethan Hurkett         | DL   | 6-3  | 245 | Fr.  | Cedar Rapids, Iowa    | Xavier                          |
| 66    | *   | Dalles Jacobus        | DL   | 6-0  | 294 | Sr.  | Palo, Iowa            | Cedar Rapids Kennedy            |
| 95    |     | Logan Jones           | DL   | 6-3  | 267 | Fr.  | Council Bluffs, Iowa  | Lewis Central                   |
| 93    |     | Jake Karchinski       | DL   | 6-4  | 279 | #Fr. | De Pere, Wis.         | West                            |
| 85    |     | Logan Lee             | DL   | 6-5  | 267 | #Fr. | Orion, Ill.           | Orion                           |
| 43    |     | Matt Lorbeck ^        | DL   | 6-4  | 255 | Sr.  | Green Bay, Wis.       | Bay Port                        |
| 90    |     | Taajhir McCall        | DL   | 6-3  | 215 | #Fr. | Pensacola, Fla.       | Pine Forest                     |
| 54    | *   | Daviyon Nixon         | DT   | 6-3  | 305 | Jr.  | Kenosha, Wis.         | Indian Trail/Iowa Western       |
| 98    |     | Chris Reames          | DL   | 6-7  | 255 | #Fr. | Van Meter, Iowa       | Van Meter                       |
| 74    | *   | Austin Schulte        | DL   | 6-4  | 283 | Sr.  | Pella, Iowa           | Pella                           |
| 99    | *   | Noah Shannon          | DL   | 6-0  | 288 | So.  | Aurora, Ill.          | Oswego                          |
| 50    |     | Louie Stec            | DT   | 6-0  | 261 | #Fr. | LaGrange Park, Ill.   | Nazareth                        |
| 91    |     | Lukas Van Ness        | DL   | 6-5  | 259 | Fr.  | Barrington, Ill.      | Barrington                      |
| 97    | *   | Zach VanValkenburg    | DL   | 6-4  | 270 | Sr.  | Zeeland, Mich.        | Zeeland West/Hillsdale College  |
| 92    | *   | John Waggoner         | DL   | 6-5  | 271 | So.  | Des Moines, Iowa      | Dowling                         |
| 86    |     | Jameson Witte         | DL   | 6-5  | 276 | Fr.  | O'Fallon, Mo.         | St. Dominic                     |
| <hr/> |     |                       |      |      |     |      |                       |                                 |
| 96    |     | Lucas Amaya           | K    | 6-2  | 207 | #Fr. | Muskego, Wis.         | Muskego                         |
| 1     |     | Aaron Blom            | K    | 5-11 | 188 | Fr.  | Oskaloosa, Iowa       | Oskaloosa                       |
| 3     | **  | Keith Duncan          | K    | 5-10 | 179 | Sr.  | Weddington, N.C.      | Weddington                      |
| 2     |     | Ryan Gersonde         | P    | 6-4  | 194 | Jr.  | Milwaukee, Wis.       | Marquette                       |
| 50    |     | Zach Kluver           | LS   | 6-0  | 195 | #Fr. | Ankeny, Iowa          | Centennial                      |
| 45    |     | Nick Phelps           | P    | 5-10 | 207 | So.  | Kingsley, Iowa        | Woodbury Central/N.D. State     |
| 97    |     | Liam Reardon          | LS   | 6-1  | 190 | Fr.  | Chicago, Ill.         | Mount Carmel                    |
| 10    | *   | Caleb Shudak          | K    | 5-8  | 178 | Sr.  | Council Bluffs, Iowa  | Lewis Central                   |
| 84    |     | Austin Spiewak        | LS   | 6-1  | 239 | Sr.  | Palatine, Ill.        | Fremd                           |
| 9     |     | Tory Taylor           | P    | 6-4  | 225 | Fr.  | Melbourne, Aus.       | Haileybury College              |



# 2020 ROSTER BY POSITION

| No. | Name                       | Pos. | Ht.  | Wt. | Yr.  | Hometown               | High School/Previous            |
|-----|----------------------------|------|------|-----|------|------------------------|---------------------------------|
| 2   | Deuce Hogan                | QB   | 6-4  | 213 | Fr.  | Southlake, Texas       | Faith Christian                 |
| 11  | Connor Kapisak             | QB   | 6-5  | 209 | So.  | South Windsor, Conn.   | South Windsor                   |
| 8   | Alex Padilla               | QB   | 6-1  | 198 | #Fr. | Greenwood Village, Co. | Cherry Creek                    |
| 7   | Spencer Petras             | QB   | 6-5  | 231 | So.  | San Rafael, Calif.     | Marin Catholic                  |
| 61  | *** Cole Banwart           | OL   | 6-4  | 296 | Sr.  | Ottosen, Iowa          | Algona                          |
| 63  | Justin Britt               | OL   | 6-5  | 293 | #Fr. | Indianapolis, Ind.     | Warren Central                  |
| 51  | Coy Cronk                  | OL   | 6-5  | 305 | Sr.  | Lafayette, Ind.        | Central Catholic/Indiana        |
| 56  | Nick DeJong                | OL   | 6-6  | 296 | #Fr. | Pella, Iowa            | Pella                           |
| 76  | Tyler Elsbury              | OL   | 6-5  | 302 | Fr.  | Byron, Ill.            | Byron                           |
| 55  | Luke Empen                 | OL   | 6-4  | 287 | So.  | Clinton, Iowa          | Northeast Goose Lake            |
| 69  | Tyler Endres               | OL   | 6-6  | 310 | #Fr. | Norwalk, Iowa          | Norwalk                         |
| 54  | Matt Fagan                 | OL   | 6-5  | 294 | So.  | Council Bluffs, Iowa   | St. Albert                      |
| 52  | Asher Fahey                | OL   | 6-5  | 270 | Fr.  | Waukon, Iowa           | Waukon                          |
| 60  | Noah Fenske                | OL   | 6-4  | 307 | #Fr. | New Hampton, Iowa      | New Hampton                     |
| 73  | * Cody Ince                | OL   | 6-4  | 285 | So.  | Balsam Lake, Wis.      | Unity                           |
| 77  | *** Alaric Jackson         | OL   | 6-6  | 315 | Sr.  | Detroit, Mich.         | Renaissance                     |
| 71  | ** Mark Kallenberger       | OL   | 6-5  | 290 | Jr.  | Bettendorf, Iowa       | Bettendorf                      |
| 65  | * Tyler Linderbaum         | OL   | 6-3  | 289 | So.  | Solon, Iowa            | Solon                           |
| 79  | * Jack Plumb               | OL   | 6-7  | 293 | So.  | Green Bay, Wis.        | Bay Port                        |
| 78  | Mason Richman              | OL   | 6-6  | 289 | Fr.  | Leawood, Kan.          | Blue Valley                     |
| 64  | * Kyler Schott             | OL   | 6-2  | 293 | Jr.  | Coggon, Iowa           | North Linn                      |
| 57  | Clayton Thurm              | OL   | 6-4  | 283 | #Fr. | Williamsburg, Iowa     | Williamsburg                    |
| 75  | Josh Volk                  | OL   | 6-4  | 314 | Fr.  | Cedar Rapids, Iowa     | Xavier                          |
| 42  | *** Shaun Beyer            | TE   | 6-5  | 248 | Sr.  | Shellsburg, Iowa       | Cedar Rapids Kennedy            |
| 88  | Jackson Frericks           | TE   | 6-6  | 215 | #Fr. | Cedar Falls, Iowa      | Cedar Falls                     |
| 86  | Tommy Kujawa               | TE   | 6-3  | 237 | Jr.  | Greendale, Wis.        | Greendale                       |
| 85  | Luke Lachey                | TE   | 6-6  | 237 | Fr.  | Columbus, Ohio         | Grandview                       |
| 84  | * Sam LaPorta ^            | TE   | 6-4  | 249 | So.  | Highland, Ill.         | Highland                        |
| 80  | Josiah Miamen              | TE   | 6-4  | 242 | #Fr. | Peoria, Ill.           | Dunlap                          |
| 48  | Bryce Schulte              | TE   | 6-3  | 241 | Jr.  | Cedar Rapids, Iowa     | Xavier                          |
| 47  | Andrew Wilson              | TE   | 6-3  | 220 | Fr.  | Sterling, Ill.         | Newman Central Catholic         |
| 87  | Elijah Yelverton           | TE   | 6-5  | 247 | Fr.  | Royse City, Texas      | Trinity Christian               |
| 23  | Shadrack Byrd              | RB   | 5-10 | 210 | #Fr. | Alabaster, Ala.        | Thompson                        |
| 15  | * Tyler Goodson ^          | RB   | 5-10 | 200 | So.  | Suwanee, Ga.           | North Gwinnett                  |
| 21  | *** Ivory Kelly-Martin     | RB   | 5-10 | 204 | Jr.  | Plainfield, Ill.       | Oswego East                     |
| 20  | Keontae Luckett            | RB   | 5-9  | 204 | #Fr. | New London, Iowa       | New London                      |
| 10  | ** Mekhi Sargent           | RB   | 5-9  | 209 | Sr.  | Key West, Fla.         | Key West/Iowa Western           |
| 25  | Gavin Williams             | RB   | 6-0  | 213 | Fr.  | Altoona, Iowa          | Dowling                         |
| 4   | Leshon Williams            | RB   | 5-10 | 208 | Fr.  | Chicago, Ill.          | Richards                        |
| 9   | Jack Combs                 | WR   | 6-1  | 190 | Jr.  | Grand Rapids, Mich.    | East/Central Michigan           |
| 19  | ** Max Cooper ^            | WR   | 6-0  | 192 | Sr.  | Waukesha, Wis.         | Catholic Memorial               |
| 1   | Nolan Donald               | WR   | 5-9  | 194 | #Fr. | Morton, Ill.           | Morton                          |
| 26  | Jamison Heinz              | WR   | 6-0  | 200 | Fr.  | Humboldt, Iowa         | Humboldt                        |
| 81  | Desmond Hutson             | WR   | 6-3  | 210 | #Fr. | Raytown, Mo.           | Raytown                         |
| 27  | Jack Johnson               | WR   | 6-0  | 190 | Fr.  | West Des Moines, Iowa  | Valley                          |
| 16  | Charlie Jones              | WR   | 6-0  | 187 | Jr.  | Deerfield, Ill.        | Deerfield/Buffalo               |
| 83  | Alec Kritta                | WR   | 5-11 | 190 | #Fr. | St. Charles, Ill.      | St. Charles North               |
| 82  | Calvin Lockett             | WR   | 6-2  | 183 | So.  | Largo, Fla.            | Largo                           |
| 14  | Quavon Matthews            | WR   | 5-11 | 168 | Fr.  | Largo, Fla.            | Largo                           |
| 89  | * Nico Ragaini             | WR   | 6-0  | 193 | So.  | East Haven, Conn.      | Notre Dame/Avon Old Farms Prep  |
| 29  | Jackson Ritter             | WR   | 6-3  | 208 | #Fr. | Frankfort, Ill.        | Lincoln-Way East                |
| 12  | ** Brandon Smith ^         | WR   | 6-2  | 215 | Sr.  | Lake Cormorant, Miss.  | Lake Cormorant                  |
| 6   | *** Ihmir Smith-Marsette ^ | WR   | 6-1  | 179 | Sr.  | Newark, N.J.           | Weequahic                       |
| 3   | * Tyrone Tracy, Jr.        | WR   | 5-11 | 203 | So.  | Camby, Ind.            | Decatur Central                 |
| 18  | Diante Vines               | WR   | 6-0  | 187 | Fr.  | Danbury, Ct.           | The Taft School                 |
| 28  | Isaiah Wagner              | WR   | 6-3  | 205 | Fr.  | Pleasant Hill, Iowa    | Southeast Polk                  |
| 17  | Wyatt Wegener              | WR   | 6-2  | 206 | Fr.  | Algona, Iowa           | Algona                          |
| 41  | Colton Dinsdale            | FB   | 5-11 | 232 | Sr.  | Reinbeck, Iowa         | Gladbrook-Reinbeck/Iowa Western |
| 40  | Turner Pallissard          | FB   | 6-0  | 248 | So.  | Frankfort, Ill.        | Lincoln-Way East                |
| 32  | Johnny Plewa               | FB   | 6-0  | 232 | #Fr. | Franklin, Wis.         | Franklin                        |
| 38  | * Monte Pottebaum          | FB   | 6-1  | 244 | So.  | Larchwood, Iowa        | West Lyon                       |

\* - indicates letters won; ^ - redshirt year still available; # - redshirt freshman

**Lettermen Information**
**Lettermen Returning (41)**
**Offense (18)**

|                       |                          |
|-----------------------|--------------------------|
| Running Back (3) - -  | * Tyler Goodson          |
|                       | ** Ivory Kelly-Martin    |
|                       | ** Mekhi Sargent         |
| Fullback (1) - -      | * Monte Pottebaum        |
| Tight End (2) - -     | *** Shaun Beyer          |
|                       | * Sam LaPorta            |
| Wide Receiver (5) - - | ** Max Cooper            |
|                       | * Nico Ragaini           |
|                       | ** Brandon Smith         |
|                       | *** Ihmir Smith-Marsette |
|                       | * Tyrone Tracy, Jr.      |
| Offensive Line (7)    | *** Cole Banwart         |
|                       | * Cody Ince              |
|                       | *** Alaric Jackson       |
|                       | ** Mark Kallenberger     |
|                       | * Tyler Linderbaum       |
|                       | * Jack Plumb             |
|                       | * Kyler Schott           |

**Defense (22)**

|                        |                       |
|------------------------|-----------------------|
| Defensive End (4) - -  | * Joe Evans           |
|                        | ** Chauncey Golston   |
|                        | * Zach VanValkenburg  |
|                        | * John Waggoner       |
| Defensive Line (4) - - | * Dalles Jacobus      |
|                        | * Daviyon Nixon       |
|                        | * Austin Schulte      |
|                        | * Noah Shannon        |
| Linebacker (5) - -     | * Seth Benson         |
|                        | * Jack Campbell       |
|                        | ** Djimon Colbert     |
|                        | *** Nick Niemann      |
|                        | ** Barrington Wade    |
| Defensive Back (8)     | * Dane Belton         |
|                        | * Julius Brents       |
|                        | *** Matt Hankins      |
|                        | ** Jack Koerner       |
|                        | ** Henry Marchese     |
|                        | * Kaevon Merriweather |
|                        | ** Riley Moss         |
|                        | * Terry Roberts       |

**Specialists (2)**

|                |                 |
|----------------|-----------------|
| Kicker (2) - - | ** Keith Duncan |
|                | * Caleb Shudak  |

**Returning Lettermen  
Breakdown (41)**

|                   |    |
|-------------------|----|
| 3 year Lettermen: | 7  |
| 2 year Lettermen: | 12 |
| 1 year Lettermen: | 24 |

**Lettermen Lost (26)**
**Offense (10)**

|                        |                   |
|------------------------|-------------------|
| Quarterback (2) - -    | * Ryan Schmidt    |
|                        | *** Nate Stanley  |
| Fullback (2) - -       | * Joe Ludwig      |
|                        | **** Brady Ross   |
| Running Back (1) - -   | *** Toren Young   |
| Offensive Line (3) - - | ** Landan Paulsen |
|                        | **** Levi Paulsen |
|                        | *** Tristan Wirfs |
| Tight End (2) - -      | ** Drew Cook      |
|                        | **** Nate Wieting |

**Defense (12)**

|                          |                        |
|--------------------------|------------------------|
| Defensive Tackle (2) - - | **** Cedrick Lattimore |
|                          | *** Brady Reiff        |
| Defensive End (2) - -    | *** A.J. Epenesa       |
|                          | **** Amani Jones       |
| Linebacker (2) - -       | **** Kristian Welch    |
|                          | * Dillon Doyle         |
| Defensive Back (6)       | ** Wes Dvorak          |
|                          | * D.J. Johnson         |
|                          | ** John Milani         |
|                          | **** Michael Ojemudia  |
|                          | *** Geno Stone         |
|                          | **** Devonte Young     |

**Specialists (4)**

|                      |                        |
|----------------------|------------------------|
| Punter (2) - -       | *** Colten Rastetter   |
|                      | * Michael Sleep-Dalton |
| Long Snapper (2) - - | ** Jackson Subbert     |
|                      | ** Nate Vejvoda        |

\* - - indicates letters earned

**Starters Information**
**Starters Returning**
**(13, includes 2 specialists)**

Reflects 2019 final game line-up. Number of 2019 starts in ( ), followed by career starts

**Offense (6)**

|                |                               |
|----------------|-------------------------------|
| Running Back   | Tyler Goodson (4, 4)          |
| Wide Receiver  | Brandon Smith (7, 19)         |
|                | Ihmir Smith-Marsette (10, 16) |
| Offensive Line | Alaric Jackson (10, 34)       |
|                | Tyler Linderbaum (13, 13)     |
|                | Kyler Schott (6, 6)           |

**Defense (5)**

|                |                           |
|----------------|---------------------------|
| Defensive End  | Chauncey Golston (13, 13) |
| Linebacker     | Djimon Colbert (13, 23)   |
|                | Nick Niemann (8, 13)      |
| Defensive Back | Matt Hankins (10, 19)     |
|                | Jack Koerner (11, 11)     |

**Specialists (2)**

|          |                       |
|----------|-----------------------|
| Kicker   | Keith Duncan (13, 26) |
| Kickoffs | Caleb Shudak (13, 13) |

**Starters Lost**
**(14, includes 3 specialists)**
**Offense (5)**

|                |                         |
|----------------|-------------------------|
| Quarterback    | Nate Stanley (13, 39)   |
| Tight End      | Nate Wieting (10, 17)   |
| Fullback       | Brady Ross (4, 5)       |
| Offensive Line | Landan Paulsen (11, 11) |
|                | Tristan Wirfs (13, 33)  |

**Defense (6)**

|                  |                            |
|------------------|----------------------------|
| Defensive End    | A.J. Epenesa (13, 13)      |
| Defensive Tackle | Cedrick Lattimore (13, 19) |
|                  | Brady Reiff (10, 10)       |
| Linebacker       | Kristian Welch (10, 16)    |
| Defensive Back   | Michael Ojemudia (12, 22)  |
|                  | Geno Stone (13, 21)        |

**Specialists (3)**

|              |                               |
|--------------|-------------------------------|
| Holder       | Colten Rastetter (13, 26)     |
| Long Snapper | Jackson Subbert (13, 26)      |
| Punter       | Michael Sleep-Dalton (13, 13) |

**Others Returning with  
Starting Experience**

Number of 2019 starts in ( ), followed by career starts

**Offense (8)**

|                |                           |
|----------------|---------------------------|
| Offensive Line | Cole Banwart (2, 9)       |
|                | Mark Kallenberger (5, 5)  |
| Running Back   | Ivory Kelly-Martin (0, 6) |
|                | Mekki Sargent (8, 12)     |
| Tight End      | Shawn Beyer (8, 8)        |
|                | Sam LaPorta (2, 2)        |
| Wide Receiver  | Nico Ragaini (2, 2)       |
|                | Tyrone Tracy, Jr. (8, 8)  |

**Defense (9)**

|                |                            |
|----------------|----------------------------|
| Defensive Line | Daviyon Nixon (1, 1)       |
|                | Austin Schulte (2, 2)      |
| Linebacker     | Dane Belton (4, 4)         |
|                | Jack Campbell (1, 1)       |
|                | Barrington Wade (1, 1)     |
| Defensive Back | Julius Brents (0, 5)       |
|                | Kaevon Merriweather (1, 1) |
|                | Riley Moss (1, 7)          |

[illegible]

| #  | Name                          | Pronunciation      | #  | Name                 | Pronunciation         |
|----|-------------------------------|--------------------|----|----------------------|-----------------------|
|    | Head Coach Kirk Ferentz       | FAIR-ints          | 20 | Keontae Luckett      | key-AUN-tae           |
|    | Assistant Coach Brian Ferentz | FAIR-ints          | 13 | Henry Marchese       | mar-CASE              |
|    | Assistant Coach Tim Polasek   | PAWL-uh-seck       | 14 | Quavon Matthews      | QWAY-vohn             |
| 96 | Lucas Amaya                   | Ah-MAY-ah          | 90 | Taajhir McCall       | TAA-zjheer            |
| 94 | Yahya Black                   | WHY-yay            | 14 | Daraun McKinney      | DAY-ron               |
| 1  | Aaron Blom                    | BLOMB              | 26 | Kaevon Merriweather  | KAY-vohn              |
| 32 | Djimon Colbert                | JYE-mun            | 80 | Josiah Miamen        | me-AUH-mun            |
| 15 | Dallas Craddieth              | CRAD-ith           | 49 | Nick Niemann         | KNEE-mun              |
| 45 | Deontae Craig                 | dee-AUHN-tae       | 54 | Daviyon Nixon        | DAVE-ee-un            |
| 53 | Spencer Daufeldt              | DAW-feld           | 8  | Alex Padilla         | puh-DEE-ah            |
| 17 | Brenden Deasfernandes         | dee-EZ-fur-nan-dez | 40 | Turner Pallissard    | PAL-is-ard            |
| 56 | Nick DeJong                   | dee-YOUNG          | 7  | Spencer Petras       | PEE-tris              |
| 69 | Tyler Endres                  | AUN-drez           | 38 | Monte Pottebaum      | POT-uh-bomb           |
| 52 | Asher Fahey                   | FAY-hee            | 89 | Nico Ragaini         | ruh-GAIN-ee           |
| 90 | Ryan Gersonde                 | gir-SAUN-day       | 10 | Mekhi Sargent        | MUH-kye               |
| 27 | Jermari Harris                | jir-MAR-ee         | 64 | Kyler Schott         | SHOT                  |
| 48 | Ethan Hurkett                 | HERK-it            | 74 | Austin Schulte       | SHUL-tee              |
| 77 | Alaric Jackson                | AH-lair-ick        | 48 | Bryce Schulte        | SHUL-tee              |
| 66 | Dalles Jacobus                | DALLAS juh-COE-bus | 30 | Quinn Schulte        | SHUL-tee              |
| 55 | Yahweh Jeudy                  | YAW-way JUDY       | 40 | Josef Smith          | JOSEPH                |
| 11 | Connor Kapisak                | KAP-uh-sak         | 6  | Ihmir Smith-Marsette | AH-meer Smith MAR-set |
| 93 | Jake Karchinski               | kar-CHIN-ski       | 84 | Austin Spiewak       | SPEE-wack             |
| 28 | Jack Koerner                  | KERN-ir            | 18 | Diante Vines         | dee-AUHN-tae          |
| 86 | Tommy Kujawa                  | KOO-yah-vuh        | 17 | Wyatt Wegener        | WEG-uh-nur            |
| 85 | Luke Lachey                   | luh-SHAY           | 86 | Jamison Witte        | WHIT-ee               |
|    |                               |                    | 87 | Elijah Yelverton     | YELL-vir-ton          |



**OFFENSE**

| Pos. | No. |     | Name                   | Ht.  | Wt. | Yr.  | Hometown (Previous School)                 |
|------|-----|-----|------------------------|------|-----|------|--|
| WR   | 12  | **  | Brandon Smith ^        | 6-2  | 215 | Sr.  | Lake Cormorant, Miss. (Lake Cormorant)     |
|      | 3   | *   | Tyrone Tracy, Jr.      | 5-11 | 203 | So.  | Camby, Ind. (Decatur Central)              |
| TE   | 84  | *   | Sam LaPorta ^          | 6-4  | 249 | So.  | Highland, Ill. (Highland)                  |
|      | 42  | *** | Shaun Beyer            | 6-5  | 248 | Sr.  | Shellsburg, Iowa (Cedar Rapids Kennedy)    |
| LT   | 77  | *** | Alaric Jackson         | 6-6  | 315 | Sr.  | Detroit, Mich. (Renaissance)               |
|      | 79  | *   | Jack Plumb             | 6-7  | 293 | So.  | Green Bay, Wis. (Bay Port)                 |
| LG   | 73  | *   | Cody Ince              | 6-4  | 285 | So.  | Balsam Lake, Wis. (Unity)                  |
|      | 55  |     | Luke Empen             | 6-4  | 287 | So.  | Clinton, Iowa (Northeast Goose Lake)       |
| C    | 65  | *   | Tyler Linderbaum       | 6-3  | 289 | So.  | Solon, Iowa (Solon)                        |
|      | 63  |     | Justin Britt           | 6-3  | 293 | #Fr. | Indianapolis, Ind. (Warren Central)        |
| RG   | 64  | *   | Kyler Schott           | 6-2  | 293 | Jr.  | Coggon, Iowa (North Linn)                  |
|      | 60  |     | Noah Fenske            | 6-4  | 307 | #Fr. | New Hampton, Iowa (New Hampton)            |
| RT   | 71  | **  | Mark Kallenberger      | 6-5  | 290 | Jr.  | Bettendorf, Iowa (Bettendorf)              |
|      | 51  |     | Coy Cronk              | 6-5  | 305 | Sr.  | Lafayette, Ind. (Central Catholic/Indiana) |
| WR   | 6   | *** | Ihmir Smith-Marsette ^ | 6-1  | 179 | Sr.  | Newark, N.J. (Weequahic)                   |
|      | 89  | *   | Nico Ragaini           | 6-0  | 193 | So.  | East Haven, Conn. (Avon Old Farms Prep)    |
| QB   | 7   |     | Spencer Petras         | 6-5  | 231 | So.  | San Rafael, Calif. (Marin Catholic)        |
|      | 8   |     | Alex Padilla           | 6-1  | 198 | #Fr. | Greenwood Village, Co. (Cherry Creek)      |
| RB   | 15  | *   | Tyler Goodson ^        | 5-10 | 200 | So.  | Suwanee, Ga. (North Gwinnett)              |
|      | 10  | **  | Mekhi Sargent          | 5-9  | 209 | Sr.  | Key West, Fla. (Key West/Iowa Western)     |
|      | 21  | **  | Ivory Kelly-Martin     | 5-10 | 204 | Jr.  | Plainfield, Ill. (Oswego East)             |
| FB   | 38  | *   | Monte Pottebaum        | 6-1  | 244 | So.  | Larchwood, Iowa (West Lyon)                |
|      | 40  |     | Turner Pallissard      | 6-0  | 248 | So.  | Frankfort, Ill. (Lincoln-Way East)         |
| PK   | 3   | **  | Keith Duncan           | 5-10 | 179 | Sr.  | Weddington, N.C. (Weddington)              |
|      | 10  | *   | Caleb Shudak           | 5-8  | 178 | Sr.  | Council Bluffs, Iowa (Lewis Central)       |

**DEFENSE**

| Pos.     | No. |     | Name                | Ht.  | Wt. | Yr.  | Hometown (Previous School)                           |
|----------|-----|-----|---------------------|------|-----|------|--|
| LE       | 57  | **  | Chauncey Golston    | 6-5  | 270 | Sr.  | Detroit, Mich. (East English Village)                |
|          | 85  |     | Logan Lee           | 6-5  | 267 | #Fr. | Orion, Ill. (Orion)                                  |
| LT       | 54  | *   | Daviyon Nixon       | 6-3  | 305 | Jr.  | Kenosha, Wis. (Indian Trail/Iowa Western)            |
|          | 96  |     | Jack Heflin         | 6-4  | 312 | Sr.  | Prophetstown, Ill. (Eric-Prophetstown/Northern Ill.) |
|          | 99  | *   | Noah Shannon        | 6-0  | 288 | So.  | Aurora, Ill. (Oswego)                                |
| RT       | 74  | *   | Austin Schulte      | 6-4  | 283 | Sr.  | Pella, Iowa (Pella)                                  |
|          | 92  | *   | John Waggoner       | 6-5  | 271 | So.  | Des Moines, Iowa (Dowling)                           |
| RE       | 97  | *   | Zach VanValkenburg  | 6-4  | 270 | Sr.  | Zeeland, Mich. (Zeeland West)                        |
|          | 13  | *   | Joe Evans           | 6-2  | 248 | So.  | Ames, Iowa (Ames)                                    |
| Leo/Cash | 35  | **  | Barrington Wade     | 6-1  | 236 | Sr.  | Skokie, Ill. (Niles North)                           |
|          | 4   | *   | Dane Belton ^       | 6-1  | 205 | So.  | Tapa Fla. (Jesuit)                                   |
| MLB      | 31  | *   | Jack Campbell ^     | 6-5  | 243 | So.  | Cedar Falls, Iowa (Cedar Falls)                      |
|          | 44  | *   | Seth Benson         | 6-0  | 231 | So.  | Sioux Falls, S.D. (Washington)                       |
| WLB      | 49  | *** | Nick Niemann        | 6-4  | 233 | Sr.  | Sycamore, Ill. (Sycamore)                            |
|          | 5   |     | Jestin Jacobs       | 6-4  | 235 | #Fr. | Englewood, Ohio (Northmont)                          |
| LC       | 8   | *** | Matt Hankins ^      | 6-0  | 180 | Sr.  | Lewisville, Tex. (Marcus)                            |
|          | 20  | *   | Julius Brents       | 6-3  | 204 | So.  | Indianapolis, Ind. (Warren Central)                  |
| SS       | 4   | *   | Dane Belton ^       | 6-1  | 205 | So.  | Tapa Fla. (Jesuit)                                   |
|          | 29  |     | Sebastian Castro    | 5-11 | 197 | #Fr. | Oak Lawn, Ill. (Richards)                            |
| FS       | 28  | **  | Jack Koerner        | 6-0  | 205 | Jr.  | Des Moines, Iowa (Dowling)                           |
|          | 26  | *   | Kaevon Merriweather | 6-0  | 205 | So.  | Belleville, Mich. (Belleville)                       |
| RC       | 33  | **  | Riley Moss ^        | 6-1  | 191 | Jr.  | Ankeny, Iowa (Centennial)                            |
|          | 22  | *   | Terry Roberts       | 5-10 | 177 | So.  | Erie, Pa. (Cathedral Prep)                           |
| PT       | 9   |     | Tory Taylor         | 6-4  | 225 | Fr.  | Melbourne, Australia (Haileybury College)            |
|          | 2   |     | Ryan Gersonde       | 6-4  | 194 | Jr.  | Milwaukee, Wis. (Marquette)                          |
|          | 45  |     | Nick Phelps         | 5-10 | 207 | So.  | Kingsley, Iowa (Woodbury Central)                    |

Punt Returns: 19 Max Cooper  
 Kickoff Returns: 6 Ihmir Smith-Marsette  
 Deep Snaps: 84 Austin Spiewak

\* -- Letters won, ^ -- Redshirt year still available, # -- Indicates redshirt freshman



**47 - - Nick Anderson**  
Linebacker  
6-2, 230, Senior  
Waukee, Iowa (Waukee HS)  
Iowa Western CC

**Hawk Item** - - Earned Dean's List recognition, fall, 2018.


**2019 Honors** - - Academic All-Big Ten ... **2019** - - Saw first action of career in 30-0 win over Rutgers, but had no statistics as defense allowed just 125 yards total offense ... did not see action in final 11 games.

**2018** - - Did not see any game action.

**Junior College** - - Earned all-conference honors at Iowa Western ... ranks seventh at Iowa Western for tackles in a season (80) ... also recorded one interception and two fumble recoveries ... junior college coach was Scott Strohmeier.

**High school honors** - - Earned first-team all-conference honors as a senior ... **Career** - - Two-year football letterman ... prep team reached state semifinals as a junior and quarterfinals as a senior, posting combined 20-5 record ... led team in tackles as a senior with 65 tackles, including 12 tackles for loss and three sacks ... also recorded one interception and three forced fumbles ... also lettered in track.

**Personal** - - Born 6/15/98 ... enterprise leadership major ... academic all-conference as a prep and member of academic Honor Roll at Iowa Western ... parents are Vicky Lee and Kevin Anderson ... one of three players from Waukee on Iowa roster ... high school coach was Scott Carlson.



**61 - - \*\*\*Cole Banwart**  
Offensive Line  
6-4, 296, Senior  
Ottosen, Iowa (Algona)

**Hawk Item** - - Named to 2020 Leadership Group ... suffered injury during practice following fifth game of 2019 season and missed remainder of the season.

**2019** - - Saw action in three games while battling injuries throughout the season ... did not see action in 38-14 win over Miami due to injury ... did not see action in 30-0 win over Rutgers due to injury ... saw first action of the season in 18-17 win at Iowa State ... started at right guard in 48-3 win over Middle Tennessee as offense totaled 644 yards total offense ... started at right guard in 10-3 loss at #18 Michigan ... did not see action in 17-12 loss to #9 Penn State due to injury and missed the remainder of the season.


**2018** - - Started at right guard in 33-7 win over Northern Illinois as offense gained 209 net rushing yards ... started at right guard in 13-3 win over Iowa State ... saw action at right guard in 28-17 loss to #18 Wisconsin ... saw action at right guard in 48-31 win at Minnesota as offense gained 420 yards total offense ... saw action at right guard in 42-16 win at Indiana as offense gained 479 yards total offense ... saw action at right guard in 23-0 win over Maryland as offense gained 224 net rushing yards ... saw action at right guard in 30-24 loss at #17 Penn State ... started at right guard in 38-36 loss at Purdue ... started at right guard in 14-10 loss to Northwestern ... started at right guard in 63-0 win at Illinois at offense gained 400 yards total offense ... started at right guard and played every offensive down as offense rushed for 266 yards and gained 419 yards total offense in 31-28 win over Nebraska ... started at right guard and played every offensive down in 27-22 Outback Bowl win over #18 Mississippi State.

**2017** - - Saw action in 31-14 win over North Texas as offense gained 435 yards total offense ... saw action in 45-16 win over Illinois as offense gained 441 yards total offense ... saw action in 56-14 win at Nebraska at offense rushed for 313 yards and gained 505 yards total offense.

**2016** - - Redshirted.

**High School honors** -- First-team all-state as offensive lineman as a senior ... first-team all-state as defensive lineman as a sophomore and junior ... **Career** -- Four-year football letterman as offensive and defensive lineman ... as a senior helped prep team win first playoff game since 2008 ... recorded 30 tackles as a senior, with 17 solo stops and 13 assists ... had eight solo tackles for loss and four sacks ... offense averaged 273.4 rushing yards and 325.3 yards total offense per game ... collected 38 tackles as a junior, including 22 solo tackles and 16 assists ... as a sophomore had 61 tackles, including 40 solo stops and 21 assists ... collected 14 sacks and two fumble recoveries as a sophomore ... 11 tackles as a freshman, including eight solo stops and two sacks ... team captain as a senior ... also lettered in baseball, basketball, golf and track.

**Personal** -- Born Aug. 21, 1997... health and human physiology major ... earned first-team academic all-district honors ... parents are Tina and Craig Banwart ... high school coach was Andy Jacobson.



**4 - - \*Dane Belton ^**  
Defensive Back  
6-1, 205, Sophomore  
Tampa, Fla. (Jesuit HS)

**Hawk Item** - - Named to 2020 Leadership Group ... one of eight true freshmen to see action in 2019.

**2019 Honors** - - Academic All-Big Ten ... **2019** - - Saw action in eight games, with four starts ... recorded 33 tackles, including 20 solo stops and 13 assists ... saw first action of career in 48-3 win over Middle

Tennessee, recording two assisted tackles as defense allowed just 216 yards total offense ... did not see action in 10-3 loss at #18 Michigan ... did not see action in 17-12 loss to #9 Penn State ... saw action in 26-20 win over Purdue as defense allowed just 33 net rushing yards ... career-best six tackles vs. Purdue, including three solo stops and three assists ... started at outside linebacker in 20-0 win at Northwestern as defense allowed just 64 net rushing yards and 202 yards total offense ... recorded five tackles in first career start at Northwestern, including three solo tackles and two assists, along with one tackle for loss ... saw action in 24-22 loss at #16 Wisconsin, recording three solo tackles ... started at outside linebacker in 23-19 win over #7 Minnesota as defense allowed just 63 net rushing yards ... five tackles vs. Minnesota, including four solo stops and one assist ... started at outside linebacker in 19-10 win over Illinois, while also seeing action at safety ... two tackles vs. Illinois, including one solo stop and one assist ... saw action in 27-24 win at Nebraska ... four tackles at Nebraska, including one solo stop and three assists ... started at outside linebacker in 49-24 Holiday Bowl win over #22 USC as defense allowed just 22 net rushing yards ... matched-career best with six tackles vs. USC, including five solo stops and one assist, with one tackle for loss.

**High school honors** - - Named second-team all-state as a junior after earning honorable mention recognition as a sophomore ... first-team all-county as a junior and second team as a sophomore ... **Career** - - Four-year football letterman as defensive back, wide receiver and return specialist ... helped prep team reach state playoffs four straight years ... four-year record of 43-8, including a 12-1 mark as a senior ... recorded 67 tackles as a senior, with four interceptions and seven pass break-ups, while scoring four touchdowns ... as a junior recorded 56 tackles, with four interceptions, five tackles for loss, four pass break-ups and three touchdowns ... 49 tackles, three interceptions and four pass break-ups as a sophomore ... one interception as a freshman ... team captain as a junior and senior ... also two-year track letterman.

**Personal** - - Born 12/7/2000 ... health and human physiology major ... parents are Deanna and Danny Belton ... high school coach was Matt Thompson.

#### Career Bests


Tackles: \_\_\_\_\_ 6, twice, last vs. USC, 12/27/19  
Solos: \_\_\_\_\_ 5 vs. USC, 12/27/19  
Assists: \_\_\_\_\_ 3, twice, last at Nebraska, 11/29/19  
Tackle for Loss: \_\_\_\_\_ 1, twice, last vs. USC, 12/27/19

**Game-by-Game Defensive Stats**

| 2019        | Solo-Ast. | 2019          | Solo-Ast.    |
|-------------|-----------|---------------|--------------|
| Miami       | DNP       | at N'western  | 3-2          |
| Rutgers     | DNP       | at Wisconsin  | 3-0          |
| at IA State | DNP       | Minnesota     | 4-1          |
| MTSU        | 0-2       | Illinois      | 1-1          |
| at Mich     | DNP       | at Nebraska   | 1-3          |
| Penn State  | DNP       | USC (n)       | 5-1          |
| Purdue      | 3-3       | <b>Totals</b> | <b>15-12</b> |

**Career Statistics**

| Defense  | Solo | Ast. | Total | T/Loss | Sacks | Int-Yds. | PBU | FF | RF |
|----------|------|------|-------|--------|-------|----------|-----|----|----|
| Freshman | 20   | 13   | 33    | 2/3    | 0/0   | 0-0      | 0   | 0  | 0  |



**44 - - \*Seth Benson**  
**Linebacker**  
**6-0, 231, Sophomore**  
**Sioux Falls, S.D. (Washington HS)**

**Hawk-Item** - - Named to 2020 Leadership Group . . . redshirted in 2018 after seeing action in three games . . . one of 12 true freshmen to see action in 2018 . . . earned Dean's List recognition, fall, 2018, spring, 2019, fall, 2019, and spring, 2020.

**2019 Honors** - - Academic All-Big Ten . . . **2019** - -

Saw action in all 13 games, recording six solo tackles and five assists . . . saw action in 38-14 win over Miami, recording two solo tackles and two assists as defense allowed just 59 net rushing yards . . . saw action in 30-0 win over Rutgers, recording one assisted tackle as defense allowed just 125 yards total offense . . . saw action in 18-17 win at Iowa State, recording two assisted tackles . . . saw action in 48-3 win over Middle Tennessee, recording one solo tackle as defense allowed just 216 yards total offense . . . saw action in 10-3 loss at #18 Michigan, but had no statistics . . . saw action in 17-12 loss to #9 Penn State, but had no statistics . . . saw action in 26-20 win over Purdue, but had no statistics as defense allowed just 33 net rushing yards . . . saw action in 20-0 win at Northwestern, recording one solo tackle as defense allowed just 64 net rushing yards and 202 yards total offense . . . saw action in 24-22 loss at #16 Wisconsin, but had no statistics . . . saw action in 23-19 win over #7 Minnesota, recording one solo tackle . . . saw action in 19-10 win over Illinois, but had no statistics . . . saw action in 27-24 win at Nebraska, but had no statistics . . . saw action in 49-24 Holiday Bowl win over #22 USC, recording one solo tackle as defense allowed just 22 net rushing yards.

**2018** - - Saw action in three games, but had no statistics.

**High school honors** - - Named South Dakota Gatorade Player of the Year as a senior . . . first-team elite all-state as a junior and senior . . . first-team all-conference as a junior and senior . . . **Career** - - Four-year football letterman as linebacker, quarterback and running back . . . ranks fourth all-time at Washington HS with 236 career tackles . . . helped prep team win three state championships, posting a three-year record of 35-1, including a 34-game winning streak . . . recorded 105 tackles as a senior, with 13 tackles for loss, six sacks and four caused fumbles . . . team captain as a senior . . . also lettered in basketball, track and baseball.

**Personal** - - Born 7/27/99 . . . health and human physiology major . . . earned academic all-state recognition with a 4.0 prep GPA . . . named Student of the Year as a freshman and junior . . . parents are JoElle and Chuck Benson . . . high school coach was Chad Stadem.

**Career Bests**

|          |                                       |
|----------|---------------------------------------|
| Tackles: | 4 vs. Miami, 8/31/19                  |
| Solos:   | 2 vs. Miami, 8/31/19                  |
| Assists: | 2, twice, last at Iowa State, 9/14/19 |

**Game-by-Game Defensive Stats**

| 2019        | Solo-Ast. | 2019          | Solo-Ast.  |
|-------------|-----------|---------------|------------|
| Miami       | 2-2       | at N'western  | 1-0        |
| Rutgers     | 0-1       | at Wisconsin  | 0-0        |
| at IA State | 0-2       | Minnesota     | 1-0        |
| MTSU        | 1-0       | Illinois      | 0-0        |
| at Mich     | 0-0       | at Nebraska   | 0-0        |
| Penn State  | 0-0       | USC (n)       | 1-0        |
| Purdue      | 0-0       | <b>Totals</b> | <b>6-5</b> |

**Career Statistics**

| Defense  | Solo | Ast. | Total | T/Loss | Sacks | Int-Yds. | PBU | FF | RF |
|----------|------|------|-------|--------|-------|----------|-----|----|----|
| Freshman | 6    | 5    | 11    | 0/0    | 0/0   | 0-0      | 0   | 0  | 0  |



**42 - - \*\*\*Shaun Beyer**  
**Tight End**  
**6-5, 248, Senior**  
**Shellsburg, Iowa (Cedar Rapids Kennedy)**

**Hawk-Item** - - Moved from wide receiver to tight end following 2016 regular season . . . suffered practice injury and missed final four games of 2018 season and 2019 Outback Bowl.

**2019 Honors** - - Academic All-Big Ten for third year . . .

**2019** - - Saw action in all 13 games, with eight starts . . . seven receptions for 117 yards . . . one of two tight ends in the starting line-up in 38-14 win over Miami . . . three receptions for 30 yards vs. Miami for first career catches, with a long of 18 yards . . . saw action in 30-0 win over Rutgers, but had no statistics as offense gained 438 yards total offense . . . saw action in 18-17 win at Iowa State, but had no statistics . . . saw action in 48-3 win over Middle Tennessee, recording one reception for 27 yards as offense gained 644 yards total offense . . . one of two tight ends in the starting line-up in 10-3 loss at #18 Michigan, but had no statistics . . . one of two tight ends in the starting line-up in 17-12 loss to #9 Penn State, but had no statistics . . . one of two tight ends in the starting line-up in 26-20 win over Purdue, but had no statistics . . . started at tight end in 20-0 win at Northwestern . . . one reception for 11 yards to deliver a key first down . . . one of three tight ends in the starting line-up in 24-22 loss at #16 Wisconsin, but had no statistics . . . saw action in 23-19 win over #7 Minnesota, but had no statistics . . . saw action in 19-10 win over Illinois as offense totaled 387 yards total offense . . . one reception for career-long 40 yards vs. Illinois . . . one of two tight ends in the starting line-up in 27-24 win at Nebraska . . . one reception for nine yards at Nebraska . . . one of three tight ends in the starting line-up in 49-24 Holiday Bowl win over #22 USC, but had no statistics.

**2018 Honors** - - Academic All-Big Ten for second year . . . **2018** - - Saw action in eight games . . . recorded one solo tackle on special teams in 30-24 loss at #17 Penn State.

**2017 Honors** . . . Academic All-Big Ten . . . **2017** - - Saw action in seven games, but had no statistics.

**2016** - - Redshirted.

**High School honors** - - Earned elite first-team all-state honors as utility player as a senior . . . Class 4A team captain and Player of the Year . . . All-Metro Player of the Year . . . first-team all-conference as a junior and senior . . . second-team all-state as a junior . . . first-team all-district and all-metro as a junior . . . **Career** - - Three-year football letterman as tight end, wide receiver, linebacker, safety, and punter . . . had 43 receptions for 853 yards and 11 touchdowns as a senior, along with 60 rushing attempts for 682 yards and five touchdowns and completing 5-of-8 passes for 41 yards . . . averaged 44.6 yards on 36 punts, with a long of 76 yards . . . on defense recorded 45 solo tackles and 17 assists, with 13 tackles for loss and six sacks . . . also had one interception return for a touchdown . . . in 11 games as a junior, had 35 receptions for 471 yards and eight touchdowns, with 15 rushing attempts for 116 yards . . . averaged 33.2 yards on 34 punts . . . recorded 57 solo tackles and 32 assists, with two tackles for loss and one interception . . . played in four games as a sophomore, averaging 42.5 yards on four punts, with a long of 53 yards . . . helped prep team post school-best 13-1 record as a senior, while completing season as state runner-up . . . team advanced to second round of playoffs as a junior



and quarterfinals as a sophomore . . . holds multiple school and Cedar Rapids metro records . . . team captain as a senior . . . also competed in track (high jump and hurdles), wrestling, and basketball.

**Personal** -- Born 11/11/96 . . . economics major . . . earned academic All-Metro honors . . . parents are Dawn and Ken Beyer . . . attended same high school as DL Dalles Jacobus . . . high school coach was Brian White.

#### Career Receiving Bests

Receptions: \_\_\_\_\_ 3 vs. Miami, 8/31/19  
Yards: \_\_\_\_\_ 40 vs. Illinois, 11/23/19  
Long: \_\_\_\_\_ 40 vs. Illinois, 11/23/19

#### Game-By-Game Receiving Stats

| 2019          | No.      | Yds.       | TD       | Lng       |
|---------------|----------|------------|----------|-----------|
| Miami         | 3        | 30         | 0        | 18        |
| Rutgers       | 0        | 0          | 0        | ---       |
| at IA State   | 0        | 0          | 0        | ---       |
| MTSU          | 1        | 27         | 0        | 27        |
| at Mich       | 0        | 0          | 0        | ---       |
| Penn State    | 0        | 0          | 0        | ---       |
| Purdue        | 0        | 0          | 0        | ---       |
| at N'western  | 1        | 11         | 0        | 11        |
| at Wisconsin  | 0        | 0          | 0        | ---       |
| Minnesota     | 0        | 0          | 0        | ---       |
| Illinois      | 1        | 40         | 0        | 40        |
| at Nebraska   | 1        | 9          | 0        | 9         |
| USC (n)       | 0        | 0          | 0        | 0         |
| <b>Totals</b> | <b>7</b> | <b>117</b> | <b>0</b> | <b>40</b> |

#### Career Statistics

| Receiving     | No.      | Yds.       | Avg.        | TD       | Lng       |
|---------------|----------|------------|-------------|----------|-----------|
| Freshman      | 0        | 0          | ---         | 0        | ---       |
| Sophomore     | 0        | 0          | ---         | 0        | ---       |
| Junior        | 7        | 117        | 16.7        | 0        | 40        |
| <b>Career</b> | <b>7</b> | <b>117</b> | <b>16.7</b> | <b>0</b> | <b>40</b> |



### 20 -- \*Julius Brents

#### Defensive Back

6-3, 204, Sophomore

Indianapolis, Ind. (Warren Central HS)

**Hawk-Item** -- Named to 2020 Leadership Group . . . one of 12 true freshmen to see action in 2018 . . . did not redshirt after playing in 11 games . . . redshirted in 2019 after seeing action in just one game.

**2019** -- Saw action in just one game due to injury, and redshirted . . . did not see action in 38-14 win

over Miami due to injury . . . did not see action in 30-0 win over Rutgers due to injury . . . did not see action in 18-17 win at Iowa State due to injury . . . did not see action in 48-3 win over Middle Tennessee due to injury . . . saw first action of season in 10-3 loss at #18 Michigan, but had no statistics . . . did not see action in 17-12 loss to #9 Penn State . . . did not see action in 26-20 win over Purdue . . . did not see action in 20-0 win at Northwestern . . . did not see action in 24-22 loss at #16 Wisconsin . . . did not see action in 23-19 win over #7 Minnesota . . . did not see action in 19-10 win over Illinois . . . did not see action in 27-24 win at Nebraska . . . did not see action in 49-24 Holiday Bowl win over #22 USC.

**2018** -- Played in 11 games, recording eight solo tackles and five assists, with one interception and three pass break-ups . . . saw action in 28-17 loss to #18 Wisconsin, recording four tackles, including two solo stops and two assists for first career stats . . . started at cornerback in 48-31 win at Minnesota as defense allowed just 86 net rushing yards . . . first career interception at Minnesota, along with two pass break-ups, one solo stop and two assisted tackles . . . started at cornerback in 42-16 win at Indiana, recording one solo tackle as defense allowed just 67 net rushing yards . . . started at cornerback in 30-24 loss at #17 Penn State, recording three solo tackles . . . started at cornerback in 38-36 loss at Purdue . . . recorded one solo tackle and one assist at Purdue, along with one pass break-up.

**High school honors** -- Earned first-team all-conference honors three straight years . . . named first-team all-county as a junior and senior . . . named to All-USA Central Indiana squad as a senior . . . **Career** -- Lettered as defensive back while helping prep team post 25-10 record over final three years . . . collected 18 tackles, one interception, and three pass break-ups as a senior . . . 20 tackles, two sacks, and three pass break-ups as a junior . . . recorded 25 tackles, two interceptions, and four pass break-ups as a sophomore . . . team captain as a senior . . . also participated for prep track team.

**Personal** -- Born 1/18/2000 . . . enterprise leadership major . . . parents are Serena Fowlkes and Vontres Brents . . . one of three players from Indianapolis on Iowa roster . . . attended same high school as OL Justin Britt . . . high school coach was Jason West.

#### Career Bests

Tackles: \_\_\_\_\_ 4 vs. Wisconsin, 9/22/18  
Solos: \_\_\_\_\_ 3 at Penn State, 10/27/18  
Assists: \_\_\_\_\_ 2, twice, last at Minnesota, 10/6/18  
Interceptions: \_\_\_\_\_ 1 at Minnesota, 10/6/18  
Pass Break-Ups: \_\_\_\_\_ 2 at Minnesota, 10/6/18

#### Game-by-Game Defensive Stats

| 2018            | Solo-Ast.  | 2019          | Solo-Ast.  |
|-----------------|------------|---------------|------------|
| N. Ill.         | 0-0        | Miami         | INJ        |
| IA State        | 0-0        | Rutgers       | INJ        |
| N. Iowa         | 0-0        | at IA State   | INJ        |
| Wisconsin       | 2-2        | MTSU          | INJ        |
| at Minn.        | 1-2        | at Mich       | 0-0        |
| at Ind.         | 1-0        | Penn State    | DNP        |
| Maryland        | 0-0        | Purdue        | DNP        |
| at PSU          | 3-0        | at N'western  | DNP        |
| at Purdue       | 1-1        | at Wisconsin  | DNP        |
| N'western       | DNP        | Minnesota     | DNP        |
| at Illinois     | 0-0        | Illinois      | DNP        |
| Nebraska        | 0-0        | at Nebraska   | DNP        |
| Miss. State (n) | DNP        | USC (n)       | DNP        |
| <b>Totals</b>   | <b>8-5</b> | <b>Totals</b> | <b>0-0</b> |

#### Career Statistics

| Defense       | Solo     | Ast.     | Total     | T/Loss     | Sacks      | Int-Yds.   | PBU      | FF       | RF       |
|---------------|----------|----------|-----------|------------|------------|------------|----------|----------|----------|
| Freshman      | 8        | 5        | 13        | 0/0        | 0/0        | 1-0        | 3        | 0        | 0        |
| Sophomore     | 0        | 0        | 0         | 0/0        | 0/0        | 0-0        | 0        | 0        | 0        |
| <b>Career</b> | <b>8</b> | <b>5</b> | <b>13</b> | <b>0/0</b> | <b>0/0</b> | <b>1-0</b> | <b>3</b> | <b>0</b> | <b>0</b> |



### 63 -- Justin Britt

#### Offensive Line

6-5, 293, Redshirt Freshman


Indianapolis, Ind. (Warren Central HS)

**Hawk Item** -- Enrolled in 2019 spring semester and participated in spring practice . . . one of eight true freshmen to see action in 2019 . . . redshirted in 2019 after seeing action in just four games.

**2019** -- Saw action in four games . . . saw first action of college career in 38-14 win over Miami as offense gained 213 net rushing yards and 465 yards total offense . . . saw action in 30-0 win over Rutgers as offense gained 438 yards total offense . . . did not see action in 18-17 win at Iowa State . . . saw action in 48-3 win over Middle Tennessee State as offense gained 644 yards total offense . . . did not see action in 10-3 loss at #18 Michigan . . . did not see action in 17-12 loss to #9 Penn State . . . saw action at right guard in 26-20 win over Purdue . . . did not see action in 20-0 win at Northwestern due to injury . . . did not see action in 24-22 loss at #16 Wisconsin . . . did not see action in 23-19 win over #7 Minnesota . . . did not see action in 19-10 win over Illinois . . . did not see action in 27-24 win at Nebraska . . . did not see action in 49-24 Holiday Bowl win over #22 USC.

**High school honors** -- Missed senior year of football because of injury . . . earned all-state top 50 honors as a junior . . . all-conference as a sophomore and junior . . . **Career** -- Three-year football letterman, helping prep team post 17-6 record as a sophomore and junior, while team posted 14-0 record his senior year . . . team captain as a senior.

**Personal** - - Born 9/11/2000 . . . art major . . . member of prep Honor Roll . . . father is Samuel Britt . . . one of three players from Indianapolis on Iowa roster . . . attended same high school as DB Julius Brents . . . high school coach was Jayson West.



**23 - - Shadrick Byrd**  
**Running Back**  
**5-10, 210, Redshirt Freshman**  
**Alabaster, Ala. (Thompson HS)**

**Hawk Item** - - Enrolled in 2019 spring semester and participated in spring practice.

**2019** - - Redshirted . . . did not see any game action.

**High school honors** - - Earned first-team all-state and all-county honors as a senior . . . first-team all-county as a junior . . . second-team all-county as a sophomore . . . **Career** - - Helped prep team post 24-3 record as a junior and senior, as team reached state semifinals as a junior and state championship game as a senior . . . rushed for 1,340 yards and had 500 receiving yards as a senior, scoring 17 touchdowns . . . totaled 1,167 rushing yards and 243 receiving yards as a junior, with 21 touchdowns . . . team captain as a senior . . . also lettered in baseball.

**Personal** - - Born 11/10/2000 . . . sport studies major . . . four-year member of prep Honor Roll . . . mother is Shanneko Byrd . . . high school coach was Mark Freeman.



**31 - - \*Jack Campbell ^**  
**Linebacker**  
**6-5, 243, Sophomore**  
**Cedar Falls, Iowa (Cedar Falls HS)**

**Hawk-Item** - - **Hawk Item** - - Named to 2020 Leadership Group . . . one of eight true freshmen to see action in 2019.

**2019** - - Saw action in 11 games, recording two solo tackles and three assists . . . saw first action of career in 18-17 win at Iowa State, but had no statistics . . .

saw action in 48-3 win over Middle Tennessee, but had no statistics as defense allowed just 216 yards total offense . . . saw action in 10-3 loss at #18 Michigan, but had no statistics . . . saw action in 17-12 loss to #9 Penn State, recording one assisted tackle for first career stop . . . saw action in 26-20 win over Purdue as defense allowed just 33 net rushing yards . . . career-best four tackles vs. Purdue, including two solo stops and two assists . . . saw action in 20-0 win at Northwestern, but had no statistics as defense allowed just 64 net rushing yards and 202 yards total offense . . . saw action in 24-22 loss at #16 Wisconsin, but had no statistics . . . saw action in 23-19 win over #7 Minnesota, but had no statistics . . . saw action in 19-10 win over Illinois, but had no statistics . . . saw action in 27-24 win at Nebraska, but had no statistics . . . saw action in 49-24 Holiday Bowl win over #22 USC, but had no statistics.

**High school honors** - - Named to Des Moines Register Elite 8 listing as a senior . . . named to All-Iowa Elite all-state team by Des Moines Register as a senior . . . voted captain of Class 4A all-state team . . . earned first-team all-district honors and named District Defensive Player of the Year . . . named to all-metro team and earned Golden Hammer Award as top defensive player on prep team . . . first-team all-state as a junior by Des Moines Register . . . first-team all-district and all-metro as a junior, while also earning team Golden Hammer Award . . . earned second-team all-district and all-metro honors as a sophomore . . .

**Career** - - Three-year football letterman at linebacker . . . helped prep team reach state playoffs as a junior and senior, while posting three-year record of 27-6 . . . prep team claimed district title as a junior and senior after sharing title as a sophomore . . . prep team reached state quarterfinals as a junior and finished as state runner-up as a senior . . . holds school record for tackles in a season (168 as a senior) and career (338) . . . 168 tackles as a senior included 12.5 tackles for loss, five sacks, five pass break-ups, and two blocked kicks, with one touchdown return . . . recorded 111 tackles as a junior, including eight tackles for loss, five sacks, five pass break-ups, five pressures, one interception and one fumble recovery . . . as a sophomore collected 59 tackles, with six

tackles for loss and one sack . . . team captain as a junior and senior . . . also lettered in basketball and track.

**Personal** - - Born 8/22/2000 . . . enterprise leadership major . . . four-year member of prep Honor Roll . . . parents are Amy and Jeremy Eastman and Jen and Dave Campbell . . . one of two players from Cedar Falls on Iowa roster . . . attended same high school as TE Jackson Frericks . . . high school coach was Brad Remmert.

#### Career Bests


Tackles: \_\_\_\_\_ 4 vs. Purdue, 10/19/19  
 Solos: \_\_\_\_\_ 2 vs. Purdue, 10/19/19  
 Assists: \_\_\_\_\_ 2 vs. Purdue, 10/19/19

#### Game-by-Game Defensive Stats

| 2019              | Solo-Ast. | 2019                | Solo-Ast.  |
|-------------------|-----------|---------------------|------------|
| Miami _____       | DNP       | at N'western _____  | 0-0        |
| Rutgers _____     | DNP       | at Wisconsin _____  | 0-0        |
| at IA State _____ | 0-0       | Minnesota _____     | 0-0        |
| MTSU _____        | 0-0       | Illinois _____      | 0-0        |
| at Mich _____     | 0-0       | at Nebraska _____   | 0-0        |
| Penn State _____  | 0-1       | USC (n) _____       | 0-0        |
| Purdue _____      | 2-2       | <b>Totals</b> _____ | <b>2-3</b> |

#### Career Statistics

| Defense  | Solo | Ast. | Total | T/Loss | Sacks | Int. | Yds. | QBH | PBU | FF | RF |
|----------|------|------|-------|--------|-------|------|------|-----|-----|----|----|
| Freshman | 2    | 3    | 5     | 0/0    | 0/0   | 0-0  | 0    | 0   | 0   | 0  | 0  |



**29 - - Sebastian Castro**  
**Defensive Back**  
**5-11, 197, Redshirt Freshman**  
**Oak Lawn, Ill. (Richards HS)**

**2019** - - Redshirted . . . did not see any game action.

**High school honors** - - Player of the Year by The Reporter and Daily Southtown as a senior . . . SSC Red Player of the Year as a junior and senior . . . earned first-team all-state honors by the Champaign News-Gazette as a junior and senior . . . first-team all-conference and all-area by the IHSFCA as a junior and senior . . . first-team all-conference and all-area for three straight years . . . **Career** - - Three-year football letterman as defensive back and quarterback . . . helped team post three-year record of 26-7, while advancing to state playoffs three straight seasons, including state semifinals as a senior . . . three-year defensive totals include 210 tackles, 12 tackles for loss, six forced fumbles, four recovered fumbles, 11 interceptions, and seven pass break-ups . . . on offense completed 121-of-206 pass attempts for 1,727 yards and 16 touchdowns, while rushing 161 times for 1,145 yards and 14 touchdowns . . . recorded 95 tackles and five interceptions as a senior, with five tackles for loss, three pass break-ups, three forced fumbles, and two recovered fumbles . . . on offense passed for 421 yards and four touchdowns and rushed for 678 yards and nine touchdowns . . . 52 tackles as a junior, with two tackles for loss, two pass break-ups, and one caused and recovered fumble . . . on offense had 1,301 passing yards and 12 touchdowns and 467 rushing yards and five touchdowns . . . collected 63 tackles as a sophomore, with six interceptions, five tackles for loss, two caused fumbles, two pass break-ups, and two defensive touchdowns . . . team captain as a junior and senior . . . also lettered in track.

**Personal** - - Born 10/14/2000 . . . open major . . . mother is Ruby Gonzalez . . . high school coach was Tony Sheehan.



**32 - - \*\*Djimon Colbert (JYE-mun)**  
**Linebacker**  
**6-1, 225, Junior**  
**Shawnee Mission, Kan. (Bishop Miege HS)**

**Hawk-Item** - - Named to 2020 Leadership Group . . . moved from defensive back to linebacker prior to 2018 spring practice.

**2019** - - Started all 13 games at weakside linebacker . . . recorded 61 tackles, including 34 solo stops and 27 assists, with 2.5 tackles for loss, one interception and four pass break-ups . . . started at weakside linebacker in 38-14 win over Miami as defense allowed just 59 net rushing yards . . . shared team lead with eight tackles (matching career high), including six solo stops . . . also had one tackle for loss and two pass break-ups . . . started at weakside linebacker in 30-0 win over Rutgers as defense allowed just 125 yards total offense . . . three solo stops and two assists vs. Rutgers, along with first career interception and a shared tackle for loss . . . started at weakside linebacker in 18-17 win at Iowa State . . . matched career-best with eight tackles at Iowa State, including three solo stops and five assists . . . started at weakside linebacker in 48-3 win over Middle Tennessee, recording one solo tackle and one assist as defense allowed just 216 yards total offense . . . started at weakside linebacker in 10-3 loss at #18 Michigan . . . recorded four tackles at Michigan, including two solo stops and two assists . . . started at weakside linebacker in 17-12 loss to #9 Penn State . . . recorded three tackles vs. PSU, including one solo stop and two assists . . . started at weakside linebacker in 26-20 win over Purdue as defense allowed just 33 net rushing yards . . . six tackles vs. Purdue, including four solo stops and two assists, along with one pass break-up . . . started at weakside linebacker in 20-0 win at Northwestern as defense allowed just 64 net rushing yards and 202 yards total offense . . . recorded four tackles at Northwestern, including three solo stops and one assist . . . saw action in 24-22 loss at #16 Wisconsin . . . three solo stops and one assist at Wisconsin . . . started at weakside linebacker in 23-19 win over #7 Minnesota . . . four tackles vs. Minnesota, including two solo stops and two assists, along with one pass break-up . . . started at weakside linebacker in 19-10 win over Illinois . . . seven tackles vs. Illinois, including four solo stops and three assists . . . started at weakside linebacker in 27-24 win at Nebraska . . . five tackles at Nebraska, including two solo tackles and three assists, with one tackle for loss and one QB pressure . . . started at weakside linebacker in 49-24 Holiday Bowl win over #22 USC, recording one assisted tackle as defense allowed just 22 net rushing yards.

**2018** - - Started 10 games at weakside linebacker . . . recorded 52 tackles, with one tackle for loss and one pass break-up . . . saw action in 33-7 win over Northern Illinois, recording one assisted tackle as defense allowed just 211 yards total offense . . . started for first time in career at weakside linebacker in 13-3 win over Iowa State as defense allowed just 19 net rushing yards and 188 yards total offense . . . career-best five tackles vs. ISU, including three solo stops and two assists . . . saw action in 38-14 win over Northern Iowa, recording two assisted tackles as defense allowed just six net rushing yards and 222 yards total offense . . . saw action in 28-17 loss to #18 Wisconsin . . . matched career-best with five tackles vs. Badgers, including two solo stops and three assists . . . started at weakside linebacker in 48-31 win at Minnesota as defense allowed just 86 net rushing yards . . . career-best eight tackles at Minnesota, including three solo stops and five assists . . . started at weakside linebacker in 42-16 win at Indiana as defense allowed just 67 net rushing yards . . . six tackles at Indiana, including three solo stops and three assists, along with one pass break-up . . . started at weakside linebacker in 23-0 win over Maryland as defense allowed just 39 offensive plays and 115 yards total offense . . . recorded three tackles vs. Maryland, including two solo stops and one assist . . . started at weakside linebacker in 30-24 loss at #17 Penn State . . . recorded one solo stop and one assist at Penn State . . . started at weakside linebacker in 38-36 loss at Purdue . . . recorded four tackles at Purdue, including one solo stop and three assists, and one tackle for loss . . . started at weakside linebacker in 14-10 loss to Northwestern . . . seven tackles vs. Northwestern, including three solo stops and four assists . . . started at weakside linebacker in 63-0 win at Illinois as defense allowed just 216 yards total offense . . . five tackles at Illinois, including career-best four solo stops and one assist . . . started at weakside linebacker in 31-28 win over Nebraska, recording two solo tackles and one assisted tackle . . . started at weakside linebacker in 27-22 Outback Bowl win over #18 Mississippi State, recording one solo tackle.

**2017** - - Redshirted.

**High school honors** - - Earned honorable mention all-state honors as a senior . . . first-team all-metro as a senior . . . earned first-team all-state honors on defense as a junior, and was second-team all-state on offense . . . honorable mention all-state as a sophomore . . . first-team all-conference as a sophomore and junior . . . second-team all-conference as a freshman, while earning Midwest Freshman of the Year honors from Scout.com . . . **Career** - - five-year letterman as wide receiver and defensive back . . . member of prep team that won state title as a senior with 12-1 overall record . . . recorded 58 tackles, 14 pass break-ups and three interceptions as a senior . . . recorded 54 tackles, 14 pass break-ups and three interceptions as a junior, while also recording 581 receiving yards and six touchdowns . . . totaled 315 receiving yards as a sophomore, while recording 48 tackles, three interceptions and 10 pass break-ups on defense . . . team captain as a junior.

**Personal** - - Born 8/20/98 . . . enterprise leadership major . . . three-year member of prep Honor Roll . . . parents are LaTisha Austin and Travis Colbert . . . high school coach was Jon Holmes.

#### Career Bests

Tackles: \_\_\_\_\_ 8, three times, last at Iowa State, 9/14/19  
Solos: \_\_\_\_\_ 6 vs. Miami, 8/31/19  
Assists: \_\_\_\_\_ 5, twice, last at Iowa State, 9/14/19  
Tackle for Loss: \_\_\_\_\_ 1, three times, last at Nebraska, 11/29/19  
Interceptions: \_\_\_\_\_ 1 vs. Rutgers, 9/7/19  
Pass Break-Ups: \_\_\_\_\_ 2 vs. Miami, 8/31/19  
QB Pressure: \_\_\_\_\_ 1 at Nebraska, 11/29/19


#### Game-by-Game Defensive Stats

| 2018            | Solo-Ast.    | 2019          | Solo-Ast.    |
|-----------------|--------------|---------------|--------------|
| N. Ill.         | 0-1          | Miami         | 6-2          |
| IA State        | 3-2          | Rutgers       | 3-2          |
| N. Iowa         | 0-2          | at IA State   | 3-5          |
| Wisconsin       | 2-3          | MTSU          | 1-1          |
| at Minn.        | 3-5          | at Mich       | 2-2          |
| at Ind.         | 3-3          | Penn State    | 1-2          |
| Maryland        | 2-1          | Purdue        | 4-2          |
| at PSU          | 1-1          | at N'western  | 3-1          |
| at Purdue       | 1-3          | at Wisconsin  | 3-1          |
| N'western       | 3-4          | Minnesota     | 2-2          |
| at Illinois     | 4-1          | Illinois      | 4-3          |
| Nebraska        | 2-1          | at Nebraska   | 2-3          |
| Miss. State (n) | 1-0          | USC (n)       | 0-1          |
| <b>Totals</b>   | <b>25-27</b> | <b>Totals</b> | <b>34-27</b> |

#### Career Statistics

| Defense       | Solo      | Ast.      | Total      | T/Loss       | Sacks      | Int.       | Yds.     | QBH      | PBU      | FF       | RF       |
|---------------|-----------|-----------|------------|--------------|------------|------------|----------|----------|----------|----------|----------|
| Freshman      | 25        | 27        | 52         | 1/1          | 0/0        | 0-0        | 0        | 1        | 0        | 0        | 0        |
| Sophomore     | 34        | 27        | 61         | 2.5/3        | 0/0        | 1-6        | 1        | 4        | 0        | 0        | 0        |
| <b>Career</b> | <b>59</b> | <b>54</b> | <b>113</b> | <b>3.5/6</b> | <b>0/0</b> | <b>1-6</b> | <b>1</b> | <b>5</b> | <b>0</b> | <b>0</b> | <b>0</b> |




**9 - - Jack Combs**
**Wide Receiver**
**6-1, 190, Junior**
**Grand Rapids, Michigan (East Grand Rapids HS)  
Central Michigan**
**Hawk Item** - - Joined program as a walk-on in 2019 after attending Central Michigan University.

**2019** - - Did not see any game action.

**2018** - - Saw action in five games at Central Michigan, recording three receptions for 27 yards and one touchdown.

**2017** - - Redshirted after joining Central Michigan as a walk-on.

**High school honors** - - Named to Grand Rapids Press Dream Team as a senior . . . named to Associated Press all-state team . . . first-team all-conference in Gold Division . . . **Career** - - Recorded 40 receptions for 801 yards and 10 touchdowns as a senior . . . as a defensive back returned two interceptions for touchdowns as a senior . . . helped team earn league title as a senior . . . prep team advanced to state semifinals as a junior . . . also lettered in basketball and baseball.

**Personal** - - Born 5/8/99 . . . finance major . . . parents are Kris and John Combs . . . high school coach was Casey Longo.

**Career Statistics**

| Receiving | No. | Yds. | Avg. | TD | Lng |
|-----------|-----|------|------|----|-----|
| Freshman  | 3   | 27   | 9.0  | 1  | 12  |


**19 - - \*\*Max Cooper ^**
**Wide Receiver**
**6-0, 192, Senior**
**Waukesha, Wisconsin (Catholic Memorial HS)**
**Hawk Item** - - One of 10 true freshmen to see action in 2017.

**2019 Honors** - - Comeback Player of the Year, offense . . . Next Man In Award, special teams . . . **2019** - - Saw action in eight games, recording one reception and five punt returns . . . did not see action in 38-14 win

over Miami due to injury . . . did not see action in 30-0 win over Rutgers due to injury . . . did not see action in 18-17 win at Iowa State due to injury . . . saw first action of season in 48-3 win over Middle Tennessee, but had no statistics as offense gained 644 yards total offense . . . did not see action in 10-3 loss at #18 Michigan . . . did not see action in 17-12 loss to #9 Penn State . . . saw action in 26-20 win over Purdue, recording one punt return for two yards . . . saw action in 20-0 win at Northwestern, but had no statistics . . . saw action in 24-22 loss at #16 Wisconsin . . . one reception for minus three yards and one punt return for no gain at Wisconsin . . . saw action in 23-19 win over #7 Minnesota, but had no statistics . . . saw action in 19-10 win over Illinois as offense gained 387 yards total offense . . . one punt return for career-best 16 yards vs. Illinois . . . saw action in 27-24 win at Nebraska, but had no statistics . . . saw action in 49-24 Holiday Bowl win over #22 USC, recording two punts returns.

**2018** - - Saw action in 33-7 win over Northern Illinois, recording one reception for five yards . . . saw action in 13-3 win over Iowa State, recording one reception for three yards . . . saw action in 38-14 win over Northern Iowa, recording one reception for seven yards as offense gained 545 yards total offense . . . recorded one solo tackle on special teams . . . saw action in 28-17 loss to #18 Wisconsin, but had no statistics . . . saw action in 48-31 win at Minnesota, but had no statistics as offense gained 420 yards total offense . . . saw action in 42-16 win at Indiana, recording one rushing attempt for nine yards as offense gained 479 yards total offense . . . did not see action in 23-0 win over Maryland due to injury . . . did not see action in 30-24 loss at #17 Penn State due to injury . . . did not see action in 38-36 loss at Purdue due to injury . . . saw action in 14-10 loss to Northwestern, but had no statistics . . . suffered injury late in Northwestern game and missed remainder of season.

**2017** - - Saw first action of career in 31-14 win over North Texas as offense gained 435 yards total offense, but had no statistics . . . saw action in 45-16 win over Illinois, but had no statistics as offense gained 441 yards total offense . . . saw action in 17-10 OT loss at Northwestern, but had no statistics . . . saw action in 24-15 loss to Purdue, but had no statistics . . . saw action in 56-14 win at Nebraska as offense rushed for 313 yards and gained 505 yards total offense . . . one punt return for 12 yards at Nebraska, his first return of the season . . . saw action in 27-20 Pinstripe Bowl win over Boston College, but had no statistics.

**High school honors** - - Earned first-team all-conference, all-region, and all-area honors as a senior . . . honorable mention all-state as a junior . . . first-team all-conference and all-region as a junior . . . **Career** - - Three-year football letterman as quarterback and defensive back . . . holds school records for receptions, yards, and receiving touchdowns in a season and career . . . helped prep team post two-year record of 25-3, while reaching state championship game as a junior and winning state title as a senior . . . recorded 50 receptions for 1,024 yards and 17 touchdowns as a senior, including four receptions for 78 yards and one touchdown in Division 3 championship game . . . collected 40 receptions for 865 yards and 14 touchdowns as a junior, with 93 yards on kickoff returns and 186 yards on punt returns . . . as a sophomore had 15 receptions for 150 yards and three touchdowns, with 129 yards on kickoff returns and 121 yards on punt returns . . . team captain as a senior . . . lettered in basketball (3), baseball (1), lacrosse (1), and track (4) . . . member of 400-meter relay team that won 2016 state title . . . state qualifier in long jump.

**Personal** - - Born 4/16/99 in Indianapolis . . . management major . . . carried a 3.93 prep GPA . . . parents are Sharon and Steve Cooper . . . high school coach was Bill Young.

**Career Receiving Bests**

Receptions: \_\_\_\_\_ 1, four times, last at Wisconsin, 11/9/19  
Yards: \_\_\_\_\_ 7 vs. Northern Iowa, 9/15/18  
Long: \_\_\_\_\_ 7 vs. Northern Iowa, 9/15/18

**Career Rushing Bests**

Attempts: \_\_\_\_\_ 1 at Indiana, 10/13/18  
Yards: \_\_\_\_\_ 9 at Indiana, 10/13/18  
Long: \_\_\_\_\_ 9 at Indiana, 10/13/18

**Career Punt Return Bests**

Number \_\_\_\_\_ 2 vs. USC, 12/27/19  
Yards: \_\_\_\_\_ 16 vs. Illinois, 11/23/19  
Long: \_\_\_\_\_ 16 vs. Illinois, 11/23/19

**Game-By-Game Stats**
**Receiving**

| 2017          | No.      | Yds.     | TD       | Lng        |
|---------------|----------|----------|----------|------------|
| Wyoming       | DNP      |          |          |            |
| at IA State   | DNP      |          |          |            |
| N. Texas      | 0        | 0        | 0        | ---        |
| PSU           | DNP      |          |          |            |
| at MSU        | DNP      |          |          |            |
| Illinois      | 0        | 0        | 0        | ---        |
| at N'western  | 0        | 0        | 0        | ---        |
| Minnesota     | DNP      |          |          |            |
| Ohio State    | DNP      |          |          |            |
| at Wisconsin  | DNP      |          |          |            |
| Purdue        | 0        | 0        | 0        | ---        |
| at Nebraska   | 0        | 0        | 0        | ---        |
| Boston C. (n) | 0        | 0        | 0        | ---        |
| <b>Totals</b> | <b>0</b> | <b>0</b> | <b>0</b> | <b>---</b> |

**Punt Returns**

| 2017          | No.      | Yds.      | TD       | Lng       |
|---------------|----------|-----------|----------|-----------|
| Wyoming       | DNP      |           |          |           |
| at IA State   | DNP      |           |          |           |
| N. Texas      | 0        | 0         | 0        | ---       |
| PSU           | DNP      |           |          |           |
| at MSU        | DNP      |           |          |           |
| Illinois      | 0        | 0         | 0        | ---       |
| at N'western  | 0        | 0         | 0        | ---       |
| Minnesota     | DNP      |           |          |           |
| Ohio State    | DNP      |           |          |           |
| at Wisconsin  | DNP      |           |          |           |
| Purdue        | 0        | 0         | 0        | ---       |
| at Nebraska   | 1        | 12        | 0        | 12        |
| Boston C. (n) | 0        | 0         | 0        | ---       |
| <b>Totals</b> | <b>1</b> | <b>12</b> | <b>0</b> | <b>12</b> |

## Receiving

| 2018            | No.      | Yds.      | TD       | Lng      |
|-----------------|----------|-----------|----------|----------|
| N. Ill.         | 1        | 5         | 0        | 5        |
| IA State        | 1        | 3         | 0        | 3        |
| N. Iowa         | 1        | 7         | 0        | 7        |
| Wisconsin       | 0        | 0         | 0        | ---      |
| at Minn.        | 0        | 0         | 0        | ---      |
| at Ind.         | 0        | 0         | 0        | ---      |
| Maryland        | DNP      |           |          |          |
| at PSU          | DNP      |           |          |          |
| at Purdue       | DNP      |           |          |          |
| N'western       | 0        | 0         | 0        | ---      |
| at Illinois     | INJ      |           |          |          |
| Nebraska        | INJ      |           |          |          |
| Miss. State (n) | INJ      |           |          |          |
| <b>Totals</b>   | <b>3</b> | <b>15</b> | <b>0</b> | <b>7</b> |

## Receiving

| 2019          | No.      | Yds.      | TD       | Lng        |
|---------------|----------|-----------|----------|------------|
| Miami         | INJ      |           |          |            |
| Rutgers       | INJ      |           |          |            |
| at IA State   | INJ      |           |          |            |
| MTSU          | 0        | 0         | 0        | ---        |
| at Mich       | DNP      |           |          |            |
| Penn State    | DNP      |           |          |            |
| Purdue        | 0        | 0         | 0        | ---        |
| at N'western  | 0        | 0         | 0        | ---        |
| at Wisconsin  | 1        | -3        | 0        | ---        |
| Minnesota     | 0        | 0         | 0        | ---        |
| Illinois      | 0        | 0         | 0        | ---        |
| at Nebraska   | 0        | 0         | 0        | ---        |
| USC (n)       | 0        | 0         | 0        | ---        |
| <b>Totals</b> | <b>1</b> | <b>-3</b> | <b>0</b> | <b>---</b> |

## Career Statistics

| Receiving     | No.      | Yds.      | Avg.       | TD       | Lng      |
|---------------|----------|-----------|------------|----------|----------|
| Freshman      | 0        | 0         | ---        | 0        | ---      |
| Sophomore     | 3        | 15        | 5.0        | 0        | 7        |
| Junior        | 1        | (-3)      | ---        | 0        | ---      |
| <b>Career</b> | <b>4</b> | <b>12</b> | <b>3.0</b> | <b>0</b> | <b>7</b> |

| Rushing       | No.      | Yds.     | Avg.       | TD       | Lng      |
|---------------|----------|----------|------------|----------|----------|
| Freshman      | 0        | 0        | ---        | 0        | ---      |
| Sophomore     | 1        | 9        | 9.0        | 0        | 9        |
| Junior        | 0        | 0        | ---        | 0        | ---      |
| <b>Career</b> | <b>1</b> | <b>9</b> | <b>9.0</b> | <b>0</b> | <b>9</b> |

| Punt Returns  | No.      | Yds.      | Avg.       | TD       | Lng       |
|---------------|----------|-----------|------------|----------|-----------|
| Freshman      | 1        | 12        | 12.0       | 0        | 12        |
| Sophomore     | 0        | 0         | ---        | 0        | ---       |
| Junior        | 5        | 17        | 6.0        | 0        | 16        |
| <b>Career</b> | <b>6</b> | <b>29</b> | <b>4.8</b> | <b>0</b> | <b>16</b> |

## Punt Returns

| 2018            | No.      | Yds.     | TD       | Lng        |
|-----------------|----------|----------|----------|------------|
| N. Ill.         | 0        | 0        | 0        | ---        |
| IA State        | 0        | 0        | 0        | ---        |
| N. Iowa         | 0        | 0        | 0        | ---        |
| Wisconsin       | 0        | 0        | 0        | ---        |
| at Minn.        | 0        | 0        | 0        | ---        |
| at Ind.         | 0        | 0        | 0        | ---        |
| Maryland        | DNP      |          |          |            |
| at PSU          | DNP      |          |          |            |
| at Purdue       | DNP      |          |          |            |
| N'western       | 0        | 0        | 0        | ---        |
| at Illinois     | INJ      |          |          |            |
| Nebraska        | INJ      |          |          |            |
| Miss. State (n) | INJ      |          |          |            |
| <b>Totals</b>   | <b>0</b> | <b>0</b> | <b>0</b> | <b>---</b> |

## Punt Returns

| 2019          | No.      | Yds.      | T        | D         |
|---------------|----------|-----------|----------|-----------|
| Miami         | INJ      |           |          |           |
| Rutgers       | INJ      |           |          |           |
| at IA State   | INJ      |           |          |           |
| MTSU          | 0        | 0         | 0        | ---       |
| at Mich       | DNP      |           |          |           |
| Penn State    | DNP      |           |          |           |
| Purdue        | 1        | 2         | 0        | 2         |
| at N'western  | 0        | 0         | 0        | ---       |
| at Wisconsin  | 1        | 0         | 0        | ---       |
| Minnesota     | 0        | 0         | 0        | ---       |
| Illinois      | 1        | 16        | 0        | 16        |
| at Nebraska   | 0        | 0         | 0        | ---       |
| USC (n)       | 2        | (-1)      | 0        | ---       |
| <b>Totals</b> | <b>5</b> | <b>17</b> | <b>0</b> | <b>16</b> |



## 15 - - Dallas Craddieth (CRAD-ith)

## Defensive Back

5-11, 196, Sophomore

St. Louis, Mo. (Hazelwood Central HS)

**2019 Honors** - - Academic All-Big Ten . . . **2019** - - Saw first action of career in 48-3 win over Middle Tennessee, but had no statistics as defense allowed just 216 yards total offense . . . did not see any further game action.

**2018** - - Redshirted . . . did not see any game action.

**High school honors** - - Named conference Defensive Player of the Year as a senior . . . first-team all-state as a senior . . . second-team all-state as a sophomore and junior . . . first-team all-conference as a sophomore, junior, and senior . . . second-team all-conference as a freshman . . . Newcomer of the Year as a freshman . . . **Career** - - Prep team advanced to state playoffs four straight years, posting four-year record of 41-7 . . . recorded 66 tackles as a senior, with one sack . . . recorded four reception for 56 yards, with one receiving touchdown and one rushing touchdown, along with six returns for 158 yards . . . as a junior recorded 78 tackles, with two sacks . . . 13 receptions for 458 yards and five touchdowns as a junior, with 16 returns for 292 yards . . . collected 44 tackles as a sophomore, with four interceptions . . . scored seven total touchdowns, with 19 rushing yards, 300 receiving yards and 187 yards on returns . . . recorded 48 tackles and four interceptions as a freshman, with one touchdown . . . team captain as a senior . . . also lettered in basketball and track.

**Personal** - - Born 8/15/99 . . . enterprise leadership major . . . member of National Honor Society and prep Honor Roll . . . mother is Keyisha Watson . . . high school coach was Brent Chojnacki.



## 51 - - Coy Cronk

## Offensive Line

6-5, 305, Senior

Lafayette, Ind. (Central Catholic HS)

Indiana

**Hawk-Item** - - Joined Iowa program during spring semester, 2020, as a graduate transfer from Indiana.

**2020 Honors** - - Names to Outland Trophy preseason Watch List . . . preseason third-team All-Big Ten by Pick Six Previews.

**2019 Honors** - - Team captain . . . Outland Trophy Watch List . . . Senior Bowl Watch List . . . **2019** - - Suffered season-ending injury against Connecticut and missed remainder of season . . . started the first four games at left tackle.

**2018** - - Started at left tackle in all 11 games in which he appeared . . . Indiana ranked second in the Big Ten and shared 24th nationally in first downs per game (23.5) . . . Indiana finished third in the conference (36th nationally) in passing offense (257.8) and tied for sixth in passing touchdowns (20) . . . IU offensive player of the week versus Virginia.

**2017** - - Started all 12 games at left tackle . . . Indiana finished third in the Big Ten (35th nationally) in passing offense (265.7), and sixth in scoring offense (26.8) and total offense (395.8) . . . IU offensive player of the game versus Rutgers.

**2016 Honors** - - 247Sports True Freshman All-American . . . ESPN.com and BTN.com Big Ten All-Freshman team . . . **2016** - - Started all 13 games at left tackle, an Indiana true freshman record for an offensive lineman . . . IU ranked second in the Big Ten in passing offense (273.8) and third in total offense (426.0) . . . Devine Redding became the fourth Hoosier to record back-to-back 1,000-yard rushing seasons and the first since 1990-91 . . . QB Richard Lagow statistics ranked second in passing yardage (3,362), third in attempts (438) and completions (253), and fourth in total offense (3,174) on Indiana's single-season list.

**High school honors** -- Named Top 50 senior by Indiana Football Coaches Association ... rated the No. 6 prospect in Indiana and the No. 53 offensive tackle nationally by ESPN ... earned all-state honors on offense as a junior and senior after earning all-state as a linebacker as a sophomore ... all-area Player of the Year as a senior ... three-year all-conference selection ... Career -- Four-year letterman as offensive lineman and linebacker ... prep team posted 15-0 record and won state title as a senior ... also earned state title as a freshman ... first two-time captain in school history ... led team in blocking percentage as a junior and senior ... set career mark for tackles, leading the team in tackles for three straight seasons ... also lettered four years in baseball ... helped prep team win 2013 state title and to runner-up finish in 2015 ... earned all-state honors (2015) and was two-time all-conference selection as a catcher (2014-15).

**Personal** -- Born 1/18/98 ... education policy and leadership studies major ... member of National Honor Society ... parents are Karla and Nick Cronk ... father coached under Bill Mallory at Indiana ... grandfather played football at Illinois ... high school coach was Kevin O'Shea.



**53 -- Spencer Daufeldt**  
**Defensive Line**  
**6-1, 295, Redshirt Freshman**  
**West Liberty, Iowa (West Liberty HS)**

**2019** -- Redshirted after joining the program as a walk-on.

**High school honors** -- Named to participate in Iowa Shrine Bowl ... first-team all-state as a senior ... second-team all-state as a sophomore ... earned first-team all-district honors for three straight years ...

**Career** -- Four-year football letterman as offensive and defensive lineman ... helped prep team reach state playoffs as a junior and to state semifinals as a senior ... holds school records for tackles for loss (25) and sacks (11.5) in a season and career (65.5 TFL, 28 sacks) ... school record holder with 183 career tackles ... part of offensive line for team that featured career rushing leader and career passing leader ... recorded 70.5 tackles as a senior, including 53 solo tackles, 19.5 tackles for loss and five sacks ... recorded 62.5 tackles as a junior, including 47 solo tackles, 25 tackles for loss and eight sacks ... recorded 38.5 tackles as a sophomore, with 20.5 tackles for loss and 11.5 sacks ... team captain as a junior and senior ... also lettered in basketball (2), track (2), wrestling (1), and baseball (2).

**Personal** -- Born 8/31/2000 ... sport and recreation major ... academic honors ... parents are Michelle and Matt Daufeldt ... high school coach was Jason Iske.



**56 -- Nick DeJong (dee-YOUNG)**  
**Offensive Line**  
**6-6, 296, Redshirt Freshman**  
**Pella, Iowa (Pella HS)**

**Hawk Item** -- One of eight true freshmen to see action in 2019, but played in just one game and used redshirt season ... joined team as a walk-on in fall, 2019.

**2019** -- Saw first action of career in 48-3 win over Middle Tennessee as offense gained 466 yards total offense ... did not see any further game action.

**High school honors** -- Earned first-team all-state honors as a senior ... honorable mention all-state as a junior ... first-team all-district as a junior and senior ... **Career** -- Three-year football letterman as defensive end and tight end ... helped prep team post three year record of 32-4, including perfect 13-0 mark as a sophomore ... prep team won state title as a sophomore, finished second as a junior and reached state playoffs as a senior ... recorded 25 tackles on defense and had 73 receiving yards as a senior ... 26.5 tackles and 62 receiving yards as a junior ... team captain as a senior ... also lettered in basketball and track.

**Personal** -- Born 6/10/2000 ... sport and recreation major ... earned academic all-conference honors two years ... parents are Stephanie and Mike DeJong ... one of two players from Pella on the Iowa roster ... attended same high school as DL Austin Schulte ... high school coach was Jay McKinstrey.



**41 -- Colton Dinsdale**  
**Fullback**  
**5-11, 232, Senior**  
**Reinbeck, Iowa (Gladbrook-Reinbeck HS)**  
**Iowa Western CC**

**Hawk Item** -- Moved from linebacker to fullback for 2020 ... earned Dean's List recognition spring, 2020.

**2019 Honors** -- Academic All-Big Ten ... **2019** -- Not listed on depth chart following spring practice ... missed 2019 season due to injury.

**2018 Honors** -- Team Leader Award, defense ... **2018** -- Saw only action of the season in 63-0 win at Illinois, but had no statistics as defense allowed just 216 yards total offense.

**Junior College** -- Earned second-team all-region honors by the ICCAC ... NJCAA All-Academic ... played just four games as a freshman due to injury ... recorded 47 tackles as a senior, with one sack, one interception and one pass break-up ... team participated and won the Graphic Edge Bowl in 2017.

**High school honors** -- Named to Des Moines Register Elite All-State team as a senior on defense ... Iowa Newspaper Association first-team all-state and captain of Class A all-state team as a senior ... selected to participate in Iowa Shrine Bowl ... recipient of IHSAA Bernie Saggau Award ... finalist for Ed Thomas Mr. Football Award ... also first-team all-district as wide receiver ... first-team all-district on offense as a senior and first-team all-district on defense as a sophomore ... second-team all-district as a freshman receiver, while being named state of Iowa Freshman of the Year by lowaprep.com ...

**Career** -- Four-year football letterman while playing linebacker, fullback, running back, wide receiver and return specialist ... prep team reached state playoffs as a freshman and sophomore ... team reached state title game as a junior and won state championship as a senior ... holds career school records for receiving yards, receiving touchdowns, and tackles ... recorded 94.5 tackles as a senior, including 51 solo stops and 43.5 assists, with eight tackles for loss, one sack, and one interception return for a score ... rushed 25 times for 350 yards and had 36 receptions for 579 yards as a senior, with 14 total touchdowns ... averaged 47.2 yards on KO returns and 22 yards per punt return, with three return touchdowns ... totaled 58 tackles as a junior, including 32 solo stops and 26 assists, with seven tackles for loss, 1.5 sacks, two interceptions and one fumble return for a 67-yard touchdown ... on offense totaled 358 rushing yards and 324 receiving yards, with eight touchdowns.





... as a sophomore totaled 54 tackles, including 34 solo stops and 20 assists, with eight tackles for loss, two interceptions and one recovered fumble... on offense had 35 rushing yards and 376 receiving yards, with four touchdowns... as a freshman recorded 29.5 tackles, with six tackles for loss, one sack and one interception, while gaining 18 rushing yards and 588 receiving yards, while scoring five touchdowns... team captain as a junior and senior... also lettered in basketball, soccer and track.

**Personal** -- Born 8/13/97... enterprise leadership major... earned first-team All-Academic honors for three straight years... Academic All-State by Iowa Football Coaches Association as a senior... parents are Lora and Kirk Dinsdale... high school coach was John Olson... junior college coach was Scott Strohmeier.



**3 - \*\*Keith Duncan**  
Kicker  
5-10, 179, Senior  
Weddington, North Carolina (Weddington HS)

**Hawk-Item** -- Named to 2020 Leadership Group... granted scholarship retroactive with fall semester, 2019... set Iowa and Big Ten Conference single-season record with 29 field goals, which ranks sixth all-time in the NCAA... ranks third in single-season scoring (119) and 14th in career scoring (184)... led the nation with 29 made field goals... connected on first nine field goal attempts of the season before initial miss... connected on 29-of-34 FGA on the season, including 14-18 from 40 yards and beyond... made 12-13 attempts in road games... one of 10 true freshmen to see action in 2016... only walk-on true freshman to see action in 2016... earned Dean's List recognition, fall, 2018, and fall, 2019.

**2020 Honors** -- Named to Lou Groza Award preseason Watch List... preseason first-team All-America by Walter Camp, Phil Steele and Athlon Sports... preseason first-team All-Big Ten by Athlon Sports and Phil Steele.

**2019 Honors** -- Consensus All-American... first-team All-America by Football Writers, *The Associated Press*, *Sporting News*, *The Athletic*, and Phil Steele... second-team All-America by Walter Camp Foundation and American Football Coaches Association... Academic All-Big Ten... named Bakken-Anderson Kicker of the Year in the Big Ten Conference... one of three finalists for the Lou Groza Award... first-team All-Big Ten by league coaches and media... first-team All-Big Ten by *The Associated Press* and Phil Steele... Hayden Fry Award, special teams... Reggie Roby Special Teams Award, specialist... named Big Ten Conference Special Teams Player of the Week vs. Nebraska, Illinois and Iowa State... one of three players honored as Lou Groza Award Stars of the Week vs. Iowa State, Purdue and Wisconsin... **2019** -- Handled all field goal and PAT attempts throughout the season... led team with 119 points... converted 29-34 field goal attempts and all 32 PAT attempts... handled all field goal and PAT attempts in 38-14 win over Miami... connected on 21-yard field goal for first points of the game, and added all five PAT attempts... handled all field goal and PAT attempts in 30-0 win over Rutgers... connected on career-best three field goal attempts and all three PAT attempts vs. Rutgers... field goals covered 46 yards for a career-long, and then 19 and 43 yards, with previous career-long being 41 yards... handled all field goal duties in 18-17 win at Iowa State... converted all four field goal attempts at Iowa State to reach career-high... connected from 25, 40, 42 and 39 yards at Iowa State, with 39-yarder providing winning margin late in fourth quarter... had no PAT attempts at Iowa State... handled all field goal and PAT duties in 48-3 win over Middle Tennessee... connected on 2-3 field goals, including career-long 49 yard kick in the first quarter... also connected from 42 yards and was successful on all six PAT kicks... handled all field goal duties in 10-3 loss at Michigan, connecting from 22 yards on his only kicking action in the contest... handled all field goal duties in 17-12 loss to #9 Penn State... connected on field goals from 47 and 24 yards vs. PSU, while missing from 44 yards... had no PAT attempts... handled all field goal and PAT duties in 26-20 win over Purdue... matched career-best with four field goals vs. Purdue, connecting on all four attempts, along with hitting 2-2 PATs... field goals covered 30, 44, 42 and 38 yards vs. Purdue... handled all field goal and PAT duties in 20-0 win at Northwestern... connected on field goals of 40 and 28 yards at Northwestern, while missing from 46 yards... also added 2-2 PATs... handled all field goal and PAT duties in 24-22 loss at #16 Wisconsin... connected on 3-3 field goals at Wisconsin, including kicks

of 24, 40, and 39 yards to establish school record for single-season field goals (22)... also made only PAT attempt to remain perfect on the season in PATs... handled all field goal and PAT attempts in 23-19 win over #7 Minnesota... connected on only field goal attempt from 27 yards while converting 2-2 PATs vs. Minnesota... handled all field goal and PAT attempts in 19-10 win over Illinois... matched career-high with four field goals vs. Illinois on career-high six attempts... connected from 23, 45, 24, and 29 yards vs. Illinois, while also converting only PAT attempt... handled all field goal and PAT attempts in 27-24 win at Nebraska... matched career-long with 49 yard field goal on first attempt at Nebraska... connected on 48-yard kick with one second remaining to provide winning margin in 27-24 win... also connected on 3-3 PAT kicks... handled all PAT attempts in 49-24 Holiday Bowl win over #22 USC, connecting on all seven attempts to match career-best, with no field goal attempts.

**2018** -- Did not see any game action.

**2017** -- Redshirted.

**2016 Honors** -- Coaches Appreciation Award, special teams... named Big Ten Conference Special Teams Player of the Week vs. Michigan after connecting on 2-of-2 field goals, including the game-winner on the final play of the game... **2016** -- Handled majority of PAT and field goal attempts throughout the season... connected on 38-39 PAT attempts (one blocked) and 9-11 field goal attempts, scoring 65 points... handled all PAT and field goal attempts in 45-21 win over Miami... handled all PAT attempts in 42-3 win over Iowa State, converting all six attempts, but had no field goal attempts... handled all PAT attempts in 23-21 loss to North Dakota State, converting all three attempts, with no field goal attempts... handled all PAT attempts in 14-7 win at Rutgers, making both PAT kicks, with no field goal attempts... handled all PAT and field goal duties in 38-31 loss to Northwestern... connected on all four PAT attempts and only field goal attempt (24 yards) vs. Northwestern to remain perfect through five games... saw action in 14-7 win at Minnesota, converting on both field goal attempts... remained perfect on the season with field goals of 22 and 28 yards and Minnesota... Iowa converted two-point conversion following only touchdown... handled all PAT attempts in 49-35 win at Purdue, connecting on all seven PAT attempts to remain perfect on the season... saw action in 17-9 loss to #10 Wisconsin... connected on 2-3 field goal attempts vs. Wisconsin, including a best of 41 yards... also connected from 25 yards, while his first miss of the season came from 38 yards... saw action in 41-14 loss at #12 Penn State, connecting on both PAT attempts, while not attempting a field goal... saw action in 14-13 win over #2 Michigan, connecting on both field goal attempts... connected on game-winning field goal from 33 yards on final play of the game to provide winning margin... also connected on 25-yard field goal in the third quarter to provide an 11-10 advantage... handled all PAT attempts in 28-0 win at Illinois, and had no field goal attempts... handled all PAT attempts in 40-10 win over #15 Nebraska... connected on 4-5 PATs vs. Nebraska, with win attempt being blocked... handled all field goal attempts in 30-3 Outback Bowl loss to #17 Florida, connecting from 36 yards and missing from 30 yards.

**High School honors** -- Named to MaxPreps first team All-America team as a senior... first team all-state as a senior by Associated Press, Charlotte Observer and NC Preps... All-UCHSF... Chris Sailer All-American and winner of Chris Sailer Award... Union County SCC Special Teams Player of the Year... semifinalist for National Kicker of the Year... Touchdown Club Student Athlete of the Year... Charlotte Kicker of the Year as a junior and senior... South Charlotte Sports Report Gridiron Great... Union Power Gridiron Clash MVP... first team all-state (NC Preps) and all-county as a junior, and MaxPreps second team All-American... second team all-conference as a sophomore... **Career** -- Four-year varsity kicker, scoring 367 career points... helped prep team win three conference titles in four seasons... team reached state title game as a junior and regional championship as a senior... connected on 22-of-29 field goal attempts as a senior with a long of 54 yards, and five of over 50 yards, with the seven misses coming from 53-yards and beyond... did not miss from 50-yards and in (17-17)... made all 60 PAT attempts while scoring 126 points... as a junior made 17-22 field goal attempts, with a long of 48 yards, and 60-62 PAT kicks while scoring 111 points... scored 73 points as a sophomore, making 7-9 field goals and all 52 PAT attempts... as a freshman made all five field goal attempts and 42-45 PAT kicks, with three blocks, while scoring 57 points... records include state records for consecutive PATs (104), season field goals (22), career field goals (51), and most field goals over 50 yards in a season (5)... holds county records for season and career field goals, season and career scoring, and season and career touchbacks.

**Personal** - - Born 2/19/98 in Arlington, Texas . . . sport and recreation management major . . . member of National Society of High School Scholars, National Youth Leadership Forum, Washington, D.C. Law & CSI, National Academy of Future Scientists Award of Excellence and Weddington HS Excelsior Award . . . parents are Jennifer and Stuart Duncan . . . high school coach was Tim Carson.

#### Career Bests

Field Goals: \_\_\_\_\_ 4, three times, last vs. Illinois, 11/23/19  
 FG Attempts: \_\_\_\_\_ 6 vs. Illinois, 11/23/19  
 Long: \_\_\_\_\_ 49, twice, last at Nebraska, 11/29/19  
 PATs: \_\_\_\_\_ 7, twice, last vs. USC, 12/27/19  
 PAT Attempts: \_\_\_\_\_ 7, twice, last vs. USC, 12/27/19

#### Career Statistics

| Scoring       | FGs          | Lng       | PATs         | Points     |
|---------------|--------------|-----------|--------------|------------|
| Freshman      | 9-11         | 41        | 38-39        | 65         |
| Sophomore     | 0-0          | ---       | 0-0          | ---        |
| Junior        | 29-34        | 49        | 32-32        | 119        |
| <b>Career</b> | <b>38-45</b> | <b>49</b> | <b>70-71</b> | <b>184</b> |

| Field Goals   | 1-19       | 20-29        | 30-39      | 40-49        | 50+        | Total        | Blk        |
|---------------|------------|--------------|------------|--------------|------------|--------------|------------|
| Freshman      | 0-0        | 6-6          | 2-4        | 1-1          | 0-0        | 9-11         | ---        |
| Sophomore     | 0-0        | 0-0          | 0-0        | 0-0          | 0-0        | ---          | ---        |
| Junior        | 0-0        | 11-11        | 4-5        | 14-18        | 0-0        | 29-34        | ---        |
| <b>Career</b> | <b>0-0</b> | <b>17-17</b> | <b>6-9</b> | <b>15-19</b> | <b>0-0</b> | <b>38-45</b> | <b>---</b> |



#### 55 - - Luke Empen

##### Offensive Line


**6-4, 287, Sophomore**

**Clinton, Iowa (Northeast Goose Lake HS)**

**2019** - - Saw only action of the season in 48-3 win over Middle Tennessee as offense gained 644 yards total offense.

**2018** - - Redshirted after joining the team as a walk-on.

**Personal** - - Born 6/10/99 . . . enterprise leadership major . . . parents are Julie and Bill Empen . . . high school coach was Jerad Block.



#### 69 - - Tyler Endres (AUN-drez)

##### Offensive Line

**6-6, 310, Redshirt Freshman**


**Norwalk, Iowa (Norwalk HS)**

**2019** - - Redshirted . . . did not seen any game action.

**High school honors** - - Named to All-Iowa Elite all-state team by Des Moines Register as a senior . . . earned Warrior Award as team Most Valuable Player as a senior . . . honorable mention all-state as a junior . . . first-team all-district selection for three straight

years . . . **Career** - - Four-year football letterman as offensive and defensive lineman . . . helped team earn district title as a senior . . . prep team advanced to state playoffs as a sophomore and senior, with a four-year record of 32-11 . . . prep team reached state championship game as a freshman . . . team captain and squad leader as a senior . . . also lettered in basketball and track.

**Personal** - - Born 8/28/2000 . . . pre-business major . . . parents are Julie and Matt Endres . . . relative of former Iowa basketball player Chris Street . . . high school coach was Paul Patterson.



#### 13 - - \*Joe Evans

##### Defensive End

**6-2, 248, Sophomore**

**Ames, Iowa (Ames HS)**

**Hawk-Item** - - Moved from linebacker to defensive end during 2019 spring practice . . . earned Dean's List recognition spring, 2020.

**2019** - - Saw action in eight games, recording five solo tackles and two assists, with four sacks . . . did not see action in 38-14 win over Miami . . . saw first action of career in 30-0 win over Rutgers, but had no statistics as defense allowed just 125 yards total offense . . . did not see action in 18-17 win at Iowa State . . . did not see action in 48-3 win over Middle Tennessee due to injury . . . did not see action in 10-3 loss at #18 Michigan . . . did not see action in 17-12 loss to #9 Penn State . . . saw action in 26-20 win over Purdue, but had no statistics as defense allowed just 33 net rushing yards . . . saw action in 20-0 win at Northwestern as defense allowed just 64 net rushing yards and 202 yards total offense . . . two tackles at Northwestern for first career statistics, including one solo and one assist . . . career-best 1.5 QB sacks and one QB pressure . . . saw action in 24-22 loss at #16 Wisconsin, but had no statistics . . . saw action in 23-19 win over #7 Minnesota as defense allowed just 63 net rushing yards . . . career-best three tackles vs. Minnesota, including two solo stops and one assist . . . also career-high 1.5 sacks vs. Minnesota . . . saw action in 19-10 win over Illinois . . . one solo tackle vs. Illinois, a QB sack for minus five yards . . . saw action in 27-24 win at Nebraska, recording one solo tackle . . . saw action in 49-24 Holiday Bowl win over #22 USC, but had no statistics as defense allowed just 22 net rushing yards.

**2018** - - Redshirted after joining the team as a walk-on.

**High school honors** - - Earned all-state honorable mention honors as a senior . . . first-team all-conference as a junior and senior . . . honorable mention all-conference as a sophomore . . . **Career** - - Three-year football letterman as linebacker and quarterback . . . three-year starter at quarterback . . . football team captain as a junior and senior, first time ever at Ames HS . . . holds school records for career touchdowns and all-purpose yards . . . rushed for 771 yards and 11 touchdowns, while passing for 2,438 yards and 25 touchdowns as a senior . . . recorded 60 tackles and forced two fumbles . . . as a junior rushed for 614 yards and 10 touchdowns, while passing for 1,580 yards and 13 touchdowns . . . as a sophomore rushed for 439 yards and five touchdowns, to go with 1,276 passing yards and 17 touchdowns, while helping prep team reach state playoffs . . . also lettered in track and basketball.

**Personal** - - Born 6/29/99 . . . enterprise leadership major . . . carried a 3.2 prep GPA . . . parents are Abby and Spence Evans . . . father Spence Evans also played football at Iowa . . . high school coach was Bruce Vertanen.

#### Career Bests


Tackles: \_\_\_\_\_ 3 vs. Minnesota, 11/16/19  
 Solos: \_\_\_\_\_ 2 vs. Minnesota, 11/16/19  
 Assists: \_\_\_\_\_ 1, twice, last vs. Minnesota, 11/16/19  
 Tackles for Loss \_\_\_\_\_ 2.5 vs. Minnesota, 11/16/19  
 QB Sacks: \_\_\_\_\_ 2.5 vs. Minnesota, 11/16/19  
 QB Pressure: \_\_\_\_\_ 1 at Northwestern, 10/26/19

#### Game-by-Game Defensive Stats

| 2019        | Solo-Ast. | 2019          | Solo-Ast.  |
|-------------|-----------|---------------|------------|
| Miami       | DNP       | at N'western  | 1-1        |
| Rutgers     | 0-0       | at Wisconsin  | 0-0        |
| at IA State | DNP       | Minnesota     | 2-1        |
| MTSU        | INJ       | Illinois      | 1-0        |
| at Mich     | DNP       | at Nebraska   | 1-0        |
| Penn State  | DNP       | USC (n)       | 0-0        |
| Purdue      | 0-0       | <b>Totals</b> | <b>5-2</b> |

#### Career Statistics

| Defense  | Solo | Ast. | Total | T/Loss | Sacks | In-Yds. | PBU | QBH | FF | RF |
|----------|------|------|-------|--------|-------|---------|-----|-----|----|----|
| Freshman | 5    | 2    | 7     | 4/16   | 4/16  | 0-0     | 0   | 1   | 0  | 0  |



**54 - - Matt Fagan**  
Offensive Line  
6-5, 294, Sophomore  
Council Bluffs, Iowa (St. Albert HS)

**Hawk Item** - - Earned Dean's List recognition, spring, 2019 . . . Dean's List and President's List, fall, 2019, Dean's List and President's List, spring, 2020.

**2019** - - Academic All-Big Ten . . . Team Leader Award, offense . . . Big Ten Distinguished Scholar. **2019** - - Did not see any game action.

**2018** - - Redshirted after joining the team as a walk-on.

**High school honors** - - Earned first-team all-state honors as a senior, along with all-district and All-Western Iowa honors . . . competed in Blue-Grey all-area game following senior season and Iowa Shrine Bowl . . . second-team all-state as a junior, along with all-city, all-district and All-Western Iowa honors . . . was first-team all-city, all-district and All-Western Iowa as a freshman and sophomore . . . **Career** - - Four-year football letterman as offensive and defensive lineman . . . prep team posted 21-3 record in final two seasons, reaching state semifinals each year . . . recorded 50.5 tackles as a senior, including four tackles for loss, and one interception and one fumble recovery . . . as a junior totaled 42.5 tackles, with two tackles for loss and two QB sacks . . . 36.5 tackles as a sophomore, with five tackles for loss and one sack . . . 27 tackles, including five tackles for loss, as a freshman . . . three-year team captain . . . also competed in basketball and track . . . prep track team won state title as a senior and basketball team was state runner-up in 2016.

**Personal** - - Born 6/29/99 . . . public health major . . . four-year member of Gold Honor Roll as a prep, with 4.2 GPA . . . parents are Chris and Chuck Fagan . . . one of three players from Council Bluffs on Iowas roster . . . high school coach was Pat Ryan.



**60 - - Noah Fenske**  
Offensive Line  
6-4, 307, Redshirt Freshman  
New Hampton, Iowa (New Hampton HS)

**2019** - - Redshirted . . . did not see any game action.

**High school honors** - - Earned first-team all-state honors as a senior by the Iowa Newspaper Association and Des Moines Register . . . named district offensive line MVP as a senior . . . third-team all-state by INA as a junior . . . first-team all-district

for three straight years . . . **Career** - - Played both offensive and defense line as a prep . . . helped prep team reach state playoffs for three straight seasons, including championship game as a junior . . . 36 tackles as a senior, with 9.5 tackles for loss and three sacks . . . 40 total tackles as a junior, with 6.5 sacks and five tackles for loss . . . 32 tackles as a sophomore, with 5.5 sacks and six tackles for loss . . . team captain as a senior . . . also lettered in wrestling, basketball, and track . . . as a junior placed third in the state in shot put and seventh in discus . . . holds school record in the discus (184-4) . . . won Drake Relays shot put title as a senior.

**Personal** - - Born 5/5/2000 . . . history major . . . parents are Robin Harnack and Bob Fenske . . . high school coach was Scott Frerichs.



**37 - - Kyle Fisher**  
Defensive Back  
5-11, 213, Redshirt Freshman  
Farnhamville, Iowa (SE Valley HS)

**2019** - - Redshirted after joining the program as a walk-on.

**High school honors** - - First-team all-state running back by the Des Moines Register and Iowa Newspaper Association as a senior . . . district defensive MVP as a senior . . . first-team all-district running back as a senior . . . first-team all-district linebacker as a junior after earning second-team honors as a sophomore . . . **Career** - - Four-year football letterman as running back, linebacker and defensive back . . . helped prep team reach state quarterfinals as a sophomore after reaching state playoffs as a sophomore . . . career totals include 3,237 yards total offense and 41 total touchdowns . . . holds school single-game records for receptions, receiving yards, receiving touchdowns and longest reception . . . also for rushing yards, longest rush and rushing touchdowns, fumble recoveries, fumble recovery touchdowns and longest fumble recovery . . . holds season records for receptions, receiving yards, receiving touchdowns, rushing yards, rushing average, rushing touchdowns, most 100 yard games, most 200 yard games and most 300 yard games, most tackles and kickoff return average . . . holds career records for receptions, receiving yards, receiving touchdowns, rushing yards, rushing average, rushing touchdowns, most 100 yard games, most 200 yard games and most 300 yard games, and career tackles . . . rushed 264 times for 2,046 yards and 31 touchdowns as a senior, to go with 18 receptions for 195 yards and two touchdowns . . . also totaled 81 tackles on defense and two fumble recoveries for touchdowns . . . 131 rushing attempts for 793 yards as a junior, with 11 receptions for 111 yards, along with 61 tackles on defense . . . 15 rushing attempts for 84 yards as a sophomore, along with 116 tackles on defense . . . team captain as a senior . . . also lettered in wrestling and track.

**Personal** - - Born 2/16/01 . . . enterprise leadership major . . . parents are Heather and Gerald Fisher . . . high school coach was Mike Swieter.




**58 - - Taylor Fox**  
Offensive Line  
6-3, 288, Redshirt Freshman  
Winthrop, Iowa (East Buchanan HS)

**2019** - - Redshirted after joining the program as a walk-on.

**High school honors** - - Selected to play in Iowa Shrine Game following prep career . . . first-team all-state as a senior . . . second-team all-state as a junior . . . earned first-team all-district honors four straight years . . . **Career** - - Four-year football letterman as offensive and defensive lineman . . . helped prep team post 21-9 mark over freshman, sophomore and junior seasons . . . prep team reached state playoffs as freshman, sophomore and junior . . . holds school record for punting yards in a season (1,351 yards as a junior) . . . started in offensive line four straight seasons . . . recorded 40 tackles and 11 sacks as a senior, while averaging 40.4 yards per punt . . . recorded 38 tackles, including six tackles for loss, as a junior . . . collected 25 tackles and three tackles for loss as a sophomore . . . team captain as a junior and senior . . . also lettered in wrestling and track.

**Personal** - - Born 7/25/2000 . . . open major . . . earned second-team all-academic honors . . . parents are Marcy and Dan Fox . . . high school coach was Jerry Alden.





**88 - Jackson Frericks**  
**Tight End**  
**6-6, 215, Redshirt Freshman**  
**Cedar Falls, Iowa (Cedar Falls HS)**

**2019** - Redshirted after joining the program as a walk-on.

**High school honors** - Earned second-team all-district honors as a senior . . . honorable mention all-district as a junior . . . earned all-metro honors as a junior and senior . . . **Career** - two-year football letterman as tight end . . . helped prep team post two-year record of 21-3, while reaching state quarterfinals as a junior and state championship game as a senior . . . 29 receptions for 346 yards and five touchdowns as a senior . . . 10 receptions for 95 yards as a junior . . . three-year basketball letterman, helping team win Class 4A state title as a junior.

**Personal** - Born 11/20/2000 . . . pre-business major . . . member of Honor Roll during entire prep career . . . parents are Tricia and Darren Frericks . . . attended same high school as LB Jack Campbell . . . high school coach was Brad Remmert.



**2 - Ryan Gersonde (gir-SAUN-day)**  
**Punter**  
**6-4, 194, Junior**  
**Milwaukee, Wisconsin (Marquette Univ. HS)**

**Hawk Item** - Used redshirt season in 2018 . . . one of 10 true freshmen to see action in 2017.

**2019** - Missed 2019 season due to injury.

**2018** - Redshirted . . . only game action came as holder for PAT in 63-0 win at Illinois.

**2017** - Averaged 42.5 yards on 13 punts, with a long of 61 yards . . . saw first action of career in 45-16 win over Illinois, handling all punting duties . . . averaged 37.7 yards on three punts vs Illinois, with a long of 43 yards and one punt inside the 20 . . . averaged 52.6 yards on six punts in 17-10 OT loss at Northwestern, with a long of 61 yards, four punts over 50 yards and one punt inside the 20 . . . averaged 353.2 yards on five punts in 17-10 win over Minnesota, with a long of 50 yards.

**High school honors** - Earned All-America honors as a senior . . . first-team all-conference, all-region, and all-state as a senior . . . first team all-conference as a junior after earning second team honors as a sophomore . . . **Career** - Three-year football letterman as punter and wide receiver . . . helped prep team post three-year record of 28-8, with three state playoff appearances . . . averaged 40 yards per punt as a senior, with eight punts inside the 20 . . . team captain as a senior . . . also lettered in basketball.

**Personal** - Born 10/02/98 . . . business major . . . three-year member of prep Honor Roll . . . parents are Stacy and Tim Gersonde . . . high school coach was Jeff Mazurczak.

#### Career Punting Bests


Punts: \_\_\_\_\_ 5, twice, last vs. Minnesota, 10/28/17  
 Average: \_\_\_\_\_ 52.6 (5) at Northwestern, 10/21/17  
 Long: \_\_\_\_\_ 61 at Northwestern, 10/21/17

#### Game-by-Game Punting

| 2017          | No.       | Yds.       | Avg.        | Lng       | 2018            | No.      | Yds.     | Avg.     | Lng        |
|---------------|-----------|------------|-------------|-----------|-----------------|----------|----------|----------|------------|
| Wyoming       | DNP       |            |             |           | N. Ill.         | DNP      |          |          |            |
| at IA State   | DNP       |            |             |           | IA State        | DNP      |          |          |            |
| N. Texas      | DNP       |            |             |           | N. Iowa         | DNP      |          |          |            |
| PSU           | DNP       |            |             |           | Wisconsin       | DNP      |          |          |            |
| at MSU        | DNP       |            |             |           | at Minn.        | DNP      |          |          |            |
| Illinois      | 3         | 113        | 37.7        | 43        | at Ind.         | DNP      |          |          |            |
| at N'western  | 5         | 263        | 52.6        | 61        | at Maryland     | DNP      |          |          |            |
| Minnesota     | 5         | 176        | 35.2        | 50        | at PSU          | DNP      |          |          |            |
| Ohio State    | DNP       |            |             |           | at Purdue       | DNP      |          |          |            |
| at Wisconsin  | DNP       |            |             |           | N'western       | DNP      |          |          |            |
| Purdue        | DNP       |            |             |           | at Illinois     | 0        | 0        | 0        | ---        |
| at Nebraska   | DNP       |            |             |           | Nebraska        | DNP      |          |          |            |
| Boston C. (n) | DNP       |            |             |           | Miss. State (n) | DNP      |          |          |            |
| <b>Totals</b> | <b>13</b> | <b>552</b> | <b>42.5</b> | <b>61</b> | <b>Totals</b>   | <b>0</b> | <b>0</b> | <b>0</b> | <b>---</b> |

#### Career Statistics

| Punting       | No.       | Yds.       | Avg.        | Lng       | 50+      | In-20    | TB       | Blk      | FC       |
|---------------|-----------|------------|-------------|-----------|----------|----------|----------|----------|----------|
| Freshman      | 13        | 552        | 42.5        | 61        | 4        | 2        | 1        | 0        | 2        |
| Sophomore     | 0         | 0          | ---         | 0         | 0        | 0        | 0        | 0        | 0        |
| <b>Career</b> | <b>13</b> | <b>552</b> | <b>42.5</b> | <b>61</b> | <b>4</b> | <b>2</b> | <b>1</b> | <b>0</b> | <b>2</b> |



**57 - \*\*Chauncey Golston**  
**Defensive Line**  
**6-5, 270, Senior**  
**Detroit, Mich. (East English Village Prep)**

**Hawk Item** - Named to 2020 Leadership Group . . . led the Big Ten and ranked sixth nationally with three fumble recoveries in 2019 . . . spent time at both end and tackle positions during 2018 spring practice.

**2020 Honors** - Named to Lott IMPACT preseason Watch List and Bronko Nagurski Award preseason

Watch List . . . preseason second-team All-Big Ten by Athlon Sports, Phil Steele and Pick Six Previews.

**2019 Honors** - Honorable mention All-Big Ten by league coaches and media . . . Team Hustle Award, defense . . . preseason third-team All-Big Ten by Athlon Sports . . . **2019** - Started all 13 games at defensive end . . . recorded 47 tackles, including 26 solo stops and 21 assists, with 9.5 tackles for loss, three sacks, one interception, five pass break-ups and seven pressures . . . started at defensive end in 38-14 win over Miami as defense allowed just 59 net rushing yards . . . two solo tackles and one assist vs. Miami . . . started at defensive end in 30-0 win over Rutgers as defense allowed just 125 yards total offense . . . recorded four tackles vs. Rutgers, including three solo tackles to match career-best, and one assist . . . started at defensive end in 18-17 win at Iowa State, recording two solo tackles and one QB pressure . . . started at defensive end in 48-3 win over Middle Tennessee, recording one assisted tackle as defense allowed just 216 yards total offense . . . started at defensive end in 10-3 loss at #18 Michigan . . . career-best eight tackles vs. Michigan, including two tackles for loss, one sack and two QB pressures . . . started at defensive end in 17-12 loss to #9 Penn State . . . matched career-high with eight tackles vs. PSU, including four solo stops and four assists . . . 1.5 tackles for loss vs. PSU included a solo sack . . . started at defensive end in 26-20 win over Purdue as defense allowed just 33 net rushing yards . . . one solo tackle and one assist vs. Purdue, recording 1.5 tackles for loss and three QB pressures . . . started at defensive end in 20-0 win at Northwestern as defense allowed just 64 net rushing yards and 202 yards total offense . . . three tackles at Northwestern, including two solo tackles and one assist . . . recorded first interception of the season at Northwestern, along with career-best 2.5 tackles for loss . . . started at defensive end in 24-22 loss at #16 Wisconsin . . . recorded four tackles at Wisconsin, including three solo stops and one assist, along with one pass break-up . . . started at defensive end in 23-19 win over #7 Minnesota . . . three assisted tackles vs. Minnesota, with one tackle for loss, a shared sack and career-best two pass break-ups . . . started at defensive end in 19-10 win over Illinois, recording one solo tackle, one pass break-up and one QB pressure . . . started at defensive end in 27-24 win at Nebraska . . . five tackles at Nebraska, including three solo stops and two assists . . . started at defensive end in 49-24 Holiday Bowl win over #22 USC . . . three assisted tackles vs. USC, including one tackle for loss, a shared sack and one pass break-up.



**2018 Honors** -- Team Hustle Award, defense . . . **2018** -- Saw action in all 13 games . . . led team with three fumble recoveries while recording 35 tackles . . . recorded nine tackles for loss and 3.5 sacks, with one interception, one pass break-up and three QB pressures . . . recorded first career fumble recovery in 33-7 win over Northern Illinois, along with three assisted tackles and one QB pressure . . . recorded one solo tackle in 13-3 win over Iowa State, along with second fumble recovery in as many weeks . . . recorded one solo tackle and one assist in 38-14 win over Northern Iowa as defense allowed just six net rushing yards and 222 yards total offense . . . matched career-high with three tackles (all solo), including one tackle for loss, in 28-17 loss to #18 Wisconsin . . . saw action in 48-31 win at Minnesota as defense allowed just 86 net rushing yards . . . recorded first career sack at Minnesota as one of three solo tackles . . . saw action in 42-16 win at Indiana as defense allowed just 67 net rushing yards . . . recorded two solo tackles at Indiana, including one sack . . . saw action in 23-0 win over Maryland as defense allowed just 39 offensive plays and 115 yards total offense . . . tied career-high with three tackles vs. Maryland, including one solo tackle and two assists, which included one tackle for loss . . . saw action in 30-24 loss at #17 Penn State . . . matched career-high with three tackles at Penn State, including a shared sack . . . saw action at defensive tackle in 38-36 loss at Purdue . . . recorded three tackles at Purdue to equal career high, with one solo stop and two assists . . . 1.5 tackles for loss at Purdue . . . saw action in 14-10 loss to Northwestern . . . career-best five tackles vs. Northwestern, with two solo stops and three assists, including one sack . . . saw action in 63-0 win at Illinois as defense allowed just 216 yards total offense . . . recorded four tackles at Illinois, including three solo stops and one assist . . . totals included two tackles for loss, one pass break-up and one QB pressure . . . saw action in 31-28 win over Nebraska, recording one assisted tackle and one QB pressure . . . saw action in 27-22 Outback Bowl win over #18 Mississippi State . . . collected two turnovers vs. MSU, including one fumble recovery and first career interception, with both leading to Iowa touchdowns . . . also recorded two solo tackles.

**2017** -- Saw action in 12 games . . . recorded one solo tackle in 45-16 win over Illinois . . . recorded one solo tackle in 56-14 win at Nebraska.

**2016** -- Redshirted.

**High School honors** -- First-team all-state, all-metro, and all-city as a senior . . . honorable mention all-city as a junior . . . **Career** -- Helped prep team reach state playoffs three straight years while winning 23 total games . . . recorded 43 tackles as a senior, with nine sacks . . . recorded 53 tackles as a junior with 13 sacks . . . team captain as a junior and senior.

**Personal** -- Born Feb. 10, 1998 . . . sport studies major . . . mother is Linda Golston . . . member of National Honor Society . . . earned academic All-America recognition . . . one of two players from Detroit on Iowa roster . . . high school coach was Rod Oden.

#### Career Bests

Tackles: \_\_\_\_\_ 8, twice, last vs. Penn State, 10/12/19  
 Solos: \_\_\_\_\_ 5 at Michigan, 10/5/19  
 Assists: \_\_\_\_\_ 4 vs. Penn State, 10/12/19  
 Tackles for Loss: \_\_\_\_\_ 2.5 at Northwestern, 10/26/19  
 Pass Break-Up: \_\_\_\_\_ 2 vs. Minnesota, 11/16/19  
 Interception: \_\_\_\_\_ 1, twice, last at Northwestern, 10/26/19  
 QB Sack: \_\_\_\_\_ 1, six times, last vs. Minnesota, 11/16/19  
 Recovered Fumble: \_\_\_\_\_ 1, three times, last vs. Mississippi State, 1/1/19  
 QB Pressure: \_\_\_\_\_ 3 vs. Purdue, 10/19/19

#### Game-by-Game Defensive Stats

| 2017          | Solo-Ast.  | 2018            | Solo-Ast.    | 2019          | Solo-Ast.    |
|---------------|------------|-----------------|--------------|---------------|--------------|
| Wyoming       | 0-0        | N. Ill.         | 0-3          | Miami         | 2-1          |
| at IA State   | 0-0        | IA State        | 1-0          | Rutgers       | 3-1          |
| N. Texas      | 0-0        | N. Iowa         | 1-1          | at IA State   | 2-0          |
| PSU           | 0-0        | Wisconsin       | 3-0          | MTSU          | 0-1          |
| at MSU        | DNP        | at Minn.        | 3-0          | at Mich       | 5-3          |
| Illinois      | 1-0        | at Ind.         | 2-0          | Penn State    | 4-4          |
| at N'western  | 0-0        | Maryland        | 1-2          | Purdue        | 1-1          |
| Minnesota     | 0-0        | at PSU          | 0-3          | at N'western  | 2-1          |
| Ohio State    | 0-0        | at Purdue       | 1-2          | at Wisconsin  | 3-1          |
| at Wisconsin  | 0-0        | N'western       | 2-3          | Minnesota     | 0-3          |
| Purdue        | 0-0        | at Illinois     | 3-1          | Illinois      | 1-0          |
| at Nebraska   | 1-0        | Nebraska        | 0-1          | at Nebraska   | 3-2          |
| Boston C. (n) | 0-0        | Miss. State (n) | 2-0          | USC (n)       | 0-3          |
| <b>Totals</b> | <b>2-0</b> | <b>Totals</b>   | <b>19-16</b> | <b>Totals</b> | <b>26-21</b> |

#### Career Statistics

| Defense       | Solo      | Ast.      | Total     | T/Loss         | Sacks         | QBH      | Int.       | PBU      | FF       | RF       |
|---------------|-----------|-----------|-----------|----------------|---------------|----------|------------|----------|----------|----------|
| Freshman      | 2         | 0         | 2         | 0/0            | 0/0           | 0        | 0-0        | 0        | 0        | 0        |
| Sophomore     | 19        | 16        | 35        | 9/32           | 3.5/19        | 2        | 1-4        | 1        | 0        | 3        |
| Junior        | 26        | 21        | 47        | 9.5/28         | 3/16          | 7        | 1-3        | 5        | 0        | 0        |
| <b>Career</b> | <b>47</b> | <b>37</b> | <b>84</b> | <b>18.5/60</b> | <b>6.5/35</b> | <b>9</b> | <b>2-7</b> | <b>6</b> | <b>0</b> | <b>3</b> |



#### 15 - \*Tyler Goodson ^

Running Back

5-10, 200, Sophomore

Suwanee, Ga. (North Gwinnett HS)

**Hawk Item** -- One of eight true freshmen to see action in 2019 . . . first true freshman ever to lead the team in rushing yards.

**2020 Honors** -- Named to Doak Walker Award preseason Watch List . . . preseason second-team All-Big Ten by Athlon Sports . . . preseason third-team

All-Big Ten by Phil Steele.

**2019** -- Saw action in all 13 games, with four starts . . . led team in rushing and attempts with 134 attempts for 638 yards and five touchdowns . . . also had 24 receptions for 166 yards . . . saw first action of career in 38-14 win over Miami as offense gained 213 net rushing yards and 465 yards total offense . . . rushed nine times for 36 yards in first career action, with one reception for four yards . . . saw action in 30-0 win over Rutgers as offense gained 438 yards total offense . . . 10 rushing attempts for 53 yards vs. Rutgers, with a long of 19 yards, along with two pass receptions . . . saw action in 18-17 win at Iowa State . . . three rushing attempts for 16 yards at Iowa State, along with career-best three receptions for 11 yards . . . saw action in 48-3 win over Middle Tennessee as offense gained 644 yards total offense . . . career rushing best of 97 yards on 12 carries, with a long of 27 yards . . . also had three receptions for seven yards . . . saw action in 10-3 loss at #18 Michigan . . . rushed six times for 15 yards at Michigan, while collecting career-best five receptions for 61 yards . . . saw action in 17-12 loss to #9 Penn State . . . rushed eight times for 35 yards vs. PSU, along with one reception for nine yards . . . saw action in 26-20 win over Purdue . . . five rushing attempts for six yards vs. Purdue, along with two receptions for 38 yards . . . saw action in 20-0 win at Northwestern . . . led team in rushing with 11 carries for 58 yards at Northwestern, while adding two receptions for seven yards . . . saw action in 24-22 loss at #16 Wisconsin . . . rushed five times for 26 yards and had one reception for six yards at Wisconsin . . . started at running back in 23-19 win over #7 Minnesota, earning his first career start . . . 13 rushing attempts for 94 yards vs. Minnesota, including a 10-yard touchdown run . . . started at running back in 19-10 win over Illinois as offense gained 387 yards total offense . . . rushed career-high 21 times for 38 yards and a touchdown, along with one reception for three yards . . . scored on two-yard run to cap opening drive of the game . . . started at running back in 27-24 win at Nebraska . . . career-high 116 rushing yards on 13 attempts at Nebraska, with one touchdown . . . career-long 55-yard touchdown run in the first quarter . . . started at running back in 49-24 Holiday Bowl win over #22 USC . . . 18 rushing attempts for 48 yards and one touchdown vs. USC, along with three receptions for 20 yards . . . one-yard touchdown run capped 90-yard scoring drive in the third quarter.

**High school honors** -- Named Georgia Player of the Year as a senior . . . earned all-county, all-region, and all-state honors as a senior . . . **Career** -- Holds top two single game rushing marks in school history with 295 yards (three touchdowns) and 245 yards (two touchdowns) . . . as a senior rushed 159 times for 1,180 yards and 25 touchdowns . . . 178 rushing attempts for 1,437 yards and 25 touchdowns as a junior . . . surpassed 1,200 rushing yards as a freshman . . . helped team to 7A state title as a junior, with 898 rushing yards in four playoff games . . . team captain as a junior and senior . . . also lettered in baseball, basketball, and track.

**Personal** -- Born 11/10/2000 . . . pre-physical therapy major . . . parents are Felicia and Maurice Goodson . . . high school coach was Bill Stewart.

**Career Rushing Bests**

Attempts: \_\_\_\_\_ 21 vs. Illinois, 11/23/19  
 Yards: \_\_\_\_\_ 116 at Nebraska, 11/29/19  
 Touchdowns: \_\_\_\_\_ 1, five times, last vs. USC, 12/27/19  
 Long: \_\_\_\_\_ 55 at Nebraska, 11/29/19

**Career Receiving Bests**

Receptions: \_\_\_\_\_ 5 at Michigan, 10/5/19  
 Yards: \_\_\_\_\_ 62 at Michigan, 10/5/19  
 Long: \_\_\_\_\_ 31 at Michigan, 10/5/19

**2019 Game-By-Game Stats**


| Rushing       | No.        | Yds.       | TD       | Lng.      | Receiving     | No.       | Yds.       | TD       | Lng.      |
|---------------|------------|------------|----------|-----------|---------------|-----------|------------|----------|-----------|
| Miami         | 9          | 36         | 0        | 8         | Miami         | 1         | 4          | 0        | 4         |
| Rutgers       | 10         | 53         | 0        | 19        | Rutgers       | 2         | (-1)       | 0        | 2         |
| at IA State   | 3          | 16         | 0        | 14        | at IA State   | 3         | 11         | 0        | 5         |
| MTSU          | 12         | 97         | 0        | 27        | MTSU          | 3         | 7          | 0        | 7         |
| at Mich       | 6          | 15         | 0        | 5         | at Mich       | 5         | 62         | 0        | 31        |
| Penn State    | 8          | 35         | 0        | 29        | Penn State    | 1         | 9          | 0        | 9         |
| Purdue        | 5          | 6          | 0        | 3         | Purdue        | 2         | 38         | 0        | 20        |
| at N'western  | 11         | 58         | 0        | 12        | at N'western  | 2         | 7          | 0        | 8         |
| at Wisconsin  | 5          | 26         | 0        | 21        | at Wisconsin  | 1         | 6          | 0        | 6         |
| Minnesota     | 13         | 94         | 1        | 26        | Minnesota     | 0         | 0          | 0        | ---       |
| Illinois      | 21         | 38         | 1        | 10        | Illinois      | 1         | 3          | 0        | 3         |
| at Nebraska   | 13         | 116        | 1        | 55        | at Nebraska   | 0         | 0          | 0        | ---       |
| USC (n)       | 18         | 48         | 1        | 9         | USC (n)       | 3         | 20         | 0        | 8         |
| <b>Totals</b> | <b>134</b> | <b>638</b> | <b>5</b> | <b>55</b> | <b>Totals</b> | <b>24</b> | <b>166</b> | <b>0</b> | <b>31</b> |

**Career Statistics**

| Rushing  | No. | Yds. | Avg. | TD | Lng |
|----------|-----|------|------|----|-----|
| Freshman | 134 | 638  | 4.8  | 5  | 55  |

| Receiving | No. | Yds. | Avg. | TD | Lng |
|-----------|-----|------|------|----|-----|
| Freshman  | 24  | 166  | 6.9  | 0  | 31  |



**8 - \*\*\*Matt Hankins ^**  
**Defensive Back**  
**6-0, 180, Senior**  
**Lewisville, Texas (Marcus HS)**

**Hawk Item** -- Named to 2020 Leadership Group ... one of 10 true freshmen to see action in 2017 ... first career start came in win at Nebraska in 2017.

**2020 Honors** -- Preseason third-team All-Big Ten by Phil Steele ... preseason fourth-team All-Big Ten by Athlon Sports.

**2019 Honors** -- Team Hustle Award, defense ... preseason third-team All-Big Ten by Athlon Sports... **2019** -- Started all 10 games in which he played, missing three games due to injury ... collected 58 tackles, including 37 solo stops and 21 assists ... also had two interceptions and seven pass break-ups ... started at cornerback in 38-14 win over Miami as defense allowed just 59 net rushing yards ... two solo tackles and one assist vs. Miami, along with career-best two pass break-ups ... started at cornerback in 30-0 win over Rutgers, recording one assisted tackle as defense allowed just 125 yards total offense ... did not see action in 18-17 win at Iowa State due to injury ... did not see action in 10-3 loss at #18 Michigan due to injury ... started at cornerback in 17-12 loss to #9 Penn State ... seven tackles vs. PSU, including four solo tackles and three assists, with a shared tackle for loss ... started at cornerback in 26-20 win over Purdue as offense allowed just 33 net rushing yards ... career-best 11 tackles vs. Purdue, including eight solo stops and three assists, to go with one pass break-up ... started at cornerback in 20-0 win at Northwestern, recording two solo tackles and one assist as defense allowed just 64 net rushing yards and 202 yards total offense ... started at cornerback in 24-22 loss at #16 Wisconsin ... led team with eight tackles at Wisconsin, including five solo stops and three assists ... first career pass interception at Wisconsin ... started at cornerback in 23-19 win over #7 Minnesota as defense allowed just 63 net rushing yards ... eight tackles vs. Minnesota, including six solo stops and two assists ... started at cornerback in 19-10 win over Illinois ... five tackles vs. Illinois, including two solo stops and three assists ... second interception of the season vs. Illinois, to

go with three pass break-ups ... started at cornerback in 27-24 win at Nebraska ... five tackles at Nebraska, including two solo stops and three assists ... one tackle for loss and one QB pressure at Nebraska ... started at cornerback in 49-24 Holiday Bowl win over #22 USC as defense allowed just 22 net rushing yards ... seven tackles vs. USC, including six solo stops and one assist, along with one pass break-up.

**2018** -- Started at cornerback in all eight games in which he played, missing five games due to injury ... recorded 48 tackles and three pass break-ups ... started at cornerback in 33-7 win over Northern Illinois as defense allowed just 211 yards total offense ... recorded one solo tackle and one assist vs. NIU, with one pass break-up ... started at cornerback in 13-3 win over Iowa State as defense allowed just 19 net rushing yards and 188 yards total offense ... career-best eight tackles vs. ISU, including five solo tackles and three assists ... started at cornerback in 38-14 win over Northern Iowa as defense allowed just six net rushing yards and 222 yards total offense ... six tackles vs. UNI, including three solo stops and three assists ... started at cornerback in 28-17 loss to #18 Wisconsin, recording one solo tackle and one assist ... started at cornerback in 14-10 loss to Northwestern after missing six straight games ... matched career best with eight tackles vs. Northwestern, including five solo stops and three assists, along with one pass break-up ... started at cornerback in 63-0 win at Illinois, recording three assisted tackles as defense allowed just 216 yards total offense ... started at cornerback in 31-28 win over Nebraska ... career-best 10 tackles vs. Nebraska, including seven solo stops and three assists ... started at cornerback in 27-22 Outback Bowl win over #18 Mississippi State ... led team with nine tackles in bowl win, including seven solo stops, two assists and one pass break-up.

**2017** -- Recorded 21 tackles, including 10 solo stops and 11 assists, along with two pass break-ups ... saw action in 24-3 opening win over Wyoming, recording one solo tackle ... saw action in 44-41 OT win at Iowa State, recording one assisted tackle ... saw action in 31-14 win over North Texas, recording one solo tackle ... saw action in 17-10 loss at Michigan State, recording one solo tackle ... saw action in 45-16 win over Illinois, recording one solo tackle ... saw action in 17-10 win over Minnesota, recording one assisted tackle as defense allowed just 281 yards total offense ... career-best three tackles in 24-15 loss to Purdue, with one solo stop and two assists ... started at cornerback in 56-14 win at Nebraska as defense allowed 67 rushing yards and just 267 yards total offense ... career-best five tackles vs. Nebraska, including two solo stops and three assists, to go with one pass break-up ... started at cornerback in 27-20 PinStripe Bowl win over Boston College as defense allowed just 21 net rushing yards and 102 yards total offense in second half ... career-best seven tackles vs. Boston College, including three solo stops and four assists, to go with one pass break-up.

**High school honors** -- Selected to participate in All-America Bowl following prep career ... unanimous first-team all-district selection as a senior ... first-team all-district as a junior ... **Career** -- Three-year letterman ... helped prep team advance to state playoffs as a junior ... 27 solo tackles and six assists as a senior, with six pass break-ups ... 34 solo tackles and 18 assists as a junior, with 13 pass break-ups, five tackles for loss, and two interceptions ... recorded 20 solo stops and four assists as a sophomore, with nine pass break-ups ... team captain as a senior.

**Personal** -- Born 2/22/99 ... enterprise leadership major ... parents are Glennis and Darryl Hankins ... high school coach was Gerry Stanford.

**Career Bests**

Tackles: \_\_\_\_\_ 11 vs. Purdue, 10/19/19  
 Solos: \_\_\_\_\_ 8 vs. Purdue, 10/19/19  
 Assists: \_\_\_\_\_ 4 vs. Boston College, 12/27/17  
 Interception: \_\_\_\_\_ 1, twice, last vs. Illinois, 11/23/19  
 Pass Break-Up: \_\_\_\_\_ 3 vs. Illinois, 11/23/19  
 Tackle for Loss: \_\_\_\_\_ 1 at Nebraska, 11/29/19  
 QB Pressure: \_\_\_\_\_ 1 at Nebraska, 11/29/19



## Game-by-Game Defensive Stats

| 2017          | Solo-Ast.    | 2018           | Solo-Ast.    | 2019          | Solo-Ast.    |
|---------------|--------------|----------------|--------------|---------------|--------------|
| Wyoming       | 1-0          | N. Ill.        | 1-1          | Miami         | 2-1          |
| at IA State   | 0-1          | IA State       | 5-3          | Rutgers       | 0-1          |
| N. Texas      | 1-0          | N. Iowa        | 3-3          | at IA State   | INJ          |
| PSU           | 0-0          | Wisconsin      | 1-1          | MTSU          | INJ          |
| at MSU        | 1-0          | at Minn.       | INJ          | at Mich       | INJ          |
| Illinois      | 1-0          | at Ind.        | INJ          | Penn State    | 4-3          |
| at N'western  | 0-0          | Maryland       | INJ          | Purdue        | 8-3          |
| Minnesota     | 0-1          | at PSU         | INJ          | at N'western  | 2-1          |
| Ohio State    | 0-0          | at Purdue      | DNP          | at Wisconsin  | 5-3          |
| at Wisconsin  | DNP          | N'western      | 5-3          | Minnesota     | 6-2          |
| Purdue        | 1-2          | at Illinois    | 0-3          | Illinois      | 2-3          |
| at Nebraska   | 2-3          | Nebraska       | 7-3          | at Nebraska   | 2-3          |
| Boston C. (n) | 3-4          | Miss State (n) | 7-2          | USC (n)       | 6-1          |
| <b>Totals</b> | <b>10-11</b> | <b>Totals</b>  | <b>29-19</b> | <b>Totals</b> | <b>37-21</b> |

## Career Statistics

| Defense       | Solo      | Ast.      | Total      | T/Loss       | Sacks      | IN-YD      | QBH      | PBU       | FF       | RF       |
|---------------|-----------|-----------|------------|--------------|------------|------------|----------|-----------|----------|----------|
| Freshman      | 10        | 11        | 21         | 0/0          | 0/0        | 0-0        | 0        | 2         | 0        | 0        |
| Sophomore     | 29        | 19        | 48         | 0/0          | 0/0        | 0-0        | 0        | 3         | 0        | 0        |
| Junior        | 37        | 21        | 58         | 1.5/8        | 0/0        | 2-0        | 1        | 7         | 0        | 0        |
| <b>Career</b> | <b>76</b> | <b>51</b> | <b>127</b> | <b>1.5/8</b> | <b>0/0</b> | <b>2-0</b> | <b>1</b> | <b>12</b> | <b>0</b> | <b>0</b> |

**27 - - Jermari Harris (jir-MAR-ee)****Defensive Back****6-1, 177, Redshirt Freshman****Chicago, Illinois (Montini Catholic HS)**

**Hawk-Item** - - Named to 2020 Leadership Group . . . one of eight true freshmen to see action in 2019 . . . redshirted in 2019 after seeing action in just two games.

**2019** - - Saw first action of career on special teams in 18-17 win at Iowa State, but had no statistics . . .

saw action in 48-3 win over Middle Tennessee, recording two solo tackles as defense allowed just 216 yards total offense . . . did not see action in 10-3 loss at #18 Michigan . . . did not see action in 17-12 loss to #9 Penn State . . . did not see action in 26-20 win over Purdue . . . did not see action in 20-0 win at Northwestern . . . did not see action in 24-22 loss at #16 Wisconsin . . . did not see action in 23-19 win over #7 Minnesota . . . did not see action in 19-10 win over Illinois . . . did not see action in 27-24 win at Nebraska . . . did not see action in 49-24 Holiday Bowl win over #22 USC.

**High school honors** - - Earned second-team all-state honors as a senior . . . first-team all-area and all-conference as a senior . . . **Career** - - Helped prep team advance to state playoffs four straight years . . . recorded 72 tackles, eight interceptions, and five pass break-ups as a senior . . . also lettered in basketball and track . . . member of prep basketball team that won state title his sophomore season.

**Personal** - - Born 9/19/2000 . . . enterprise leadership major . . . earned academic all-conference recognition as a senior . . . mother is Johnada Jenkins . . . one of three players from Chicago on Iowa roster . . . high school coach was Mike Bukovsky.

## Career Bests

Tackles: \_\_\_\_\_ 2 vs. Middle Tennessee, 9/28/19  
 Solos: \_\_\_\_\_ 2 vs. Middle Tennessee, 9/28/19

## Game-by-Game Defensive Stats

| 2019        | Solo-Ast | 2019          | Solo-Ast   |
|-------------|----------|---------------|------------|
| Miami       | DNP      | at N'western  | DNP        |
| Rutgers     | DNP      | at Wisconsin  | DNP        |
| at IA State | 0-0      | Minnesota     | DNP        |
| MTSU        | 2-0      | Illinois      | DNP        |
| at Mich     | DNP      | at Nebraska   | DNP        |
| Penn State  | DNP      | USC (n)       | DNP        |
| Purdue      | DNP      | <b>Totals</b> | <b>2-0</b> |

## Career Statistics

| Defense  | Solo | Ast. | Total | T/Loss | Sacks | IN-YD | QBH | PBU | FF | RF |
|----------|------|------|-------|--------|-------|-------|-----|-----|----|----|
| Freshman | 2    | 0    | 2     | 0/0    | 0/0   | 0-0   | 0   | 0   | 0  | 0  |

**96 - - Jack Heflin****Defensive Line****6-4, 312, Senior****Prophetstown, Ill. (Erie-Prophetstown HS)****Northern Illinois**

**Hawk-Item** - - Joined Iowa program for 2020 as a graduate transfer from Northern Illinois . . . ranked second in the MAC and tied for 16th nationally with three forced fumbles in 2019.

**2019 Honors** - - Named honorable mention All-

America from Pro Football Focus . . . earned first-team all-conference by PFF . . . named second-team All-MAC by league coaches and . . . selected NIU Defensive Player of the Year by coaching staff . . . one of four permanent team captains . . . earned honorable mention honors on PFF Midseason All-America team . . . 2019 - - Led NIU in tackles for loss (8.5) and sacks (3.0) . . . posted 1.5 tackles for loss with one sack and three tackles in win over Western Michigan . . . season-high six tackles to earn MAC West Defensive Player of the Week honors at Toledo . . . recorded 1.5 tackles for loss at Toledo, with one sack and forced third fumble of the season . . . helped limit Akron to seven first downs and 145 yards total offense in NIU's first shutout since 2012 . . . contributed 1.5 tackles for loss and three tackles as NIU held Miami to 71 rushing yards . . . credited with five tackles vs. Ball State, with one sack and a forced fumble . . . totaled four tackles, including 1.5 for loss, at Vanderbilt . . . forced a fumble and recorded two tackles at Nebraska . . . collected four tackles, with 1.5 tackles for loss, vs. Illinois State . . . did not play vs. Eastern Michigan due to injury.

**2018 Honors** - - Named third-team All-MAC at defensive tackle . . . 2018 - -

Ranked third on the team in sacks and fourth in tackles for loss . . . collected all sacks and TFLs in the second half of the regular season . . . started the last five games season . . . responded with a dominating performance vs. Toledo, with career-high 2.5 sacks and 3.5 tackles for loss among seven total tackles . . . recorded three solo tackles in MAC Championship win over Buffalo . . . contributed one sack, a tackle for loss and four solo stops at Western Michigan . . . posted 1.5 sacks and 1.5 tackles for loss at Akron . . . recorded five solo stops at BYU, with one tackle for loss as defense limited the Cougars to two field goals . . . lone tackle vs. Ohio resulted in first career sack and tackle for loss . . . registered two tackles vs. Florida State, Eastern Michigan, Ball State, and UAB . . . blocked field goal vs. Utah . . . recorded at least one tackle in all but one game.

**2017** - - Started every game at defensive tackle . . . played an important role occupying blockers for NIU defense that tied for second in the nation with 43 total sacks . . . recorded eight total tackles, including six solo stops and two assists . . . began the season with a tackle in three straight games vs. Boston College, Eastern Illinois, and Nebraska . . . collected one tackle in four straight games beginning with Eastern Michigan . . . posted one tackle for loss against Western Michigan.

**2016** - - Redshirted.

**High school honors** - - Earned all-state recognition from the IHSFCA during his senior season . . . named first team All-Western Illinois as an offensive and defensive lineman in back-to-back seasons as a junior and senior . . . **Career** - - Recorded 249 tackles and eight forced fumbles during his prep career . . . set school record with 30 career starts.

**Personal** - - Born 3/8/98 in Galesburg, Illinois . . . kinesiology major . . . parents are Judith and Chris Breitbach and Paul Heflin . . . high school coach was Chuck Milem.

**Career Bests**

Tackles: \_\_\_\_\_ 7, twice, last vs. Toledo, 11/7/18  
 Solo: \_\_\_\_\_ 5, twice, last vs. BYU, 10/27/18  
 Assists: \_\_\_\_\_ 3, three times, last vs. Vanderbilt, 9/28/19  
 Tackles for Loss: \_\_\_\_\_ 3.5 vs. Toledo, 11/7/18  
 QB Sacks: \_\_\_\_\_ 2.5 vs. Toledo, 11/7/18  
 Forced Fumble: \_\_\_\_\_ 1, three times, last vs. Toledo, 11/13/19  
 Blocked FG: \_\_\_\_\_ 1 vs. Utah, 9/8/19

**Career Statistics**

| Defense       | Solo      | Ast.      | Total     | T/Loss         | Sacks       | PBU      | QBH      | FF       | RF       | Blk      |
|---------------|-----------|-----------|-----------|----------------|-------------|----------|----------|----------|----------|----------|
| Freshman      | 6         | 2         | 8         | 1-4            | 0-0         | 0        | 0        | 0        | 0        | 0        |
| Sophomore     | 19        | 14        | 33        | 8-38           | 6-32        | 0        | 0        | 0        | 0        | 1        |
| Junior        | 14        | 17        | 31        | 8.5-41         | 3-29        | 0        | 0        | 3        | 0        | 0        |
| <b>Career</b> | <b>39</b> | <b>33</b> | <b>72</b> | <b>17-5-83</b> | <b>9-61</b> | <b>0</b> | <b>0</b> | <b>3</b> | <b>0</b> | <b>1</b> |


**81 - - Desmond Hutson**
**Wide Receiver**


**6-3, 210, Redshirt Freshman**  
**Raytown, Mo. (Raytown HS)**

**Hawk Item** -- Named to 2020 Leadership Group . . . one of eight true freshmen to see action in 2019 . . . redshirted in 2019 after seeing action in just two games.

**2019** -- Saw first action of career in 38-14 win over Miami, but had no statistics as offense gained 213 net rushing yards and 465 yards total offense . . . saw action in 30-0 win over Rutgers, but had no statistics as offense gained 438 yards total offense . . . did not see action in 18-17 win at Iowa State . . . did not see action in 48-3 win over Middle Tennessee . . . did not see action in 10-3 loss at #18 Michigan . . . did not see action in 17-12 loss to #9 Penn State . . . did not see action in 26-20 win over Purdue . . . did not see action in 20-0 win at Northwestern . . . did not see action in 24-22 loss at #16 Wisconsin . . . did not see action in 23-19 win over #7 Minnesota . . . did not see action in 19-10 win over Illinois . . . did not see action in 27-24 win at Nebraska . . . did not see action in 49-24 Holiday Bowl win over #22 USC.

**High school honors** -- Earned second-team all-district honors as a senior . . . first-team all-conference as a junior and senior . . . honorable mention all-conference as a sophomore . . . **Career** -- Three-year letterman as wide receiver . . . helped prep team reach state playoffs three years . . . holds school record for career receiving yards . . . 47 receptions for 729 yards and eight touchdowns as a senior . . . 49 receptions for 793 yards and 14 touchdowns as a junior . . . 23 receptions for 418 yards and four touchdowns as a sophomore . . . team captain as a senior . . . three-year letterman in basketball.

**Personal** -- Born 9/1/2000 . . . open major . . . parents are Carthesa and Christopher Hutson, Sr. . . high school coach was Logan Minnick.


**73 - - \*Cody Ince (INCE)**
**Offensive Line**


**6-4, 285, Sophomore**  
**Balsam Lake, Wis. (Unity HS)**

**2019** -- Saw action in 11 games, primarily at left guard . . . saw action in 38-14 win over Miami as offense gained 213 net rushing yards and 465 yards total offense . . . saw action in 30-0 win over Rutgers as offense gained 438 yards total offense . . . saw action in 18-17 win over Iowa State . . . did not see action in 48-3 win over Middle Tennessee due to injury . . . did not see action in 10-3 loss at #18 Michigan . . . saw action in 17-12 loss to #9 Penn State . . . saw action at left guard in 26-20 win over Purdue . . . saw action at left guard in 20-0 win at Northwestern . . . saw action in 24-22 loss at #16 Wisconsin . . . saw action in 23-19 win over #7 Minnesota . . . saw action in 19-10 win over Illinois as offense gained 387 yards total offense . . . saw action in 27-24 win at Nebraska . . . saw action in 49-24 Holiday Bowl win over #22 USC.

**2018** -- Redshirted . . . did not see any game action.

**High school honors** -- Earned first-team all-state honors on offense and honorable mention recognition on defense as a senior . . . first-team all-conference on both offense and defense as a junior and senior . . . all-region defensive end as a junior . . . honorable mention all-conference on defense as a freshman . . . **Career** -- Four-year football letterman as offensive and defensive lineman . . . helped team reach third level of playoffs as a junior and senior, while winning nine games as a sophomore and senior . . . recorded 65 solo tackles and 36 assists as a senior, with 21 tackles for loss, four sacks, four forced fumbles, and one recovered fumble . . . 40 solo stops and 72 assists as a junior, with 19 tackles for loss, 5.5 sacks, and one fumble recovery for a touchdown . . . as a sophomore collected 23 solo tackles and 64 assists, with one tackle for loss . . . 32 tackles as a freshman . . . team captain as a junior and senior . . . four-year letterman in baseball and three-year letterman in basketball.

**Personal** -- Born 12/18/99 . . . enterprise leadership major . . . earned academic all-state honors . . . parents are Tammy and Marty Ince . . . high school coach was Cory Nelson.


**77 - - \*\*\*Alaric Jackson (AH-lair-ick)**
**Offensive Line**

**6-6, 315, Senior**  
**Detroit, Mich. (Renaissance)**

**Hawk Item** -- Named to 2020 Leadership Group.

**2020 Honors** -- Named to Outland Trophy preseason Watch List . . . preseason first-team All-America by Pick Six Previews . . . preseason second-team All-America by Athlon Sports . . . preseason third-team All-America by Phil Steele . . . preseason first-team

All-Big Ten by Athlon Sports, Phil Steele, and Pick Six Previews.

**2019 Honors** -- Second-team All-Big Ten by Phil Steele . . . third-team All-Big Ten by league coaches and media . . . Outland Trophy preseason Watch List . . . preseason first-team All-America by CollegeFootballNews.com . . . preseason second-team All-America by Athlon Sports and Phil Steele . . . preseason first-team All Big Ten by Athlon Sports, CollegeFootballNews.com and Phil Steele . . . **2019** -- Started at left tackle in all 10 games in which he played, missing three games due to injury . . . started at left tackle in 38-14 win over Miami as offense gained 213 net rushing yards and 465 yards offense . . . left game in first quarter due to injury and did not return . . . did not see action in 30-0 win over Rutgers due to injury . . . did not see action in 18-17 win at Iowa State due to injury . . . did not see action in 48-3 win over Middle Tennessee due to injury . . . started at left tackle and played every offensive down in 10-3 loss at #18 Michigan, returning to action for first time since opening game . . . started at left tackle and played every offensive down in 17-12 loss to #9 Penn State . . . started at left tackle and played every offensive down in 26-20 win over Purdue . . . started at left tackle and played every offensive down in 20-0 win at Northwestern . . . started at left tackle and played every offensive down in 24-22 loss at #16 Wisconsin . . . started at left tackle and played every offensive down in 23-19 win over #7 Minnesota . . . started at left tackle and played every offensive down in 19-10 win over Illinois as offense gained 387 yards total offense . . . started at left tackle and played every offensive down in 27-24 win at Nebraska . . . started at left tackle and played every offensive down in 49-24 Holiday Bowl win over #22 USC.

**2018 Honors** -- Second-team All-Big Ten by league coaches and media . . . second-team All-Big Ten by Associated Press and Phil Steele . . . **2018** -- Started at left tackle in all 12 games in which he played . . . started at left tackle in 13-3 win over Iowa State . . . started at left tackle in 38-14 win over Northern Iowa as offense totaled 545 yards total offense . . . started at left tackle and played every offensive down in 28-17 loss to #18 Wisconsin . . . started at left tackle in 48-31 win at Minnesota as offense gained 420 yards total offense . . . started at left tackle and played every offensive down in 42-16 win at Indiana as offense gained 479 yards total offense . . . started at left tackle in 23-0 win over Maryland as offense gained 224 net rushing yards . . . started at left tackle and played every offensive down in 30-24 loss at #17 Penn State . . . started at left tackle and played every offensive down in 38-36 loss at Purdue . . . started at left tackle and played every offensive down in 14-10 loss to Northwestern . . . started at left tackle in 63-0 win at Illinois as offense gained 400 yards total



offense . . . started at left tackle and played every offensive down in 31-28 win over Nebraska as offense rushed for 226 yards and gained 419 yards total offense . . . started at left tackle and played every offensive down in 27-22 Outback Bowl win over #18 Mississippi State.

**2017 Honors** -- Academic All-Big Ten . . . first team freshman All-America by FWAA . . . Big Ten Conference All-Freshman team by BTN.com . . . **2017** -- Started at left tackle and played every offensive down in 24-3 win over Wyoming . . . started at left tackle and played every offensive down in 44-41 OT win at Iowa State as offense gained 497 yards total offense . . . started at left tackle in 31-14 win over North Texas as offense gained 435 yards total offense . . . started at left tackle and played every offensive down in 21-19 loss to #4 Penn State . . . started at left tackle and played every offensive down in 17-10 loss at Michigan State . . . started at left tackle in 45-16 win over Illinois as offense gained 441 yards total offense . . . started at left tackle and played every offensive down in 17-10 OT loss at Northwestern . . . started at left tackle and played every offensive down in 17-10 win over Minnesota . . . started at left tackle and played every offensive down in 55-24 win over #3 Ohio State as offense gained 487 yards total offense . . . started at left tackle and played every offensive down in 38-14 loss at #6 Wisconsin . . . started at left tackle and played every offensive down in 24-15 loss to Purdue . . . started at left tackle and played every offensive down in 56-14 win at Nebraska, as offense rushed for 313 yards and gained 505 yards total offense.

**2016** -- Redshirted.

**High School honors** -- Named first-team all-state and all-city and listed as Top 10 player in the state of Michigan . . . third-team all-state as a junior . . . **Career** -- Played offensive and defensive line . . . helped prep team advance to state playoffs as a junior . . . set school record for sacks in a season... team captain as a senior . . . also participated for prep basketball, soccer, baseball, and track teams.

**Personal** -- Born 7/14/98, in Windsor, Ontario, Canada . . . enterprise leadership major . . . mother is Dionne Jackson . . . one of two players from Detroit on Iowa roster . . . high school coach was Lou Beatty.



**5 - Jestin Jacobs**  
**Linebacker**  
**6-4, 235, Redshirt Freshman**  
**Englewood, Ohio (Northmont HS)**

**Hawk Item** -- Enrolled in 2019 spring semester and participated in spring practice.

**2019** -- Redshirted . . . did not see any game action.

**High school honors** -- Named Army All-American as a senior . . . named first-team All-West Division, All-GWOC, and All-Southwest District as a senior . . . honorable mention All-Ohio as a senior . . . first-team All-West Division, All-GWOC, and All-Southwest District as a junior . . . **Career** -- Three-year letterman as linebacker and running back . . . helped prep team reach state playoffs as a junior and senior, with two-year record of 18-5 . . . recorded 52 tackles and four sacks as a senior, while rushing 51 times for 365 yards and seven touchdowns . . . as a junior recorded 74 tackles, including four sacks, three forced fumbles, and one interception . . . 14 tackles as a sophomore . . . team captain as a junior and senior.

**Personal** -- Born 1/25/2001 . . . open major . . . parents are Kristen and Seth Jacobs . . . high school coach was Tony Broering.



**66 - Dalles Jacobus**  
**Defensive Line**  
**6-0, 294, Senior**  
**Palo, Iowa (Cedar Rapids, Kennedy HS)**

**2019** -- Saw action in all 13 games, primarily on special teams, and had no statistics.

**2018** -- Missed fall camp practice due to injury . . . did not see any game action.

**2017** -- Did not see any game action.

**2016** -- Redshirted after joining the team as a walk-on.

**High School honors** -- Earned first team all-state and all-district honors as a senior . . . named district Defensive Player of the Year as a senior . . . **Career** -- Two-year football letterman as offensive and defensive lineman . . . helped prep team reach state playoffs as a junior and senior, posting a 13-1 record his senior season . . . team captain as a senior . . . recorded 40 tackles as a senior, including 22 tackles for loss . . . on offense scored five touchdowns on 12 rushing attempts . . . also participated in track and field, wrestling and baseball as a prep . . . won state shot put title as a senior, hitting winning throw on final attempt.

**Personal** -- Born 9/23/98 . . . health and human physiology major . . . parents are Shelley and Eric Jacobus . . . attended same high school as TE Shaun Beyer . . . high school coach was Brian White.




**55 - Yahweh Jeudy**  
**(YAH-way JUDY)**  
**Linebacker**  
**6-0, 212, Redshirt Freshman**  
**Pompano Beach, Fla. (Cardinal Gibbons HS)**

**2019** -- Redshirted . . . did not see any game action.

**High school honors** -- Earned first-team all-state honors as a senior . . . named first-team all-county as a senior and Most Influential Player . . . **Career** -- Played both defensive end and linebacker . . . helped prep team post 33-6 record over three years, winning regional championships as a sophomore and state championship as a senior . . . led team and district as a senior with 122 tackles . . . 122 tackles as a senior, with four sacks, five tackles for loss, and one interception . . . 65 tackles as a junior, with two forced fumbles . . . team captain as a junior and senior . . . also lettered in wrestling and eight-man rugby . . . won state title in rugby as a senior . . . state runner-up as a junior, being named Forward of the Year and MVP.

**Personal** -- Born 9/26/2000 . . . psychology major . . . member of B-Honor Roll as a senior . . . recipient of \$1,000 Great Character Scholarship as a junior . . . mother is Magalie Joinvil . . . high school coach was Matt Dubuc.





**16 - - Charlie Jones**  
 Wide Receiver  
 6-0, 187, Junior  
 Deerfield, Illinois (Deerfield HS)  
 University of Buffalo

**Hawk Item** - - Joined program as a walk-on in 2019 after attending University of Buffalo and sat out 2019 season as a transfer.

**2018** - - Saw action as wide receiver and return specialist at Buffalo, helping team post 10-4 record while advancing to MAC championship game and Dollar General Bowl . . . recorded 18 receptions for 395 yards and three touchdowns, with a long of 53 yards . . . 15 kickoff returns for 289 yards, with a long of 43 yards.

**2017** - - Redshirted.

**High school honors** - - Earned all-conference honors as a junior and senior . . . named all-area team as kick return specialist . . . **Career** - - Earned team MVP honors as a senior . . . three-year starter . . . averaged 18.2 yards per pass reception and 6.2 yards per rushing attempt . . . averaged 25.3 yards on kick returns . . . scored 14 career touchdowns as a prep.

**Personal** - - Born 10/29/98 . . . communication studies major . . . parents are Carol and Matt Jones . . . high school coach was Steve Winiacki.

#### Career Statistics

| Receiving | No. | Yds. | Avg. | TD | Lng |
|-----------|-----|------|------|----|-----|
| Freshman  | 18  | 395  | 21.9 | 3  | 53  |

| KO Returns | No. | Yds. | Avg. | TD | Lng |
|------------|-----|------|------|----|-----|
| Freshman   | 15  | 289  | 19.3 | 0  | 43  |



**71 - - \*\*Mark Kallenberger**  
 Offensive Line  
 6-5, 290, Junior  
 Bettendorf, Iowa (Bettendorf HS)

**2019** - - Saw action in 12 games, with four starts at right guard and one start at left guard . . . saw action in 38-14 win over Miami as offense gained 213 net rushing yards and 465 yards total offense . . . saw action in 30-0 win over Rutgers as offense gained 438 yards total offense . . . saw action in 18-17 win at Iowa State . . . saw action in 48-3 win over Middle Tennessee as offense gained 644 yards total offense . . . did not see action in 10-3 loss at #18 Michigan . . . started at right guard in 17-12 loss to #9 Penn State . . . started at right guard in 26-20 win over Purdue . . . started at right guard in 20-0 win at Northwestern . . . started at left guard in 24-22 loss at #16 Wisconsin . . . saw action at left guard in 23-19 win over #7 Minnesota . . . saw action in 19-10 win over Illinois as offense gained 387 yards total offense . . . saw action at left guard in 27-24 win at Nebraska . . . started at left guard and played every offensive down in 49-24 Holiday Bowl win over #22 USC.

**2018 Honors** - - Academic All-Big Ten . . . **2018** - - saw action in four games (Northern Illinois, Northern Iowa, Maryland, Illinois).

**2017** - - Redshirted.

**High school honors** - - Earned first-team all-state honors as a junior and senior . . . nominated for Army All-American Bowl following senior season . . . first-team all-district and all-metro as a junior and senior . . . second-team all-district and honorable mention all-metro as a sophomore . . . **Career** - - Played offensive tackle while helping prep team post three-year mark of 31-5 over three seasons, reaching staff playoffs three straight years . . . team captain as a senior . . . also lettered in basketball.

**Personal** - - Born 4/01/99 . . . enterprise leadership major . . . earned academic all-district recognition . . . parents are Melissa and Jay Kallenberger . . . high school coach was Aaron Wiley.



**11 - - Connor Kapisak**  
 Quarterback  
 6-5, 209, Sophomore  
 South Windsor, Conn. (South Windsor HS)

**Hawk Item** - - Earned Dean's List recognition, spring, 2019.

**2019** - - Academic All-Big Ten . . . **2019** - - Did not see any game action.

**2018** - - Redshirted after joining the team as a walk-on.

**High School Honors** - - Earned All-Conference honors as a junior and senior . . . named South Windsor HS Student Athlete of the Year as a senior . . .

**Career** - - Three-year varsity starter at quarterback and three-year letterman . . . team captain as a senior . . . led team to Central Connecticut Conference championship and to the Class LL state semi-finals as a senior as team posted a 10-2 record . . . school records include career passing yards (4,115) and touchdown passes (47), passing yards in a season (1,658), most games played as a varsity quarterback (32) and most wins as a varsity quarterback (20) . . . three-year basketball letterman, and basketball team captain as a senior.

**Personal** - - Born 2/25/2000 . . . accounting major . . . earned academic All-Conference recognition in both football and basketball as a junior and senior . . . parents are Lynn and Stephen Kapisak . . . high school coach was David Hodge.




**93 - - Jake Karchinski**  
 (kar-CHIN-ski)  
 Defensive Line  
 6-4, 279, Redshirt Freshman  
 De Pere, Wis. (West HS)

**2019** - - Redshirted . . . did not see any game action.

**High school honors** - - Named Defensive Player of the Year and Defensive Lineman of the Year as a senior . . . first-team all-state as a senior . . . finalist for Tim Krumrie Award as a senior . . . unanimous first-team all-conference and all-region honors as a sophomore and junior . . . **Career** - - Competed as defensive end, linebacker, and, tight end as a prep . . . helped prep team post three-year record of 33-5 . . . prep team reached third round of state playoffs as a sophomore and junior . . . prep team posted 13-1 record and played in state championship game as a senior . . . recorded 55 tackles as a senior, including 18 tackles for loss, eight sacks, two forced fumbles, and one blocked punt . . . recorded 61 tackles as a junior, including 10 tackles for loss, three sacks, one interception, one forced fumble, and one blocked punt . . . as a sophomore recorded 66 tackles, with 18 tackles for loss, 10 sacks, two forced fumbles, and one blocked punt . . . team captain as a senior . . . also lettered in basketball and track, serving as basketball team captain . . . two-time first-team all-conference selection in basketball.

**Personal** - - Born 7/25/2000 . . . open major . . . parents are Christy and Eric Karchinski . . . high school coach was Jack Batten.



**21 - \*\*Ivory Kelly-Martin**  
**Running Back**  
**5-10, 204, Junior**  
**Plainfield, Illinois (Oswego East HS)**

**Hawk Item** - - Named to 2020 Leadership Group . . . played in just four games in 2019 and used 2019 as a redshirt season . . . one of 10 true freshmen to see action in 2017 . . . first true freshman to rush for two touchdowns in a game since 2010 . . . attended Nazareth Academy as freshman and sophomore before completing final two years of prep career at

Oswego East.

**2019** - - Saw action in four games, recording six rushing attempts for 23 yards and two receptions for 25 yards . . . saw action in 38-14 win over Miami, but had no statistics as offense gained 213 net rushing yards and 465 yards total offense . . . saw action in 30-0 win over Rutgers as offense gained 438 yards total offense . . . one reception for 25 yards vs. Rutgers, leading to an Iowa touchdown . . . saw action in 18-17 win at Iowa State . . . five rushing attempts for 20 yards at Iowa State, along with one pass reception . . . saw action in 48-3 win over Middle Tennessee, recording one rushing attempt for three yards as offense gained 644 yards total offense.

**2018** - - Played in nine games, with six starts at running back . . . rushed 97 times for 341 yards and two touchdowns, with nine receptions for 78 yards . . . started at running back in 33-7 win over Northern Illinois as offense gained 209 net rushing yards . . . rushed 16 times for 62 yards and one touchdown, with the score coming on a 2-yard run . . . started at running back in 28-17 loss to #18 Wisconsin . . . led rushing attack with 14 attempts for 72 yards vs. the Badgers, with a long of 19 yards, and also had one reception for seven yards . . . started at running back in 48-31 win at Minnesota as offense gained 420 yards total offense . . . rushed 20 times for 47 yards and had two receptions for 40 yards, with a career-long reception of 25 yards . . . started at running back in 23-0 win over Maryland as offense gained 224 net rushing yards . . . reached career-bests with 24 rushing attempts for 98 yards vs. Maryland, with a long of 10 yards, along with one reception . . . started at running back in 30-24 loss at #17 Penn State . . . five rushing attempts for 14 yards at Penn State . . . started at running back in 38-36 loss at Purdue . . . 10 rushing attempts for 39 yards at Purdue, with a two-yard touchdown run . . . also had two receptions for 21 yards . . . saw action in 14-10 loss to Northwestern . . . three rushing attempts for nine yards vs. Northwestern, along with career-best three receptions for 12 yards . . . saw action in 27-22 Outback Bowl win over #18 Mississippi State, with five rushing attempts for zero yards.

**2017** - - Saw action in all 13 games . . . rushed 20 times for 184 yards and three touchdowns, with four receptions for 25 yards and one score . . . saw action in 44-41 OT win at Iowa State as offense gained 497 yards total offense . . . recorded two KO returns for 39 yards at Iowa State, with a long of 24 yards . . . also recorded one solo tackle on special teams . . . saw action in 31-14 win over North Texas as offense gained 435 yards total offense . . . rushed 11 times for 74 yards and two touchdowns vs. North Texas, with scoring runs of two and six yards . . . also had two KO returns for 44 yards, with a long of 23 yards . . . saw action in 21-19 loss to #4 Penn State . . . recorded two pass receptions for 12 yards vs. Penn State, along with three KO returns for 67 yards . . . saw action in 17-10 loss at Michigan State . . . one reception for 10 yards at MSU, along with one rushing attempt for minus two yards . . . two KO returns for 56 yards at MSU, with a long of 35 yards . . . saw action in 45-16 win over Illinois . . . two rushing attempts for 22 yards vs. Illinois, along with one reception for a three-yard touchdown . . . saw action in 17-10 OT loss at Northwestern, recording one KO return for 28 yards . . . saw action in 17-10 win over Minnesota, returning three kickoffs for 62 yards, with a long of 23 yards . . . also had one assisted tackle on special teams . . . saw action in 55-24 win over #3 Ohio State as offense gained 487 yards total offense . . . two kickoff returns for 38 yards vs. Ohio State, with a long of 20 yards . . . saw action in 38-14 loss at #6 Wisconsin, recording three KO returns for 53 yards and one solo tackle on special teams . . . saw action in 24-15 loss to Purdue, recording one KO return for 17 yards . . . saw action in 56-14 win at Nebraska as offense rushed for 313 yards and gained 505 yards total offense . . . rushed six times for a career-best 90 yards at Nebraska, with a long of 57 yards . . . scored on a five yard run.

**High school honors** - - Earned first-team all-conference and all-state (247sports.com) honors as a senior, being named conference offensive MVP . . . named *Chicago Tribune* West Athlete of the Month in December . . . earned *Pioneer Press* All-America recognition and first-team all-conference honors as a junior . . . second-team all-state by the *Chicago Tribune* as a junior . . .

**Career** - - Four-year football letterman as running back and defensive back . . . helped prep football teams post four-year record of 43-7, winning state titles as a sophomore (Nazareth Academy) and junior (Oswego East) . . . as a senior had 159 rushing attempts for 1,360 yards and 22 touchdowns, with 19 pass receptions for 287 yards and four touchdowns . . . rushed for 2,036 yards and 36 touchdowns as a junior on 190 rushing attempts, while also scoring two touchdowns on special team returns . . . had 90 rushing attempts for 698 yards and 10 touchdowns as a freshman . . . set school record at Nazareth Academy with six rushing touchdowns in a game . . . at East, set record for longest rushing touchdown (96 yards) in state championship game . . . team captain as a senior . . . also lettered in track (1) as sprinter and hurdler, wrestling (1), and volleyball (1).

**Personal** - - Born 10/7/98 . . . sport and recreation management major . . . earned academic All-America recognition . . . parents are Idaly and Jamar Kelly . . . high school coach at Nazareth Academy was Tim Racki; coach at Oswego East was Tyson LeBlanc.

#### Career Rushing Bests

Attempts: \_\_\_\_\_ 24 vs. Maryland, 10/20/18  
Yards: \_\_\_\_\_ 98 vs. Maryland, 10/20/18  
Touchdowns: \_\_\_\_\_ 2 vs. North Texas, 9/16/17  
Long: \_\_\_\_\_ 57 at Nebraska, 11/24/17

#### Career Receiving Bests

Receptions: \_\_\_\_\_ 3 vs. Northwestern, 11/10/18  
Yards: \_\_\_\_\_ 40 at Minnesota, 10/6/18  
Touchdowns: \_\_\_\_\_ 1 vs. Illinois, 10/7/17  
Long: \_\_\_\_\_ 25, twice, last vs. Rutgers, 9/7/19

#### Career KO Return Bests

Returns: \_\_\_\_\_ 3, three times, last at Wisconsin, 11/11/17  
Yards: \_\_\_\_\_ 67 vs. Penn State, 9/23/17  
Long: \_\_\_\_\_ 35 at Michigan State, 9/30/17

#### 2017 Game-By-Game Stats

| Rushing       | No.       | Yds.       | TD       | Lng       | Receiving     | No.      | Yds.      | TD       | Lng       |
|---------------|-----------|------------|----------|-----------|---------------|----------|-----------|----------|-----------|
| Wyoming       | 0         | 0          | 0        | ---       | Wyoming       | 0        | 0         | 0        | ---       |
| at IA State   | 0         | 0          | 0        | ---       | at IA State   | 0        | 0         | 0        | ---       |
| N. Texas      | 11        | 74         | 2        | 23        | N. Texas      | 0        | 0         | 0        | ---       |
| PSU           | 0         | 0          | 0        | ---       | PSU           | 2        | 12        | 0        | 6         |
| at MSU        | 1         | -2         | 0        | ---       | at MSU        | 1        | 10        | 0        | 10        |
| Illinois      | 2         | 22         | 0        | 11        | Illinois      | 1        | 3         | 1        | 3         |
| at N'western  | 0         | 0          | 0        | ---       | at N'western  | 0        | 0         | 0        | ---       |
| Minnesota     | 0         | 0          | 0        | ---       | Minnesota     | 0        | 0         | 0        | ---       |
| Ohio State    | 0         | 0          | 0        | ---       | Ohio State    | 0        | 0         | 0        | ---       |
| at Wisconsin  | 0         | 0          | 0        | ---       | at Wisconsin  | 0        | 0         | 0        | ---       |
| Purdue        | 0         | 0          | 0        | ---       | Purdue        | 0        | 0         | 0        | ---       |
| at Nebraska   | 6         | 90         | 1        | 57        | at Nebraska   | 0        | 0         | 0        | ---       |
| Boston C. (n) | 0         | 0          | 0        | ---       | Boston C. (n) | 0        | 0         | 0        | ---       |
| <b>Totals</b> | <b>20</b> | <b>184</b> | <b>3</b> | <b>57</b> | <b>Totals</b> | <b>4</b> | <b>25</b> | <b>1</b> | <b>10</b> |

#### KO Returns No. Yds. TD Lng

|               |           |            |          |           |
|---------------|-----------|------------|----------|-----------|
| Wyoming       | 0         | 0          | 0        | ---       |
| at IA State   | 2         | 39         | 0        | 24        |
| N. Texas      | 2         | 44         | 0        | 23        |
| PSU           | 3         | 67         | 0        | 30        |
| at MSU        | 2         | 56         | 0        | 35        |
| Illinois      | 0         | 0          | 0        | ---       |
| at N'western  | 1         | 28         | 0        | 28        |
| Minnesota     | 3         | 62         | 0        | 23        |
| Ohio State    | 2         | 38         | 0        | 20        |
| at Wisconsin  | 3         | 53         | 0        | 21        |
| Purdue        | 1         | 17         | 0        | 17        |
| at Nebraska   | 0         | 0          | 0        | ---       |
| Boston C. (n) | 0         | 0          | 0        | ---       |
| <b>Totals</b> | <b>19</b> | <b>404</b> | <b>0</b> | <b>35</b> |

**2018 Game-By-Game Stats**

| Rushing         | No.       | Yds.       | TD       | Lng       |
|-----------------|-----------|------------|----------|-----------|
| N. Ill.         | 16        | 62         | 1        | 10        |
| IA State        | INJ       |            |          |           |
| N. Iowa         | INJ       |            |          |           |
| Wisconsin       | 14        | 72         | 0        | 19        |
| at Minn.        | 20        | 47         | 0        | 15        |
| at Ind.         | INJ       |            |          |           |
| Maryland        | 24        | 98         | 0        | 10        |
| at PSU          | 5         | 14         | 0        | 5         |
| at Purdue       | 10        | 39         | 1        | 11        |
| N'western       | 3         | 9          | 0        | 3         |
| at Illinois     | INJ       |            |          |           |
| Nebraska        | 0         | 0          | 0        | ---       |
| Miss. State (n) | 5         | 0          | 0        | 2         |
| <b>Totals</b>   | <b>92</b> | <b>341</b> | <b>2</b> | <b>19</b> |

| Receiving       | No.      | Yds.      | TD       | Lng       |
|-----------------|----------|-----------|----------|-----------|
| N. Ill.         | 0        | 0         | 0        | ---       |
| IA State        | INJ      |           |          |           |
| N. Iowa         | INJ      |           |          |           |
| Wisconsin       | 1        | 7         | 0        | 7         |
| at Minn.        | 2        | 40        | 0        | 25        |
| at Ind.         | INJ      |           |          |           |
| Maryland        | 0        | 0         | 0        | ---       |
| at PSU          | 0        | 0         | 0        | ---       |
| at Purdue       | 2        | 21        | 0        | 17        |
| N'western       | 3        | 12        | 0        | 8         |
| at Illinois     | INJ      |           |          |           |
| Nebraska        | 0        | 0         | 0        | ---       |
| Miss. State (n) | 0        | 0         | 0        | ---       |
| <b>Totals</b>   | <b>9</b> | <b>78</b> | <b>0</b> | <b>25</b> |

**2019 Game-By-Game Stats**

| Rushing       | No.      | Yds.      | TD       | Lng.     |
|---------------|----------|-----------|----------|----------|
| Miami         | 0        | 0         | 0        | ---      |
| Rutgers       | 0        | 0         | 0        | ---      |
| at IA State   | 5        | 20        | 0        | 9        |
| MTSU          | 1        | 3         | 0        | 3        |
| at Mich       | DNP      |           |          |          |
| Penn State    | DNP      |           |          |          |
| Purdue        | DNP      |           |          |          |
| at N'western  | DNP      |           |          |          |
| at Wisconsin  | DNP      |           |          |          |
| Minnesota     | DNP      |           |          |          |
| Illinois      | DNP      |           |          |          |
| at Nebraska   | DNP      |           |          |          |
| USC (n)       | DNP      |           |          |          |
| <b>Totals</b> | <b>6</b> | <b>23</b> | <b>0</b> | <b>9</b> |

| Receiving     | No.      | Yds.      | TD       | Lng       |
|---------------|----------|-----------|----------|-----------|
| Miami         | 0        | 0         | 0        | ---       |
| Rutgers       | 1        | 25        | 0        | 25        |
| at IA State   | 1        | 0         | 0        | ---       |
| MTSU          | 0        | 0         | 0        | ---       |
| at Mich       | DNP      |           |          |           |
| Penn State    | DNP      |           |          |           |
| Purdue        | DNP      |           |          |           |
| at N'western  | DNP      |           |          |           |
| at Wisconsin  | DNP      |           |          |           |
| Minnesota     | DNP      |           |          |           |
| Illinois      | DNP      |           |          |           |
| at Nebraska   | DNP      |           |          |           |
| USC (n)       | DNP      |           |          |           |
| <b>Totals</b> | <b>2</b> | <b>25</b> | <b>0</b> | <b>25</b> |

**Career Statistics**

| Rushing       | No.        | Yds.       | Avg.       | TD       | Lng       |
|---------------|------------|------------|------------|----------|-----------|
| Freshman      | 20         | 184        | 9.2        | 3        | 57        |
| Sophomore     | 97         | 341        | 3.5        | 2        | 19        |
| Junior        | 6          | 23         | 3.8        | 0        | 9         |
| <b>Career</b> | <b>123</b> | <b>548</b> | <b>4.5</b> | <b>5</b> | <b>57</b> |

| Receiving     | No.       | Yds.       | Avg.       | TD       | Lng       |
|---------------|-----------|------------|------------|----------|-----------|
| Freshman      | 4         | 25         | 6.2        | 1        | 10        |
| Sophomore     | 9         | 78         | 8.7        | 0        | 25        |
| Junior        | 2         | 25         | 25.0       | 0        | 25        |
| <b>Career</b> | <b>15</b> | <b>128</b> | <b>8.5</b> | <b>1</b> | <b>25</b> |

| KO Returns    | No.       | Yds.       | Avg.        | TD       | Lng       |
|---------------|-----------|------------|-------------|----------|-----------|
| Freshman      | 19        | 404        | 21.2        | 0        | 35        |
| Sophomore     | 0         | 0          | ---         | 0        | ---       |
| Junior        | 0         | 0          | ---         | 0        | ---       |
| <b>Career</b> | <b>19</b> | <b>404</b> | <b>21.2</b> | <b>0</b> | <b>35</b> |


**46 - - Logan Klemp**

**Linebacker**  
**6-2, 232, Sophomore**  
**Jewell, Iowa (South Hamilton HS)**


**Hawk Item** -- Earned Dean's List recognition, spring, 2019.

**2019** -- Academic All-Big Ten ... **2019** -- Did not see any game action.

**2018** -- Redshirted ... did not see any game action.

**High school honors** -- Named prep team Most Valuable Player for three straight years ... named the Class 1A Player of the Year as a senior by the Iowa Football Coaches Association (IFCA) ... named Ames Tribune Player of the Year as a senior ... earned first-team all-state honors, district MVP honors on defense, and first-team all-district honors as a senior ... second-team all-state linebacker and first-team all-district running back as a junior, while being named to Ames Tribune All-Area team ... second-team all-district running back as a sophomore ... second-team all-district linebacker as a freshman, while being named to Ames Tribune All-Area team ... **Career** -- Played linebacker, running back and receiver while earning four letters ... helped team reach state playoffs as a senior with 8-2 overall record ... holds school records for rushing yards in a game (294) and career scoring ... recorded 82.5 tackles as a senior, including 12 tackles for loss and six sacks, to go with two interceptions ... rushed 188 times for 1,260 yards and 13 touchdowns as a senior, with 11 receptions for 131 yards and one touchdown ... completed only pass attempt as a senior for 34-yard touchdown ... recorded 52 tackles as a junior, with 9.5 tackles for loss, five sacks and two recovered fumbles ... rushed for 889 yards and 10 touchdowns as a junior, with 218 receiving yards and two touchdowns ... collected 60 tackles as a sophomore, including 6.5 tackles for loss and 2.5 sacks, with one interception ... rushed for 712 yards and four touchdowns ... as a freshman recorded 10.5 tackles, including four tackles for loss, 1.5 sacks, and six interceptions, with one touchdown ... collected 11 receptions for 176 yards and two touchdowns as a freshman ... four-year letterman in basketball and track ... placed seventh in state in the shot put as a junior ... team captain for final three prep seasons.

**Personal** -- Born 8/4/99 ... elementary education major ... two-time Academic All-District ... Academic All-State as a senior ... Rotary Leadership Club as a senior ... named to prep Honor Roll four straight years ... parents are Amy and Corey Klemp ... high school coach was his father, Corey Klemp.


**28 - - \*\*Jack Koerner (KERN-ir)**

**Defensive Back**  
**6-0, 205, Junior**  
**Des Moines, Iowa (Dowling HS)**

**Hawk Item** -- Named to 2020 Leadership Group ... earned scholarship beginning with spring semester, 2020.

**2020 Honors** -- Preseason third-team All-Big Ten by Athlon Sports.

**2019 Honors** -- Academic All-Big Ten for second year ... Next Man In Award, defense ... **2019** -- Saw action in all 13 games, with 11 starts at free safety ... recorded 81 tackles, including 49 solo stops and 32 assists ... collected one interception, five pass break-ups, two recovered fumbles and one caused fumble ... saw action in 38-14 win over Miami, but had no statistics as defense allowed just 59 net rushing yards ... started at free safety in 30-0 win over Rutgers for first career start as defense allowed just 125 yards total offense ... recorded career-best four tackles vs. Rutgers, including two solo stops and two assists ... started at free safety in 18-17 win at Iowa State ... career-best eight tackles at Iowa State, including five solo stops and three assists ... first career recovered fumble led to Iowa field goal, and also added two pass break-ups, including break-up on ISU's final offensive play ... started at free safety in 48-3 win over Middle Tennessee, recording two solo tackles and one assist as defense allowed just 216 yards total offense ... started at free safety in 10-3 loss at #18 Michigan ... five tackles at Michigan, including four solo stops and one assist, along with one forced fumble and a pass break-up ... started at free safety in 17-12 loss to #9 Penn State ... career-high 13 tackles vs. PSU, including



four solo tackles and nine assists . . . started at free safety in 26-20 win over Purdue as defense allowed just 33 net rushing yards . . . five tackles vs. Purdue, including three solo stops and two assists, along with on pass break-up . . . started at free safety in 20-0 win at Northwestern at defense allowed just 64 net rushing yards and 202 yards total offense . . . five tackles at Northwestern, including three solo stops and two assists . . . started at free safety in 24-22 loss at Wisconsin . . . seven tackles at Wisconsin, including five solo stops and two assists . . . started at free safety in 23-19 win over #7 Minnesota as defense allowed just 63 net rushing yards . . . recorded five solo tackles vs. Minnesota, along with one pass break-up . . . started at free safety in 19-10 win over Illinois . . . seven tackles vs. Illinois, including career-best five solo stops and two assists . . . fumble recovery in fourth quarter led to Iowa field goal . . . started at free safety in 27-24 win at Nebraska . . . 11 tackles at Nebraska, including five solo stops and six assists . . . first career interception and 20-yard return stopped Nebraska scoring threat at end of first half . . . started at free safety in 49-24 Holiday Bowl win over #22 USC as defense allowed just 22 net rushing yards . . . eight tackles vs. USC, including career-best six solo stops and two assists, along with first career tackle for loss.

**2018 Honors** - - Academic All-Big Ten . . . **2018** - - Saw action in 12 games, recording two tackles while playing primarily on special teams . . . recorded one assisted tackle for first career stop in 23-0 win over Maryland as defense allowed just 39 offensive plays and 115 yards total offense . . . recorded one solo tackle in 63-0 win at Illinois as defense allowed just 216 yards total offense.

**2017 Honors** - - Team Leader Award, special teams . . . **2017** - - Redshirted after joining the team as a walk-on.

**High school honors** - - Earned first-team all-state honors as a senior . . . first-team all-conference as a junior and senior . . . **Career** - - Two-year football letterman as defensive back and wide receiver . . . helped prep team win state titles as a junior and senior, with combined three-year record of 40-2 . . . team captain as a senior . . . also lettered in baseball.

**Personal** - - Born 8/24/98 . . . sport and recreation management major . . . parents are Gail and Gary Koerner . . . one of two players from Des Moines on Iowa roster . . . attended same high school as DL John Waggoner and RB Gavin Williams . . . high school coach was Tom Wilson.

#### Career Bests

Tackles: \_\_\_\_\_ 13 vs. Penn State, 10/12/19  
 Solos: \_\_\_\_\_ 6 vs. USC, 12/27/19  
 Assists: \_\_\_\_\_ 9 vs. Penn State, 10/12/19  
 Interception: \_\_\_\_\_ 1 at Nebraska, 11/29/19  
 Tackle for Loss: \_\_\_\_\_ 1 vs. USC, 12/27/19  
 Caused Fumble: \_\_\_\_\_ 1 at Michigan, 10/5/19  
 Recovered Fumble: \_\_\_\_\_ 1, twice, last vs. Illinois, 11/23/17  
 Pass Break-Ups: \_\_\_\_\_ 2 at Iowa State, 9/14/19

#### Game-by-Game Defensive Stats

| 2018            | Solo-Ast.  | 2019          | Solo-Ast.    |
|-----------------|------------|---------------|--------------|
| N. Ill.         | 0-0        | Miami         | 0-0          |
| IA State        | 0-0        | Rutgers       | 2-2          |
| N. Iowa         | 0-0        | at IA State   | 5-3          |
| Wisconsin       | DNP        | MTSU          | 2-1          |
| at Minn.        | 0-0        | at Mich       | 4-1          |
| at Ind.         | 0-0        | Penn State    | 4-9          |
| Maryland        | 0-1        | Purdue        | 3-2          |
| at PSU          | 0-0        | at N'western  | 3-2          |
| at Purdue       | 0-0        | at Wisconsin  | 5-2          |
| N'western       | 0-0        | Minnesota     | 5-0          |
| at Illinois     | 1-0        | Illinois      | 5-2          |
| Nebraska        | 0-0        | at Nebraska   | 5-6          |
| Miss. State (n) | 0-0        | USC (n)       | 6-2          |
| <b>Totals</b>   | <b>1-1</b> | <b>Totals</b> | <b>49-32</b> |

#### Career Statistics

| Defense       | Solo      | Ast.      | Total     | T/Loss     | Sacks      | Int-Yds.    | PBU      | FF       | RF       |
|---------------|-----------|-----------|-----------|------------|------------|-------------|----------|----------|----------|
| Freshman      | 1         | 1         | 2         | 0/0        | 0/0        | 0-0         | 0        | 0        | 0        |
| Sophomore     | 49        | 32        | 81        | 1/2        | 0/0        | 1-20        | 5        | 1        | 2        |
| <b>Career</b> | <b>50</b> | <b>33</b> | <b>83</b> | <b>1/2</b> | <b>0/0</b> | <b>1-20</b> | <b>5</b> | <b>1</b> | <b>2</b> |



**46 - - Tommy Kujawa (KOO-yah-vuh)**  
**Tight End**  
**6-3, 237, Junior**  
**Greendale, Wisconsin (Greendale HS)**

**2019** - - Did not see any game action.

**2018** - - Did not see any game action.

**2017** - - Redshirted after joining the program as a walk-on.

**High school career** - - Played running back, tight end and wide receiver as a senior . . . rushed for 658 yards and had 270 receiving yards, despite missing four games due to injury.

**Personal** - - Born 6/24/98 . . . enterprise leadership major . . . parents are Marybeth and Tommy Kujawa, Sr. . . high school coach was Rob Stoltz.



**84 - - \*Sam LaPorta ^**  
**Tight End**  
**6-4, 249, Sophomore**  
**Highland, Ill. (Highland HS)**

**Hawk Item** - - One of eight true freshmen to see action in 2019 . . . earned Dean's List recognition spring, 2020.

**2020 Honors** - - Named to John Mackey Award preseason Watch List . . . Preseason fourth-team All-Big Ten by Athlon Sports.

**2019** - - Saw action 12 games with two starts, missing one game due to injury . . . collected 15 receptions for 188 yards . . . saw action in 38-14 win over Miami, but had no statistics as offense gained 213 net rushing yards and 465 yards total offense . . . saw action in 30-0 win over Rutgers, but had no statistics as offense gained 438 yards total offense . . . saw action in 18-17 win at Iowa State, but had no statistics . . . saw action in 48-3 win over Middle Tennessee, but had no statistics as offense gained 644 yards total offense . . . saw action in 17-12 loss to #9 Penn State, but had no statistics . . . saw action in 26-20 win over Purdue, but had no statistics . . . saw action in 20-0 win at Northwestern . . . first receptions of his career with two receptions for 43 yards at Northwestern, including a long of 41 yards . . . one of three tight ends in the starting line-up in 24-22 loss at #16 Wisconsin . . . one reception for 16 yards at Wisconsin . . . saw action in 23-19 win over #7 Minnesota . . . one reception for 12 yards vs. Minnesota for a key first down . . . saw action in 19-10 win over Illinois as offense gained 387 yards total offense . . . two receptions for 36 yards vs. Illinois, with a long of 22 yards . . . saw action in 27-24 win at Nebraska . . . career-high three receptions for 37 yards at Nebraska . . . 22-yard reception in final seconds led to game-winning field goal with one second remaining . . . one of three tight ends in the starting line-up in 49-24 Holiday Bowl win over #22 USC . . . career-best six receptions for 44 yards vs. USC, with a long of 14 yards.

**High school honors** - - Earned first-team all-state honors on offense as a junior and senior . . . all-area defensive back as a junior and senior . . . first-team all-conference on defense as a sophomore and also all-area on offense . . . honorable mention all-conference as a receiver as a freshman . . . **Career** - - Four-year football letterman as wide receiver and defensive back . . . helped prep team post four-year record of 40-6, including just two losses in final two seasons combined . . . prep team reached state semifinals as a junior . . . ranks second in Illinois high school history in receiving touchdowns (50) and third in receiving yards (3,793) . . . recorded 68 receptions for 1,457 yards and 19 touchdowns as a senior, along with 53 tackles and seven interceptions on defense . . . as a junior recorded 67 receptions for 1,387 yards and 20 touchdowns, while also collecting seven interceptions . . . three-year team captain . . . also earned four letters in basketball and two in track.

**Personal** - - Born 1/12/2001 . . . business major . . . member of National Honor Society . . . earned Academic All-State recognition three years . . . parents are Staci and Joseph LaPorta . . . high school coach was Jimmy Warnecke.

**Career Receiving Bests**


Receptions: \_\_\_\_\_ 6 vs. USC, 12/27/19  
 Yards: \_\_\_\_\_ 44 vs. USC, 12/27/19  
 Long: \_\_\_\_\_ 41 at Northwestern, 10/26/19

**Game-By-Game Receiving Stats**

| 2019          | No.       | Yds.       | TD       | Lng       |
|---------------|-----------|------------|----------|-----------|
| Miami         | 0         | 0          | 0        | ---       |
| Rutgers       | 0         | 0          | 0        | ---       |
| at IA State   | 0         | 0          | 0        | ---       |
| MTSU          | 0         | 0          | 0        | ---       |
| at Mich       | DNP       |            |          |           |
| Penn State    | 0         | 0          | 0        | ---       |
| Purdue        | 0         | 0          | 0        | ---       |
| at N'western  | 2         | 43         | 0        | 41        |
| at Wisconsin  | 1         | 16         | 0        | 16        |
| Minnesota     | 1         | 12         | 0        | 12        |
| Illinois      | 2         | 36         | 0        | 22        |
| at Nebraska   | 3         | 37         | 0        | 22        |
| USC (n)       | 6         | 44         | 0        | 14        |
| <b>Totals</b> | <b>15</b> | <b>188</b> | <b>0</b> | <b>41</b> |

**Career Statistics**

| Receiving | No. | Yds. | Avg. | TD | Lng |
|-----------|-----|------|------|----|-----|
| Freshman  | 15  | 188  | 12.5 | 0  | 41  |


**85 - - Logan Lee**
**Defensive Line**

**6-5, 267, Redshirt Freshman**  
**Orion, Ill. (Orion HS)**


**Hawk Item** - - Named to 2020 Leadership Group.

**2019** - - Redshirted ... did not seen any game action.

**High school honors** - - Earned unanimous all-conference honors on both offense and defense for three straight seasons ... first-team all-state on both

offense and defense as a junior ... named to Quad City Times All-Western Illinois first team defense as a junior and senior ... captain of All-Western Illinois team as a junior ... **Career** - - Four-year football letterman as tight end and defensive end ... holds school record for career sacks (35) ... prep team reached state quarterfinals as junior and senior, and first round of playoffs as a sophomore ... helped prep team post 20-4 record over final two seasons and 36-10 mark over four years ... recorded 26 receptions for 432 yards and 10 touchdowns as a senior, with 46 tackles, 14.5 tackles for loss, and 14 sacks on defense ... as a junior recorded 28 receptions for 505 yards and eight touchdowns, with 74 tackles, 28 tackles for loss, and 13 sacks on defense ... sophomore totals included 11 receptions for 120 yards and three touchdowns, with 28 tackles, 10 tackles for loss and eight sacks on defense ... collected 12 tackles, including three tackles for loss, as a freshman ... team captain as a senior ... also lettered in track and wrestling ... earned wrestling state title at 220-pounds as a sophomore ... earned wrestling state title at 285-pounds as a senior, becoming just third two-time state champion in school history.

**Personal** - - Born 6/12/2000 ... health and human physiology major ... earned high Honor Roll status as a prep ... parents are Susan and Mitch Lee ... high school coach was Chip Filler.


**65 - - \*Tyler Linderbaum**
**Offensive Line**

**6-3, 289, Sophomore**

**Solon, Iowa (Solon HS)**

**Hawk Item** - - Named to 2020 Leadership Group ... redshirted in 2018 after seeing action in just two games ... one of 12 true freshmen to see action in 2018 ... moved from defensive line to offensive line following 2018 regular season ... earned Dean's List recognition spring, 2020.

**2020 Honors** - - Preseason third-team All-America by Phil Steele and Athlon Sports ... preseason fourth-team All-America by Pick Six Previews ... Preseason first-team All-Big Ten by Athlon Sports ... preseason second-team All-Big Ten by Phil Steele and Pick Six Previews.

**2019 Honors** - - Honorable mention All-Big Ten by league coaches and media ... **2019** - - Started at center in all 13 games ... started at center in 38-14 win over Miami as offense gained 213 net rushing yards and 465 yards total offense ... started at center in 30-0 win over Rutgers as offense gained 438 yards total offense ... started at center and played every offensive down in 18-17 win at Iowa State ... started at center in 48-3 win over Middle Tennessee as offense gained 644 yards total offense ... started at center and played every offensive down in 10-3 loss at #18 Michigan ... started at center and played every offensive down in 17-12 loss to #9 Penn State ... started at center and played every offensive down in 26-20 win over Purdue ... started at center and played every offensive down in 20-0 win at Northwestern ... started at center and played every offensive down in 24-22 loss at #16 Wisconsin ... started at center and played every offensive down in 23-19 win over #7 Minnesota ... started at center and played every offensive down in 19-10 win over Illinois as offense gained 387 yards total offense ... started at center and played every offensive down in 27-24 win at Nebraska ... started at center and played every offensive down in 49-24 Holiday Bowl win over #22 USC.

**2018** - - Redshirted ... saw action vs. Northern Illinois and Illinois, but had no statistics.

**High school honors** - - Named U.S. Army All-American as a senior ... named Iowa High School Male Athlete of the Year as a senior by *Des Moines Register* ... named to All-Iowa Elite football team as a senior ... district defensive MVP as a junior and senior ... earned first-team all-state and all-district honors as offensive lineman as a junior and senior ... first-team all-district as a sophomore ... **Career** - - three-year letterman as offensive and defensive lineman ... team won district title as a junior and senior, while posting three-year record of 26-8 ... recorded 37 tackles as a senior, with three tackles for loss and two sacks ... recorded 44 tackles as a junior, with 28 solos, and seven tackles for loss, three sacks, and a fumble recovery ... as a sophomore recorded 27.5 tackles, with six tackles for loss and four sacks ... team captain as a senior ... also earned four letters in baseball and three in wrestling and track ... posted 53-10 wrestling mark as a junior, placing fifth in state tournament at heavyweight ... placed third in state wrestling tournament as a senior ... qualified for Drake Relays in the shot put with a personal best of 54 feet as a junior ... placed second in shot put and third in discus at state track meet as a senior ... also played baseball, ranking among team leaders in runs and hits as a junior and senior.

**Personal** - - Born 4/7/2000 ... enterprise leadership major ... parents are Lisa and Todd Linderbaum ... high school coach was Kevin Miller.

**82 - Calvin Lockett**

**Wide Receiver**  
**6-2, 183, Sophomore**  
**Largo, Fla. (Largo HS)**

**2019** -- Did not see any game action.

**2018** -- Redshirted ... did not see any game action.

**High school honors** -- Earned all-state honors as a senior ... **Career** -- Played both wide receiver and defensive back, helping lead team to 8-3 record as a senior ... recorded 13 receptions for 425 yards as a senior ... 369 yards on 11 receptions as a junior ... collected eight receptions for 256 yards as a sophomore ... team captain as a senior.

**Personal** -- Born 5/10/2000 ... enterprise leadership major ... grandmother is Patricia Green ... high school coach was former Iowa defensive back Marcus Paschal.

**43 - Matt Lorbeck**

**Defensive Line**  
**6-4, 255, Senior**  
**Green Bay, Wisconsin (Bay Port HS)**  
**Northern Illinois**

**Hawk Item** -- Joined Iowa program in fall, 2020 as a graduate transfer from Northern Illinois ... also had redshirt season available.

**2019** -- Played in 12 games, recording 15 solo stops and 19 assists, with 5.5 tackles for loss and two sacks ... caused three fumbles, with one pass break-up and one QB pressure ... one solo stop and two assists vs. Illinois State ... four tackles at Utah, including two solo stops and one tackle for loss ... one solo tackle and one assist at Nebraska, with one QB pressure ... one assist at Vanderbilt ... season-best six stops vs. Ball State, including three solo tackles, a shared tackle for loss and a forced fumble ... two solo stops and two assists at Ohio, including shared tackle for loss ... five tackles at Miami, including four assists and a shared tackle for loss ... one solo tackle and one assist to go with a pass break-up vs. Akron, including solo QB sack ... one assisted tackle at Central Michigan and at Toledo ... two solo stops and one solo tackle vs. Eastern Michigan ... two solo stops and two forced fumbles vs. Western Michigan, including two tackles for loss and one QB sack.

**2018** -- Started three games, including Iowa, Utah, and the MAC Championship win over Buffalo ... all but four of his 21 tackles were solo stops ... contributed 6.5 tackles for loss and 4.5 sacks in 14 games to rank sixth on the team in tackles for loss and fourth in sacks ... registered three tackles for loss, with a pair of sacks and a forced fumble, in totaling four solo stops vs. Utah ... two tackles, with a shared sack against Central Michigan ... recovered a fumble at Florida State ... one sack and three tackles at BYU ... two tackles, including one for loss, at Akron ... recorded a sack and three solo tackles at Western Michigan.

**2017** -- One of four true freshmen, and one of two on defense, to letter in 2017 ... saw action in 12 games, totaling seven tackles, with three solo stops ... broke up a pass vs. Eastern Illinois, and tallied one quarterback hurry on the year ... recorded five of his seven stops, two solo, in extensive action vs. Duke in the Quick Lane Bowl ... recorded an assisted tackle at Nebraska for his first career stop ... credited with a solo stop against Ball State.

**High school honors** -- First-team all-conference, all-area and all-state selection as a senior ... second-team all-conference as a junior ... **Career** -- Recorded 187 tackles, two forced fumbles and two blocked kicks in final two seasons ... holds school records in both the squat (521 pounds) and power clean (315) ... helped lead team post a 9-0 conference record and 2016 Fox River Classic Conference championship.

**Personal** -- Born 4/25/99 in Green Bay, Wisconsin ... open major ... parents are Colleen and Jim Lorbeck ... open major ... high school coach was Gary Westerman.

**Career Bests**

Tackles: 6 vs. Ball State, 10/5/19  
 Tackles for Loss: 3 vs. Utah, 9/8/18  
 Sacks: 2 vs. Utah, 9/8/18  
 Forced Fumbles: 2 vs. Western Michigan, 11/26/19  
 Pass Break-Ups: 1, twice, last vs. Akron, 10/26/19

**Career Statistics**

|               | Tackles   | Solo      | Asst.     | Total        | T/Loss        | Sacks    | PBU      | QBH      | FF       | RF       | Blk      |
|---------------|-----------|-----------|-----------|--------------|---------------|----------|----------|----------|----------|----------|----------|
| Freshman      | 3         | 4         | 7         | 0-0          | 0-0           | 1        | 1        | 0        | 0        | 0        | 0        |
| Sophomore     | 17        | 4         | 21        | 6.5-32       | 4.5-25        | 0        | 3        | 1        | 1        | 0        | 0        |
| Junior        | 15        | 19        | 34        | 5.5-23       | 2-13          | 1        | 1        | 3        | 0        | 0        | 0        |
| <b>Career</b> | <b>35</b> | <b>27</b> | <b>62</b> | <b>12-55</b> | <b>6.5-38</b> | <b>2</b> | <b>5</b> | <b>4</b> | <b>1</b> | <b>0</b> | <b>0</b> |

**20 - Keontae Luckett**

**Running Back**  
**5-9, 204, Redshirt Freshman**  
**New London, Iowa (New London HS)**

**2019** -- Redshirted after joining the program as a walk-on.


**High school honors** -- Earned first-team all-state honors as a senior ... third-team all-state as a sophomore ... earned first-team all-district honors for three straight seasons ... named by Burlington

Hawk-Eye as captain of All-Area squad and Offensive Player of the Year ...

**Career** -- Four-year football letterman as running back and wide receiver ... helped prep team reach state playoffs as junior and senior, including winning state championship as a senior with 12-1 record ... 154 rushing attempts for 1,598 yards and 26 touchdowns as a senior, along with 25 receptions for 347 yards ... recorded 86 tackles on defense, with four interceptions and one kickoff return touchdown ... as a junior rushed 111 times for 815 yards and 11 touchdowns, to go with 12 receptions for 147 yards and one touchdown ... also had 25 tackles on defense, two punt return touchdowns and one kickoff return touchdown ... as a sophomore tallied 69 rushing attempts for 736 yards and eight touchdowns, to go with 31 receptions for 640 yards and six touchdowns ... on defense recorded 54 tackles and one interception, with two kickoff return touchdowns and one punt return touchdown ... 11 rushing attempts for 85 yards and one touchdown as a freshman, with 22 tackles and one fumble recovery on defense ... team captain as a junior and senior ... also lettered in basketball (4), track (4), and baseball (4).

**Personal** -- Born 1/4/2001 in Chicago ... pre-business major ... academic all-state ... prep Honor Roll for five semesters ... earned Conference Academic Excellence in track, baseball and basketball ... mother is Monique Edwards ... one of two players from Largo on Iowa roster ... attended same high school as DB Quavon Matthews ... high school coach was Mark McSorley.





**13 -- \*\*Henry Marchese (mar-CASE)**  
**Defensive Back**  
**6-3, 199, Junior**  
**Vernon Hills, Ill. (Stevenson HS)**

**Hawk Item** -- Has played both wide receiver and defensive back, while contributing on special teams . . . earned Dean's List recognition spring, 2020.

**2019 Honors** -- Team Leader Award, defense . . . Next Man In Award, special teams . . . **2019** -- Saw action in 11 games, recording two assisted tackles while playing primarily on special teams . . . did not see action in 38-14 win over Miami . . . did not see action in 30-0 win over Rutgers . . . saw action on special teams in 18-17 win at Iowa State, recording one assisted tackle . . . saw action in 48-3 win over Middle Tennessee, but had no statistics . . . saw action in 10-3 loss at #18 Michigan, but had no statistics . . . saw action on special teams in 17-12 loss to #9 Penn State, but had no statistics . . . saw action in 26-20 win over Purdue, but had no statistics as defense allowed just 33 net rushing yards . . . saw action in 20-0 win at Northwestern, but had no statistics as defense allowed just 64 net rushing yards and 202 yards total offense . . . saw action in 24-22 loss at #16 Wisconsin, but had no statistics . . . saw action in 23-19 win over #7 Minnesota, but had no statistics . . . saw action in 19-10 win over Illinois, but had no statistics . . . saw action in 27-24 win at Nebraska, recording one assisted tackle . . . saw action in 49-24 Holiday Bowl win over #22 USC, but had no statistics as defense allowed just 22 net rushing yards.

**2018** -- Saw action in four games, but had no statistics.

**2017** -- Redshirted.

**High school honors** -- Earned second-team all-state honors as a junior and senior . . . first-team all-conference and all-area as a junior and senior . . . **Career** -- Three-year letterman as wide receiver . . . helped prep team advance to state playoffs three straight years, including state championship as a sophomore . . . prep team compiled a three-year mark of 29-6 . . . holds school single-season records for receptions (63), yards (1,053), and touchdowns (16) . . . also recorded 303 yards on kickoff and punt returns . . . as a junior recorded 59 receptions for 981 yards and nine touchdowns . . . collected eight receptions for 137 yards and three touchdowns as a sophomore . . . team captain as a junior and senior . . . two-year baseball letterman.

**Personal** -- Born 10/23/98 . . . communication studies major . . . three-year member of prep Honor Roll . . . parents are Julie and John Marchese . . . his father John, played football at Iowa . . . high school coach was Bill McNamara.

#### Career Bests

Tackles: \_\_\_\_\_ 1 at Iowa State, 9/14/19  
 Assists: \_\_\_\_\_ 1 at Iowa State, 9/14/19

#### Game-by-Game Defensive Stats

| 2019              | Solo-Ast. | 2019                | Solo-Ast.  |
|-------------------|-----------|---------------------|------------|
| Miami _____       | DNP       | at N'western _____  | 0-0        |
| Rutgers _____     | DNP       | at Wisconsin _____  | 0-0        |
| at IA State _____ | 0-1       | Minnesota _____     | 0-0        |
| MTSU _____        | 0-0       | Illinois _____      | 0-0        |
| at Mich _____     | 0-0       | at Nebraska _____   | 0-1        |
| Penn State _____  | 0-0       | USC (n) _____       | 0-0        |
| Purdue _____      | 0-0       | <b>Totals</b> _____ | <b>0-2</b> |

#### Career Statistics

| Defense       | Solo     | Ast.     | Total    | T/Loss     | Sacks      | Int-Yds.   | PBU      | FF       | RF       |
|---------------|----------|----------|----------|------------|------------|------------|----------|----------|----------|
| Freshman      | 0        | 0        | 0        | 0/0        | 0/0        | 0-0        | 0        | 0        | 0        |
| Sophomore     | 0        | 2        | 2        | 0/0        | 0/0        | 0-0        | 0        | 0        | 0        |
| <b>Career</b> | <b>0</b> | <b>2</b> | <b>2</b> | <b>0/0</b> | <b>0/0</b> | <b>0-0</b> | <b>0</b> | <b>0</b> | <b>0</b> |




**90 -- Taajhir McCall (TAA-jzheer)**  
**Defensive Line**  
**6-3, 215, Redshirt Freshman**  
**Pensacola, Fla. (Pine Forest HS)**

**2019** -- Redshirted . . . did not see any game action.

**High school** -- Named first-team all-area and area Defensive Player of the Year as a senior . . . **Career** -- Two-year football letterman as defensive end and tight end . . . helped prep team reach state playoffs as a junior and senior . . . recorded 88 tackles as a senior, with 11 sacks, four tackles for loss, four pass break-ups, two forced fumbles, one recovered fumble, one touchdown, and eight QB pressures . . . team captain as a senior . . . also four-year basketball letterman.

**Personal** -- Born 12/26/2000 in Philadelphia, Pa. . . engineering interest . . . named Scholar Athlete as a prep . . . mother is Nicole McCall . . . high school coach was Jason McDonald.




**14 -- Daraun McKinney (DAY- ron)**  
**Defensive Back**  
**5-10, 191, Redshirt Freshman**  
**River Rouge, Mich. (River Rouge HS)**

**Hawk Item** -- Enrolled in 2019 spring semester and participated in spring practice.

**2019** -- Redshirted . . . did not see any game action.

**High school honors** -- Earned first-team all-state honors as a sophomore, junior, and senior . . . candidate for Mr. Football as a senior . . . named to Downriver Dream Team as a sophomore . . . second-team all-state as a freshman . . . **Career** -- Four-year letterman as defensive back and return specialist . . . helped prep team reach state semifinals as a junior . . . prep team posted 18-5 record his last two seasons . . . holds school records for punt returns and kickoff returns in a season . . . career totals include 12 punt return touchdowns and 11 kickoff return touchdowns . . . three interceptions as a senior, with three touchdowns on kickoff returns and four punt return touchdowns . . . recorded four interceptions as a junior, with eight kickoff return touchdowns and five punt return touchdowns . . . rushed for 986 yards as a sophomore, with three punt return touchdowns . . . rushed for 1,183 yards as a freshman . . . team captain as a senior.

**Personal** -- Born 12/28/2000 . . . enterprise leadership major . . . member of prep Honor Roll . . . ranked in top 48 in senior class . . . parents are Delorah and Demetrius McKinney . . . high school coach was Corey Parker.



**26 - \*Kaevon Merriweather**  
(KAY-vohn)  
Defensive Back  
6-0, 205, Sophomore  
Belleville, Michigan (Belleville HS)

**Hawk Item** -- One of 12 true freshmen to see action in 2018, seeing action in nine games.

**2019** -- Redshirted in 2019 after seeing action in just two games... started at free safety in 38-14 win over Miami as defense allowed just 59 net rushing yards... career-best five tackles vs. Miami, including two solo stops and three assists.

**2018** -- Saw action in nine games, with no starts, recording one solo tackle... recorded one solo tackle in 33-7 win over Northern Illinois.

**High school honors** -- Earned second-team all-conference honors and was defensive Player of the Year as a junior... **Career** -- Two-year letterman as defensive back... attended Romulus HS prior to attending Belleville HS as a senior... helped prep teams advance to state playoffs as a junior (Romulus) and senior (Belleville), as team posted 11-1 mark as a senior... recorded 43 solo tackles and seven assists as a senior, with four tackles for loss and one sack... collected 34 tackles as a junior, with eight tackles for loss, and six pass break-ups... also competed in basketball and track as a prep.

**Personal** -- Born 12/20/99... sport and recreation management major... earned Honor Roll recognition every semester for four years... earned Certificate of Academic Achievement for maintaining 3.0 GPA... mother is LaTanya Franklin... one of two players from Belleville on Iowa roster... attended same high school as DB Brenden Deasfernandes... high school coach was Jermain Crowell.

#### Career Bests


Tackles: \_\_\_\_\_ 5 vs. Miami, 8/31/19  
Solo: \_\_\_\_\_ 2 vs. Miami, 8/31/19  
Assists: \_\_\_\_\_ 3 vs. Miami, 8/31/19

#### Game-By-Game Defensive Stats

| 2018            | Solo  | Ast.       | 2019          | Solo  | Ast.       |
|-----------------|-------|------------|---------------|-------|------------|
| N. Ill.         | _____ | 1-0        | Miami         | _____ | 2-3        |
| IA State        | _____ | DNP        | Rutgers       | _____ | INJ        |
| N. Iowa         | _____ | 0-0        | at IA State   | _____ | INJ        |
| Wisconsin       | _____ | DNP        | MTSU          | _____ | INJ        |
| at Minn.        | _____ | 0-0        | at Mich       | _____ | DNP        |
| at Ind.         | _____ | 0-0        | Penn State    | _____ | DNP        |
| Maryland        | _____ | 0-0        | Purdue        | _____ | 0-0        |
| at PSU          | _____ | 0-0        | at N'western  | _____ | DNP        |
| at Purdue       | _____ | 0-0        | at Wisconsin  | _____ | DNP        |
| N'western       | _____ | 0-0        | Minnesota     | _____ | DNP        |
| at Illinois     | _____ | DNP        | Illinois      | _____ | DNP        |
| Nebraska        | _____ | DNP        | at Nebraska   | _____ | DNP        |
| Miss. State (n) | _____ | 0-0        | USC (n)       | _____ | DNP        |
| <b>Totals</b>   | _____ | <b>1-0</b> | <b>Totals</b> | _____ | <b>2-3</b> |

#### Career Statistics

| Defense       | Solo     | Ast.     | Total    | T/Loss     | Sack       | PBU      | QBH      | FF       | RF       | BLK      |
|---------------|----------|----------|----------|------------|------------|----------|----------|----------|----------|----------|
| Freshman      | 1        | 0        | 1        | 0/0        | 0/0        | 0        | 0        | 0        | 0        | 0        |
| Sophomore     | 2        | 3        | 5        | 0/0        | 0/0        | 0        | 0        | 0        | 0        | 0        |
| <b>Career</b> | <b>3</b> | <b>3</b> | <b>6</b> | <b>0/0</b> | <b>0/0</b> | <b>0</b> | <b>0</b> | <b>0</b> | <b>0</b> | <b>0</b> |



**80 - Josiah Miamen (me-AUH-mun)**  
Tight End  
6-4, 242, Redshirt Freshman  
Peoria, Ill. (Dunlap HS)

**2019** -- Redshirted... did not see any game action.

**High school honors** -- Earned first-team all-conference and all-area honors as a junior and senior... **Career** -- Three-year football letterman as tight end, wide receiver, and defensive end... helped prep team post 20-4 record as a junior and senior, reaching state title game as a junior... recorded 25 receptions for 500 yards and six touchdowns as a senior... 22 receptions for 634 yards and 11 touchdowns as a junior... also lettered in basketball.

**Personal** -- Born 6/13/2001... pre-business major... earned academic all-state recognition with a 4.0 prep GPA... named Student of the Year as a freshman and junior... parents are Melinda Doty and Enoch Miamen... high school coach was Brett Cazalet.



**33 - \*\*Riley Moss ^**  
Defensive Back  
6-1, 191, Junior  
Ankeny, Iowa (Centennial HS)

**Hawk Item** -- One of three true freshmen to not redshirt in 2018... one of 12 true freshmen to see action in 2018.

**2019** -- Saw action in nine games, with one start, while missing four games due to injury... recorded five solo tackles, with two interceptions and three pass break-ups... saw action in 38-14 win over Miami, but had no statistics as defense allowed just 59 net rushing yards... injured in opening win and expected to be out of action for next few games... did not see action in 30-0 win over Rutgers due to injury... did not see action in 18-17 win at Iowa State due to injury... did not see action in 48-3 win over Middle Tennessee due to injury... did not see action in 10-3 loss at #18 Michigan due to injury... saw action in 17-12 loss to #9 Penn State, but had no statistics... saw action in 17-12 loss to #9 Penn State, but had no statistics... saw action in 26-20 win over Purdue as defense allowed just 33 net rushing yards... two solo tackles vs. Purdue with one tackle for loss and a pass break-up... pass interception and seven yard return vs. Purdue led to Iowa touchdown... saw action in 20-0 win at Northwestern, recording one pass break-up as defense allowed just 64 net rushing yards and 202 yards total offense... saw action in 24-22 loss at #16 Wisconsin, recording one solo tackle... started at cornerback in 23-19 win over #7 Minnesota as defense allowed just 63 net rushing yards... two solo tackles vs. Minnesota, along with one pass break-up and his second interception of the season on Minnesota's last offensive play of the game... saw action in 19-10 win over Illinois, but had no statistics... saw action in 27-24 win at Nebraska, but had no statistics... saw action in 49-24 Holiday Bowl win over #22 USC, but had no statistics as defense allowed just 22 net rushing yards.

**2018 Honors** -- Named Big Ten Conference Freshman of the Week for his play in win at Minnesota... **2018** -- Saw action in all 13 games, with five starts at cornerback... recorded 24 tackles, with two interceptions for 36 yards and three pass break-ups... saw action in 38-14 win over Northern Iowa, recording first career solo tackle as defense allowed just six net rushing yards and 222 yards total offense... started at cornerback in 48-31 win at Minnesota as defense allowed just 86 net rushing yards... led team with two interceptions vs. Minnesota, including a 36-yard return to set up a score in the second half... recorded career-best five tackles at Minnesota, including four solo stops and one assist... started at cornerback in 42-16 win at Indiana as defense allowed just 67 net rushing yards... career-best six solo tackles at Indiana... started at cornerback in 23-0 win over Maryland as defense allowed just 39 offensive plays and 115 yards total offense... three tackles vs. Maryland, including one solo stop and two assists, to go with two pass break-ups... started at cornerback in 30-24 loss at #17 Penn State... recorded five tackles at Penn State, including four solo stops and one assist... started at cornerback in 38-36 loss at Purdue... recorded three solo tackles at Purdue, with one pass

break-up ... saw action in 27-22 Outback Bowl win over #18 Mississippi State, recording one solo tackle.

**High school honors** - - Named to Des Moines Register Elite All-State team as a senior ... first-team Class 4A all-state and all-district honors as a senior ... finalist for State of Iowa Male Athlete of the Year as a senior ... **Career** - - Earned two letters in football as defensive back, wide receiver and return specialist ... scored a touchdown as a senior via reception, punt return and kickoff return ... prep team advanced to state semifinals as a junior and senior, posting two-year record of 19-5 ... recorded 29 tackles as a senior, with one tackle for loss and one interception ... totaled 14 kickoff returns for 358 yards and one touchdown of 78 yards, along with 24 punt returns for 347 yards and one touchdown of 63 yards ... totaled six receptions on offense for 167 yards, including a 64-yard scoring reception ... collected 37 tackles as a junior, with three interceptions and a 13.4 average on eight punt returns ... team captain as a senior ... also lettered in track as sprinter and hurdler ... Drake Relays and Iowa state champion in 110-meter high hurdles as a senior ... set Iowa alltime record (13.85) while ranking in the top 10 nationally at state meet ... Kansas Relays champion in 110-meter high hurdles as a senior with meet record (13.91) performance ... member of state champion 800-meter relay team as a senior, and member of 400-meter relay unit that placed second ... Drake Relays champion in shuttle hurdle as a junior ... state champion in shuttle hurdle as a junior, and state runner-up in 110-meter high hurdles ... earned Elite All-State honors in track as a junior.

**Personal** - - Born 3/3/2000 ... sports and recreation management major ... parents are Beth and Mark Moss ... one of two players from Ankeny on Iowa roster ... attended same high school as LS Zach Kluver ... high school coaches were Ryan and Jerry Pezzetti.

#### Career Bests

Tackles: \_\_\_\_\_ 6 at Indiana, 10/13/18  
 Solo: \_\_\_\_\_ 6 at Indiana, 10/13/18  
 Assists: \_\_\_\_\_ 1, twice, last at Penn State, 10/27/18  
 Interceptions \_\_\_\_\_ 2 at Minnesota, 10/6/18  
 Pass Break-Ups: \_\_\_\_\_ 2 vs. Maryland, 10/20/18

#### Game-By-Game Defensive Stats

| 2018            | Solo-Ast.   | 2019          | Solo-Ast.  |
|-----------------|-------------|---------------|------------|
| N. Ill.         | 0-0         | Miami         | 0-0        |
| IA State        | 0-0         | Rutgers       | INJ        |
| N. Iowa         | 1-0         | at IA State   | INJ        |
| Wisconsin       | 0-0         | MTSU          | INJ        |
| at Minn.        | 4-1         | at Mich       | INJ        |
| at Ind.         | 6-0         | Penn State    | 0-0        |
| Maryland        | 1-2         | Purdue        | 2-0        |
| at PSU          | 4-1         | at N'western  | 0-0        |
| at Purdue       | 3-0         | at Wisconsin  | 1-0        |
| N'western       | 0-0         | Minnesota     | 2-0        |
| at Illinois     | 0-0         | Illinois      | 0-0        |
| Nebraska        | 0-0         | at Nebraska   | 0-0        |
| Miss. State (n) | 1-0         | USC (n)       | 0-0        |
| <b>Totals</b>   | <b>20-4</b> | <b>Totals</b> | <b>5-0</b> |

#### Career Statistics

| Defense       | Solo      | Ast.     | Total     | T/Loss     | Sack       | Int.-Yds.   | PBU      | FF       | RF       | BLK      |
|---------------|-----------|----------|-----------|------------|------------|-------------|----------|----------|----------|----------|
| Freshman      | 20        | 4        | 24        | 0/0        | 0/0        | 2-36        | 3        | 0        | 0        | 0        |
| Sophomore     | 5         | 0        | 5         | 1/1        | 0/0        | 2-7         | 3        | 0        | 0        | 0        |
| <b>Career</b> | <b>25</b> | <b>4</b> | <b>29</b> | <b>1/1</b> | <b>0/0</b> | <b>4-43</b> | <b>6</b> | <b>0</b> | <b>0</b> | <b>0</b> |



**49 - - \*\*\*Nick Niemann (KNEE-mun)**  
**Linebacker**  
**6-4, 233, Senior**  
**Sycamore, Ill. (Sycamore)**

**Hawk Item** - - Named to 2020 Leadership Group ... one of two redshirt freshmen named to 2017 Leadership Group ... earned Dean's List recognition, fall, 2018, fall, 2019, and spring, 2020.

**2019 Honors** - - Academic All-Big Ten for third year ... **2019** - - Saw action in all 13 games, with eight starts ... recorded 32 tackles, including 15 solo stops and 17 assists, with 2.5 tackles for loss and one sack ... returned only interception for a touchown ... saw action in 38-14 win over Miami as defense allowed just 59 net rushing yards ... recorded three assisted tackles vs. Miami ... started at outside linebacker in 30-3 win over Rutgers as defense allowed just 125 yards total offense ... recorded two solo tackles and one QB pressure vs. Rutgers ... started at outside linebacker in 18-17 win at Iowa State, recording one solo tackle and one QB pressure ... started at outside linebacker in 48-3 win over Middle Tennessee as defense allowed just 216 yards total offense ... recorded four assisted tackles vs. MTSU, including one shared tackle for loss ... started at outside linebacker in 10-3 loss at #18 Michigan ... seven tackles at Michigan, including three solo stops and four assists, along with one tackle for loss ... started at outside linebacker in 17-12 loss to #9 Penn State ... seven tackles vs. PSU, including four solo stops and three assists ... started at outside linebacker in 26-20 win over Purdue, but had no statistics as defense allowed just 33 net rushing yards ... saw action in 20-0 win at Northwestern, but had no statistics as defense allowed just 64 net rushing yards and 202 yards total offense ... started at outside linebacker in 24-22 loss at #16 Wisconsin ... four tackles at Wisconsin, including three solo stops and one assist ... saw action in 23-19 win over #7 Minnesota, but had no statistics ... saw action in 19-10 win over Illinois, but had no statistics ... started at outside linebacker in 27-24 win at Nebraska, recording one solo tackle and one assist ... saw action in 49-24 Holiday Bowl win over #22 USC as defense allowed just 22 net rushing yards ... returned first career interception 25 yards for final touchdown of the game vs. USC ... two tackles vs. USC, including one solo and one assist, including one sack.

**2018 Honors** - - Academic All-Big Ten for second year ... **2018** - - Saw action in 11 games, with five starts at outside linebacker ... recorded 43 tackles, with 2.5 tackles for loss and one tackle for loss and one QB pressure ... started at outside linebacker in 33-7 win over Northern Illinois as defense allowed just 211 yards total offense ... recorded four solo tackles vs. NIU, including one tackle for loss ... started at outside linebacker in 13-3 win over Iowa State as defense allowed just 19 net rushing yards and 188 yards total offense ... career-best seven tackles vs. ISU, including three solo stops and four assists, along with one sack ... started at outside linebacker in 38-14 win over Northern Iowa, recording one assisted tackle as defense allowed just six net rushing yards and 222 yards total offense ... started at outside linebacker in 28-17 loss to #18 Wisconsin ... career-high 10 tackles vs. Wisconsin, including three solo stops and seven assists, along with a shared tackle for loss ... recorded two solo tackles in 23-0 win over Maryland after missing two previous games ... saw action at outside linebacker in 38-36 loss at Purdue, recording one solo tackle ... recorded four assisted tackles in 14-10 loss to Northwestern ... recorded four tackles in 63-0 win at Illinois, including two solo stops and two assists ... returned blocked punt seven yards to help set up second quarter touchdown ... recorded five tackles vs. in 31-28 win over Nebraska, including two solo stops and three assists ... snagged five tackles in 27-22 Outback Bowl win over #18 Mississippi State, including one solo stop and four assists, with one QB pressure.

**2017 Honors** - - Academic All-Big Ten ... **2017** - - Saw action in all 13 games, recording four solo tackles and one assist ... recorded one solo tackle for his first career statistic in 44-41 OT win at Iowa State ... recorded one assisted tackle in 21-19 loss to #4 Penn State ... recorded one solo tackle in 17-10 win over Minnesota as defense allowed just 281 yards total offense ... saw action in 55-24 win over #3 Ohio State, recording one solo tackle ... saw action in 27-20 Pinstripe Bowl win over Boston College, recording one solo tackle as defense allowed just 21 net rushing yards and 102 yards total offense in the second half.

**2016 Honors** - - Team Leader Award, defense ... **2016** - - Redshirted.



**High School honors** -- First-team all-state and all-conference as a senior . . . named Defensive Player of the Year in Northern Illinois Big 12 Conference . . . Daily Chronicle Player of the Year... honorable mention all-conference as a junior . . . **Career** -- Two-year letterman as linebacker and tight end . . . as a senior recorded 94 tackles with eight tackles for loss and four sacks, while also recording 14 receptions for 366 yards . . . totaled 81 tackles as a junior with three tackles for loss, along with nine receptions on offense for 276 yards and three touchdowns . . . helped prep team reach state quarterfinals as a junior and returned to the playoffs as a senior . . . teamed with older brother as a sophomore to help team advance to state semifinals . . . team captain as a senior.

**Personal** -- Born 12/02/97 in Waterloo, Iowa . . . enterprise leadership major . . . first-team academic all-state honors and member of National Honor Society . . . parents are Lou Ann and Jay Niemann . . . father Jay is in first year as Iowa's assistant defensive line coach and defensive recruiting coordinator . . . brother Ben is former Hawkeye linebacker who currently plays for Super Bowl champion Kansas City Chiefs . . . high school coach was Joe Ryan.

#### Career Bests

Tackles: \_\_\_\_\_ 10 vs. Wisconsin, 9/22/18  
 Solos: \_\_\_\_\_ 4, twice, last vs. Penn State, 10/12/19  
 Assists: \_\_\_\_\_ 7 vs. Wisconsin, 9/22/18  
 Tackles for Loss: \_\_\_\_\_ 1, four times, last vs. USC, 12/27/19  
 QB Sacks: \_\_\_\_\_ 1, twice, last vs. USC, 12/27/18  
 QB Pressure: \_\_\_\_\_ 1, three times, last at Iowa State, 9/14/19  
 Interception: \_\_\_\_\_ 1 vs. USC, 12/27/19  
 Touchdown: \_\_\_\_\_ 1 vs. USC, 12/27/19

#### Game-By-Game Defensive Stats

| 2017          | Solo-Ast.  | 2018            | Solo-Ast.    | 2019          | Solo-Ast.    |
|---------------|------------|-----------------|--------------|---------------|--------------|
| Wyoming       | 0-0        | N. Ill.         | 4-0          | Miami         | 0-3          |
| at IA State   | 1-0        | IA State        | 3-4          | Rutgers       | 2-0          |
| N. Texas      | 0-0        | N. Iowa         | 0-1          | at IA State   | 1-0          |
| PSU           | 0-1        | Wisconsin       | 3-7          | MTSU          | 0-4          |
| at MSU        | 0-0        | at Minn.        | INJ          | at Mich       | 3-4          |
| Illinois      | 0-0        | at Ind.         | INJ          | Penn State    | 4-3          |
| at N'western  | 0-0        | Maryland        | 2-0          | Purdue        | 0-0          |
| Minnesota     | 1-0        | at PSU          | 0-0          | at N'western  | 0-0          |
| Ohio State    | 1-0        | at Purdue       | 1-0          | at Wisconsin  | 3-1          |
| at Wisconsin  | 0-0        | N'western       | 0-4          | Minnesota     | 0-0          |
| Purdue        | 0-0        | at Illinois     | 2-2          | Illinois      | 0-0          |
| at Nebraska   | 0-0        | Nebraska        | 2-3          | at Nebraska   | 1-1          |
| Boston C. (n) | 1-0        | Miss. State (n) | 1-4          | USC (n)       | 1-1          |
| <b>Totals</b> | <b>4-1</b> | <b>Totals</b>   | <b>18-25</b> | <b>Totals</b> | <b>15-17</b> |

#### Career Statistics

| Defense       | Solo      | Ast.      | Total     | T/Loss      | Sacks       | In-Yd         | TD       | PBU      | BLK      | FF       | RF       |
|---------------|-----------|-----------|-----------|-------------|-------------|---------------|----------|----------|----------|----------|----------|
| Freshman      | 4         | 1         | 5         | 0/0         | 0/0         | 0-0-0         | 0        | 0        | 0        | 0        | 0        |
| Sophomore     | 18        | 25        | 43        | 2.5/17      | 1/9         | 0-0-0         | 0        | 0        | 0        | 0        | 0        |
| Junior        | 15        | 17        | 32        | 2.5/18      | 1/8         | 1-25-1        | 0        | 0        | 0        | 0        | 0        |
| <b>Career</b> | <b>37</b> | <b>43</b> | <b>80</b> | <b>5/35</b> | <b>2/17</b> | <b>1-25-1</b> | <b>0</b> | <b>0</b> | <b>0</b> | <b>0</b> | <b>0</b> |



#### 54 - \*Daviyon Nixon (DAVE-ee-un)

**Defensive Tackle**

**6-3, 305, Junior**

**Kenosha, Wis. (Indian Trail HS)**

**Iowa Western Community College**

**Hawk Item** -- Played one season at Iowa Western Junior College before joining Iowa program for 2018 spring semester.

**2020 Honors** -- Preseason fourth-team All-Big Ten by Athlon Sports.

**2019 Honors** -- Named Big Ten Defensive Player of the Week by CollegeSportsMadness.com for his play in 20-0 win at Northwestern . . . **2019** -- Saw action in all 13 games, with one start . . . recorded 29 tackles, including 19 solo stops and 10 assists, with 5.5 tackles for loss and three sacks, along with five pressures and one pass break-up . . . saw first action of career in 38-14 win over Miami, recording one assisted tackle as defense allowed just 59 net rushing yards . . . saw action in 30-0 win over Rutgers as defense allowed just 125 yards total offense . . . two solo tackles and one QB pressure vs. Rutgers . . . started at defensive tackle for first career start at Iowa State, recording one assisted tackle and one QB pressure . . . saw action in 48-3 win over Middle Tennessee as defense allowed just 216 yards total offense . . . career-best seven tackles vs. MTSU, including five solo stops, 2.5 tackles for loss and first career sack . . . saw action in 10-3 loss at #18 Michigan, recording two solo tackles and one QB pressure . . . saw action in 17-12 loss to #9 Penn State, recording one assisted tackle and one QB pressure . . . saw action in 26-20 win over Purdue as defense allowed just 33 net rushing yards . . . one solo tackle and one assist vs. Purdue, including one tackle for loss, and a QB pressure . . . saw action in 20-0 win at Northwestern as defense allowed just 64 net rushing yards and 202 yards total offense . . . five tackles at Northwestern, including three solo tackles and two assists . . . two QB sacks and a pass break-up at Northwestern . . . saw action in 24-22 loss at #16 Wisconsin, recording two solo tackles . . . saw action in 23-19 win over #7 Minnesota, recording two solo tackles as defense allowed just 63 net rushing yards . . . saw action in 19-10 win over Illinois, recording one assisted tackle . . . saw action in 27-24 win at Nebraska, recording one assisted tackle . . . saw action in 49-24 Holiday Bowl win over #22 USC, recording two solo tackles as defense allowed just 22 net rushing yards.

**2018** -- Redshirted.

**Junior college** -- Second-team all-conference in only season at Iowa Western . . . recorded 44 tackles, with nine tackles for loss and five sacks in helping team post 11-1 record and earn invitation to Graphic Edge Bowl . . . junior college coach was Scott Strohmeier.

**High school honors** -- Earned first-team all-state and all-conference honors as a senior . . . named Most Improved as a junior and senior . . . earned Coaches Hustle Award as a junior and senior . . . second-team all-conference as a junior . . . **Career** -- Four-year football letterman as tackle and end . . . helped prep team advance to state playoffs for three straight years . . . recorded 45 tackles in eight games as a senior, with eight tackles for loss, six sacks, four forced fumbles, and seven pass break-ups . . . collected 56 tackles in nine games as a junior, with 10 tackles for loss, nine sacks, five forced fumbles, and six pass break-ups . . . team captain as a junior and senior . . . also four-year letterman in basketball.

**Personal** -- Born 12/13/98 . . . African American studies major . . . parents are Danielle and Rodney Nixon and Chwanda and Kacey Frierson-Nixon . . . high school coach was Mike McKay.

#### Career Bests


Tackles: \_\_\_\_\_ 7 vs. Middle Tennessee, 9/28/19  
 Solos: \_\_\_\_\_ 5 vs. Middle Tennessee, 9/28/19  
 Assists: \_\_\_\_\_ 2 vs. Middle Tennessee, 9/28/19  
 QB Sacks: \_\_\_\_\_ 2 at Northwestern, 10/26/19  
 Tackles for Loss: \_\_\_\_\_ 2.5 vs. Middle Tennessee, 9/28/19  
 QB Pressure: \_\_\_\_\_ 1, five times, last vs. Purdue, 10/19/19  
 Pass Break-Up: \_\_\_\_\_ 1 at Northwestern, 10/26/19

**Game-By-Game Defensive Stats**

| 2019        | Solo-Ast. | 2019          | Solo-Ast.    |
|-------------|-----------|---------------|--------------|
| Miami       | 0-1       | at N'western  | 3-2          |
| Rutgers     | 2-0       | at Wisconsin  | 2-0          |
| at IA State | 0-1       | Minnesota     | 2-0          |
| MTSU        | 5-2       | Illinois      | 0-1          |
| at Mich     | 2-0       | at Nebraska   | 0-1          |
| Penn State  | 0-1       | USC (n)       | 2-0          |
| Purdue      | 1-1       | <b>Totals</b> | <b>19-10</b> |

**Career Statistics**

| Defense   | Solo | Ast. | Total | T/Loss | Sacks | PBU | QBH | BLK | FF | RF |
|-----------|------|------|-------|--------|-------|-----|-----|-----|----|----|
| Sophomore | 19   | 10   | 29    | 5.5/19 | 3/10  | 1   | 5   | 0   | 0  | 0  |




**8 - Alex Padilla (puh-DEE-ah)**  
**Quarterback**  
**6-1, 198, Redshirt Freshman**  
**Greenwood Village, Colo. (Cherry Creek HS)**

**Hawk Item** -- Named to 2020 Leadership Group ... enrolled in 2019 spring semester and participated in spring practice.

**2019** -- Redshirted ... did not see any game action.

**High school honors** -- Earned first-team all-state honors as a junior and senior ... first-team all-conference as a junior and senior ... named conference Offensive Player of the Year as a junior and senior ... Comeback Player of the Year in 2017 ... **Career** -- Four-year football letterman ... helped prep team advance to state playoffs four straight years, including state runner-up finish as a senior ... four-year record of 40-12, including 12 wins as a senior ... holds school records for touchdown passes in a season and career, and passing yards for a season and career ... completed 170-of-251 pass attempts for 1,951 yards and 24 touchdowns as a senior, with four interceptions ... completed 182-of-269 attempts for 2,678 yards and 40 touchdowns, with nine interceptions, as a junior ... completed 58-of-106 attempts for 599 yards and four touchdowns, with two interceptions, in four games as a sophomore ... completed 32-of-58 passes for 456 yards and four touchdowns, with five interceptions, as a freshman ... three-year team captain ... also lettered in baseball.

**Personal** -- Born 3/15/01 ... health and human physiology major ... earned CHSAA Academic All-State recognition as a junior and senior ... parents are Alison and Mike Padilla ... high school coach was Dave Logan.



**40 - Turner Pallissard**  
**Fullback**  
**6-0, 248, Sophomore**  
**Frankfort, Ill. (Lincoln-Way East HS)**

**2019 Honors** -- Academic All-Big Ten ... **2019** -- Saw action in five games, with one rushing attempt for no yards ... saw first action of career in 38-14 win over Miami, but had no statistics as offense gained 213 net rushing yards and 465 yards total offense ... saw action in 30-0 win over Rutgers, but had no statistics as offense gained 438 yards total offense ...

... saw action in 18-17 win at Iowa State, but had no statistics ... saw action in 48-3 win over Middle Tennessee, recording one rushing attempt for no yards as offense gained 644 yards total offense ... did not see action in 10-3 loss at #18 Michigan ... did not see action in 17-12 loss to #9 Penn State ... did not see action in 26-20 win over Purdue ... did not see action in 20-0 win at Northwestern ... did not see action in 24-22 loss at #16 Wisconsin ... did not see action in 23-19 win over #7 Minnesota ... did not see action in 19-10 win over Illinois ... did not see action in 27-24 win at Nebraska ... saw action in 49-24 Holiday Bowl win over #22 USC, but had no statistics.

**2018** -- Redshirted after joining the team as a walk-on.

**High school honors** -- Earned first-team all-conference and all-area honors as a senior ... first-team all-area and second-team all-conference as a junior ... **Career** -- Helped lead prep team to a 23-3 record as a junior and senior, including perfect 14-0 mark as a senior while winning state championship ... recorded 18 receptions for 257 yards and two touchdowns as a tight end as a junior ... 40 receptions as a senior for 495 yards and eight receiving touchdowns, while scoring 12 total touchdowns ... four-year team captain ... also lettered in baseball.

**Personal** -- Born 4/12/00 ... business major ... member of high school Honor Roll for eight semesters with 3.5 GPA ... parents are Beth and Joel Pallissard ... one of two players from Frankfort on Iowa roster ... attended same high school as WR Jackson Ritter ... high school coach was Rob Zvonar.

**Career Rushing Bests**

Attempts: \_\_\_\_\_ 1 vs. Middle Tennessee, 9/28/19

**Game-By-Game Rushing Stats**

| 2019          | Att.     | Yds.     | TD       | Lng        |
|---------------|----------|----------|----------|------------|
| Miami         | 0        | 0        | 0        | ---        |
| Rutgers       | 0        | 0        | 0        | ---        |
| at IA State   | 0        | 0        | 0        | ---        |
| MTSU          | 1        | 0        | 0        | ---        |
| at Mich       | DNP      |          |          |            |
| Penn State    | DNP      |          |          |            |
| Purdue        | DNP      |          |          |            |
| at N'western  | DNP      |          |          |            |
| at Wisconsin  | DNP      |          |          |            |
| Minnesota     | DNP      |          |          |            |
| Illinois      | DNP      |          |          |            |
| at Nebraska   | DNP      |          |          |            |
| USC (n)       | 0        | 0        | 0        | ---        |
| <b>Totals</b> | <b>1</b> | <b>0</b> | <b>0</b> | <b>---</b> |

**Career Statistics**

| Rushing  | Att. | Yds. | Avg. | TD | Lng |
|----------|------|------|------|----|-----|
| Freshman | 1    | 0    | ---  | 0  | --- |



**7 - Spencer Petras (PEE-tris)**  
**Quarterback**  
**6-5, 231, Sophomore**  
**San Rafael, Calif. (Marin Catholic HS)**

**Hawk Item** -- Named to 2020 Leadership Group ... enrolled in 2018 spring semester and participated in spring practice ... redshirted in 2018 after seeing action in just two games ... one of 12 true freshmen to see action in 2018.

**2019** -- Saw action in three games, completing 6-10 pass attempts for 25 yards ... one rushing attempt for a one-yard touchdown ... saw action in 38-14 win over Miami, but had no statistics as offense gained 213 net rushing yards and 465 yards total offense ... saw action in 30-0 win over Rutgers as offense gained 438 yards total offense ... completed 3-6 pass attempts vs. Rutgers for eight yards ... did not see action in 18-17 win at Iowa State ... saw action in 48-3 win over Middle Tennessee as offense gained 644 yards total offense ... completed 3-4 passes for 17 yards vs. MTSU ... scored first career touchdown on one-yard run vs. MTSU, completing 79-yard fourth quarter scoring drive ... did not see action in 10-3 loss at #18 Michigan ... did not see action in 17-12 loss to #9 Penn State ... did not see action in 26-20 win over Purdue ... did not see action in 20-0 win at Northwestern ... did not see action in 24-22 loss at #16 Wisconsin ... did not see action in 23-19 win over #7 Minnesota ... did not see action in 19-10 win over Illinois ... did not see action in 27-24 win at Nebraska ... did not see action in 49-24 Holiday Bowl win over USC.

**2018** -- Saw action in two games, with one incomplete pass ... saw first action of career in 23-0 win over Maryland, recording one incomplete pass as offense gained 224 net rushing yards.

**High school honors** -- Named Metro Player of the Year and conference Player of the Year as a senior . . . team Most Valuable Player as a senior . . . first-team all-conference and team offensive MVP as a junior . . . **Career** -- Three-year football letterman . . . helped prep team post three-year mark of 35-5 while participating in state playoffs all three seasons . . . holds school records for passing yards in a game (502) and season (4,157) . . . passing touchdowns in a game (5) and season (50), and single-game completion percentage (100 percent) . . . records for season yards and season touchdowns previously held by current NFL quarterback Jared Goff . . . completed 199-of-312 pass attempts (63.8%) as a senior, passing for 4,157 yards and 50 touchdowns, with two interceptions . . . also rushed for 223 yards and nine touchdowns . . . passed for 502 yards and four touchdowns in leading team to 59-56 win in Section Championship as a senior . . . completed 172-of-305 attempts (56%) as a junior, passing for 3,036 yards and 33 touchdowns, with eight interceptions . . . also rushed for 310 yards and seven touchdowns . . . team captain as a senior . . . also earned four letters in track, competing in sprints, hurdles, and shot put.

**Personal** -- Born 11/18/99 . . . interdepartmental studies major . . . parents are Sarah and Adam Petras . . . high school coach was Mazi Moayed.

**Career Passing Bests**

Attempts: \_\_\_\_\_ 6 vs. Rutgers, 9/7/19  
Yards: \_\_\_\_\_ 8 vs. Rutgers, 9/7/19  
Long: \_\_\_\_\_ 9 vs. Rutgers, 9/7/19

**Career Rushing Bests**

Attempts: \_\_\_\_\_ 1 vs. Middle Tennessee, 9/28/19  
Yards: \_\_\_\_\_ 1 vs. Middle Tennessee, 9/28/19  
Touchdown: \_\_\_\_\_ 1 vs. Middle Tennessee, 9/28/19  
Long: \_\_\_\_\_ 1 vs. Middle Tennessee, 9/28/19

**2018 Game-By-Game Stats****Passing** Com. At. Yds. TD Int. Lng

N. Ill. \_\_\_\_\_ DNP  
IA State \_\_\_\_\_ DNP  
N. Iowa \_\_\_\_\_ DNP  
Wisconsin \_\_\_\_\_ DNP  
at Minn. \_\_\_\_\_ DNP  
at Ind. \_\_\_\_\_ DNP  
Maryland \_\_\_\_\_ 0 1 0 0 0 ---  
at PSU \_\_\_\_\_ DNP  
at Purdue \_\_\_\_\_ DNP  
N'western \_\_\_\_\_ DNP  
at Illinois \_\_\_\_\_ 0 0 0 0 0 ---  
Nebraska \_\_\_\_\_ DNP  
Miss. State (n) DNP  
**Totals** \_\_\_\_\_ 0 1 0 0 0 ---

**2019 Game-By-Game Stats****Passing** Com. At. Yds. TD Int. Lng


Miami \_\_\_\_\_ 0 0 0 0 0 ---  
Rutgers \_\_\_\_\_ 3 6 8 0 0 9  
at IA State \_\_\_\_\_ DNP  
MTSU \_\_\_\_\_ 3 4 17 0 0 7  
at Mich \_\_\_\_\_ DNP  
Penn State \_\_\_\_\_ DNP  
Purdue \_\_\_\_\_ DNP  
at N'western \_\_\_\_\_ DNP  
at Wisconsin \_\_\_\_\_ DNP  
Minnesota \_\_\_\_\_ DNP  
Illinois \_\_\_\_\_ DNP  
at Nebraska \_\_\_\_\_ DNP  
USC (n) \_\_\_\_\_ DNP  
**Totals** \_\_\_\_\_ 6 10 25 0 0 9

**Rushing** At. Yds. TD Lng  
Miami \_\_\_\_\_ 0 0 0 ---  
Rutgers \_\_\_\_\_ 0 0 0 ---  
at IA State \_\_\_\_\_ DNP  
MTSU \_\_\_\_\_ 1 1 1 1  
at Mich \_\_\_\_\_ DNP  
Penn St. \_\_\_\_\_ DNP  
Purdue \_\_\_\_\_ DNP  
at N'western \_\_\_\_\_ DNP  
at Wisconsin \_\_\_\_\_ DNP  
Minnesota \_\_\_\_\_ DNP  
Illinois \_\_\_\_\_ DNP  
at Nebraska \_\_\_\_\_ DNP  
USC (n) \_\_\_\_\_ DNP  
**Totals** \_\_\_\_\_ 1 1 1 1

**Career Statistics**

**Passing** Com. At. Pct. Yds. TD Int. Lng  
Redshirt \_\_\_\_\_ 0 1 .000 0 0 0 ---  
Freshman \_\_\_\_\_ 6 10 .600 25 0 0 9  
**Career** \_\_\_\_\_ 6 11 .429 25 0 0 9

| Rushing       | No.      | Yds.     | Avg.       | TD       | Lng      |
|---------------|----------|----------|------------|----------|----------|
| Redshirt      | 0        | 0        | ---        | 0        | ---      |
| Freshman      | 1        | 1        | 1.0        | 1        | 1        |
| <b>Career</b> | <b>1</b> | <b>1</b> | <b>1.0</b> | <b>1</b> | <b>1</b> |

**45 -- Nick Phelps****Punter**

**5-10, 207, Sophomore**  
**Kingsley, Iowa (Woodbury Central HS)**  
**North Dakota State**

**Hawk Item** -- Joined program as a walk-on for spring semester, 2020 . . . previously attended North Dakota State, redshirting in 2018 . . . earned Dean's List recognition spring, 2020.

**2019** -- Enrolled at Iowa but was not a member of the football program.

**2018** -- Listed as the No. 2 punter on the NDSU depth chart, but took a redshirt year and did not see game action . . . named to the MVFC Honor Roll.

**High school honors** -- Named to Kohl's All-America team as a senior . . . selected to Des Moines Register All-Iowa Elite all-state team as a senior . . . named to Iowa Shrine Bowl . . . **Career** -- Four-year starter as a prep . . . averaged 44.4 yards per punt, with a long of 81 yards . . . Iowa Gatorade Track and Field Athlete of the Year in 2018 . . . five-time state champion and a USATF All-American in the discus and shot put . . . discus personal record of 196-2 ranks fifth all-time in Iowa . . . shot put PR of 67-2 is second best in state history . . . part of three conference championships and a state co-championship in track and field . . . five-year starter for prep baseball team . . . earned first-team all-state honors in baseball and is school's career hits leader.

**Personal** -- Born 11/16/99 . . . enterprise leadership major . . . member of National Honor Society . . . parents are Laura and Scott Phelps . . . father competed in track and field at Iowa State . . . brother Colt competed in track and field at Northern Iowa . . . sister Kiana is a member of track and field team at Oregon . . . high school coach was Curtis Lilly.

**79 -- \*Jack Plumb****Offensive Line**

**6-7, 293, Sophomore**  
**Green Bay, Wis. (Bay Port HS)**

**Hawk-Item** -- Redshirted in 2018 after seeing action in just one game . . . one of 12 true freshmen to see action in 2018.

**2019** -- Saw action in all 13 games . . . saw action in 38-14 win over Miami as offense gained 213 net rushing yards and 465 yards total offense . . . saw action in 30-0 win over Rutgers as offense gained 438 yards total offense . . . saw action in 18-17 win at Iowa State . . . saw action in 48-3 win over Middle Tennessee as offense gained 664 yards total offense . . . saw action on special teams in 10-3 loss at #18 Michigan . . . saw action on special teams in 17-12 loss to #9 Penn State . . . saw action in 26-20 win over Purdue . . . saw action on special teams in 20-0 win at Northwestern . . . saw action on special teams in 24-22 loss at #16 Wisconsin . . . saw action on special teams in 23-19 win over #7 Minnesota . . . saw action on special teams in 19-10 win over Illinois . . . saw action on special teams in 27-24 win at Nebraska . . . saw action on special teams in 49-24 Holiday Bowl win over #22 USC.

**2018** -- Saw first action of career in 63-0 win at Illinois, playing left tackle as offense gained 400 yards total offense.

**High school honors** -- Honorable mention all-state as a senior . . . earned first-team all-conference and all-region honors as a senior . . . honorable mention all-conference as a junior . . . **Career** -- Four-year football letterman at tight end . . . helped prep team advance to state playoffs four straight years, with four-year record of 41-6 . . . five receptions for 85 yards and two touchdowns as a senior . . . 10 receptions for 200 yards and five touchdowns as a junior . . .



team captain as a senior . . . also a four-year basketball letterman and earned two letters in track . . . is just the third basketball player in school history to score over 1,000 career points.

**Personal** - - Born 12/26/99 . . . elementary education major . . . parents are Susie and John Plumb . . . one of two players from Green Bay on Iowa roster . . . high school coach was Gary Westernman.



**38 - - \*Monte Pottebaum**  
**Fullback**  
**6-1, 244, Sophomore**  
**Larchwood, Iowa (West Lyon HS)**

**Hawk Item** - - Moved from linebacker to fullback during 2019 fall camp . . . earned Dean's List recognition spring, 2020.

**2019 Honors** - - Academic All-Big Ten . . . **2019** - - Saw action in 12 games, with one rushing attempt and one kickoff return for 10 yards . . . saw first action

of career in 30-0 win over Rutgers, but had no statistics as offense gained 438 yards total offense . . . saw action in 18-17 win at Iowa State, but had no statistics . . . saw action in 48-3 win over Middle Tennessee, recording one rushing attempt for no gain as offense gained 644 yards total offense . . . saw action on special teams in 10-3 loss at #18 Michigan . . . saw action on special teams in 17-12 loss to #9 Penn State, but had no statistics . . . saw action on special teams in 26-20 win over Purdue, but had no statistics . . . saw action on special teams in 20-0 win at Northwestern, but had no statistics . . . saw action on special teams in 24-22 loss at #16 Wisconsin, but had no statistics . . . saw action on special teams in 23-19 win over #7 Minnesota, but had no statistics . . . saw action in 19-10 win over Illinois, but had no statistics . . . saw action in 27-24 win at Nebraska, recording one kickoff return for 10 yards.

**2018 Honors** - - Team Leader Award, offense . . . **2018** - - Redshirted after joining the team as a walk-on.

**High school honors** - - Earned first-team all-state honors as a senior . . . first-team all-conference as a junior and senior . . . honorable mention all-conference as a sophomore . . . **Career** - - Played linebacker, fullback and tight end as a prep, earning three letters . . . helped prep team post 11-1 record as a senior and 7-3 mark as a junior, while participating in state playoffs four straight years . . . team captain as a senior . . . as a senior rushed 149 times for 868 yards and 18 touchdowns . . . recorded 75 tackles on defense . . . also lettered in wrestling, baseball and track.

**Personal** - - Born 1/7/2000 . . . health and human physiology major . . . earned academic all-state recognition . . . parents are Kristy and Dale Pottebaum . . . high school coach was Jay Rozeboom.

#### Career Rushing Bests

Attempts: \_\_\_\_\_ 1 vs. Middle Tennessee, 9/28/19

#### Game-By-Game Rushing Stats

| 2019          | Att.     | Yds.     | TD       | Lng        |
|---------------|----------|----------|----------|------------|
| Miami         | DNP      |          |          |            |
| Rutgers       | 0        | 0        | 0        | ---        |
| at IA State   | 0        | 0        | 0        | ---        |
| MTSU          | 1        | 0        | 0        | ---        |
| at Mich.      | 0        | 0        | 0        | ---        |
| Penn State    | 0        | 0        | 0        | ---        |
| Purdue        | 0        | 0        | 0        | ---        |
| at N'western  | 0        | 0        | 0        | ---        |
| at Wisconsin  | 0        | 0        | 0        | ---        |
| Minnesota     | 0        | 0        | 0        | ---        |
| Illinois      | 0        | 0        | 0        | ---        |
| at Nebraska   | 0        | 0        | 0        | ---        |
| USC (n)       | DNP      |          |          |            |
| <b>Totals</b> | <b>1</b> | <b>0</b> | <b>0</b> | <b>---</b> |

#### Game-By-Game KO Returns

| 2019          | Att.     | Yds.      | TD       | Lng       |
|---------------|----------|-----------|----------|-----------|
| Miami         | DNP      |           |          |           |
| Rutgers       | 0        | 0         | 0        | ---       |
| at IA State   | 0        | 0         | 0        | ---       |
| MTSU          | 0        | 0         | 0        | ---       |
| at Mich.      | 0        | 0         | 0        | ---       |
| Penn State    | 0        | 0         | 0        | ---       |
| Purdue        | 0        | 0         | 0        | ---       |
| at N'western  | 0        | 0         | 0        | ---       |
| at Wisconsin  | 0        | 0         | 0        | ---       |
| Minnesota     | 0        | 0         | 0        | ---       |
| Illinois      | 0        | 0         | 0        | ---       |
| at Nebraska   | 1        | 10        | 0        | 10        |
| USC (n)       | DNP      |           |          |           |
| <b>Totals</b> | <b>1</b> | <b>10</b> | <b>0</b> | <b>10</b> |

#### Career Statistics

**Rushing** \_\_\_\_\_ **No.** \_\_\_\_\_ **Yds.** \_\_\_\_\_ **Avg.** \_\_\_\_\_ **TD** \_\_\_\_\_ **Lng** \_\_\_\_\_  
 Freshman \_\_\_\_\_ 1 \_\_\_\_\_ 0 \_\_\_\_\_ --- \_\_\_\_\_ 0 \_\_\_\_\_ ---

**KO Returns** \_\_\_\_\_ **No.** \_\_\_\_\_ **Yds.** \_\_\_\_\_ **Avg.** \_\_\_\_\_ **TD** \_\_\_\_\_ **Lng** \_\_\_\_\_  
 Freshman \_\_\_\_\_ 1 \_\_\_\_\_ 10 \_\_\_\_\_ 10.0 \_\_\_\_\_ 0 \_\_\_\_\_ 10



**89 - - \*Nico Ragaini (ruh-GAIN-ee)**  
**Wide Receiver**  
**6-0, 193, Sophomore**  
**East Haven, Conn.**  
**(Notre Dame HS/Avon Old Farms Prep)**

**Hawk Item** - - Redshirted in 2018 after seeing action in just three games . . . one of 12 true freshmen to see action in 2018 . . . attended Avon Old Farms Prep School for one semester following high school career . . . enrolled in 2018 spring semester and participated in spring practice.

**2020 Honors** - - Preseason first-team All-Big Ten punt return specialist by Phil Steele.

**2019 Honors** - - First-team All-Big Ten punt return specialist by Phil Steele . . .

**2019** - - Saw action in all 13 games, with two starts . . . led team in receptions and ranked third in receiving yards (46-439), with two touchdowns . . . averaged 10.7 yards on nine punt returns . . . saw action in 38-14 win over Miami as offense gained 213 net rushing yards and 465 yards total offense . . . one reception for 45 yards to set up a touchdown, along with one rushing attempt for two yards . . . also had two punt returns for 16 yards . . . saw action in 30-0 win over Rutgers as offense gained 438 yards total offense . . . three receptions for 21 yards, with a long of 12 yards . . . also had two punt returns for 11 yards . . . one of three wide receivers in starting line-up in 18-17 win at Iowa State . . . led team with career-best five receptions for 43 yards at Iowa State, with a long of 18 yards . . . one punt return for 15 yards at Iowa State, which led to Iowa's only touchdown . . . saw action in 48-3 win over Middle Tennessee as offense gained 644 yards total offense . . . two receptions for 39 yards vs. MTSU, with a long of 35 yards . . . saw action in 10-3 loss at #18 Michigan . . . career-best six receptions for 46 yards at Michigan . . . career-best four punt returns for 54 yards at Michigan, including a long of 17 yards . . . saw action in 17-12 loss to #9 Penn State . . . career-high seven receptions for 55 yards vs. PSU, with a long of 18 yards . . . saw action in 26-20 win over Purdue . . . six receptions for 31 yards vs. Purdue, with a long of 13 yards . . . started at wide receiver in 20-0 win at Northwestern, recording one reception for four yards . . . saw action in 24-22 loss at #16 Wisconsin . . . six receptions for 32 yards at Wisconsin, including three-yard reception for first career touchdown . . . saw action in 23-19 win over #7 Minnesota . . . two receptions for 30 yards vs. Minnesota, including 21-yard scoring reception on Iowa's first drive of the game . . . saw action in 19-10 win over Illinois as offense gained 387 yards total offense . . . two receptions for 27 yards vs. Illinois, with a long of 18 . . . saw action in 27-24 win at Nebraska . . . three receptions for 12 yards at Nebraska . . . saw action in 49-24 Holiday Bowl win over #22 USC . . . two receptions for 54 yards vs. USC, with a long of 30 yards.

**2018** - - Saw action in three games, recording one reception for seven yards . . . saw action in 38-14 win over Northern Iowa as offense gained 545 yards total offense . . . first career reception for seven yards vs. UNI.

**High school honors** - - Two-time Male Athlete of the Year in New Haven . . . earned All-New England recognition at prep school . . . earned all-state honors for final three high school seasons after starting as a wide receiver as a freshman . . . named to Walter Camp all-state team as a junior and senior . . . **Career** - - Four-year football letterman as wide receiver and defensive back, helping prep team win 26 games in final three seasons . . . career totals include 3,345 receiving yards in four seasons . . . set state record for career receptions (222) . . . 46 receptions for 923 yards and nine touchdowns in prep school . . . as a senior recorded 59 receptions for 988 yards . . . totaled 1,591 all-purpose yards and scored 13 touchdowns . . . added 41 tackles and two interceptions on defense . . . collected 64 receptions for 903 yards as a junior, totaling 1,708 all-purpose yards . . . as a sophomore recorded 71 receptions for 1,036 yards and 14 touchdowns . . . 28 receptions for 418 yards and two touchdowns as a freshman . . . also participated in lacrosse and indoor track as a prep . . . holds

school lacrosse records for career assists (109) and points (180) ... earned all-state recognition in track on 4 x 400-meter relay unit ... team captain as a senior.

**Personal** -- Born 1/26/99 ... sport and recreation management major ... National Honor Society ... parents are Josanna and Gianni Ragaini ... high school coach was Tom Marcucci ... prep school coach was Bill Mella.

#### Career Receiving Bests

Receptions: \_\_\_\_\_ 7 vs. Penn State, 10/12/19  
Yards: \_\_\_\_\_ 55 vs. Penn State, 10/12/19  
Long: \_\_\_\_\_ 45 vs. Miami, 8/31/19  
Touchdowns: \_\_\_\_\_ 1, twice, last vs. Minnesota, 11/16/19

#### Career Rushing Bests

Attempts: \_\_\_\_\_ 1 vs. Miami, 8/31/19  
Yards: \_\_\_\_\_ 2 vs. Miami, 8/31/19  
Long: \_\_\_\_\_ 2 vs. Miami, 8/31/19

#### Career Punt Return Bests

Attempts: \_\_\_\_\_ 4 at Michigan, 10/5/19  
Yards: \_\_\_\_\_ 54 at Michigan, 10/5/19  
Long: \_\_\_\_\_ 17 at Michigan, 10/5/19

#### Game-By-Game Receiving Stats

| 2018            | No.      | Yds.     | TD       | Lng      |
|-----------------|----------|----------|----------|----------|
| N. Ill.         | 0        | 0        | 0        | ---      |
| IA State        | DNP      |          |          |          |
| N. Iowa         | 1        | 7        | 0        | 7        |
| Wisconsin       | DNP      |          |          |          |
| at Minn.        | DNP      |          |          |          |
| at Ind.         | DNP      |          |          |          |
| Maryland        | DNP      |          |          |          |
| at PSU          | DNP      |          |          |          |
| at Purdue       | DNP      |          |          |          |
| N'western       | DNP      |          |          |          |
| at Illinois     | 0        | 0        | 0        | ---      |
| Nebraska        | DNP      |          |          |          |
| Miss. State (n) | DNP      |          |          |          |
| <b>Totals</b>   | <b>1</b> | <b>7</b> | <b>0</b> | <b>7</b> |

| 2019          | No.       | Yds.       | TD       | Lng       |
|---------------|-----------|------------|----------|-----------|
| Miami         | 1         | 45         | 0        | 45        |
| Rutgers       | 3         | 21         | 0        | 12        |
| at IA State   | 5         | 43         | 0        | 18        |
| MTSU          | 2         | 39         | 0        | 35        |
| at Mich       | 6         | 46         | 0        | 11        |
| Penn State    | 7         | 55         | 0        | 18        |
| Purdue        | 6         | 31         | 0        | 13        |
| at N'western  | 1         | 4          | 0        | 4         |
| at Wisconsin  | 6         | 32         | 1        | 10        |
| Minnesota     | 2         | 30         | 1        | 21        |
| Illinois      | 2         | 27         | 0        | 18        |
| at Nebraska   | 3         | 12         | 0        | 10        |
| USC (n)       | 2         | 54         | 0        | 30        |
| <b>Totals</b> | <b>46</b> | <b>439</b> | <b>2</b> | <b>45</b> |

#### Rushing Stats

| 2019          | Att.     | Yds.     | TD       | Lng      |
|---------------|----------|----------|----------|----------|
| Miami         | 1        | 2        | 0        | 2        |
| Rutgers       | 0        | 0        | 0        | ---      |
| at IA State   | 0        | 0        | 0        | ---      |
| MTSU          | 0        | 0        | 0        | ---      |
| at Mich       | 0        | 0        | 0        | ---      |
| Penn State    | 0        | 0        | 0        | ---      |
| Purdue        | 0        | 0        | 0        | ---      |
| at N'western  | 0        | 0        | 0        | ---      |
| at Wisconsin  | 0        | 0        | 0        | ---      |
| Minnesota     | 0        | 0        | 0        | ---      |
| Illinois      | 0        | 0        | 0        | ---      |
| at Nebraska   | 0        | 0        | 0        | ---      |
| <b>Totals</b> | <b>1</b> | <b>2</b> | <b>0</b> | <b>2</b> |

#### Punt Return Stats

| 2019          | No.      | Yds.      | TD       | Lng       |
|---------------|----------|-----------|----------|-----------|
| Miami         | 2        | 16        | 0        | 11        |
| Rutgers       | 2        | 11        | 0        | 16        |
| at IA State   | 1        | 15        | 0        | 15        |
| MTSU          | 0        | 0         | 0        | ---       |
| at Mich       | 4        | 54        | 0        | 17        |
| Penn State    | 0        | 0         | 0        | ---       |
| Purdue        | 0        | 0         | 0        | ---       |
| at N'western  | 0        | 0         | 0        | ---       |
| at Wisconsin  | 0        | 0         | 0        | ---       |
| Minnesota     | 0        | 0         | 0        | ---       |
| Illinois      | 0        | 0         | 0        | ---       |
| at Nebraska   | 0        | 0         | 0        | ---       |
| <b>Totals</b> | <b>9</b> | <b>96</b> | <b>0</b> | <b>17</b> |

#### Career Statistics

| Receiving     | No.       | Yds.       | Avg.       | TD       | Lng       |
|---------------|-----------|------------|------------|----------|-----------|
| Redshirt      | 1         | 7          | 7.0        | 0        | 7         |
| Freshman      | 46        | 439        | 9.5        | 1        | 45        |
| <b>Career</b> | <b>47</b> | <b>446</b> | <b>9.5</b> | <b>1</b> | <b>45</b> |

#### Career Statistics

| Rushing       | No.      | Yds.     | Avg.       | TD       | Lng      |
|---------------|----------|----------|------------|----------|----------|
| Redshirt      | 0        | 0        | ---        | 0        | ---      |
| Freshman      | 1        | 2        | 2.0        | 0        | 2        |
| <b>Career</b> | <b>1</b> | <b>2</b> | <b>2.0</b> | <b>0</b> | <b>2</b> |

#### Career Statistics

| Punt Returns  | No.      | Yds.      | Avg.        | TD       | Lng       |
|---------------|----------|-----------|-------------|----------|-----------|
| Redshirt      | 0        | 0         | ---         | 0        | ---       |
| Freshman      | 9        | 96        | 10.7        | 0        | 17        |
| <b>Career</b> | <b>9</b> | <b>96</b> | <b>10.7</b> | <b>0</b> | <b>17</b> |



#### 98 -- Chris Reames

##### Defensive Line

6-7, 255, Redshirt Freshman  
Van Meter, Iowa (Van Meter HS)

**2019** -- Redshirted ... did not see any game action.

**High school honors** -- Named district defensive Most Valuable Player as a senior ... earned first-team all-state honors on defense as a junior and senior ... named first-team all-district on defense as a junior and senior ... **Career** -- Four-year football letterman at defensive end and tight end ... holds school record for sacks in a season (10 as a junior) ... helped prep team post four-year record of 46-4, including state championship as a junior ... team reached state semifinals as freshman, sophomore, and senior ... recorded 42 tackles, 11 tackles for loss, and two sacks as a senior, with two receptions for 33 yards and two touchdowns ... 57 tackles as a junior, including 21 tackles for loss and 10 sacks, to go with one pass reception for nine yards ... collected 9.5 tackles as a sophomore, including three tackles for loss and two sacks ... team captain as a senior ... also lettered in baseball and track.

**Personal** -- Born 3/16/01 ... pre-business major ... four-time member of Academic All-District team ... parents are Janine and Kelly Reames ... high school coach was Eric Trudo.



#### 78 -- Mason Richman

##### Offensive Line

6-6, 289, Freshman  
Leawood, Kan. (Blue Valley HS)

**Hawk Item** -- Enrolled for 2020 spring semester.

**High School Honors** -- Earned first-team all-state honors as a senior ... first-team all-conference and named to Elite 81 ... finalist for Class 6A Defensive Player of the Year ... second-team all-conference as a junior ... **Career** -- Earned three letters in football while helping team advance to state playoffs three straight seasons ... team captain as a senior ... recorded 48 tackles in nine games as a senior, with 12 tackles for loss, three sacks and 12 pressures ... also recorded five blocked kicks and recorded one safety ... had 45 tackles in seven games as a junior, with nine tackles for loss and five sacks ... had nine tackles in three games as a sophomore ... also lettered in basketball.

**Personal** -- Born 5/7/02 ... sport and recreation management major ... three-time member of prep Honor Roll ... parents are Kathryn Richman Wallace and John Richman ... high school coach was Allen Terrell.



**22 - \*Terry Roberts**  
**Defensive Back**  
**5-10, 177, Sophomore**  
**Erie, Pa. (Cathedral Prep)**

**2019** - - Saw action in 12 games, recording three solo tackles and eight assists . . . saw first action of career in 38-14 win over Miami, recording one solo tackle and one assist as defense allowed just 59 net rushing yards . . . saw action in 30-0 win over Rutgers, recording one assisted tackle as defense allowed just 125 yards total offense . . . saw action in 18-17

win at Iowa State, but had no statistics . . . punt coverage in fourth quarter played a part in ISU's second fumble of the game recovered by Iowa . . . saw action in 48-3 win over Middle Tennessee, but had no statistics as defense allowed just 216 yards total offense . . . saw action in 10-3 loss at #18 Michigan, recording one solo tackle and one assist . . . saw action in 17-12 loss to #9 Penn State, recording two assisted tackles . . . saw action in 26-20 win over Purdue, recording two assisted tackles as defense allowed just 33 net rushing yards . . . saw action in 20-0 win at Northwestern, but had no statistics as defense allowed just 64 net rushing yards and 202 yards total offense . . . did not see action in 24-22 loss at #16 Wisconsin . . . saw action in 23-19 win over #7 Minnesota, recording one solo tackle as defense allowed just 63 net rushing yards . . . saw action in 19-10 win over Illinois, recording one assisted tackle . . . saw action in 27-24 win at Nebraska, but had no statistics . . . saw action in 49-24 Holiday Bowl win over #22 USC, but had no statistics as defense allowed just 22 net rushing yards.

**2018 Honors** - - Team Leader Award, special teams . . . **2018** - - Redshirted . . . did not see any game action.

**High school honors** - - Earned first-team all-state, all-district and all-region honors as a senior as defensive back and wide receiver . . . earned first-team all-state, all-region, and all-district honors on defense as a junior . . . **Career** - - Three-year football letterman as defensive back and wide receiver and kick return specialist . . . prep team won state championships as a junior and senior after finishing as runner-up during sophomore season . . . three-year team record of 42-2, with undefeated seasons as a junior and senior . . . holds school record for receiving yards in a season with 1,237 yards . . . recorded 42 receptions for 1,237 yards and 16 touchdowns as a senior . . . on defense as a senior recorded 25 tackles, five interceptions, and seven pass break-ups . . . 13 receptions for 192 yards and two touchdowns as a junior, with 32 tackles and two interceptions on defense . . . recorded 23 tackles and four interceptions as a sophomore . . . averaged 15.7 yards on 13 punt returns and 24.9 yards on 11 kickoff returns as a senior . . . 20.2 yard average on five punt returns as a junior, with one touchdown, while averaging 19 yards on 13 kickoff returns.

**Personal** - - Born 8/8/2000 . . . sport and recreation management major . . . father is Terry Roberts . . . high school coach was Michael Mischler.

#### Career Bests


Tackles: \_\_\_\_\_ 2, four times, last vs. Purdue, 10/19/19  
 Solos: \_\_\_\_\_ 1, three times, last vs. Minnesota, 11/16/19  
 Assists: \_\_\_\_\_ 2, twice, last vs. Purdue, 10/19/19

#### Game-By-Game Defensive Stats

| 2019              | Solo-Ast. | 2019                | Solo-Ast.  |
|-------------------|-----------|---------------------|------------|
| Miami _____       | 1-1       | at N'western _____  | 0-0        |
| Rutgers _____     | 0-1       | at Wisconsin _____  | DNP        |
| at IA State _____ | 0-0       | Minnesota _____     | 1-0        |
| MTSU _____        | 0-0       | Illinois _____      | 0-1        |
| at Mich _____     | 1-1       | at Nebraska _____   | 0-0        |
| Penn State _____  | 0-2       | USC (n) _____       | 0-0        |
| Purdue _____      | 0-2       | <b>Totals _____</b> | <b>3-8</b> |

#### Career Statistics

**Defense \_ Solo \_ Ast. \_ Total T/Loss \_ Sacks Int-Yds. PBU \_ QBH FF \_ RF**  
 Freshman \_ 3 \_ 8 \_ 11 \_ 0/0 \_ 0/0 \_ 0-0 \_ 0 \_ 0 \_ 0 \_ 0



**10 - \*\*Mekhi Sargent**  
**Running Back**  
**5-9, 209, Senior**  
**Key West, Florida (Key West HS)**  
**Iowa Western CC**

**Hawk Item** - - Named to 2020 Leadership Group . . . ranks 31st in career rushing with 1,308 yards . . . ranked seventh in the Big Ten in rushing touchdowns (9) and 10th in total touchdowns (10) in 2018 . . . ranked in the top 15 in the Big Ten in yards per carry, rushing yards and rushing yards per game in

2018 . . . scored multiple touchdowns in four games . . . joined Iowa program after playing one season at Iowa Western Community College in 2017 and redshirting in 2016.

**2020 Honors** - - Named to Doak Walker Award preseason Watch List.

**2019 Honors** - - Doak Walker Award preseason Watch List . . . preseason fourth-team All-Big Ten by Athlon Sports . . . **2019** - - Saw action in all 13 games, with eight starts . . . ranked second on the team in rushing attempts, yards and touchdowns (119-563-4) . . . also had 14 receptions for 138 yards . . . started at running back in 38-14 win over Miami . . . led team with 156 yards total offense vs. Miami . . . 14 rushing attempts for 91 yards, including a two-yard touchdown, and a long of 17 yards vs. Miami . . . four receptions for 65 yards vs. Miami, including a long of 41 yards to set up a touchdown . . . started at running back in 30-0 win over Rutgers as offense gained 438 yards total offense . . . 13 attempts for 59 rushing yards vs. Rutgers, along with two receptions for 12 yards . . . started at running back in 18-17 win at Iowa State . . . 13 rushing attempts for 58 yards at Iowa State, with a long of 22 yards . . . also had three receptions for 25 yards, with a long of 14 yards . . . started at running back in 48-13 win over Middle Tennessee as offense gained 644 yards total offense . . . rushed 14 times for 91 yards vs. MTSU, including a four-yard touchdown . . . started at running back in 10-3 loss at #18 Michigan . . . rushed seven times for 12 yards at Michigan and had two receptions for 21 yards . . . started at running back in 17-12 loss to #9 Penn State . . . rushed nine times for 18 yards and had one reception for 10 yards vs. PSU . . . started at running back in 26-20 win over Purdue . . . rushed 13 times for 68 yards vs. Purdue, including 14-yard touchdown in the fourth quarter . . . started at running back in 20-0 win at Northwestern . . . 15 attempts for 46 yards and a touchdown at Northwestern, along with one reception for six yards . . . touchdown came on a one-yard run in the third quarter . . . saw action in 24-22 loss at #16 Wisconsin . . . four rushing attempts for 21 yards at Wisconsin . . . saw action in 23-19 win over #7 Minnesota . . . six rushing attempts for 18 yards vs. Minnesota . . . saw action in 19-10 win over Illinois, with one rushing attempt for six yards as offense gained 387 yards total offense . . . saw action in 27-24 win at Nebraska . . . eight rushing attempts for 55 yards at Nebraska, with a long of 30 yards, along with one reception . . . saw action in 49-24 Holiday Bowl win over #22 USC . . . two rushing attempts for 20 yards vs. USC.

**2018** - - Saw action in all 13 games while starting the final four games . . . led team in rushing attempts, yards and rushing touchdowns (159-745-9) . . . 17 receptions for 156 yards and one touchdown . . . rushed 12 times for 40 yards in 33-7 win over Northern Illinois and had one reception for six yards . . . rushed 11 times for 25 yards in 13-3 win over Iowa State . . . scored the only touchdown of the game on a two-yard run in the fourth quarter . . . rushed 15 times for 72 yards and two touchdowns, while only pass reception covered 48 yards in 38-14 win over Northern Iowa . . . scoring runs covered two and 10 yards . . . rushed six times for 14 yards in 28-17 loss to #18 Wisconsin . . . rushed 9 times for 33 yards and one touchdown in 48-31 win at Minnesota . . . two-yard scoring run for final points of the game . . . 10 rushing attempt for 59 yards, with a long of 18 yards in 42-16 win at Indiana, along with two receptions for 20 yards, including a long of 21 yards . . . rushed 10 times for 54 yards in 23-0 win over Maryland, with a long of 14 yards . . . career-bests in rushing attempts and yards with 16 carries for 91 yards in 30-24 loss at #17 Penn State, with a long of 23 yards . . . also had one reception for 15 yards . . . 10 rushing attempts for 39 yards in 38-36 loss at Purdue, with a long of six yards . . . scored two touchdowns at Purdue, each on a one-yard run . . . also had career-best four receptions for 33 yards . . . started at running back in 14-10 loss to Northwestern . . . rushed 10 times for 27 yards and had three receptions for 19 yards vs. Northwestern . . . started at running back in 63-0 win at Illinois as offense gained 400 yards total offense . . . career-bests of 17 rushing attempts for 121 yards and two scored at Illinois, with a long of 29 yards . . . scoring runs



covered three and 29 yards... also had one reception for six yards... started at running back in 31-28 win over Nebraska as offense rushed for 226 yards and gained 419 yards total offense... surpassed 100 rushing yards for the second straight week with 26 rushes for 173 yards, both career high marks... scored on a 15-yard rush and added a five-yard reception for a touchdown... rushed for 31 of the 41 yards gained on final game-winning drive... started at running back in 27-22 Outback Bowl win over #18 Mississippi State... seven rushing attempts for minus three yards vs. MSU and one reception for four yards.

**Junior College** -- Earned first-team JUCO All-America honors... selected as NJCAA offensive co-Most Valuable Player... totaled 205 rushing attempts for 1,449 yards in 10 games... also collected 12 receptions for 91 yards while totaling 16 total touchdowns (14 rushing).

**High school honors** -- Earned All-America honors as a senior... earned first-team all-state honors as a senior after earning third-team honors as a sophomore and junior... first-team all-conference for three straight years... **Career** -- Four-year football letterman as running back and defensive back... prep team posted 16-4 record in final two seasons while advancing to state playoffs both years... holds prep records for rushing yards in a season (2,094) and career (4,821), total offense in a season (2,261) and career (4,684), touchdowns in a season (27) and career (49), and scoring in a season (172) and career (304)... team captain for three years... 171 rushing attempts for 2,094 yards and 27 touchdowns as a senior... 107 rushing attempts for 1,147 yards and 16 touchdowns as a junior... rushed for 1,080 yards and six touchdowns on 156 attempts as a sophomore... earned two letters in sprint events for prep track team.

**Personal** -- Born 10/08/97... sport and recreation management major... mother is Yolanda Gardner... high school coach was Johnny Hughes... junior college coach was Scott Strohmeier.

#### Career Rushing Bests

Attempts: 26 vs. Nebraska, 11/23/18  
Yards: 173 vs. Nebraska, 11/23/18  
Touchdowns: 2, three times, last at Illinois, 11/17/18  
Long: 32 vs. Nebraska, 11/23/18

#### Career Receiving Bests

Receptions: 4, twice, last vs. Miami, 8/31/19  
Yards: 65 vs. Miami, 8/31/19  
Touchdowns: 1 vs. Nebraska, 11/23/18  
Long: 48 vs. Northern Iowa, 9/15/18

#### 2018 Game-By-Game Stats

| Rushing         | No.        | Yds.       | TD       | Lng       | Receiving       | No.       | Yds.       | TD       | Lng       |
|-----------------|------------|------------|----------|-----------|-----------------|-----------|------------|----------|-----------|
| N. Ill.         | 12         | 40         | 0        | 7         | N. Ill.         | 1         | 6          | 0        | 6         |
| IA State        | 11         | 25         | 1        | 11        | IA State        | 0         | 0          | 0        | ---       |
| N. Iowa         | 15         | 72         | 2        | 11        | N. Iowa         | 1         | 48         | 0        | 48        |
| Wisconsin       | 6          | 14         | 0        | 5         | Wisconsin       | 0         | 1          | 0        | ---       |
| at Minn.        | 9          | 33         | 1        | 11        | at Minn.        | 0         | 0          | 0        | ---       |
| at Ind.         | 10         | 59         | 0        | 18        | at Ind.         | 2         | 20         | 0        | 21        |
| Maryland        | 10         | 54         | 0        | 14        | Maryland        | 0         | 0          | 0        | ---       |
| at PSU          | 16         | 91         | 0        | 23        | at PSU          | 1         | 15         | 0        | 15        |
| at Purdue       | 10         | 39         | 2        | 6         | at Purdue       | 4         | 33         | 0        | 17        |
| N'western       | 10         | 27         | 0        | 8         | N'western       | 3         | 19         | 0        | 10        |
| at Illinois     | 17         | 121        | 2        | 29        | at Illinois     | 1         | 6          | 0        | 6         |
| Nebraska        | 26         | 173        | 1        | 32        | Nebraska        | 3         | 4          | 1        | 5         |
| Miss. State (n) | 7          | -3         | 0        | 5         | Miss. State (n) | 1         | 4          | 0        | 4         |
| <b>Totals</b>   | <b>159</b> | <b>745</b> | <b>9</b> | <b>32</b> | <b>Totals</b>   | <b>17</b> | <b>156</b> | <b>1</b> | <b>48</b> |

#### 2019 Game-By-Game Stats

| Rushing      | No. | Yds. | TD | Lng | Receiving    | No. | Yds. | TD | Lng |
|--------------|-----|------|----|-----|--------------|-----|------|----|-----|
| Miami        | 14  | 91   | 1  | 17  | Miami        | 4   | 65   | 0  | 41  |
| Rutgers      | 13  | 59   | 0  | 16  | Rutgers      | 2   | 12   | 0  | 7   |
| at IA State  | 13  | 58   | 0  | 22  | at IA State  | 3   | 25   | 0  | 14  |
| MTSU         | 14  | 91   | 1  | 18  | MTSU         | 0   | 0    | 0  | --- |
| at Mich      | 7   | 12   | 0  | 5   | at Mich      | 2   | 21   | 0  | 22  |
| Penn State   | 9   | 18   | 0  | 5   | Penn State   | 1   | 10   | 0  | 10  |
| Purdue       | 13  | 68   | 1  | 21  | Purdue       | 0   | 0    | 0  | --- |
| at N'western | 15  | 46   | 1  | 13  | at N'western | 1   | 6    | 0  | 6   |
| at Wisconsin | 4   | 21   | 0  | 9   | at Wisconsin | 0   | 0    | 0  | --- |

|               |            |            |          |           |               |           |            |          |           |
|---------------|------------|------------|----------|-----------|---------------|-----------|------------|----------|-----------|
| Minnesota     | 6          | 18         | 0        | 7         | Minnesota     | 0         | 0          | 0        | ---       |
| Illinois      | 1          | 6          | 0        | 6         | Illinois      | 0         | 0          | 0        | ---       |
| at Nebraska   | 8          | 55         | 0        | 30        | at Nebraska   | 1         | -1         | 0        | ---       |
| USC (n)       | 2          | 20         | 0        | 19        | USC (N)       | 0         | 0          | 0        | ---       |
| <b>Totals</b> | <b>119</b> | <b>563</b> | <b>4</b> | <b>30</b> | <b>Totals</b> | <b>14</b> | <b>138</b> | <b>0</b> | <b>41</b> |

#### Career Statistics

| Rushing       | No.        | Yds.         | Avg.       | TD        | Lng       | Receiving     | No.       | Yds.       | Avg.       | TD       | Lng       |
|---------------|------------|--------------|------------|-----------|-----------|---------------|-----------|------------|------------|----------|-----------|
| Sophomore     | 159        | 745          | 4.7        | 9         | 32        | Sophomore     | 17        | 156        | 9.2        | 1        | 48        |
| Junior        | 119        | 563          | 4.7        | 4         | 30        | Junior        | 14        | 138        | 10.7       | 0        | 41        |
| <b>Career</b> | <b>278</b> | <b>1,308</b> | <b>4.7</b> | <b>13</b> | <b>32</b> | <b>Career</b> | <b>31</b> | <b>294</b> | <b>9.5</b> | <b>1</b> | <b>48</b> |



#### 64 - \*Kyler Schott (SHOT)

Offensive Line

6-2, 293, Junior

Coggan, Iowa (North Linn HS)

**Hawk Item** -- Earned scholarship beginning spring semester, 2020.


**2019** -- Saw action in eight games, with six starts at right guard... missed five games due to injury... saw action in 38-14 win over Miami as offense gained 213 net rushing yards and 465 yards total offense... started at right guard for first career start in 30-0 win over Rutgers as offense gained 438 yards total offense... started at right guard in 18-17 win at Iowa State... did not see action in 48-3 win over Middle Tennessee due to injury... did not see action in 10-3 loss at #18 Michigan due to injury... did not see action in 17-12 loss to #9 Penn State due to injury... did not see action in 26-20 win over Purdue due to injury... started at right guard and played every offensive down in 24-22 loss at #16 Wisconsin... started at right guard and played every offensive down in 23-19 win over #7 Minnesota... started at right guard and played every offensive down in 19-10 win over Illinois as offense gained 387 yards total offense... started at left guard and played every offensive down in 27-24 win at Nebraska... started at right guard and played every offensive down in 49-24 Holiday Bowl win over #22 USC.

**2018** -- Saw action in 33-7 win over Northern Illinois as offense gained 209 net rushing yards.

**2017** -- Redshirted after joining the program as a walk-on.

**High school honors** -- Earned first-team all-state honors as a senior... earned first-team all-district honors three straight years, including being named district MVP as a senior... **Career** -- Four-year football letterman as offensive lineman and linebacker... team captain as a junior and senior... also lettered in wrestling (4), track (2) and baseball (2).

**Personal** -- Born 10/27/98... criminology, law and justice major... parents are Dawn and David Schott... high school coach was Jared Collum.



**74 - - \*Austin Schulte**  
**Defensive Line**  
**6-4, 283, Senior**  
**Pella, Iowa (Pella)**

**Hawk Item** -- Named to 2020 Leadership Group.

**2019 Honors** -- Comeback Player of the Year, defense ... **2019** -- Saw action in all 13 games, with two starts ... collected four solo tackles and eight assists, with one sack and one QB pressure ... saw first action of career in 38-14 win over Miami, but had no statistics as defense allowed just 59 net rushing yards ... saw action in 30-0 win over Rutgers, but had no statistics as defense allowed just 125 yards total offense ... saw action in 18-17 win at Iowa State, recording one solo tackle and one assist for first career statistics ... started at defensive tackle in 48-3 win over Middle Tennessee for first career start as defense allowed just 216 yards total offense ... recorded two assisted tackles vs. MTSU ... started at defensive tackle in 10-3 loss at #18 Michigan, recording two assisted tackles ... saw action in 17-12 loss to #9 Penn State ... career-best four tackles vs. PSU, with one solo tackle and three assists ... totals included one solo tackle for loss ... saw action in 26-20 win over Purdue, recording one QB pressure as defense allowed just 33 net rushing yards ... saw action in 20-0 win at Northwestern, but had no statistics as defense allowed just 64 net rushing yards and 202 yards total offense ... saw action in 24-22 loss at #16 Wisconsin, but had no statistics ... saw action in 23-19 win over #7 Minnesota, but had no statistics ... saw action in 19-10 win over Illinois, recording career-best two solo tackles ... saw action in 27-24 win at Nebraska, but had no statistics ... saw action in 49-24 Holiday Bowl win over USC, but had no statistics as defense allowed just 22 net rushing yards.

**2018 Honors** -- Team Leader Award, defense ... **2018** -- Did not see any game action.

**2017** -- Did not see any game action.

**2016** -- Redshirted.

**High School honors** -- Earned third-team all-state honors as a junior by the Iowa Newspaper Association ... **Career** -- Played both linebacker and tight end while earning three letters in football ... team won state title his junior and senior seasons ... three-year combined record of 39-1 ... helped team reach state playoffs four straight years ... missed senior season after being injured in first game of the season ... recorded six solo tackles, three assists, and one pass reception before being injured ... recorded 36 solo tackles and 35 assists as a junior with 15.5 tackles for loss and 4.5 sacks ... had five receptions on offense for 77 yards and two touchdowns ... recorded 38 tackles as a sophomore, including 4.5 tackles for loss and 1.5 sacks ... team captain as a senior ... also lettered in basketball, baseball, and track.

**Personal** -- Born 4/08/98 ... mechanical engineering major ... earned academic all-district recognition ... parents are Matthew Schulte, and the late Carol Schulte ... one of two players from Pella on Iowa roster ... attended same high school as OL Nick DeJong ... high school coach was Jay McKinstrey.

#### Career Bests

Tackles: \_\_\_\_\_ 4 vs. Penn State, 10/12/19  
 Solos: \_\_\_\_\_ 2 vs. Illinois, 11/23/19  
 Assists: \_\_\_\_\_ 3 vs. Penn State, 10/12/19  
 Tackles for Loss: \_\_\_\_\_ 1 vs. Penn State, 10/12/19  
 QB Pressure: \_\_\_\_\_ 1 vs. Purdue, 10/19/19

#### Game-By-Game Defensive Stats

| 2019        | Solo-Ast. | 2019          | Solo-Ast.  |
|-------------|-----------|---------------|------------|
| Miami       | 0-0       | at N'western  | 0-0        |
| Rutgers     | 0-0       | at Wisconsin  | 0-0        |
| at IA State | 1-1       | Minnesota     | 0-0        |
| MTSU        | 0-2       | Illinois      | 2-0        |
| at Mich     | 0-2       | at Nebraska   | 0-0        |
| Penn State  | 1-3       | USC (n)       | 0-0        |
| Purdue      | 0-0       | <b>Totals</b> | <b>4-8</b> |

#### Career Statistics

| Defense | Solo | Ast. | Total | T/Loss | Sacks | Int-Yds. | PBU | QBH | FF | RF |
|---------|------|------|-------|--------|-------|----------|-----|-----|----|----|
| Junior  | 4    | 8    | 12    | 1/2    | 1/2   | 0-0      | 0   | 1   | 0  | 0  |



**48 - - Bryce Schulte**  
**Tight End**  
**6-3, 241, Junior**  
**Cedar Rapids, Iowa (Xavier HS)**

**Hawk Item** -- Earned Dean's List recognition, fall, 2018, fall, 2019, and spring, 2020.

**2019 Honors** -- Academic All-Big Ten for second year ... **2019** -- Did not see any game action.

**2018 Honors** -- Academic All-Big Ten ... **2018** -- Saw action in 33-7 win over Northern Illinois, but had no statistics as offense rushed for 209 net yards.

**2017** -- Redshirted after joining the program as a walk-on.

**High school honors** -- Earned first-team all-state honors by the Iowa Newspaper Association as a senior, along with first-team all-metro and all-district honors ... first-team all-district and all-metro as a junior ... second-team all-district and all-metro as a sophomore ... District Player of the Year as a junior and senior ... **Career** -- Four-year letterman at quarterback and linebacker ... team captain as a senior ... holds school records for passing yards, touchdowns and completion percentage ... helped prep team reach state playoffs four straight years, with combined record of 42-6 ... held top quarterback rating in the state as a senior (192.6), while passing for 1,598 yards and 22 touchdowns, with two interceptions ... also earned four letters in baseball, basketball and track.

**Personal** -- Born 9/23/98 ... political science major ... parents are Sherry and Duane Schulte ... brother of WR Quinn Schulte ... one of four players from Cedar Rapids on Iowa roster ... attended same high school as DL Ethan Hurkett, WR Quinn Schulte and OL Josh Volk ... high school coach was his father, Duane Schulte.



**30 - - Quinn Schulte**  
**Defensive Back**  
**6-1, 197, Redshirted Freshman**  
**Cedar Rapids, Iowa (Xavier HS)**


**Hawk-Item** -- Dean's List, fall, 2019, and spring, 2020.

**2019** -- Redshirted after joining the program as a walk-on.

**High school honors** -- Named to participate in Iowa Shrine Bowl ... one of three finalists for Des Moines Register Player of the Year for all classes as a senior ... finalist for Gatorade Player of the Year for all classes ... captain of Class 3A all-state team ... first-team all-state as at large/utility player as a senior ... all-area Player of the Year as a senior ... first-team all-area, all-metro and all-district as a senior ... named KCRG-TV and KGYM radio Athlete of the Week for performance in Class 3A state championship game as a senior, totaling 428 yards total offense with four total touchdowns, seven tackles and interception on final play of the game ... one of three finalists for Des Moines Register Player of the Year for all classes as a junior ... named to Des Moines Register Elite all-state first-team as a defensive back as a junior and senior ... first-team all-state in Class 3A by Des Moines Register and Iowa Newspaper Association as a junior ... District Offensive Player of the Year as a junior and senior ... first-team all-area, all-metro and all-district as a junior ... first-team all-district and second-team all-metro as a sophomore ... **Career** -- Member of five state championship teams as a prep ... three-year football letterman as quarterback, wide receiver and defensive back ... prep football team won Class 3A state championships as a junior and senior, after reaching state semifinals as a sophomore ... helped prep team post three-year record of 37-1, including undefeated seasons (13-0) as a junior and senior ... held the top quarterback rating in the state for Class 3A as a junior and senior ... holds school records for touchdowns in a game, season

and career, and career points (288) . . . holds records for rushing touchdowns in a season and career . . . holds records for total offense in a game (428 yards), season (2,952), and career (5,773) . . . holds record for completion percentage in a game (100%) and ranks second in career completion percentage (67%) and career interceptions (10) . . . career totals include 198-295 pass attempts (67%) for 3,059 yards and 39 touchdowns, with four interceptions . . . rushing totals include 341 attempts for 2,132 yards and 43 touchdowns, with a long of 85 yards . . . receiving totals include 54 receptions for 582 yards and five touchdowns, with a long of 48 yards . . . career total offense includes 5,773 yards and 87 touchdowns . . . career defense includes 94 tackles, 10 interceptions for 98 yards, two caused fumbles, two recovered fumbles, nine pass break-ups and two tackles for loss . . . as a senior completed 112-169 pass attempts for 1,839 yards and 25 touchdowns, with three interceptions . . . rushed 166 times for 1,077 yards and 23 touchdowns, and had two receptions for 36 yards . . . 29 tackles and four interceptions on defense, with two caused fumbles, two recovered fumbles, and nine pass break-ups . . . as a junior completed 83-123 attempts for 1,202 yards and 13 touchdowns, with one interception . . . rushed 162 times for 968 yards and 20 touchdowns . . . 41 tackles, five interceptions and four pass break-ups as a junior . . . started at wide receiver and defensive back as a sophomore . . . 52 receptions for 546 yards and five touchdowns as a junior, with 13 rushing attempts for 87 yards and 22 tackles and one interception on defense . . . football team captain as a senior . . . also lettered in basketball, baseball, and track . . . basketball team captain as a junior and senior . . . prep team won state basketball title his freshman and sophomore seasons . . . Most Valuable Defensive Player as a sophomore, junior, and senior . . . basketball team placed third in state as a junior . . . honorable mention all-conference in basketball as a junior . . . member of Class 3A state championship baseball team as a senior . . . first-team all-conference infielder and second-team all-Northeast Iowa (Iowa Baseball Coaches Association) as a senior . . . honorable mention all-conference in baseball as a junior, helping team win conference title with 30-10 overall record . . . member of sprint medley relay unit that set school record in track . . . honorable mention all-conference after placing in district meet in the long jump.

**Personal** - - Born 10/18/2000 . . . pre-medicine major . . . member of National Honor Society . . . earned academic all-state honors in football and basketball . . . parents are Sherry and Duane Schulte . . . brother of TE Bryce Schulte . . . one of four players from Cedar Rapids on Iowa roster . . . attended same high school as DL Ethan Hurkett, TE Bryce Schulte and OL Josh Volk . . . high school coach was his father, Duane Schulte.



**99 - - \*Noah Shannon**  
**Defensive Line**  
**6-0, 288, Sophomore**  
**Aurora, Ill. (Oswego HS)**

**2019** - - Saw action in seven games, recording two solo tackles and three assists, with one forced and one recovered fumble . . . saw first action of career in 38-14 win over Miami, recording one assisted tackle as defense allowed just 59 net rushing yards . . . saw action in 30-0 win over Rutgers as defense allowed just 125 yards total offense . . . recorded one solo

tackle vs. Rutgers, causing and recovering a fumble in the process . . . did not see action in 18-17 win at Iowa State . . . saw action in 48-3 win over Middle Tennessee, recording one solo tackle as defense allowed just 216 yards total offense . . . did not see action in 10-3 loss at #18 Michigan . . . did not see action in 17-12 loss to #9 Penn State . . . saw action in 26-20 win over Purdue, but had no statistics as defense allowed just 33 net rushing yards . . . saw action in 20-0 win at Northwestern, recording one assisted tackle as defense allowed just 64 net rushing yards and 202 yards total offense . . . did not see action in 24-22 loss at #16 Wisconsin . . . saw action in 23-19 win over #7 Minnesota, but had no statistics . . . did not see action in 19-10 win over Illinois . . . saw action in 27-24 win at Nebraska, recording one assisted tackle . . . did not see action in 49-24 Holiday Bowl win over USC.

**2018** - - Redshirted . . . did not see any game action.

**High school honors** - - Named to Champaign News-Gazette all-state team as a senior . . . named team MVP as both a junior and senior . . . first-team all-conference and all-state as a senior . . . second-team all-conference and all-state as a junior . . . earned all-conference honors as a sophomore . . . **Career**

- - Played both tackle and end on defense and guard and tackle on offense . . . prep team posted 21-3 record his final two seasons, winning conference title his sophomore and senior seasons . . . team reached state playoffs three straight seasons . . . recorded 46 tackles as a senior, with 15 tackles for loss, eight sacks and two forced fumbles . . . collected 56 tackles as a junior, including 11 tackles for loss and 3.5 sacks, to go with five forced fumbles and three pass break-ups . . . totaled 48 tackles as a sophomore, including seven tackles for loss, two sacks and two forced fumbles . . . team captain as junior and senior . . . also lettered in baseball.

**Personal** - - Born 3/16/2000 . . . enterprise leadership major . . . member of prep Honor Roll . . . parents are Sarah Real and Johann Shannon . . . high school coach was Brian Cooney.

#### Career Bests

Tackles: \_\_\_\_\_ 1, five times, last at Nebraska, 11/29/19  
Solos: \_\_\_\_\_ 1, twice, last vs. Middle Tennessee, 9/28/19  
Assists: \_\_\_\_\_ 1, twice, last at Nebraska, 11/29/19  
Forced Fumble: \_\_\_\_\_ 1 vs. Rutgers, 9/7/19  
Recovered Fumble: \_\_\_\_\_ 1 vs. Rutgers, 9/7/19

#### Game-By-Game Defensive Stats

| 2019        | Solo-Ast. | 2019          | Solo-Ast.  |
|-------------|-----------|---------------|------------|
| Miami       | 0-1       | at N'western  | 0-1        |
| Rutgers     | 1-0       | at Wisconsin  | DNP        |
| at IA State | DNP       | Minnesota     | 0-0        |
| MTSU        | 1-0       | Illinois      | DNP        |
| at Mich     | DNP       | at Nebraska   | 0-1        |
| Penn State  | DNP       | USC (n)       | DNP        |
| Purdue      | 0-0       | <b>Totals</b> | <b>2-3</b> |

#### Career Statistics

**Defense \_ Solo \_ Ast. \_ Total T/Loss \_ Sacks Int-Yds. PBU \_ QBH FF \_ RF**  
Freshman \_ 2 \_ 3 \_ 5 \_ 0/0 \_ 0/0 \_ 0-0 \_ 0 \_ 0 \_ 1 \_ 1



**10 - - \*Caleb Shudak**  
**Kicker**  
**5-8, 178, Senior**  
**Council Bluffs, Iowa (Lewis Central HS)**

**Hawk Item** - - Granted scholarship for spring semester, 2020 . . . earned Dean's List recognition, fall, 2018, spring, 2019, fall, 2019, and spring, 2020, along with President's List, spring, 2020.

**2019 Honors** - - Academic All-Big Ten for third year . . . Big Ten Distinguished Scholar. **2019** - - Handled all

kickoff duties throughout the season . . . averaged 58.2 yards on 75 kickoffs, with 31 touchbacks and one kick out of bounds, and opponents averaging 17.2 yards per return . . . handled all kickoff duties in 38-14 win over Miami . . . averaged 63.9 yards on seven kickoffs, with five touchbacks . . . handled all kickoff duties in 30-0 win over Rutgers . . . averaged 65 yards on six kickoffs, with five touchbacks . . . handled all kickoff duties in 48-3 win over Middle Tennessee, averaging 61.2 yards . . . one touchback vs. MTSU, with opponent making eight fair catches . . . handled all kickoff duties in 10-3 loss at #18 Michigan, averaging 60 yards on two kickoffs . . . handled all kickoff duties in 17-12 loss to #9 Penn State, averaging 52.8 yards on four kickoffs . . . handled all kickoff duties in 26-20 win over Purdue . . . averaged 57.1 yards on seven kickoffs vs. Purdue, with one touchback . . . handled all kickoff duties in 20-0 win at Northwestern . . . averaged 63 yards on five kickoffs at Northwestern, with two touchbacks . . . handled all kickoff duties in 24-22 loss at #16 Wisconsin . . . averaged 64.2 yards on six kickoffs at Wisconsin, with three touchbacks . . . also recorded one solo tackle . . . handled all kickoff duties in 23-19 win over #7 Minnesota . . . averaged 64.6 yards on five kickoffs, with two touchbacks . . . also recorded one solo tackle on special teams . . . handled all kickoff duties in 19-10 win over Illinois . . . averaged 64.2 yards on five kickoffs vs. Illinois, with four touchbacks . . . handled all kickoffs in 27-24 win at Nebraska . . . averaged 51 yards on six kickoffs at Nebraska, with one touchback . . . handled all kickoff duties in 49-24 Holiday Bowl win over #22 USC . . . averaged 61.4 yards on eight kickoffs, with six touchbacks.



**2018 Honors** -- Academic All-Big Ten for second year ... **2018** -- Saw action in just one game, converting his only PAT attempt ... saw first action of career in 63-0 win at Illinois, connecting on his only PAT attempt.

**2017 Honors** -- Academic All-Big Ten ... **2017** -- Did not see any game action.

**2016** -- Redshirted after joining the team as a walk-on.

**High School honors** -- Earned second team all-state honors as a senior, along with first team all-city and second team all-district honors ... first team all-district, all-city and all-Western Iowa as a freshman, sophomore and junior ... honorable mention all-state as a freshman ... **Career** -- Four-year football letterman as kicker, running back, linebacker and defensive back ... team captain as a senior ... helped prep team reach state playoffs four straight years with combined 30-15 record ... connected on 5-of-8 field goals as a senior, with a long of 50 yards ... also made all 27 PAT attempts and recorded 31 touchbacks on 34 kickoffs ... recorded 21 tackles on defense and 18 receptions for 201 yards and one touchdown ... as a junior connected on 4-7 field goals, with a long of 53 yards, while making all 53 PAT kicks and recording 37 touchbacks ... also had 31 tackles and three interceptions, along with 27 receptions for 316 yards and a touchdown and 650 yards in KO returns ... as a sophomore made 7-11 field goals, with a long of 48 yards, and was 26-28 on PATs ... recorded 37 tackles on defense and 14 rushing attempts for 68 yards and nine receptions for 51 yards ... connected on 7-9 field goals as a freshman, with a long of 43 yards, and was 34-36 on PATs ... also lettered in swimming (4), tennis (2), track (1) and baseball (3).


**Personal** -- Born 11/19/97 ... civil and environmental engineering major ... National Honor Society officer ... Top Honor Roll student throughout prep career ... three-year academic letterwinner ... parents are Trudi and Jeff Shudak ... father Jeff was a PK at Iowa State ... one of three players from Council Bluffs on Iowa roster ... attended same high school as DL Logan Jones ... high school coach was Jim Duggan.

#### Career Bests

PATs: \_\_\_\_\_ 1 at Illinois, 11/17/18  
 PAT Attempts: \_\_\_\_\_ 1 at Illinois, 11/17/18

#### Career Statistics

| Scoring       | FGs        | Lng        | PATs       | Points   |
|---------------|------------|------------|------------|----------|
| Freshman      | 0-0        | ---        | 0-0        | 0        |
| Sophomore     | 0-0        | ---        | 1-1        | 1        |
| Junior        | 0-0        | ---        | 0-0        | 0        |
| <b>Career</b> | <b>0-0</b> | <b>---</b> | <b>1-1</b> | <b>1</b> |



**12 - - \*\*Brandon Smith ^**  
**Wide Receiver**  
**6-2, 215, Senior**  
**Lake Cormorant, Mississippi (Lake Cormorant HS)**

**Hawk Item** -- Named to 2020 Leadership Group ... one of 10 true freshmen to see action in 2017.

**2019** -- Saw action in nine games, missing four full games and majority of one additional game due to injury, with seven starts ... 37 receptions for 439 yards and five touchdowns ... started at wide receiver in 38-14 win over Miami as offense gained 213 net rushing yards and 465 yards total offense ... three receptions for 26 yards vs. Miami, including a nine-yard scoring reception for the first touchdown of the season ... started at wide receiver in 30-0 win over Rutgers, recording two receptions for 22 yards as offense gained 438 yards total offense ... started at wide receiver in 18-17 win at Iowa State ... four receptions for 51 yards at Iowa State ... started at wide receiver in 48-3 win over Middle Tennessee as offense gained 644 yards total offense ... reached career-bests with six receptions for 71 yards and two touchdowns vs. MTSU ... scored on receptions covering 18 and 10 yards for first multiple touchdown game of career ... started at wide receiver in 10-3 loss at #18 Michigan ... two receptions for 45 yards at Michigan, with a career-long of 34 yards ... started at wide receiver in 17-12 loss to #9 Penn State ... career-best seven receptions for 86 yards and one touchdown vs. PSU ... scoring reception covered 33 yards and was featured as one of the Plays of the Week in college football ... 86 yards also ranks as career-best ... started at

wide receiver in 26-20 win over Purdue ... career-bests with nine receptions for 106 yards vs. Purdue, with a long of 30 yards ... suffered injury on his final reception vs. Purdue and is out of action indefinitely ... did not see action in 20-0 win at Northwestern due to injury ... did not see action in 24-22 loss at #16 Wisconsin due to injury ... saw action for one play only in 23-19 win over #7 Minnesota ... did not see action in 19-10 win over Illinois due to injury ... did not see action in 27-24 win at Nebraska due to injury ... returned to action in 49-24 Holiday Bowl win over #22 USC ... four receptions for 32 yards vs. USC, including a six-yard scoring reception.

**2018 Honors** -- Coaches Appreciation Award, offense ... **2018** -- Started all 12 games in which he played, missing one game due to injury ... 28 receptions for 361 yards and two touchdowns ... one reception for 30 yards in 13-3 win over Iowa State, which led to the only touchdown of the game ... two receptions for 24 yards in 38-14 win over Northern Iowa, with a long of 16 yards ... two receptions for 24 yards in 28-17 loss to #18 Wisconsin, with a long of 14 yards ... started at wide receiver in 48-31 win at Minnesota as offense gained 420 yards total offense ... career-best five receptions for 68 yards, with a long of 26 yards ... started at wide receiver in 42-16 win at Indiana as offense gained 479 yards total offense ... three receptions for 43 yards at Indiana, with a long of 23 yards ... started at wide receiver in 23-0 win over Maryland as offense gained 224 net rushing yards ... one reception for 10 yards vs. Maryland, resulting in first career touchdown to extend lead to 13-0 just before halftime ... started at wide receiver in 30-24 loss at #17 Penn State ... four receptions for 42 yards at Penn State, with a long of 14 yards ... started at wide receiver in 38-36 loss at Purdue ... two receptions for 12 yards at Purdue, with a long of 10 yards ... started at wide receiver in 63-0 win at Illinois as offense gained 400 yards total offense ... three receptions for 39 yards at Illinois, with a long of 15 yards ... started at wide receiver in 31-28 win over Nebraska as offense rushed for 226 yards and gained 419 yards total offense ... two receptions for 36 yards and a touchdown, with a long of 21 yards ... 15-yard scoring reception on Iowa's first drive of the game ... started at wide receiver in 27-22 Outback Bowl win over #18 Mississippi State, catching three passes for 33 yards.

**2017** -- Saw action in 13 games ... saw first career reception for two yards in 31-14 win over North Texas ... saw action in 17-10 loss at Michigan State, recording one reception for eight yards ... saw action in 17-10 OT loss at Northwestern, recording one reception for five yards.

**High school honors** -- Earned first-team all-state honors as a junior and senior ... named 5A Region I Most Valuable Offensive Player of the Year as a junior and senior ... named a Dandy Dozen selection as one of top 12 players in the state as a senior ... selected to Benard Blackwell All-Star game ... earned first-team all-conference honors as a sophomore ... **Career** -- Three-year letterman as wide receiver and punter ... helped team reach state playoffs as a junior and senior with combined record of 17-10 ... holds school records for career receptions, receiving yards, and touchdowns ... high school totals include 206 receptions for 3,672 yards and 41 receiving touchdowns ... 80 receptions for 1,509 yards and 19 touchdowns as a senior, with one rushing touchdown ... totaled 1,382 yards and 15 touchdowns on 78 receptions as a junior, with one passing touchdown ... recorded 47 receptions for 750 yards and seven touchdowns as a sophomore ... team captain as a senior ... also four-year track letterman ... career best high jump of 6-8 as a senior ... won state championship in high jump (6-6) as a senior after placing second as a junior.

**Personal** -- Born 12/10/98 ... sport and recreation management major ... Honors graduate ... parents are Tyjauna and Roy Smith ... high school coach was Nick Nester.

#### Career Receiving Bests

Receptions: \_\_\_\_\_ 9 vs. Purdue, 10/19/19  
 Yards: \_\_\_\_\_ 106 vs. Purdue, 10/19/19  
 Touchdowns: \_\_\_\_\_ 2 vs. Middle Tennessee, 9/28/19  
 Long: \_\_\_\_\_ 34 at Michigan, 10/5/19

## Game-By-Game Receiving Stats

| 2017          | No.      | Yds.      | TD       | Lng      |
|---------------|----------|-----------|----------|----------|
| Wyoming       | DNP      |           |          |          |
| at IA State   | 0        | 0         | 0        | ---      |
| N. Texas      | 1        | 2         | 0        | 2        |
| PSU           | 0        | 0         | 0        | ---      |
| at MSU        | 1        | 8         | 0        | 8        |
| Illinois      | 0        | 0         | 0        | ---      |
| at N'western  | 1        | 5         | 0        | 5        |
| Minnesota     | 0        | 0         | 0        | ---      |
| Ohio State    | 0        | 0         | 0        | ---      |
| at Wisconsin  | DNP      |           |          |          |
| Purdue        | 0        | 0         | 0        | ---      |
| at Nebraska   | 0        | 0         | 0        | ---      |
| Boston C. (n) | DNP      |           |          |          |
| <b>Totals</b> | <b>3</b> | <b>15</b> | <b>0</b> | <b>8</b> |

| 2019          | No.       | Yds.       | TD       | Lng       |
|---------------|-----------|------------|----------|-----------|
| Miami         | 3         | 26         | 1        | 12        |
| Rutgers       | 2         | 22         | 0        | 14        |
| at IA State   | 4         | 51         | 0        | 28        |
| MTSU          | 6         | 71         | 2        | 18        |
| at Mich       | 2         | 45         | 0        | 34        |
| Penn State    | 7         | 86         | 1        | 33        |
| Purdue        | 9         | 106        | 0        | 30        |
| at N'western  | INJ       |            |          |           |
| at Wisconsin  | INJ       |            |          |           |
| Minnesota     | 0         | 0          | 0        | ---       |
| Illinois      | INJ       |            |          |           |
| at Nebraska   | INJ       |            |          |           |
| USC (n)       | 4         | 32         | 1        | 10        |
| <b>Totals</b> | <b>37</b> | <b>439</b> | <b>5</b> | <b>34</b> |

## Career Statistics

| Receiving     | No.       | Yds.       | Avg.        | TD       | Lng       |
|---------------|-----------|------------|-------------|----------|-----------|
| Freshman      | 3         | 15         | 5.0         | 0        | 8         |
| Sophomore     | 28        | 361        | 12.9        | 2        | 30        |
| Junior        | 37        | 439        | 11.9        | 5        | 34        |
| <b>Career</b> | <b>68</b> | <b>815</b> | <b>11.9</b> | <b>7</b> | <b>34</b> |

**6 - - \*\*Ihmir Smith-Marsette ^**

(AH-meer Smith MAR-set)

Wide Receiver

6-1, 179, Senior

Newark, New Jersey (Weequahic HS)

**Hawk Item** -- Scored touchdowns in 2019 Holiday Bowl via receiving, rushing and kickoff return, becoming second player in school history to accomplish the feat . . . career totals include 1,344 career kickoff returns yards, 1,270 career receiving yards and 220 rushing yards . . . ranks 17th with

2,834 career all-purpose yards . . . led Big Ten and ranked fourth in the nation with 29.6 yard kickoff return average on 17 returns in 2019 . . . led Big Ten and ranked second in the nation with 29.5 yard kickoff return average on 24 returns in 2018 . . . ranked 12th in the Big Ten in all-purpose yards per game (94.2) in 2018 . . . tied Holiday Bowl record for longest kickoff return (98 yards) and set record for kickoff return average (47.3 yards) in 2019 Holiday Bowl . . . set Outback Bowl record with 150 yards in kickoff returns (5 returns) in 2019 Outback Bowl . . . 98-yard kickoff return for a touchdown vs. USC ranks seventh longest in school history . . . 95-yard kickoff return for a touchdown at Nebraska in 2019 ties as eighth-longest in school history . . . one of 10 true freshmen to see action in 2017.

**2020 Honors** -- Named to Paul Hornung Award preseason Watch List . . . Biletnikoff Award preseason Watch List . . . preseason first-team All-America kick return specialist by Athlon Sports . . . preseason third-team All-America kick return specialist by Phil Steele . . . preseason first-team All-Big Ten return specialist by Athlon Sports and Phil Steele . . . preseason third-team All-Big Ten wide receiver by Pick Six Previews . . . preseason fourth-team All-Big Ten wide receiver by Athlon Sports.

| 2018            | No.       | Yds.       | TD       | Lng       |
|-----------------|-----------|------------|----------|-----------|
| N. Ill.         | 0         | 0          | 0        | ---       |
| IA State        | 1         | 30         | 0        | 30        |
| N. Iowa         | 2         | 24         | 0        | 16        |
| Wisconsin       | 2         | 24         | 0        | 14        |
| at Minn.        | 5         | 68         | 0        | 26        |
| at Ind.         | 3         | 43         | 0        | 23        |
| Maryland        | 1         | 10         | 1        | 10        |
| at PSU          | 4         | 42         | 0        | 14        |
| at Purdue       | 2         | 12         | 0        | 10        |
| N'western       | INJ       |            |          |           |
| at Illinois     | 3         | 39         | 0        | 15        |
| Nebraska        | 2         | 36         | 1        | 21        |
| Miss. State (n) | 3         | 33         | 0        | 12        |
| <b>Totals</b>   | <b>28</b> | <b>361</b> | <b>2</b> | <b>30</b> |

**2019 Honors** -- Holiday Bowl Offensive Most Valuable Player . . . named to Associated Press All-Bowl team . . . second-team All-Big Ten kickoff return specialist by Phil Steele . . . honorable mention All-Big Ten by league coaches and media . . . Team Hustle Award, offense . . . named to Paul Hornung Award preseason Watch List . . . preseason first-team All-America return specialist by Athlon Sports . . . preseason second-team All-America return specialist by Phil Steele . . . preseason first-team All-Big Ten return specialist by Athlon Sports, CollegeFootballNews.com and Phil Steele . . . **2019** -- Saw action in all 13 games, with 10 starts . . . led team in receiving yards and touchdown receptions, while ranking second in receptions (44-722-5) . . . averaged 29.6 yards on 17 kickoff returns, with two touchdowns . . . 11 rushing attempts for 108 yards and three touchdowns . . . started at wide receiver in 38-14 win over Miami as offense gained 213 net rushing yards and 465 yards total offense . . . matched career-best with four receptions for 35 yards vs. Miami, including a six-yard scoring reception . . . one rushing attempt for 16 yards and one kickoff return for 19 yards to total 70 all-purpose yards . . . started at wide receiver in 30-0 win over Rutgers as offense gained 438 yards total offense . . . four receptions for 113 yards and two touchdowns vs. Rutgers . . . touchdown receptions covered 58 yards on first series of the game, and a 23-yard score later in the game . . . started at wide receiver in 18-17 win at Iowa State . . . three receptions for 46 yards at Iowa State . . . two kickoff returns for 35 yards at Iowa State, with a long of 22 yards . . . started at wide receiver in 48-3 win over Middle Tennessee as offense gained 644 yards total offense . . . recorded four receptions for 60 yards vs. MTSU, with a long of 38 yards . . . two rushing attempts for 28 yards vs. MTSU, including a 14-yard score for first career rushing touchdown . . . also had one kickoff return for 20 yards . . . saw action in 10-3 loss at #18 Michigan . . . matched career-high with four receptions for 60 yards at Michigan, with a long of 27 yards . . . one kickoff return for 37 yards at Michigan . . . started at wide receiver in 17-12 loss to #9 Penn State . . . career-high five receptions for 72 yards vs. PSU, with a long of 36 yards . . . also had two kickoff returns for 42 yards, with a long of 29 yards . . . started at wide receiver in 26-20 win over Purdue . . . three receptions for 57 yards vs. Purdue, with a long of 32 yards . . . also had one kickoff return for 20 yards . . . started at wide receiver in 20-0 win at Northwestern . . . three receptions for 20 yards at Northwestern and one kickoff return for 26 yards . . . saw action in 24-22 loss at #16 Wisconsin . . . three receptions for 27 yards and one kickoff return for 22 yards at Wisconsin . . . started at wide receiver in 23-19 win over #7 Minnesota . . . four reception for 43 yards vs. Minnesota, including five-yard touchdown reception . . . also had one KO return for 25 yards . . . started at wide receiver in 19-10 win over Illinois as offense gained 387 yards total offense . . . career-best 121 receiving yards vs. Illinois on four receptions, with a long of 40 yards . . . also had two rushing attempts for six yards and one kickoff return for 16 yards . . . started at wide receiver in 27-24 win at Nebraska . . . 166 all-purpose yards at Nebraska, including 45 yard touchdown run and 95-yard kickoff return for a touchdown . . . 22 yard reception in final minute converted key third down on final drive to winning field goal with one second remaining . . . saw action in record-setting fashion in 49-24 Holiday Bowl win over #22 USC . . . two receptions for 46 yards and a touchdown vs. USC, along with 15 yards and one touchdown on two rushing attempts . . . scoring on six-yard rushing attempt and 12-yard reception . . . averaged 47.3 yards on three kickoff returns vs. USC, including a 98-yard touchdown, becoming second player in school history with rushing, receiving and kickoff return touchdown in a single game.

**2018 Honors** -- Named Rodgers-Dwight Return Specialist of the Year in the Big Ten . . . named first-team All-Big Ten return specialist by league media and second team by coaches . . . first-team All-Big Ten kick return specialist by Phil Steele . . . named honorable mention All-Big Ten wide receiver by league media . . . second-team All-Big Ten all-purpose by Associated Press . . . Reggie Roby Special Teams Award, overall . . . **2018** -- Saw action in 12 games, with three starts . . . 23 receptions for 361 yards and three touchdowns . . . 24 kickoff returns for 707 yards . . . started at wide receiver in 33-7 win over Northern Illinois as offense gained 209 net rushing yards . . . three receptions for 28 yards vs. NIU, along with one rushing attempt for five yards and one KO return for 27 yards . . . saw action in 13-3 win over Iowa State . . . one reception for 45 yards vs. ISU . . . did not see action in 389-14 win over Northern Iowa due to injury . . . saw action in 28-17 loss to #18 Wisconsin . . . three receptions for 58 yards vs. the Badgers, along with one rushing attempt for 20 yards . . . saw action in 48-31 win at Minnesota as offense gained 420 yards total offense . . . three receptions for career-high 78 yards and a touchdown at Minnesota . . . 60-yard scoring catch and run to give Iowa a 14-0 advantage . . . also had two kickoff returns for 83 yards, with a long of 49 yards, and one rushing attempt for six yards . . . saw action in 42-16 win at Indiana as offense gained 479 yards total offense . . . one reception for two yards at Indiana, along with two kickoff

returns for 77 yards, including a long of 60 yards . . . saw action in 23-0 win over Maryland as offense gained 224 net rushing yards . . . one pass reception for seven yards and one rushing attempt for 16 yards vs. Maryland, along with one kickoff return for 13 yards . . . saw action in 30-24 loss at #17 Penn State . . . one reception for four yards and nine yards on two rushing attempts at Penn State . . . three KO returns for 103 yards at PSU, including a long of 49 yards . . . saw action at wide receiver in 38-36 loss at Purdue . . . one pass reception for 12 yards and one rushing attempt for one yard at Purdue . . . 75 yards on three KO returns at Purdue, with a long of 40 yards . . . started at wide receiver in 14-10 loss to Northwestern . . . matched career high in receptions and yards (4-90) vs. Northwestern, including a 28-yard touchdown reception to give Iowa a third quarter advantage . . . career-best three kickoff returns for 100 yards vs. Northwestern, with a long of 43 yards, along with one rushing attempt for eight yards . . . saw action in 63-0 win at Illinois, recording one rushing attempt for six yards as offense gained 400 yards total offense . . . saw action in 31-28 win over Nebraska as offense rushed for 226 yards and gained 419 yards total offense . . . one reception for eight yards vs. Nebraska . . . four kickoff returns for 79 yards vs. Nebraska, including 27 yard return to spark Iowa's final scoring drive . . . started at wide receiver in 27-22 Outback Bowl win over #18 Mississippi State . . . matched career-best with four receptions for 29 yards vs. MSU, including 15-yard touchdown reception . . . bowl record 150 yards on five kickoff returns, setting career-bests for returns and yards.

**2017 Honors** - - Honorable mention Big Ten Conference All-Freshman team by BTN.com . . . **2017** - - Recorded 18 receptions for 187 yards and two touchdowns, along with seven rushing attempts for 41 yards and four kickoff returns for 134 yards . . . saw action in 24-3 win over Wyoming, recording one rushing attempt for four yards . . . started as wide receiver in 44-41 OT win at Iowa State at offense gained 497 yards total offense . . . four receptions for 36 yards at Iowa State, including two touchdown receptions . . . first career score came on 15-yard reception in fourth quarter . . . had second touchdown on five-yard reception in overtime to secure the Iowa win . . . also had one rushing attempt for seven yards . . . saw action in 31-14 win over North Texas as offense gained 435 yards total offense . . . one rushing attempt for no gain vs. North Texas . . . saw action in 21-19 loss to #4 Penn State, recording two receptions for 37 yards . . . saw action in 17-10 loss at Michigan State . . . one reception for 31 yards at MSU . . . saw action in 45-16 win over Illinois, recording one reception for seven yards as offense gained 441 yards total offense . . . saw action in 17-10 OT loss at Northwestern . . . two receptions for six yards at Northwestern, along with four rushing yards on two attempts . . . started at wide receiver in 17-10 win over Minnesota . . . one pass reception for eight yards and one rushing attempt for 17 yards vs. Minnesota . . . saw action in 55-24 win over #3 Ohio State, recording two receptions for seven yards as offense gained 487 yards total offense . . . also had first career kickoff return for six yards . . . started at wide receiver in 38-14 loss at #6 Wisconsin, but had no statistics . . . saw action in 24-15 loss to Purdue . . . two receptions for 29 yards vs. Purdue, with a long of 16 yards, along with one rushing attempt for four yards . . . saw action in 56-14 win at Nebraska as offense rushed for 313 yards and gained 505 yards total offense . . . three receptions for 26 yards at Nebraska, along with recovering one Iowa fumble to maintain possession . . . 74-yard kickoff return to start third quarter led to go-ahead touchdown.

**High school honors** - - Helped prep team claim 2016 state championship with 12-0 record. . . **Career** - - Lettered in both football and track . . . recorded 18 tackles on defense, with two interceptions and one touchdown . . . scored two kickoff return and one punt return touchdown as a senior . . . collected five receptions for 110 yards and two touchdowns as a junior, along with one punt return touchdown and one interception return for a touchdown . . . competes in hurdle events in track.

**Personal** - - Born 8/29/99 . . . sport and recreation management major . . . high school coach was Brian Logan.

#### Career Receiving Bests

Receptions: \_\_\_\_\_ 5 vs. Penn State, 10/12/19  
Yards: \_\_\_\_\_ 121 vs. Illinois, 11/23/19  
Touchdowns: \_\_\_\_\_ 2, twice, last vs. Rutgers, 9/7/19  
Long: \_\_\_\_\_ 60 at Minnesota, 10/6/18

#### Career Rushing Bests

Attempts: \_\_\_\_\_ 2, four times, last vs. USC, 12/27/19  
Yards: \_\_\_\_\_ 45 at Nebraska, 11/29/19  
Touchdowns: \_\_\_\_\_ 1, three times, last vs. USC, 12/27/19  
Long: \_\_\_\_\_ 45 at Nebraska, 11/29/19

#### Career KO Return Bests

Returns: \_\_\_\_\_ 5 vs. Mississippi State, 1/1/19  
Yards: \_\_\_\_\_ 150 vs. Mississippi State, 1/1/19  
Touchdown: \_\_\_\_\_ 1, twice, last vs. USC, 12/27/19  
Long: \_\_\_\_\_ 98 vs. USC, 12/27/19

#### 2017 Game-By-Game Stats

| Receiving     | No.       | Yds.       | TD       | Lng       | Rushing       | No.      | Yds.      | TD       | Lng       |
|---------------|-----------|------------|----------|-----------|---------------|----------|-----------|----------|-----------|
| Wyoming       | 0         | 0          | 0        | ---       | Wyoming       | 1        | 4         | 0        | 4         |
| at IA State   | 4         | 36         | 2        | 15        | at IA State   | 1        | 7         | 0        | 7         |
| North Texas   | 0         | 0          | 0        | ---       | N. Texas      | 1        | 0         | 0        | ---       |
| PSU           | 2         | 37         | 0        | 29        | PSU           | 0        | 0         | 0        | ---       |
| at MSU        | 1         | 31         | 0        | 31        | at MSU        | 0        | 0         | 0        | ---       |
| Illinois      | 1         | 7          | 0        | 7         | Illinois      | 0        | 0         | 0        | ---       |
| at N'western  | 2         | 6          | 0        | 7         | at N'western  | 2        | 4         | 0        | 6         |
| Minnesota     | 1         | 8          | 0        | 8         | Minnesota     | 1        | 17        | 0        | 17        |
| Ohio State    | 2         | 7          | 0        | 6         | Ohio State    | 0        | 0         | 0        | ---       |
| at Wisconsin  | 0         | 0          | 0        | ---       | at Wisconsin  | 0        | 0         | 0        | ---       |
| Purdue        | 2         | 29         | 0        | 16        | Purdue        | 1        | 4         | 0        | 4         |
| at Nebraska   | 3         | 26         | 0        | 14        | at Nebraska   | 0        | 5         | 0        | 5         |
| <b>Totals</b> | <b>18</b> | <b>187</b> | <b>2</b> | <b>31</b> | <b>Totals</b> | <b>7</b> | <b>41</b> | <b>0</b> | <b>17</b> |

#### KO Returns No. Yds. TD Lng

|               |          |            |          |           |
|---------------|----------|------------|----------|-----------|
| Wyoming       | 0        | 0          | 0        | ---       |
| at IA State   | 0        | 0          | 0        | ---       |
| North Texas   | 0        | 0          | 0        | ---       |
| PSU           | 0        | 0          | 0        | ---       |
| at MSU        | 0        | 0          | 0        | ---       |
| Illinois      | 0        | 0          | 0        | ---       |
| at N'western  | 0        | 0          | 0        | ---       |
| Minnesota     | 0        | 0          | 0        | ---       |
| Ohio State    | 1        | 6          | 0        | 6         |
| at Wisconsin  | 0        | 0          | 0        | ---       |
| Purdue        | 1        | 53         | 0        | 53        |
| at Nebraska   | 2        | 75         | 0        | 74        |
| Boston C. (n) | INJ      |            |          |           |
| <b>Totals</b> | <b>4</b> | <b>134</b> | <b>0</b> | <b>74</b> |

#### 2018 Game-By-Game Stats

| Receiving       | No.       | Yds.       | TD       | Lng       | Rushing         | No.      | Yds.      | TD       | Lng       |
|-----------------|-----------|------------|----------|-----------|-----------------|----------|-----------|----------|-----------|
| N. Ill.         | 3         | 28         | 0        | 17        | N. Ill.         | 1        | 5         | 0        | 5         |
| IA State        | 1         | 45         | 0        | 45        | IA State        | 0        | 0         | 0        | ---       |
| N. Iowa         | INJ       |            |          |           | N. Iowa         | INJ      |           |          |           |
| Wisconsin       | 3         | 58         | 0        | 13        | Wisconsin       | 1        | 20        | 0        | 20        |
| at Minn.        | 3         | 78         | 1        | 60        | at Minn.        | 1        | 6         | 0        | 6         |
| at Ind.         | 1         | 2          | 0        | 2         | at Ind.         | 0        | 0         | 0        | ---       |
| Maryland        | 1         | 7          | 0        | 7         | Maryland        | 1        | 16        | 0        | 16        |
| at PSU          | 1         | 4          | 0        | 4         | at PSU          | 2        | 9         | 0        | 5         |
| at Purdue       | 1         | 12         | 0        | 12        | at Purdue       | 1        | 1         | 0        | 1         |
| N'western       | 4         | 90         | 1        | 36        | N'western       | 1        | 8         | 0        | 8         |
| at Illinois     | 0         | 0          | 0        | ---       | at Illinois     | 1        | 6         | 0        | 6         |
| Nebraska        | 1         | 8          | 0        | 8         | Nebraska        | 0        | 0         | 0        | ---       |
| Miss. State (n) | 4         | 29         | 1        | 15        | Miss. State (n) | 0        | 0         | 0        | ---       |
| <b>Totals</b>   | <b>23</b> | <b>361</b> | <b>3</b> | <b>60</b> | <b>Totals</b>   | <b>9</b> | <b>71</b> | <b>0</b> | <b>20</b> |





| KO Returns      | No.       | Yds.       | TD       | Lng       |
|-----------------|-----------|------------|----------|-----------|
| N. Ill.         | 1         | 27         | 0        | 27        |
| IA State        | 0         | 0          | 0        | ---       |
| N. Iowa         | INJ       |            |          |           |
| Wisconsin       | 0         | 0          | 0        | ---       |
| at Minn.        | 2         | 83         | 0        | 49        |
| at Ind.         | 2         | 77         | 0        | 60        |
| Maryland        | 1         | 13         | 0        | 13        |
| at PSU          | 3         | 103        | 0        | 49        |
| at Purdue       | 3         | 75         | 0        | 40        |
| N'western       | 3         | 100        | 0        | 43        |
| at Illinois     | 0         | 0          | 0        | ---       |
| Nebraska        | 4         | 79         | 0        | 27        |
| Miss. State (n) | 5         | 150        | 0        | 38        |
| <b>Totals</b>   | <b>24</b> | <b>707</b> | <b>0</b> | <b>60</b> |

## 2019 Game-By-Game Stats

| Receiving     | No.       | Yds.       | TD       | Lng       |
|---------------|-----------|------------|----------|-----------|
| Miami         | 4         | 35         | 1        | 17        |
| Rutgers       | 4         | 113        | 2        | 58        |
| at IA State   | 3         | 46         | 0        | 27        |
| MTSU          | 4         | 60         | 0        | 38        |
| at Mich       | 4         | 60         | 0        | 27        |
| Penn State    | 5         | 72         | 0        | 36        |
| Purdue        | 3         | 57         | 0        | 32        |
| at N'western  | 3         | 20         | 0        | 8         |
| at Wisconsin  | 3         | 27         | 0        | 17        |
| Minnesota     | 4         | 43         | 1        | 20        |
| Illinois      | 4         | 121        | 0        | 40        |
| at Nebraska   | 1         | 22         | 0        | 22        |
| USC (n)       | 2         | 46         | 1        | 34        |
| <b>Totals</b> | <b>44</b> | <b>722</b> | <b>5</b> | <b>58</b> |

| KO Returns    | No.       | Yds.       | TD       | Lng       |
|---------------|-----------|------------|----------|-----------|
| Miami         | 1         | 19         | 0        | 19        |
| Rutgers       | 0         | 0          | 0        | ---       |
| at IA State   | 2         | 35         | 0        | 22        |
| MTSU          | 1         | 20         | 0        | 20        |
| at Mich       | 1         | 37         | 0        | 37        |
| Penn State    | 2         | 42         | 0        | 29        |
| Purdue        | 1         | 20         | 0        | 20        |
| at N'western  | 1         | 26         | 0        | 26        |
| at Wisconsin  | 1         | 22         | 0        | 22        |
| Minnesota     | 1         | 25         | 0        | 25        |
| Illinois      | 1         | 16         | 0        | 16        |
| at Nebraska   | 2         | 99         | 1        | 95        |
| USC (n)       | 3         | 142        | 1        | 98        |
| <b>Totals</b> | <b>17</b> | <b>503</b> | <b>2</b> | <b>98</b> |

## Career Statistics

| Receiving     | No.       | Yds.         | Avg.        | TD        | Lng       |
|---------------|-----------|--------------|-------------|-----------|-----------|
| Freshman      | 18        | 187          | 10.4        | 2         | 31        |
| Sophomore     | 23        | 361          | 15.7        | 3         | 60        |
| Junior        | 44        | 722          | 16.4        | 5         | 58        |
| <b>Career</b> | <b>85</b> | <b>1,270</b> | <b>14.9</b> | <b>10</b> | <b>60</b> |

| Rushing       | No.       | Yds.       | Avg.       | TD       | Lng       |
|---------------|-----------|------------|------------|----------|-----------|
| Freshman      | 7         | 41         | 5.9        | 0        | 17        |
| Sophomore     | 9         | 71         | 7.9        | 0        | 20        |
| Junior        | 11        | 108        | 9.8        | 3        | 45        |
| <b>Career</b> | <b>27</b> | <b>220</b> | <b>8.1</b> | <b>3</b> | <b>45</b> |

| KO Returns    | No.       | Yds.         | Avg.        | TD       | Lng       |
|---------------|-----------|--------------|-------------|----------|-----------|
| Freshman      | 4         | 134          | 33.5        | 0        | 74        |
| Sophomore     | 24        | 707          | 29.5        | 0        | 60        |
| Junior        | 17        | 503          | 29.6        | 2        | 98        |
| <b>Career</b> | <b>45</b> | <b>1,344</b> | <b>29.9</b> | <b>2</b> | <b>98</b> |

| All-Purpose   | Rush          | Rec.            | KO Ret.         | Total            | TD        |
|---------------|---------------|-----------------|-----------------|------------------|-----------|
| Freshman      | 7-41          | 18-187          | 4-134           | 29-362           | 2         |
| Sophomore     | 9-71          | 23-361          | 24-707          | 56-1,139         | 3         |
| Junior        | 11-108        | 44-722          | 17-503          | 72-1,333         | 10        |
| <b>Career</b> | <b>27-220</b> | <b>85-1,270</b> | <b>45-1,344</b> | <b>157-2,834</b> | <b>15</b> |



**84 - - Austin Spiewak**  
Long Snapper  
6-1, 239, Senior  
Rolling Meadows, Illinois (Fremd HS)

**2019** -- Did not see any game action.


**2018** -- Did not see any game action.

**2017** -- Did not see any game action.

**2016** -- Redshirted after joining the team as a walk-on.

**High School honors** -- Earned All-Area special mention as a senior ... nationally ranked long snapper as a senior by Kohl's, earning second place honors in Kohl's Midwest Showcase following senior season ... placed in top 10 in 2015 Kohl's National Scholarship Invite Only Camp ... **Career** -- Earned three letters in football as center, linebacker and long snapper ... helped prep team reach state playoffs as a junior and senior ... recorded 35 tackles as a senior.

**Personal** -- Born 7/02/98 ... finance major ... earned Illinois High School Association Academic Award as a senior ... parents are Kristin and Phil Spiewak ... grandfather Gary Grouwinkel competed in 1957 and 1959 Rose Bowl games for Iowa ... high school coach was Lou Sponsel.




**36 - - Mike Timm**  
Linebacker  
6-0, 234, Sophomore  
Delafield, Wis. (Kettle Moraine HS)

**Hawk Item** -- Earned Dean's List recognition, fall, 2018.

**2019** -- Did not see any game action.

**2018 Honors** -- Team Leader Award, special teams ... **2018** -- Redshirted after joining the team as a walk-on.

**Personal** -- Born 5/31/00 ... health and human physiology major ... parents are Amanda and Steve Timm ... high school coach was Justin Gumm.



**3 - - \*Tyrone Tracy, Jr.**  
Wide Receiver  
5-11, 203, Sophomore  
Camby, Ind. (Decatur Central HS)

**Hawk Item** -- Named to 2020 Leadership Group ... used redshirt season after playing in just four games ... one of 12 true freshmen to see action in 2018.

**2019 Honors** -- Next Man In Award, offense ... **2019** -- Saw action in all 13 games, with eight starts ... recorded 36 receptions for 589 yards and three touchdowns, while also rushing six times for 39 yards and one touchdown ...

saw action in 38-14 win over Miami as offense gained 213 net rushing yards and 465 yards total offense ... one reception for 22 yards vs. Miami ... started as one of three wide receivers in 30-0 win over Rutgers as offense gained 438 yards total offense ... three receptions for 42 yards and one touchdown vs. Rutgers, a seven-yard reception for first career touchdown ... also gained nine yards on only rushing attempt ... saw action in 18-17 win at Iowa State, recording one reception for 15 yards ... saw action in 48-3 win over Middle Tennessee State as offense gained 644 yards total offense ... career-best 85 receiving yards vs. MTSU on three receptions, with a long of 33 yards ... started at wide receiver in 10-3 loss at #18 Michigan ... career-high four receptions for 26 yards at Michigan, with a long of 15 yards ... saw action in 17-12 loss to #9 Penn State, but had no statistics ... saw action in 26-20 win over Purdue ... three receptions for 21 yards vs. Purdue, with a long of 21 yards ... also had one rushing attempt for five yards vs. Purdue ... started at wide receiver

in 20-0 win at Northwestern . . . two receptions for 88 yards at Northwestern, including a 50-yard catch and run for a touchdown in the opening quarter . . . started at wide receiver in 24-22 loss at #16 Wisconsin . . . career-bests with five receptions for 130 yards at Wisconsin, including career-best 75-yard reception . . . 75-yard catch and run for a touchdown with 3:12 remaining in the game pulled Iowa to within 24-22 . . . started at wide receiver in 23-19 win over #7 Minnesota . . . career-high six receptions for 77 yards vs. Minnesota, with a long of 27 yards . . . also had one rushing attempt for 11 yards . . . started at wide receiver in 19-10 win over Illinois as offense gained 387 yards total offense . . . matched career-high with six receptions for 56 yards vs. Illinois . . . started at wide receiver in 27-24 win at Nebraska . . . two receptions for 20 yards at Nebraska . . . started at wide receiver in 49-24 Holiday Bowl win over #22 USC . . . one rushing attempt for 23-yard touchdown to cap Iowa's opening drive vs. USC.

**2018** - - Redshirted after seeing action in four games . . . saw first action of career in 38-14 win over Northern Iowa, recording one reception for 22 yards as offense gained 545 yards total offense . . . saw action in 14-10 loss to Northwestern, with one rushing attempt for -1 yard.

**High school honors** - - Gatorade Player of the Year in Indiana . . . earned Offensive Player of the Year honors as a sophomore and senior . . . named to Indiana Football Digest Top 25 and Indiana Football Coaches Association (IFCA) Top 50 . . . first-team all-county, all-midstate, and all-state for three straight years . . . first-team all-midstate and all-county as a freshman . . . **Career** - - Four-year football letterman as running back, wide receiver, and defensive back . . . helped prep team post four-year record of 35-8 . . . holds school records for receiving yards in a season (1,132) and career (2,643), becoming first player at Decatur Central with over 1,000 yards in a season . . . holds school records for receiving touchdowns in a season (16) and career (33), as well as total offensive touchdowns (70), total touchdowns (72), total points (444) and yards per rushing attempt in a season (11.5) and career (8.7) . . . as a senior rushed for 1,412 yards and 13 touchdowns, to go with 54 receptions for 1,132 yards and 17 touchdowns . . . also had 135 yards on kickoff returns . . . as a junior recorded 40 receptions for 651 yards and nine touchdowns, while rushing for 296 yards and four touchdowns and recording 83 yards on kickoff returns . . . as a sophomore rushed for 1,239 yards and 11 touchdowns, with 27 receptions for 680 yards and seven touchdowns . . . 336 kick return yards as a sophomore . . . rushed for 578 yards and nine touchdowns as a freshman, with 13 receptions for 180 yards and one touchdown, along with 202 kickoff return yards . . . team captain for three straight years . . . also earned four letters in basketball and three in track as sprinter and long jumper.

**Personal** - - Born 11/23/99 . . . communication studies major . . . parents are Laverna and Tyrone Tracy, Sr. . . high school coach was Kyle Enright.

#### Career Receiving Bests

Receptions: \_\_\_\_\_ 6, twice, last vs. Illinois, 11/16/19  
 Yards: \_\_\_\_\_ 130 at Wisconsin, 11/9/19  
 Touchdowns: \_\_\_\_\_ 1, twice, last at Wisconsin, 11/9/19  
 Long: \_\_\_\_\_ 75 at Wisconsin, 11/9/19

#### Career Rushing Bests

Attempts: \_\_\_\_\_ 1, six times, last vs. USC, 12/27/19  
 Yards: \_\_\_\_\_ 23 vs. USC, 12/27/19  
 Touchdowns: \_\_\_\_\_ 1 vs. USC, 12/27/19  
 Long: \_\_\_\_\_ 23 vs. USC, 12/27/19

#### 2018 Game-By-Game Stats

| Receiving       | No.            | Yds.            | TD             | Lng             | Rushing         | No.            | Yds.            | TD             | Lng              |
|-----------------|----------------|-----------------|----------------|-----------------|-----------------|----------------|-----------------|----------------|------------------|
| N. Ill.         | _____          | DNP             | _____          | _____           | N. Ill.         | _____          | DNP             | _____          | _____            |
| IA State        | _____          | DNP             | _____          | _____           | IA State        | _____          | DNP             | _____          | _____            |
| N. Iowa         | _____ 1        | _____ 22        | _____ 0        | _____ 22        | N. Iowa         | _____ 0        | _____ 0         | _____ 0        | _____ ---        |
| Wisconsin       | _____          | DNP             | _____          | _____           | Wisconsin       | _____          | DNP             | _____          | _____            |
| at Minn.        | _____          | DNP             | _____          | _____           | at Minn.        | _____          | DNP             | _____          | _____            |
| at Ind.         | _____          | DNP             | _____          | _____           | at Ind.         | _____          | DNP             | _____          | _____            |
| Maryland        | _____          | DNP             | _____          | _____           | Maryland        | _____          | DNP             | _____          | _____            |
| at PSU          | _____          | DNP             | _____          | _____           | at PSU          | _____          | DNP             | _____          | _____            |
| at Purdue       | _____ 0        | _____ 0         | _____ 0        | _____ ---       | at Purdue       | _____ 0        | _____ 0         | _____ 0        | _____ ---        |
| N'western       | _____ 0        | _____ 0         | _____ 0        | _____ ---       | N'western       | _____ 1        | _____ -1        | _____ 0        | _____ ---        |
| at Illinois     | _____          | DNP             | _____          | _____           | at Illinois     | _____          | DNP             | _____          | _____            |
| Nebraska        | _____          | DNP             | _____          | _____           | Nebraska        | _____          | DNP             | _____          | _____            |
| Miss. State (n) | _____ 0        | _____ 0         | _____ 0        | _____ ---       | Miss. State (n) | _____ 0        | _____ 0         | _____ 0        | _____ ---        |
| <b>Totals</b>   | <b>_____ 1</b> | <b>_____ 22</b> | <b>_____ 0</b> | <b>_____ 22</b> | <b>Totals</b>   | <b>_____ 1</b> | <b>_____ -1</b> | <b>_____ 0</b> | <b>_____ ---</b> |

#### 2019 Game-By-Game Stats

| Receiving     | No.             | Yds.             | TD             | Lng             | Rushing       | No.            | Yds.            | TD             | Lng             |
|---------------|-----------------|------------------|----------------|-----------------|---------------|----------------|-----------------|----------------|-----------------|
| Miami         | _____ 1         | _____ 22         | _____ 0        | _____ 22        | Miami         | _____ 0        | _____ 0         | _____ 0        | _____ ---       |
| Rutgers       | _____ 3         | _____ 42         | _____ 1        | _____ 33        | Rutgers       | _____ 1        | _____ 9         | _____ 0        | _____ 9         |
| at IA State   | _____ 1         | _____ 15         | _____ 0        | _____ 15        | at IA State   | _____ 0        | _____ 0         | _____ 0        | _____ ---       |
| MTSU          | _____ 3         | _____ 85         | _____ 0        | _____ 33        | MTSU          | _____ 0        | _____ 0         | _____ 0        | _____ ---       |
| at Mich       | _____ 4         | _____ 26         | _____ 0        | _____ 15        | at Mich       | _____ 0        | _____ 0         | _____ 0        | _____ ---       |
| Penn State    | _____ 0         | _____ 0          | _____ 0        | _____ ---       | Penn State    | _____ 0        | _____ 0         | _____ 0        | _____ ---       |
| Purdue        | _____ 3         | _____ 28         | _____ 0        | _____ 21        | Purdue        | _____ 1        | _____ 5         | _____ 0        | _____ 5         |
| ast N'western | _____ 2         | _____ 88         | _____ 1        | _____ 50        | at N'western  | _____ 0        | _____ 0         | _____ 0        | _____ ---       |
| at Wisconsin  | _____ 5         | _____ 130        | _____ 1        | _____ 75        | at Wisconsin  | _____ 0        | _____ 0         | _____ 0        | _____ ---       |
| Minnesota     | _____ 6         | _____ 77         | _____ 0        | _____ 27        | Minnesota     | _____ 1        | _____ 11        | _____ 0        | _____ 11        |
| Illinois      | _____ 6         | _____ 56         | _____ 0        | _____ 22        | Illinois      | _____ 1        | _____ 0         | _____ 0        | _____ ---       |
| at Nebraska   | _____ 2         | _____ 20         | _____ 0        | _____ 12        | at Nebraska   | _____ 1        | _____ -9        | _____ 0        | _____ ---       |
| USC (n)       | _____ 0         | _____ 0          | _____ 0        | _____ ---       | USC (n)       | _____ 1        | _____ 23        | _____ 1        | _____ 23        |
| <b>Totals</b> | <b>_____ 36</b> | <b>_____ 589</b> | <b>_____ 3</b> | <b>_____ 75</b> | <b>Totals</b> | <b>_____ 6</b> | <b>_____ 39</b> | <b>_____ 1</b> | <b>_____ 23</b> |

#### Career Statistics

| Receiving     | No.             | Yds.             | Avg.              | TD             | Lng             |
|---------------|-----------------|------------------|-------------------|----------------|-----------------|
| Redshirt      | _____ 1         | _____ 22         | _____ 22.0        | _____ 0        | _____ 22        |
| Freshman      | _____ 36        | _____ 589        | _____ 16.4        | _____ 3        | _____ 75        |
| <b>Career</b> | <b>_____ 37</b> | <b>_____ 611</b> | <b>_____ 16.5</b> | <b>_____ 3</b> | <b>_____ 75</b> |

| Rushing       | No.            | Yds.            | Avg.             | TD             | Lng             |
|---------------|----------------|-----------------|------------------|----------------|-----------------|
| Redshirt      | _____ 1        | _____ -1        | _____ ---        | _____ 0        | _____ ---       |
| Freshman      | _____ 6        | _____ 39        | _____ 6.5        | _____ 1        | _____ 23        |
| <b>Career</b> | <b>_____ 7</b> | <b>_____ 38</b> | <b>_____ 5.4</b> | <b>_____ 1</b> | <b>_____ 23</b> |



**97 - - \*Zach VanValkenburg**  
**Defensive Line**  
**6-4, 270, Senior**  
**Zeeland, Mich. (Zeeland West HS)**  
**Hillsdale College**

**Hawk Item** - - Joined Iowa program in summer, 2019, after playing two seasons at Hillsdale College (Div. II) . . . named Defensive Lineman of the Year in Great Midwest Athletic Conference in 2018 . . . recorded 70 tackles as a sophomore, including 14.5 tackles for loss and 8.5 sacks, along with three forced fumbles . . . led the league on sacks and ranked third in tackles for loss in 2018 . . . as a freshman in 2017 recorded 32 tackles, including 4.5 sacks, one forced fumble and one blocked kick . . . redshirted in 2016 after an early season injury . . . recorded 15 tackles before season-ending injury in mid-October . . . season-high seven tackles vs. Wayne State . . . earned team Big Stick Award following performance vs. Wayne State . . . named team defensive Scout Team Player of the Week on Sept. 5.

**2019** - - Saw action in 11 games, recording two solo tackles and four assists . . . saw action in 38-14 win over Miami, but had no statistics as defense allowed just 59 net rushing yards . . . saw action in 30-0 win over Rutgers, but had no statistics as defense allowed just 125 yards total offense . . . saw action in 18-17 win at Iowa State, but had no statistics . . . saw action in 48-3 win over Middle Tennessee as defense allowed just 216 yards total offense . . . Iowa career-best three assisted tackles vs. MTSU . . . did not see action in 10-3 loss

at #18 Michigan . . . saw action in 17-12 loss to #9 Penn State, recording one assisted tackle . . . saw action in 26-20 win over Purdue, recording one solo tackle as defense allowed just 33 net rushing yards . . . saw action in 20-0 win at Northwestern, recording one solo tackle as defense allowed just 64 net rushing yards and 202 yards total offense . . . saw action in 24-22 loss at #16 Wisconsin, but had no statistics . . . did not see action in 23-19 win over #7 Minnesota . . . saw action in 19-10 win over Illinois, but had no statistics . . . saw action in 27-24 win at Nebraska, but had no statistics . . . saw action in 49-24 Holiday Bowl win over #22 USC, but had no statistics as defense allowed just 22 net rushing yards.

**High school honors** -- Earned first-team all-state and all-conference honors as a senior . . . named Holland Sentinel Defensive Player of the Year and named to Detroit Free Press Dream Team as a senior . . . earned all-conference honors as a junior . . . **Career** -- Three-year football letterman as linebacker and defensive end . . . member of prep team that won three conference titles and two state championships, posting 39-2 record over three seasons . . . recorded 85 tackles a senior, including 28 tackles for loss and 9.5 sacks . . . team captain as a senior . . . also earned four letters in wrestling, earning all-state honors on the mat, and four-year track letterman.

**Personal** -- Born 2/17/98 . . . interdisciplinary studies major . . . named AP Scholar as a prep . . . parents are Rebecca and Dale VanValkenburg . . . high school coach was John Shillito.

#### Career Bests (at Iowa)


Tackles: \_\_\_\_\_ 3 vs. Middle Tennessee, 9/28/19  
Solos: \_\_\_\_\_ 1, twice, last at Northwestern, 10/26/19  
Assists: \_\_\_\_\_ 3 vs. Middle Tennessee, 9/28/19

#### Game-By-Game Defensive Stats

| 2019              | Solo-Ast. | 2019                | Solo-Ast.  |
|-------------------|-----------|---------------------|------------|
| Miami _____       | 0-0       | at N'western _____  | 1-0        |
| Rutgers _____     | 0-0       | at Wisconsin _____  | 0-0        |
| at IA State _____ | 0-0       | Minnesota _____     | DNP        |
| MTSU _____        | 0-3       | Illinois _____      | 0-0        |
| at Mich _____     | DNP       | at Nebraska _____   | 0-0        |
| Penn State _____  | 0-1       | USC (n) _____       | 0-0        |
| Purdue _____      | 1-0       | <b>Totals</b> _____ | <b>2-4</b> |

#### Career Statistics

| Defense       | Solo      | Ast.      | Total      | T/Loss       | Sacks        | PBU      | FF       | RF       | BLK      |
|---------------|-----------|-----------|------------|--------------|--------------|----------|----------|----------|----------|
| Freshman      | 20        | 12        | 32         | 4.5/17       | 4.5/15       | 0        | 1        | 0        | 1        |
| Sophomore     | 33        | 37        | 70         | 14.5/75      | 8.5/63       | 0        | 3        | 0        | 0        |
| Junior        | 2         | 4         | 6          | 0/0          | 0/0          | 0        | 0        | 0        | 0        |
| <b>Career</b> | <b>55</b> | <b>53</b> | <b>108</b> | <b>19/92</b> | <b>13/78</b> | <b>0</b> | <b>4</b> | <b>0</b> | <b>1</b> |



### 35 -- \*\*Barrington Wade

Linebacker

6-1, 236, Senior

Skokie, Illinois (Niles North HS)

**2019** -- Saw action in all 13 games, with one start . . . recorded two solo tackles and six assists, with a shared tackle for loss . . . saw action in 38-14 win over Miami, but had no statistics as defense allowed just 59 net rushing yards . . . saw action in 30-0 win over Rutgers, recording one assisted tackle as defense allowed just 125 yards total offense . . . saw action in 18-17 win at Iowa State, but had no statistics . . . saw action in 48-3 win over Middle Tennessee as defense allowed just 216 yards total offense . . . recorded career-best three assisted tackles vs. MTSU, including a shared tackle for loss . . . saw action in 10-3 loss at #18 Michigan, but had no statistics . . . saw action in 17-12 loss to #9 Penn State, recording one assisted tackle . . . saw action in 26-20 win over Purdue, but had no statistics as defense allowed just 33 net rushing yards . . . saw action in 20-0 win at Northwestern, recording one solo tackle as defense allowed just 64 net rushing yards and 202 yards total offense . . . started as fourth linebacker in 24-22 loss at #16 Wisconsin for first career start, recording one solo tackle . . . saw action in 23-19 win over #7 Minnesota, recording one assisted tackle as defense allowed just 63 net rushing yards . . . saw action in 19-10 win over Illinois, but had no statistics . . . saw action in 27-24 win at Nebraska, but had no statistics . . . saw action in 49-24 Holiday Bowl win

over #22 USC, but had no statistics as defense allowed just 22 net rushing yards.

**2018** -- Saw action in 12 games, recording three tackles . . . recorded one assisted tackle in 48-31 win at Minnesota for first career tackle . . . saw action in 14-10 loss to Northwestern, recording one solo tackle . . . saw action in 63-0 win at Illinois, recording one assisted tackle.

**2017** -- Did not see any game action.

**2016** -- Redshirted.

**High School honors** -- Earned honorable mention All-America recognition . . . first-team all-state as a senior, earning MVP and Sportsmanship Award . . . named Chicago Tribune first-team all-state as a senior . . . first-team all-conference for three straight seasons . . . **Career** -- Played both running back and linebacker . . . helped prep team advance to third round of state playoffs as a senior . . . team captain for three seasons . . . also competed in football and track.

**Personal** -- Born 3/16/98 . . . enterprise leadership major . . . parents are Christine Thurmond and Barrington Wade, Sr. . . high school coach was Mark Egofske.

#### Career Bests

Tackles: \_\_\_\_\_ 3 vs. Middle Tennessee, 9/28/19  
Solos: \_\_\_\_\_ 1, three times, last at Wisconsin, 11/9/19  
Assists: \_\_\_\_\_ 3 vs. Middle Tennessee, 9/28/19  
Tackles for Loss: \_\_\_\_\_ .5 vs. Middle Tennessee, 9/28/19


#### Game-By-Game Defensive Stats

| 2017                | Solo-Ast.  | 2018                  | Solo-Ast.  | 2019                | Solo-Ast.  |
|---------------------|------------|-----------------------|------------|---------------------|------------|
| Wyoming _____       | DNP        | N. Ill. _____         | 0-0        | Miami _____         | 0-0        |
| at IA State _____   | DNP        | IA State _____        | 0-0        | Rutgers _____       | 0-1        |
| N. Texas _____      | DNP        | N. Iowa _____         | 0-0        | at IA State _____   | 0-0        |
| PSU _____           | DNP        | Wisconsin _____       | 0-0        | MTSU _____          | 0-3        |
| at MSU _____        | DNP        | at Minn. _____        | 0-1        | at Mich _____       | 0-0        |
| Illinois _____      | DNP        | at Ind. _____         | 0-0        | Penn State _____    | 0-1        |
| at N'western _____  | DNP        | Maryland _____        | DNP        | Purdue _____        | 0-0        |
| Minnesota _____     | DNP        | at PSU _____          | 0-0        | at N'western _____  | 1-0        |
| Ohio State _____    | DNP        | at Purdue _____       | 0-0        | at Wisconsin _____  | 1-0        |
| at Wisconsin _____  | DNP        | N'western _____       | 1-0        | Minnesota _____     | 0-1        |
| Purdue _____        | DNP        | at Illinois _____     | 0-1        | Illinois _____      | 0-0        |
| at Nebraska _____   | DNP        | Nebraska _____        | 0-0        | at Nebraska _____   | 0-0        |
| Boston C. (n) _____ | DNP        | Miss. State (n) _____ | 0-0        | USC (n) _____       | 0-0        |
| <b>Totals</b> _____ | <b>0-0</b> | <b>Totals</b> _____   | <b>1-2</b> | <b>Totals</b> _____ | <b>2-6</b> |

#### Career Statistics

| Defense       | Solo     | Ast.     | Total     | T/Loss       | Sacks      | In-Yds.    | Blk      | PBU      | FF       | RF       |
|---------------|----------|----------|-----------|--------------|------------|------------|----------|----------|----------|----------|
| Freshman      | 0        | 0        | 0         | 0/0          | 0/0        | 0-0        | 0        | 0        | 0        | 0        |
| Sophomore     | 1        | 2        | 3         | 0/0          | 0/0        | 0-0        | 0        | 0        | 0        | 0        |
| Junior        | 2        | 6        | 8         | 0.5/1        | 0/0        | 0-0        | 0        | 0        | 0        | 0        |
| <b>Career</b> | <b>3</b> | <b>8</b> | <b>11</b> | <b>0.5/1</b> | <b>0/0</b> | <b>0-0</b> | <b>0</b> | <b>0</b> | <b>0</b> | <b>0</b> |





**92 - - \*John Waggoner**  
**Defensive Line**  
**6-5, 271, Sophomore**  
**Des Moines, Iowa (Dowling HS)**

**2019 Honors** - - Academic All-Big Ten . . . **2019** - - Saw action in 10 games, recording one solo tackle and two assists, including 1.5 tackles for loss and one sack . . . saw action in 38-14 win over Miami, but had no statistics as defense allowed just 59 net rushing yards . . . saw action in 30-0 win over Rutgers, but had no statistics as defense allowed just 125 yards total offense . . . did not see action in 18-17 win at Iowa State . . . saw action in 48-3 win over Middle Tennessee, but had no statistics as defense allowed just 216 yards total offense . . . did not see action in 10-3 loss at #18 Michigan . . . saw action in 17-12 loss to #9 Penn State, but had no statistics . . . saw action in 26-20 win over Purdue as defense allowed just 33 net rushing yards . . . one solo tackle vs. Purdue, which was his first career tackle, first career sack and Iowa's only sack of the game . . . saw action in 20-0 win at Northwestern, but had no statistics as defense allowed just 64 net rushing yards and 202 yards total offense . . . saw action in 24-22 loss at #16 Wisconsin, but had no statistics . . . saw action in 23-19 win over #7 Minnesota, but had no statistics . . . saw action in 19-10 win over Illinois, recording one assisted tackle . . . did not see action in 27-24 win at Nebraska . . . saw action in 49-24 Holiday Bowl win over #22 USC, recording one assisted tackle for loss, as defense allowed just 22 net rushing yards.

**2018** - - Redshirted . . . did not see any game action.

**High school honors** - - Named to *Des Moines Register* Elite Eight all-state team as a senior . . . named first-team all-state by *Des Moines Register* and Iowa Newspaper Association (INA) as a senior . . . named INA first-team all-state team as a junior . . . first-team all-district as a junior and senior . . . **Career** - - Three-year football letterman . . . member of prep team that posted 37-2 record over three years, winning three straight state championships . . . recorded 21.5 tackles as a senior, with 16 solo stops and 5.5 assists, including 11 tackles for loss and 5.5 sacks . . . also had six receptions on offense for 59 yards . . . totaled 27 tackles as a junior, including 23 solo stops and four assists, with 12 tackles for loss, one fumble recovery, and one five-yard interception return for a touchdown . . . recorded 8.5 tackles as a sophomore, with three tackles for loss and one sack . . . team captain as a senior . . . also letter in soccer and basketball, earning second-team all-conference honors in basketball as a junior.

**Personal** - - Born 10/27/99 . . . management major . . . member of National Honor Society . . . earned academic recognition four straight years as a prep . . . parents are Julie and Brian Waggoner . . . one of two players from Des Moines on Iowa roster . . . attended same high school as DB Jack Koerner and RB Gavin Williams . . . high school coach was Tom Wilson.

#### **Career Bests**


Tackles: \_\_\_\_\_ 1, three times, last vs. USC, 12/27/19  
 Solos: \_\_\_\_\_ 1 vs. Purdue, 10/19/19  
 Assists: \_\_\_\_\_ 1, twice, last vs. USC, 12/27/19  
 Tackle for Loss: \_\_\_\_\_ 1 vs. Purdue, 10/19/19  
 QB Sack: \_\_\_\_\_ 1 vs. Purdue, 10/19/19

#### **Game-By-Game Defensive Stats**

| 2019              | Solo-Ast. | 2019                | Solo-Ast.  |
|-------------------|-----------|---------------------|------------|
| Miami _____       | 0-0       | at N'western _____  | 0-0        |
| Rutgers _____     | 0-0       | at Wisconsin _____  | 0-0        |
| at IA State _____ | DNP       | Minnesota _____     | 0-0        |
| MTSU _____        | 0-0       | Illinois _____      | 0-1        |
| at Mich _____     | DNP       | at Nebraska _____   | DNP        |
| Penn State _____  | 0-0       | USC (n) _____       | 0-1        |
| Purdue _____      | 1-0       | <b>Totals</b> _____ | <b>1-1</b> |

#### **Career Statistics**

| Defense  | Solo | Ast. | Total | T/Loss | Sacks | In-Yds. | PBU | FF | RF |
|----------|------|------|-------|--------|-------|---------|-----|----|----|
| Freshman | 1    | 2    | 3     | 1.5/8  | 1/7   | 0-0     | 0   | 0  | 0  |




**25 - - Gavin Williams**  
**Running Back**  
**6-0, 213, Freshman**  
**Altoona, Iowa (Dowling Catholic HS)**

**Hawk Item** - - Enrolled for 2020 spring semester.

**High School Honors** - - First-team all-state, all-conference, and all-district as a senior . . . second-team all-state as a junior . . . first-team all-district and all-conference as a freshman, sophomore, and junior . . . **Career** - - Four-year football letterman . . . member of state championship team as a senior with 13-1 record . . . prep team reached state semifinals as a junior . . . state playoff participant as a freshman and sophomore . . . rushed for 1,263 yards and 18 touchdowns as a senior . . . rushed for 1,309 yards and 12 touchdowns as a junior . . . had 732 rushing yards and 12 touchdowns as a sophomore, with 421 receiving yards and two touchdowns . . . rushed for 805 yards and seven touchdowns as a freshman, along with 242 receiving yards and one touchdown . . . also lettered three years in track.

**Personal** - - Born 2/20/02 . . . pre-business major . . . parents are Kori and Byron Williams . . . high school coach was Tom Wilson.




**87 - - Elijah Yelverton (YELL-ver-ton)**  
**Tight End**  
**6-5, 247, Freshman**  
**Royse City, Texas (Trinity Christian HS)**

**Hawk Item** - - Enrolled for 2020 spring semester . . . earned Dean's List recognition spring, 2020.

**High School Honors** - - Earned All-America recognition as a senior . . . earned first-team all-district honors as a sophomore and senior . . . **Career** - - Three-year letterman as a tight end . . . led prep team to state title as a junior (Bishop Dunne High School) and senior (Trinity Christian) . . . two-year team record of 24-4 . . . team captain as a senior . . . collected 62 receptions for 595 yards and nine touchdowns as a senior, along with six rushing attempts for 45 yards and one touchdown.


**Personal** - - Born 2/7/02 . . . enterprise leadership major . . . parents are Chandra and Ben Yelverton . . . high school coach was Andre Hart.



**74 - Yahya Black (WHY-yay)**  
**Defensive Line**  
**6-5, 279, Freshman**  
**Marshall, Minn. (Marshall HS)**

**High School Honors** - - Earned all-state honors as a senior while being named district Defensive Player of the Year ... district Defensive Lineman of the Year as a junior ... **Career** - - Earned three letters while playing defensive end and tackle ... helped prep team reach state playoffs as a sophomore and junior, as team posted a three-year record of 29-4 ... holds school record for career sacks (17.5) ... team captain as a senior ... also earned four letters in track and three in basketball.

**Personal** - - Born 4/21/02 ... open major ... parents are Wendy and Richard Black ... high school coach was Terry Bahlmann.



**5 - Reggie Bracy**  
**Defensive Back**  
**6-0, 203, Freshman**  
**Mobile, Ala. (St. Paul's Episcopal HS)**

**High School Honors** - - First-team all-state and all-region as a senior ... second-team all-state as a junior ... first-team all-region as a junior ... first-team all-region as a sophomore ... **Career** - - Lettered in football, track, and basketball ... led team in tackles as a sophomore and senior ... team reached state playoffs four straight years, winning state title as a sophomore while posting four-year record of 41-11 ... team captain as a senior ... recorded 89 tackles as a senior, with six tackles for loss, three sacks, seven pass break-ups, and one interception.


**Personal** - - Born 11/6/01 ... given name is Harry Reginald Bracy, II ... open major ... Honor Roll student for three years ... parents are Lanesha and Harry Bracy ... high school coach was Steve Mask.



**88 - Isaiah Bruce**  
**Defensive Line**  
**6-2, 273, Freshman**  
**Lena, Ill. (Lena-Winslow HS)**

**High School Honors** - - First-team all-state and all-conference as running back and defensive end as a junior and senior ... conference MVP as a junior and senior ... first-team all-conference as tight end and defensive end as a sophomore ... **Career** - - Three-year football letterman as running back and defensive end ... helped prep team advance to state playoffs four straight years, while winning state title as a sophomore and junior ... four-year record of 47-5, including two 14-0 seasons ... first player in school history to win consecutive MVP honors ... team captain as a senior ... rushed 84 times for 1,052 yards and 16 touchdowns as a senior, while recording 38 tackles on defense with 16 tackles for loss ... rushed 66 times for 907 yards and 15 touchdowns as a junior, and had 37 tackles and 11 tackles for loss ... 15 receptions for 413 yards and nine touchdowns as a sophomore, while collecting nine tackles and five tackles for loss ... also lettered in track.


**Personal** - - Born 10/29/01 ... open major ... parents are Karmen Chambers and Will Bruce ... high school coach was Ric Arand.



**44 - Deontae Craig (dee-AUHN-tae)**  
**Defensive Line**  
**6-3, 249, Freshman**  
**Ft. Wayne, Ind. (Culver Academies)**

**High School Honors** - - Named to IFCA Top 50 as a junior and senior ... named to Indiana Digest Prime Time 25 as a junior ... Class 4A all-state as a junior ... **Career** - - Earned four letters as defensive end ... helped prep team post 29-14 four-year record ... team captain as a senior ... holds school records for career tackles, career and season sacks, and tackles for loss in a season and career ... also earned four letters in basketball, including winning a state championship.

**Personal** - - Born 10/29/01 ... sports studies major ... Silver A recognition as a senior ... parents are Shanette and Deon Craig ... high school coach was Andrew Dorrel.



**27 - Brenden Deasfernandes (dee-EZ-fur-nan-dez)**  
**Defensive Back**  
**6-0, 176, Freshman**  
**Belleville, Mich. (Belleville HS)**

**High School Honors** - - Earned Division 1 first-team all-state honors as a senior ... **Career** - - Played defensive back and wide receiver as a prep ... team captain as a senior ... prep team won back-to-back conference titles as a junior and senior ... helped prep team advance to state playoffs three straight years, including state semifinals as a junior and senior, while compiling a three-year mark of 34-3 ... 30 tackles, nine pass break-ups, and one interception as a senior ... 11 tackles and three pass break-ups as a junior ... also lettered in track.


**Personal** - - Born 8/21/02 ... open major ... parents are Sirfornia and Thomas Deasfernandes ... high school coach was Jermain Crowell.



**77 - Tyler Elsbury**  
**Offensive Line**  
**6-5, 302, Freshman**  
**Byron, Ill. (Byron HS)**

**High School Honors** - - Earned first-team all-state, all-conference and all-area honors as a junior and senior ... honorable mention all-state as a sophomore ... first-team all-conference and all-area as a sophomore ... nominated for Player of the Year and Male Athlete of the Year as a senior ... **Career** - - Three-year football letterman as offensive and defensive lineman ... team captain as a senior ... prep team reached state semifinals as a sophomore and state championship game as a junior and senior, posted a three-year record of 37-4 ... also lettered in wrestling (4) and baseball (2).

**Personal** - - Born 7/14/01 ... open major ... earned academic all-state recognition ... parents are Cyndi and Mike Elsbury ... high school coach was Jeff Boyer.


**44 - Jay Higgins**
**Linebacker**
**6-2, 219, Freshman**
**Indianapolis, Ind. (Brebeuf Jesuit Prep)**

**High School Honors** -- Named to All-State Top 50 as a junior and senior ... first-team all-state, all-conference, and all-county as a junior and senior ... earned all-state and all-conference honors as a sophomore ...

**Career** -- Four-year football letterman as linebacker and tight end ... team captain as a junior and senior ... helped prep team reach state championship game as a sophomore and state regionals as a junior ... three-year prep record of 27-11 ... ranked in the top 10 nationally in tackles as a senior ... holds school record with 471 career tackles ... led conference in tackles for three consecutive seasons ... had 151 tackles, five pass break-ups, and three forced fumbles as a senior ... finished with 145 tackles, three pass break-ups, three forced fumbles, and an interception return for a touchdown as a junior ... had 158 tackles and four forced fumbles as a sophomore ... had 17 tackles as a freshman ... also earned three letters in basketball.

**Personal** -- Born 2/14/02 ... open major ... parents are Shelley and Roy Higgins ... high school coach was Mic Roessler.


**2 - Deuce Hogan**
**Quarterback**
**6-4, 213, Freshman**
**Southlake, Texas (Faith Christian HS)**

**High School Honors** -- Earned all-state and all-district honors as a senior ... named all-district as a sophomore and junior ... named Newcomer of the Year as a freshman ...

**Career** -- Four-year letterman in football ... prep team advanced to state playoffs four straight years, winning state title as a freshman and reaching semifinals as a senior ... four-year prep record of 36-11 ... team captain as a sophomore, junior, and senior ... holds school records for career wins, touchdowns, yards, and completions ... passed for 8,192 yards and completed 52.8 percent of his pass attempts, with 100 career touchdown passes and 30 interceptions.

**Personal** -- Born 10/20/00 ... given name is Kristopher Joseph Hogan, II ... communication studies major ... parents are Amy and Kris Hogan ... high school coach was his father, Kris Hogan.


**49 - Ethan Hurkett (HERK-it)**
**Defensive Line**
**6-3, 245, Freshman**
**Cedar Rapids, Iowa (Xavier HS)**

**High School Honors** -- Earned first-team all-state honors as a senior ... district Defensive Player of the Year as a senior ... first-team all-metro, all-district, and all-area as a senior ... first-team all-state as a junior ... first team all-metro and all-district as a junior ...

**Career** -- Three-year football letterman as inside linebacker and fullback ... team captain and MVP as a senior ... prep team won Class 3A state title as a sophomore and junior and reached state playoffs as a senior ... four-year record of 43-2 ... had 53.5 tackles as a senior, with 14.5 tackles for loss, two sacks, one interception, and one fumble recovery ... had 64 tackles as a junior, with 10 tackles for loss and two sacks ... had 34.5 tackles as a sophomore ... also lettered in track.

**Personal** -- Born 9/19/01 ... business major ... Honor Roll student four straight years ... named to all-district academic team as a junior and senior ... parents are Janelle and Edward ... high school coach was Duane Schulte.


**75 - Logan Jones**
**Defensive Line**
**6-3, 267, Freshman**
**Council Bluffs, Iowa (Lewis Central HS)**

**High School Honors** -- Earned first-team all-state honors as a senior, along with first-team all-district and all-city honors, while being named Lineman of the Year ... named to first-team Elite all-state team as a junior ... first-team all-district and all-city while being named Lineman of the Year ... first-team all-district and all-city as a sophomore ... honorable mention all-district as a freshman ...

**Career** -- Four-year football letterman as defensive end, defensive tackle, and offensive tackle ... prep team reached state playoffs four straight seasons, reaching semifinals as a junior and senior ... 21-3 record as a junior and senior ... team captain as a senior ... had 30 tackles as a senior, with 14 tackles for loss and 8.5 sacks ... had 52 tackles as a junior, with 22.5 tackles for loss and 8.5 sacks ... had 18.5 tackles as a sophomore, with 13 tackles for loss and five sacks ... also lettered in track (4) and basketball (3) ... won state title in shot put and discus as a junior.


**Personal** -- Born 10/19/01 ... pre-business major ... mother is Larae Jones ... high school coaches were Just Kamrad and Jim Duggan.


**85 - Luke Lachey (luh-SHAY)**
**Tight End**
**6-6, 237, Freshman**
**Columbus, Ohio (Grandview HS)**

**High School Honors** -- Earned first-team all-state, all-conference, and all-district honors as a senior ... named to all-metro team as a senior ... second-team all-state as a junior, as well as honorable mention on Super 25 team ... first-team all-conference and all-district as a junior and sophomore ... honorable mention all-state as a sophomore ... two-time Back

of the Year at Grandview and conference Most Outstanding Player ... **Career** -- Four-year football letterman as wide receiver, tight end and defensive back ... helped prep team reach state playoffs as a junior and senior ... team captain as a junior and senior ... had 57 receptions for 741 yards and seven touchdowns as a senior, along with 43 rushing attempts for 357 yards and three touchdowns ... had five interceptions on defense as a senior ... had 45 receptions for 763 yards and 12 touchdowns as a junior, with three interceptions on defense and 13 kickoff returns for 387 yards and two touchdowns ... had 15 receptions for 416 yards and six touchdowns as a sophomore ... had three interceptions on defense and eight punt returns for 76 yards and one touchdown ... had one reception for 28 yards and a touchdown as a freshman ... also earned four letters in basketball and two letters in track.

**Personal** -- Born 6/29/01 ... pre-business major ... National Honor Society and Honor Roll as a prep ... earned Academic All-Ohio recognition ... parents are Ann and Jim Lachey ... father played college football at Ohio State ... high school coach was Jason Peters.


**1 - AJ Lawson**
**Defensive Back**
**6-0, 178, Freshman**
**Decatur, Ill. (MacArthur HS)**


**High School Honors** -- First-team all-conference as a junior and senior ... first-team all-county as a junior ...

**Career** -- Four-year football letterman as defensive back and wide receiver ... helped prep team reach state playoffs three straight seasons, posting three-year mark of 20-12 ... team captain as a senior ... had 39 receptions for 681 yards and seven touchdowns as a senior, with 25 tackles, two interceptions, and one touchdown on defense ... had 45 receptions for 843 yards and eight touchdowns as a junior, with 33 tackles, five interceptions and two touchdowns on defense ... had 16 tackles and two interceptions as a sophomore ... earned two letters in basketball and



track . . . placed in state track meet in high jump, while also competing in long jump and sprints.

**Personal** -- Born 4/12/02 in Atlanta, Georgia . . . open major . . . parents are Leshawn Anderson and Alphonzo Lawson, Sr. . . high school coach was Derek Spates.



**2 -- Quavon Matthews (QWAY-vohn)**  
Wide Receiver  
5-11, 168, Freshman  
Largo, Fla. (Largo HS)

**High School Honors** -- Missed entire junior season due to injury . . . **Career** -- Three-year letterman as wide receiver and punt and kick return specialist . . . played on three teams that advanced to state playoffs, posting 24-10 record . . . team captain as a senior . . . had 22 receptions for 449 yards and two touchdowns as a senior . . . had nine receptions for 164 yards and three touchdowns as a sophomore, along with two punt return touchdowns.

**Personal** -- Born 10/7/01 . . . open major . . . parents are Tyronda Bascomb and Dartavious Small . . . high school coach was former Iowa defensive back Marcus Paschal.



**9 -- Tory Taylor**  
Punter  
6-4, 225, Freshman  
Melbourne, Australia (Haileybury College HS)

**Career** -- Has experience in Australian football, but did not compete as a punter in high school.

**Personal** -- Born 7/10/97 . . . elementary education interest . . . parents are Tanya and Stuart.



**77 -- Lukas Van Ness**  
Defensive Line  
6-5, 259, Freshman  
Barrington, Ill. (Barrington HS)

**High School Honors** -- Named MSL Conference Defensive Player of the Year and first-team all-conference as a senior . . . named first-team all-state by Champaign News Gazette . . . first-team all-area as a senior by Daily Herald and Pioneer Press . . . **Career** -- Two-year football letterman, helping prep team advance to state playoffs as a junior and senior . . .

team captain as a senior . . . recorded 67 tackles as a senior, with 17 quarterback pressures, eight tackles for loss, five sacks, one forced fumble, and one blocked punt . . . also earned three letters in hockey.

**Personal** -- Born 7/6/01 . . . business major . . . member of National Honor Society as a prep . . . earned academic all-state recognition . . . parents are Leanna and Jason Van Ness . . . high school coach was Joe Sanchez.



**1 -- Diante Vines (dee-AUHN-tae)**  
Wide Receiver  
6-0, 187, Freshman  
Danbury, Ct. (The Taft School)

**High School Honors** -- Earned All-New England and Erickson League first-team honors as a wide receiver and defensive back as a junior at Danbury High School and senior at Taft . . . back-to-back Player of the Week honors as a senior . . . earned all-conference honors as a defensive back as a sophomore . . . **Career** --

Earned eight varsity letters while competing as a prep in football, basketball, and track . . . played wide receiver, quarterback, defensive back as a prep, along with kick returns . . . prep team won Erickson League championship and Todd Marble Bowl as a junior . . . two-year record of 13-4 . . . set school record with 100-yard interception return . . . holds career records at Taft for receiving yards, receptions, and touchdown receptions . . . team captain as a junior . . . had 48 receptions and eight receiving touchdowns as a senior, with three rushing touchdowns, one kickoff return touchdown, and two defensive touchdowns (interception and fumble return) . . . recorded 14 tackles and four interceptions on defense, with two recovered fumbles and one forced fumble . . . had 184 yards on three kickoff returns . . . as a junior recorded 51 receptions for 602 yards and 12 touchdowns at Taft . . . at Danbury as a junior recorded 68 tackles, four interceptions, three forced fumbles, and three recovered fumbles . . . had 58 tackles as a sophomore, with four interceptions, four forced fumbles, and four recovered fumbles.

**Personal** -- Born 2/5/01 . . . open major . . . earned Academic High Honors two years . . . parents are Joyce Russoti and Marshall Vines . . . high school coach was Tyler Whitley.



**73 -- Josh Volk**  
Offensive Line  
6-4, 314, Freshman  
Cedar Rapids, Iowa (Xavier HS)

**High School Honors** -- Earned Class 3A first-team all-state honors as a junior and senior by Des Moines Register and Iowa Newspaper Association . . . earned first-team all-district and all-metro honors as a senior . . . named Class 3A Elite all-state offensive lineman as a junior . . . first-team all-district and all-metro as a junior . . . named Class 3A first-team all-state by Des Moines

Register as a sophomore . . . **Career** -- Three-year football letterman as offensive lineman . . . prep team won state titles as a sophomore and junior and reached state playoffs as a senior . . . four-year record of 43-2 . . . team captain as a senior . . . also lettered in basketball and track.

**Personal** -- Born 10/11/01 . . . pre-business major . . . member of prep Honor Roll as a junior . . . parents are Carrie and Ed Volk . . . high school coach was Duane Schulte.



**4 -- Leshon Williams**  
Running Back  
5-10, 208, Freshman  
Chicago, Ill. (Richards HS)

**High School Honors** -- Earned honorable mention all-state honors as a junior and senior . . . earned all-conference honors as a junior and sophomore . . . **Career** -- Helped prep team post 30-6 record over final three prep seasons, with three straight playoff appearances . . . advanced to state semifinals as a

junior . . . team captain as a junior and senior . . . rushed 121 times for 1,001 yards and 10 touchdowns as a senior . . . had 2,115 rushing yards and 26 rushing touchdowns as a junior . . . rushed 53 times for 450 yards and six touchdowns as a sophomore . . . also lettered in basketball and track.

**Personal** -- Born 12/26/01 . . . open major . . . parents are Tiara Young and Cheri Marion . . . high school coach was Tony Sheehan.

**Game-By-Game Results**

| Date     | Opponent           | W/L | Score | Record | B1G Record | Time | Attendance |
|----------|--------------------|-----|-------|--------|------------|------|------------|
| Aug. 31  | Miami, Ohio        | W   | 38-14 | 1-0    | 0-0        | 3:05 | 69,250     |
| Sept. 7  | Rutgers *          | W   | 30-0  | 2-0    | 1-0        | 3:06 | 61,808     |
| Sept. 14 | at Iowa State +    | W   | 18-17 | 3-0    | 1-0        | 5:53 | 61,500     |
| Sept. 28 | Middle Tennessee   | W   | 48-3  | 4-0    | 1-0        | 3:06 | 63,706     |
| Oct. 5   | at #18 Michigan *  | L   | 3-10  | 4-1    | 1-1        | 3:26 | 111,519    |
| Oct. 12  | #10 Penn State *   | L   | 12-17 | 4-2    | 1-2        | 3:26 | 69,034     |
| Oct. 19  | Purdue *           | W   | 26-20 | 5-2    | 2-2        | 3:13 | 69,250     |
| Oct. 26  | at Northwestern *  | W   | 20-0  | 6-2    | 3-2        | 2:52 | 42,104     |
| Nov. 9   | at #16 Wisconsin * | L   | 22-24 | 6-3    | 3-3        | 3:10 | 78,018     |
| Nov. 16  | #7 Minnesota *     | W   | 23-19 | 7-3    | 4-3        | 3:16 | 67,518     |
| Nov. 23  | Illinois *         | W   | 19-10 | 8-3    | 5-3        | 3:09 | 58,331     |
| Nov. 29  | at Nebraska *      | W   | 27-24 | 9-3    | 6-3        | 3:21 | 89,039     |
| Dec. 27  | vs. #22 USC !      | W   | 49-24 | 10-3   | 6-3        | 3:38 | 50,123     |

+ - Iowa Corn Cy-Hawk Series, \* - Big Ten Conference game, ! - Holiday Bowl in San Diego, California

|                             |   |   |
|-----------------------------|---|---|
| <b>Overall Record:</b> 10-3 | <b>Overall Attendance/Average:</b> 891,200/68,554 | <b>Score by Quarters</b> 1st 2nd 3rd 4th OT Total |
| <b>Big Ten Record:</b> 6-3  | <b>Home Attendance/Average:</b> 458,897/65,557    | Iowa 90 89 55 101 0 335                           |
| <b>Home Record:</b> 6-1     | <b>Away Attendance/Average:</b> 382,180/76,436    | Opponents 34 58 48 42 0 182                       |
| <b>Away Record:</b> 3-2     | <b>Neutral Site/Average:</b> 50,123/50,123        |   |
| <b>Neutral Site:</b> 1-0    |   |   |

|                  | TD        | FGs          | Kick         | Rush       | PATs<br>Rcv | Pass       | DXP      | Saf      | Pts        |
|------------------|-----------|--------------|--------------|------------|-------------|------------|----------|----------|------------|
| <b>SCORING</b>   |           |              |              |            |             |            |          |          |            |
| Duncan           | -         | 29-34        | 32-32        | -          | -           | -          | -        | -        | 119        |
| Smith-Marsette   | 10        | -            | -            | -          | -           | -          | -        | -        | 60         |
| Goodson          | 5         | -            | -            | -          | -           | -          | -        | -        | 30         |
| Smith            | 5         | -            | -            | -          | -           | -          | -        | -        | 30         |
| Sargent          | 4         | -            | -            | -          | -           | -          | -        | -        | 24         |
| Tracy            | 4         | -            | -            | -          | -           | -          | -        | -        | 24         |
| Ragaini          | 2         | -            | -            | -          | -           | -          | -        | -        | 12         |
| Ross             | 1         | -            | -            | -          | -           | -          | -        | -        | 6          |
| Niemann          | 1         | -            | -            | -          | -           | -          | -        | -        | 6          |
| Petras           | 1         | -            | -            | -          | -           | -          | -        | -        | 6          |
| Young, T.        | 1         | -            | -            | -          | -           | -          | -        | -        | 6          |
| Stanley          | 1         | -            | -            | 0-1        | -           | 0-2        | -        | -        | 6          |
| Martin           | 1         | -            | -            | -          | -           | -          | -        | -        | 6          |
| Rastetter        | -         | -            | -            | -          | -           | 0-1        | -        | -        | 0          |
| <b>Total</b>     | <b>36</b> | <b>29-34</b> | <b>32-32</b> | <b>0-1</b> | <b>-</b>    | <b>0-3</b> | <b>-</b> | <b>-</b> | <b>335</b> |
| <b>Opponents</b> | <b>21</b> | <b>12-18</b> | <b>20-21</b> | <b>-</b>   | <b>-</b>    | <b>-</b>   | <b>-</b> | <b>-</b> | <b>182</b> |

|                  | No.       | Yds         | Avg         | Long      | TB       | FC        | I20       | 50+       | Blk      |
|------------------|-----------|-------------|-------------|-----------|----------|-----------|-----------|-----------|----------|
| <b>PUNTING</b>   |           |             |             |           |          |           |           |           |          |
| Sleep-Dalton     | 58        | 2419        | 41.7        | 63        | 4        | 22        | 23        | 10        | 0        |
| Stanley          | 1         | 34          | 34.0        | 34        | 1        | 0         | 0         | 0         | 0        |
| <b>Total</b>     | <b>59</b> | <b>2453</b> | <b>41.6</b> | <b>63</b> | <b>5</b> | <b>22</b> | <b>23</b> | <b>10</b> | <b>0</b> |
| <b>Opponents</b> | <b>79</b> | <b>3212</b> | <b>40.7</b> | <b>69</b> | <b>5</b> | <b>32</b> | <b>26</b> | <b>12</b> | <b>0</b> |

|                    | FG-Att       | Pct         | 01-19      | 20-29      | 30-39      | 40-49      | 50+        | Lg        | Blk      |
|--------------------|--------------|-------------|------------|------------|------------|------------|------------|-----------|----------|
| <b>FIELD GOALS</b> |              |             |            |            |            |            |            |           |          |
| Duncan             | 29-34        | 85.3        | 1-1        | 10-10      | 4-5        | 14-18      | 0-0        | 49        | 0        |
| <b>Opponents</b>   | <b>12-17</b> | <b>70.6</b> | <b>0-0</b> | <b>7-7</b> | <b>3-5</b> | <b>2-2</b> | <b>0-3</b> | <b>43</b> | <b>0</b> |

| FG SEQUENCE      | IOWA                      | OPPONENTS    |
|------------------|---------------------------|--------------|
| Miami, Ohio      | (21)                      | -            |
| Rutgers          | (46),(19),(43)            | -            |
| Iowa State       | (25),(40),(42),(39)       | (26)         |
| Middle Tennessee | (49),39,(42)              | (43)         |
| Michigan         | (22)                      | (28),58,34   |
| Penn State       | (47),44,(24)              | (33)         |
| Purdue           | (30),(44),(42),(38)       | (27),(36)    |
| Northwestern     | 46,(40),(28)              | -            |
| Wisconsin        | (24),(40),(39)            | 31,(29)      |
| Minnesota        | (27)                      | 50,(24),(20) |
| Illinois         | 43,(23),47,(45),(24),(29) | 51,(28)      |
| Nebraska         | (49),(48)                 | (41)         |
| USC              | -                         | (32),39      |

Numbers in parenthesis indicate FG was made

## TEAM STATISTICS (All Games)

|                          | Iowa         | Opp.         |
|--------------------------|--------------|--------------|
| <b>SCORING</b>           | 335          | 182          |
| Points Per Game          | 25.8         | 14.0         |
| Touchdowns               | 36           | 21           |
| Field Goals-Attempts     | 29-34        | 12-18        |
| PATs-Attempts            | 32-36        | 20-21        |
| <b>FIRST DOWNS</b>       | 248          | 216          |
| Rushing                  | 99           | 83           |
| Passing                  | 135          | 121          |
| Penalty                  | 14           | 12           |
| <b>RUSHING</b>           |              |              |
| Net yards Rushing        | 1789         | 1463         |
| Yards gained rushing     | 2128         | 1769         |
| Yards lost rushing       | 339          | 306          |
| Rushing Attempts         | 453          | 418          |
| Average Per Rush         | 3.9          | 3.5          |
| Average Per Game         | 137.6        | 112.5        |
| TDs Rushing              | 17           | 6            |
| <b>PASSING</b>           |              |              |
| Passing Yards            | 2976         | 2544         |
| Comp-Att-Int             | 243-411-7    | 248-417-12   |
| Average Per Pass         | 7.2          | 6.1          |
| Average Per Catch        | 12.2         | 10.3         |
| Average Per Game         | 228.9        | 195.7        |
| TDs Passing              | 16           | 14           |
| <b>TOTAL OFFENSE</b>     |              |              |
| Total Plays-Yards        | 864-4765     | 835-4007     |
| Average Per Play         | 5.5          | 4.8          |
| Average Per Game         | 366.5        | 308.2        |
| <b>PUNTING</b>           |              |              |
| Number-Yards             | 59-2453      | 79-3212      |
| Average Per Punt         | 41.6         | 40.7         |
| Net Punt Average         | 38.6         | 37.9         |
| <b>MISCELLANEOUS</b>     |              |              |
| Kickoff Returns: #-Yards | 20-531       | 28-482       |
| Kickoff Return Average   | 26.5         | 17.2         |
| Punt Returns: #-Yards    | 15-121       | 11-73        |
| Punt Returns Average     | 8.1          | 6.6          |
| Int. Returns: #-Yards    | 12-73        | 7-77         |
| Int. Return Average      | 6.1          | 11.0         |
| Fumbles-Lost             | 9-5          | 15-9         |
| Penalties-Yards          | 56-421       | 71-599       |
| Average Per Game         | 32.4         | 46.1         |
| Time of Possession/Game  | 32:02        | 27:58        |
| 3rd-Down Conversions (%) | 77/188 (41%) | 72/190 (38%) |
| 4th-Down Conversions (%) | 15/21 (71%)  | 4/13 (31%)   |
| Sacks By-Yards           | 33-186       | 23-219       |
| Misc. Yards              | 0            | 0            |

## TEAM STATISTICS (Big Ten Games Only)

|                          | Iowa           | Opp.           |
|--------------------------|----------------|----------------|
| <b>SCORING</b>           | 182            | 124            |
| Points Per Game          | 20.2           |                |
| Touchdowns               | 17             | 14             |
| Field Goals-Attempts     | 22-26          | 9-14           |
| PATs-Attempts            | 14-17          | 13-14          |
| <b>FIRST DOWNS</b>       | 154            | 153            |
| Rushing                  | 53             | 65             |
| Passing                  | 89             | 79             |
| Penalty                  | 12             | 9              |
| <b>RUSHING</b>           |                |                |
| Net yards Rushing        | 998            | 1211           |
| Yards gained rushing     | 1232           | 1432           |
| Yards lost rushing       | 234            | 221            |
| Rushing Attempts         | 289            | 332            |
| Average Per Rush         | 3.5            | 3.6            |
| Average Per Game         | 110.9          | 134.6          |
| TDs Rushing              | 7              | 5              |
| <b>PASSING</b>           |                |                |
| Passing Yards            | 2017           | 1561           |
| Comp-Att-Int             | 162-289-7      | 155-280-10     |
| Average Per Pass         | 7.0            | 5.6            |
| Average Per Catch        | 12.5           | 10.1           |
| Average Per Game         | 224.1          | 173.4          |
| TDs Passing              | 9              | 8              |
| <b>TOTAL OFFENSE</b>     |                |                |
| Total Plays-Yards        | 3015           | 2772           |
| Average Per Play         | 5.2            | 4.5            |
| Average Per Game         | 335.0          | 308.0          |
| <b>PUNTING</b>           |                |                |
| Number-Yards             | 48-2004        | 56-2267        |
| Average Per Punt         | 41.8           | 40.5           |
| Net Punt Average         | 38.6           | 38.1           |
| <b>MISCELLANEOUS</b>     |                |                |
| Kickoff Returns: #-Yards | 13-315         | 22-381         |
| Kickoff Return Average   | 24.2           | 17.3           |
| Punt Returns: #-Yards    | 10-91          | 10-73          |
| Punt Return Average      | 9.1            | 7.3            |
| Int. Returns: #-Yards    | 10-34          | 7-77           |
| Int. Return Average      | 3.4            | 11.0           |
| Fumbles-Lost             | 6-4            | 10-5           |
| Penalties-Yards          | 40-331         | 46-408         |
| Average Per Game         | 36.8           | 45.3           |
| Time of Possession/Game  | 30:41          | 29:19          |
| 3rd-Down Conversions (%) | 40/126 (31.7%) | 55/143 (38.5%) |
| 4th-Down Conversions (%) | 10/15 (66.7%)  | 3/11 (27.3%)   |
| Sacks By-Yards           | 25-134         | 16-139         |
| Misc. Yards              | 0              | 0              |



| <b>RUSHING</b>   | <b>G</b>  | <b>Att</b> | <b>Gain</b> | <b>Loss</b> | <b>Net</b>  | <b>Avg</b> | <b>TD</b> | <b>Long</b> | <b>Avg/G</b> |
|------------------|-----------|------------|-------------|-------------|-------------|------------|-----------|-------------|--------------|
| Goodson          | 13        | 134        | 687         | 49          | 638         | 4.8        | 5         | 55          | 49.1         |
| Sargent          | 13        | 119        | 574         | 11          | 563         | 4.7        | 4         | 30          | 43.3         |
| Young, T.        | 12        | 81         | 442         | 10          | 432         | 5.3        | 1         | 52          | 36.0         |
| Smith-Marsette   | 13        | 11         | 110         | 2           | 108         | 9.8        | 3         | 45          | 8.3          |
| Tracy            | 13        | 6          | 48          | 9           | 39          | 6.5        | 1         | 23          | 3.0          |
| Kelly-Martin     | 4         | 6          | 23          | 0           | 23          | 3.8        | 0         | 9           | 5.8          |
| Stanley          | 13        | 76         | 229         | 222         | 7           | 0.1        | 1         | 16          | 0.5          |
| Martin           | 8         | 1          | 5           | 0           | 5           | 5.0        | 0         | 5           | 0.6          |
| Ross             | 13        | 6          | 7           | 4           | 3           | 0.5        | 1         | 3           | 0.2          |
| Ragaini          | 13        | 1          | 2           | 0           | 2           | 2.0        | 0         | 2           | 0.2          |
| Petras           | 3         | 1          | 1           | 0           | 1           | 1.0        | 1         | 1           | 0.3          |
| Pallissard       | 5         | 1          | 0           | 0           | 0           | 0.0        | 0         | 0           | 0.0          |
| Pottebaum        | 11        | 1          | 0           | 0           | 0           | 0.0        | 0         | 0           | 0.0          |
| Team             | 13        | 9          | 0           | 32          | -32         | -3.6       | 0         | 0           | -5.3         |
| <b>Total</b>     | <b>13</b> | <b>453</b> | <b>2128</b> | <b>339</b>  | <b>1789</b> | <b>3.9</b> | <b>17</b> | <b>55</b>   | <b>137.6</b> |
| <b>Opponents</b> | <b>13</b> | <b>418</b> | <b>1769</b> | <b>306</b>  | <b>1463</b> | <b>3.5</b> | <b>6</b>  | <b>42</b>   | <b>112.5</b> |

| <b>PASSING</b>   | <b>G</b>  | <b>Effic.</b> | <b>Cmp-Att-Int</b> | <b>Pct.</b> | <b>Yds.</b> | <b>TD</b> | <b>Lng</b> | <b>Avg/G</b> |
|------------------|-----------|---------------|--------------------|-------------|-------------|-----------|------------|--------------|
| Stanley          | 13        | 131.25        | 237-399-7          | 59.4        | 2951        | 16        | 75         | 227.0        |
| Petras           | 3         | 81.00         | 6-10-0             | 60.0        | 25          | 0         | 9          | 8.3          |
| Smith-Marsette   | 13        | 0.00          | 0-1-0              | 0.0         | 0           | 0         | 0          | 0.0          |
| Team             | 13        | 0.00          | 0-1-0              | 0.0         | 0           | 0         | 0          | 0.0          |
| <b>Total</b>     | <b>13</b> | <b>129.39</b> | <b>243-411-7</b>   | <b>59.1</b> | <b>2976</b> | <b>16</b> | <b>75</b>  | <b>228.9</b> |
| <b>Opponents</b> | <b>13</b> | <b>116.04</b> | <b>248-417-12</b>  | <b>59.5</b> | <b>2544</b> | <b>14</b> | <b>73</b>  | <b>195.7</b> |

| <b>ALL PURPOSE</b> | <b>G</b>  | <b>Rush</b> | <b>Rec</b>  | <b>PR</b>  | <b>KOR</b> | <b>IR</b> | <b>Tot</b>  | <b>Avg/G</b> |
|--------------------|-----------|-------------|-------------|------------|------------|-----------|-------------|--------------|
| Smith-Marsette     | 13        | 108         | 722         | 0          | 503        | 0         | 1333        | 102.5        |
| Goodson            | 13        | 638         | 166         | 0          | 0          | 0         | 804         | 61.8         |
| Sargent            | 13        | 563         | 138         | 0          | 0          | 0         | 701         | 53.9         |
| Tracy              | 13        | 39          | 589         | 0          | 0          | 0         | 628         | 48.3         |
| Ragaini            | 13        | 2           | 439         | 96         | 0          | 0         | 537         | 41.3         |
| Young, T.          | 12        | 432         | 7           | 0          | 0          | 0         | 439         | 36.6         |
| Smith              | 9         | 0           | 439         | 0          | 0          | 0         | 439         | 48.8         |
| LaPorta            | 12        | 0           | 188         | 0          | 0          | 0         | 188         | 15.7         |
| Wieting            | 11        | 0           | 117         | 0          | 0          | 0         | 117         | 10.6         |
| Beyer              | 13        | 0           | 117         | 0          | 0          | 0         | 117         | 9.0          |
| Kelly-Martin       | 4         | 23          | 25          | 0          | 0          | 0         | 48          | 12.0         |
| Martin             | 8         | 5           | 28          | 0          | 0          | 0         | 33          | 4.1          |
| Niemann            | 13        | 0           | 0           | 0          | 0          | 25        | 25          | 1.9          |
| Koerner            | 13        | 0           | 0           | 0          | 0          | 20        | 20          | 1.5          |
| Young, D.          | 13        | 0           | 0           | 0          | 18         | 0         | 18          | 1.4          |
| Cooper             | 8         | 0           | -3          | 17         | 0          | 0         | 14          | 1.8          |
| Ojemudia           | 12        | 0           | 0           | 0          | 0          | 12        | 12          | 1.0          |
| Pottebaum          | 11        | 0           | 0           | 0          | 10         | 0         | 10          | 0.9          |
| Stone              | 13        | 0           | 0           | 8          | 0          | 0         | 8           | 0.6          |
| Stanley            | 13        | 7           | 0           | 0          | 0          | 0         | 7           | 0.5          |
| Moss               | 9         | 0           | 0           | 0          | 0          | 7         | 7           | 0.8          |
| Ross               | 13        | 3           | 4           | 0          | 0          | 0         | 7           | 0.5          |
| Colbert            | 13        | 0           | 0           | 0          | 0          | 6         | 6           | 0.5          |
| Golston            | 13        | 0           | 0           | 0          | 0          | 3         | 3           | 0.2          |
| Petras             | 3         | 1           | 0           | 0          | 0          | 0         | 1           | 0.3          |
| Team               | 13        | -32         | 0           | 0          | 0          | 0         | -32         | -5.3         |
| <b>Total</b>       | <b>13</b> | <b>1789</b> | <b>2976</b> | <b>121</b> | <b>531</b> | <b>73</b> | <b>5490</b> | <b>422.3</b> |
| <b>Opponents</b>   | <b>13</b> | <b>1463</b> | <b>2544</b> | <b>73</b>  | <b>482</b> | <b>77</b> | <b>4639</b> | <b>356.8</b> |

| TOTAL OFFENSE    | G         | Plays      | Rush        | Pass        | Total       | Avg/G        |
|------------------|-----------|------------|-------------|-------------|-------------|--------------|
| Stanley          | 13        | 475        | 7           | 2951        | 2958        | 227.5        |
| Goodson          | 13        | 134        | 638         | 0           | 638         | 49.1         |
| Sargent          | 13        | 119        | 563         | 0           | 563         | 43.3         |
| Young, T.        | 12        | 81         | 432         | 0           | 432         | 36.0         |
| Smith-Marsette   | 13        | 12         | 108         | 0           | 108         | 8.3          |
| Tracy            | 13        | 6          | 39          | 0           | 39          | 3.0          |
| Petras           | 3         | 11         | 1           | 25          | 26          | 8.7          |
| Kelly-Martin     | 4         | 6          | 23          | 0           | 23          | 5.8          |
| Martin           | 8         | 1          | 5           | 0           | 5           | 0.6          |
| Ross             | 13        | 6          | 3           | 0           | 3           | 0.2          |
| Ragaini          | 13        | 1          | 2           | 0           | 2           | 0.2          |
| Team             | 13        | 10         | -32         | 0           | -32         | -5.3         |
| <b>Total</b>     | <b>13</b> | <b>864</b> | <b>1789</b> | <b>2976</b> | <b>4765</b> | <b>366.5</b> |
| <b>Opponents</b> | <b>13</b> | <b>835</b> | <b>1463</b> | <b>2544</b> | <b>4007</b> | <b>308.2</b> |

| RECEIVING        | G         | No.        | Yds         | Avg         | TD        | Long      | Avg/G        |
|------------------|-----------|------------|-------------|-------------|-----------|-----------|--------------|
| Ragaini          | 13        | 46         | 439         | 9.5         | 2         | 45        | 33.8         |
| Smith-Marsette   | 13        | 44         | 722         | 16.4        | 5         | 58        | 55.5         |
| Smith            | 9         | 37         | 439         | 11.9        | 5         | 34        | 48.8         |
| Tracy            | 13        | 36         | 589         | 16.4        | 3         | 75        | 45.3         |
| Goodson          | 13        | 24         | 166         | 6.9         | 0         | 31        | 12.8         |
| LaPorta          | 12        | 15         | 188         | 12.5        | 0         | 41        | 15.7         |
| Sargent          | 13        | 14         | 138         | 9.9         | 0         | 41        | 10.6         |
| Wieting          | 11        | 10         | 117         | 11.7        | 0         | 25        | 10.6         |
| Beyer            | 13        | 7          | 117         | 16.7        | 0         | 40        | 9.0          |
| Martin           | 8         | 5          | 28          | 5.6         | 1         | 9         | 3.5          |
| Kelly-Martin     | 4         | 2          | 25          | 12.5        | 0         | 25        | 6.2          |
| Young, T.        | 12        | 1          | 7           | 7.0         | 0         | 7         | 0.6          |
| Ross             | 13        | 1          | 4           | 4.0         | 0         | 4         | 0.3          |
| Cooper           | 8         | 1          | -3          | -3.0        | 0         | 0         | -0.4         |
| <b>Total</b>     | <b>13</b> | <b>243</b> | <b>2976</b> | <b>12.2</b> | <b>16</b> | <b>75</b> | <b>228.9</b> |
| <b>Opponents</b> | <b>13</b> | <b>248</b> | <b>2544</b> | <b>10.3</b> | <b>14</b> | <b>73</b> | <b>195.7</b> |

| INTERCEPTIONS    | No.       | Yds       | Avg         | TD       | Long      |
|------------------|-----------|-----------|-------------|----------|-----------|
| Ojemudia         | 3         | 12        | 4.0         | 0        | 14        |
| Hankins          | 2         | 0         | 0.0         | 0        | 0         |
| Moss             | 2         | 7         | 3.5         | 0        | 7         |
| Golston          | 1         | 3         | 3.0         | 0        | 3         |
| Niemann          | 1         | 25        | 25.0        | 1        | 25        |
| Koerner          | 1         | 20        | 20.0        | 0        | 20        |
| Colbert          | 1         | 6         | 6.0         | 0        | 6         |
| Stone            | 1         | 0         | 0.0         | 0        | 0         |
| <b>Total</b>     | <b>12</b> | <b>73</b> | <b>6.1</b>  | <b>1</b> | <b>25</b> |
| <b>Opponents</b> | <b>7</b>  | <b>77</b> | <b>11.0</b> | <b>1</b> | <b>38</b> |

| PUNT RETURNS     | No.       | Yds        | Avg        | TD       | Long      |
|------------------|-----------|------------|------------|----------|-----------|
| Ragaini          | 9         | 96         | 10.7       | 0        | 17        |
| Cooper           | 5         | 17         | 3.4        | 0        | 16        |
| Stone            | 1         | 8          | 8.0        | 0        | 8         |
| <b>Total</b>     | <b>15</b> | <b>121</b> | <b>8.1</b> | <b>0</b> | <b>17</b> |
| <b>Opponents</b> | <b>11</b> | <b>73</b>  | <b>6.6</b> | <b>0</b> | <b>36</b> |

| FUMBLE RETURNS   | No.      | Yds       | Avg         | TD       | Lng       |
|------------------|----------|-----------|-------------|----------|-----------|
| <b>Total</b>     | <b>0</b> | <b>0</b>  | <b>0.0</b>  | <b>0</b> | <b>0</b>  |
| <b>Opponents</b> | <b>1</b> | <b>15</b> | <b>15.0</b> | <b>0</b> | <b>15</b> |

| KICK RETURNS     | No.       | Yds        | Avg         | TD       | Lng       |
|------------------|-----------|------------|-------------|----------|-----------|
| Smith-Marsette   | 17        | 503        | 29.6        | 2        | 98        |
| Wieting          | 1         | 0          | 0.0         | 0        | 0         |
| Young, D.        | 1         | 18         | 18.0        | 0        | 18        |
| Pottebaum        | 1         | 10         | 10.0        | 0        | 10        |
| <b>Total</b>     | <b>20</b> | <b>531</b> | <b>26.5</b> | <b>2</b> | <b>98</b> |
| <b>Opponents</b> | <b>28</b> | <b>482</b> | <b>17.2</b> | <b>0</b> | <b>38</b> |

**DEFENSIVE STATISTICS**

|               |    | ( Tackles ) |     |       |          | Sacks (  |         | Pass Def ) |     | ( Fumbles ) |    | Blkd |     |
|---------------|----|-------------|-----|-------|----------|----------|---------|------------|-----|-------------|----|------|-----|
| Player        | GP | UT          | AT  | Total | For Loss | No-Yards | Int-Yds | BrUp       | QBH | Rcv-Yds     | FF | Kick | Saf |
| Welch         | 10 | 44          | 43  | 87    | 9.0-28   | 3.0-17   | .       | 3          | 1   | 1-0         | 1  | .    | .   |
| Koerner       | 13 | 49          | 32  | 81    | 1.0-2    | .        | 1-20    | 5          | .   | 2-0         | 1  | .    | .   |
| Stone         | 13 | 46          | 24  | 70    | 3.0-18   | 1.0-14   | 1-0     | 4          | 2   | 1-0         | 3  | .    | .   |
| Colbert       | 13 | 34          | 27  | 61    | 2.5-5    | .        | 1-6     | 4          | 1   | .           | .  | .    | .   |
| Hankins       | 10 | 37          | 21  | 58    | 1.5-8    | .        | 2-0     | 7          | 1   | .           | .  | .    | .   |
| Ojemudia      | 12 | 41          | 11  | 52    | 1.0-6    | .        | 3-12    | 9          | .   | 1-0         | .  | .    | .   |
| Epenesa       | 13 | 32          | 17  | 49    | 14.5-82  | 11.5-67  | .       | 3          | 9   | .           | 4  | .    | .   |
| Golston       | 13 | 26          | 21  | 47    | 9.5-28   | 3.0-16   | 1-3     | 5          | 7   | .           | .  | .    | .   |
| Lattimore     | 13 | 24          | 20  | 44    | 3.5-19   | 2.5-15   | .       | .          | 4   | 1-0         | .  | .    | .   |
| Belton        | 8  | 20          | 13  | 33    | 2.0-3    | .        | .       | .          | .   | .           | .  | .    | .   |
| Niemann       | 13 | 15          | 17  | 32    | 2.5-18   | 1.0-8    | 1-25    | .          | 2   | .           | .  | .    | .   |
| Reiff         | 10 | 11          | 19  | 30    | 2.0-5    | 2.0-5    | .       | 1          | 1   | .           | .  | .    | .   |
| Nixon         | 13 | 19          | 10  | 29    | 5.5-19   | 3.0-10   | .       | 1          | 5   | .           | .  | .    | .   |
| Doyle         | 13 | 13          | 10  | 23    | 0.5-2    | .        | .       | .          | 1   | .           | 1  | .    | .   |
| Johnson       | 10 | 11          | 3   | 14    | .        | .        | .       | 2          | .   | .           | .  | .    | .   |
| Schulte, A.   | 11 | 4           | 8   | 12    | 1.0-2    | .        | .       | .          | 1   | .           | .  | .    | .   |
| Benson        | 13 | 6           | 5   | 11    | .        | .        | .       | .          | .   | .           | .  | .    | .   |
| Roberts       | 12 | 3           | 8   | 11    | .        | .        | .       | .          | .   | .           | .  | .    | .   |
| Young, D.     | 13 | 7           | 3   | 10    | .        | .        | .       | .          | .   | 1-0         | .  | .    | .   |
| Jones, A.     | 12 | 5           | 3   | 8     | 1.0-11   | 1.0-11   | .       | .          | .   | .           | .  | .    | .   |
| Wade          | 13 | 2           | 6   | 8     | 0.5-1    | .        | .       | .          | .   | .           | .  | .    | .   |
| Evans, J.     | 8  | 5           | 2   | 7     | 4.0-16   | 4.0-16   | .       | .          | 1   | .           | .  | .    | .   |
| VanValkenburg | 10 | 2           | 4   | 6     | .        | .        | .       | .          | .   | .           | .  | .    | .   |
| Campbell      | 11 | 2           | 3   | 5     | .        | .        | .       | .          | .   | .           | .  | .    | .   |
| Milani        | 13 | 2           | 3   | 5     | .        | .        | .       | .          | .   | 1-0         | .  | .    | .   |
| Merriweather  | 2  | 2           | 3   | 5     | .        | .        | .       | .          | .   | .           | .  | .    | .   |
| Moss          | 9  | 5           | .   | 5     | 1.0-1    | .        | 2-7     | 3          | .   | .           | .  | .    | .   |
| Shannon       | 7  | 2           | 3   | 5     | .        | .        | .       | .          | .   | 1-0         | 1  | .    | .   |
| Waggoner      | 10 | 1           | 2   | 3     | 1.5-8    | 1.0-7    | .       | .          | .   | .           | .  | .    | .   |
| Dvorak        | 12 | .           | 3   | 3     | .        | .        | .       | .          | .   | .           | .  | .    | .   |
| Marchese      | 11 | .           | 2   | 2     | .        | .        | .       | .          | .   | .           | .  | .    | .   |
| Harris        | 2  | 2           | .   | 2     | .        | .        | .       | .          | .   | .           | .  | .    | .   |
| Shudak        | 13 | 2           | .   | 2     | .        | .        | .       | .          | .   | .           | .  | .    | .   |
| Smith-Marsett | 13 | 1           | .   | 1     | .        | .        | .       | .          | .   | .           | .  | .    | .   |
| Paulsen, La.  | 12 | 1           | .   | 1     | .        | .        | .       | .          | .   | .           | .  | .    | .   |
| Tracy         | 13 | 1           | .   | 1     | .        | .        | .       | .          | .   | .           | .  | .    | .   |
| Stanley       | 13 | 1           | .   | 1     | .        | .        | .       | .          | .   | .           | .  | .    | .   |
| Subbert       | 13 | .           | 1   | 1     | .        | .        | .       | .          | .   | .           | .  | .    | .   |
| Ross          | 13 | 1           | .   | 1     | .        | .        | .       | .          | .   | .           | .  | .    | .   |
| Smith         | 9  | .           | 1   | 1     | .        | .        | .       | .          | .   | .           | .  | .    | .   |
| Total         | 13 | 479         | 348 | 827   | 67-282   | 33-186   | 12-73   | 47         | 36  | 9-0         | 11 | .    | .   |
| Opponents     | 13 | 503         | 342 | 845   | 72-320   | 23-219   | 7-77    | 40         | 29  | 5-15        | 5  | .    | .   |



**INDIVIDUAL**

|                       |               |   |
|-----------------------|---------------|---|
| Points                | 18            | Ihmir Smith-Marsette vs. USC, 12/27/19        |
| Rushing Attempts      | 21            | Tyler Goodson vs. Illinois, 11/23/19          |
| Yards Rushing         | 131           | Toren Young vs. Middle Tennessee, 9/28/19     |
| Pass Attempts         | 43 (25 comp.) | Nate Stanley vs. Penn State, 10/12/19         |
| Pass Completions      | 25 (43 att.)  | Nate Stanley vs. Penn State, 10/12/19         |
| Yards Passing         | 308           | Nate Stanley vs. Illinois, 11/23/19           |
| Receptions            | 9             | Brandon Smith vs. Purdue, 10/19/19            |
| Yards Receiving       | 130           | Tyrone Tracy, Jr., at Wisconsin, 11/9/19      |
| Yards Total Offense   | 316           | Nate Stanley vs. Illinois, 11/23/19           |
| All-Purpose Yards     | 203           | Ihmir Smith-Marsette vs. USC, 12/27/19        |
| Yards Punt Returns    | 17            | Nico Ragaini at Michigan, 10/5/19             |
| Yards Kickoff Returns | 142           | Ihmir Smith-Marsette vs. USC, 12/27/19        |
| Field Goals Made      | 4             | Keith Duncan, 3X, last vs. Illinois, 11/23/19 |
| Extra Points          | 7             | Keith Duncan vs. USC, 12/27/19                |
| Interceptions         | 1             | 11X, Nick Niemann vs. USC, 12/27/19           |
| Tackles               | 14            | A.J. Epenesa at Nebraska, 11/29/19            |
| Sacks                 | 2.5           | A.J. Epenesa, 2X, last vs. USC, 12/27/19      |
| TFL's                 | 4.5           | A.J. Epenesa at Nebraska, 11/29/19            |

**TEAM OFFENSE (IOWA HIGHS)**

|                     |                |                               |
|---------------------|----------------|-------------------------------|
| Points              | 49             | vs. USC, 12/27/19             |
| Rushing Attempts    | 51             | vs. Middle Tennessee, 9/28/19 |
| Net Yards Rushing   | 351            | vs. Middle Tennessee, 9/28/19 |
| Pass Attempts       | 43 (25 comp.)  | vs. Penn State, 10/12/19      |
| Pass Completions    | 25 (43 comp.)  | vs. Penn State, 10/12/19      |
| Yards Passing       | 308 (18-of-35) | vs. Illinois, 11/23/19        |
| Yards Total Offense | 644            | vs. Middle Tennessee, 9/28/19 |
| Total Plays         | 80             | vs. Middle Tennessee, 9/28/19 |
| First Downs         | 30             | vs. Middle Tennessee, 9/28/19 |

**TEAM DEFENSE (OPPONENTS LOWS)**

|                     |               |                                    |
|---------------------|---------------|------------------------------------|
| Points              | 0             | 2X, last at Northwestern, 10/26/19 |
| Rushing Attempts    | 18            | 2X, last vs. USC, 12/27/19         |
| Net Yards Rushing   | 22            | vs. USC, 12/27/19                  |
| Pass Attempts       | 23 (11 comp.) | at Nebraska, 11/29/19              |
| Pass Completions    | 9 (26 att.)   | vs. Rutgers, 9/7/19                |
| Yards Passing       | 41            | vs. Rutgers, 9/7/19                |
| Yards Total Offense | 125           | vs. Rutgers, 9/7/19                |
| Total Plays         | 49            | vs. Rutgers, 9/7/19                |
| First Downs         | 5             | vs. Rutgers, 9/7/19                |

**LONGEST PLAYS**

|                     |                     |  |
|---------------------|---------------------|--|
| Run                 | 55 (TD)             | Tyler Goodson at Nebraska, 11/29/19          |
| Reception           | 75 (TD)             | Tyrone Tracy, Jr., at Wisconsin, 11/9/19     |
| Field Goal          | 49                  | Keith Duncan, 2X, last at Nebraska, 11/29/19 |
| Interception Return | 25 (TD)             | Nick Niemann vs. USC, 12/27/19 (TD)          |
| Fumble Return       | --                  |  |
| Punt Return         | 17                  | Nico Ragaini at Michigan, 10/5/19            |
| Kickoff Return      | 98 (TD)             | Ihmir Smith-Marsette vs. USC, 12/27/19       |
| Scoring drive       | 97 (11 plays, 5:37) | vs. Rutgers, 9/7/19                          |
| Non-scoring drive   | 78 (13 plays, 1:45) | vs. Middle Tennessee, 9/28/19                |

**OFFENSE**

| Opponent              | WR       | TE/WR     | LT        | LG           | C          | RG           | RT          | QB        | RB       | FB/TE    | WR/TE          |
|-----------------------|----------|-----------|-----------|--------------|------------|--------------|-------------|-----------|----------|----------|----------------|
| Miami, Ohio           | Smith    | Wieting   | Jackson   | La. Paulsen  | Linderbaum | Le. Paulsen  | Wirfs       | Stanley   | Sargent  | Beyer    | Smith-Marsette |
| Rutgers               | Smith    | Tracy     | Wirfs     | La. Paulsen  | Linderbaum | Schott       | Le. Paulsen | Stanley   | Sargent  | Ross     | Smith-Marsette |
| at Iowa State         | Smith    | Ragaini   | Wirfs     | La. Paulsen  | Linderbaum | Schott       | Le. Paulsen | Stanley   | Sargent  | Wieting  | Smith-Marsette |
| MTSU                  | Smith    | Wieting   | Wirfs     | La. Paulsen  | Linderbaum | Banwart      | Le. Paulsen | Stanley   | Sargent  | Ross     | Smith-Marsette |
| at Michigan           | Smith    | Wieting   | Jackson   | La. Paulsen  | Linderbaum | Banwart      | Wirfs       | Stanley   | Sargent  | Beyer    | Tracy          |
| Penn State            | Smith    | Wieting   | Jackson   | La. Paulsen  | Linderbaum | Kallenberger | Wirfs       | Stanley   | Sargent  | Beyer    | Smith-Marsette |
| Purdue                | Smith    | Wieting   | Jackson   | La. Paulsen  | Linderbaum | Kallenberger | Wirfs       | Stanley   | Sargent  | Beyer    | Smith-Marsette |
| at N'western          | Tracy    | Ragaini   | Jackson   | La. Paulsen  | Linderbaum | Kallenberger | Wirfs       | Stanley   | Sargent  | Beyer    | Smith-Marsette |
| at Wisconsin          | Tracy    | LaPorta   | Jackson   | Schott       | Linderbaum | Kallenberger | Wirfs       | Stanley   | Young    | Beyer    | Cook           |
| Minnesota             | Tracy    | Wieting   | Jackson   | La. Paulsen  | Linderbaum | Schott       | Wirfs       | Stanley   | Goodson  | Ross     | Smith-Marsette |
| Illinois              | Tracy    | Wieting   | Jackson   | La. Paulsen  | Linderbaum | Schott       | Wirfs       | Stanley   | Goodson  | Ross     | Smith-Marsette |
| at Nebraska           | Tracy    | Wieting   | Jackson   | La. Paulsen  | Linderbaum | Schott       | Wirfs       | Stanley   | Goodson  | Beyer    | Smith-Marsette |
| vs. USC               | Tracy    | Wieting   | Jackson   | Kallenberger | Linderbaum | Schott       | Wirfs       | Stanley   | Goodson  | Beyer    | LaPorta        |
| <b>Consec. Starts</b> | <b>6</b> | <b>4</b>  | <b>9</b>  | <b>1</b>     | <b>13</b>  | <b>4</b>     | <b>25</b>   | <b>39</b> | <b>4</b> | <b>2</b> | <b>1</b>       |
| <b>Career Starts</b>  | <b>8</b> | <b>16</b> | <b>34</b> | <b>5</b>     | <b>13</b>  | <b>6</b>     | <b>33</b>   | <b>39</b> | <b>4</b> | <b>7</b> | <b>2</b>       |

**DEFENSE**

| Opponent              | RE        | DT        | DT        | LE        | WLB       | MLB       | OLB/CASH | CB        | CB        | SS        | FS/LB        |
|-----------------------|-----------|-----------|-----------|-----------|-----------|-----------|----------|-----------|-----------|-----------|--------------|
| Miami, Ohio           | Epenesa   | Reiff     | Lattimore | Golston   | Colbert   | Welch     | Johnson  | Ojemudia  | Hankins   | Stone     | Merriweather |
| Rutgers               | Epenesa   | Reiff     | Lattimore | Golston   | Colbert   | Welch     | Niemann  | Ojemudia  | Hankins   | Stone     | Koerner      |
| at Iowa State         | Epenesa   | Nixon     | Lattimore | Golston   | Colbert   | Welch     | Niemann  | Ojemudia  | Johnson   | Stone     | Koerner      |
| MTSU                  | Epenesa   | Schulte   | Lattimore | Golston   | Colbert   | Welch     | Niemann  | Ojemudia  | Johnson   | Stone     | Koerner      |
| at Michigan           | Epenesa   | Schulte   | Lattimore | Golston   | Colbert   | Welch     | Niemann  | Ojemudia  | Johnson   | Stone     | Koerner      |
| Penn State            | Epenesa   | Reiff     | Lattimore | Golston   | Colbert   | Welch     | Niemann  | Ojemudia  | Hankins   | Stone     | Koerner      |
| Purdue                | Epenesa   | Reiff     | Lattimore | Golston   | Colbert   | Doyle     | Niemann  | Ojemudia  | Hankins   | Stone     | Koerner      |
| at N'western          | Epenesa   | Reiff     | Lattimore | Golston   | Colbert   | Doyle     | Belton   | Ojemudia  | Hankins   | Stone     | Koerner      |
| at Wisconsin          | Epenesa   | Reiff     | Lattimore | Golston   | Colbert   | Campbell  | Niemann  | Ojemudia  | Hankins   | Stone     | Wade         |
| Minnesota             | Epenesa   | Reiff     | Lattimore | Golston   | Colbert   | Welch     | Belton   | Moss      | Hankins   | Stone     | Koerner      |
| Illinois              | Epenesa   | Reiff     | Lattimore | Golston   | Colbert   | Welch     | Belton   | Ojemudia  | Hankins   | Stone     | Koerner      |
| at Nebraska           | Epenesa   | Reiff     | Lattimore | Golston   | Colbert   | Welch     | Niemann  | Ojemudia  | Hankins   | Stone     | Koerner      |
| vs. USC               | Epenesa   | Reiff     | Lattimore | Golston   | Colbert   | Welch     | Belton   | Ojemudia  | Hankins   | Stone     | Koerner      |
| <b>Consec. Starts</b> | <b>13</b> | <b>8</b>  | <b>13</b> | <b>13</b> | <b>22</b> | <b>4</b>  | <b>1</b> | <b>3</b>  | <b>8</b>  | <b>14</b> | <b>4</b>     |
| <b>Career Starts</b>  | <b>13</b> | <b>10</b> | <b>19</b> | <b>13</b> | <b>23</b> | <b>18</b> | <b>4</b> | <b>22</b> | <b>19</b> | <b>21</b> | <b>11</b>    |

**OFFENSE CAREER STARTS**
**Quarterback**

Nate Stanley (39)

**Wide Receiver**

Tyrone Tracy, Jr. (8)

Nico Ragaini (2)

Brandon Smith (19)

Ihmir Smith-Marsette (16)

**Running Back**

Tyler Goodson (4)

Ivory Kelly-Martin (6)

Mekhi Sargent (12)

Toren Young (5)

**Fullback**

Brady Ross (5)

**Tight End**

Shaun Beyer (7)

Drew Cook (1)

Sam Laporta (2)

Nate Wieting (16)

**Offensive Line**

Cole Banwart (9)

Alaric Jackson (34)

Mark Kallenberger (5)

Tyler Linderbaum (13)

Landan Paulsen (11)

Levi Paulsen (7)

Kyler Schott (6)

Tristian Wirfs (33)

**DEFENSE CAREER STARTS**
**Defensive End**

A.J. Epenesa (13)

Chauncey Golston (13)

**Linebacker**

Dane Belton (4)

Jack Campbell (1)

Djimon Colbert (23)

Dillon Doyle (2)

D.J. Johnson (1)

Amani Jones (1)

Nick Niemann (13)

Barrington Wade (1)

Kristian Welch (18)

**Defensive Line**

Cedrick Lattimore (19)

Daviyon Nixon (1)

Brady Reiff (10)

Austin Schulte (2)

**Defensive Back**

Julius Brents (5)

Matt Hankins (19)

D.J. Johnson (3)

Jack Koerner (11)

Kaevon Merriweather (1)

Riley Moss (7)

Michael Ojemudia (22)

Geno Stone (21)

# 2019 GAME-BY-GAME TEAM STATISTICS

| Game                        | Score    | First Downs | Rushing Att-Net  | Pass. Yards | Passing Com. -Att. -Int | Total Offense | Punts-Avg.        | Fum. - Lost | Pen. Yds.     |
|-----------------------------|----------|-------------|------------------|-------------|-------------------------|---------------|-------------------|-------------|---------------|
| Miami, Ohio<br>at Iowa      | 14<br>38 | 11<br>26    | 25-59<br>41-213  | 186<br>252  | 17-27-1<br>21-30-0      | 245<br>465    | 7-42.9<br>1-31.0  | 0-0<br>1-1  | 10-77<br>5-32 |
| Rutgers<br>at Iowa          | 0<br>30  | 5<br>23     | 23-78<br>39-194  | 47<br>244   | 10-27-2<br>19-34-0      | 125<br>438    | 10-47.6<br>6-48.3 | 1-1<br>0-0  | 7-61<br>4-37  |
| Iowa<br>at Iowa State       | 18<br>17 | 18<br>20    | 37-112<br>19-91  | 201<br>327  | 22-35-0<br>25-35-0      | 313<br>418    | 5-47.2<br>4-39.2  | 0-0<br>2-2  | 4-15<br>4-21  |
| Middle Tennessee<br>at Iowa | 3<br>48  | 12<br>30    | 24-80<br>51-351  | 136<br>293  | 17-27-0<br>20-29-0      | 216<br>644    | 8-41.9<br>1-34.0  | 0-0<br>0-0  | 8-72<br>3-20  |
| Iowa<br>at Michigan         | 3<br>10  | 18<br>13    | 30-1<br>33-120   | 260<br>147  | 23-42-3<br>14-26-1      | 261<br>267    | 7-38.3<br>8-45.6  | 1-1<br>2-0  | 8-60<br>4-35  |
| Penn State<br>at Iowa       | 17<br>12 | 20<br>21    | 53-177<br>30-70  | 117<br>286  | 12-24-0<br>25-43-1      | 294<br>356    | 7-42.1<br>5-35.0  | 0-0<br>3-1  | 8-80<br>1-5   |
| Purdue<br>at Iowa           | 20<br>26 | 17<br>19    | 18-33<br>33-102  | 327<br>260  | 30-50-1<br>23-33-1      | 360<br>362    | 6-36.8<br>4-47.2  | 2-1<br>0-0  | 5-40<br>7-60  |
| Iowa<br>at Northwestern     | 20<br>0  | 12<br>13    | 40-123<br>35-64  | 179<br>138  | 12-26-1<br>18-32-1      | 302<br>202    | 6-41.8<br>6-33.7  | 0-0<br>1-1  | 4-50<br>2-21  |
| Iowa<br>at Wisconsin        | 22<br>24 | 15<br>24    | 23-87<br>46-300  | 208<br>173  | 17-28-0<br>16-25-1      | 295<br>473    | 4-41.2<br>3-34.3  | 1-1<br>1-1  | 3-25<br>8-63  |
| Minnesota<br>at Iowa        | 19<br>23 | 23<br>17    | 30-63<br>31-117  | 368<br>173  | 25-39-1<br>14-23-0      | 431<br>290    | 2-31.5<br>4-42.0  | 1-0<br>0-0  | 5-52<br>3-16  |
| Illinois<br>at Iowa         | 10<br>19 | 20<br>16    | 39-192<br>32-79  | 144<br>308  | 18-34-2<br>18-35-1      | 336<br>387    | 4-38.5<br>4-45.0  | 2-1<br>0-0  | 4-31<br>4-29  |
| Iowa<br>at Nebraska         | 27<br>24 | 13<br>18    | 31-225<br>56-184 | 99<br>100   | 11-25-1<br>12-23-1      | 324<br>284    | 6-39.8<br>10-38.8 | 1-1<br>1-1  | 6-49<br>3-25  |
| USC<br>Iowa                 | 24<br>49 | 20<br>20    | 18-22<br>35-115  | 334<br>213  | 34-48-1<br>18-28-0      | 356<br>328    | 4-38.2<br>4-37.0  | 3-2<br>2-0  | 3-21<br>4-23  |



|                        | Times<br>In 20 | Times<br>Scored | Total<br>Pts | TDs       | Rush<br>TDs | Pass<br>TDs | FGs<br>Made | --- Failed to Score inside 20 --- |          |          |          |          | Half     | Game     |
|------------------------|----------------|-----------------|--------------|-----------|-------------|-------------|-------------|-----------------------------------|----------|----------|----------|----------|----------|----------|
|                        | FGA            | Downs           | Int          | Fum       |             |             |             |                                   |          |          |          |          |          |          |
| at Iowa                | 6              | 6               | 38           | 5         | 2           | 3           | 1           | 0                                 | 0        | 0        | 0        | 0        | 0        | 0        |
| Miami, Ohio            | 2              | 2               | 14           | 2         | 0           | 2           | 0           | 0                                 | 0        | 0        | 0        | 0        | 0        | 0        |
| at Iowa                | 3              | 3               | 13           | 1         | 0           | 1           | 2           | 0                                 | 0        | 0        | 0        | 0        | 0        | 0        |
| Rutgers                | 0              | 0               | 0            | 0         | 0           | 0           | 0           | 0                                 | 0        | 0        | 0        | 0        | 0        | 0        |
| Iowa                   | 2              | 2               | 9            | 1         | 1           | 0           | 1           | 0                                 | 0        | 0        | 0        | 0        | 0        | 0        |
| at Iowa State          | 1              | 1               | 3            | 0         | 0           | 0           | 1           | 0                                 | 0        | 0        | 0        | 0        | 0        | 0        |
| at Iowa                | 6              | 6               | 42           | 6         | 4           | 2           | 0           | 0                                 | 0        | 0        | 0        | 0        | 0        | 0        |
| Middle Tennessee       | 0              | 0               | 0            | 0         | 0           | 0           | 0           | 0                                 | 0        | 0        | 0        | 0        | 0        | 0        |
| Iowa                   | 1              | 1               | 3            | 0         | 0           | 0           | 1           | 0                                 | 0        | 0        | 0        | 0        | 0        | 0        |
| at Michigan            | 3              | 2               | 10           | 1         | 1           | 0           | 1           | 1                                 | 0        | 0        | 0        | 0        | 0        | 0        |
| at Iowa                | 2              | 2               | 6            | 0         | 0           | 0           | 2           | 0                                 | 0        | 0        | 0        | 0        | 0        | 0        |
| Penn State             | 2              | 2               | 10           | 1         | 1           | 0           | 1           | 0                                 | 0        | 0        | 0        | 0        | 0        | 0        |
| at Iowa                | 4              | 4               | 20           | 2         | 2           | 0           | 2           | 0                                 | 0        | 0        | 0        | 0        | 0        | 0        |
| Purdue                 | 5              | 4               | 20           | 2         | 0           | 2           | 2           | 0                                 | 0        | 0        | 1        | 0        | 0        | 0        |
| Iowa                   | 3              | 2               | 10           | 1         | 1           | 0           | 1           | 1                                 | 0        | 0        | 0        | 0        | 0        | 0        |
| at Northwestern        | 0              | 0               | 0            | 0         | 0           | 0           | 0           | 0                                 | 0        | 0        | 0        | 0        | 0        | 0        |
| Iowa                   | 2              | 2               | 10           | 1         | 0           | 1           | 1           | 0                                 | 0        | 0        | 0        | 0        | 0        | 0        |
| at Wisconsin           | 5              | 3               | 17           | 2         | 1           | 1           | 1           | 1                                 | 0        | 0        | 0        | 1        | 0        | 0        |
| at Iowa                | 3              | 3               | 17           | 2         | 1           | 1           | 1           | 0                                 | 0        | 0        | 0        | 0        | 0        | 0        |
| Minnesota              | 4              | 3               | 12           | 1         | 1           | 0           | 2           | 0                                 | 1        | 0        | 0        | 0        | 0        | 0        |
| at Iowa                | 5              | 4               | 16           | 1         | 1           | 0           | 3           | 1                                 | 0        | 0        | 0        | 0        | 0        | 0        |
| Illinois               | 1              | 1               | 3            | 0         | 0           | 0           | 1           | 0                                 | 0        | 0        | 0        | 0        | 0        | 0        |
| Iowa                   | 1              | 1               | 3            | 0         | 0           | 0           | 1           | 0                                 | 0        | 0        | 0        | 0        | 0        | 0        |
| at Nebraska            | 1              | 1               | 7            | 1         | 1           | 0           | 0           | 0                                 | 0        | 0        | 0        | 0        | 0        | 0        |
| Iowa (n)               | 4              | 4               | 28           | 4         | 2           | 2           | 0           | 0                                 | 0        | 0        | 0        | 0        | 0        | 0        |
| vs. USC                | 5              | 4               | 24           | 3         | 1           | 2           | 1           | 1                                 | 0        | 0        | 0        | 0        | 0        | 0        |
| <b>Iowa Totals</b>     | <b>42</b>      | <b>40</b>       | <b>215</b>   | <b>24</b> | <b>14</b>   | <b>10</b>   | <b>16</b>   | <b>2</b>                          | <b>0</b> | <b>0</b> | <b>0</b> | <b>0</b> | <b>0</b> | <b>0</b> |
| <b>Opponent Totals</b> | <b>29</b>      | <b>23</b>       | <b>120</b>   | <b>13</b> | <b>6</b>    | <b>7</b>    | <b>10</b>   | <b>3</b>                          | <b>1</b> | <b>0</b> | <b>1</b> | <b>1</b> | <b>0</b> | <b>0</b> |

**Iowa Percentage:** 95.2% (40 of 42)

**Opponent Percentage:** 79.3% (23 of 29)

## IOWA IN FINAL BIG TEN AND NCAA RANKINGS

### TEAM RANKINGS

| Category                        | Stat   | B1G | NCAA |
|---------------------------------|--------|-----|------|
| 4th Down Conversion Pct Defense | 0.308  | 1   | 4    |
| Fewest Penalties Per Game       | 4.3    | 1   | 5    |
| Fewest Penalty Yards            | 421    | 1   | 3    |
| Fewest Penalty Yards Per Game   | 32.4   | 1   | 3    |
| Fumbles Lost                    | 5      | 1   | 13   |
| Red Zone Offense                | 0.952  | 1   | 4    |
| Turnovers Lost                  | 12     | 1   | 8    |
| 4th Down Conversion Pct         | 0.714  | 2   | 9    |
| Fewest Penalties                | 56     | 2   | 6    |
| First Downs Allowed             | 216    | 2   | 9    |
| Kickoff Returns Avg.            | 26.6   | 2   | 6    |
| Scoring Defense                 | 14     | 2   | 5    |
| Turnover Margin Avg.            | 0.7    | 2   | 14   |
| Passes Had Intercepted          | 7      | 3   | 25   |
| Passes Intercepted              | 12     | 3   | 31   |
| Sacks Allowed Avg.              | 1.8    | 3   | 44   |
| Team Passing Efficiency Defense | 116.04 | 3   | 17   |
| Kickoff Return Defense Avg.     | 17.2   | 4   | 8    |
| Punt Returns Avg.               | 8.1    | 4   | 64   |
| Red Zone Defense                | 0.793  | 4   | 34   |
| Rushing Defense                 | 112.5  | 4   | 14   |
| Tackles for Loss Allowed Avg.   | 5.5    | 4   | 53   |
| Time of Possession              | 32:01  | 4   | 22   |
| Passing Yards Allowed           | 195.7  | 5   | 19   |
| Total Defense                   | 308.2  | 5   | 12   |
| Net Punting Avg.                | 38.6   | 6   | 59   |
| Passing Yards per Completion    | 12.3   | 6   | 66   |
| Team Sacks                      | 2.5    | 6   | 37   |
| Turnovers Gained                | 21     | 6   | 34   |
| Completion Percentage           | 0.591  | 7   | 78   |
| Passing Offense                 | 228.9  | 7   | 68   |
| 3rd Down Conversion Pct         | 0.407  | 8   | 57   |
| Defensive TDs                   | 1      | 8   | 54   |
| Punt Return Defense Avg.        | 6.6    | 8   | 49   |
| 3rd Down Conversion Pct Defense | 0.379  | 9   | 50   |
| First Downs Gained              | 248    | 9   | 90   |
| Fumbles Recovered               | 9      | 9   | 42   |
| Team Passing Efficiency         | 129.39 | 9   | 86   |
| Rushing Offense                 | 137.6  | 10  | 97   |
| Scoring Offense                 | 25.8   | 10  | 88   |
| Total Offense                   | 366.5  | 10  | 99   |
| Team Tackles for Loss Avg.      | 5.2    | 12  | 101  |

### INDIVIDUAL RANKINGS

| Category                        | Player               | Stats  | B1G | NCAA |
|---------------------------------|----------------------|--------|-----|------|
| Field Goals Per Game            | Keith Duncan         | 2.2    | 1   | 1    |
| Kickoff Return TDs              | Ihmir Smith-Marsette | 2      | 1   | 2    |
| Kickoff Return Avg.             | Ihmir Smith-Marsette | 29.6   | 1   | 4    |
| Field Goal Percentage           | Keith Duncan         | 0.853  | 2   | 18   |
| Total Interceptions             | Michael Ojemudia     | 3      | 2   | 51   |
| Completions Per Game            | Nate Stanley         | 18.2   | 3   | 50   |
| Forced Fumbles Avg.             | A.J. Epenesa         | 0.3    | 3   | 6    |
| Scoring Avg.                    | Keith Duncan         | 9.2    | 3   | 16   |
| Total Tackles Avg.              | Kristian Welch       | 8.7    | 3   | 36   |
| Fumbles Recovered               | Jack Koerner         | 2      | 4   | 27   |
| Sacks Avg.                      | A.J. Epenesa         | 0.9    | 4   | 13   |
| Total Points Scored             | Keith Duncan         | 119    | 4   | 18   |
| Interceptions Per Game          | Michael Ojemudia     | 0.3    | 5   | 61   |
| Passing Yards                   | Nate Stanley         | 2,951  | 5   | 37   |
| Passing Yards Per Game          | Nate Stanley         | 227.0  | 5   | 48   |
| All Purpose Yards Per Game      | Ihmir Smith-Marsette | 102.54 | 7   | 78   |
| Completion Percentage           | Nate Stanley         | 0.594  | 7   | 72   |
| Passing Efficiency              | Nate Stanley         | 131.2  | 7   | 69   |
| Passing Yards per Completion    | Nate Stanley         | 12.5   | 7   | 53   |
| Punting Avg.                    | Michael Sleep-Dalton | 41.7   | 7   | 66   |
| Yards per Reception             | Ihmir Smith-Marsette | 16.4   | 7   | 66   |
| Combined Kick Returns           | Ihmir Smith-Marsette | 503    | 8   | 40   |
| Passing TDs                     | Nate Stanley         | 16     | 8   | 68   |
| Total Offense                   | Nate Stanley         | 227.5  | 8   | 66   |
| Yards per Pass Attempt          | Nate Stanley         | 7.4    | 8   | 68   |
| Yards per Reception             | Tyrone Tracy, Jr.    | 16.4   | 8   | 69   |
| Rush Yards Per Carry            | Tyler Goodson        | 4.8    | 9   | 103  |
| Total Touchdowns                | Ihmir Smith-Marsette | 10     | 9   | 89   |
| Points Responsible For          | Keith Duncan         | 119    | 12  | 85   |
| Points Responsible For Per Game | Keith Duncan         | 9.2    | 12  | 96   |
| Receiving Yards                 | Ihmir Smith-Marsette | 722    | 13  | 109  |
| Rushing Yards                   | Tyler Goodson        | 638    | 13  | 144  |
| Points Responsible For          | Nate Stanley         | 102    | 14  | 120  |
| Receiving Yards Per Game        | Ihmir Smith-Marsette | 55.5   | 14  | 117  |
| Points Responsible For Per Game | Nate Stanley         | 7.8    | 15  | 133  |
| Receptions Per Game             | Nico Ragaini         | 3.5    | 15  | 179  |
| Interceptions Per Game          | Matt Hankins         | 0.2    | 16  | 131  |
| Receiving TDs                   | Brandon Smith        | 5      | 16  | 137  |
| Receiving TDs                   | Ihmir Smith-Marsette | 5      | 16  | 137  |
| Rushing TDs                     | Tyler Goodson        | 5      | 17  | 182  |
| Rushing Yards Per Game          | Tyler Goodson        | 49.1   | 17  | 157  |
| Receiving Yards Per Game        | Tyrone Tracy, Jr.    | 45.3   | 19  | 195  |
| Receptions Per Game             | Ihmir Smith-Marsette | 3.4    | 19  | 193  |
| Receiving Yards                 | Tyrone Tracy, Jr.    | 589    | 20  | 178  |
| Rushing Yards                   | Mekhi Sargent        | 563    | 20  | 173  |



### Rushing (Att-Yds-TD)

| Player         | M-OH            | RUT             | ISU             | MTSU            | MICH          | PSU            | PUR             | NW              | WIS            | MINN            | ILL            | NEB             | USC             |
|----------------|-----------------|-----------------|-----------------|-----------------|---------------|----------------|-----------------|-----------------|----------------|-----------------|----------------|-----------------|-----------------|
| Goodson        | 9-36-0          | 10-53-0         | 3-16-0          | 12-97-0         | 6-15-0        | 8-35-0         | 5-6-1           | 11-58-0         | 5-26-0         | 13-94-1         | 21-38-1        | 13-116-1        | 18-48-1         |
| Kelly-Martin   | ---             | ---             | 5-20-0          | 1-3-0           | ---           | ---            | ---             | ---             | ---            | ---             | ---            | ---             | ---             |
| Martin         | ---             | 1-5-0           | ---             | ---             | ---           | ---            | ---             | ---             | ---            | ---             | ---            | ---             | ---             |
| Pallissard     | ---             | ---             | ---             | 1-0-0           | ---           | ---            | ---             | ---             | ---            | ---             | ---            | ---             | ---             |
| Petras         | ---             | ---             | ---             | 1-1-1           | ---           | ---            | ---             | ---             | ---            | ---             | ---            | ---             | ---             |
| Pottebaum      | ---             | ---             | ---             | 1-0-0           | ---           | ---            | ---             | ---             | ---            | ---             | ---            | ---             | ---             |
| Ragaini        | 1-2-0           | ---             | ---             | ---             | ---           | ---            | 2-0-0           | ---             | ---            | ---             | ---            | ---             | ---             |
| Ross           | 2-3-0           | ---             | 1-2-0           | 1-1-1           | ---           | ---            | 13-68-1         | 15-46-1         | 4-21-0         | 6-18-0          | 1-6-0          | 8-55-0          | 2-20-0          |
| Sargent        | 14-91-1         | 13-59-0         | 13-58-0         | 14-91-1         | 7-12-0        | 9-18-0         | ---             | ---             | ---            | 1-(-1)-0        | 2-6-0          | 1-45-1          | 2-15-1          |
| Smith-Marsette | 1-16-0          | ---             | 1-0-0           | 2-28-1          | 1-(-1)-0      | ---            | ---             | ---             | 4-(-3)-0       | 8-25-1          | 4-22-0         | 4-14-0          | 8-(-9)-0        |
| Stanley        | 5-20-0          | 5-9-0           | 7-11-1          | 7-(-1)-0        | 8-(-65)-0     | 6-(-5)-0       | 6-9-0           | 4-11-0          | ---            | 1-11-0          | 1-0-0          | 1-(-9)-0        | 1-23-1          |
| Tracy          | ---             | 1-9-0           | ---             | ---             | 8-40-0        | 7-22-0         | 1-5-0           | 9-27-0          | 9-44-0         | ---             | 3-7-0          | 3-6-0           | 4-18-0          |
| Young, T.      | 9-48-1          | 9-59-0          | 4-13-0          | 11-131-0        | ---           | ---            | 1-(-3)-0        | 1-(-12)-0       | 1-(-1)-0       | 2-(-6)-0        | ---            | 1-(-2)-0        | ---             |
| Team           | ---             | ---             | 3-(-8)-0        | ---             | ---           | ---            | ---             | ---             | 23-87-0        | 31-117-1        | 32-79-1        | 31-225-2        | 35-115-3        |
| <b>Totals</b>  | <b>41-213-2</b> | <b>39-194-0</b> | <b>37-112-1</b> | <b>51-351-4</b> | <b>30-1-0</b> | <b>30-70-0</b> | <b>33-102-2</b> | <b>40-123-1</b> | <b>23-87-0</b> | <b>31-117-1</b> | <b>32-79-1</b> | <b>31-225-2</b> | <b>35-115-3</b> |

### Passing (Comp-Att-Int.-Yds-TD)

| Player         | M-OH                 | RUT                  | ISU                  | MTSU                 | MICH                 | PSU                  | PUR                  | NW                   | WIS                  | MINN                 | ILL                  | NEB                 | USC                  |
|----------------|----------------------|----------------------|----------------------|----------------------|----------------------|----------------------|----------------------|----------------------|----------------------|----------------------|----------------------|---------------------|----------------------|
| Petras         | ---                  | 3-6-0-8-0            | ---                  | 3-4-0-17-0           | ---                  | ---                  | ---                  | ---                  | ---                  | ---                  | ---                  | ---                 | ---                  |
| Smith-Marsette | ---                  | ---                  | ---                  | ---                  | ---                  | ---                  | ---                  | ---                  | ---                  | ---                  | ---                  | ---                 | ---                  |
| Stanley        | 21-30-0-252-3        | 16-28-0-236-3        | 22-35-0-201-0        | 17-25-0-276-2        | 23-42-3-260-0        | 25-43-1-286-1        | 23-33-1-260-0        | 12-26-0-179-1        | 17-28-0-208-2        | 14-23-0-173-2        | 18-35-1-308-0        | 11-24-1-99-0        | 0-1-0-0-0            |
| Team           | ---                  | ---                  | ---                  | ---                  | ---                  | ---                  | ---                  | ---                  | ---                  | ---                  | ---                  | ---                 | ---                  |
| <b>Totals</b>  | <b>21-30-0-252-3</b> | <b>19-34-0-244-3</b> | <b>22-35-0-201-0</b> | <b>20-29-0-293-2</b> | <b>23-42-3-260-0</b> | <b>25-43-1-286-1</b> | <b>23-33-1-260-0</b> | <b>12-26-0-179-1</b> | <b>17-28-0-208-2</b> | <b>14-23-0-173-2</b> | <b>18-35-1-308-0</b> | <b>11-25-1-99-0</b> | <b>18-28-0-213-2</b> |

### Receiving (No.-Yds-TD)

| Player         | M-OH            | RUT             | ISU             | MTSU            | MICH            | PSU             | PUR             | NW              | WIS             | MINN            | ILL             | NEB            | USC             |
|----------------|-----------------|-----------------|-----------------|-----------------|-----------------|-----------------|-----------------|-----------------|-----------------|-----------------|-----------------|----------------|-----------------|
| Beyer          | 3-30-0          | ---             | ---             | 1-27-0          | ---             | ---             | ---             | 1-11-0          | 1-(-3)-0        | ---             | 1-40-0          | 1-9-9          | ---             |
| Cooper         | ---             | ---             | ---             | ---             | ---             | ---             | ---             | ---             | 1-6-0           | ---             | 1-3-0           | ---            | ---             |
| Goodson        | 1-4-0           | 2-(-1)-0        | 3-11-0          | 3-7-0           | 6-62-0          | 1-9-0           | 2-38-0          | 2-7-0           | ---             | ---             | ---             | ---            | 3-20-0          |
| Kelly-Martin   | ---             | 1-25-0          | 1-0-0           | ---             | ---             | ---             | ---             | 2-43-0          | 1-16-0          | 1-12-0          | 2-36-0          | 3-37-0         | 6-44-0          |
| LaPorta        | ---             | ---             | ---             | ---             | ---             | ---             | ---             | ---             | ---             | ---             | ---             | ---            | ---             |
| Martin         | 2-14-1          | 2-10-0          | ---             | 1-4-0           | ---             | ---             | ---             | 1-4-0           | 6-32-1          | 2-30-1          | 2-27-0          | 3-12-0         | 2-54-0          |
| Ragaini        | 1-45-0          | 3-21-0          | 5-43-0          | 2-39-0          | 6-46-0          | 7-55-0          | ---             | ---             | ---             | ---             | ---             | ---            | ---             |
| Ross           | 1-4-0           | ---             | ---             | ---             | ---             | ---             | ---             | ---             | ---             | ---             | ---             | 1-(-1)-0       | ---             |
| Sargent        | 4-65-0          | 2-12-0          | 3-25-0          | ---             | 2-21-0          | 1-10-0          | 9-106-0         | 1-6-0           | ---             | ---             | ---             | ---            | 4-32-1          |
| Smith          | 3-26-1          | 2-22-0          | 4-51-0          | 6-71-2          | 2-45-0          | 7-86-1          | 3-57-0          | 3-20-0          | 3-27-0          | 4-43-1          | 4-121-0         | 1-22-22        | 2-46-1          |
| Smith-Marsette | 4-35-1          | 4-133-2         | 3-46-0          | 4-60-0          | 4-60-0          | 5-72-0          | 3-28-0          | 2-88-1          | 5-130-1         | 6-77-0          | 6-56-0          | 2-20-0         | ---             |
| Tracy          | 1-22-0          | 3-42-1          | 1-15-0          | 3-85-0          | 4-26-0          | 4-54-0          | ---             | ---             | ---             | 1-11-0          | 2-25-0          | ---            | 1-17-0          |
| Wieting        | ---             | ---             | 2-10-0          | ---             | ---             | ---             | ---             | ---             | ---             | ---             | ---             | ---            | ---             |
| Young, T.      | 1-7-0           | ---             | ---             | ---             | ---             | ---             | ---             | ---             | ---             | ---             | ---             | ---            | ---             |
| <b>Totals</b>  | <b>21-252-3</b> | <b>19-244-3</b> | <b>22-201-0</b> | <b>20-293-2</b> | <b>23-260-0</b> | <b>25-286-1</b> | <b>23-260-0</b> | <b>12-179-1</b> | <b>17-208-2</b> | <b>14-173-2</b> | <b>18-308-0</b> | <b>11-99-0</b> | <b>18-213-2</b> |

### Punt Returns (No.-Yds.-Lng)

| Player        | M-OH           | RUT            | ISU            | MTSU       | MICH           | PSU        | PUR           | NW         | WIS          | MINN       | ILL            | NEB        | USC             |
|---------------|----------------|----------------|----------------|------------|----------------|------------|---------------|------------|--------------|------------|----------------|------------|-----------------|
| Cooper        | ---            | ---            | ---            | ---        | ---            | ---        | 1-2-2         | ---        | 1-0-0        | ---        | 1-16-16        | ---        | ---             |
| Ragaini       | 2-16-11        | 2-11-16        | 1-15-15        | ---        | 4-54-17        | ---        | ---           | ---        | ---          | ---        | ---            | ---        | 2-(-1)-0        |
| Stone         | ---            | ---            | ---            | ---        | ---            | ---        | 1-8-8         | ---        | ---          | ---        | ---            | ---        | ---             |
| <b>Totals</b> | <b>2-16-11</b> | <b>2-11-16</b> | <b>1-15-15</b> | <b>---</b> | <b>4-54-17</b> | <b>---</b> | <b>2-10-8</b> | <b>---</b> | <b>1-0-0</b> | <b>---</b> | <b>1-16-16</b> | <b>---</b> | <b>2-(-1)-0</b> |

### Kickoff Returns (No.-Yds.-Lng)

| Player         | M-OH           | RUT        | ISU            | MTSU       | MICH           | PSU            | PUR            | NW             | WIS            | MINN           | ILL            | NEB             | USC             |
|----------------|----------------|------------|----------------|------------|----------------|----------------|----------------|----------------|----------------|----------------|----------------|-----------------|-----------------|
| Pottebaum      | ---            | ---        | ---            | ---        | ---            | ---            | ---            | ---            | ---            | ---            | ---            | ---             | ---             |
| Smith-Marsette | 1-19-19        | ---        | 2-35-22        | ---        | 1-37-37        | 2-42-29        | 1-20-20        | 1-26-26        | 1-22-22        | 1-25-25        | 1-16-16        | 1-10-10         | 3-142-98        |
| Wieting        | ---            | ---        | ---            | ---        | ---            | ---            | ---            | ---            | ---            | 1-0-0          | ---            | ---             | ---             |
| Young, D.      | ---            | ---        | ---            | ---        | ---            | ---            | ---            | ---            | ---            | ---            | ---            | 1-18-18         | ---             |
| <b>Totals</b>  | <b>1-19-19</b> | <b>---</b> | <b>2-35-22</b> | <b>---</b> | <b>1-37-37</b> | <b>2-42-29</b> | <b>1-20-20</b> | <b>1-26-26</b> | <b>1-22-22</b> | <b>2-25-25</b> | <b>1-16-16</b> | <b>4-127-95</b> | <b>3-142-98</b> |



# INDIVIDUAL GAME-BY-GAME STATISTICS

| Punting (No.-Avg.-Lng) |                  | RUT              | ISU              | MTSU             | MICH             | PSU              | PUR              | NW               | WIS              | MINN             | ILL              | NEB              | USC             |
|------------------------|------------------|------------------|------------------|------------------|------------------|------------------|------------------|------------------|------------------|------------------|------------------|------------------|-----------------|
| Player                 | M-OH             |                  |                  |                  |                  |                  |                  |                  |                  |                  |                  |                  |                 |
| Sleep-Dalton           | 1-31.0-31        | 6-48.3-57        | 5-47.2-51        | 1-34.0-34        | 7-38.3-56        | 5-35.0-53        | 4-47.2-63        | 6-41.8-47        | 4-41.2-49        | 4-42.0-46        | 4-45.0-54        | 7-40.6-50        | 4-37.0-41       |
| Stanley                |                  |                  |                  |                  |                  |                  |                  |                  |                  |                  |                  | 1-34.0-34        |                 |
| <b>Totals</b>          | <b>1-31.0-31</b> | <b>6-48.3-57</b> | <b>5-47.2-51</b> | <b>1-34.0-34</b> | <b>7-38.3-56</b> | <b>5-35.0-53</b> | <b>4-47.2-63</b> | <b>6-41.8-47</b> | <b>4-41.2-49</b> | <b>4-42.0-46</b> | <b>4-45.0-54</b> | <b>8-39.8-50</b> | <b>4-37.0-2</b> |
| Defense (Solo-Ast)     |                  | RUT              | ISU              | MTSU             | MICH             | PSU              | PUR              | NW               | WIS              | MINN             | ILL              | NEB              | USC             |
| Player                 | M-OH             |                  |                  |                  |                  |                  |                  |                  |                  |                  |                  |                  |                 |
| Belton                 |                  |                  |                  | 0-2              |                  |                  | 3-3              | 3-2              | 3-0              | 4-1              | 1-1              | 1-3              | 5-1             |
| Benson                 | 2-2              | 0-1              | 0-2              | 1-0              |                  |                  |                  | 1-0              |                  | 1-0              |                  |                  | 1-0             |
| Campbell               |                  |                  |                  |                  |                  | 0-1              | 2-2              |                  |                  |                  |                  |                  |                 |
| Colbert                | 6-2              | 3-2              | 3-5              | 1-1              | 2-2              | 1-2              | 4-2              | 3-1              | 3-1              | 2-2              | 4-3              | 2-3              | 0-1             |
| Doyle                  |                  | 1-1              |                  |                  | 1-0              | 2-3              | 1-0              | 4-3              | 4-3              |                  |                  |                  |                 |
| Dvorak                 |                  | 0-1              |                  |                  |                  |                  | 0-1              | 0-1              |                  |                  |                  |                  |                 |
| Epenesa                | 0-1              | 1-2              | 1-0              | 1-1              | 2-0              | 3-4              |                  | 4-1              | 1-0              | 3-1              | 4-1              | 9-5              | 3-1             |
| Evans, J.              |                  |                  |                  |                  |                  |                  |                  | 1-1              |                  | 2-1              | 1-0              | 1-0              |                 |
| Golston                | 2-1              | 3-1              | 2-0              | 0-1              | 5-3              | 4-4              | 1-1              | 2-1              | 3-1              | 0-3              | 1-0              | 3-2              | 0-3             |
| Hankins                | 2-1              | 0-1              |                  |                  |                  | 4-3              | 8-3              | 2-1              | 5-3              | 6-2              | 2-3              | 2-3              | 6-1             |
| Harris                 |                  |                  |                  | 2-0              |                  |                  |                  |                  |                  |                  |                  |                  |                 |
| Johnson                |                  |                  | 6-2              | 2-0              | 2-1              |                  |                  |                  |                  | 1-0              |                  |                  |                 |
| Jones                  | 1-0              |                  | 1-1              | 0-1              | 1-0              | 1-1              |                  |                  | 1-0              |                  |                  |                  |                 |
| Koerner                |                  | 2-2              | 5-3              | 2-1              | 4-1              | 4-9              | 3-2              | 3-2              | 5-2              | 5-0              | 5-2              | 5-6              | 6-2             |
| Latimore               | 3-2              | 0-1              |                  | 1-1              | 2-2              | 2-5              | 1-0              | 3-1              | 4-2              | 2-1              | 1-2              | 4-0              | 1-3             |
| Marchese               |                  |                  | 0-1              |                  |                  |                  |                  |                  |                  |                  |                  | 0-1              |                 |
| Merriweather           | 2-3              |                  |                  |                  |                  |                  |                  |                  |                  |                  |                  |                  |                 |
| Milani                 |                  | 0-1              | 0-1              |                  |                  |                  | 1-0              |                  |                  |                  | 1-1              |                  |                 |
| Moss                   |                  |                  |                  |                  |                  |                  | 2-0              |                  | 1-0              | 2-0              |                  |                  |                 |
| Niemann                | 0-3              | 2-0              | 1-0              | 0-4              | 3-4              | 4-3              |                  |                  | 3-1              |                  |                  | 1-1              | 1-1             |
| Nixon                  | 0-1              | 2-0              | 0-1              | 5-2              | 2-0              | 0-1              | 1-1              | 3-2              | 2-0              | 2-0              | 0-1              | 0-1              | 2-0             |
| Ojemudia               | 2-1              |                  | 5-0              | 6-1              | 1-2              | 1-3              | 1-2              | 2-1              | 7-0              |                  | 8-0              | 3-1              | 5-0             |
| Paulsen, La.           | 1-0              |                  |                  |                  |                  |                  |                  |                  |                  |                  |                  |                  |                 |
| Reiff                  | 2-3              |                  |                  |                  |                  |                  |                  |                  |                  |                  |                  |                  |                 |
| Roberts                | 1-1              | 0-1              |                  |                  |                  | 2-4              | 0-1              | 2-1              | 3-1              | 1-3              | 0-2              | 1-3              | 0-1             |
| Ross                   |                  |                  |                  |                  | 1-1              | 0-2              | 0-2              |                  |                  | 1-0              | 0-1              |                  |                 |
| Schulte, A.            |                  |                  | 1-1              | 0-2              | 0-2              | 1-3              |                  |                  |                  |                  | 2-0              |                  |                 |
| Shannon                | 0-1              | 1-0              |                  | 1-0              |                  |                  |                  | 0-1              |                  |                  |                  | 0-1              |                 |
| Shudak                 |                  |                  |                  |                  |                  |                  |                  |                  | 1-0              | 1-0              |                  |                  |                 |
| Smith                  |                  |                  |                  |                  | 0-1              |                  |                  |                  |                  |                  |                  |                  |                 |
| Smith-Marsette         |                  |                  |                  |                  |                  |                  |                  |                  |                  |                  | 1-0              |                  |                 |
| Stanley                |                  |                  |                  |                  |                  |                  | 1-0              |                  |                  |                  |                  |                  |                 |
| Stone                  | 0-2              | 4-0              | 5-3              | 1-1              | 2-2              | 3-3              | 5-1              | 7-0              | 4-2              | 5-3              | 4-0              | 3-5              | 3-2             |
| Subbert                |                  |                  |                  |                  |                  |                  |                  | 0-1              |                  |                  |                  |                  |                 |
| Tracy                  |                  |                  |                  |                  | 1-0              |                  |                  |                  |                  |                  |                  |                  |                 |
| VanValkenberg          |                  |                  |                  | 0-3              |                  | 0-1              | 1-0              | 1-0              |                  |                  |                  |                  |                 |
| Wade                   |                  | 0-1              |                  | 0-3              |                  | 0-1              |                  | 1-0              | 1-0              | 0-1              |                  |                  | 0-1             |
| Waggoner               |                  |                  |                  |                  |                  |                  | 1-0              |                  |                  |                  | 0-1              |                  | 2-5             |
| Welch                  | 4-4              | 4-4              | 2-4              | 4-5              | 5-3              | 3-5              |                  |                  |                  | 6-5              | 10-2             | 4-6              |                 |
| Young, D.              |                  | 1-1              |                  |                  |                  |                  | 4-0              | 1-0              |                  | 0-1              |                  | 1-1              |                 |
| <b>Totals</b>          | <b>28-28</b>     | <b>24-20</b>     | <b>32-24</b>     | <b>27-28</b>     | <b>34-24</b>     | <b>36-58</b>     | <b>40-22</b>     | <b>43-20</b>     | <b>51-16</b>     | <b>44-24</b>     | <b>45-20</b>     | <b>40-42</b>     | <b>35-22</b>    |

| Opponent               | Plays       | Yards       | T.O.P.      | Result | Qtr. | Play                                     |
|------------------------|-------------|-------------|-------------|--------|------|--|
| Miami, Ohio (6)        | 13          | 79          | 6:50        | FG     | 1    | Duncan, 21-yd. FG                        |
|                        | 9           | 79          | 3:34        | TD     | 2    | B. Smith, 9-yd pass from Stanley         |
|                        | 7           | 82          | 3:20        | TD     | 3    | Martin, 9-yd pass from Stanley           |
|                        | 3           | 56          | 1:35        | TD     | 3    | Sargent, 2-yd. run                       |
|                        | 13          | 75          | 6:57        | TD     | 4    | Young, 2-yd. run                         |
|                        | 6           | 23          | 2:44        | TD     | 4    | Smith-Marsette, 6-yd. pass from Stanley  |
| <b>Iowa Avg. Drive</b> | <b>8.5</b>  | <b>65.7</b> | <b>4:30</b> |        |      |  |
| Rutgers (6)            | 5           | 75          | 2:42        | TD     | 1    | Smith-Marsette, 58-yd. pass from Stanley |
|                        | 11          | 97          | 5:37        | TD     | 2    | Tracy, Jr., 7-yd. pass from Stanley      |
|                        | 6           | 16          | 2:48        | FG     | 2    | Duncan, 46-yd. FG                        |
|                        | 5           | 29          | 2:58        | FG     | 2    | Duncan, 19-yd. FG                        |
|                        | 2           | 56          | 0:48        | TD     | 3    | Smith-Marsette, 23-yd. pass from Stanley |
|                        | 7           | 61          | 3:42        | FG     | 4    | Duncan, 43-yd. FG                        |
| <b>Iowa Avg. Drive</b> | <b>6.0</b>  | <b>55.7</b> | <b>3:19</b> |        |      |  |
| at Iowa State (5)      | 15          | 68          | 7:23        | FG     | 1    | Duncan, 25-yd. FG                        |
|                        | 12          | 59          | 5:01        | FG     | 2    | Duncan, 40-yd. FG                        |
|                        | 12          | 56          | 6:06        | FG     | 3    | Duncan, 42-yd. FG                        |
|                        | 7           | 25          | 3:14        | TD     | 4    | Stanley, 1-yd. run                       |
|                        | 8           | 54          | 2:55        | FG     | 4    | Duncan, 39-yd. FG                        |
| <b>Iowa Avg. Drive</b> | <b>10.8</b> | <b>52.4</b> | <b>5:20</b> |        |      |  |
| Middle Tennessee (8)   | 9           | 65          | 3:59        | TD     | 1    | Sargent, 4-yd. run                       |
|                        | 9           | 44          | 5:01        | FG     | 1    | Duncan, 49-yd. FG                        |
|                        | 5           | 71          | 2:47        | TD     | 1    | B. Smith, 18-yd. pass from Stanley       |
|                        | 9           | 81          | 4:24        | TD     | 2    | Ross, 1-yd. run                          |
|                        | 5           | 55          | 1:22        | FG     | 3    | Duncan, 42-yd. FG                        |
|                        | 7           | 80          | 3:05        | TD     | 3    | Smith-Marsette, 14-yd. run               |
|                        | 10          | 72          | 5:34        | TD     | 4    | B. Smith, 10-yd. pass from Stanley       |
|                        | 13          | 79          | 6:25        | TD     | 4    | Petrus, 1-yd. run                        |
| <b>Iowa Avg. Drive</b> | <b>8.4</b>  | <b>68.4</b> | <b>4:29</b> |        |      |  |
| at Michigan (1)        | 14          | 61          | 6:25        | FG     | 2    | Duncan, 22-yd. FG                        |
| <b>Iowa Avg. Drive</b> | <b>14.0</b> | <b>61.0</b> | <b>6:25</b> |        |      |  |
| Penn State (3)         | 11          | 38          | 5:28        | FG     | 1    | Duncan, 47-yd. FG                        |
|                        | 10          | 84          | 1:26        | FG     | 2    | Duncan, 24-yd. FG                        |
|                        | 12          | 87          | 2:46        | TD     | 4    | B. Smith, 33-yd. pass from Stanley       |
| <b>Iowa Avg. Drive</b> | <b>11.0</b> | <b>69.7</b> | <b>3:00</b> |        |      |  |
| Purdue (6)             | 15          | 63          | 7:15        | FG     | 1    | Duncan, 30-yd. FG                        |
|                        | 7           | 56          | 3:10        | FG     | 1    | Duncan, 44-yd. FG                        |
|                        | 8           | 31          | 4:35        | FG     | 2    | Duncan, 42-yd. FG                        |
|                        | 9           | 72          | 4:27        | TD     | 3    | Goodson, 1-yd. run                       |
|                        | 7           | 47          | 2:54        | FG     | 4    | Duncan, 38-yd. FG                        |
|                        | 2           | 35          | 0:43        | TD     | 4    | Sargent, 14-yd. run                      |
| <b>Iowa Avg. Drive</b> | <b>8.0</b>  | <b>50.7</b> | <b>4:04</b> |        |      |  |
| at Northwestern (4)    | 3           | 50          | 0:54        | TD     | 1    | Tracy, 50-yd. pass from Stanley          |
|                        | 15          | 57          | 6:27        | FG     | 2    | Duncan, 40-yd. FG                        |
|                        | 13          | 59          | 6:01        | TD     | 3    | Sargent, 1-yd. run                       |
|                        | 9           | 61          | 4:50        | FG     | 4    | Duncan, 28-yd. FG                        |
| <b>Iowa Avg. Drive</b> | <b>10.0</b> | <b>56.8</b> | <b>4:33</b> |        |      |  |

**Drive Analysis**

| Distance Length (minus) | Iowa TD | Iowa FG | Opponent TD | Opponent FG |
|-------------------------|---------|---------|-------------|-------------|
| 0-9                     | 1       | 0       | 0           | 3           |
| 10-19                   | 0       | 2       | 0           | 1           |
| 20-29                   | 2       | 4       | 0           | 0           |
| 30-39                   | 1       | 3       | 1           | 0           |
| 40-49                   | 0       | 5       | 0           | 2           |
| 50-59                   | 6       | 6       | 2           | 0           |
| 60-69                   | 4       | 6       | 4           | 3           |
| 70-79                   | 13      | 2       | 11          | 1           |
| 80-89                   | 4       | 1       | 3           | 1           |
| 90-99                   | 2       | 0       | 0           | 0           |

**Game Opening Drives**

| Game         | Iowa Pts-Plys-Yds | Opponent Pts-Plys-Yds |
|--------------|-------------------|-----------------------|
| Miami, Ohio  | 0-9-39            | 0-4-8                 |
| Rutgers      | 7-5-75            | 0-6-30                |
| at ISU       | 3-15-68           | 7-4-86                |
| MTSU         | 7-9-65            | 0-3-(-1)              |
| at Michigan  | 0-1-(-3)          | 0-5-14                |
| Penn St.     | 0-3-5             | 0-3-(-8)              |
| Purdue       | 3-15-63           | 0-6-29                |
| at N'western | 0-3-4             | 0-3-5                 |
| at Wisc.     | 0-4-15            | 0-5-14                |
| Minnesota    | 6-8-75            | 0-12-47               |
| Illinois     | 7-9-75            | 0-3-6                 |
| at Nebraska  | 0-4-17            | 0-3-6                 |
| vs. USC      | 7-10-75           | 7-9-75                |

**Second Half Opening Drives**

| Game         | Iowa Pts-Plys-Yds | Opponent Pts-Plys-Yds |
|--------------|-------------------|-----------------------|
| Miami, Ohio  | 7-7-82            | 0-3-(-1)              |
| Rutgers      | 0-6-32            | 0-3-5                 |
| at ISU       | 0-3-9             | 7-2-76                |
| MTSU         | 3-5-55            | 0-5-4                 |
| at Michigan  | 0-8-39            | 0-5-22                |
| Penn St.     | 0-5-24            | 0-9-34                |
| Purdue       | 7-9-72            | 0-8-35                |
| at N'western | 7-13-59           | 0-8-34                |
| at Wisc.     | 0-4-18            | 0-3-7                 |
| Minnesota    | 0-8-21            | 7-6-66                |
| Illinois     | 0-5-51            | 0-6-20                |
| at Nebraska  | 0-3-(-1)          | 0-10-22               |
| vs. USC      | 7-14-90           | 7-4-75                |

## SCORING DRIVES

|                         |            |             |             |    |   |  |
|-------------------------|------------|-------------|-------------|----|---|--|
| at Wisconsin (5)        | 4          | 10          | 1:02        | FG | 1 | Duncan, 24-yd. FG                        |
|                         | 8          | 53          | 3:13        | FG | 2 | Duncan, 40-yd. FG                        |
|                         | 9          | 75          | 3:10        | TD | 4 | Ragaini, 3-yd. pass from Stanley         |
|                         | 10         | 26          | 3:15        | FG | 4 | Duncan, 39-yd. FG                        |
|                         | 1          | 75          | 0:11        | TD | 4 | Tracy, Jr., 75-yd. pass from Stanley     |
| <b>Iowa Avg. Drive</b>  | <b>6.4</b> | <b>47.8</b> | <b>2:10</b> |    |   |  |
| Minnesota (4)           | 8          | 75          | 3:34        | TD | 1 | Ragaini, 21-yd. pass from Stanley        |
|                         | 9          | 68          | 5:27        | TD | 1 | Goodson, 10-yd. run                      |
|                         | 6          | 69          | 3:20        | TD | 2 | Smith-Marsette, 5-yd. pass from Stanley  |
|                         | 10         | 29          | 4:09        | FG | 4 | Duncan, 27-yd. FG                        |
| <b>Iowa Avg. Drive</b>  | <b>8.3</b> | <b>60.3</b> | <b>4:38</b> |    |   |  |
| Illinois (5)            | 9          | 75          | 4:44        | TD | 1 | Goodson, 2-yd. run                       |
|                         | 10         | 70          | 4:43        | FG | 2 | Duncan, 23-yd. FG                        |
|                         | 2          | 22          | 0:12        | FG | 2 | Duncan, 45-yd. FG                        |
|                         | 8          | 61          | 4:49        | FG | 4 | Duncan, 24-yd. FG                        |
|                         | 9          | 36          | 5:02        | FG | 4 | Duncan, 29-yd. FG                        |
| <b>Iowa Avg. Drive</b>  | <b>7.6</b> | <b>52.8</b> | <b>4:10</b> |    |   |  |
| Nebraska (4)            | 2          | 56          | 0:35        | TD | 1 | Smith-Marsette, 45-yd. run               |
|                         | 2          | 63          | 0:50        | TD | 1 | Goodson, 55-yd. run                      |
|                         | 13         | 41          | 5:29        | FG | 2 | Duncan, 49-yd. FG                        |
|                         | 6          | 44          | 0:32        | FG | 4 | Duncan, 48-yd. FG                        |
| <b>Iowa Avg. Drive</b>  | <b>5.8</b> | <b>51.0</b> | <b>2:02</b> |    |   |  |
| vs. USC (5)             | 10         | 75          | 6:35        | TD | 1 | Tracy, Jr., 23-yd. run                   |
|                         | 15         | 72          | 8:09        | TD | 2 | Smith-Marsette, 6-yd. run                |
|                         | 6          | 52          | 3:07        | TD | 2 | Smith-Marsette, 12-yd. pass from Stanley |
|                         | 14         | 90          | 7:19        | TD | 3 | Goodson, 1-yd. run                       |
|                         | 3          | 6           | 0:54        | TD | 4 | B. Smith, 6-yd. pass from Stanley        |
| <b>Iowa Avg. Drive</b>  | <b>9.6</b> | <b>59.0</b> | <b>5:05</b> |    |   |  |
| <b>Season Avg. (62)</b> | <b>8.3</b> | <b>57.4</b> | <b>4:02</b> |    |   |  |

## LONGEST DRIVES

**Plays:** 15, 4X, last vs. USC (72 yards, 8:09), 12/27/19

**Yards:** 97 (11 plays, 5:37) vs. Rutgers, 9/7/19

**Time of Possession:** 8:09 (15 plays, 72 yards) vs. USC, 12/27/19

## 3rd Down And ...

| IOWA         |             |             |              |              |             |              |             |             |             |             |             |             |             |               |
|--------------|-------------|-------------|--------------|--------------|-------------|--------------|-------------|-------------|-------------|-------------|-------------|-------------|-------------|---------------|
| Yards        | M-OH        | RUT         | ISU          | MTSU         | MICH        | PSU          | PUR         | NW          | WIS         | MINN        | ILL         | NEB         | USC         | Total         |
| 1-3          | 3-6         | 1-3         | 4-6          | 4-8          | 0-1         | 3-4          | 2-4         | 2-7         | 1-2         | 3-3         | 2-2         | 3-3         | 2-3         | 30-52         |
| 4-6          | 5-7         | 1-4         | 2-5          | 3-3          | 3-5         | 2-6          | 0-4         | 1-4         | 0-3         | 1-2         | 0-6         | 0-2         | 3-5         | 21-56         |
| 7-9          | 0-0         | 0-2         | 2-4          | 1-2          | 0-1         | 2-3          | 1-4         | 2-4         | 0-1         | 0-3         | 1-2         | 0-1         | 2-3         | 11-29         |
| 10-14        | 0-0         | 0-4         | 1-2          | 2-3          | 1-5         | 1-3          | 0-1         | 1-1         | 0-3         | 1-3         | 2-5         | 1-5         | 1-2         | 11-37         |
| 15+          | 1-1         | 0-0         | 1-2          | 0-0          | 2-5         | 0-2          | 0-0         | 0-0         | 0-0         | 0-0         | 0-1         | 0-2         | 0-0         | 4-13          |
| <b>Total</b> | <b>9-14</b> | <b>2-13</b> | <b>10-19</b> | <b>10-16</b> | <b>6-17</b> | <b>8-18</b>  | <b>3-13</b> | <b>6-16</b> | <b>1-9</b>  | <b>5-11</b> | <b>5-16</b> | <b>4-13</b> | <b>8-13</b> | <b>77-188</b> |
| OPPONENTS    |             |             |              |              |             |              |             |             |             |             |             |             |             |               |
| Yards        | M-OH        | RUT         | ISU          | MTSU         | MICH        | PSU          | PUR         | NW          | WIS         | MINN        | ILL         | NEB         | USC         | Total         |
| 1-3          | 2-3         | 1-3         | 2-2          | 0-1          | 1-2         | 6-6          | 2-3         | 1-2         | 6-6         | 3-4         | 4-5         | 4-5         | 1-2         | 33-440        |
| 4-6          | 1-5         | 1-2         | 0-1          | 3-3          | 2-5         | 2-5          | 2-4         | 4-8         | 2-3         | 1-2         | 1-4         | 2-4         | 4-4         | 25-50         |
| 7-9          | 0-1         | 0-6         | 0-2          | 0-2          | 0-2         | 1-3          | 0-3         | 1-3         | 0-4         | 2-4         | 0-3         | 1-4         | 0-3         | 5-40          |
| 10-14        | 1-2         | 0-3         | 1-4          | 0-2          | 0-2         | 1-2          | 2-5         | 0-4         | 0-1         | 1-1         | 0-1         | 0-6         | 2-5         | 8-38          |
| 15+          | 0-1         | 0-0         | 0-0          | 0-4          | 0-2         | 0-3          | 0-1         | 0-0         | 0-0         | 0-3         | 0-2         | 1-2         | 0-0         | 1-18          |
| <b>Total</b> | <b>4-12</b> | <b>2-14</b> | <b>3-9</b>   | <b>3-12</b>  | <b>3-13</b> | <b>10-19</b> | <b>6-16</b> | <b>6-17</b> | <b>8-14</b> | <b>7-14</b> | <b>5-15</b> | <b>8-21</b> | <b>7-14</b> | <b>72-190</b> |



**MOST POINTS**

- 63 at Illinois..... 11-17-18
- 62 vs. North Texas..... 9-25-15  
62 vs. Northwestern ..... 11-9-02
- 59 vs. Western Michigan ..... 9-21-13  
59 vs. Northwestern ..... 11-10-01
- 57 vs. Akron ..... 8-31-02
- 56 at Nebraska..... 11-24-17  
56 vs. Ball State..... 9-3-05  
56 vs. Buffalo ..... 9-6-03

**FEWEST POINTS ALLOWED**

- 0 at Northwestern ..... 10-26-19**  
**0 vs. Rutgers..... 9-7-19**  
0 at Illinois..... 11-17-18  
0 vs. Maryland..... 10-20-18  
0 at Illinois..... 11-19-16  
0 vs. Ball State ..... 9-26-10  
0 vs. Minnesota ..... 11-21-09  
0 at Minnesota..... 11-22-08  
0 vs. Florida International..... 9-6-08  
0 vs. Syracuse ..... 9-8-07  
0 vs. Ball State ..... 9-3-05  
0 vs. Kent State ..... 9-1-01  
0 vs. Northern Illinois ..... 9-18-99

**MOST FIRST DOWNS**

- 30 vs. Middle Tennessee ..... 9-28-19**  
30 vs. Kent State..... 9-1-01
- 29 at Iowa State..... 9-9-17  
29 vs. Indiana ..... 9-30-00  
29 vs. Indiana ..... 10-23-99
- 28 vs. North Texas..... 9-16-17  
28 at Purdue ..... 11-9-13  
28 vs. Louisiana-Monroe ..... 9-24-11  
28 vs. Ball State..... 9-26-10  
28 at Indiana ..... 10-11-08  
28 vs. Minnesota..... 11-19-05  
28 vs. Buffalo ..... 9-6-03

**FEWEST FIRST DOWNS ALLOWED**

- 5 vs. Rutgers..... 9-7-19**  
5 vs. Syracuse ..... 9-8-07
- 6 vs. Eastern Illinois ..... 9-4-10  
6 at Minnesota..... 11-22-08  
6 vs. Penn State ..... 10-23-04
- 7 vs. Maryland..... 10-20-18
- 8 vs. Ball State ..... 9-26-10  
8 vs. Arizona ..... 9-19-09
- 9 at Purdue ..... 9-27-14  
9 vs. Western Michigan..... 9-21-13  
9 vs. Georgia Tech..... 1-5-10  
9 vs. Penn State ..... 10-25-03

**MOST RUSHING ATTEMPTS**

- 60 at Iowa State..... 9-14-13  
60 vs. Kent State ..... 9-4-04
- 59 vs. North Texas..... 9-16-17  
59 vs. Northwestern ..... 11-10-01
- 58 vs. Western Michigan ..... 9-21-13  
58 vs. Missouri State..... 9-7-13
- 56 vs. Minnesota..... 11-16-02
- 55 at Illinois..... 11-15-14
- 53 at Purdue ..... 10-15-16  
53 vs. Minnesota..... 11-17-01
- 52 vs. Maryland..... 10-20-18  
52 at Purdue..... 11-9-13

**FEWEST RUSHING ATT., OPPONENT**

- 17 by North Texas ..... 9-16-17  
17 by Miami (Ohio) ..... 9-7-02
- 18 by USC ..... 12-27-19**  
**18 by Purdue..... 10-19-19**
- 19 by Iowa State ..... 9-14-19**  
19 by Kent State..... 9-4-05
- 20 by Western Michigan ..... 9-21-13  
20 by Michigan State ..... 10-30-10  
20 by Michigan..... 10-26-02  
20 by Utah State ..... 9-21-02  
20 by Texas Tech..... 11-29-01

**MOST RUSHING YARDS**

- 376 vs. Akron..... 8-31-02
- 365 at Purdue..... 10-15-16  
365 vs. Minnesota ..... 11-16-02
- 351 vs. Middle Tennessee ..... 9-28-19**
- 318 at Purdue..... 11-9-13
- 313 at Nebraska ..... 11-24-17
- 304 at Illinois..... 11-15-14
- 301 vs. Illinois..... 10-1-05
- 300 vs. Utah State..... 9-21-02
- 298 vs. Missouri State..... 9-7-13

**FEWEST RUSHING YARDS ALLOWED**

- 13 vs. Kent State ..... 9-4-04
- 6 vs. Northern Iowa..... 9-15-18
- 7 at Minnesota..... 11-22-08
- 10 vs. Montana ..... 9-2-06
- 14 vs. Miami (Ohio) ..... 9-7-02
- 19 vs. Iowa State ..... 9-8-18  
19 vs. Wisconsin ..... 10-12-05
- 22 vs. USC..... 12-27-19**

**MOST PASSES ATTEMPTED**

- 61 vs. Indiana ..... 10-23-99
- 56 at Maryland ..... 10-18-14
- 55 vs. Ball State..... 9-6-14  
55 vs. Florida ..... 1-1-06
- 50 at Penn State ..... 10-27-18
- 51 vs. Minnesota ..... 11-20-99
- 48 vs. Pittsburgh ..... 9-17-11
- 47 vs. Michigan State ..... 11-12-11
- 46 vs. Michigan State ..... 10-5-13  
46 vs. Purdue..... 11-6-04

**MOST PASSES COMPLETED**

- 36 vs. Indiana ..... 9-30-99
- 35 vs. Ball State..... 9-6-14
- 32 at Maryland ..... 10-18-14  
32 vs. Florida ..... 1-1-06
- 31 vs. Northern Iowa..... 8-30-14  
31 vs. Pittsburgh ..... 9-17-11
- 30 vs. Indiana ..... 9-30-00
- 29 vs. Ohio State ..... 10-30-99
- 28 vs. Minnesota..... 11-20-99

**FEWEST PASSES ATT., OPPONENT**

- 9 by Georgia Tech..... 1-5-10
- 10 by Northwestern..... 10-27-12
- 13 by Nebraska..... 9-23-00  
13 by Iowa State..... 9-11-99
- 14 by Wisconsin ..... 11-22-14  
14 by Minnesota ..... 11-8-14  
14 by Northwestern..... 10-26-13  
14 by Nebraska..... 11-23-12
- 15 by Nebraska..... 9-4-99
- 16 by Maryland ..... 10-20-18  
16 by Northern Illinois..... 9-1-12  
16 by Wisconsin ..... 11-13-99

**FEWEST PASSES COMP., OPPONENT**

- 2 by Georgia Tech..... 1-5-10
- 6 by Maryland..... 10-20-18  
6 by Northern Illinois ..... 9-1-12  
6 by Iowa State ..... 9-11-99
- 7 by LSU ..... 1-1-14  
7 by Indiana ..... 10-11-14  
7 by Northwestern ..... 10-27-12  
7 by Syracuse ..... 9-8-07  
7 by Buffalo..... 9-6-03
- 8 by Nebraska ..... 11-23-12  
8 by Ball State ..... 9-26-10
- 9 by Minnesota..... 10-28-17  
9 by Northwestern ..... 11-1-14  
9 by Maine ..... 8-30-08  
9 by Penn State ..... 11-13-04  
9 by Minnesota..... 10-23-04

**MOST PASSING YARDS**

- 426 vs. Indiana..... 10-23-99
- 399 vs. Pittsburgh..... 9-17-11
- 380 vs. Indiana..... 9-30-00
- 377 vs. Minnesota ..... 11-19-05
- 364 at Minnesota..... 11-18-06
- 357 vs. Purdue ..... 10-8-05

**FEWEST PASSING YARDS ALLOWED**

- 12 vs. Georgia Tech ..... 1-5-10
- 47 vs. Rutgers..... 9-7-19**  
47 vs. Maryland ..... 10-20-18
- 54 vs. Northern Illinois..... 9-1-12
- 56 vs. Ball State..... 9-26-10
- 58 vs. Buffalo ..... 9-6-03
- 63 vs. Nebraska ..... 11-23-12
- 72 at Purdue ..... 9-27-14
- 73 vs. Minnesota ..... 11-20-04
- 74 vs. Maryland ..... 10-31-15
- 75 vs. Northwestern ..... 11-1-14
- 79 vs. Syracuse..... 9-8-07
- 82 at Illinois..... 11-17-18

**MOST TOTAL OFFENSE**

|   |
|---|
| 1. <b>644 vs. Middle Tennessee .....</b> <b>9-28-19</b> |
| 2. 613 vs. Minnesota ..... 11-19-05                     |
| 3. 602 vs. Northwestern ..... 11-10-01                  |
| 4. 593 vs. Akron ..... 8-31-02                          |
| 5. 587 at Illinois ..... 11-14-14                       |
| 6. 562 vs. Ball State ..... 9-26-10                     |
| 7. 552 vs. Indiana ..... 10-23-99                       |
| 8. 546 at Minnesota ..... 11-18-06                      |
| 9. 545 vs. Northern Iowa ..... 9-15-18                  |

**FEWEST TOTAL YARDS ALLOWED**

|                                     |
|-------------------------------------|
| 1. 103 vs. Syracuse ..... 9-8-07    |
| 2. 110 vs. Kent State ..... 9-4-04  |
| 3. 112 vs. Ball State ..... 9-26-10 |
| 4. 115 vs. Maryland ..... 10-20-18  |
| 5. 125 vs. Rutgers ..... 9-7-19     |
| 6. 134 at Minnesota ..... 11-22-08  |
| 7. 144 vs. Montana ..... 9-2-06     |
| 144 vs. Ball State ..... 9-3-05     |

**PUNTING AVERAGE (MIN. OF 4)**

|   |
|---|
| 1. 53.0 at Northwestern ..... 10-21-17    |
| 2. 51.5 vs. Western Michigan ..... 9-9-00 |
| 3. 51.0 vs. Arizona ..... 9-19-09         |
| 4. 50.2 vs. Penn State ..... 11-4-00      |
| 5. 50.0 vs. Wisconsin ..... 11-13-99      |
| 6. 49.2 vs. LSU ..... 1-1-05              |
| 7. 49.0 vs. Miami (Ohio) ..... 9-7-02     |

**Bold denotes 2019**

**MOST TIME OF POSSESSION**

|   |
|---|
| 1. 41:53 vs. Kent State ..... 9-4-04        |
| 2. 40:55 vs. Maryland ..... 10-20-18        |
| 3. 40:45 vs. North Texas ..... 9-16-17      |
| 4. 38:42 vs. Northern Illinois ..... 9-1-12 |
| 5. 38:27 vs. Michigan ..... 10-26-02        |
| 6. 38:18 vs. Missouri State ..... 9-7-13    |
| 7. 38:07 at Indiana ..... 10-11-08          |
| 8. 38:03 at Iowa State ..... 9-14-13        |
| 9. 37:56 vs. Arizona ..... 9-19-09          |
| <b>10. 37:38 vs. Rutgers ..... 9-7-19</b>   |
| 11. 37:37 at Minnesota ..... 11-22-08       |
| 12. 37:36 vs. Nebraska ..... 11-28-14       |

**Largest Margins**

**Iowa Victories**

| Opponent, year          | Score | Mar. |
|-------------------------|-------|------|
| Iowa Teachers, 1914     | 95-0  | 95   |
| Coe, 1908               | 92-0  | 92   |
| Iowa Wesleyan, 1890     | 91-0  | 91   |
| Cornell, 1904           | 88-0  | 88   |
| Cornell, 1913           | 76-0  | 76   |
| Des Moines, 1905        | 72-0  | 72   |
| Northwestern, 1913      | 78-6  | 72   |
| Grinnell, 1904          | 69-0  | 69   |
| Iowa Teachers, 1900     | 68-0  | 68   |
| Northern Iowa, 1997     | 66-0  | 66   |
| Northwestern, 1981      | 64-0  | 64   |
| at Illinois, 2018       | 63-0  | 63   |
| Cornell, 1920           | 63-0  | 63   |
| Indiana, 1997           | 62-0  | 62   |
| UTEP, 1986              | 69-7  | 62   |
| Grinnell, 1900          | 63-2  | 61   |
| Washington ( Mo.), 1902 | 61-0  | 61   |
| Knox, 1922              | 61-0  | 61   |
| Cornell, 1894           | 60-0  | 60   |
| Indiana, 1913           | 60-0  | 60   |
| North Dakota St., 1947  | 59-0  | 59   |

| Opponent, year          | Score | Mar. |
|-------------------------|-------|------|
| Illinois, 1985          | 59-0  | 59   |
| Cornell, 1891           | 64-6  | 58   |
| Illinois, 1899          | 58-0  | 58   |
| Drake, 1985             | 58-0  | 58   |
| Upper Iowa, 1900        | 57-0  | 57   |
| Western Michigan, 2013  | 59-3  | 56   |
| Ball State, 2005        | 56-0  | 56   |
| Coe, 1893               | 56-0  | 56   |
| Purdue, 1922            | 56-0  | 56   |
| Utah State, 1957        | 70-14 | 56   |
| Minnesota, 2008         | 55-0  | 55   |
| Ripon, 1928             | 61-6  | 55   |
| Iowa State, 1985        | 57-3  | 54   |
| Northern Illinois, 1986 | 57-3  | 54   |
| Cincinnati, 1990        | 63-10 | 53   |
| Kansas State, 1959      | 53-0  | 53   |
| Northwestern, 2002      | 62-10 | 52   |
| Kent State, 2001        | 51-0  | 51   |
| Minnesota, 1983         | 61-10 | 51   |
| Northern Illinois, 1991 | 58-7  | 51   |

**Iowa Defeats**

| Opponent, year    | Score | Mar. |
|-------------------|-------|------|
| Michigan, 1902    | 0-107 | 107  |
| Illinois, 1902    | 0-80  | 80   |
| Minnesota, 1903   | 0-75  | 75   |
| Minnesota, 1916   | 0-67  | 67   |
| Ohio State, 1950  | 21-83 | 62   |
| Denver A.C., 1893 | 0-58  | 58   |
| Nebraska, 1980    | 0-57  | 57   |
| Michigan, 1971    | 7-63  | 56   |
| Michigan, 1970    | 0-55  | 55   |
| USC, 1976         | 0-55  | 55   |
| Kansas, 1895      | 0-54  | 54   |
| Minnesota, 1936   | 0-52  | 52   |
| Notre Dame, 1967  | 6-56  | 50   |
| Illinois, 1973    | 0-50  | 50   |

**A kickoff was returned for a TD . . .**

by Iowa -- Ihmir Smith-Marsette (98 yards), vs. USC, 12/27/19  
 by an opponent -- Will Likely (100 yards), Maryland, 10/31/15

**A punt was returned for a TD . . .**

by Iowa -- Kyle Groeneweg (returned 61 yards on PR), at Illinois, 11/17/18  
 by Iowa -- Paki O'Meara (returned 42 yards after block), vs. Eastern Illinois, 9/4/10  
 by an opponent -- Christian McCaffrey (63 yards), Stanford, 1/1/16  
 by an opponent -- Tremaine McCollum (returned six yards after block), Florida, 1/2/06

**Two punts were returned for a TD . . .**

by Iowa -- Kevonte Martin-Manley (83 and 63 yards), vs. Western Michigan, 9/21/13

**A punt was blocked . . .**

by Iowa -- A.J. Epenesa at Illinois, 11/17/18  
 by an opponent -- Jauan Wesley vs. Northern Illinois, 9/1/18

**A punt was blocked and returned for a TD...**

by Iowa -- Ben Niemann vs. Northwestern, 11/1/14  
 by an opponent -- Ryan Lewis (block), Pat Amara, Jr., return (TD) vs. Pittsburgh, 9/19/15

**A field goal was blocked...**

by Iowa -- Anthony Nelson vs. Penn State, 9/23/17  
 by an opponent -- Rickey Neal vs. Northern Iowa, 9/15/18

**An interception was returned for a TD . . .**

by Iowa -- Nick Niemann (25 yards), vs. USC, 12/27/19  
 by an opponent -- Chauncey Gardner, Jr., (58 yards), vs. Florida, 1/2/17

**Two interceptions were returned for a TD . . .**

by Iowa (individual) -- Josh Jackson (43 yards, 52 yards) at Wisconsin, 11/11/17  
 by Iowa (team) -- Josey Jewell (34 yards), Bo Bower (88 yards) vs. North Texas, 9/26/15

**A fumble was returned for a TD . . .**

by Iowa -- A.J. Epenesa (19 yards) at Illinois, 11/17/18  
 by an opponent -- Blake Dueitt (35 yards), vs. Ball State, 9/6/14

**A blocked PAT attempt was returned for a score . . .**

by Iowa -- D.J. Johnson (99 yards), at Penn State, 9/28/02  
 by an opponent -- Jason Simmons (85 yards), at Ohio State, 11/2/91

**A safety was scored . . .**

by Iowa -- (2) at Penn State, 10/27/18 on Dominique Daffney blocked punt & PSU bad snap  
 by an opponent -- Shareef Miller TFL on Akrum Wadley rush vs. Penn State, 9/23/17

**A player rushed for over 200 yards . . .**

by Iowa -- Akrum Wadley (26-204), at Northwestern, 10/17/15  
 by an opponent -- Jonathan Taylor (31-250), at Wisconsin, 11/9/19

**Iowa had two 100 yard receivers...**

T.J.Hockenson (4-107-2), Noah Fant (4-101-1), at Indiana, 10/13/18

**A player passed for over 300 yards . . .**

by Iowa -- Nate Stanley (308), vs. Illinois, 11/23/19  
 by an opponent -- Tanner Morgan (368), Minnesota, 11/16/19

**A player scored four TDs . . .**

by Iowa -- Akrum Wadley (4 rush), at Northwestern, 10/17/15  
 by an opponent -- Darnell Autry (3 rush, 1 rec.), Northwestern, 11/9/96

**A team rushed for over 400 yards . . .**

by Iowa -- vs. Tulsa (408 yards), 9/13/97  
 by an opponent -- Indiana (433 yards), 9/30/00

**A team passed for over 400 yards . . .**

by Iowa -- vs. Indiana (426 yards), 10/23/99  
 by an opponent -- Purdue (458 yards), 10/15/16

**A team gained over 600 yards of total offense . . .**

by Iowa -- vs. Middle Tennessee (644 yards), 9/28/19  
 by an opponent -- Wisconsin (604 yards), 11/13/99

**A team scored over 50 points . . .**

by Iowa -- at Illinois (63 points), 11/17/18  
 by an opponent -- at Minnesota (51 points), 11/8/14

**A team was held under 75 yards rushing . . .**

by Iowa -- vs. USC -- 18-22 yards, 12/27/19  
 by an opponent -- vs. Penn State -- 30-70 yards, 10/12/19

**A team was held under 100 yards passing . . .**

by Iowa -- Rutgers (47 yards), 9/7/19  
 by an opponent -- Nebraska (99 yards), 11/29/19

**A team was held at/under 200 yards of total offense . . .**

by Iowa -- Rutgers (125 yards), 9/7/19  
 by an opponent -- vs. Mississippi State (199 yards), 1/1/19

**Iowa scored 3 or more non-offensive touchdowns . . .**

by Iowa -- vs. Western Michigan (2 punts, 2 interceptions), 9/21/13

**Iowa recovered an onside kick . . .**

by Iowa -- first quarter vs. Illinois, 10/7/17

**OFFENSE**

| Pos. | No.   | Name                      |
|------|-------|---------------------------|
| WR   | 3     | Tyrone Tracy, Jr.         |
|      | 12    | * Brandon Smith ^         |
| TE   | 39*** | <b>Nate Wieting</b>       |
|      | 84    | Sam LaPorta ^             |
| OR   | 42    | ** Shaun Beyer            |
| LT   | 77    | ** Alaric Jackson         |
|      | 79    | Jack Plumb                |
| LG   | 68    | * <b>Landan Paulsen</b>   |
|      | 71    | * Mark Kallenberger       |
| C    | 65    | Tyler Linderbaum          |
|      | 75    | <b>Jeff Jenkins</b>       |
| RG   | 64    | Kyler Schott              |
|      | 63    | Justin Britt ^            |
| RT   | 74    | ** <b>Tristan Wirfs</b> ^ |
|      | 66*** | <b>Levi Paulsen</b>       |
| WR   | 6     | ** Ihmir Smith-Marsette ^ |
|      | 89    | Nico Ragaini              |
| QB   | 4     | ** <b>Nate Stanley</b> ^  |
|      | 7     | Spencer Petras            |
| RB   | 15    | Tyler Goodson ^           |
|      | 28    | ** <b>Toren Young</b>     |
| OR   | 10    | * Mekhi Sargent           |
| FB   | 36*** | <b>Brady Ross</b>         |
|      | 40    | Turner Pallissard         |
| PK   | 3     | * Keith Duncan            |
|      | 10    | Caleb Shudak              |

**DEFENSE**

| Pos.     | No.   | Name                        |
|----------|-------|-----------------------------|
| LE       | 57    | * Chauncey Golston          |
|          | 92    | John Waggoner               |
| OR       | 13    | Joe Evans                   |
| LT       | 95*** | <b>Cedrick Lattimore</b> ^  |
|          | 54    | Daviyon Nixon               |
| RT       | 91    | ** <b>Brady Reiff</b>       |
|          | 74    | Austin Schulte              |
| RE       | 94    | ** <b>A.J. Epenesa</b> ^    |
|          | 97    | Zach VanValkenburg          |
| Leo/Cash | 49    | ** Nick Niemann             |
|          | 35    | * Barrington Wade           |
| MLB      | 34*** | <b>Kristian Welch</b>       |
|          | 43    | Dillon Doyle                |
| WLB      | 32    | * Djimon Colbert            |
|          | 44    | Seth Benson                 |
| LC       | 8     | ** Matt Hankins ^           |
|          | 12    | D.J. Johnson                |
| SS       | 9     | ** <b>Geno Stone</b> ^      |
|          | 4     | Dane Belton ^               |
| FS       | 28    | * Jack Koerner              |
|          | 26    | * Kaevon Merriweather ^     |
| RC       | 11*** | <b>Michael Ojemudia</b>     |
|          | 33    | * Riley Moss ^              |
| PT       | 22    | <b>Michael Sleep-Dalton</b> |
|          | 7     | ** Colten Rastetter         |

\* - letters won, ^ - redshirt available

Iowa's depth chart for the 2019 Holiday Bowl. Players listed in bold do not return for the 2020 season.

**IOWA WRAPS 2019 SEASON WITH WIN OVER USC AT HOLIDAY BOWL**

Iowa (10-3) defeated No. 22 Southern California (8-5), 49-24, at the 2019 Holiday Bowl in San Diego, California, on Dec. 27, 2019. The Hawkeyes improved to 17-15-1 in 32 bowl game appearances. The bowl win was the ninth for Iowa head coach Kirk Ferentz, tying him for second place in Big Ten Conference history (Barry Alvarez).

The 49 points scored were the second most scored in a bowl game in school history (55 vs. Texas in 1984 Freedom Bowl). WR Ihmir Smith-Marsette scored three touchdowns at the 2019 Holiday Bowl (all in the first half), tying Shonn Greene's Iowa bowl record. He is the second Hawkeye in program history to score a touchdown via rush, reception, and kickoff return, in a single game (George Rice, vs. Purdue in 1951). He is the first college player since 1998 (Deuce McAllister, Independence Bowl) to score a touchdown via rush, reception, kickoff return in a bowl game.

Below are Iowa bowl records that were broken or tied vs. USC:

**Iowa Bowl Records - Individual**

Touchdowns: 3 by Ihmir Smith-Marsette (ties record set by Shonn Greene vs. South Carolina, '09 Outback)

Points: 18 by Ihmir Smith-Marsette (ties record set by Shonn Greene vs. South Carolina, '09 Outback)

Kickoff Return Average: 47.3 yards (3 for 142 yards), by Ihmir Smith Marsette (previous, 42.7, Jordan Cotton vs. LSU, '14 Outback)

PATs Made: 7, by Keith Duncan (ties record set by Tom Nichol vs. Texas, '84 Freedom Bowl)

PATs Att.: 7, by Keith Duncan (ties record set by Tom Nichol vs. Texas, '84 Freedom Bowl)

QB Sacks: 2.5 by A.J. Epenesa (ties record set by Jonathan Babineaux vs. LSU, '05 Capital One Bowl, and Abdul Hodge vs. LSU, '05 Capital One Bowl)

**Iowa Bowl Records - Team**

PATs: 7 (ties record vs. Texas, '84 Freedom Bowl)

Fewest Rushing Yards Allowed: 22 (previous, 43 vs. South Carolina, '09 Outback Bowl, and vs. Wyoming, '87 Holiday Bowl)

**Holiday Bowl Records**

Longest kickoff return: 98 yards by Ihmir Smith-Marsette (ties Adoree Jackson, USC, 2014)

Highest kickoff return Average: 47.3 yards (3-142), Ihmir Smith-Marsette (previous, Jackson, USC, 2014, and Victor Ike, Texas, 2000)

**END OF A HISTORIC FIVE-YEAR STRETCH**

The Hawkeyes finished the 2019 season 10-3 overall and on a four-game winning streak. The Hawkeyes won 47 games from 2015-19, the most of any five-year period in program history. Iowa recorded its sixth 10-win season since 1999. Only nine schools have won more games than the Hawkeyes (47) since 2015. They include Clemson (68), Alabama (66), Ohio State (60), Oklahoma (57), Georgia (54), Wisconsin (52), Penn State (51), and Louisiana State (50).

**WIN, GRADUATE, DO IT RIGHT**

Thirty-one Hawkeyes earned Academic All-Big Ten honors. To be eligible, students must be on a varsity team and carry a minimum grade-point average of 3.0 or higher.

Twelve Hawkeyes wore a decal on their helmets indicating they received their undergraduate degrees from the University of Iowa. The graduates include Shaun Beyer, Drew Cook, John Milani, Landan Paulsen, Levi Paulsen, Colton Rastetter, Brady Reiff, Brady Ross, Ryan Schmidt, Jackson Subbert, Nate Vejvoda, and Nate Wieting.

**FERENTZ MOVES UP BIG TEN CHARTS**

Head coach Kirk Ferentz has 97 Big Ten wins as Iowa's head coach, the fourth most of any coach in Big Ten Conference history.

Ferentz's 162 wins in all games coached as a member of the Big Ten Conference tie Joe Paterno for fifth all-time in league history. He is one of five coaches in Big Ten Conference history to win at least 150 games as a member of the Big Ten Conference. The top five includes Woody Hayes (202), Amos Alonza Stagg (199), Bo Schembechler (194), Joe Paterno (162), and Ferentz (162).

Ferentz (162-103) became Iowa's all-time winningest coach on Sept. 1, 2018. The Hawkeyes defeated Northern Illinois, 33-7. It was Ferentz's 144th win as Iowa's head coach, one more than his predecessor, Hayden Fry (143-89-6). Fry coached Iowa for 20 years (1979-98). Ferentz is in his 21st season in 2019.

Both Ferentz (162, 97) and Fry (143, 96) rank in the top five in overall wins and Big Ten wins. Only Iowa and Michigan have two coaches ranked in the top 10 of both win categories (Bo Schembechler 194, 143; and Lloyd Carr 122, 81). Iowa is the only school in the country to have just two head football coaches since 1979.



### **FERENTZ TOPS IN LONGEVITY**

Kirk Ferentz completed his 21st season as Iowa's head football coach in 2019. He is the longest tenured active head coach in college football. Ferentz was named Iowa head coach on Dec. 2, 1998. Gary Patterson of TCU is No. 2 in coaching tenure. Patterson's first year with the Horned Frogs was 2001. Among Big Ten coaches, only Pat Fitzgerald (2006) and Mark Dantonio (2007) have been at their current schools for 10 seasons or more. Iowa is the only school to have just two head football coaches since 1979.

Defensive coordinator Phil Parker and strength and conditioning coach Chris Doyle also completed their 21st seasons on Iowa's staff. Quarterbacks coach Ken O'Keefe was on Ferentz's original coaching staff before he left for the NFL following the 2011 season. He returned to Iowa in 2017 to coach Iowa's quarterbacks.

Ferentz is the only Division I coach to coach three sons. Brian Ferentz, a former Hawkeye letterman and captain (2003-05), enters his eighth season on Iowa's coaching staff. James Ferentz was a three-year starter on the Hawkeye offensive line and a team captain before graduating in 2013. Steven was an offensive lineman and letterwinner in 2015 and 2016.

### **TROPHY COLLECTION**

The Hawkeyes were 4-1 in trophy games in 2019, including 3-1 in rivalry games and 1-0 in the postseason. Iowa defended the Cy-Hawk Trophy at Iowa State, the Floyd of Rosedale trophy against #7 Minnesota, and the Heroes Trophy at Nebraska. The Hawkeyes fell at #16 Wisconsin in a battle for the Heartland Trophy.

The Hawkeyes are 16-4 in their last 20 rivalry trophy games (Iowa State, Minnesota, Nebraska, Wisconsin), with all four losses coming to Wisconsin, and have won three straight bowl games.

| <b>Trophy</b>     | <b>Opponent</b> | <b>Date</b> | <b>Result</b> |
|-------------------|-----------------|-------------|---------------|
| Cy-Hawk           | at Iowa State   | 9/14        | W, 18-17      |
| Heartland         | at Wisconsin    | 11/9        | L, 22-24      |
| Floyd of Rosedale | Minnesota       | 11/16       | W, 23-19      |
| Heroes            | at Nebraska     | 11/29       | W, 27-24      |

### **STANLEY CLIMBS SCHOOL CHARTS**

Senior QB Nate Stanley started all 13 games in 2019 and all 39 games the past three seasons. Iowa posted a 27-12 record in Stanley's three seasons as starting quarterback.

Stanley passed for 2,951 yards with 16 touchdowns in 2019. He ranks second in career passing touchdowns (68), career passing yards (8,302), career completions (673), and career pass attempts (1,155), and third in career total offense (8,198).

Stanley started three bowl games in his career. He is one of five quarterbacks in program history to start three bowl games, and the second to win all three. Chuck Long started four (2-2), and Matt Sherman (2-1), Drew Tate (1-2), and Ricky Stanzi (3-0) started three.

The Hawkeyes averaged 28.4 points per game in Stanley's 39 career starts. His streak of 39 consecutive starts at quarterback ranks second in school history to Long (47). He had 16 touchdown passes this season and 68 in his career, second all-time in program history. He trails Chuck Long (74) on the all-time list.

Stanley is one of three players in program history to throw for 8,000 or more career yards (8,302). He ranks second in career passing yards, trailing Long (10,461) on the all-time list. He ranks third in career total offense (8,198).

Stanley was one of 10 finalists for the Johnny Unitas Golden Arm Award, which is presented annually to the top senior or fourth-year quarterback in the nation. He was the only Big Ten quarterback on the list.

Stanley had 20 career multi-touchdown games, including six in 2019. He completed three touchdown passes in the season opener against Miami, Ohio, three more in Week 2 against Rutgers, two against Middle Tennessee in Week 4, two against #16 Wisconsin in

Week 9, two against #8 Minnesota in Week 10, and two against #22 USC in the Holiday Bowl. He has 10 career games with at least three passing touchdowns. Only Long has more in program history (11).

Stanley threw 26 touchdown passes in 2018, second most in the Big Ten, one shy of tying Chuck Long (1985) for the most in single season school history, and tied for second most all-time in single season history. Stanley also threw 26 touchdown passes in 2017. Stanley's 52 touchdown passes from 2017-18 are the most ever in school history over a two-year span. Long tossed 49 touchdown passes from 1984 (22) to 1985 (27).

### **WIRFS LEADS LIST OF ALL-BIG TEN OFFENSIVE HONOREES**

Junior OL Tristan Wirfs was named Rimington-Pace Offensive Lineman of the Year in the Big Ten Conference. Wirfs was named first-team All-Big Ten by league coaches and media.

In addition to Wirfs on the first offensive unit, junior OL Alaric Jackson was a third team selection by coaches and media. Junior WR Ihmir Smith-Marsette and freshman C Tyler Linderbaum received honorable mention recognition by coaches and media. Along with earning the Sportsmanship Award, senior QB Nate Stanley was named honorable mention All-Big Ten by conference coaches.

Wirfs was the first Hawkeye to earn the offensive lineman award since Brandon Scherff in 2014. The award for offensive line play was first presented in 1984, with Wirfs being the eighth Hawkeye to earn the honor.

Wirfs started 10 games at right tackle and three at left tackle while earning Walter Camp and Football Writer's Association of America first-team All-America honors. He had 33 career starts in three seasons. He was one of six semifinalists for the 2019 Outland Trophy. He earned honorable mention honors in 2018, and in 2017 was the first true freshman to start at tackle under head coach Kirk Ferentz.

Jackson earned third team honors after being a second team selection a year ago. Jackson started 10 games at left tackle, missing three games because of injury. He has 34 career starts, all at left tackle.

Linderbaum earned his first all-conference recognition and stated all 13 games at center. The 2019 season was his first on the offensive side of the ball. He played on the defensive line as a true freshman before moving to offense during bowl prep in 2018.

Smith-Marsette was recognized for the second straight season, as he earned the Rodgers-Dwight Return Specialist of the Year honor in 2018. He led Iowa with 722 receiving yards on 44 receptions. Smith-Marsette scored five receiving touchdowns, three rushing touchdowns, and two touchdowns via kickoff return. A 95-yard return at Nebraska and a 98-yard return in the Holiday Bowl against USC. He was named offensive MVP in the Holiday Bowl.

Smith-Marsette ranks 17th in career all-purpose yards (2,834) in three seasons. He has amassed 1,270 receiving yards, 1,344 yards on kickoff returns, and 220 rushing yards, scoring 15 total touchdowns. This season he averaged 16.4 yards on 44 receptions, 29.6 yards on 17 kickoff returns, and 8.3 yards on 11 rushing attempts.

Stanley started all 13 games in 2019 and all 39 games the past three seasons. Stanley passed for 2,951 yards with 16 touchdowns in 2019. He ranks second in career passing touchdowns (68), career passing yards (8,302), career completions (673), and career pass attempts (1,155), and third in career total offense (8,198).

### **RETURN TO SENDER**

Junior WR Ihmir Smith-Marsette became the first player in school history to return two kickoffs for a touchdown in the same season. He did it in consecutive games to end the season. He had a 95-yard kickoff return for a touchdown against Nebraska, tying for the 10th longest in school history, and a 98-yard return against USC at the Holiday Bowl, the seventh longest in school history, an Iowa bowl record, and tying a Holiday Bowl record.

Smith-Marsette averages 29.9 yards on 45 career kickoff returns, the best in school history and the best in Big Ten history. Smith-Marsette

has 1,344 kickoff return yards, fifth all-time in program history.

Smith-Marsette led the team in receiving yards (722) and all-purpose yards (1,333), and ranked second on the team in receptions (44). He had a team-high 10 touchdowns; five receiving, three rushing, and two kickoff returns. He set a career high with 121 receiving yards in Week 11, his second career 100-yard receiving game (Rutgers, 113).

Smith-Marsette has 1,270 career receiving yards, 30th all-time in program history. He has 2,834 all-purpose yards, 17th all-time.

Smith-Marsette scored three touchdowns at the 2019 Holiday Bowl (all in the first half), tying Shonn Greene's Iowa bowl record. He is the second Hawkeye in program history to score a touchdown via rush, reception, and kickoff return, in a single game (George Rice, vs. Purdue in 1951). He is the first college player since 1998 (Deuce McAllister, Independence Bowl) to score a touchdown via rush, reception, kickoff return in a bowl game.

#### **DUNCAN, EPENESA, WIRFS EARN ALL-AMERICA HONORS**

Three University of Iowa football players landed on postseason All-America teams. Junior K Keith Duncan was a consensus All-American, the 26th in school history and 11th under Kirk Ferentz. Duncan was named to the Football Writers (FWAA), Sporting News, and Associated Press first teams. He was a second teamer on the Walter Camp and AFCA awards list.

OL Tristan Wirfs was named to the FWAA and Walter Camp first teams, and the AP and AFCA second teams. DL A.J. Epenesa was an AP, AFCA, and Walter Camp second-team All-American.

Wirfs started 10 games at right tackle and three at left tackle to earn first-team All-Big Ten and Rimington-Pace Offensive Lineman of the Year honors. He has 33 career starts in three seasons and was one of six semifinalists for the 2019 Outland Trophy. In 2017, he became the first true freshman to start at tackle under head coach Kirk Ferentz.

Duncan set Big Ten and Iowa single-season records with 29 made field goals, a total that ranks sixth-best all-time in the NCAA. He earned the Bakken-Andersen Kicker of the Year in the Big Ten, and was one of three finalists for the Lou Groza Award as the nation's top kicker.

Epenesa led Iowa in tackles for loss (14-82), sacks (11.5-67), quarterback pressures (nine) and forced fumbles (four). He also had three pass break-ups. He earned All-Big Ten first-team honors for the second straight year and was named Big Ten Defensive Player of the Week following wins over Minnesota and Nebraska. He was the defensive MVP of the Holiday Bowl.

#### **DUNCAN, EPENESA HIGHLIGHT ALL-BIG TEN DEFENSE AND SPECIAL TEAMS**

Junior K Keith Duncan was named the Bakken-Andersen Kicker of the Year in the Big Ten Conference. Duncan and junior DE A.J. Epenesa were named first-team All-Big Ten by league coaches and media.

In addition to Epenesa on the first defensive unit, junior DB Geno Stone (coaches) and senior DB Michael Ojemudia (media) earned second-team honors. Ojemudia was a third-team selection by the coaches and Stone earned media honorable mention.

Earning honorable mention recognition from both coaches and media were junior DE Chauncey Golston and senior linebacker Kristian Welch. Senior DT Cedrick Lattimore earned honorable mention from the coaches, while the media extended honorable mention honors to senior P Michael Sleep-Dalton.

Duncan became the first Iowa kicker to earn the conference award since its inception in 2011. The award is named after former Wisconsin kicker Jim Bakken and former Michigan State kicker Morten Andersen. Duncan was one of three finalists for the Lou Groza Award as the top kicker in the nation.

Duncan set Big Ten and Iowa single-season records with 29 field goals made, a total that ranks sixth-best all-time in the NCAA. Duncan also set a school record with six field goal attempts in Iowa's win over Purdue. His 34 attempts on the season are also a school record. He

led the team in scoring with 117 (or 119) points, third highest single-season total in program history.

Epenesa earned first-team honors for the second straight year. He was named Big Ten Defensive Player of the Week following wins over Minnesota and Nebraska. He led the Hawkeyes in tackles for loss (14.5-82), sacks (11.5-67), quarterback pressures (nine) and forced fumbles (four). He also had three pass break-ups.

Stone earned honorable mention honors for the second straight season after recording 70 total tackles (46 solo). Stone had three tackles for loss, four pass break-ups, three forced fumbles, one interception, and one recovered fumble.

Ojemudia earned his first all-conference recognition, starting 12 games while missing one contest (Minnesota) due to injury. He led the team with three interceptions. He recorded 41 solo tackles and 11 assists and had a team-best nine pass break-ups.

Welch started 10 games at middle linebacker and led the team in tackles (87), despite missing three games due to injury. Welch totaled nine tackles for loss, three sacks, three pass break-ups, and one forced fumble.

Golston was also recognized by both coaches and media while earning his first all-conference honor. He ranked second to Epenesa in tackles for loss (9.5-28). He also had three sacks, five pass break-ups, one interception, and seven quarterback pressures while starting all 13 games.

Lattimore started all 13 games, recording 24 solo tackles and 20 assists. Lattimore also had 3.5 tackles for loss, 2.5 sacks, and a recovered fumble.

Sleep-Dalton averaged 41.7 yards on 58 punts, with a long of 63 yards. He placed 23 punts inside the opponent 20, with just four touchbacks, and had 10 punts of 50 yards or more.

#### **DEFENSE RANKS AMONG NATION'S BEST**

First-team All-Big Ten honoree DE A.J. Epenesa led a defense that ranked in the top 20 in scoring, rushing, passing, and total defense. Iowa was fifth in the country in scoring defense (14.0 ppg), 12th in total defense (308.2 ypg), 14th in rushing defense (112.5), and 19th in passing defense (195.7 ypg). Iowa's scoring defense is second in the Big Ten to Ohio State (13.7). The Hawkeyes held seven-of-13 opponents to their season-low point total.

Epenesa earned first-team All-Big Ten recognition for the second straight year. He was named AP, AFCA, and Walter Camp second-team All-American. He led Iowa in tackles-for-loss (14.5-82), sacks (11.5-67), quarterback pressures (9), and forced fumbles (4). He also had three pass break-ups.

Iowa's scoring defense (14.0) is the second lowest total of the Ferentz era (13.0 in 2008). The Hawkeyes allowed just 16.6 first downs per game, 12th fewest in the country and third in the Big Ten. Iowa defensive coordinator Phil Parker was a nominee for the Broyles Award, which honors college football's top assistant coach.

Iowa allowed 21 touchdowns, third fewest in the country (San Diego State 19, Georgia 20). Iowa is one of three schools in the country to allow just six rushing touchdowns or fewer (Georgia 2, Oregon 5, Iowa 6).

Iowa's defense allowed just five first downs against Rutgers in Week 2. That ties for the fewest allowed in the Kirk Ferentz era (Syracuse, 2007). Rutgers' 125 yards of total offense ranks as the fifth lowest total in the Ferentz era.

In its Week 7 win against Purdue, Iowa allowed 33 yards rushing, its lowest total against a Big Ten opponent since 2013.

In Iowa's Week 10 win against No. 10 Minnesota, the Hawkeyes recorded six sacks, matching their highest single-game total since 2013 vs. Northwestern.

#### **GOODSON LEADS RUNNING BACK BY COMMITTEE**

Iowa running backs Tyler Goodson (638), Mekhi Sargent (563), and Toren Young (432) combined for 1,633 rushing yards. All three running backs started at least one game.

Goodson started the final four games of the season and became the first true freshman to ever lead the team in single-season rushing

yards. The last redshirt freshman to lead Iowa in single-season rushing yards was Ladell Betts in 1998 (679 yards). Goodson led the team with five rushing touchdowns, and had 24 receptions for 166 yards. His 158 combined touches led the team.

In Week 12 against Nebraska, Goodson rushed 13 times for a career-high 116 yards and a touchdown. It was his first career 100-yard game. His 55-yard touchdown rush in the first quarter was the longest of his career, the longest rushing touchdown by Iowa in 2019, and the longest by a Hawkeye since Akrum Wadley in 2016 (75 yards vs. Nebraska).

Goodson became the first true freshman to start at running back under Ferentz since 2012 (Greg Garmon) in Iowa's 23-19 win against #8 Minnesota in Week 10. Sargent started Weeks 1-8, and Young was Iowa's Week 9 starter.

Eight different Hawkeyes combined to rush for 17 touchdowns. Nine of those touchdowns came from inside the 2-yard line, 10 from inside the 4-yard line. Goodson (2, 10, 2, 55, 1) led the team with five rushing scores. Sargent (2, 4, 14, 2) ranked second, and WR Ihmir Smith-Marsette (14, 45, 6) ranked third. Five more Hawkeyes had at least one rushing touchdown: WR Tyron Tracy (23), Young (2), QB Nate Stanley (1), FB Brady Ross (1), and QB Spencer Petras (1).

### **IN THE RANKINGS**

Iowa finished the season ranked No. 15 in both the AP poll and the coaches poll. It is the 25th time in program history that Iowa finished the season ranked in the top 25. Iowa has finished ranked 15th or better in the AP poll six times in 21 seasons under head coach Kirk Ferentz.

Iowa's 2019 schedule included four opponents ranked in the final AP top 25 (#9 Penn State, #10 Minnesota, #18 Michigan, #11 Wisconsin). Those four opponents had a combined 41-11 record.

Iowa was 2-3 against ranked teams this season. Iowa had road losses at #19 Michigan (17-12) and #16 Wisconsin (24-22). The Hawkeyes defeated #7 Minnesota at home (23-19) and lost at home to #10 Penn State (17-12). Iowa defeated #22 Southern California in San Diego at the 2019 Holiday Bowl.

Iowa defeated Iowa State, 18-17, on Sept. 14. The Cyclones were the first team outside the AP Top 25 when the teams met.

These are Iowa's most recent wins versus nationally-ranked opponents:

|                 |  |
|-----------------|--|
| <b>Home:</b>    | 23-19 over #7 Minnesota, 11/16/19                          |
|                 | 55-24 over #3 Ohio State, 11/4/17                          |
|                 | 40-10 over #15 Nebraska, 11/25/16                          |
| <b>Road:</b>    | 40-10 over #20 Northwestern, 10/17/15                      |
|                 | 10-6 over #18 Wisconsin, 10/3/15                           |
|                 | 38-28 over #24 Michigan, 10/16/10                          |
| <b>Neutral:</b> | 49-24 over #22 Southern California, Holiday Bowl, 12/27/19 |
|                 | 27-22 over #18 Mississippi State, Outback Bowl, 1/1/19     |
|                 | 27-24 over #12 Missouri, Insight Bowl, 12/28/10            |

### **YOUNG, SARGENT SURPASS 1,000 CAREER RUSHING YARDS**

Junior running backs Toren Young and Mekhi Sargent each surpassed 1,000 career rushing yards in Iowa's win over Middle Tennessee on Sept. 28.

Sargent entered the game with 953 rushing yards and moved past 1,000 for his career on a 12-yard run late in the first period. He ended the contest with 91 rushing yards. His career totals include 1,308 yards on 278 attempts. He was the 48th Iowa running back to surpass 1,000 career yards and currently ranks 31st on the all-time list.

Young entered Week 4 with 950 career yards and surpassed 1,000 on a 15-yard run early in the second quarter, becoming the 49th Iowa running back to surpass the century total. He led the Hawkeyes with a career-high 131 rushing yards against Middle Tennessee. Young now has 1,262 career yards on 262 attempts to rank 33rd on the career list.

Sargent moved over 1,000 career yards on career attempt 207, while Young went past 1,000 yards on career attempt 209.

### **BIG TEN BOWL GAMES SINCE 2001**

Iowa has posted a 9-8 bowl record under head coach Kirk Ferentz, and has won its last three bowl games, tying its longest such streak in program history. Ferentz's nine bowl wins tie Barry Alvarez for second in Big Ten history (Joe Paterno, 10).

The Hawkeyes have been bowl eligible 18 times in the last 19 seasons.

Since the 2001 season, only Ohio State (10) has more bowl wins (including FCS Playoffs and the BCS championship game), than Iowa. The following is the record for Big Ten teams in bowl games since 2001:

| Team           | Record     | Pct.        | Team         | Record | Pct. |
|----------------|------------|-------------|--------------|--------|------|
| Ohio State     | 10-8       | .556        | Nebraska     | 6-8    | .429 |
| <b>IOWA</b>    | <b>9-8</b> | <b>.529</b> | Maryland     | 5-5    | .500 |
| Wisconsin      | 9-9        | .500        | Purdue       | 4-6    | .400 |
| Penn State     | 8-8        | .500        | Northwestern | 4-7    | .364 |
| Michigan State | 7-7        | .500        | Michigan     | 4-12   | .250 |
| Minnesota      | 7-7        | .500        | Illinois     | 2-4    | .333 |
| Rutgers        | 6-3        | .667        | Indiana      | 0-4    | .000 |

### **GRAND THEFT SECONDARY**

The Hawkeyes intercepted at least one pass in the final seven games of the season, including a 25-yard interception return for a touchdown by LB Ben Niemann at the 2019 Holiday Bowl. Niemann's interception was the first of his career, Iowa's final score of the season, and extended the Hawkeyes' streak with a pick-six to 12 consecutive seasons. Iowa has had at least one interception returned for a touchdown in 17 of the last 19 seasons.

DB Michael Ojemudia led the team and tied for second in the Big Ten with three interceptions. The Hawkeyes had 12 interceptions this season, and have 53 interceptions since 2017, more than any other team over the last three years.

### **HAWKEYES AT NIGHT**

Iowa played #9 Penn State on Oct. 12 in the 20th night game in the history of Kinnick Stadium. The Hawkeyes are 13-7 all-time in games played under the lights at Kinnick. Iowa was 1-1 at night in 2019, opening the year with a 38-14 win against Miami, Ohio, and falling to #9 Penn State, 17-12. The season opener marked the first time in program history Iowa has opened the season under the lights at Kinnick Stadium. Below is a list of night games in Kinnick Stadium:

| Date           | Opponent        | Result   | Start Time |
|----------------|-----------------|----------|------------|
| Sept. 5, 1992  | #1 Miami, FL    | L, 7-24  | 7 p.m.     |
| Sept. 18, 1999 | N. Illinois     | W, 24-0  | 5:15 p.m.  |
| Sept. 14, 2002 | Iowa State      | L, 33-36 | 5:05 p.m.  |
| Sept. 20, 2003 | #16 Arizona St. | W, 21-2  | 5:05 p.m.  |
| Sept. 30, 2006 | #1 Ohio State   | L, 17-38 | 7:13 p.m.  |
| Sept. 8, 2007  | Syracuse        | W, 35-0  | 7:07 p.m.  |
| Oct. 10, 2009  | Michigan        | W, 30-28 | 7:12 p.m.  |
| Oct. 2, 2010   | #20 Penn State  | W, 24-3  | 7:12 p.m.  |
| Oct. 15, 2011  | Northwestern    | W, 41-31 | 6 p.m.     |
| Oct. 20, 2012  | Penn State      | L, 14-38 | 7 p.m.     |
| Sept. 19, 2015 | Pittsburgh      | W, 27-24 | 7:12 p.m.  |
| Nov. 14, 2015  | Minnesota       | W, 40-35 | 7:12 p.m.  |
| Sept. 10, 2016 | Iowa State      | W, 42-3  | 6:30 p.m.  |
| Nov. 12, 2016  | #2 Michigan     | W, 14-13 | 7:12 p.m.  |
| Sept. 23, 2017 | #4 Penn State   | L, 19-21 | 6:42 p.m.  |
| Oct. 28, 2017  | Minnesota       | W, 17-10 | 5:35 p.m.  |
| Sept. 15, 2018 | Northern Iowa   | W, 38-14 | 6:40 p.m.  |
| Sept. 22, 2018 | #18 Wisconsin   | L, 17-28 | 7:35 p.m.  |
| Aug. 31, 2019  | Miami, Ohio     | W, 38-14 | 6:45 p.m.  |
| Oct. 12, 2019  | #9 Penn State   | L, 12-17 | 6:44 p.m.  |

### KIRK FERENTZ

Preseason Bobby Dodd Trophy Watch List

### PHIL PARKER

Broyles Award nominee

### NICK ANDERSON

Academic All-Big Ten  
Team Leader Award - defense

### DANE BELTON

Next Man In Award - defense

### SETH BENSON

Academic All-Big Ten

### SHAUN BEYER

Academic All-Big Ten

### DREW COOK

Academic All-Big Ten

### MAX COOPER

Comeback Player of the Year - offense  
Next Man In Award - special teams

### DALLAS CRADDIETH

Team Leader Award - special teams

### COLTON DINSDALE

Academic All-Big Ten

### DILLON DOYLE

Academic All-Big Ten

### KEITH DUNCAN

Consensus All-America  
First-team All-America by Football Writers  
First-team All-America by The Associated Press  
First-team All-America by Sporting News  
First-team All-America by The Athletic  
First-team All-America by Phil Steele  
Second-team All-America by Walter Camp  
Second-team All-America by AFCA  
Bakken-Andersen Big Ten Conference Kicker of the Year  
First-team All-Big Ten by league coaches and media  
First-team All-Big Ten by The Associated Press  
First-team All-Big Ten by Phil Steele  
Academic All-Big Ten  
Hayden Fry Award - special teams  
Reggie Roby Special Teams Award - specialist  
One of three finalists for Lou Groza Award  
Big Ten Special Teams Player of the Week vs. Nebraska  
Big Ten Special Teams Player of the Week vs. Illinois  
Big Ten Special Teams Player of the Week vs. Iowa State  
One of three Lou Groza Award Stars of the Week vs. Wisconsin

One of three Lou Groza Award Stars of the Week vs. Purdue  
One of three Lou Groza Award Stars of the Week vs. Iowa State

### A.J. EPNESA

Holiday Bowl Most Valuable Defensive Player  
Associated Press All-Bowl Team  
First-team All-America by The Athletic  
Second-team All-America by Walter Camp  
Second-team All-America by The Associated Press  
Second-team All-America by AFCA  
Third-team All-America by Phil Steele  
First-team All-Big Ten by league coaches and media  
First-team All-Big Ten by The Associated Press  
First-team All-Big Ten by Phil Steele  
Roy Carver Most Valuable Player Award - defense  
One of five finalists for the Polynesian College Player of the Year  
Big Ten Defensive Player of the Week vs. Nebraska  
Big Ten Defensive Player of the Week vs. Nebraska by CollegeSportsMadness.com  
Big Ten Defensive Player of the Week vs. Minnesota  
Quarterfinalist for Lott IMPACT Trophy  
Ted Hendricks Award Finalist  
Nagurski Trophy Preseason Watch List  
Big Ten Conference Preseason Watch List  
Bednarik Award Preseason Watch List  
Lott IMPACT Trophy Watch List  
Polynesian Player of the Year Preseason Watch List  
Preseason Big Ten Defensive Player of the Year by CollegeFootballNews.com  
Preseason first-team All-America by the Associated Press  
Preseason first-team All-America by Sports Illustrated  
Preseason first-team All-America by CollegeFootballNews.com  
Preseason first-team All-America by Athlon Sports  
Preseason second-team All-America by Phil Steele  
Preseason first-team All-Big Ten by CollegeFootballNews.com  
Preseason first-team All-Big Ten by Phil Steele  
Preseason first-team All-Big Ten by Athlon Sports

### SAMSON EVANS

Academic All-Big Ten  
Team Leader Award - special teams

### MATT FAGAN

Academic All-Big Ten  
Team Leader Award - offense

### CHAUNCEY GOLSTON

Honorable mention All-Big Ten by league coaches and media  
Team Hustle Award - defense  
Preseason third-team All-Big Ten by Athlon Sports

### MATT HANKINS

Team Hustle Award - defense  
Preseason third-team All-Big Ten by Athlon Sports



**ALARIC JACKSON**

Second-team All-Big Ten by Phil Steele  
Third-team All-Big Ten by league coaches and media  
Outland Trophy Preseason Watch List  
Preseason first-team All-America by CollegeFootballNews.com  
Preseason second-team All-America by Athlon Sports  
Preseason second-team All-America by Phil Steele  
Preseason first-team All-Big Ten by CollegeFootballNews.com  
Preseason first-team All-Big Ten by Phil Steele  
Preseason first-team All-Big Ten by Athlon Sports

**D.J. JOHNSON**

Big Ten Co-Freshman of the Week vs. Iowa State

**AMANI JONES**

Team Hustle Award - special teams

**CONNOR KAPISAK**

Academic All-Big Ten

**LOGAN KLEMP**

Academic All-Big Ten

**JACK KOERNER**

Academic All-Big Ten  
Next Man In Award - defense

**CEDRICK LATTIMORE**

Honorable mention All-Big Ten by league coaches  
Coaches Appreciation Award - defense

**TYLER LINDERBAUM**

Honorable mention All-Big Ten by league coaches and media

**JOE LUDWIG**

Academic All-Big Ten

**HENRY MARCHESE**

Team Leader Award - defense  
Next Man In Award - special teams

**JOHN MILANI**

Academic All-Big Ten  
Brett Greenwood Award  
Team Hustle Award - special teams

**NICK NIEMANN**

Academic All-Big Ten

**MICHAEL OJEMUDIA**

Second-team All-Big Ten by league media  
Second-team All-Big Ten by Associated Press  
Second-team All-Big Ten by Phil Steele  
Third-team All-Big Ten by league coaches  
Coaches Appreciation Award - defense

**TURNER PALLISSARD**

Academic All-Big Ten

**LANDAN PAULSEN**

Academic All-Big Ten  
Coaches Appreciation Award - offense

**LEVI PAULSEN**

Academic All-Big Ten  
Coaches Appreciation Award - offense

**MONTE POTTEBAUM**

Academic All-Big Ten

**NICO RAGAINI**

First-team All-Big Ten punt return specialist by Phil Steele

**COLTEN RASTETTER**

Academic All-Big Ten  
Coaches Appreciation Award - special teams

**BRADY REIFF**

Academic All-Big Ten  
Team Hustle Award - defense

**BRADY ROSS**

Academic All-Big Ten  
Permanent Team Captain - offense  
Brett Greenwood Award  
Coaches Appreciation Award - special teams

**MEKHI SARGENT**

Doak Walker Award Preseason Watch List  
Preseason fourth-team All-Big Ten by Athlon Sports

**RYAN SCHMIDT**

Academic All-Big Ten  
Forest Evashevski Scholastic Achievement Award

**AUSTIN SCHULTE**

Comeback Player of the Year - defense

**BRYCE SCHULTE**

Academic All-Big Ten

**CALEB SHUDAK**

Academic All-Big Ten

**MICHAEL SLEEP-DALTON**

Honorable mention All-Big Ten by league media  
Coaches Appreciation Award - special teams  
Named to Ray's 8 Watch List vs. Purdue  
Named to Ray's 8 Watch List vs. Rutgers

**IHMIR SMITH-MARSETTE**

Holiday Bowl Most Valuable Offensive Player  
 Associated Press All-Bowl Team, specialist  
 Second-team All-Big Ten kick return specialist by Phil Steele  
 Honorable mention All-Big Ten by league coaches and media  
 Team Hustle Award - offense  
 Horning Award Preseason Watch List  
 Preseason first-team All-America by Athlon Sports  
 Preseason second-team All-America by Phil Steele  
 Preseason first-team All-Big Ten by CollegeFootballNews.com  
 Preseason first-team All-Big Ten by Phil Steele  
 Preseason first-team All-Big Ten by Athlon Sports

**NATE STANLEY**

Honorable mention All-Big Ten by league coaches  
 Big Ten Conference Sportsmanship Award  
 Academic All-Big Ten  
 Roy Carver Most Valuable Player Award - offense  
 Permanent Team Captain - offense  
 Hayden Fry Award - offense  
 One of 10 finalists for Johnny Unitas Golden Arm Award  
 Walter Camp Player of the Year Preseason Watch List  
 Manning Award Preseason Watch List  
 Johnny Unitas Golden Arm Award Preseason Watch List  
 Maxwell Award Preseason Watch List  
 O'Brien Award Preseason Watch List  
 CFPA Player of the Year Award Preseason Watch List  
 Preseason third-team All-Big Ten by Phil Steele  
 Preseason fourth-team All-Big Ten by Athlon Sports

**GENO STONE**

Second-team All-Big Ten by league coaches  
 Second-team All-Big Ten by The Associated Press  
 Honorable mention All-Big Ten by league media  
 Permanent Team Captain - defense  
 Hayden Fry Award - defense  
 Preseason second-team All-Big Ten by Athlon Sports  
 Preseason third-team All-Big Ten by Phil Steele

**JACKSON SUBBERT**

Academic All-Big Ten  
 Brett Greenwood Award  
 Team Hustle Award - special teams  
 One of 10 semifinalists for the Patrick Mannelly Award

**TYRONE TRACY, JR.**

Next Man In Award - offense

**NATE VEJVODA**

Academic All-Big Ten

**JOHN WAGGONER**

Academic All-Big Ten

**KRISTIAN WELCH**

Honorable mention All-Big Ten by league coaches and media  
 Academic All-Big Ten  
 Permanent Team Captain - defense  
 Hayden Fry Award - defense  
 Coaches Appreciation Award - defense  
 Big Ten Defensive Player of the Week vs. Minnesota by CollegeSportsMadness.com  
 Preseason fourth-team All-Big Ten by Phil Steele

**NATE WIETING**

Academic All-Big Ten  
 Brett Greenwood Award  
 Mackey Award Preseason Watch List  
 Preseason fourth-team All-Big Ten by Phil Steele

**TRISTAN WIRFS**

First-team All-America by Football Writers  
 First-team All-America by Walter Camp  
 First-team All-America by Phil Steele  
 Second-team All-America by The Associated Press  
 Second-team All-America by AFCA  
 Second-team All-America by The Athletic  
 Rimington-Pace Big Ten Conference Offensive Lineman of the Year  
 First-team All-Big Ten by league coaches and media  
 First-team All-Big Ten by The Associated Press  
 First-team All-Big Ten by Phil Steele  
 Iron Hawk Award  
 Team Hustle Award - offense  
 One of six semifinalists for Outland Trophy  
 Outland Trophy Preseason Watch List  
 Preseason second-team All-America by CollegeFootballNews.com  
 Preseason fourth-team All-America by Athlon Sports  
 Preseason first-team All-Big Ten by CollegeFootballNews.com  
 Preseason second-team All-Big Ten by Athlon Sports  
 Preseason fourth-team All-Big Ten by Phil Steele

**DEVONTE YOUNG**

Permanent Team Captain - special teams  
 Hayden Fry Award - special teams  
 Reggie Roby Special Teams Award - overall  
 Team Leader Award - defense

**#20/19 Iowa 38, Miami, Ohio 14**

Aug. 31, 2019 -- Kinnick Stadium -- Iowa City, Iowa

 Miami, Ohio \_\_\_\_\_ 0 \_\_\_\_\_ 7 \_\_\_\_\_ 0 \_\_\_\_\_ 7 \_\_\_\_\_ 14  
 #20/19 Iowa \_\_\_\_\_ 3 \_\_\_\_\_ 7 \_\_\_\_\_ 14 \_\_\_\_\_ 14 \_\_\_\_\_ 38  
**Attendance:** 69,250  
**Temperature:** 70 degrees

**INDIVIDUAL NOTES**

QB Nate Stanley threw 3 touchdowns to raise his career total to 55, 1 behind Ricky Stanzi (56) for third all-time in program history. He has 15 career multi-touchdown games.

QB Nate Stanley had 252 yards passing, raising his career total to 5,603 and passing C.J. Beathard for eighth all-time in school history.

LG Landan Paulsen and RG Levi Paulsen became the first set of twin brothers to start for the Hawkeyes since SS Kent Ellis and CB Kevin Ellis in 1980. The last brothers to start in the same game for the Hawkeyes were James and LeShun Daniels. James was Iowa's starting center in the 2016 season opener against Miami (Ohio), and LeShun was Iowa's starting running back.

K Keith Duncan scored 8 points (1 FG, 5 PAT). Duncan had not played in game since January 1, 2017 at the Outback Bowl.

WR Oliver Martin made his Hawkeye debut and caught a 9-yard touchdown. Martin had one receiving touchdown for Michigan in 2018.

**MISCELLANEOUS NOTES**

Iowa is 97-32-2 (.740) in season-opening games, including a 18-3 mark under coach Kirk Ferentz. The Hawkeyes have won six straight season openers and are 18-1 since 2001. Iowa has won nine straight nonconference games over the last two seasons.

Iowa opened the season under the lights at Kinnick Stadium for the first time in program history. Iowa has hosted 19 night games in Kinnick Stadium's history, holding a 13-6 record in those contests.

Miami won the toss and elected to defer. The Hawkeyes have played 254 games under head coach Kirk Ferentz. Iowa has opened the game on offense 190 times (117-73). The Hawkeyes have opened the game on defense 64 times (36-28).

Ten different Hawkeyes had at least one reception. Including career firsts from TE Sean Beyer, WR Oliver Martin (first as a Hawkeye), and RB Tyler Goodson.

**GAME TIME:** 3 hours, 5 minutes

**SCORING SUMMARY**
**First Quarter**

IA -- Keith Duncan, 21-yard field goal

**Second Quarter**

MU -- Jack Sorensen, 11-yard pass from Gabbert (Sloman kick)

IA -- Brandon Smith, 9-yard pass from Stanley (Duncan kick)

**Third Quarter**

IA -- Oliver Martin, 9-yard pass from Stanley (Duncan kick)

IA -- Mekhi Sargent, 2-yard rush (Duncan kick)

**Fourth Quarter**

MU -- Andrew Homer, 20-yard pass from Gabbert (Sloman kick)

IA -- Toren Young, 2-yard rush (Duncan kick)

IA -- Smith-Marsette, 6-yard pass from Stanley (Duncan kick)

| MU      | TEAM STATS      | IOWA    |
|---------|-----------------|---------|
| 11      | First Downs     | 26      |
| 25-59   | Rushes-Yards    | 41-213  |
| 189     | Passing Yards   | 252     |
| 17-27-1 | Com-Att-Int     | 21-30-0 |
| 52-245  | Total Offense   | 71-465  |
| 7-42.9  | Punts-Avg.      | 1-31    |
| 0-0     | Fumbles-Lost    | 1-1     |
| 10-77   | Penalties-Yards | 5-32    |
| 24:03   | Possession Time | 35:57   |

**INDIVIDUAL LEADERS**
**RUSHING:**

MU: Johnson 6-22; Thomas 5-18; Bester 5-16

IOWA: Sargent 14-91; Young 9-48

**PASSING:**

MU: Gabbert 17-27-186, 2 TD, 1 INT

IOWA: Stanley 21-30-252, 3 TD, 0 INT

**RECEIVING:**

MU: Sorenson 5-44; Johnson 5-23; Mayock 3-65

IOWA: Sargent 4-65; Smith-Marsette 4-35-1; Beyer 3-30

**TACKLES:**

MU: Weatherford 10; McWood 10; Brown 7

IOWA: Colbert 8; Welch 8; Merriweather 5

**#20/19 Iowa 30, Rutgers 0**

Sept. 7, 2019 -- Kinnick Stadium -- Iowa City, Iowa

 Rutgers \_\_\_\_\_ 0 \_\_\_\_\_ 0 \_\_\_\_\_ 0 \_\_\_\_\_ 0 \_\_\_\_\_ 0  
 #20/19 Iowa \_\_\_\_\_ 7 \_\_\_\_\_ 13 \_\_\_\_\_ 7 \_\_\_\_\_ 3 \_\_\_\_\_ 30  
**Attendance:** 61,808  
**Temperature:** 72 degrees

**INDIVIDUAL NOTES**

QB Nate Stanley threw three touchdowns today (58, 7) to raise his career total to 58 and pass Ricky Stanzi (56) for third in program history. Only Chuck Long (74) and Drew Tate (61) have more career passing touchdowns than Stanley.

QB Nate Stanley has thrown at least one touchdown in seven straight games, the longest streak of his career. He threw three touchdowns today and has 16 career multi-touchdown games. He has 10 career games with at least three passing touchdowns. Only Chuck Long has more in program history (11).

QB Nate Stanley passed for 236 yards today, raising his career total to 5,839 and passing James Vandenberg (5,786) for seventh on Iowa's all-time list.

WR Ihmir Smith-Marsette recorded his first career 100-yard receiving game. He had a career-high 113 yards receiving, and tied career highs in receptions (4) and receiving touchdowns (2).

WR Tyrone Tracy scored his first career touchdown, a 7-yard reception from QB Nate Stanley.

RB Ivory Kelly-Martin tied a career-long with a 25-yard reception to set up Iowa's second touchdown.

PK Keith Duncan connected on a career-long 46-yard field goal in the second quarter.

LB Dijmon Colbert recorded his first career interception (6-yard return). The turnover set up a 19-yard field goal before halftime.

DB Michael Ojemudia recorded an interception, his second of the season and fifth of his career.

**MISCELLANEOUS NOTES**

Iowa's defense allowed five first downs, tied for the lowest in the Ferentz era, and 125 yards total offense, the fourth lowest total in the Ferentz era.

Iowa allowed 41 yards passing, the second lowest in the Ferentz era (Georgia Tech, Jan. 5, 2010). The Hawkeyes registered eight quarterback hurries, four by DE A.J. Epenesa.

Iowa recorded its first shutout since blanking Illinois 63-0 on Nov. 17, 2018.

Rutgers gained zero total yards on nine offensive plays in the second quarter.

The Hawkeyes have scored in every quarter this season.

**GAME TIME:** 3 hours, 6 minutes

**SCORING SUMMARY**
**First Quarter**

IA -- Ihmir Smith-Marsette, 58-yard pass from Stanley (Duncan kick)

**Second Quarter**

IA -- Tyrone Tracy, 7-yard pass from Stanley (Duncan kick)

IA -- Keith Duncan, 46-yard field goal

IA -- Keith Duncan, 19-yard field goal

**Third Quarter**

IA -- Ihmir Smith-Marsette, 23-yard pass from Stanley (Duncan kick)

**Fourth Quarter**

IA -- Keith Duncan, 43-yard field goal

| RU      | TEAM STATS      | IOWA    |
|---------|-----------------|---------|
| 5       | First Downs     | 23      |
| 23-84   | Rushes-Yards    | 39-194  |
| 189     | Passing Yards   | 244     |
| 9-26-2  | Com-Att-Int     | 19-34-0 |
| 49-125  | Total Offense   | 73-438  |
| 10-47.6 | Punts-Avg.      | 6-48.3  |
| 1-1     | Fumbles-Lost    | 0-0     |
| 7-61    | Penalties-Yards | 4-37    |
| 22:22   | Possession Time | 37:38   |

**INDIVIDUAL LEADERS**
**RUSHING:**

RU: Pacheco 10-42; Blackshear 6-30

IOWA: Sargent 13-59; Young 9-59; Goodson 10-53

**PASSING:**

RU: Carter 5-15-22, 0 TD, 1 INT

IOWA: Stanley 16-28-236, 3 TD, 0 INT

**RECEIVING:**

RU: Blackshear 4-(-1); Pacheco 3-25; Melton 1-17

IOWA: Smith-Marsette 4-113-2; Tracy 3-42; Ragaini 3-21

**TACKLES:**

RU: Fogg 7; Singleton 7; Young 4

IOWA: Welch 8; Colbert 5; Stone 4

## #19/18 Iowa 18, Iowa State 17

Sept. 14, 2019 -- Jack Trice Stadium -- Ames, Iowa

#19/18 Iowa \_\_\_\_\_ 3 \_\_\_\_\_ 3 \_\_\_\_\_ 3 \_\_\_\_\_ 9 \_\_\_\_\_ 18      **Attendance:** 61,500  
 Iowa State \_\_\_\_\_ 7 \_\_\_\_\_ 0 \_\_\_\_\_ 7 \_\_\_\_\_ 3 \_\_\_\_\_ 17      **Temperature:** 72 degrees

**GAME NOTES**

It is the first time in 67 meetings the game was decided by a single point.

Iowa retains possession of the Cy-Hawk Trophy. Iowa is 14-3 in its last 17 rivalry trophy games (Iowa State, Minnesota, Nebraska, Wisconsin).

Iowa has won five straight in the series, its longest streak since winning 15 in a row from 1983-97. The Hawkeyes have won four straight in Ames. Iowa improved to 45-22 in the series.

Saturday's game is the second event in the 16th annual Iowa Corn Cy-Hawk Series. Iowa leads the 2019-20 Iowa Corn Cy-Hawk Series, 5-0 with wins in soccer and football.

**INDIVIDUAL NOTES**

QB Nate Stanley totaled 222 yards of offense, raising his career total to 5,979, seventh most in school history. He passed James Vandenberg (5,853) and Matt Sherman (5,948) in today's game.

K Keith Duncan set a career high with four field goals (25, 40, 42, 39). His 39-yard field goal with 4:51 left in the fourth quarter proved to be the game winner. He is 8-8 on field goal attempts this season, and 4-4 on attempts 40 yards or longer.

P Michael Sleep-Dalton averaged 47.2 yards on five punts. He had punts of 50 and 51 yards.

WR Nico Ragaini led Iowa with a career-high five receptions.

DB D.J. Johnson led Iowa with a career-high nine tackles. He had seven solo stops, one tackle-for-loss, and two pass breakups.

FS Jack Koerner had a career-high eight tackles. LB Djimon Colbert and DB Geno Stone matched their career highs with eight tackles.

**MISCELLANEOUS NOTES**

Iowa held a 2-0 advantage in turnovers, including a fumble recovery in the fourth quarter to clinch the game. Iowa has not had a turnover against Iowa State since 2015.

Iowa has won 10 straight non-conference games since the 2017 season opener.

The game was delayed twice due to weather for a total of 2 hours and 55 minutes. The first delay lasted 49 minutes. The second delay lasted 2 hours and 6 minutes. It is the second time Iowa has experienced an in-game weather delay (Iowa vs. Tennessee Tech, Sept. 3, 2011)

**GAME TIME:** 5 hours, 54 minutes

**SCORING SUMMARY****First Quarter**

IA -- Keith Duncan, 25-yard field goal

ISU -- Pettway, 51-yard pass from Jones (Assalley kick)

**Second Quarter**

IA -- Keith Duncan, 40-yard field goal

**Third Quarter**

ISU -- Milton, 73-yard pass from Purdy (Assalley kick)

IA -- Keith Duncan, 42-yard field goal

**Fourth Quarter**

IA -- Nate Stanley, 1-yard rush (2-point conversion failed)

ISU -- Assalley 26-yard field goal

IA -- Keith Duncan, 39-yard field goal

| IOWA    | TEAM STATS      | IOWA STATE |
|---------|-----------------|------------|
| 18      | First Downs     | 20         |
| 37-112  | Rushes-Yards    | 19-91      |
| 201     | Passing Yards   | 327        |
| 22-35-0 | Com-Att-Int     | 25-35-0    |
| 72-313  | Total Offense   | 54-418     |
| 5-47.2  | Punts-Avg.      | 4-39.2     |
| 0-0     | Fumbles-Lost    | 2-2        |
| 4-15    | Penalties-Yards | 5-21       |
| 34:58   | Possession Time | 25:02      |

**INDIVIDUAL LEADERS****RUSHING:**

ISU: Nwangwu 6-54; Purdy 9-34

IOWA: Sargent 13-58; Kelly-Martin 5-20;

**PASSING:**

ISU: Purdy 24-34-276, 1 TD, 0 INT

IOWA: Stanley 22-35-201, 0 TD, 0 INT

**RECEIVING:**

ISU: Milton 8-144; Pettway 5-83

IOWA: Ragaini 5-43; B. Smith 4-51; Smith-Marsette 3-46

**TACKLES:**

ISU: Esworth 15; White 11; Johnson 8

IOWA: Johnson 9; Colbert 8; Koerner 8; Stone 8

## #14 Iowa 48, Middle Tennessee 3

Sept. 28, 2019 -- Kinnick Stadium -- Iowa City, Iowa

Middle Tennessee 0 \_\_\_\_\_ 0 \_\_\_\_\_ 3 \_\_\_\_\_ 0 \_\_\_\_\_ 3      **Attendance:** 63,706  
 #14 Iowa \_\_\_\_\_ 17 \_\_\_\_\_ 7 \_\_\_\_\_ 10 \_\_\_\_\_ 14 \_\_\_\_\_ 48      **Temperature:** 63 degrees

**GAME NOTES**

Iowa had 644 yards of total offense, the most in the Ferentz era (previous best was 613 vs. Minnesota in 2005). Iowa's 351 rushing yards rank fourth in the Ferentz era.

**INDIVIDUAL NOTES**

QB Nate Stanley made his 30th consecutive start at quarterback. The only other players in school history with 30 or more consecutive starts at quarterback are Chuck Long (47), Matt Sherman (32), and Matt Rodgers (31). Stanley is 21-9 in 30 career starts.

QB Nate Stanley improved to 11-0 all-time against non-conference opponents (9-0 in the regular season, 2-0 in bowl games).

QB Nate Stanley totaled 275 yards of offense, raising his career total to 6,244, sixth most in school history. He passed C.J. Beathard (5,991) in today's game.

QB Nate Stanley threw two touchdown passes, raising his career total to 60. He has 17 career multi-touchdown games. He is one of three players in school history to throw 60 or more touchdowns (Drew Tate, 61; Chuck Long, 74).

K Keith Duncan kicked a career-long 49-yard field goal on Iowa's second possession. He connected on a 42-yard attempt in the third quarter. He is 6-6 on attempts 40 yards or longer this season. His miss from 39 yards was his first miss of the season. He is 10-11 on field goal attempts this season.

DE Daviyon Nixon had a career-high seven tackles and 2.5 tackles-for-loss (14 yards). He registered his first career sack (8 yards)

RB Toren Young rush for a career-high 131 yards. It is his first career 100-yard rushing game.

WR Tyrone Tracy had a career-high 85 yards receiving.

TE Shaun Beyer's 27-yard reception is a career-long.

WR Brandon Smith set career highs in receptions (6), receiving yards (71), and receiving touchdowns (2).

RB Tyler Goodson rushed for a career-high 97 yards on a career-high 12 attempts.

Three Hawkeyes scored their first career rushing touchdowns: FB Brady Ross (1), WR Ihmir Smith-Marsette (14), and QB Spencer Petras (1).

**GAME TIME:** 3 hours, 6 minutes

**SCORING SUMMARY****First Quarter**

IA -- Mekhi Sargent, 4-yard rush (Duncan kick)

IA -- Keith Duncan, 49-yard field goal

IA -- Brandon Smith, 18-yard pass from Stanley (Duncan kick)

**Second Quarter**

IA -- Brady Ross, 1-yard rush (Duncan kick)

**Third Quarter**

IA -- Keith Duncan, 42-yard field goal

MT -- Crews Holt, 43-yard field goal

IA -- Ihmir Smith-Marsette, 14-yard rush (Duncan kick)

**Fourth Quarter**

IA -- Brandon Smith, 10-yard pass from Stanley (Duncan kick)

IA -- Spencer Petras, 1-yard rush (Duncan kick)

| MIDDLE TENNESSEE | TEAM STATS      | IOWA    |
|------------------|-----------------|---------|
| 12               | First Downs     | 30      |
| 24-80            | Rushes-Yards    | 51-351  |
| 136              | Passing Yards   | 293     |
| 17-27-0          | Com-Att-Int     | 20-29-0 |
| 51-216           | Total Offense   | 80-644  |
| 8-41.9           | Punts-Avg.      | 1-34    |
| 0-0              | Fumbles-Lost    | 0-0     |
| 8-72             | Penalties-Yards | 3-20    |
| 24:03            | Possession Time | 35:57   |

**INDIVIDUAL LEADERS****RUSHING:**

MT: O'Hara 10-33; McDonald 6-22

IOWA: Young 11-131; Goodson 12-97; Sargent 14-91

**PASSING:**

MT: O'Hara 15-22-110, 0 TD, 0 INT

IOWA: Stanley 17-25-276, 2 TD, 0 INT

**RECEIVING:**

MT: Pierce 6-43; Lee 2-16

IOWA: Smith 6-71; Smith-Marsette 4-60; Tracy 3-85

**TACKLES:**

MT: Moffatt 12; Blankenship 8; Brooks 7

IOWA: Welch 9; Ojemudia 7; Nixon 7



**#19 Michigan 10, #14 Iowa 3**

Oct. 5, 2019 -- Michigan Stadium -- Ann Arbor, Michigan

 #14 Iowa \_\_\_\_\_ 0 \_\_\_\_\_ 3 \_\_\_\_\_ 0 \_\_\_\_\_ 0 \_\_\_\_\_ 3  
 #19 Michigan \_\_\_\_\_ 10 \_\_\_\_\_ 0 \_\_\_\_\_ 0 \_\_\_\_\_ 0 \_\_\_\_\_ 0  
**Attendance:** 111,519  
**Temperature:** 55 degrees

**INDIVIDUAL NOTES**

QB Nate Stanley passed for 260 yards, raising his career total to 6,576. He passed Matt Sherman (6,399) in today's game for sixth all-time in program history.

DB Geno Stone's interception in the second quarter was his first of the season and sixth of his career. He tied for the team lead with four interceptions in 2018.

WR Ihmir Smith-Marsette's 37-yard kickoff return was a season-long.

DE Chauncey Golston tied for the team-lead with a career-high eight tackles. LB Kristian Welch also had eight tackles. Welch has led or shared the team lead in tackles in four-of-five games this season.

WR Nico Ragaini led Iowa with a career-high six catches. His 46 yards receiving are also a career best.

RB Tyler Goodson set career highs in receptions (6) and receiving yards (62). His 62 receiving yards led the team.

On his fourth pass attempt, QB Nate Stanley threw his first interception of the season, ending his streak of 139 attempts without an interception. Stanley threw three interceptions, a career-high, and the most by a Hawkeye quarterback since C.J. Beathard threw three interceptions against Florida at the 2017 Outback Bowl.

**MISCELLANEOUS NOTES**

The 10 points allowed by Iowa are the fewest points allowed in a loss since falling to Iowa State, 9-6, on Sept. 8, 2012. Iowa came into the game 61-1 when holding opponents to 10 points or fewer under Kirk Ferentz.

RB Mekhi Sargent's fumble on Iowa's first play from scrimmage was the first fumble lost by a Hawkeye tailback (Goodson, Kelly-Martin, Sargent, Young) in 186 carries (at Northwestern, Nov. 10, 2018).

Michigan's 2-yard touchdown rush in the second quarter was the first rushing touchdown allowed by Iowa this season.

The Hawkeyes were held scoreless in the first quarter. It was the first time this year Iowa was held scoreless in a quarter, and the first time in 19 quarters dating back to the first quarter of the 2019 Outback Bowl.

Iowa was held out of the endzone for the first time since the 2017 Outback Bowl (L, 30-3).

Today's attendance was 111,519, the second largest crowd ever for an Iowa football game. The top five attended games are all at Michigan.

**GAME TIME:** 3 hours, 25 minutes

**SCORING SUMMARY**
**First Quarter**

UM -- Jake Moody, 28-yard field goal

UM -- Zach Charbonnet, 2-yard rush (Nordin kick)

**Second Quarter**

IA -- Keith Duncan, 22-yard field goal

| IOWA    | TEAM STATS      | MICHIGAN |
|---------|-----------------|----------|
| 18      | First Downs     | 13       |
| 30-1    | Rushes-Yards    | 33-120   |
| 260     | Passing Yards   | 147      |
| 23-42-3 | Com-Att-Int     | 14-26-1  |
| 72-261  | Total Offense   | 59-267   |
| 7-38.3  | Punts-Avg.      | 8-45.6   |
| 1-1     | Fumbles-Lost    | 2-0      |
| 8-60    | Penalties-Yards | 4-35     |
| 33:57   | Possession Time | 26:03    |

**INDIVIDUAL LEADERS**
**RUSHING:**

IOWA: Young 8-49; Goodson 6-15

MICHIGAN: Charbonnet 13-42; Wilson 4-28

**PASSING:**

IOWA: Stanley 23-42-260, 0 TD, 3 INT

MICHIGAN: Patterson 14-26-147, 0 TD, 1 INT

**RECEIVING:**

IOWA: Ragaini 6-46; Goodson 5-62; Smith-Marsette 4-60

MICHIGAN: Peoples-Jones 4-26; Collins 3-63

**TACKLES:**

IOWA: Welch 8; Golston 8; Niemann 7

MICHIGAN: Hudson 11; Glasgow 9; Hill 6

**#10 Penn State 17, #17 Iowa 12**

Oct. 12, 2019 -- Kinnick Stadium -- Iowa City, Iowa

 #10 Penn State \_\_\_\_\_ 0 \_\_\_\_\_ 7 \_\_\_\_\_ 3 \_\_\_\_\_ 7 \_\_\_\_\_ 17  
 #17 Iowa \_\_\_\_\_ 3 \_\_\_\_\_ 3 \_\_\_\_\_ 0 \_\_\_\_\_ 6 \_\_\_\_\_ 12  
**Attendance:** 69,034  
**Temperature:** 54 degrees

**INDIVIDUAL NOTES**

FS Jack Koerner had a game and career-high 13 tackles, the most by a Hawkeyes since LB Josey Jewell had 13 against Purdue in 2017. Four more Hawkeyes set career highs in tackles: DL Cedrick Lattimore (7), DL Brady Reiff (6), LB Dillon Doyle (5), and DL Austin Schulte (4). DE Chauncey Golston tied his career high with eight tackles.

QB Nate Stanley set season highs in completions (25), attempts (43), and passing yards (286).

Three Hawkeyes set career highs in receptions and receiving yards: Brandon Smith (7-86), Nico Ragaini (7-55), and Nate Wieting (4-54). WR Ihmir Smith-Marsette set a career high in receptions (5).

QB Nate Stanley threw one touchdown pass, raising his career total to 61 and tying Drew Tate for second all-time in program history. He trails Chuck Long (74) on the all-time list.

QB Nate Stanley passed for 286 yards, raising his career total to 6,862. He passed Matt Rodgers (6,725) for fifth in school history. Stanley totaled 281 yards of offense tonight, raising his career total to 6,720 yards of total offense, fifth all-time. He passed Chuck Hartlieb tonight on Iowa's all-time list.

RB Tyler Goodson's 29-yard rush in the second quarter was a career long.

RG Mark Kallenberger made his first career start.

**MISCELLANEOUS NOTES**

The last three games in the series have been decided by one possession.

Iowa scored three points in the first quarter. It is the first time this season Penn State allowed points in the first quarter.

Penn State won the toss and deferred. The Hawkeyes have played 259 games under head coach Kirk Ferentz. Iowa has opened the game on offense 194 times (120-74). The Hawkeyes have opened the game on defense 65 times (36-29).

**GAME TIME:** 3 hours, 26 minutes

**SCORING SUMMARY**
**First Quarter**

IA -- Keith Duncan, 47-yard field goal

**Second Quarter**

PSU -- KJ Hamler, 22-yard pass from Clifford (Pinegar kick)

IA -- Keith Duncan, 24-yard field goal

**Third Quarter**

PSU -- Jake Pinegar, 33-yard field goal

**Fourth Quarter**

PSU -- Noah Cain, 5-yard touchdown rush (Pinegar kick)

IA -- B. Smith, 33-yard pass from Stanley (2-pt conversion failed)

| PENN STATE | TEAM STATS      | IOWA    |
|------------|-----------------|---------|
| 20         | First Downs     | 21      |
| 53-177     | Rushes-Yards    | 30-70   |
| 117        | Passing Yards   | 286     |
| 12-24-0    | Com-Att-Int     | 25-43-1 |
| 77-294     | Total Offense   | 73-356  |
| 7-42.1     | Punts-Avg.      | 5-35.0  |
| 0-0        | Fumbles-Lost    | 3-1     |
| 8-80       | Penalties-Yards | 1-5     |
| 32:52      | Possession Time | 27:08   |

**INDIVIDUAL LEADERS**
**RUSHING:**

PENN STATE: Cain 22-102; Clifford 16-52

IOWA: Goodson 8-35; Young 7-22

**PASSING:**

PENN STATE: Clifford 12-24-117, 1 TD, 0 INT

IOWA: Stanley 25-43-286, 1 TD, 1 INT

**RECEIVING:**

PENN STATE: Hamler 7-61; Freiermuth 2-25

IOWA: Smith 7-86; Ragaini 7-55; Smith-Marsette 5-72

**TACKLES:**

PENN STATE: Reid 7; Wade 7; Mustipher 7

IOWA: Koerner 13; Welch 8; Golston 8

**NOTE: 2019 Holiday Bowl summary appears on p. 160.**

## #23 Iowa 26, Purdue 20

Oct. 20, 2018, Kinnick Stadium, Iowa City, Iowa

Purdue \_\_\_\_\_ 0 7 0 13 20 **Attendance:** 69,250  
 #23 Iowa \_\_\_\_\_ 6 3 7 10 26 **Temperature:** 58 degrees

**INDIVIDUAL NOTES**

WR Brandon Smith set career highs in receptions (9) and receiving yards (106). It is his first career 100-yard receiving game. Smith left the game following his ninth reception with 4:21 left in the fourth quarter and did not return.

QB Nate Stanley made his 33rd consecutive start, the second longest streak by a Hawkeye QB in program history (Long, 47).

QB Nate Stanley passed for 260 yards, raising his career total to 7,122. He passed Chuck Hartlieb (6,934) for fourth in school history. Stanley totaled 269 yards of offense tonight, raising his career total to 6,989 yards of total offense, fourth all-time. He passed Matt Rodgers (6,855) on Iowa's all-time list.

DL John Waggoner's 7-yard sack in the second quarter was his first career tackle. RB Tyler Goodson's 1-yard touchdown rush in the third quarter was the first touchdown of his career.

WR Ihmir Smith-Marsette caught 3 passes for 57 yards. He has 991 career receiving yards. He is nine yard shy of becoming the 42nd player in program history to reach 1,000 yards receiving.

LB Dillon Doyle made his first career start.

RB Mekhi Sargent's 14-yard touchdown rush in the fourth quarter ties for Iowa's longest touchdown rush (Smith-Marsette) of the season. Iowa has nine touchdown rushes this season (2, 2, 1, 4, 1, 14, 1, 1, 14).

K Keith Duncan connected on four field goals (30, 44, 42, 38). He is 10-11 on field goal tries of 40-yards or more.

P Michael Sleep-Daulton's 63-yard punt in the fourth quarter was a season-long.

DB Matt Hankins recovered a fumble in the second quarter. SS Geno Stone forced the fumble. It is the first career fumble recovery by Hankins, the third career forced fumble for Stone. Hankins had a game and career-high 11 tackles. Freshman Dane Belton had a career-high six tackles.

**MISCELLANEOUS NOTES**

Iowa's defense allowed 33 yards rushing, the lowest total allowed against a Big Ten team since holding Minnesota to 30 yards rushing in 2013. Purdue rushed 18 times, the third lowest total by any opponent in the Ferentz era.

**GAME TIME:** 3 hours, 13 minutes

**SCORING SUMMARY****First Quarter**

IA -- Keith Duncan, 30-yard field goal

IA -- Keith Duncan, 44-yard field goal

**Second Quarter**

IA -- Keith Duncan, 42-yard field goal

PU -- David Bell, 7-yard pass from Plummer (Dellinger kick)

**Third Quarter**

IA -- Tyler Goodson, 1-yard rush (Duncan kick)

**Fourth Quarter**

IA -- Keith Duncan, 38-yard field goal

PU -- J.D. Dillinger, 27-yard field goal

PU -- J.D. Dillinger, 36-yard field goal

IA -- Mekhi Sargent, 14-yard rush (Duncan kick)

PU -- Payne Durham, 1-yard pass from Plummer (Dellinger kick)

| PURDUE  | TEAM STATS      | IOWA    |
|---------|-----------------|---------|
| 17      | First Downs     | 19      |
| 18-33   | Rushes-Yards    | 33-102  |
| 327     | Passing Yards   | 260     |
| 30-50-1 | Com-Att-Int     | 23-33-1 |
| 68-360  | Total Offense   | 66-362  |
| 6-36.8  | Punts-Avg.      | 4-47.2  |
| 2-1     | Fumbles-Lost    | 0-0     |
| 5-40    | Penalties-Yards | 7-60    |
| 24:22   | Possession Time | 35:38   |

**INDIVIDUAL LEADERS****RUSHING:**

PURDUE: Doerue 10-26; Plummer 7-4

IOWA: Sargent 13-68; Young 5-17

**PASSING:**

PURDUE: Plummer 30-50, 327, 2 TD, 1 INT

IOWA: Stanley 23-33, 260, 0 TD, 1 INT

**RECEIVING:**

PURDUE: Bell 13-197; Hopkins 5-51

IOWA: Smith 9-106; Ragaini 6-31;

Smith-Marsette 3-57

**TACKLES:**

PURDUE: Barnes 8; Mosley 7;

Thineeman 7; Holt 7

IOWA: Hankins 11; Belton 6; Stone 6;

Colbert 6

## #20 Iowa 20, Northwestern 0

Oct. 26, 2019 -- Ryan Field -- Evanston, Illinois

#20 Iowa \_\_\_\_\_ 7 3 7 3 20 **Attendance:** 42,104  
 #23 Iowa \_\_\_\_\_ 0 0 0 0 0 **Temperature:** 47 degrees

**INDIVIDUAL NOTES**

Iowa is bowl eligible for the 18th time in the last 19 seasons.

Kirk Ferentz has 94 Big Ten Conference wins, one shy of tying Joe Paterno for No. 5 all-time in conference history.

Iowa has four shutouts in its last 11 Big Ten Conference games (Rutgers and Northwestern in 2019, Maryland and Illinois in 2018). No other Big Ten team has more than one shutout since the start of 2018.

QB Nate Stanley's 50-yard touchdown pass to WR Tyrone Tracy in the first quarter was the 62nd touchdown pass of his career, No. 2 all-time in program history (Chuck Long, 74). Stanley entered the game tied with QB Drew Tate (61) on the all-time list.

WR Tyrone Tracy's 50-yard touchdown reception in the first quarter was his longest career reception, and second career touchdown. The play was Iowa's third longest of the season (Smith-Marsette 58-yard touchdown reception vs. Rutgers; Toren Young 52-yard rush against Middle Tennessee State).

DE Chauncey Golston recorded an interception (3 yards) in the first quarter, his second career interception (2019 Outback Bowl).

QB Nate Stanley made his 34th consecutive start, the second longest streak by a Hawkeye QB in program history (Long, 47).

RB Mekhi Sargent's 1-yard rushing touchdown in the third quarter was his fourth rushing touchdown of the year, and Iowa's 10th of the season. Among Iowa's 10 rushing scores, five have been from the 1-yard line, each by a different Hawkeye (QB Nate Stanley, FB Brady Ross, QB Spencer Petras, RB Tyler Goodson, Sargent).

DB Dane Belton made his first career start and recorded five tackles. He is the 25th true freshman in the Ferentz era to start.

WR Ihmir Smith-Marsette's 7-yard reception in the first quarter put him over 1,000 career receiving yards. He is the 42nd player in program history to reach 1,000 yards receiving. He has 71 career receptions for 1,011 yards.

TE Sam LaPorta's 41-yard reception in the second quarter was his first career reception.

WR Tyrone Tracy caught 2 passes for a career-high 88 yards.

K Keith Duncan connected on two field goals today (40, 28). He missed from 46 yards. Duncan is 11-13 on field goal tries of 40-yards or more this season. He has 19 made field goals this season, the most since Daniel Murray had 19 in 2009, and tied for the fifth most in single-season history.

**GAME TIME:** 2 hours, 53 minutes

**SCORING SUMMARY****First Quarter**

IA -- Tyrone Tracy, 50-yard pass from Stanley (Duncan kick)

**Second Quarter**

IA -- Keith Duncan, 40-yard field goal

**Third Quarter**

IA -- Mekhi Sargent, 1-yard rush (Duncan kick)

**Fourth Quarter**

IA -- Keith Duncan, 28-yard field goal

| IOWA    | TEAM STATS      | NORTHWESTERN |
|---------|-----------------|--------------|
| 12      | First Downs     | 13           |
| 40-123  | Rushes-Yards    | 35-64        |
| 179     | Passing Yards   | 138          |
| 12-26-0 | Com-Att-Int     | 18-32-1      |
| 66-302  | Total Offense   | 67-202       |
| 6-41.8  | Punts-Avg.      | 6-33.7       |
| 0-0     | Fumbles-Lost    | 0-0          |
| 4-50    | Penalties-Yards | 2-21         |
| 33:31   | Possession Time | 26:29        |

**INDIVIDUAL LEADERS****RUSHING:**

IOWA: Goodson 11-58; Sargent 15-46

NORTHWESTERN: Bowser 14-36; Anderson 5-31

**PASSING:**

IOWA: Stanley 12-26-179, 1 TD, 0 INT

NORTHWESTERN: Smith 18-32-138, 0 TD, 1 INT

**RECEIVING:**

IOWA: Smith-Marsette 3-20; Tracy 2-88; LaPorta 2-43

NORTHWESTERN: Chiaokhioa-Bowman 4-41; James 3-21

**TACKLES:**

IOWA: Stone 7; Doyle 7; Epenesa 5; Nixon 5

NORTHWESTERN: Gallagher 5; Newsome 6; Bergin 5

**#16 Wisconsin 24, #18 Iowa 22**

Nov. 9, 2019 -- Camp Randall Stadium -- Madison, Wisconsin

 #18 Iowa \_\_\_\_\_ 3 \_\_\_\_ 3 \_\_\_\_ 0 \_\_\_\_ 16 \_\_\_\_ 22      **Attendance:** 78,018  
 #16 Wisconsin \_\_\_\_ 0 \_\_\_\_ 14 \_\_\_\_ 7 \_\_\_\_ 3 \_\_\_\_ 24      **Temperature:** 42 degrees

**INDIVIDUAL NOTES**

K Keith Duncan connected on three field goals today (24, 40, 39). He has 22 made field goals this season, a new single-season school record. The record of 21 was previously shared by Rob Houghtlin (1987), Nate Kaeding (2002), and Kyle Schlicher (2004). Duncan is 22-25 on field attempts this season, and 12-14 on field goal tries of 40-yards. Duncan has 29 career made field goals, tying Miguel Recinos for eighth all-time.

WR Tyrone Tracy's 75-yard touchdown reception in the fourth quarter was Iowa's longest play of the season, the longest reception of Tracy's career, and ties for the longest pass of QB Nate Stanley's career (Nick Easley, 2019 Outback Bowl).

WR Tyrone Tracy set career highs in receptions (5) and receiving yard (130). It is his first career 100-yard receiving game, and the most receiving yards by a Hawkeye since Jake Duzey had 6 receptions for 138 yards against Ohio State in 2013. It is the most receiving yards by a Hawkeye wide receiver since Marvin McNutt had 8 receptions for 130 yards against Michigan State in 2011.

QB Nate Stanley threw for 208 yards, raising his career total to 7,509 and passing Ricky Stanzi (7,377) for third all-time in program history. Stanley had 205 yards total offense, raising his career total to 7,377 and passing Stanzi (7,373) for third all-time in program history.

QB Nate Stanley threw two touchdowns today (3, 75). He has 64 career touchdown passes in his career, No. 2 all-time in program history (Chuck Long, 74). Stanley has 18 career multi-touchdown games, including four this season. Stanley made his 35th consecutive start, the second longest streak by a Hawkeye QB in program history (Long, 47).

Two true freshmen made their first career starts. TE Sam LaPorta is the first true freshman in the Ferentz era to start at tight end, and LB Jack Campbell is the fourth true freshman in the Ferentz era to start at linebacker (James Morris, 2010; A.J. Edds, 2006; Fred Barr, 1999). Since 1999, 27 true freshmen have started for the Hawkeyes.

LB Barrington Wade made his first career start.

CB Matt Hankins' interception in the fourth quarter was the first of his career, and Iowa's seventh of the season. Hankins had a game-high eight tackles.

WR Nico Ragaini caught a 3-yard touchdown in the fourth quarter, the first touchdown of his career.

**GAME TIME:** 3 hours, 12 minutes

**SCORING SUMMARY**
**First Quarter**

IA -- Keith Duncan, 24-yard field goal

**Second Quarter**

WIS -- Danny Davis, 17-yard rush (Larsh kick)

IA -- Keith Duncan, 40-yard field goal

WIS -- Danny Davis, 4-yard pass from Coan (Larsh kick)

**Third Quarter**

WIS -- Quintez Cephus, 27-yard pass from Coan (Larsh kick)

**Fourth Quarter**

IA -- Nico Ragaini, 3-yard pass from Stanley (Duncan kick)

IA -- Keith Duncan, 39-yard field goal

WIS -- Collin Larsh 40-yard field goal

IA -- Tyrone Tracy, 75-yard pass from Stanley (2-point try failed)

| IOWA    | TEAM STATS      | WISCONSIN |
|---------|-----------------|-----------|
| 15      | First Downs     | 24        |
| 23-87   | Rushes-Yards    | 46-300    |
| 208     | Passing Yards   | 173       |
| 17-28-0 | Com-Att-Int     | 16-25-1   |
| 51-295  | Total Offense   | 71-473    |
| 4-41.2  | Punts-Avg.      | 3-34.3    |
| 1-1     | Fumbles-Lost    | 1-1       |
| 3-25    | Penalties-Yards | 8-63      |
| 22:36   | Possession Time | 37:24     |

**INDIVIDUAL LEADERS**
**RUSHING:**

IOWA: Young 9-44; Goodson 5-26  
 WISCONSIN: Taylor 31-250; Watson 6-32

**PASSING:**

IOWA: Stanley 17-28-208, 2 TD, 0 INT  
 WISCONSIN: Coan 16-25-173, 2 TD, 1 INT

**RECEIVING:**

IOWA: Tracy 5-130; Ragaini 6-32;  
 Smith-Marsette 3-27  
 WISCONSIN: Cephus 5-94; Davis 4-19

**TACKLES:**

IOWA: Hankins 8; Ojemudia 7; Koerner 7; Doyle 7  
 WISCONSIN: Baun 6; Orr 6; Sanborn 5

**#20 Iowa 23, #8 Minnesota 19**

Nov. 16, 2019 -- Kinnick Stadium -- Iowa City, Iowa

 #8 Minnesota \_\_\_\_ 0 \_\_\_\_ 6 \_\_\_\_ 7 \_\_\_\_ 6 \_\_\_\_ 19      **Attendance:** 67,518  
 #20 Iowa \_\_\_\_\_ 13 \_\_\_\_ 7 \_\_\_\_ 0 \_\_\_\_ 3 \_\_\_\_ 23      **Temperature:** 38 degrees

**INDIVIDUAL NOTES**

Kirk Ferentz has 95 Big Ten Conference wins, tying Joe Paterno for No. 5 all-time in conference history. Hayden Fry ranks fourth in conference history with 96 wins.

LB Kristian Welch returned to the lineup for the first time since Week 6 and led Iowa with a game-high 11 tackles, matching his career best. SS Geno Stone also matched his career-high with eight tackles.

DE A.J. Epenesa had 2.5 of Iowa's season-high six sacks. It is the most sacks by a Hawkeye defense since 2013 (Northwestern).

K Keith Duncan connected on one field goal today (27). He has 23 made field goals this season, a single-season school record. Duncan is 23-26 on field attempts this season, and 12-14 on field goal tries of 40-yards. Duncan has 32 career made field goals, tying Daniel Murray for seventh all-time.

QB Nate Stanley threw two touchdowns today (21, 5). He has 66 career touchdown passes in his career, No. 2 all-time in program history (Chuck Long, 74). Stanley has 19 career multi-touchdown games, including five this season. Stanley made his 36th consecutive start, the second longest streak by a Hawkeye QB in program history (Long, 47).

RB Tyler Goodson made his first career start. He is the fourth true freshman to start this season, and the 28th true freshman to start under Ferentz. He is the fifth true freshman running back to start in the Ferentz era, and the first since Greg Garmon in 2012 (Goodson 2015, Garmon 2012, Canzeri 2011, Coker 2010, Wegher 2009).

RB Tyler Goodson's 10-yard touchdown rush in the first quarter was his first career touchdown.

WR Tyrone Tracy had a career-high six receptions for 77 yards. He has 16 receptions for 323 yards the last four games. He had 12 receptions for 190 yards in the first six games.

Iowa's defense held Minnesota to a season-low 19 points. The Gophers had scored at least 31 points in eight straight games.

The Hawkeyes played their third trophy game of the season (2-1). Iowa defended the Cy-Hawk Trophy with an 18-17 win at Iowa State on Sept. 14, lost at Wisconsin 24-22 on Nov. 9, and defeated Minnesota, 23-19, today. The Hawkeyes are 15-4 in their last 19 rivalry trophy games (Iowa State, Minnesota, Nebraska, Wisconsin), with all four losses coming to Wisconsin.

Nov. 16, 2019 marks the 130th anniversary of Iowa football. The Hawkeyes played their first football game on Nov. 16, 1889, against Grinnell. Iowa has played 1,256 games since beginning football in 1889. Iowa's overall record is 657-560-39 (.539).

**GAME TIME:** 3 hours, 16 minutes

**SCORING SUMMARY**
**First Quarter**

IA -- Nico Ragaini, 21-yard pass from Stanley (kick failed)

IA -- Tyler Goodson, 10-yard rush (Duncan kick)

**Second Quarter**

MINN -- Brock Walker, 24-yard field goal

IA -- Smith Marsette, 5-yard pass from Stanley (Duncan kick)

MINN -- Brock Walker, 20-yard field goal

**Third Quarter**

MINN -- Tyler Johnson, 28-yard pass from Morgan (Walker kick)

**Fourth Quarter**

IA -- Keith Duncan, 27-yard field goal

MINN -- Rodney Smith, 1-yard touchdown rush (kick failed)

| MINNESOTA | TEAM STATS      | IOWA    |
|-----------|-----------------|---------|
| 23        | First Downs     | 17      |
| 30-63     | Rushes-Yards    | 31-117  |
| 368       | Passing Yards   | 173     |
| 25-39-1   | Com-Att-Int     | 14-23-0 |
| 69-431    | Total Offense   | 54-290  |
| 2-31.5    | Punts-Avg.      | 4-42.0  |
| 1-0       | Fumbles-Lost    | 0-0     |
| 5-52      | Penalties-Yards | 3-16    |
| 32:20     | Possession Time | 27:40   |

**INDIVIDUAL LEADERS**
**RUSHING:**

MINNESOTA: Smith 14-46; Brooks 4-23  
 IOWA: Goodson 13-94; Sargent 6-18

**PASSING:**

MINNESOTA: Morgan 25-36-368 1 TD, 0 INT  
 IOWA: Stanley 14-23-173 2 TD, 0 INT

**RECEIVING:**

MINNESOTA: Johnson 9-170;  
 Bateman 6-98; Douglas 4-60  
 IOWA: Tracy 6-77; Smith-Marsette 4-43; Ragaini 2-30

**TACKLES:**

MINNESOTA: Winfield 8; St-Juste 7;  
 Barber 6  
 IOWA: Welch 11; Hankins 8; Stone 8

## #17 Iowa 19, Illinois 10

Nov. 23, 2019 -- Kinnick Stadium -- Iowa City, Iowa

|          |       |   |       |   |       |   |       |   |       |    |                                |
|----------|-------|---|-------|---|-------|---|-------|---|-------|----|--------------------------------|
| Illinois | _____ | 7 | _____ | 0 | _____ | 0 | _____ | 3 | _____ | 10 | <b>Attendance:</b> 58,331      |
| #17 Iowa | _____ | 7 | _____ | 6 | _____ | 0 | _____ | 6 | _____ | 19 | <b>Temperature:</b> 36 degrees |

**TEAM NOTES**

Kirk Ferentz has 96 Big Ten Conference wins, tying Hayden Fry for No. 4 all-time in conference history.

The win was Iowa's eighth of the season. Iowa has five straight seasons with at least eight wins, its longest such stretch since 1981-87. Iowa has 12 seasons with eight or more wins since 1999.

**INDIVIDUAL NOTES**

K Keith Duncan connected on four field goals today (23, 45, 24, 29) to break the Big Ten single-season record. The four made field goals ties a career high (Iowa State, Purdue). He has 27 made field goals this season, a single-season school record. His six field goal attempts today are a career best. Duncan is 23-26 on field attempts this season, and 12-14 on field goal tries of 40-yards. Duncan has 36 career made field goals, sixth all-time.

LB Kristian Welch had a team and career-high 12 tackles. Ten of the tackles were solo stops. His 12th tackle was a sack on the final play of the game. Welch has led Iowa in tackles six times this season.

QB Nate Stanley recorded his fifth career 300-yard passing game. He finished 18-35 for 308 yards. Eight of Stanley's 18 completions were 20-yards or more, including all four completions to WR Ihmir Smith-Marsette. Stanley's first five completions were at least 18 yards.

SS Geno Stone's sack in the second quarter was the first of his career. Stone is the only Hawkeye this season to have at least one sack, one interception, one pass breakup, on forced fumble, and one recovered fumble.

WR Ihmir Smith-Marsette had a career-high 121 receiving yards on four receptions. It is his second career 100-yard receiving game, and second this season (Rutgers, 113).

DB Michael Ojemudia and DB Matt Hankins recorded interceptions for Iowa. It is the second multi-interception game for Iowa this season (Rutgers, 2). Ojemudia matched his career-high with eight tackles.

**MISCELLANEOUS NOTES**

Iowa had three takeaways. Illinois had one. It is the first time this season the Illini had fewer than two takeaways in a game.

Iowa won the toss and elected to receive. The Hawkeyes have played 264 games under head coach Kirk Ferentz. Iowa has opened the game on offense 198 times (125-74). The Hawkeyes have opened the game on defense 66 times (36-30).

**GAME TIME:** 3 hours, 10 minutes**SCORING SUMMARY****First Quarter**

IA -- Tyler Goodson, 2-yard touchdown rush (Duncan kick)

ILL -- Donny Navarro, 31-yard pass from Peters (McCourt kick)

**Second Quarter**

IA -- Keith Duncan, 23-yard field goal

IA -- Keith Duncan, 45-yard field goal

**Fourth Quarter**

IA -- Keith Duncan, 24-yard field goal

ILL -- James McCourt, 28-yard field goal

IA -- Keith Duncan, 29-yard field goal

| ILLINOIS | TEAM STATS      | IOWA    |
|----------|-----------------|---------|
| 20       | First Downs     | 16      |
| 39-192   | Rushes-Yards    | 32-79   |
| 144      | Passing Yards   | 308     |
| 18-34-2  | Com-Att-Int     | 18-35-1 |
| 73-336   | Total Offense   | 67-387  |
| 4-38.5   | Punts-Avg.      | 4-45.0  |
| 2-1      | Fumbles-Lost    | 0-0     |
| 4-31     | Penalties-Yards | 4-29    |
| 28:11    | Possession Time | 31:49   |

**INDIVIDUAL LEADERS****RUSHING:**

ILLINOIS: Peters 10-76; Brown 14-67; Corbin 6-38

IOWA: Goodson 21-38; Stanley 4-22

**PASSING:**

ILLINOIS: Peters 16-31-125, 1 TD, 2 INT

IOWA: Stanley 18-35-308, 0 TD, 1 INT

**RECEIVING:**

ILLINOIS: Imatorbhedbe 4-36; Williams 4-24; Navarro 3-36

IOWA: Tracy 6-56; Smith-Marsette 4-121; LaPorta 2-27

**TACKLES:**

ILLINOIS: Harding 12; Green 8; Tolson 7

IOWA: Welch 12; Ojemudia 8; Koerner 7; Colbert 7

## #17 Iowa 27, Nebraska 24

Nov. 28, 2019 -- Memorial Stadium -- Lincoln, Nebraska

|          |       |    |       |    |       |    |       |   |       |    |                                |
|----------|-------|----|-------|----|-------|----|-------|---|-------|----|--------------------------------|
| #17 Iowa | _____ | 14 | _____ | 10 | _____ | 0  | _____ | 3 | _____ | 27 | <b>Attendance:</b> 89,039      |
| Nebraska | _____ | 3  | _____ | 7  | _____ | 14 | _____ | 0 | _____ | 24 | <b>Temperature:</b> 37 degrees |

**INDIVIDUAL NOTES**

Kirk Ferentz has 97 Big Ten Conference wins, passing Hayden Fry (96) for fourth all-time in conference history. He has 161 wins as a member of the Big Ten Conference, fifth all-time and one win from tying Joe Paterno (162) for fourth all-time.

K Keith Duncan connected on a 48-yard field goal with one second remaining to break a 24-24 tie and give Iowa a 27-24 win. It was Duncan's second of two field goals made today (49, 48). He has 29 made field goals this season, a single-season school record, a Big Ten record, and tied for the sixth most in NCAA single-season history. His game-winning field goal was the third fourth-quarter winning field goal of his career. He kicked a 33-yard field goal as time expired to defeat Michigan in 2016, and made a 39-yard field goal with 4:51 left in the fourth quarter to defeat Iowa State, 18-17, in 2019.

DE A.J. Epenesa set career highs in tackles (14) and tackles-for-loss (4.5-22 yards). He added two sacks (12 yards).

FS Jack Koerner (11) and LB Kristian Welch (10) had double-digit tackle games. Koerner recorded his first career interception (20 yard return) to thwart Nebraska's final drive of the first half. Welch has 33 tackles in his last three games.

QB Nate Stanley passed for 99 yards today, raising his career total to 8,089. He is the third player in program history to pass for 8,000 or more yards (Chuck Long 10,461; Drew Tate 8,292).

WR Ihmir Smith-Marsette's 45-yard touchdown rush in the first quarter was a career-long. The rush put Smith-Marsette over 2,500 career all-purpose yards. He is the 20th player in program history to reach that total. Smith-Marsette has 2,631 all-purpose yards, 20th all-time. His 95-yard kickoff return for a touchdown ties for the ninth longest in school history. It is the first kickoff returned for a touchdown by the Hawkeyes since Jordan Cotton returned a kickoff 92 yards for a touchdown against Penn State in 2012.

RB Tyler Goodson rushed 13 times for a career-high 116 yards and a touchdown. It is his first career 100-yard game. His 55-yard touchdown rush in the first quarter was the longest of his career and the longest rushing touchdown by Iowa this season, and the longest by a Hawkeye since Akrum Wadley in 2016 (75 yards vs. Nebraska). Goodson is Iowa's leading rusher this season (590 yards). No true freshman has ever led the team in single-season rushing yards. The last redshirt freshman to lead Iowa in single-season rushing yards was Ladell Betts in 1998 (679 yards).

**GAME TIME:** 3 hours, 21 minutes**SCORING SUMMARY****First Quarter**

IA -- Ihmir Smith-Marsette, 45-yard touchdown rush (Duncan kick)

NEB -- Matt Waldoch, 41-yard field goal

IA -- Tyler Goodson, 55-yard touchdown rush (Duncan kick)

**Second Quarter**

IA -- Keith Duncan, 49-yard field goal

NEB -- Cam Taylor-Britt, 38-yard interception return (Waldoch kick)

IA -- Ihmir Smith-Marsette, 95-yard kickoff return (Duncan kick)

**Third Quarter**

NEB -- JD Spielman, 39-yard pass from McCaffrey (Waldoch kick)

NEB -- Wyatt Mazour, 9-yard touchdown rush (Waldoch kick)

**Fourth Quarter**

IA -- Keith Duncan, 48-yard field goal

**Attendance:** 65,299

| IOWA    | TEAM STATS      | NEBRASKA |
|---------|-----------------|----------|
| 13      | First Downs     | 18       |
| 13-225  | Rushes-Yards    | 56-184   |
| 99      | Passing Yards   | 100      |
| 11-25-1 | Com-Att-Int     | 12-23-1  |
| 56-324  | Total Offense   | 79-284   |
| 8-39.8  | Punts-Avg.      | 10-38.8  |
| 1-1     | Fumbles-Lost    | 1-1      |
| 6-49    | Penalties-Yards | 3-25     |
| 26:09   | Possession Time | 33:51    |

**INDIVIDUAL LEADERS****RUSHING:**

IOWA: Goodson 13-116; Sargent 8-55

NEBRASKA: Mills 24-94; Martinez 21-44

**PASSING:**

IOWA: Stanley 11-24-99, 0 TD, 1 INT

NEBRASKA: Martinez 10-18-100, 0 TD, 1 INT

**RECEIVING:**

IOWA: LaPorta 3-37; Ragaini 3-12; Tracy 2-20

NEBRASKA: Mills 4-34; Spielman 3-34; Warner 2-31

**TACKLES:**

IOWA: Epenesa 14; Koerner 11; Welch 10

NEBRASKA: Daniels 6; Dismuke 6; Barry 6



**October 24**
**Iowa at Purdue**

Illinois at Wisconsin  
 Michigan at Minnesota  
 Nebraska at Ohio State  
 Maryland at Northwestern  
 Penn State at Indiana  
 Rutgers at Michigan State

**October 31**
**Northwestern at Iowa**

Purdue at Illinois  
 Minnesota at Maryland  
 Wisconsin at Nebraska  
 Indiana at Rutgers  
 Michigan State at Michigan  
 Ohio State at Penn State

**November 7**
**Michigan State at Iowa**

Minnesota at Illinois  
 Nebraska at Northwestern  
 Purdue at Wisconsin  
 Michigan at Indiana  
 Maryland at Penn State  
 Rutgers at Ohio State

**November 14**
**Iowa at Minnesota**

Illinois at Rutgers  
 Penn State at Nebraska  
 Northwestern at Purdue  
 Wisconsin at Michigan  
 Indiana at Michigan State  
 Ohio State at Maryland

**November 21**
**Iowa at Penn State**

Illinois at Nebraska  
 Purdue at Minnesota  
 Wisconsin at Northwestern  
 Indiana at Ohio State  
 Michigan State at Maryland  
 Michigan at Rutgers

**November 28**
**Nebraska at Iowa**

Ohio State at Illinois  
 Minnesota at Wisconsin  
 Northwestern at Michigan State  
 Rutgers at Purdue  
 Maryland at Indiana  
 Penn State at Michigan

**December 5**
**Iowa at Illinois**

Northwestern at Minnesota  
 Nebraska at Purdue  
 Indiana at Wisconsin  
 Maryland at Michigan  
 Ohio State at Michigan State  
 Penn State at Rutgers

**December 12**
**Wisconsin at Iowa**

Illinois at Northwestern  
 Minnesota at Nebraska  
 Purdue at Indiana  
 Rutgers at Maryland  
 Michigan at Ohio State  
 Michigan State at Penn State

**December 19**

Big Ten Champions Week

**Big Ten Conference Football Divisions**
**West Division**

Illinois  
**IOWA**  
 Minnesota  
 Nebraska  
 Northwestern  
 Purdue  
 Wisconsin

**East Division**

Indiana  
 Maryland  
 Michigan  
 Michigan State  
 Ohio State  
 Penn State  
 Rutgers



**Iowa**

Football Contacts: \_\_\_\_\_ Steve Roe/Matt Weitzel  
 E-mail: \_\_\_\_\_ steven-roe@uiowa.edu  
 \_\_\_\_\_ matthew-weitzel@uiowa.edu  
 Web Site: \_\_\_\_\_ hawkeyesports.com  
 Office Phone: \_\_\_\_\_ (319) 335-9411  
 Roe Cell Phone: \_\_\_\_\_ (319) 430-6346  
 Weitzel Cell Phone: \_\_\_\_\_ (319) 430-8176  
 Press Row Phone: \_\_\_\_\_ (319) 335-9466  
 Home Game Credentials: \_traci-wagner@hawkeyesports.com

**Illinois**

Football Contact: \_\_\_\_\_ Kent Brown  
 Secondary Contact: \_\_\_\_\_ Brett Moore  
 E-mail: \_\_\_\_\_ kwbrown3@illinois.edu  
 Web Site: \_\_\_\_\_ fightingillini.com  
 Office Phone: \_\_\_\_\_ (217) 244-6533  
 Brown Cell Phone: \_\_\_\_\_ (217) 493-9795  
 Press Row Phone: \_\_\_\_\_ (217) 333-1227  
 Home Game Credentials: \_fightingillini.com/media

**Michigan State:**

Football Contact: \_\_\_\_\_ Ben Phlegar  
 Secondary Contact: \_\_\_\_\_ Zach Fisher  
 E-mail: \_\_\_\_\_ phlegarb@ath.msu.edu  
 \_\_\_\_\_ zfisher@ath.msu.edu  
 Web Site: \_\_\_\_\_ msuspartans.com  
 Office Phone: \_\_\_\_\_ (517) 355-2271  
 Phlegar Cell Phone: \_\_\_\_\_ (517) 896-0031  
 Fisher Cell Phone: \_\_\_\_\_ (517) 896-2413

**Minnesota**

Football Contact: \_\_\_\_\_ Paul Rovnak  
 Secondary Contact: \_\_\_\_\_ Ryan Tibbitts  
 E-mail: \_\_\_\_\_ psrovnak@umn.edu  
 \_\_\_\_\_ rtibbitts@umn.edu  
 Web Site: \_\_\_\_\_ www.gophersports.com  
 Office Phone: \_\_\_\_\_ (612) 625-9379  
 Rovnak Cell Phone: \_\_\_\_\_ (651) 592-5741  
 Press Row Phone: \_\_\_\_\_ (612) 626-6076  
 Home Game Credentials: \_gophersports.com/media

**Nebraska**

Football Contact: \_\_\_\_\_ Keith Mann  
 Secondary Contact: \_\_\_\_\_ Shamus McKnight  
 E-mail: \_\_\_\_\_ kmann@huskers.com  
 \_\_\_\_\_ smcknight@huskers.com  
 Web Site: \_\_\_\_\_ huskers.com  
 Office Phone: \_\_\_\_\_ (402) 472-2263  
 Mann Cell Phone: \_\_\_\_\_ (402) 540-0274  
 Press Row Phone: \_\_\_\_\_ (402) 472-2279

**Northwestern**

Football Contact: \_\_\_\_\_ Paul Kennedy  
 Secondary Contact: \_\_\_\_\_ Kyle Kelley  
 E-mail: \_\_\_\_\_ pkennedy@northwestern.edu  
 \_\_\_\_\_ Kyle.kelley@northwestern.edu  
 Web Site: \_\_\_\_\_ NUSports.com  
 Office Phone: \_\_\_\_\_ (847) 467-2028  
 Kennedy Cell Phone: \_\_\_\_\_ (312) 497-5990  
 Press Row Phone: \_\_\_\_\_ (847) 491-8835

**Penn State**

Football Contact: \_\_\_\_\_ Kris Petersen  
 Secondary Contact: \_\_\_\_\_ Paul Marboe  
 E-mail: \_\_\_\_\_ kap18@psu.edu  
 Web Site: \_\_\_\_\_ goPSUsports.com  
 Office Phone: \_\_\_\_\_ (814) 865-2497  
 Petersen Cell Phone: \_\_\_\_\_ (814) 883-4581  
 Press Row Phone: \_\_\_\_\_ (814) 863-1121  
 Home Game Credentials: \_GoPSUsports.com/media

**Purdue**

Football Contact: \_\_\_\_\_ Kassidie Blackstock  
 Secondary Contact: \_\_\_\_\_ Matt Rector  
 E-mail: \_\_\_\_\_ kblackstock@purdue.edu  
 \_\_\_\_\_ rector@purdue.edu  
 Web Site: \_\_\_\_\_ purduesports.com  
 Office Phone: \_\_\_\_\_ (765) 494-3145  
 Blackstock Cell Phone: \_\_\_\_\_ (865) 748-6394  
 Rector Cell Phone: \_\_\_\_\_ (765) 237-1330  
 Press Row Phone: \_\_\_\_\_ (765) 494-9079 or 9080  
 Home Game Credentials: \_Contact Marcie Iles (765) 494-3202

**Wisconsin**

Football Contact: \_\_\_\_\_ Brian Lucas  
 Secondary Contact: \_\_\_\_\_ Brian Mason  
 E-mail: \_\_\_\_\_ bml@athletics.wisc.edu  
 \_\_\_\_\_ Bm3@athletics.wisc.edu  
 Web Site: \_\_\_\_\_ uwbadgers.com  
 Lucas Cell Phone: \_\_\_\_\_ (608) 513-3987  
 Press Row Phone: \_\_\_\_\_ (608) 262-7766

**1889** - Played first intercollegiate game.

**1899** - Admitted to Western Conference of Big Ten on Dec. 1. First undefeated season (8 0 1) was recorded under Coach Alden Knipe. Hawkeyes posted shutouts in every game except 5 5 tie with Chicago.

**1900** - Second consecutive undefeated season highlighted by five shutouts to open the year. A 5 5 tie at Northwestern was only blemish.

**1901** - Loss to Minnesota ended string of 23 games in a row without defeat.

**1919** - Lester Belding became Iowa's first consensus all American.

**1921** - First unbeaten and untied team (7 0) won an outright Big Ten title under direction of Coach Howard Jones. Aubrey Devine was the consensus all American quarterback.

Recognized as national champions by at least two research outlets (Parke Davis and Billingsley Report).

**1922** - Another perfect season (7 0) included outright conference championship and selection of consensus all American FB Gordon Locke.

Recognized as national champions by Billingsley Report.

**1923** - Loss to Illinois ended string of 20 straight victories.

**1939** - Dr. Eddie Anderson coached the legendary Ironmen team to 6 1 1 mark. Halfback Nile Kinnick was recipient of the Heisman, Maxwell and Walter Camp Trophies.

**1955** - Guard Calvin Jones received the Outland Award and was consensus all American for the second year in a row.

**1956** - Won the Big Ten race and appeared in first Rose Bowl for Coach Forest Evashevski. Finished 9 1 in all games and beat Oregon State at Pasadena.

Recognized as national champions by the College Football Researchers Association.

**1957** - Consensus all American tackle Alex Karras received the Outland Award.

**1958** - Big Ten champions again and defeated California in the Rose Bowl. Recognized as national champions by the Football Writers Association of America and earned Grantland Rice Trophy by Look Magazine. Led the nation in total offense. Consensus all American Randy Duncan was named the Helms Foundation Player of the Year and received Walter Camp Trophy.

**1960** - Shared Big Ten title with Minnesota and compiled 8 1 record. Recognized as national champions by four different research outlets (Berryman, Boand System, Litkenhous, Sagarin Ratings).

**1963** - Notre Dame game was cancelled following the assassination of President Kennedy.

**1964** - Some 28 Iowa and Big Ten offensive records were broken despite 3 6 season.

**1968** - Set Big Ten scoring and total offense marks. Ed Podolak rushed for an Iowa record 286 yards (17 attempts) against Northwestern.

**1972** - Iowa Stadium was renamed Kinnick Stadium in honor of Iowa's Heisman Trophy winner of 1939. AstroTurf was installed.

**1981** - Coach Hayden Fry's third season produced a Big Ten co championship and Rose Bowl berth, earning Iowa's first winning season in 19 years. DE Andre Tippett and P Reggie Roby were consensus all Americans.

**1982** - Fourth straight first division Big Ten finish and a 28 22 Peach Bowl win over Tennessee.

**1983** - Offense breaks 35 school records on way to 9 3 mark and third straight bowl trip (Gator) under Coach Hayden Fry.

**1984** - Played in a postseason bowl game for the fourth straight year, defeating Texas 55 17 in the inaugural Freedom Bowl. Shut out Michigan for the first time since 1929 and won first game in 28 years at Purdue.

**1985** - Won a school record 10 games enroute to the Big Ten championship and played in the Rose Bowl (vs. UCLA) for the second time in five seasons. Spent five weeks ranked No. 1 in the nation. QB Chuck Long (winner of the Maxwell Trophy and Davey O'Brien Quarterback Award) and Larry Station were consensus all Americans.

**1986** - Champion of the ninth annual Holiday Bowl with a 39 38 triumph over San Diego State. A 9 3 overall mark helped Hayden Fry's Hawkeyes win at least eight games for the sixth consecutive season.

**1987** - Ten victories tied the school record and included Holiday Bowl triumph over Wyoming (20 19). Six game winning streak to end the year earned Iowa its fifth consecutive Top 20 finish.

**1988** - Iowa played North Carolina State in the Peach Bowl, the school's eighth straight postseason appearance. A 6 4 3 season set an Iowa record for ties. TE Marv Cook was a consensus all American.

**1989** - A natural grass playing surface (PAT) was installed in Kinnick Stadium.

**1990** - The capacity of Kinnick Stadium was expanded to 70,220. Iowa earned its third Big Ten title and Rose Bowl berth under Hayden Fry, posting an 8 4 overall record. Iowa's "Road Warriors" earned the trip to Pasadena by defeating Michigan State, Michigan and Illinois, all on the road. Hawkeyes ended season ranked 18th nationally. RB Nick Bell was named Big Ten MVP.

**1991** - Iowa tied the school record of 10 wins, posting a 10 1 1 record. The only loss came at the hands of Big Ten champion Michigan as the Hawkeyes were 7 1 in league play. The Hawkeyes made their third appearance in the Holiday Bowl, which ended in a 13 13 tie with BYU. DE Leroy Smith earned consensus all America status and was named Big Ten Defensive Player of the Year. Iowa ended the season ranked 10th nationally by both the AP and CNN/USA Today.

**1992** - Iowa appeared in its second Kickoff Classic and hosted No. 1 Miami (FL) in first night game ever played in Kinnick Stadium. Iowa's fifth place Big Ten finish was the 13th first-division finish for Iowa in 14 seasons under Hayden Fry.

**1993** - Iowa closed the regular season with four straight wins to earn an invitation to the inaugural Alamo Bowl in San Antonio, Texas. Iowa lost to California (37-3) in the bowl game and ended the season with a 6-6 record. Iowa's 21-3 win over Minnesota in the season finale not only assured the bowl invitation, but was also win No. 200 in the coaching career of Hayden Fry.

**1994** - Iowa again closed the season fast, earning three wins and a tie in the last four games to post a 5-5-1 mark. The Hawkeyes fought back from injuries at the quarterback position to score 98 points in the final two games, wins over Northwestern and Minnesota. Five Iowa quarterbacks were injured during the year.

**1995** - Following the trend of the past few seasons, Iowa closed fast, winning its final two games of the regular season to earn an invitation to the Sun Bowl. Iowa ended the year in fine fashion, racing past Pac-10 co-champion Washington 38-18 in the Sun Bowl and ending the year with an 8-4 record, including a 4-4 Big Ten mark. Iowa was ranked in the top 25 in the final polls by the Associated Press, UPI and CNN/USA Today.

**1996** - Iowa posted a 9-3 record, including a 27-0 win over Texas Tech in the Builder's Square Alamo Bowl. The Hawkeyes posted a 6-2 Big Ten record, earning a tie for third place with Penn State. Iowa ended the season ranked 18th in the nation in both the AP poll and the CNN/USA Today coaches poll. PR Tim Dwight and DT Jared DeVries earned All-American honors and RB Sedrick Shaw rushed for over 1,000 yards for the third consecutive season.

**1997** - If ever the Hawkeyes had a season that could have been, 1997 would be the year. Iowa posted a 7-5 overall record (4-4 in the Big Ten) and participated in the Norwest Sun Bowl, earning its third straight bowl invitation. But narrow road losses at national champion Michigan (28-24), Wisconsin (13-10) and Northwestern (15-14) put a damper on what could have been a great season. RB Tavian Banks, WR Tim Dwight and DT Jared DeVries earned All-American honors and Dwight led the nation in punt returns.

**1998** - On Nov. 25, 1998, Hayden Fry announced his retirement as head coach after a successful 20-year career with the Hawkeyes. Fry had a record of 143-89-6 at Iowa and a 232-178-10 mark over his 37 seasons as a college head football coach.

Iowa struggled to a 3-8 record on the field, with five of the eight losses coming to teams ranked in the final top 25. Three Hawkeye losses came at the hands of teams ranked in the top six in the country.

Iowa was led on offense by three freshmen, as QB Kyle McCann led the team in passing, RB Ladell Betts led the team in rushing and WR Kahlil Hill led the team in receiving. Senior DT Jared DeVries earned consensus all-America honors.

**1999** - Kirk Ferentz began a new coaching era as Iowa finished the season with a 1-10 record while facing what was regarded as the fourth strongest schedule in the nation. Three of Iowa's losses went down to the final play of the game, with the Hawkeyes allowing a score at Northwestern and failing to score from inside the 10-yardline in home losses to Indiana and Minnesota.

**2000** - Iowa opened the season in the Eddie Robinson Classic against Kansas State on Aug. 26, marking the earliest date ever for an Iowa football game. The Hawkeyes, facing the sixth-strongest schedule in the nation, posted a 3-9 overall record. The Hawkeyes won their first overtime game ever, 26-23 at Penn State, in double overtime. A late season 27-17 win over Northwestern forced the Wildcats to share the Big Ten title. Iowa finished strong, winning two of final three games to set the table for the success of 2001 and 2002.

**2001** - Iowa opened the season with three straight wins and ended the season winning three of its final four games, including a 19-16 victory over Texas Tech in the Alamo Bowl. The Hawkeyes posted an overall 7-5 record and tied for fourth in the Big Ten with a 4-4 mark. All five of Iowa's setbacks came by less than 10 points. Iowa led the Big Ten in scoring (32.6) as Coach Kirk Ferentz led Iowa to a bowl win in just his third season.

**2002** - Iowa posted a perfect 8-0 record in Big Ten play to earn a share of the conference title with Ohio State. After a 3-1 start in non-conference play, the Hawkeyes began league play with a 42-35 overtime win at Penn State and went on to earn the league title in Coach Kirk Ferentz' fourth year. Iowa posted a final mark of 11-2 after a loss to Southern California in the 2003 Orange Bowl in Miami. Iowa earned its first-ever Bowl Championship Series invitation.

Ferentz earned Big Ten and national Coach of the Year honors, while 11 Hawkeyes were named first team all-Big Ten. QB Brad Banks placed second in the voting for the Heisman Trophy and was the Big Ten Conference MVP. Banks was also the Associated Press Player of the Year and earned the Davey O'Brien Award as the top quarterback in the nation. OL Eric Steinbach was the Big Ten Lineman of the year, while TE Dallas Clark earned the John Mackey Award and PK Nate Kaeding earned the Lou Groza award.

Iowa averaged over 37 points a game in leading the Big Ten in scoring for the second straight season, while the Hawkeye defense ranked fifth in the nation against the run.

**2003** - For the first time in school history, Iowa won 10 or more games in consecutive seasons after posting a 10-3 mark in 2003, putting an exclamation mark on the season with a 37-17 win over Florida in the 2004 Outback Bowl.

Iowa's 21 wins over the past two seasons are the most ever for Iowa football in a two-year period. The Hawkeyes finished the season ranked eighth in the final polls, the first back-to-back top 10 finishes for Iowa football since the 1950's. Coupled with the 2003 Orange Bowl, Iowa also has played in January bowl games in consecutive seasons for the first time in the history of the program.

The Hawkeyes opened the season with four straight wins in non-conference play. After a loss at Michigan State, Iowa returned home for a 30-27 win over Michigan, handing the Wolverines their only loss in Big Ten play. After a loss at Purdue in early November, Iowa closed the regular season with wins over Minnesota and Wisconsin. The bowl win over Florida gave the Hawkeyes three straight wins over ranked opponents.

Offensive tackle Robert Gallery was named a consensus all-American and became Iowa's third Outland Trophy winner as the nation's top interior lineman. PK Nate Kaeding was also a first team all-American for the second straight season, becoming Iowa's all-time scoring leader while setting 14 school records during his career.

**2004** - Winning its last eight games of the season, Iowa posted a 10-2 record, sharing the Big Ten Conference title for the second time in three seasons. The Hawkeyes defeated Wisconsin in Kinnick Stadium on the final day of the regular season to earn the title share with Michigan.

Playing in its third straight January bowl game, Iowa scored a thrilling 30-25 win over defending national champion LSU in the 2005 Capital One Bowl. The Hawkeyes scored the winning touchdown on a 56-yard pass from QB Drew Tate to senior WR Warren Holloway on the final play of the game.

Iowa started the season with a 2-2 mark before making its championship run. The win over Wisconsin increased Iowa's winning streak to 18 straight home games and 13 straight conference games, both school records.

Tate, DE Matt Roth, LB Chad Greenway and LB Abdul Hodge were named first team all-Big Ten, while Coach Kirk Ferentz was named Big Ten Conference Coach of the Year for the second time in three seasons.



**2005** - Iowa finished the 2005 season with a 7-5 record and in a third place tie in the Big Ten standings. A pair of heartbreaking, last minute losses to Michigan and Northwestern is all that separated Iowa from at least a piece of its third league title in four years. The Hawkeyes' success earned them their second Outback Bowl appearance in three years.

Despite a year of triumphs and disappointments, Iowa finished the year as one of only four teams in the nation to have played in January bowl games the last four years.

LB Chad Greenway, DB Jovon Johnson and DE Kenny Iwebema were named all-Big Ten first team, while LB Abdul Hodge, RB Albert Young and PK Kyle Schlicher earned second team accolades.

**2006** - Iowa started the season winning five of its first six games and becoming a fixture in the nation's top 20. The second half of the season was just the opposite as injuries took their toll and the Hawkeyes dropped five of their final six regular season contests.

But, Iowa did well enough to get invited to its sixth straight bowl game and came excruciatingly close to an upset of the defending national champion Texas Longhorns in the Alamo Bowl, before succumbing (26-24). The game was played before the biggest sports crowd ever to witness a sporting event in the Alamodome.

OL Mike Jones was named to the coaches first all-Big Ten team. OL Marshal Yanda, LB Mike Klinkenborg, TE Scott Chandler and DB Marcus Paschal were second team choices.

Iowa was the only team in the country to have three players (OL Mike Elgin, DB Adam Shada and LB Mike Klinkenborg) represented on the first academic all-America team.

**2007** - Iowa finished the season with a 6-6 overall record. Iowa finished tied for fifth in the Big Ten with a 4-4 mark. After starting the season with a 2-4 record, Iowa won four of its last six and just missed being selected for a bowl game. The Hawkeyes were bowl eligible for the seventh straight season and finished in the Big Ten's upper division for the sixth time in seven years. Iowa broke the school record for fewest turnovers in a season (13).

DT Mitch King earned first team all-Big Ten accolades by the coaches and second team honors by the media. CB Charles Godfrey was recognized on the second team by the coaches and was an honorable mention honoree by the media.

Iowa's offense isn't making any excuses, but... at least 11 players who appeared on the spring, or early fall, two-deep are either off the roster or were injured for a significant amount of time. The Iowa offense could have looked much different with some of the following names on the two-deep: WR Andy Brodell, OL Dace Richardson, OL Rob Bruggeman, OL Bryan Bulaga, OL Alex Kanellis, TE Tony Moeaki, WR Colin Sandeman, WR Dominique Douglas, WR Anthony Bowman, WR Trey Stross and RB Shonn Greene.

**2008** - Led by a great group of 15 seniors, Iowa won five of its last six games and earned a spot in the prestigious Jan. 1 Outback Bowl against South Carolina, winning 31-10.

The 2008 Hawkeyes finished the season with a 9-4 record and were ranked 20th in both final major polls. The Outback Bowl champions became the fourth Iowa team in the last seven years to win at least nine games. The Hawkeyes also played in a January bowl game for the fifth time in seven years.

Along the way, running back Shonn Greene broke seven school records and three school individual bowl records en route to becoming a consensus all-American and won the Doak Walker Award as the nation's top running back. Greene also was named the Big Ten's Most Valuable Player. On the defensive side, Mitch King also earned all-America honors and was named Big Ten Defensive Lineman of the Year.

The Hawkeyes tied for fourth (5-3 league record) and wound up as the league's only winner in the bowl season. Iowa's four losses came by a combined 12 points.

Iowa ranked in the top 20, nationally, in six statistical categories (5th - Pass efficiency defense, scoring defense and fewest penalty yards; 9th - rushing defense; 12th - total defense; 19th - red zone defense).

**2009** - The 2009 Hawkeyes will be remembered as one of the most entertaining, talented and successful teams in Hawkeye history. The 11 wins equal (2002) the program record for victories in a season. The regular season win total of 10 was achieved for only the fourth time. For the first time ever, the Hawkeyes won their first nine games of a season. And, for the sixth time in eight years, Iowa played in a January bowl game. And, more importantly, Iowa won a BCS caliber bowl game for the first time since 1959.

Iowa posted an 11-2 overall record and a 6-2 Big Ten mark, good enough for a second place tie with Penn State. The Hawkeyes won at least nine games for the fifth time in the last eight years and won 10 games or more for the seventh time in school history.

In addition to Iowa's 24-14 win over ninth-ranked Georgia Tech in the FedEx Orange Bowl, the Hawkeyes posted road wins at Penn State, Wisconsin, Michigan State and Iowa State. An overtime loss at eventual league champion Ohio State was the only road blemish. A seven-point home loss to Northwestern was Iowa's only other loss. The Hawkeyes posted four wins by three points or less for the first time in school history.

Another road block during the 2009 season was an unusually high number of injuries to several starters. The loss of two offensive linemen, tight end, quarterback, running backs, receivers, defensive backs and a linebacker were all part of the scenario Iowa's coaching staff had to deal with. All of the above mentioned positions lost starters for at least part of the season.

The Hawkeyes ranked seventh in both major polls at the conclusion of the season, the highest final ranking for the program since 1960.

Individually, several Hawkeyes reaped the rewards of the successful season. Defensive end Adrian Clayborn was named MVP of the FedEx Orange Bowl. Coach Kirk Ferentz was named Big Ten Coach of the Year for the third time. Offensive tackle Bryan Bulaga was picked as the league's Offensive Lineman of the Year. He joined Dace Richardson (OL), Tony Moeaki (TE), Clayborn (DE), Pat Angerer (LB), Tyler Sash (DB) and Amari Spivey (DB) on the first all-Big Ten team. Six Hawkeyes were selected in the 2010 NFL Draft.

**2010** - Iowa concluded the season with a 27-24 win over 12th-ranked Missouri in the Insight Bowl. The Hawkeyes earned their second straight bowl victory over a top-15 opponent and won three consecutive bowl games for the first time in school history.

The Insight Bowl win over the Tigers marked Iowa's fourth 2010 victory over a ranked opponent, the most by an Iowa team since 2003. Iowa played seven ranked opponents in 2010, the most for the Hawkeyes under Kirk Ferentz.

Iowa posted a 7-5 regular season record, including a 4-4 mark in Big Ten Conference play (fourth). The Hawkeyes placed in the first division of the Big Ten for the ninth time in the last 10 years.

Iowa's record came against one of the toughest schedules in the nation. In each of Iowa's five losses, the Hawkeyes were either tied or leading in the fourth quarter. The five losses came by a total of 18 points and the four league losses were by a collective 11 points. Iowa's most impressive wins were a 37-6 win over Michigan State, which shared the Big Ten title while posting an 11-2 overall record, and the Insight Bowl win over Missouri (10-3), which tied for the North Division title in the Big 12 Conference.

Sophomore DB Micah Hyde was named defensive Player of the Game, as his 72-yard interception return for a touchdown in the fourth quarter provided Iowa's winning margin.

Four Hawkeyes earned first team all-Big Ten honors, including DE Adrian Clayborn, DB Tyler Sash, DB Shaun Prater and WR Derrell Johnson-Koulianos. Clayborn earned consensus All-America honors and was a finalist for both the Rotary Lombardi Award and the Ted Hendricks Award. Quarterback Ricky Stanzi was a finalist for the Johnny Unitas Golden Arm Award. Punter Ryan Donahue was one of three finalists for the Ray Guy Award.

**2011** - Iowa completed the season with a 7-6 overall record and a 4-4 mark in Big Ten play. The Hawkeyes were bowl eligible for the 11th straight season, dropping a 31-14 decision to Oklahoma in the 2011 Insight Bowl at Tempe, Arizona.

Iowa posted a 3-1 mark in nonconference action, with the only blemish being a three-overtime loss at Iowa State. The Hawkeyes were 1-3 against ranked opponents. Iowa defeated 13th-ranked Michigan (24-16) and lost to 13th-ranked Michigan State (37-21), both at home. Iowa lost at 22nd-ranked Nebraska (20-7) and to 14th-ranked Oklahoma at the Insight Bowl.

Iowa's offense was led by senior WR Marvin McNutt, Jr., and junior QB James Vandenberg. McNutt set single-season (1,315) and career (2,861) records for receiving yards and touchdowns (12 and 28). His 82 receptions tied the single-season record. Vandenberg threw for 3,022 yards and 25 touchdowns, completing 58.7% of his pass attempts. Marcus Coker's rushing total of 1,384 yards ranks fourth best for a single season at Iowa.

Sophomore linebackers James Morris and Christian Kirksey led the Hawkeyes in tackles, each with 110. Senior DT Mike Daniels (13.5-63) and senior DE Broderick Binns (12-58) led the team in tackles for loss. Junior CB Micah Hyde and sophomore safety Tanner Miller each had three interceptions and Hyde matched Binns with eight pass break-ups.

McNutt was named the top receiver in the Big Ten Conference, while McNutt, OL Riley Reiff and DB Shaun Prater earned first team all-Big Ten recognition. For the third straight year, Iowa had six players selected in the annual NFL draft, including Reiff, who gave the Hawkeyes a first round selection for the third straight year.

**2012** - Iowa posted a 4-8 overall record, including a 2-6 mark in Big Ten play. The Hawkeyes were the only team in the nation to play in six games decided by three points or less during the regular season, posting a 2-4 mark in those games. Iowa had two games decided by a single point (1-1) and won at Michigan State in overtime. In two losses, at home to Central Michigan and Purdue, the visitors scored the winning points on a field goal on the final play.

The Hawkeyes played nine games against teams that were selected for bowl games, in addition to an eight-win Penn State team.

The Hawkeyes started fast in Big Ten play, earning a win over previously undefeated Minnesota (31-13) and the double-overtime win at Michigan State (19-16).

Senior DB Micah Hyde led the Iowa defense by earning the Tatum-Woodson Award as the top defensive back in the Big Ten. Hyde was a first team All-Big Ten selection, while senior center James Ferentz earned second team honors.

Junior linebackers Anthony Hitchens led the team in tackles (124), while junior linebacker Christian Kirksey was third in tackles (95) had two pass interceptions and four recovered fumbles.

The Iowa offense was led by sophomore running backs Mark Weisman and Damon Bullock, despite the fact that both battled injuries throughout the season. Weisman played in 10 games and rushed for 815 yards and eight scores. Quarterback James Vandenberg passed for 2,249 yards and seven touchdowns.

Hyde was drafted in the fifth round of the NFL Draft by the Green Bay Packers.

**2013** - Iowa finished the season 8-5 overall and 5-3 in the Big Ten. The Hawkeyes placed second in the Legends Division. Iowa accepted an invitation to play in the 2014 Outback Bowl in Tampa, Florida, dropping a 21-14 decision to No. 14 LSU.

The 2014 Outback Bowl marked Iowa's 11th both appearance overall, and seventh January bowl appearance, since 2001. Iowa's 2013 schedule included eight bowl teams, including two teams that competed in BCS bowl games. With the 8-5 final record, Iowa was one of six BCS conference teams to have improved by four victories or more from 2012.

Iowa's five losses were to teams that finished with a combined record of 56-12, for a winning percentage of .824. The Hawkeyes earned four road wins, their highest total since 2009 (4). Iowa won three of four trophy games, winning at Iowa State, Minnesota and Nebraska, while falling to Wisconsin in Iowa City.

Iowa rushed for 2,339 rushing yards, its highest single-season total since 2008 (2,453). Junior Mark Weisman led the ground game with 975 yards and eight touchdowns on 227 attempts. Quarterback Jake Rudock completed 204-346 attempts for 2,383 yards and 18 touchdowns, while junior Kevonte Martin-Manley led the receivers with 40 receptions for 388 yards and five scores.

Three Hawkeye linebackers recorded over 100 tackles (Anthony Hitchens 112, James Morris 107, Christian Kirksey 104). It is the first time in program history three players recorded 100 tackles (tackles became official stat in 1968). Hitchens and junior OT Brandon Scherff were named the Roy J. Carver Most Valuable Players.

Three Hawkeyes were selected in the 2014 NFL Draft, including tight end C.J. Fiedorowicz (Houston, third round), Kirksey (Cleveland, third round) and Hitchens (Dallas, fourth round).

**2014** - Iowa posted a 7-6 overall record, including a 4-4 record in Big Ten play. The Hawkeyes were bowl eligible for the 13th time in the last 14 seasons, dropping a 45-28 decision to Tennessee in the 2015 TaxSlayer Bowl in Jacksonville, Florida.

Iowa posted a 3-1 record in non-conference action, defeating Northern Iowa, Pittsburgh and Ball State while dropping a 20-17 decision to Iowa State on the final play of the game. In conference action the Hawkeyes lost a two-point decision to West Division champion Wisconsin and an overtime contest to Nebraska.

The Hawkeyes had three road wins, marking the first time in the Ferentz era Iowa has had back-to-back winning seasons on the road. Offensive tackle Brandon Scherff became Iowa's fourth recipient of the Outland Trophy, which goes annually to the top offensive lineman in college football. Scherff was named the Rimington-Pace Offensive Lineman of the Year in the Big Ten and was a unanimous consensus All-American.

Second team all-Big Ten honors went to OL Austin Blythe, LB Quinton Alston, DT Carl Davis, and DT Louis Trinca-Pasat and DL Drew Ott. TE Jake Duzey, SS John Lowdermilk, FS Jordan Lomax, DB Desmond King, WR Tevaun Smith and RT Andrew Donnal earned honorable mention.

Three Hawkeyes were selected in the 2015 NFL Draft. OL Brandon Scherff was selected by Washington in the first round, being the fifth player taken in the draft. DL Carl Davis was selected by Baltimore in the third round and OL Andrew Donnal was a fourth round selection of the St. Louis Rams.

**2015** - Iowa opened the season 12-0 for the first time in school history, winning the Big Ten Conference West Division. The 12 wins are a program record, and the 12-game winning streak ranked fourth all-time (20, 1920-23; 14, 1899-00; 13, 2008-09). The Hawkeyes completed the year with a 12-2 record, falling in the Big Ten title game to Michigan State (19-16) and dropping a 45-16 decision to Stanford in the 2016 Rose Bowl.

Iowa finished the season ranked No. 9 in the Associated Press poll. It is the fifth time since 2002 Iowa has finished the season ranked in the top 10 (7th in 2009, 8th in 2004, 8th in 2003, 8th in 2002), and the 13th time in program history.

Head coach Kirk Ferentz was named Big Ten Coach of the Year for the fourth time in his career (2002, 2004, 2009, and 2015). Ferentz was also named Eddie Robinson and Woody Hayes national Coach of the Year and earned the Bobby Dodd Award.

The Hawkeyes were 5-0 in true road games with a pair of wins over ranked opponents (#18 Wisconsin; #20 Northwestern). Iowa was one of only five schools with multiple road wins over ranked opponents. Junior QB C.J. Beathard became the only quarterback in school history to win his first 13 career starts, and one of only three Power 5 quarterbacks to win each of their first 13 career starts since 2010.

Junior DB Desmond King became the 23rd consensus All-American in school history and the eighth different Hawkeye under Kirk Ferentz to earn consensus All-America honors. King tied the single-season school record (Lou King, 1981; Nile Kinnick, 1939) with eight interceptions. He also earned the Jim Thorpe Award, which goes to the top defensive back in the nation.

Jordan Canzeri (256 vs. Illinois), Akrum Wadley (204 at Northwestern), and LeShun Daniels (195 vs. Minnesota) each rushed for at least 195 yards in a single game, making Iowa the first FBS team since LSU in 1997 to have at least three different players rush for 195-plus yards in a single game in the same season.

**2016** - Iowa posted an overall 8-5 record, making its fourth straight appearance in a January bowl game. The Hawkeyes finished the regular season with three straight wins, tied for second in the Big Ten Conference West Division, and played in a bowl game for the 14th time in the last 16 seasons. The Hawkeyes fell to Florida, 30-3, at the 2017 Outback Bowl. It was Iowa's fifth Outback Bowl appearance and 10th January bowl game under Kirk Ferentz. The Hawkeyes allowed only 11 first downs in the game, tying an Outback Bowl record.

Iowa's stretch run in November included home wins over No. 2 Michigan (14-13) and No. 15 Nebraska (40-10). Earlier in the year the Hawkeyes won trophy games over Iowa State (42-3) and at Minnesota (14-7).

Senior defensive back Desmond King earned first team All-America honors for the second straight season to highlight Iowa's individual awards. Senior defensive tackle Jaleel Johnson joined King as a first team selection on the All-Big Ten honor squad, while junior linebacker Josey Jewell was a second team selection for the second consecutive season.

Iowa's offensive line earned the Joe Moore Award, presented to the best offensive line in college football. That group led the way as two Iowa running backs, senior LeShun Daniels, Jr., and junior Akrum Wadley, each rushed for over 1,000 yards.

Jewell led the Hawkeye defense for the second straight year, recording 124 tackles. King and sophomore Brandon Snyder each had three interceptions. King is the only Big Ten player in the last 20 years to have 12 or more interceptions and 1,500 or more combined kickoff and return yards. King had 14 career interceptions, tied for fourth most in program history, and 1,962 combined return yards on kickoff and punt returns. The combined punt and kick return yards rank third all-time in school history.

**2017** - Iowa posted an 8-5 overall record, concluding the season with a 27-20 win over Boston College in the New Era Pinstripe Bowl. Iowa advanced to postseason play for the 15th time in the last 17 seasons while posting a 4-5 Big Ten record (T-3rd, West Division).

The season highlights included a 55-24 win over No. 3 Ohio State in Kinnick Stadium, and a 56-14 win at Nebraska to close the regular season. With wins over Minnesota and at Iowa State, the Hawkeyes won three of four trophy games. In addition to the win over Ohio State, Iowa lost to No. 4 Penn State on the final play of the game, and lost to No. 6 Wisconsin in Madison. Three of Iowa's five losses came by seven points or less, while the Hawkeyes split a pair of overtime contests (won at Iowa State, lost at Northwestern).

Senior linebacker Josey Jewell and junior defensive back Joshua Jackson led the Iowa defense. Both Jewell and Jackson earned unanimous consensus All-America honors. Jewell earned the Lott IMPACT Trophy and was a finalist for the Nagurski Trophy. Jackson was one of three finalists for the Jim Thorpe Award. Jackson led the nation with eight interceptions, while Jewell led the team in tackles and completed his career in fourth place on the career tackle chart.

Jewell was named defensive Player of the Year and Linebacker of the Year in the Big Ten, while Jackson was named the Defensive Back of the Year.

Senior offensive lineman Sean Welsh joined Jackson and Jewell in earning first-team All-Big Ten honors. Sophomore defensive end Anthony Nelson was named first-team CoSIDA Academic All-America, while junior defensive end Parker Hesse earned second team honors. Senior running back Akrum Wadley led the Hawkeye offense, rushing for over 1,000 yards for the second consecutive season. Wadley was named MVP of the Pinstripe Bowl after collecting 283 all-purpose yards. Wadley ended his career ranked fifth in career rushing and ninth in all-purpose yards.

The Iowa defense allowed just 19.9 points per game and led the nation with 21 pass interceptions. The Hawkeyes had four interception returns for touchdowns.

**2018** - Iowa completed the season with a 9-4 overall record, following a 27-22 win over No. 18 Mississippi State in the 2019 Outback Bowl. Iowa finished the season ranked 25th in the final Associated Press poll. The Hawkeyes tied for second in the Big Ten's West Division with a 5-4 league record.

Kirk Ferentz, completed his 20th season as Iowa's head coach, became the winningest head football coach in school history with win No. 144 in the season opener versus Northern Illinois. Ferentz improved his career mark to 152-101 at Iowa with his eighth bowl win.

Iowa claimed wins in trophy games against Iowa State, Minnesota and Nebraska, along with the Outback Bowl. Three of Iowa's four losses came by six points or less, with Wisconsin and Purdue each taking the lead in the final minute of play.

Sophomore tight end T.J. Hockenson led the Hawkeyes in receiving yards and was recognized with the John Mackey Award as the top tight end in the nation. In addition, Hockenson was named to multiple All-America teams and was the Kwalick-Clark Big Ten Tight End of the Year while earning first team honors.

Defensive back Amani Hooker was named the Tatum-Woodson Defensive Back of the Year in the Big Ten, while wide receiver Ihmir Smith-Marsette was recognized as the Rodgers-Dwight Big Ten Return Specialist of the Year.

Junior quarterback Nate Stanley completed 26 touchdown passes for the second straight season as Iowa averaged 31.2 points per game. Stanley has thrown 52 scoring passes and passed for over 5,300 yards in two seasons.

Defensively, Iowa ranked third in the nation in interceptions (20), after leading the nation in 2017. The Iowa defense also ranked seventh in total defense (293.6), eighth in turnovers gained (27), 11th in scoring defense (17.8) and 12th in rushing defense (109.5).



On special teams Iowa ranked fourth nationally in kickoff returns (27.3) and eighth in KO return defense (16.4).

**2019** - Iowa completed the season with a 10-3 overall record, following a 49-24 win over No. 22 Southern California in the 2019 Holiday Bowl, recording the sixth 10-win season since 1999. Iowa won its final four games of the season and finished the season ranked 15th in the final rankings poll. The Hawkeyes were third in the Big Ten's West Division with a 6-3 league record.

Kirk Ferentz, completed his 21st season as Iowa's head coach. He is the winningest head football coach in school history with a 162-104 record. Ferentz has nine bowl wins to tie for second among Big Ten coaches. His 97 Big Ten Conference wins rank fourth in Big Ten Conference history.

Iowa claimed wins in trophy games against Iowa State, Minnesota and Nebraska, along with the Holiday Bowl, its third straight bowl victory.

Iowa's defense ranked in the top 20 in scoring, rushing, passing, and total defense. Iowa was fifth in the country in scoring defense (14.0 ppg), 12th in total defense (308.2 ypg), 14th in rushing defense (112.5), and 19th in passing defense (195.7 ypg). Iowa's scoring defense ranked second in the Big Ten to Ohio State (13.7). The Hawkeyes held seven-of-13 opponents to their season-low point total.

Three Iowa players landed on postseason All-America teams. K Keith Duncan was a consensus All-American, the 26th in school history and 11th under Ferentz. OL Tristan Wirfs was named to the FWA and Walter Camp first teams, and the AP and AFCA second teams. DE A.J. Epenesa was an AP, AFCA, and Walter Camp second-team All-American. Duncan was named the Bakken-Anderson Kicker of the Year in the Big Ten Conference, while Wirfs was named Rimington-Pace Offensive Lineman of the Year in the Big Ten.

Senior QB Nate Stanley started all 13 games in 2019 and all 39 games from 2017-19. Iowa posted a 27-12 record in Stanley's three seasons as starting quarterback. Stanley passed for 2,951 yards with 16 touchdowns in 2019. He ranks second in career passing touchdowns (68), career passing yards (8,302), career completions.

Freshman RB Tyler Goodson started the final four games of the season and became the first true freshman to ever lead the team in single-season rushing yards (638). Senior linebacker Kristian Welch led the team with 87 tackles despite missing three games due to injury.

#### **HAWKEYES AT NIGHT**

Iowa has hosted 20 night games in Kinnick Stadium's history, holding a 13-7 record in those contests. The Hawkeyes have won seven of their last 10 night games in Kinnick Stadium, including winning two games in both 2015 and 2016, and splitting two night games in 2017, 2018 and 2019. Iowa's first ever night game took place at George Washington University on Oct. 28, 1932 (7 p.m.). Below is a list of night games in Kinnick Stadium:

| Date           | Opponent          | Result   | Start Time |
|----------------|-------------------|----------|------------|
| Sept. 5, 1992  | Miami, Florida    | L, 24-7  | 7 p.m.     |
| Sept. 18, 1999 | Northern Illinois | W, 24-0  | 5 p.m.     |
| Sept. 14, 2002 | Iowa State        | L, 36-31 | 5 p.m.     |
| Sept. 20, 2003 | Arizona State     | W, 21-2  | 5 p.m.     |
| Sept. 30, 2006 | Ohio State        | L, 38-17 | 7 p.m.     |
| Sept. 8, 2007  | Syracuse          | W, 35-0  | 7 p.m.     |
| Oct. 10, 2009  | Michigan          | W, 30-28 | 7 p.m.     |
| Oct. 2, 2010   | Penn State        | W, 24-3  | 7 p.m.     |
| Oct. 15, 2011  | Northwestern      | W, 41-31 | 6 p.m.     |
| Oct. 20, 2012  | Penn State        | L, 38-14 | 7 p.m.     |
| Sept. 19, 2015 | Pittsburgh        | W, 27-24 | 7 p.m.     |
| Nov. 14, 2015  | Minnesota         | W, 40-35 | 7 p.m.     |
| Sept. 10, 2016 | Iowa State        | W, 42-3  | 6:30 p.m.  |
| Nov. 12, 2016  | Michigan          | W, 14-13 | 7 p.m.     |
| Sept. 23, 2017 | Penn State        | L, 21-19 | 6:30 p.m.  |
| Oct. 28, 2017  | Minnesota         | W, 17-10 | 5:30 p.m.  |
| Sept. 15, 2018 | Northern Iowa     | W, 38-14 | 6:40 p.m.  |
| Sept. 22, 2018 | Wisconsin         | L, 28-17 | 7:35 p.m.  |
| Aug. 31, 2019  | Miami, Ohio       | W, 38-14 | 6:45 p.m.  |
| Oct. 12, 2019  | Penn State        | L, 12-17 | 6:44 p.m.  |

#### **IOWA VS. TOP-RANKED OPPONENTS**

Iowa has played 11 games (0-10-1) against top-ranked opponents in its history. Below is a list of Iowa's games vs. top-ranked foes:

| Game                   | Date           | Result, Score |
|------------------------|----------------|---------------|
| Ohio State at Iowa     | Sept. 30, 2006 | L, 38-17      |
| Iowa at Nebraska       | Sept. 23, 2000 | L, 42-13      |
| Miami at Iowa          | Sept. 5, 1992  | L, 24-7       |
| Iowa at Ohio State     | Oct. 11, 1975  | L, 49-0       |
| Iowa at Ohio State     | Nov. 17, 1973  | L, 55-13      |
| Michigan State at Iowa | Nov. 6, 1965   | L, 35-0       |
| Iowa at Notre Dame     | Nov. 21, 1964  | L, 28-0       |
| Ohio State at Iowa     | Oct. 31, 1964  | L, 21-19      |
| Iowa at Notre Dame     | Nov. 21, 1953  | T, 14-14      |
| Iowa at Notre Dame     | Nov. 19, 1949  | L, 28-7       |
| Minnesota at Iowa      | Nov. 15, 1941  | L, 34-13      |

#### **IOWA IN OVERTIME**

Iowa holds a 7-5 record in overtime games. Iowa won its first overtime contest, defeating Penn State 26-23 on Nov. 4, 2000, in State College, Pennsylvania. The Hawkeyes are 3-4 in single overtime, 3-0 in double overtime and 1-1 in triple overtime. Iowa is 2-2 in overtime in Kinnick Stadium and 5-3 in overtime road games. Following are Iowa's overtime games:

| Date     | Result   | OT's   | Opponent       | Site               |
|----------|----------|--------|----------------|--------------------|
| 11/04/00 | W, 26-23 | Double | Penn State     | State College, Pa. |
| 9/28/02  | W, 42-35 | Single | Penn State     | State College, Pa. |
| 10/22/05 | L, 23-20 | Single | Michigan       | Iowa City          |
| 9/09/06  | W, 20-13 | Triple | Syracuse       | Syracuse, N.Y.     |
| 10/27/07 | W, 34-27 | Double | Michigan State | Iowa City          |
| 11/14/09 | L, 27-24 | Single | Ohio State     | Columbus, Ohio     |
| 9/10/11  | L, 44-41 | Triple | Iowa State     | Ames, Iowa         |
| 10/13/12 | W, 19-16 | Double | Michigan State | E. Lansing, Mich.  |
| 10/26/13 | W, 17-10 | Single | Northwestern   | Iowa City          |
| 11/28/14 | L, 37-34 | Single | Nebraska       | Iowa City          |
| 9/9/17   | W, 44-41 | Single | Iowa State     | Ames, Iowa         |
| 10/21/17 | L, 17-10 | Single | Northwestern   | Evanston, Ill.     |



**10/24 (8-8)**

|            |                     |        |       |
|------------|---------------------|--------|-------|
| 1891.....* | Cornell.....        | W..... | 64-6  |
| 1903.....  | Grinnell.....       | W..... | 17-0  |
| 1908.....  | Morningside.....    | W..... | 16-0  |
| 1914.....* | Minnesota (h).....  | L..... | 0-7   |
| 1925.....  | Ohio State.....     | W..... | 15-0  |
| 1931.....  | Minnesota.....      | L..... | 0-34  |
| 1942.....  | Indiana.....        | W..... | 14-13 |
| 1953.....* | Indiana (h).....    | W..... | 19-13 |
| 1959.....  | Purdue.....         | L..... | 7-14  |
| 1964.....* | Purdue (h).....     | L..... | 14-19 |
| 1970.....  | Michigan State..... | L..... | 0-37  |
| 1981.....* | Minnesota.....      | L..... | 10-12 |
| 1987.....* | Purdue (h).....     | W..... | 38-14 |
| 1992.....* | Purdue (h).....     | L..... | 16-27 |
| 1998.....* | Wisconsin.....      | L..... | 0-31  |
| 2009.....  | Michigan State..... | W..... | 15-13 |

**10/31 (7-8-1)**

|            |                        |        |       |
|------------|------------------------|--------|-------|
| 1903.....* | Nebraska.....          | L..... | 6-17  |
| 1908.....* | Nebraska.....          | L..... | 8-11  |
| 1925.....* | Wabash.....            | W..... | 28-7  |
| 1931.....* | George Washington..... | W..... | 7-0   |
| 1936.....  | Indiana.....           | L..... | 6-13  |
| 1942.....* | Purdue.....            | W..... | 13-7  |
| 1953.....  | Wisconsin.....         | L..... | 6-10  |
| 1959.....* | Kansas State.....      | W..... | 53-0  |
| 1964.....* | Ohio State.....        | L..... | 19-21 |
| 1970.....  | Minnesota.....         | T..... | 14-14 |
| 1981.....  | Illinois.....          | L..... | 7-24  |
| 1987.....* | Indiana.....           | W..... | 29-21 |
| 1992.....* | Ohio State.....        | L..... | 15-38 |
| 1998.....  | Purdue.....            | L..... | 14-36 |
| 2009.....* | Indiana.....           | W..... | 42-24 |
| 2015.....* | Maryland.....          | W..... | 31-15 |

**11/7 (9-6)**

|            |                    |        |       |
|------------|--------------------|--------|-------|
| 1908.....  | Illinois.....      | L..... | 0-22  |
| 1914.....  | Northwestern.....  | W..... | 27-0  |
| 1925.....* | Wisconsin.....     | L..... | 0-6   |
| 1931.....  | Nebraska.....      | L..... | 0-7   |
| 1936.....  | Minnesota.....     | L..... | 0-52  |
| 1942.....* | Wisconsin (h)..... | W..... | 6-0   |
| 1953.....  | Purdue.....        | W..... | 26-0  |
| 1959.....* | Minnesota.....     | W..... | 33-0  |
| 1964.....  | Minnesota.....     | L..... | 13-14 |
| 1970.....* | Indiana.....       | W..... | 42-13 |
| 1981.....* | Purdue.....        | W..... | 33-7  |
| 1987.....  | Northwestern.....  | W..... | 52-24 |
| 1992.....  | Indiana.....       | W..... | 14-0  |
| 2009.....* | Northwestern.....  | L..... | 10-17 |
| 2015.....  | Indiana.....       | W..... | 35-27 |

**11/14 (9-9)**

|            |                   |        |            |
|------------|-------------------|--------|------------|
| 1896.....* | Grinnell.....     | W..... | 15-6       |
| 1903.....  | Missouri.....     | W..... | 16-0       |
| 1908.....* | Drake.....        | L..... | 6-12       |
| 1914.....  | Iowa State.....   | W..... | 26-6       |
| 1925.....  | Minnesota.....    | L..... | 0-33       |
| 1931.....  | Purdue.....       | L..... | 0-22       |
| 1936.....* | Purdue.....       | L..... | 0-13       |
| 1942.....  | Minnesota.....    | L..... | 7-27       |
| 1953.....* | Minnesota.....    | W..... | 27-0       |
| 1959.....  | Ohio State.....   | W..... | 16-7       |
| 1964.....* | Michigan.....     | L..... | 20-34      |
| 1970.....  | Michigan.....     | L..... | 0-55       |
| 1981.....  | Wisconsin.....    | W..... | 17-7       |
| 1987.....  | Ohio State.....   | W..... | 29-27      |
| 1992.....* | Northwestern..... | W..... | 56-14      |
| 1998.....* | Ohio State.....   | L..... | 14-45      |
| 2009.....  | Ohio State.....   | L..... | 24-27 (ot) |
| 2015.....* | Minnesota.....    | W..... | 40-35      |

**11/21 (8-8-1)**

|            |                     |        |       |
|------------|---------------------|--------|-------|
| 1896.....* | D.M. YMCA.....      | W..... | 34-0  |
| 1903.....* | Illinois.....       | W..... | 12-0  |
| 1908.....* | Kansas.....         | L..... | 5-10  |
| 1914.....* | Nebraska.....       | L..... | 7-16  |
| 1925.....  | USC.....            | L..... | 0-18  |
| 1931.....* | Northwestern.....   | L..... | 0-19  |
| 1936.....  | Temple.....         | W..... | 25-0  |
| 1953.....  | Notre Dame.....     | T..... | 14-14 |
| 1959.....* | Notre Dame.....     | L..... | 19-20 |
| 1964.....  | Notre Dame.....     | L..... | 0-28  |
| 1970.....* | Illinois.....       | W..... | 22-16 |
| 1981.....* | Michigan State..... | W..... | 36-7  |
| 1987.....* | Minnesota.....      | W..... | 34-20 |
| 1992.....  | Minnesota.....      | L..... | 13-28 |
| 1998.....  | Minnesota.....      | L..... | 7-49  |
| 2009.....* | Minnesota.....      | W..... | 12-0  |
| 2015.....* | Purdue.....         | W..... | 40-20 |

**11/28 (2-3)**

|            |                   |        |            |
|------------|-------------------|--------|------------|
| 1895.....  | Penn College..... | W..... | 14-12      |
| 1896.....* | Nebraska.....     | W..... | 6-0        |
| 1901.....  | Michigan.....     | L..... | 0-50       |
| 1942.....  | Michigan.....     | L..... | 14-28      |
| 2014.....* | Nebraska.....     | L..... | 34-37 (OT) |

**12/5 (1-1)**

|            |                         |        |       |
|------------|-------------------------|--------|-------|
| 1891.....  | Kansas.....             | W..... | 18-14 |
| 2015.....} | Michigan State (n)..... | L..... | 13-16 |

\* - - at Iowa City

(h) - - indicates Homecoming game

| Year | Points<br>Total-PPG | First<br>Downs | Rushing<br>Att-Yds-YPG | Passing<br>Com-At-Int-TD | Passing<br>Yards-YPG | Total Yds.<br>Plays-Yds-YPG | Punts-<br>Avg. | Fum. -<br>Lost | Pen.<br>Yds. |
|------|---------------------|----------------|------------------------|--------------------------|----------------------|-----------------------------|----------------|----------------|--------------|
| 2019 | 335-25.8            | 248            | 453-1789-137.6         | 243-411-7-16             | 2976-228.9           | 864-4765-366.5              | 59-41.6        | 9-5            | 56-421       |
| Opp. | 182-14.0            | 216            | 418-1463-112.5         | 248-417-12-14            | 2544-195.7           | 835-4007-308.2              | 79-40.7        | 15-9           | 71-599       |
| 2018 | 405-31.2            | 261            | 488-1929-148.4         | 242-408-11-27            | 2946-226.6           | 896-4875-375.0              | 56-37.9        | 12-7           | 61-539       |
| Opp. | 231-17.8            | 214            | 435-1424-109.5         | 230-402-20-19            | 2393-184.1           | 837-3817-293.6              | 73-40.5        | 13-7           | 78-728       |
| 2017 | 367-28.2            | 226            | 481-1810-139.2         | 199-355-6-27             | 2473-190.2           | 836-4283-329.5              | 71-38.6        | 21-13          | 66-534       |
| Opp. | 259-19.9            | 244            | 455-1880-144.6         | 257-459-21-19            | 2767-212.8           | 914-4647-357.5              | 66-39.0        | 15-5           | 79-711       |
| 2016 | 324-24.9            | 217            | 502-2234-171.8         | 175-310-10-17            | 1991-153.2           | 812-4225-325.0              | 78-40.9        | 13-2           | 65-537       |
| Opp. | 245-18.8            | 236            | 492-1947-149.8         | 202-401-9-18             | 2618-201.4           | 893-4565-351.2              | 80-38.6        | 15-9           | 67-522       |
| 2015 | 433-30.9            | 284            | 568-2544-181.7         | 227-369-5-17             | 2862-204.4           | 973-5406-386.1              | 68-39.7        | 19-11          | 73-683       |
| Opp. | 285-20.4            | 270            | 469-1700-121.4         | 265-493-19-17            | 3074-219.6           | 962-4774-341.0              | 76-40.8        | 15-8           | 89-824       |
| 2014 | 367-28.5            | 280            | 514-2120-163.1         | 265-437-7-21             | 3081-237.0           | 951-5201-5.5                | 65-37.8        | 21-15          | 46-384       |
| Opp. | 333-25.6            | 219            | 495-2188-168.3         | 189-352-13-18            | 2287-175.9           | 847-4475-5.3                | 79-39.1        | 11-3           | 83-775       |
| 2013 | 342-26.3            | 256            | 557-2339-179.9         | 213-375-15-19            | 2562-197.1           | 932-4901-377.0              | 65-40.0        | 13-7           | 52-425       |
| Opp. | 246-18.9            | 207            | 466-1669-128.4         | 217-395-13-20            | 2271-174.7           | 861-3940-303.1              | 89-40.8        | 17-8           | 60-559       |
| 2012 | 232-19.3            | 209            | 404-1476-123.0         | 223-389-8-7              | 2249-187.4           | 793-3725-310.4              | 68-37.3        | 14-3           | 55-491       |
| Opp. | 275-22.9            | 237            | 473-1945-162.1         | 224-353-10-16            | 2634-219.5           | 826-4579-381.6              | 58-40.0        | 19-13          | 64-585       |
| 2011 | 358-27.5            | 266            | 454-1790-137.7         | 240-412-8-25             | 3052-234.8           | 866-4842-372.5              | 53-41.2        | 18-10          | 62-463       |
| Opp. | 310-23.8            | 278            | 549-2028-156.0         | 256-413-10-21            | 2898-222.9           | 962-4926-378.9              | 62-42.0        | 26-9           | 83-701       |
| 2010 | 376-28.9            | 261            | 449-1929-148.4         | 226-357-6-26             | 3049-234.5           | 806-4978-382.9              | 56-43.6        | 12-5           | 64-486       |
| Opp. | 221-17.0            | 249            | 407-1320-101.5         | 298-479-19-12            | 2297-230.5           | 886-4317-332.1              | 71-40.9        | 11-5           | 85-753       |
| 2009 | 301-23.2            | 232            | 454-1485-114.2         | 213-392-20-19            | 2887-222.1           | 846-4372-336.3              | 61-40.9        | 11-8           | 57-447       |
| Opp. | 200-15.4            | 195            | 285-1607-123.6         | 190-383-21-9             | 1988-152.9           | 844-3595-276.5              | 78-40.6        | 20-9           | 72-619       |
| 2008 | 394-30.3            | 269            | 515-2453-188.7         | 187-320-11-16            | 2362-181.7           | 835-4815-370.4              | 51-40.9        | 20-13          | 53-34.3      |
| Opp. | 169-13.0            | 215            | 397-1222-94.0          | 256-463-23-9             | 2656-197.3           | 860-3787-291.3              | 76-39.9        | 17-9           | 65-46.5      |
| 2007 | 222-18.5            | 203            | 438-1515-126.2         | 199-376-7-17             | 2281-190.1           | 814-3796-316.3              | 87-40.8        | 13-6           | 67-579       |
| Opp. | 225-18.8            | 227            | 454-1464-122.0         | 247-426-14-13            | 2750-229.2           | 880-4214-351.2              | 75-40.8        | 19-7           | 61-487       |
| 2006 | 310-23.8            | 261            | 432-1865-143.5         | 248-423-19-21            | 3118-239.8           | 855-4983-383.3              | 56-37.6        | 21-12          | 65-581       |
| Opp. | 269-20.7            | 250            | 480-1737-133.6         | 241-423-14-20            | 2732-210.2           | 903-4469-343.8              | 66-40.9        | 17-6           | 65-575       |
| 2005 | 360-30.0            | 272            | 436-2096-174.7         | 245-404-8-23             | 3093-257.8           | 840-5189-432.4              | 58-38.4        | 15-9           | 52-447       |
| Opp. | 240-20.0            | 256            | 470-1512-126.0         | 276-445-10-18            | 3080-256.7           | 915-4592-382.7              | 73-40.9        | 14-6           | 65-500       |
| 2004 | 292-24.3            | 199            | 428-871-72.6           | 239-385-14-20            | 2881-240.1           | 813-3752-312.7              | 66-39.9        | 17-5           | 91-675       |
| Opp. | 211-17.6            | 202            | 392-1110-92.5          | 234-424-17-15            | 2416-201.3           | 816-3526-293.8              | 67-41.2        | 22-15          | 59-485       |
| 2003 | 373-28.7            | 223            | 535-2241-172.4         | 171-320-10-19            | 2095-161.2           | 855-4336-333.5              | 82-40.4        | 20-11          | 81-636       |
| Opp. | 210-16.2            | 220            | 480-1205-92.7          | 257-462-13-11            | 2884-221.8           | 942-4089-314.5              | 93-39.8        | 22-12          | 71-651       |
| 2002 | 484-37.2            | 270            | 553-2784-214.2         | 182-314-5-27             | 2734-210.3           | 867-5518-424.5              | 53-39.5        | 17-11          | 103-873      |
| Opp. | 256-19.7            | 282            | 416-1065-81.9          | 300-535-20-15            | 3554-273.4           | 951-4619-355.3              | 78-39.4        | 22-11          | 73-559       |
| 2001 | 391-32.6            | 242            | 488-2104-175.3         | 210-323-13-20            | 2618-218.2           | 811-4722-393.5              | 49-35.7        | 17-8           | 78-595       |
| Opp. | 258-21.5            | 211            | 437-1405-117.1         | 208-377-13-15            | 2496-208.0           | 814-3901-325.1              | 70-40.2        | 15-8           | 61-491       |
| 2000 | 203-16.9            | 200            | 403-1090-90.8          | 230-404-11-16            | 2580-215.0           | 807-3670-305.8              | 74-42.5        | 22-9           | 78-652       |
| Opp. | 330-27.5            | 263            | 521-2331-194.3         | 216-381-9-21             | 2960-246.7           | 902-5291-440.9              | 56-39.8        | 21-8           | 73-646       |
| 1999 | 162-14.7            | 177            | 339-1028-93.5          | 202-376-9-6              | 2275-206.8           | 715-3303-300.3              | 73-41.9        | 20-8           | 59-451       |
| Opp. | 347-31.5            | 253            | 545-2698-245.3         | 167-296-6-23             | 2399-218.1           | 841-5097-463.4              | 50-40.1        | 12-7           | 69-656       |
| 1998 | 172-15.6            | 171            | 406-1470-80.9          | 153-303-15-6             | 2045-185.9           | 709-2935-266.8              | 77-39.3        | 17-8           | 71-600       |
| Opp. | 287-26.1            | 212            | 473-2374-187.3         | 158-296-12-14            | 2328-211.6           | 769-4388-398.9              | 63-40.0        | 21-12          | 89-760       |
| 1997 | 411-34.3            | 211            | 522-2604-217.0         | 143-271-11-24            | 2263-188.6           | 793-4867-405.6              | 57-41.7        | 22-12          | 69-560       |
| Opp. | 159-13.2            | 81             | 469-1816-119.1         | 151-336-22-13            | 1875-156.3           | 805-3304-275.3              | 90-37.2        | 22-10          | 76-678       |
| 1996 | 339-28.3            | 103            | 523-2154-179.5         | 168-293-12-12            | 2120-176.7           | 816-4274-356.2              | 59-43.1        | 22-12          | 74-595       |
| Opp. | 243-20.3            | 97             | 464-1690-140.8         | 169-361-17-13            | 2007-167.3           | 825-3697-308.1              | 77-41.2        | 34-16          | 60-456       |
| 1995 | 368-30.7            | 131            | 559-2398-199.8         | 176-309-16-15            | 2613-217.8           | 868-5011-417.6              | 54-41.5        | 21-8           | 95-857       |
| Opp. | 259-21.6            | 91             | 455-1503-125.3         | 186-354-18-15            | 2493-207.8           | 809-3996-333                | 65-39.7        | 18-9           | 66-577       |
| 1994 | 307-27.9            | 116            | 474-2431-221           | 142-264-13-12            | 2045-185.9           | 738-4476-406.9              | 42-39.7        | 24-16          | 75-734       |
| Opp. | 324-29.5            | 137            | 519-2415-219.6         | 130-249-9-12             | 1777-161.6           | 768-4192-381.1              | 50-38.6        | 20-13          | 67-552       |
| 1993 | 214-17.8            | 88             | 452-1296-108           | 195-330-12-11            | 2276-189.7           | 782-3572-297.7              | 66-40.9        | 24-10          | 62-565       |
| Opp. | 293-24.4            | 130            | 559-2277-189.8         | 164-319-18-9             | 2064-172             | 878-4341-361.8              | 52-36.8        | 25-10          | 64-588       |
| 1992 | 243-20.3            | 94             | 491-1566-130.5         | 247-416-13-18            | 2723-226.9           | 907-4289-357.4              | 64-37.1        | 20-10          | 66-551       |
| Opp. | 278-23.2            | 106            | 461-2047-170.6         | 184-320-18-11            | 2135-177.9           | 781-4182-348.5              | 60-38.7        | 26-14          | 82-664       |
| 1991 | 343-28.6            | 116            | 514-2128-177.3         | 218-346-13-19            | 2697-224.8           | 860-4825-402.1              | 54-32.5        | 15-8           | 57-501       |
| Opp. | 179-14.9            | 95             | 483-1464-122           | 160-306-12-13            | 1953-162.8           | 789-3417-284.8              | 72-35.5        | 22-11          | 58-495       |
| 1990 | 427-35.6            | 147            | 577-2699-224.9         | 196-322-11-17            | 2456-204.7           | 899-5155-429.6              | 52-35.2        | 32-16          | 65-552       |
| Opp. | 288-24              | 84             | 432-1317-109.8         | 204-374-13-16            | 2404-200.3           | 806-3721-310.1              | 69-38.7        | 29-18          | 87-660       |

| Year | Points<br>Total-PPG | First<br>Downs | Rushing<br>Att-Yds-YPG | Passing<br>Com-At-Int-TD | Passing<br>Yards-YPG | Total Yds.<br>Plays-Yds-YPG | Punts-<br>Avg. | Fum. -<br>Lost | Pen.<br>Yds. |
|------|---------------------|----------------|------------------------|--------------------------|----------------------|-----------------------------|----------------|----------------|--------------|
| 1989 | 197-17.9            | 201            | 402-1323-120.3         | 196-352-17-13            | 2455-223.2           | 754-3778-343.5              | 59-37          | 36-21          | 55-459       |
| Opp. | 278-25.3            | 215            | 480-1611-146.5         | 182-319-12-13            | 2233-203             | 799-3844-349.5              | 58-39.2        | 20-15          | 56-427       |
| 1988 | 336-25.9            | 278            | 495-1741-133.9         | 290-470-14-18            | 3752-288.6           | 965-5493-422.5              | 61-36.1        | 24-16          | 70-581       |
| Opp. | 236-18.2            | 223            | 586-2186-168.2         | 161-326-17-11            | 2104-161.9           | 912-4290-330                | 73-37.7        | 36-18          | 67-537       |
| 1987 | 380-29.2            | 278            | 484-1695-141.3         | 276-448-13-23            | 3796-292             | 971-5585-429.6              | 59-38.8        | 33-18          | 69-576       |
| Opp. | 250-19.2            | 194            | 521-1514-116.5         | 150-311-22-14            | 2288-176             | 883-3802-292.5              | 73-38.1        | 25-17          | 82-674       |
| 1986 | 391-32.6            | 248            | 517-2260-188.3         | 186-324-14-20            | 2731-227.6           | 841-4991-415.9              | 52-40.5        | 21-14          | 81-689       |
| Opp. | 214-17.8            | 187            | 461-1246-103.8         | 168-325-23-14            | 2200-183.3           | 786-3446-287.2              | 74-41.4        | 26-16          | 56-540       |
| 1985 | 440-36.7            | 284            | 467-1896-158.0         | 276-420-16-30            | 3611-300.9           | 887-5507-458.9              | 46-38.6        | 20-13          | 60-463       |
| Opp. | 167-13.9            | 195            | 489-1446-120.5         | 188-347-19-9             | 2116-176.3           | 836-3562-296.8              | 79-37.7        | 27-15          | 59-420       |
| 1984 | 359-27.6            | 279            | 607-2105-161.9         | 226-348-16-23            | 3053-234.8           | 955-5158-396.8              | 70-38.3        | 33-19          | 70-596       |
| Opp. | 201-15.5            | 199            | 474-1308-118.9         | 204-385-19-15            | 2231-171.6           | 859-3539-272.2              | 64-41.4        | 29-18          | 64-504       |
| 1983 | 380-31.7            | 270            | 532-2408-200.7         | 194-346-14-20            | 3239-269.9           | 878-5647-470.6              | 52-37.2        | 25-12          | 84-710       |
| Opp. | 189-15.8            | 226            | 460-1593-132.8         | 205-413-21-12            | 2441-203.4           | 873-4034-336.2              | 81-40.7        | 23-11          | 63-581       |
| 1982 | 229-19.1            | 224            | 556-2101-175.1         | 163-265-12-11            | 1873-156.1           | 821-3974-331.2              | 68-43.8        | 27-14          | 66-587       |
| Opp. | 230-19.2            | 219            | 419-1441-120.1         | 226-409-20-10            | 2572-214.2           | 828-4013-334.4              | 61-42.2        | 22-14          | 58-535       |
| 1981 | 260-23.6            | 182            | 520-2153-195.7         | 109-214-10-7             | 1422-129.3           | 734-3575-325                | 57-45.4        | 21-14          | 84-666       |
| Opp. | 129-11.7            | 161            | 421-956-86.9           | 156-315-21-7             | 1834-166.7           | 736-2790-253.6              | 71-35.1        | 30-15          | 55-489       |
| 1980 | 154-14              | 174            | 451-1486-135.1         | 154-320-13-12            | 1918-174.4           | 771-3404-309.5              | 67-37.6        | 44-21          | 62-685       |
| Opp. | 238-21.6            | 204            | 517-1651-150.1         | 141-285-14-12            | 1913-173.9           | 802-3564-324                | 65-37.2        | 27-13          | 64-649       |
| 1979 | 239-21.7            | 209            | 526-2130-193.6         | 124-248-14-12            | 1669-151.7           | 774-3799-345.4              | 54-37.5        | 26-18          | 55-538       |
| Opp. | 216-19.6            | 206            | 525-1881-171           | 145-282-16-9             | 1843-167.5           | 807-3724-338.5              | 49-36.1        | 38-20          | 49-470       |
| 1978 | 125-11.4            | 144            | 522-1366-124.1         | 90-220-17-4              | 1083-98.5            | 742-2449-222.6              | 85-36.6        | 32-19          | 63-658       |
| Opp. | 291-26.5            | 215            | 547-2054-186.7         | 138-270-8-21             | 1947-177             | 817-4001-363.7              | 63-37.8        | 37-16          | 64-665       |
| 1977 | 171-15.5            | 160            | 540-1562-142           | 100-197-16-6             | 1276-116             | 737-2838-258                | 74-35.4        | 23-12          | 60-642       |
| Opp. | 229-20.8            | 194            | 566-1992-181.1         | 96-189-9-14              | 1500-136.4           | 755-3492-317.5              | 57-35.5        | 44-26          | 57-459       |
| 1976 | 161-14.6            | 172            | 562-2144-194.9         | 60-163-15-5              | 972-88.4             | 725-3116-283.3              | 56-35.6        | 39-16          | 64-652       |
| Opp. | 234-21.3            | 181            | 546-2072-188.4         | 90-204-12-8              | 1151-104.6           | 750-3223-293                | 62-35.3        | 14-6           | 55-841       |
| 1975 | 182-16.5            | 166            | 559-2406-218.7         | 33-125-10-3              | 597-54.3             | 684-3003-273                | 56-37.9        | 51-14          | 51-550       |
| Opp. | 279-25.4            | 223            | 615-2458-223.5         | 90-169-6-7               | 1282-116.5           | 784-3740-340                | 41-37.9        | 29-12          | 55-498       |
| 1974 | 157-14.3            | 192            | 574-1982-180.2         | 88-187-13-6              | 1193-108.5           | 761-3175-288.6              | 56-36.7        | 33-20          | 51-413       |
| Opp. | 308-28              | 202            | 586-3180-289.1         | 50-130-6-7               | 723-65.7             | 716-3903-354.8              | 46-35.8        | 28-18          | 48-503       |
| 1973 | 140-12.7            | 158            | 492-1599-145.4         | 84-217-15-5              | 1126-102.4           | 709-2725-247.7              | 65-35.4        | 43-27          | 46-438       |
| Opp. | 401-36.5            | 242            | 748-3848-349.8         | 48-107-11-7              | 716-65.1             | 855-4564-414.9              | 40-37.6        | 30-14          | 53-547       |
| 1972 | 109-9.9             | 135            | 537-1629-148.1         | 72-175-15-2              | 825-75               | 712-2454-223.1              | 75-35.2        | 36-17          | 54-504       |
| Opp. | 208-18.9            | 200            | 626-2724-247.6         | 72-172-11-6              | 989-89.9             | 798-3293-299.4              | 56-34.9        | 48-24          | 48-415       |
| 1971 | 121-11              | 134            | 413-897-81.5           | 126-282-14-9             | 1495-135.9           | 695-2392-217.5              | 80-35.7        | 21-10          | 45-447       |
| Opp. | 379-34.5            | 278            | 719-3572-324.7         | 94-197-8-8               | 1400-127.3           | 916-4972-452                | 48-36.1        | 47-22          | 67-588       |
| 1970 | 129-11.7            | 154            | 529-1935-175.9         | 67-176-10-4              | 860-78.2             | 705-2795-254.1              | 69-36.5        | 25-15          | 45-403       |
| Opp. | 259-23.5            | 221            | 565-2858-259.8         | 91-183-4-11              | 1146-104.2           | 748-4004-364                | 48-37          | 33-16          | 56-505       |
| 1969 | 255-25.5            | 238            | 474-2155-215.5         | 142-309--13              | 2088-208.8           | 783-4243-424.3              | 51-36.3        | 27-18          | 43-455       |
| Opp. | 275-27.5            | 217            | 580-2205-220.5         | 117-235--12              | 1614-161.4           | 815-3819-381.9              | 51-39.4        | 26-19          | 52-578       |
| 1968 | 322-32.2            | 236            | 530-2528-252.8         | 123-229--13              | 1876-187.6           | 759-4404-440.4              | 52-36.5        | 27-15          | 58-497       |
| Opp. | 289-28.9            | 237            | 621-2819-281.9         | 85-202--6                | 1283-128.3           | 823-4102-410.2              | 56-36.6        | 18-10          | 38-452       |
| 1967 | 161-16.1            | 180            | 423-1294-129.4         | 140-297--9               | 1748-174.8           | 720-3042-304.2              | 71-31.1        | 22-12          | 34-289       |
| Opp. | 277-27.7            | 190            | 564-2544-254.4         | 95-177--10               | 1311-131.1           | 741-3855-385.5              | 56-36.5        | 16-10          | 53-487       |
| 1966 | 86-8.6              | 135            | 408-1385-138.5         | 91-226-21-3              | 1210-121.0           | 634-2595-259.5              | 63-34.8        | 28-13          | 41-393       |
| Opp. | 253-25.3            | 188            | 463-1990-199.0         | 127-234-11-13            | 1603-160.3           | 697-3593-359.3              | 53-35.0        | 24-10          | 51-537       |
| 1965 | 94-9.4              | 128            | 355-848-84.8           | 115-288-27-4             | 1241-124.1           | 643-2089-208.9              | 65-39.6        | 20-11          | 52-454       |
| Opp. | 192-19.2            | 155            | 518-1710-171.0         | 92-174-8-6               | 1069-106.9           | 692-2779-277.9              | 63-37.3        | 26-13          | 50-487       |
| 1964 | 170-18.9            | 156            | 263-736-81.7           | 154-321-14-9             | 2125-236.1           | 584-2873-319.2              | 40-32.4        | 30-21          | 44-432       |
| Opp. | 209-23.2            | 174            | 491-1663-184.7         | 82-173-10-8              | 1154-128.2           | 664-2817-313.0              | 36-35.6        | 30-20          | 54-489       |
| 1963 | 126-15.8            | 111            | 333-1047-130.9         | 75-183-9-12              | 1165-145.6           | 526-2212-276.5              | 54-35.7        | 16-6           | 37-349       |
| Opp. | 112-14.0            | 116            | 384-1329-166.1         | 78-155-7-6               | 921-115.1            | 539-2250-281.3              | 47-37.5        | 28-17          | 37-375       |
| 1962 | 127-14.1            | 132            | 410-1560-173.3         | 86-169-15-8              | 985-109.4            | 579-2545-282.8              | 44-34.5        | 20-18          | 39-395       |
| Opp. | 166-18.4            | 124            | 378-1308-145.3         | 81-170-9-6               | 1057-117.4           | 548-2365-262.7              | 52-36.7        | 16-11          | 42-380       |
| 1961 | 215-23.9            | 150            | 402-1509-167.7         | 94-172-17-9              | 1319-146.5           | 574-2828-314.2              | 44-32.8        | 21-14          | 51-425       |
| Opp. | 162-18.0            | 124            | 413-1493-165.8         | 59-154-11-8              | 858-95.3             | 567-2351-261.2              | 45-34.1        | 27-15          | 47-375       |
| 1960 | 234-26.0            | 143            | 439-2284-253.8         | 39-98-7-4                | 511-56.7             | 537-2795-310.5              | 42-32.7        | 23-11          | 42-349       |
| Opp. | 108-12.0            | 129            | 424-1492-165.7         | 71-149-12-1              | 573-63.6             | 573-2319-257.7              | 47-37.7        | 27-14          | 42-389       |

| Year | Points<br>Total-PPG | First<br>Downs | Rushing<br>Att-Yds-YPG | Passing<br>Com-At-Int-TD | Passing<br>Yards-YPG | Total Yds.<br>Plays-Yds-YPG | Punts-<br>Avg. | Fum. -<br>Lost | Pen.<br>Yds. |
|------|---------------------|----------------|------------------------|--------------------------|----------------------|-----------------------------|----------------|----------------|--------------|
| 1959 | 223-25.8            | 175            | 440-2151-239.0         | 104-192-8-8              | 1248-138.6           | 632-3399-377.6              | 31-33.4        | 34-19          | 51-478       |
| Opp. | 100-11.1            | 113            | 393-1037-115.2         | 74-172-13-5              | 1098-122.0           | 565-2135-237.2              | 48-36.2        | 24-14          | 36-388       |
| 1958 | 272-29.3            | 217            | 498-2554-255.4         | 124-219-11-12            | 1617-161.7           | 717-4171-417.1              | 36-31.3        | 36-20          | 53-536       |
| Opp. | 146-14.6            | 153            | 466-1707-170.7         | 84-200-15-8              | 1213-121.3           | 666-2920-292.0              | 51-33.9        | 28-18          | 37-321       |
| 1957 | 263-29.2            | 174            | 453-2170-241.1         | 77-146-17-11             | 1303-144.7           | 599-3473-385.8              | 19-32.9        | 30-18          | 46-429       |
| Opp. | 112-12.4            | 119            | 372-1014-112.6         | 70-169-14-4              | 967-107.4            | 541-1981-220.1              | 48-34.0        | 27-13          | 39-419       |
| 1956 | 219-21.9            | 149            | 499-2374-263.7         | 52-118-7-9               | 582-64.6             | 617-2956-328.4              | 43-34.9        | 25-17          | 39-327       |
| Opp. | 84-8.4              | 127            | 472-1451-161.2         | 74-153-15-6              | 913-101.4            | 625-1981-220.1              | 52-34.7        | 27-16          | 49-476       |
| 1955 | 166-17.4            | 157            | 470-1937-215.2         | 64-126-12-9              | 942-104.6            | 596-2879-319.8              | 39-34.3        | 36-18          | 44-436       |
| Opp. | 173-19.2            | 125            | 362-1479-164.3         | 52-122-10-12             | 975-108.3            | 484-2454-272.6              | 40-37.8        | 26-15          | 43-377       |
| 1954 | 192-21.3            | 136            | 442-2083-231.4         | 49-105-8-4               | 677-75.2             | 713-2613-290.4              | 4-37.0         | 30-20          | N/A          |
| Opp. | 141-15.7            | 118            | 400-1496-166.2         | 48-119-7-5               | 913-101.4            | 519-2091-232.4              | 20- N/A        | 26-17          | N/A          |
| 1953 | 187-20.8            | 138            | 456-2147-238.6         | 51-115-12-7              | 586-65.1             | 571-2733-303.6              | 42-40.2        | 31-16          | 55-475       |
| Opp. | 91-10.1             | 122            | 367-1050-116.7         | 82-181-18-9              | 1208-134.2           | 548-2528-250.9              | 46-39.1        | 21-13          | 48-417       |
| 1952 | 121-13.4            | 133            | 458-1560-173.3         | 73-181-20-8              | 985-109.4            | 639-2545-282.7              | 54-38.7        | 30-16          | 52-485       |
| Opp. | 210-24.4            | 159            | 460-1650-183.3         | 106-202-9-13             | 1523-169.2           | 662-3173-352.5              | 51-43.0        | 32-21          | 78-677       |
| 1951 | 161-17.8            | 131            | 465-1692-188.0         | 83-188-14-11             | 1153-128.1           | 653-2845-316.1              | 64-37.8        | 30-16          | 69-538       |
| Opp. | 233-25.9            | 144            | 434-1400-155.5         | 93-173-15-13             | 1508-167.5           | 607-2908-323.1              | 60-33.8        | 30-18          | 50-213       |
| 1950 | 121-13.4            | 124            | 425-1650-183.3         | 65-198-23-9              | 994-110.4            | 623-2644-293.7              | 58-40.9        | 32-18          | 58-543       |
| Opp. | 201-22.3            | 120            | 410-1242-138.0         | 74-163-16-13             | 1107-123.0           | 573-2349-261.0              | 68-37.3        | 23-14          | 60-530       |
| 1949 | 184-20.4            | 115            | 365-1475-163.8         | 66-194-16-13             | 1037-115.2           | 559-2512-279.1              | 51-36.4        | 32-18          | 52-438       |
| Opp. | 247-30.9            | 137            | 491-2015-223.8         | 73-158-13- N/A           | 1098-122.0           | 649-3113-345.8              | 44-40.5        | 32-20          | 60-513       |
| 1948 | 127-14.1            | 100            | 334-1028-128.5         | 66-170-14- N/A           | 1157-144.6           | 504-2185-273.1              | 56-37.8        | 27-16          | 32-262       |
| Opp. | 142-15.7            | 112            | 421-1742-217.8         | 44-115-13- N/A           | 780-86.7             | 536-2522-315.2              | 54-36.5        | 17-13          | 42-322       |
| 1947 | 145-18.1            | 97             | 359-1030-114.4         | 77-168-14-11             | 1092-121.3           | 547-2122-235.7              | 61-37.0        | 20-9           | 44-302       |
| Opp. | 179-22.4            | 123            | 407-1865-207.2         | 54-135-11- N/A           | 626-69.5             | 542-2491-276.7              | 36-34.0        | 31-21          | 32-294       |
| 1946 | 129-14.3            | 100            | 437-1807-200.7         | 39-91-12-3               | 352-39.1             | 528-2159-239.8              | 46-33.1        | 23-17          | 46-353       |
| Opp. | 92-10.2             | 97             | 407-1217-135.2         | 47-106-16- N/A           | 590-65.5             | 513-1806-200.6              | 59-33.8        | 28-17          | 49-402       |
| 1945 | 74-8.2              | 89             | 335-874-97.1           | 65-184-11-7              | 912-101.3            | 519-1786-198.4              | 74-28.0        | 27-14          | 48-357       |
| Opp. | 310-34.4            | 103            | 445-2310-256.6         | 33-80-16- N/A            | 512-56.8             | 525-2822-313.5              | 57-32.6        | 20-10          | 47-494       |
| 1944 | 53-6.6              | 58             | 299-904-113.0          | 21-69-7-1                | 205-25.6             | 973-1111-138.9              | 52-34.1        | 26-19          | 46-296       |
| Opp. | 240-30.0            | 89             | 413-1900-237.5         | 19-62-11- N/A            | 535-66.9             | 475-2435-304.4              | 38-36.8        | 15-10          | 70-570       |
| 1943 | 83-10.4             | 80             | 313-1011-126.4         | 40-123-11- N/A           | 613-76.6             | 436-1624-203.0              | 45-35.6        | 29-15          | 39-246       |
| Opp. | 153-19.1            | 93             | 383-1511-188.9         | 43-104-14- N/A           | 693-86.6             | 487-2204-275.5              | 53-32.3        | 20-13          | 52-466       |
| 1942 | 147-18.4            | 98             | 400-1402-140.2         | 45-122-12- N/A           | 929-92.9             | 522-2331-233.1              | 68-36.3        | 29-15          | 44-327       |
| Opp. | 135-16.9            | 136            | 507-1692-169.2         | 47-134-14- N/A           | 655-65.5             | 641-2347-234.7              | 69-34.7        | 19-7           | 45-373       |
| 1941 | 91-11.4             | 86             | 388-1156-144.5         | 32-95-14- N/A            | 431-53.9             | 483-1587-198.4              | 80-28.3        | 21-10          | 37-280       |
| Opp. | 99-12.4             | 93             | 382-1365-170.6         | 24-89-12- N/A            | 365-45.6             | 471-1730-216.3              | 71-31.5        | 19-12          | 33-340       |
| 1940 | 125-15.6            | 76             | 376-1161-145.1         | 19-95-11- N/A            | 317-39.6             | 471-1478-184.8              | 82-35.4        | 23-8           | 43-352       |
| Opp. | 98-10.8             | 73             | N/A-1052-131.5         | 41-113-12- N/A           | 596-74.5             | N/A-1648-206.0              | 76-32.1        | 29-15          | 33-246       |
| 1939 | 130-16.3            | 69             | 318-1014-126.8         | 36-100-16- N/A           | 749-93.6             | 418-1763-220.4              | 80-38.5        | 14-7           | 30-248       |
| Opp. | 91-11.4             | 82             | N/A-1074-134.3         | 39-107-13- N/A           | 605-75.6             | N/A-1679-209.9              | 76-34.1        | 14-4           | 29-264       |
| 1938 | 46-5.8              | 71             | 283-820-102.5          | 48-115-15- N/A           | 535-66.9             | 398-1355-169.4              | 62-41.7        | 23-12          | 33-318       |
| Opp. | 135-16.9            | 87             | N/A-1446-180.8         | 43-122-24- N/A           | 564-70.5             | N/A-2010-251.3              | 64-37.8        | 26-17          | 26-245       |
| 1937 | 36-4.5              | 77             | N/A-943-117.9          | 43-121-9- N/A            | 676-84.5             | N/A-1619-202.4              | N/A-43         | 20-10          | 26-195       |
| Opp. | 120-15.0            | 67             | N/A-950-118.8          | 27-68-22- N/A            | 517-64.6             | N/A-1467-183.4              | N/A-36.2       | 18-11          | 19-194       |
| 1936 | 85-10.6             | 79             | N/A-1382-172.8         | 26-75-13-2               | 430-53.8             | N/A-1812-226.5              | N/A-38         | N/A            | N/A-225      |
| Opp. | 103-12.9            | 82             | N/A-1448-181.0         | 39-86-10- N/A            | 569-71.1             | N/A-2017-252.1              | N/A-36         | N/A            | N/A-155      |
| 1935 | 122-15.3            | 73             | 316-1644-205.5         | 22-73-15-4               | 343-42.9             | N/A-1987-248.4              | N/A-36         | N/A            | N/A-305      |
| Opp. | 39-4.9              | 61             | N/A-971-121.4          | 26-89-16-3               | 845-105.6            | N/A-1616-202.0              | N/A-35         | N/A            | N/A-242      |
| 1934 | 98-12.3             |                |                        |                          |                      |                             |                |                |              |
| Opp. | 153-19.1            |                |                        |                          |                      |                             |                |                |              |
| 1933 | 131-16.4            |                |                        |                          |                      |                             |                |                |              |
| Opp. | 56-7.0              |                |                        |                          |                      |                             |                |                |              |
| 1932 | 62-7.8              |                |                        |                          |                      |                             |                |                |              |
| Opp. | 171-21.4            |                |                        |                          |                      |                             |                |                |              |
| 1931 | 7-0.9               |                |                        |                          |                      |                             |                |                |              |
| Opp. | 131-16.4            |                |                        |                          |                      |                             |                |                |              |
| 1930 | 88-11.0             |                |                        |                          |                      |                             |                |                |              |
| Opp. | 74-9.3              |                |                        |                          |                      |                             |                |                |              |

Note: Detailed statistical records were not available prior to 1935, N/A= Not Available



## All-Time Coaches Records

### Ranked According to Total Victories

| Name                  | Years            | Overall          |             | Big Ten      |             |
|-----------------------|------------------|------------------|-------------|--------------|-------------|
|                       |                  | W-L              | Pct.        | W-L          | Pct.        |
| <b>Kirk Ferentz</b>   | <b>1999-pr.</b>  | <b>162-104-0</b> | <b>.609</b> | <b>97-75</b> | <b>.564</b> |
| Hayden Fry            | 1979-98          | 143-89-6         | .613        | 96-51-5      | .648        |
| Forest Evashevski     | 1952-60          | 52-27-4          | .651        | 33-21-2      | .607        |
| Howard Jones          | 1916-23          | 42-17-1          | .708        | 21-12-0      | .636        |
| Eddie Anderson        | 1939-42, 1946-49 | 35-33-2          | .514        | 21-24-2      | .468        |
| Burt Ingwersen        | 1924-31          | 33-27-4          | .547        | 11-20-4      | .371        |
| Alden Knipe           | 1899-1902        | 29-11-4          | .705        | 2-6-1        | .278        |
| John Chalmers         | 1903-05          | 24-8-0           | .750        | 1-6-0        | .143        |
| Jess Hawley           | 1910-15          | 24-18-0          | .571        | 8-11-0       | .278        |
| Bob Commings          | 1974-78          | 18-37-0          | .327        | 13-27        | .325        |
| Jerry Burns           | 1961-65          | 16-27-2          | .378        | 8-15-1       | .354        |
| Ray Nagel             | 1966-70          | 16-32-2          | .340        | 11-22-2      | .343        |
| Ossie Solem           | 1932-36          | 15-21-4          | .425        | 5-16-4       | .280        |
| A.E. Bull             | 1896             | 7-1-1            | .833        | ---          | ---         |
| Mark Catlin           | 1906-08          | 7-10-0           | .412        | 1-3-0        | .250        |
| No head coach         | 1889-91, 1895    | 6-9-0            | .400        | ---          | ---         |
| Leonard Raffensperger | 1950-51          | 5-10-3           | .361        | 2-9-1        | .208        |
| Otto Wagonhurst       | 1897             | 4-4-0            | .500        | ---          | ---         |
| Roger Sherman         | 1894             | 4-4-1            | .500        | ---          | ---         |
| Frank Lauterbur       | 1971-73          | 4-28-1           | .136        | 3-22-1       | .135        |
| E.A. Dalton           | 1892             | 3-2-1            | .583        | ---          | ---         |
| Ben Donnelly          | 1893             | 3-4-0            | .429        | ---          | ---         |
| John Griffith         | 1909             | 2-4-1            | .357        | 0-1-0        | .000        |
| Clem Crowe            | 1945             | 2-7-0            | .222        | 1-5-0        | .167        |
| Irl Tubbs             | 1937-38          | 2-13-1           | .156        | 1-8-1        | .150        |
| Slip Madigan          | 1943-44          | 2-13-1           | .156        | 0-10-1       | .045        |

### Ranked According to Overall Game Winning Percentage

| Name                  | Years            | Overall          |             | Big Ten      |             |
|-----------------------|------------------|------------------|-------------|--------------|-------------|
|                       |                  | W-L              | Pct.        | W-L          | Pct.        |
| A.E. Bull             | 1896             | 7-1-1            | .833        | ---          | ---         |
| John Chalmers         | 1903-05          | 24-8-0           | .750        | 1-6-0        | .143        |
| Howard Jones          | 1916-23          | 42-17-1          | .708        | 21-12-0      | .636        |
| Alden Knipe           | 1899-1902        | 29-11-4          | .705        | 2-6-1        | .278        |
| Forest Evashevski     | 1952-60          | 52-27-4          | .651        | 33-21-2      | .607        |
| Hayden Fry            | 1979-98          | 143-89-6         | .613        | 96-51-5      | .648        |
| <b>Kirk Ferentz</b>   | <b>1999-pr.</b>  | <b>162-104-0</b> | <b>.609</b> | <b>97-75</b> | <b>.564</b> |
| E.A. Dalton           | 1892             | 3-2-1            | .583        | ---          | ---         |
| Jess Hawley           | 1910-15          | 24-18-0          | .571        | 8-11-0       | .278        |
| Burt Ingwersen        | 1924-31          | 33-27-4          | .547        | 11-20-4      | .371        |
| Eddie Anderson        | 1939-42, 1946-49 | 35-33-2          | .514        | 21-24-2      | .468        |
| Roger Sherman         | 1894             | 4-4-1            | .500        | ---          | ---         |
| Otto Wagonhurst       | 1897             | 4-4-0            | .500        | ---          | ---         |
| Ben Donnelly          | 1893             | 3-4-0            | .429        | ---          | ---         |
| Ossie Solem           | 1932-36          | 15-21-4          | .425        | 5-16-4       | .280        |
| Mark Catlin           | 1906-08          | 7-10-0           | .412        | 1-3-0        | .250        |
| No head coach         | 1889-91, 1895    | 6-9-0            | .400        | ---          | ---         |
| Jerry Burns           | 1961-65          | 16-27-2          | .378        | 8-15-1       | .354        |
| Leonard Raffensperger | 1950-51          | 5-10-3           | .361        | 2-9-1        | .208        |
| Ray Nagel             | 1966-70          | 16-32-2          | .340        | 11-22-2      | .343        |
| John Griffith         | 1909             | 2-4-1            | .357        | 0-1-0        | .000        |
| Bob Commings          | 1974-78          | 18-37-0          | .327        | 13-27        | .325        |
| Clem Crowe            | 1945             | 2-7-0            | .222        | 1-5-0        | .167        |
| Slip Madigan          | 1943-44          | 2-13-1           | .156        | 0-10-1       | .045        |
| Irl Tubbs             | 1937-38          | 2-13-1           | .156        | 1-8-1        | .150        |
| Frank Lauterbur       | 1971-73          | 4-28-1           | .136        | 3-22-1       | .135        |

## All-Time Series Results

| Team                 | First Game | W-L-T  | Team                  | First Game  | W-L-T          | Team                 | First Game  | W-L-T          | Team               | First Game  | W-L-T          |
|----------------------|------------|--------|-----------------------|-------------|----------------|----------------------|-------------|----------------|--------------------|-------------|----------------|
| Air Force            | 1958       | 0-0-1  | Detroit               | 1930        | 1-0-0          | Middle Tennessee     | 2019        | 1-0-0          | St. Louis          | 1905        | 2-1-0          |
| Akron                | 2002       | 1-0-0  | Doane                 | 1895        | 0-1-0          | <b>Minnesota</b>     | <b>1891</b> | <b>49-62-2</b> | San Diego State    | 1986        | 1-0-0          |
| Arkansas             | 1925       | 1-0-0  | Drake                 | 1896        | 12-3-0         | Mississippi State    | 2019        | 1-0-0          | Simpson            | 1898        | 4-0-0          |
| Arkansas State       | 2009       | 1-0-0  | Eastern Illinois      | 2010        | 1-0-0          | Missouri             | 1892        | 6-7-0          | South Carolina     | 2008        | 1-0-0          |
| Arizona              | 1966       | 6-7-0  | Florida               | 1983        | 1-3-0          | Missouri State       | 2013        | 1-0-0          | South Dakota       | 1917        | 8-0-0          |
| Arizona State        | 1997       | 1-2-0  | Florida International | 2008        | 1-0-0          | Monmouth             | 1905        | 4-0-0          | Southeast Oklahoma | 1924        | 1-0-0          |
| Augustana            | 1894       | 2-0-0  | George Washington     | 1931        | 1-1-0          | Montana              | 1954        | 2-0-0          | Southern Cal       | 1925        | 2-8-0          |
| Ball State           | 2005       | 3-0-0  | Georgia Tech          | 2009        | 1-0-0          | Morningside          | 1908        | 4-0-0          | Stanford           | 2016        | 0-1-0          |
| Berg AAF             | 1945       | 1-0-0  | Great Lakes           | 1917        | 0-4-0          | <b>Nebraska</b>      | <b>1891</b> | <b>18-29-3</b> | Syracuse           | 1975        | 3-1-0          |
| Boston College       | 2017       | 1-0-0  | Grinnell              | 1889        | 11-5-1         | New Mexico State     | 1995        | 1-0-0          | Temple             | 1936        | 1-0-0          |
| Boston University    | 1948       | 1-0-0  | Hawaii                | 1956        | 3-1-0          | North Carolina State | 1965        | 0-3-0          | Tennessee          | 1982        | 1-2-0          |
| Bradley Tech         | 1930       | 5-0-0  | Idaho                 | 1964        | 1-0-0          | North Dakota         | 1926        | 1-0-0          | Tennessee Tech     | 2011        | 1-0-0          |
| Buffalo              | 2003       | 1-0-0  | <b>Illinois</b>       | <b>1899</b> | <b>35-38-2</b> | North Dakota State   | 1946        | 2-1-0          | Texas              | 1984        | 1-1-0          |
| Butler               | 1924       | 1-0-0  | Illinois State        | 2015        | 1-0-0          | Northern Illinois    | 1985        | 9-1-0          | Texas A&M          | 1931        | 0-1-0          |
| Brigham Young        | 1991       | 0-0-1  | Indiana               | 1912        | 45-28-4        | Northern Iowa        | 1898        | 17-1-0         | Texas El Paso      | 1986        | 1-0-0          |
| California           | 1958       | 3-1-0  | Iowa Preflight        | 1943        | 0-2-0          | <b>Northwestern</b>  | <b>1897</b> | <b>51-27-3</b> | Texas Christian    | 1958        | 2-1-0          |
| Camp Dodge           | 1918       | 0-0-1  | Iowa State            | 1894        | 45-22-0        | Notre Dame           | 1921        | 8-13-3         | Texas Tech         | 1996        | 2-0-0          |
| Camp Grant           | 1942       | 1-0-0  | Iowa Wesleyan         | 1890        | 1-0-0          | North Texas          | 2015        | 2-0-0          | Tulsa              | 1989        | 3-1-0          |
| Carleton             | 1936       | 1-0-0  | Kansas                | 1891        | 4-6-0          | Ohio State           | 1922        | 15-47-3        | UCLA               | 1938        | 3-6-0          |
| Carroll              | 1926       | 2-0-0  | Kansas State          | 1951        | 5-1-0          | Oklahoma             | 1979        | 0-2-0          | Upper Iowa         | 1898        | 2-0-0          |
| Centenary            | 1930       | 0-1-0  | Kent State            | 2001        | 2-0-0          | Oklahoma State       | 1923        | 1-1-0          | Utah               | 1978        | 0-1-0          |
| Central Michigan     | 1994       | 2-1-0  | Knox                  | 1892        | 6-0-1          | Oregon               | 1949        | 1-2-0          | Utah State         | 1957        | 2-0-0          |
| Chicago              | 1894       | 3-9-2  | Lawrence              | 1924        | 1-0-0          | Oregon State         | 1956        | 7-5-0          | Wabash             | 1925        | 2-0-0          |
| Cincinnati           | 1990       | 1-0-0  | Louisiana-Monroe      | 2011        | 1-0-0          | P & S                | 1897        | 0-1-0          | Washington         | 1937        | 3-3-0          |
| Coe                  | 1892       | 9-0-0  | Louisiana State       | 2005        | 1-1-0          | Parsons              | 1895        | 1-0-0          | Washington State   | 1953        | 3-1-1          |
| Colgate              | 1935       | 1-1-0  | Luther                | 1893        | 1-0-0          | Penn College         | 1895        | 2-0-0          | Washington, Mo.    | 1902        | 4-0-0          |
| Colorado             | 1988       | 0-2-0  | Maine                 | 2008        | 1-0-0          | <b>Penn State</b>    | <b>1930</b> | <b>12-17-0</b> | Western Michigan   | 2000        | 1-2-0          |
| Colorado Teachers    | 1926       | 1-0-0  | Marquette             | 1930        | 1-1-0          | Pittsburgh           | 1931        | 4-3-0          | Wilton             | 1896        | 2-0-0          |
| Cornell              | 1891       | 13-1-0 | Maryland              | 2014        | 2-1-0          | <b>Purdue</b>        | <b>1910</b> | <b>39-48-3</b> | <b>Wisconsin</b>   | <b>1894</b> | <b>43-48-2</b> |
| Denver               | 1927       | 1-0-0  | Miami, Florida        | 1950        | 0-4-0          | Ripon                | 1928        | 1-0-0          | Wyoming            | 1953        | 3-0-0          |
| Denver Athletic Club | 1893       | 0-1-0  | Miami, Ohio           | 2001        | 5-0-0          | Rush                 | 1898        | 1-1-0          | Yale               | 1922        | 1-0-0          |
| Des Moines           | 1905       | 1-0-0  | Michigan              | 1900        | 15-42-4        | Rutgers              | 2016        | 2-0-0          |                    |             |                |
| Des Moines YMCA      | 1896       | 1-0-0  | <b>Michigan State</b> | <b>1953</b> | <b>23-22-2</b> |                      |             |                |                    |             |                |

2020 opponents listed in boldface

**Air Force (Series tied, 0-0-1)**

10/04/1958 \_\_ T \_\_ 13-13 \_\_\_\_\_ home

**Akron (Iowa leads, 1-0)**

8/31/2002 \_\_ W \_\_ 57-21 \_\_\_\_\_ home

**Arkansas (Iowa leads, 1-0)**

10/03/1925 \_\_ W \_\_ 25-0 \_\_\_\_\_ home

**Arkansas State (Iowa leads, 1-0)**

10/03/09 \_\_ W \_\_ 24-21 \_\_\_\_\_ home

**Arizona (Iowa trails, 6-7)**

9/17/1966 \_\_ W \_\_ 31-20 \_\_\_\_\_ home

10/04/1969 \_\_ W \_\_ 31-19 \_\_\_\_\_ home

10/03/1970 \_\_ L \_\_ 10-17 \_\_\_\_\_ away

10/06/1973 \_\_ L \_\_ 20-23 \_\_\_\_\_ home

9/24/1977 \_\_ L \_\_ 7-41 \_\_\_\_\_ home

9/30/1978 \_\_ L \_\_ 3-23 \_\_\_\_\_ away

10/04/1980 \_\_ L \_\_ 3-5 \_\_\_\_\_ home

9/25/1982 \_\_ W \_\_ 17-14 \_\_\_\_\_ away

9/12/1987 \_\_ W \_\_ 15-14 \_\_\_\_\_ away

9/07/1996 \_\_ W \_\_ 21-20 \_\_\_\_\_ home

9/19/1998 \_\_ L \_\_ 11-35 (#16) \_\_\_\_\_ away

9/19/2009 \_\_ W \_\_ 27-17 \_\_\_\_\_ home

9/18/2010 \_\_ L \_\_ 27-34 (#24) \_\_\_\_\_ away

**Arizona State (Iowa trails, 2-1)**

12/31/1997 \_\_ L \_\_ 7-17 (#16) \_\_\_\_\_ El Paso, TX

9/20/2003 \_\_ W \_\_ 21-2 (#16) \_\_\_\_\_ home

9/18/2004 \_\_ L \_\_ 7-44 \_\_\_\_\_ away

**Augustana (Iowa leads, 2-0)**

10/20/1894 \_\_ W \_\_ 34-0 \_\_\_\_\_ away

9/27/1904 \_\_ W \_\_ 33-2 \_\_\_\_\_ home

**Ball State (Iowa leads, 3-0)**

9/03/2005 \_\_ W \_\_ 56-0 \_\_\_\_\_ home

9/25/2010 \_\_ W \_\_ 45-0 \_\_\_\_\_ home

9/06/2014 \_\_ W \_\_ 17-13 \_\_\_\_\_ home

**Berg AAF (Iowa leads, 1-0)**

9/29/1945 \_\_ W \_\_ 14-13 \_\_\_\_\_ home

**Boston College (Iowa leads, 1-0)**

12/27/2017 \_\_ W \_\_ 27-20 \_\_\_\_\_ Bronx, NY

**Boston University (Iowa leads, 1-0)**

11/20/1948 \_\_ W \_\_ 34-14 \_\_\_\_\_ away

**Bradley Tech (Iowa leads, 5-0)**

9/27/1930 \_\_ W \_\_ 38-12 \_\_\_\_\_ home

10/1/1932 \_\_ W \_\_ 31-7 \_\_\_\_\_ home

10/7/1933 \_\_ W \_\_ 38-0 \_\_\_\_\_ home

9/28/1935 \_\_ W \_\_ 26-0 \_\_\_\_\_ home

10/9/1937 \_\_ W \_\_ 14-7 \_\_\_\_\_ home

**Buffalo (Iowa leads, 1-0)**

9/06/2003 \_\_ W \_\_ 56-7 \_\_\_\_\_ home

**Butler (Iowa leads, 1-0)**

11/08/1924 \_\_ W \_\_ 7-0 \_\_\_\_\_ home

**BYU (Series tied, 0-0-1)**

12/30/1991 \_\_ T \_\_ 13-13 \_\_\_\_\_ San Diego, CA

**California (Iowa leads, 3-1)**

1/01/1959 \_\_ W \_\_ 38-12 (#16) \_\_\_\_\_ Pasadena, CA

9/26/1959 \_\_ W \_\_ 42-12 \_\_\_\_\_ away

9/30/1961 \_\_ W \_\_ 28-7 \_\_\_\_\_ home

12/31/1993 \_\_ L \_\_ 3-37 \_\_\_\_\_ San Antonio, TX

**Camp Dodge (Series tied, 0-0-1)**

11/23/1918 \_\_ T \_\_ 0-0 \_\_\_\_\_ away

**Camp Grant (Iowa leads, 1-0)**

10/10/1942 \_\_ W \_\_ 33-16 \_\_\_\_\_ home

**Carleton College (Iowa leads, 1-0)**

9/26/1936 \_\_ W \_\_ 14-0 \_\_\_\_\_ home

**Carroll (Iowa leads, 2-0)**

10/30/1926 \_\_ W \_\_ 21-0 \_\_\_\_\_ home

9/29/1929 \_\_ W \_\_ 46-0 \_\_\_\_\_ home

**Centenary (Iowa trails, 0-1)**

10/11/1930 \_\_ L \_\_ 12-19 \_\_\_\_\_ home

**Central Michigan (Iowa leads, 2-1)**

9/03/1994 \_\_ W \_\_ 52-21 \_\_\_\_\_ home

9/05/1998 \_\_ W \_\_ 38-0 \_\_\_\_\_ home

9/22/2012 \_\_ L \_\_ 31-32 \_\_\_\_\_ home

**Chicago (Iowa trails, 3-9-2)**

10/27/1894 \_\_ T \_\_ 18-18 \_\_\_\_\_ away

10/10/1896 \_\_ L \_\_ 0-6 \_\_\_\_\_ away

10/08/1898 \_\_ L \_\_ 0-36 \_\_\_\_\_ away

10/07/1899 \_\_ T \_\_ 5-5 \_\_\_\_\_ away

11/02/1900 \_\_ W \_\_ 17-0 \_\_\_\_\_ away

10/15/1904 \_\_ L \_\_ 0-39 \_\_\_\_\_ away

10/07/1905 \_\_ L \_\_ 0-42 \_\_\_\_\_ away

10/19/1912 \_\_ L \_\_ 14-34 \_\_\_\_\_ away

10/22/1913 \_\_ L \_\_ 6-23 \_\_\_\_\_ away

10/17/1914 \_\_ L \_\_ 0-7 \_\_\_\_\_ away

11/15/1919 \_\_ L \_\_ 6-9 \_\_\_\_\_ away

10/23/1920 \_\_ L \_\_ 0-10 \_\_\_\_\_ away

10/13/1928 \_\_ W \_\_ 13-0 \_\_\_\_\_ away

10/15/1938 \_\_ W \_\_ 27-14 \_\_\_\_\_ away

**Cincinnati (Iowa leads, 1-0)**

9/15/1990 \_\_ W \_\_ 63-10 \_\_\_\_\_ home

**Coe (Iowa leads, 9-0)**

10/21/1892 \_\_ W \_\_ 48-0 \_\_\_\_\_ away

10/08/1893 \_\_ W \_\_ 56-0 \_\_\_\_\_ away

10/30/1901 \_\_ W \_\_ 11-0 \_\_\_\_\_ home

9/29/1903 \_\_ W \_\_ 16-0 \_\_\_\_\_ home

9/24/1904 \_\_ W \_\_ 17-0 \_\_\_\_\_ home

9/26/1905 \_\_ W \_\_ 27-0 \_\_\_\_\_ home

11/10/1906 \_\_ W \_\_ 15-12 \_\_\_\_\_ home

10/10/1908 \_\_ W \_\_ 92-0 \_\_\_\_\_ home

10/12/1918 \_\_ W \_\_ 27-0 \_\_\_\_\_ home

**Colgate (Series tied, 1-1)**

10/12/1935 \_\_ W \_\_ 12-6 \_\_\_\_\_ home

10/22/1938 \_\_ L \_\_ 0-14 \_\_\_\_\_ home

**Colorado (Iowa trails, 0-2)**

9/17/1988 \_\_ L \_\_ 21-24 \_\_\_\_\_ home

9/26/1992 \_\_ L \_\_ 12-28 (#10) \_\_\_\_\_ away

**Colorado Teachers (Iowa leads, 1-0)**

10/02/1926 \_\_ W \_\_ 24-0 \_\_\_\_\_ home

**Cornell (Iowa leads, 13-1)**

10/24/1891 \_\_ W \_\_ 64-6 \_\_\_\_\_ home

10/13/1894 \_\_ W \_\_ 60-0 \_\_\_\_\_ away

9/27/1903 \_\_ W \_\_ 6-0 \_\_\_\_\_ home

10/01/1904 \_\_ W \_\_ 88-0 \_\_\_\_\_ home

10/09/1909 \_\_ W \_\_ 3-0 \_\_\_\_\_ home

10/21/1911 \_\_ L \_\_ 0-3 \_\_\_\_\_ away

10/12/1912 \_\_ W \_\_ 31-0 \_\_\_\_\_ home

10/15/1913 \_\_ W \_\_ 76-0 \_\_\_\_\_ home

10/10/1914 \_\_ W \_\_ 49-0 \_\_\_\_\_ home

10/02/1915 \_\_ W \_\_ 33-0 \_\_\_\_\_ away

10/07/1916 \_\_ W \_\_ 31-6 \_\_\_\_\_ home

10/06/1917 \_\_ W \_\_ 22-13 \_\_\_\_\_ home

10/19/1918 \_\_ W \_\_ 34-0 \_\_\_\_\_ home

10/09/1920 \_\_ W \_\_ 63-0 \_\_\_\_\_ home

**Denver (Iowa leads, 1-0)**

10/29/1927 \_\_ W \_\_ 15-0 \_\_\_\_\_ home

**Denver Athletic Club (Iowa trails, 0-1)**

10/15/1893 \_\_ L \_\_ 0-58 \_\_\_\_\_ away

**Des Moines (Iowa leads, 1-0)**

11/11/1905 \_\_ W \_\_ 72-0 \_\_\_\_\_ home

**Des Moines YMCA (Iowa leads, 1-0)**

11/21/1896 \_\_ W \_\_ 34-0 \_\_\_\_\_ away

**Detroit (Iowa leads, 1-0)**

11/01/1930 \_\_ W \_\_ 7-3 \_\_\_\_\_ away

**Doane (Iowa trails, 0-1)**

10/12/1895 \_\_ L \_\_ 0-10 \_\_\_\_\_ home

**Drake (Iowa leads, 12-3)**

10/03/1896 \_\_ W \_\_ 32-0 \_\_\_\_\_ home

11/13/1897 \_\_ W \_\_ 16-0 \_\_\_\_\_ away

10/15/1898 \_\_ L \_\_ 5-18 \_\_\_\_\_ home

10/26/1900 \_\_ W \_\_ 26-0 \_\_\_\_\_ home

10/11/1901 \_\_ W \_\_ 6-5 \_\_\_\_\_ away

10/11/1902 \_\_ W \_\_ 12-0 \_\_\_\_\_ away

10/10/1903 \_\_ W \_\_ 22-6 \_\_\_\_\_ home

10/06/1904 \_\_ W \_\_ 17-0 \_\_\_\_\_ away

11/18/1905 \_\_ W \_\_ 44-0 \_\_\_\_\_ home

10/26/1907 \_\_ W \_\_ 25-4 \_\_\_\_\_ away

11/14/1908 \_\_ L \_\_ 6-12 \_\_\_\_\_ home

11/06/1909 \_\_ L \_\_ 14-17 \_\_\_\_\_ away

11/12/1910 \_\_ W \_\_ 21-0 \_\_\_\_\_ home

9/27/1941 \_\_ W \_\_ 25-8 \_\_\_\_\_ home

9/14/1985 \_\_ W \_\_ 58-0 \_\_\_\_\_ home

**Eastern Illinois (Iowa leads, 1-0)**

9/04/1910 \_\_ W \_\_ 37-7 \_\_\_\_\_ home

**Florida (Iowa trails, 3-1)**

12/30/1983 \_\_ L \_\_ 6-14 (#11) \_\_\_\_\_ Jacksonville, FL

1/1/2004 \_\_ W \_\_ 37-17 (#17) \_\_\_\_\_ Tampa, FL

1/2/2006 \_\_ L \_\_ 24-31 (#16) \_\_\_\_\_ Tampa, FL

1/2/2017 \_\_ L \_\_ 3-30 \_\_\_\_\_ Tampa, FL

**Florida International (Iowa leads, 1-0)**

9/06/2008 \_\_ W \_\_ 42-0 \_\_\_\_\_ home

**George Washington (Series tied, 1-1)**

10/31/1931 \_\_ W \_\_ 7-0 \_\_\_\_\_ home

10/28/1932 \_\_ L \_\_ 6-21 \_\_\_\_\_ away

**Georgia Tech (Iowa leads, 1-0)**

1/05/2010 \_\_\_ W \_\_\_ 24-14 (#9) \_\_\_\_\_ Miami, FL

**Great Lakes (Iowa trails, 0-4)**

 11/03/1917 \_\_\_ L \_\_\_ 14-23 \_\_\_\_\_ away  
 9/28/1918 \_\_\_ L \_\_\_ 0-10 \_\_\_\_\_ home  
 10/03/1942 \_\_\_ L \_\_\_ 0-25 \_\_\_\_\_ home  
 9/25/1943 \_\_\_ L \_\_\_ 7-21 \_\_\_\_\_ away

**Grinnell (Iowa leads, 11-5-1)**

 11/16/1889 \_\_\_ L \_\_\_ 0-24 \_\_\_\_\_ away  
 10/18/1890 \_\_\_ L \_\_\_ 6-11 \_\_\_\_\_ home  
 11/07/1891 \_\_\_ L \_\_\_ 4-6 \_\_\_\_\_ away  
 11/16/1892 \_\_\_ W \_\_\_ 18-12 \_\_\_\_\_ home  
 11/11/1893 \_\_\_ L \_\_\_ 14-36 \_\_\_\_\_ away  
 11/10/1894 \_\_\_ W \_\_\_ 6-0 \_\_\_\_\_ home  
 11/14/1896 \_\_\_ W \_\_\_ 15-6 \_\_\_\_\_ away  
 11/20/1897 \_\_\_ W \_\_\_ 16-12 \_\_\_\_\_ home  
 11/12/1898 \_\_\_ T \_\_\_ 5-5 \_\_\_\_\_ away  
 11/11/1899 \_\_\_ W \_\_\_ 16-0 \_\_\_\_\_ home  
 11/16/1900 \_\_\_ W \_\_\_ 63-2 \_\_\_\_\_ home  
 11/16/1901 \_\_\_ W \_\_\_ 17-11 \_\_\_\_\_ home  
 10/24/1903 \_\_\_ W \_\_\_ 17-0 \_\_\_\_\_ away  
 11/12/1904 \_\_\_ W \_\_\_ 69-0 \_\_\_\_\_ home  
 11/04/1905 \_\_\_ W \_\_\_ 46-0 \_\_\_\_\_ home  
 10/14/1916 \_\_\_ W \_\_\_ 17-7 \_\_\_\_\_ home  
 10/20/1917 \_\_\_ L \_\_\_ 0-10 \_\_\_\_\_ home

**Hawai'i (Iowa leads, 3-1)**

 10/20/1956 \_\_\_ W \_\_\_ 34-0 \_\_\_\_\_ home  
 12/01/1984 \_\_\_ W \_\_\_ 17-6 \_\_\_\_\_ away  
 9/03/1988 \_\_\_ L \_\_\_ 24-27 \_\_\_\_\_ away  
 9/07/1991 \_\_\_ W \_\_\_ 53-10 \_\_\_\_\_ home

**Idaho (Iowa leads 1-0)**

9/26/1964 \_\_\_ W \_\_\_ 34-24 \_\_\_\_\_ home

**Illinois (Iowa trails, 34-38-2)**

 11/30/1899 \_\_\_ W \_\_\_ 58-0 \_\_\_\_\_ away  
 11/09/1901 \_\_\_ L \_\_\_ 0-27 \_\_\_\_\_ home  
 11/27/1902 \_\_\_ L \_\_\_ 0-80 \_\_\_\_\_ away  
 11/21/1903 \_\_\_ W \_\_\_ 12-0 \_\_\_\_\_ home  
 11/19/1904 \_\_\_ L \_\_\_ 0-29 \_\_\_\_\_ away  
 11/09/1907 \_\_\_ W \_\_\_ 25-12 \_\_\_\_\_ home  
 11/07/1908 \_\_\_ L \_\_\_ 0-22 \_\_\_\_\_ away  
 10/26/1918 \_\_\_ L \_\_\_ 0-19 \_\_\_\_\_ home  
 10/18/1919 \_\_\_ L \_\_\_ 7-9 \_\_\_\_\_ away  
 10/23/1920 \_\_\_ L \_\_\_ 3-20 \_\_\_\_\_ away  
 10/15/1921 \_\_\_ W \_\_\_ 14-2 \_\_\_\_\_ home  
 10/21/1922 \_\_\_ W \_\_\_ 8-7 \_\_\_\_\_ away  
 10/20/1923 \_\_\_ L \_\_\_ 6-9 \_\_\_\_\_ home  
 11/01/1924 \_\_\_ L \_\_\_ 0-36 \_\_\_\_\_ away  
 10/17/1925 \_\_\_ W \_\_\_ 12-10 \_\_\_\_\_ home  
 10/16/1926 \_\_\_ L \_\_\_ 6-13 \_\_\_\_\_ away  
 11/05/1927 \_\_\_ L \_\_\_ 0-14 \_\_\_\_\_ home  
 10/20/1929 \_\_\_ T \_\_\_ 7-7 \_\_\_\_\_ home  
 10/26/1935 \_\_\_ W \_\_\_ 19-0 \_\_\_\_\_ away  
 10/17/1936 \_\_\_ T \_\_\_ 0-0 \_\_\_\_\_ home  
 11/23/1940 \_\_\_ W \_\_\_ 18-7 \_\_\_\_\_ home  
 11/08/1941 \_\_\_ W \_\_\_ 21-0 \_\_\_\_\_ away  
 10/17/1942 \_\_\_ L \_\_\_ 7-12 (#5) \_\_\_\_\_ home  
 11/06/1943 \_\_\_ L \_\_\_ 10-19 \_\_\_\_\_ home  
 10/14/1944 \_\_\_ L \_\_\_ 6-40 (#14) \_\_\_\_\_ away  
 11/10/1945 \_\_\_ L \_\_\_ 7-48 \_\_\_\_\_ away  
 11/02/1946 \_\_\_ L \_\_\_ 0-7 (#11) \_\_\_\_\_ home  
 10/04/1947 \_\_\_ L \_\_\_ 12-35 \_\_\_\_\_ home  
 11/06/1948 \_\_\_ L \_\_\_ 0-14 \_\_\_\_\_ away  
 10/08/1949 \_\_\_ L \_\_\_ 14-20 \_\_\_\_\_ home  
 11/11/1950 \_\_\_ L \_\_\_ 7-21 (#10) \_\_\_\_\_ home

 11/10/1951 \_\_\_ L \_\_\_ 13-40 (#2) \_\_\_\_\_ away  
 11/08/1952 \_\_\_ L \_\_\_ 13-33 \_\_\_\_\_ home  
 11/25/1967 \_\_\_ L \_\_\_ 19-21 \_\_\_\_\_ home  
 11/23/1968 \_\_\_ W \_\_\_ 37-13 \_\_\_\_\_ away  
 11/22/1969 \_\_\_ W \_\_\_ 40-0 \_\_\_\_\_ away  
 11/21/1970 \_\_\_ W \_\_\_ 22-16 \_\_\_\_\_ home  
 11/20/1971 \_\_\_ L \_\_\_ 0-31 \_\_\_\_\_ away  
 11/25/1972 \_\_\_ W \_\_\_ 15-14 \_\_\_\_\_ home  
 10/27/1973 \_\_\_ L \_\_\_ 0-50 \_\_\_\_\_ away  
 10/26/1974 \_\_\_ W \_\_\_ 14-12 \_\_\_\_\_ home  
 9/11/1975 \_\_\_ L \_\_\_ 12-27 \_\_\_\_\_ home  
 9/11/1976 \_\_\_ L \_\_\_ 6-24 \_\_\_\_\_ away  
 10/06/1979 \_\_\_ W \_\_\_ 13-7 \_\_\_\_\_ away  
 10/11/1980 \_\_\_ L \_\_\_ 14-20 \_\_\_\_\_ home  
 10/31/1981 \_\_\_ L \_\_\_ 7-24 \_\_\_\_\_ away  
 10/30/1982 \_\_\_ W \_\_\_ 14-13 \_\_\_\_\_ home  
 10/01/1983 \_\_\_ L \_\_\_ 0-33 \_\_\_\_\_ away  
 9/29/1984 \_\_\_ W \_\_\_ 21-16 \_\_\_\_\_ home  
 11/09/1985 \_\_\_ W \_\_\_ 59-0 \_\_\_\_\_ home  
 11/08/1986 \_\_\_ L \_\_\_ 16-20 \_\_\_\_\_ away  
 11/04/1989 \_\_\_ L \_\_\_ 7-31 (#8) \_\_\_\_\_ home  
 11/03/1990 \_\_\_ W \_\_\_ 54-28 (#5) \_\_\_\_\_ away  
 10/19/1991 \_\_\_ W \_\_\_ 24-21 (#13) \_\_\_\_\_ home  
 10/17/1992 \_\_\_ W \_\_\_ 24-14 \_\_\_\_\_ away  
 10/16/1993 \_\_\_ L \_\_\_ 3-49 \_\_\_\_\_ home  
 10/15/1994 \_\_\_ L \_\_\_ 7-47 \_\_\_\_\_ away  
 11/04/1995 \_\_\_ L \_\_\_ 7-26 \_\_\_\_\_ home  
 11/02/1996 \_\_\_ W \_\_\_ 31-21 \_\_\_\_\_ away  
 9/27/1997 \_\_\_ W \_\_\_ 38-10 \_\_\_\_\_ home  
 9/26/1998 \_\_\_ W \_\_\_ 37-14 \_\_\_\_\_ away  
 11/06/1999 \_\_\_ L \_\_\_ 24-40 \_\_\_\_\_ home  
 10/14/2000 \_\_\_ L \_\_\_ 0-31 \_\_\_\_\_ away  
 11/01/2003 \_\_\_ W \_\_\_ 41-10 \_\_\_\_\_ home  
 10/30/2004 \_\_\_ W \_\_\_ 23-13 \_\_\_\_\_ away  
 10/01/2005 \_\_\_ W \_\_\_ 35-7 \_\_\_\_\_ home  
 9/23/2006 \_\_\_ W \_\_\_ 24-7 \_\_\_\_\_ away  
 10/13/2007 \_\_\_ W \_\_\_ 10-6 (#18) \_\_\_\_\_ home  
 11/01/2008 \_\_\_ L \_\_\_ 24-27 \_\_\_\_\_ away  
 11/15/2014 \_\_\_ W \_\_\_ 30-14 \_\_\_\_\_ away  
 10/10/2015 \_\_\_ W \_\_\_ 29-20 \_\_\_\_\_ home  
 11/19/2016 \_\_\_ W \_\_\_ 28-0 \_\_\_\_\_ away  
 10/7/2017 \_\_\_ W \_\_\_ 45-16 \_\_\_\_\_ home  
 11/17/2018 \_\_\_ W \_\_\_ 63-0 \_\_\_\_\_ away  
 11/23/2019 \_\_\_ W \_\_\_ 19-10 \_\_\_\_\_ home

**Illinois State (Iowa leads, 1-0-0)**

9/5/2015 \_\_\_ W \_\_\_ 31-14 \_\_\_\_\_ home

**Indiana (Iowa leads, 45-28-4)**

 11/09/1912 \_\_\_ W \_\_\_ 13-6 \_\_\_\_\_ away  
 11/08/1913 \_\_\_ W \_\_\_ 60-0 \_\_\_\_\_ home  
 10/02/1920 \_\_\_ W \_\_\_ 17-7 \_\_\_\_\_ away  
 11/12/1921 \_\_\_ W \_\_\_ 41-0 \_\_\_\_\_ home  
 10/17/1931 \_\_\_ T \_\_\_ 0-0 \_\_\_\_\_ home  
 10/15/1932 \_\_\_ L \_\_\_ 0-12 \_\_\_\_\_ away  
 11/03/1934 \_\_\_ T \_\_\_ 0-0 \_\_\_\_\_ away  
 11/02/1935 \_\_\_ T \_\_\_ 6-6 \_\_\_\_\_ home  
 10/31/1936 \_\_\_ L \_\_\_ 6-13 \_\_\_\_\_ away  
 11/13/1937 \_\_\_ L \_\_\_ 0-3 (#17) \_\_\_\_\_ home  
 11/12/1938 \_\_\_ L \_\_\_ 3-7 \_\_\_\_\_ away  
 10/07/1939 \_\_\_ W \_\_\_ 32-29 \_\_\_\_\_ home  
 10/19/1940 \_\_\_ L \_\_\_ 6-10 \_\_\_\_\_ away  
 11/01/1941 \_\_\_ W \_\_\_ 13-7 \_\_\_\_\_ home  
 10/24/1942 \_\_\_ W \_\_\_ 14-13 \_\_\_\_\_ away  
 10/16/1943 \_\_\_ T \_\_\_ 7-7 \_\_\_\_\_ home  
 10/28/1944 \_\_\_ L \_\_\_ 0-32 (#17) \_\_\_\_\_ away  
 10/20/1945 \_\_\_ L \_\_\_ 20-52 (#8) \_\_\_\_\_ home  
 10/19/1946 \_\_\_ W \_\_\_ 13-0 (#18) \_\_\_\_\_ away  
 10/11/1947 \_\_\_ W \_\_\_ 27-14 \_\_\_\_\_ home

 10/02/1948 \_\_\_ L \_\_\_ 0-7 \_\_\_\_\_ away  
 10/15/1949 \_\_\_ W \_\_\_ 35-9 \_\_\_\_\_ home  
 10/07/1950 \_\_\_ L \_\_\_ 7-20 \_\_\_\_\_ away  
 10/04/1952 \_\_\_ L \_\_\_ 13-20 \_\_\_\_\_ away  
 10/24/1953 \_\_\_ W \_\_\_ 19-13 \_\_\_\_\_ home  
 10/23/1954 \_\_\_ W \_\_\_ 27-14 \_\_\_\_\_ away  
 10/08/1955 \_\_\_ W \_\_\_ 20-6 \_\_\_\_\_ home  
 9/29/1956 \_\_\_ W \_\_\_ 27-0 \_\_\_\_\_ away  
 10/12/1957 \_\_\_ W \_\_\_ 47-7 \_\_\_\_\_ away  
 10/11/1958 \_\_\_ W \_\_\_ 34-13 \_\_\_\_\_ home  
 10/14/1961 \_\_\_ W \_\_\_ 27-8 \_\_\_\_\_ home  
 10/13/1962 \_\_\_ W \_\_\_ 14-10 \_\_\_\_\_ away  
 10/12/1963 \_\_\_ W \_\_\_ 37-26 \_\_\_\_\_ home  
 10/10/1964 \_\_\_ W \_\_\_ 21-20 \_\_\_\_\_ away  
 10/30/1965 \_\_\_ L \_\_\_ 17-21 \_\_\_\_\_ away  
 10/29/1966 \_\_\_ W \_\_\_ 20-19 \_\_\_\_\_ home  
 10/14/1967 \_\_\_ L \_\_\_ 17-21 \_\_\_\_\_ away  
 10/12/1968 \_\_\_ L \_\_\_ 34-38 \_\_\_\_\_ home  
 11/08/1969 \_\_\_ W \_\_\_ 28-17 \_\_\_\_\_ away  
 11/07/1970 \_\_\_ W \_\_\_ 42-13 \_\_\_\_\_ home  
 11/13/1971 \_\_\_ L \_\_\_ 7-14 \_\_\_\_\_ home  
 11/18/1972 \_\_\_ L \_\_\_ 8-16 \_\_\_\_\_ away  
 10/18/1975 \_\_\_ W \_\_\_ 20-10 \_\_\_\_\_ away  
 10/16/1976 \_\_\_ L \_\_\_ 7-14 \_\_\_\_\_ home  
 11/05/1977 \_\_\_ L \_\_\_ 21-24 \_\_\_\_\_ home  
 11/11/1978 \_\_\_ L \_\_\_ 14-34 \_\_\_\_\_ away  
 9/08/1979 \_\_\_ L \_\_\_ 26-30 \_\_\_\_\_ home  
 9/13/1980 \_\_\_ W \_\_\_ 16-7 \_\_\_\_\_ away  
 10/10/1981 \_\_\_ W \_\_\_ 42-28 \_\_\_\_\_ home  
 10/09/1982 \_\_\_ W \_\_\_ 24-20 \_\_\_\_\_ away  
 10/29/1983 \_\_\_ W \_\_\_ 49-3 \_\_\_\_\_ home  
 10/27/1984 \_\_\_ W \_\_\_ 24-20 \_\_\_\_\_ away  
 10/31/1987 \_\_\_ W \_\_\_ 29-21 (#11) \_\_\_\_\_ home  
 10/29/1988 \_\_\_ L \_\_\_ 34-45 \_\_\_\_\_ away  
 11/09/1991 \_\_\_ W \_\_\_ 38-21 (#25) \_\_\_\_\_ home  
 11/07/1992 \_\_\_ W \_\_\_ 14-0 \_\_\_\_\_ away  
 10/09/1993 \_\_\_ L \_\_\_ 10-16 \_\_\_\_\_ away  
 10/08/1994 \_\_\_ L \_\_\_ 20-27 \_\_\_\_\_ home  
 10/14/1995 \_\_\_ W \_\_\_ 22-13 \_\_\_\_\_ home  
 10/12/1996 \_\_\_ W \_\_\_ 31-10 \_\_\_\_\_ away  
 10/25/1997 \_\_\_ W \_\_\_ 62-0 \_\_\_\_\_ home  
 10/17/1998 \_\_\_ L \_\_\_ 7-14 \_\_\_\_\_ away  
 10/23/1999 \_\_\_ L \_\_\_ 31-38 \_\_\_\_\_ home  
 9/30/2000 \_\_\_ L \_\_\_ 33-45 \_\_\_\_\_ away  
 10/20/2001 \_\_\_ W \_\_\_ 42-28 \_\_\_\_\_ home  
 10/19/2002 \_\_\_ W \_\_\_ 24-8 \_\_\_\_\_ away  
 10/15/2005 \_\_\_ W \_\_\_ 38-21 \_\_\_\_\_ home  
 10/14/2006 \_\_\_ L \_\_\_ 28-31 \_\_\_\_\_ away  
 9/29/2007 \_\_\_ L \_\_\_ 20-38 \_\_\_\_\_ home  
 10/11/2008 \_\_\_ W \_\_\_ 45-9 \_\_\_\_\_ away  
 10/31/2009 \_\_\_ W \_\_\_ 42-24 \_\_\_\_\_ home  
 11/06/2010 \_\_\_ W \_\_\_ 18-13 \_\_\_\_\_ away  
 10/22/2011 \_\_\_ W \_\_\_ 45-24 \_\_\_\_\_ home  
 11/03/2012 \_\_\_ L \_\_\_ 21-24 \_\_\_\_\_ away  
 10/11/2014 \_\_\_ W \_\_\_ 45-29 \_\_\_\_\_ home  
 11/07/2015 \_\_\_ W \_\_\_ 35-27 \_\_\_\_\_ away  
 10/13/2018 \_\_\_ W \_\_\_ 42-16 \_\_\_\_\_ away

**Iowa Preflight (Iowa trails, 0-2)**

 10/09/1943 \_\_\_ L \_\_\_ 0-25 \_\_\_\_\_ home  
 11/25/1944 \_\_\_ L \_\_\_ 6-30 \_\_\_\_\_ home

**Iowa State (Iowa leads, 45-22)**

|            |   |             |      |
|------------|---|-------------|------|
| 10/01/1894 | L | 8-16        | home |
| 10/26/1895 | L | 0-24        | home |
| 10/05/1897 | L | 0-6         | home |
| 10/28/1899 | W | 5-0         | home |
| 10/18/1901 | W | 12-0        | home |
| 11/01/1902 | W | 12-6        | home |
| 10/29/1904 | W | 10-6        | home |
| 11/24/1905 | W | 8-0         | away |
| 11/23/1906 | L | 0-2         | home |
| 11/24/1907 | L | 14-20       | away |
| 11/13/1909 | W | 16-0        | home |
| 11/05/1910 | W | 2-0         | away |
| 11/18/1911 | L | 0-9         | home |
| 11/16/1912 | W | 20-7        | away |
| 11/15/1913 | W | 45-7        | home |
| 11/14/1914 | W | 26-6        | away |
| 11/13/1915 | L | 0-16        | home |
| 11/18/1916 | W | 19-16       | away |
| 11/24/1917 | W | 6-3         | home |
| 11/09/1918 | W | 21-0        | home |
| 11/22/1919 | W | 10-0        | home |
| 11/20/1920 | W | 14-10       | away |
| 11/04/1933 | W | 27-7        | home |
| 10/20/1934 | L | 6-31        | away |
| 9/17/1977  | W | 12-10       | home |
| 9/23/1978  | L | 0-31 (#20)  | home |
| 9/29/1979  | W | 30-14       | home |
| 9/27/1980  | L | 7-10        | home |
| 9/19/1981  | L | 12-23       | away |
| 9/18/1982  | L | 7-19        | home |
| 9/10/1983  | W | 51-10       | away |
| 9/08/1984  | W | 59-21       | home |
| 9/28/1985  | W | 57-3        | away |
| 9/13/1986  | W | 43-7        | home |
| 9/19/1987  | W | 48-9        | away |
| 9/24/1988  | W | 10-3        | home |
| 9/23/1989  | W | 31-21       | away |
| 9/22/1990  | W | 45-35       | home |
| 9/14/1991  | W | 29-10       | away |
| 9/12/1992  | W | 21-7        | home |
| 9/11/1993  | W | 31-28       | away |
| 9/10/1994  | W | 37-9        | home |
| 9/16/1995  | W | 27-10       | away |
| 9/14/1996  | W | 38-13       | home |
| 9/20/1997  | W | 63-20       | away |
| 9/12/1998  | L | 9-27        | home |
| 9/11/1999  | L | 10-17       | away |
| 9/16/2000  | L | 14-24       | home |
| 11/24/2001 | L | 14-17       | away |
| 9/14/2002  | L | 31-36       | home |
| 9/13/2003  | W | 40-21       | away |
| 9/11/2004  | W | 17-10       | home |
| 9/10/2005  | L | 3-23        | away |
| 9/16/2006  | W | 27-17       | home |
| 9/15/2007  | L | 13-15       | away |
| 9/13/2008  | W | 17-5        | home |
| 9/12/2009  | W | 35-3        | away |
| 9/11/2010  | W | 35-7        | home |
| 9/10/2011  | L | 41-44 (3OT) | away |
| 9/08/2012  | L | 6-9         | home |
| 9/14/2013  | W | 27-21       | away |
| 9/13/2014  | L | 17-20       | home |
| 9/12/2015  | W | 31-17       | away |
| 9/10/2016  | W | 42-3        | home |
| 9/09/2017  | W | 44-41 (OT)  | away |
| 9/08/2018  | W | 13-3        | home |
| 9/14/2019  | W | 18-17       | away |

**Iowa Wesleyan (Iowa leads, 1-0)**

|            |   |      |      |
|------------|---|------|------|
| 11/01/1890 | W | 91-0 | away |
|------------|---|------|------|

**Kansas (Iowa trails, 4-6)**

|            |   |            |      |
|------------|---|------------|------|
| 12/05/1891 | W | 18-14      | away |
| 11/05/1892 | L | 4-24       | away |
| 11/04/1893 | L | 24-35      | away |
| 11/03/1894 | W | 14-12      | home |
| 11/02/1895 | L | 0-54       | away |
| 10/26/1896 | W | 6-0        | home |
| 10/30/1897 | L | 0-56       | away |
| 11/21/1908 | L | 5-10       | home |
| 11/20/1909 | L | 7-20       | away |
| 10/29/1960 | W | 21-7 (#19) | home |

**Kansas State (Iowa leads, 5-1)**

|            |   |           |                 |
|------------|---|-----------|-----------------|
| 9/29/1951  | W | 16-0      | home            |
| 9/24/1955  | W | 28-7      | home            |
| 10/31/1959 | W | 53-0      | home            |
| 9/26/1987  | W | 38-13     | home            |
| 9/10/1988  | W | 45-10     | away            |
| 8/26/2000  | L | 7-27 (#8) | Kansas City, MO |

**Kent State (Iowa leads, 2-0)**

|           |   |      |      |
|-----------|---|------|------|
| 9/01/2001 | W | 51-0 | home |
| 9/04/2004 | W | 39-7 | home |

**Knox (Iowa leads, 6-0-1)**

|            |   |       |      |
|------------|---|-------|------|
| 10/29/1892 | W | 44-0  | home |
| 10/01/1898 | T | 0-0   | away |
| 11/18/1899 | W | 33-0  | away |
| 11/02/1901 | W | 23-6  | home |
| 10/01/1921 | W | 52-14 | home |
| 10/07/1922 | W | 61-0  | home |
| 10/06/1923 | W | 44-3  | home |

**Lawrence (Iowa leads, 1-0)**

|            |   |      |      |
|------------|---|------|------|
| 10/18/1924 | W | 13-5 | home |
|------------|---|------|------|

**Louisiana Monroe (Iowa leads, 1-0)**

|           |   |       |      |
|-----------|---|-------|------|
| 9/24/2011 | W | 45-17 | home |
|-----------|---|-------|------|

**LSU (Series tied, 1-1)**

|           |   |             |             |
|-----------|---|-------------|-------------|
| 1/01/2005 | W | 30-25 (#12) | Orlando, FL |
| 1/01/2014 | L | 14-21 (#14) | Tampa, FL   |

**Luther (Iowa leads, 1-0)**

|            |   |      |      |
|------------|---|------|------|
| 10/22/1893 | W | 32-0 | home |
|------------|---|------|------|

**Maine (Iowa leads, 1-0)**

|           |   |      |      |
|-----------|---|------|------|
| 8/30/2008 | W | 46-3 | home |
|-----------|---|------|------|

**Marquette (Series tied, 1-1)**

|            |   |       |      |
|------------|---|-------|------|
| 11/08/1930 | L | 0-7   | away |
| 9/25/1948  | W | 14-12 | home |

**Maryland (Iowa leads, 2-1)**

|            |   |       |      |
|------------|---|-------|------|
| 10/18/2014 | L | 31-38 | away |
| 10/31/2015 | W | 31-15 | home |
| 10/20/2018 | W | 23-0  | home |

**Miami, Ohio (Iowa leads 5-0)**

|           |   |       |      |
|-----------|---|-------|------|
| 9/08/2001 | W | 44-19 | home |
| 9/07/2002 | W | 29-24 | away |
| 8/30/2003 | W | 21-3  | home |
| 9/3/2016  | W | 45-21 | home |
| 8/31/2019 | W | 38-14 | home |

**Miami, FL (Iowa trails, 0-4)**

|            |   |             |      |
|------------|---|-------------|------|
| 11/24/1950 | L | 6-14 (#14)  | away |
| 11/18/1966 | L | 0-44        | away |
| 9/29/1990  | L | 21-48 (#10) | away |
| 9/05/1992  | L | 7-24 (#1)   | home |

**Michigan (Iowa trails, 15-42-4)**

|            |   |             |      |
|------------|---|-------------|------|
| 11/10/1900 | W | 28-5        | away |
| 11/28/1901 | L | 0-50        | away |
| 11/08/1902 | L | 0-107       | away |
| 11/03/1923 | L | 3-9         | home |
| 11/01/1924 | W | 9-2         | away |
| 11/22/1928 | L | 7-10        | away |
| 11/23/1929 | T | 0-0         | away |
| 11/11/1933 | L | 6-10        | away |
| 10/23/1937 | L | 6-7         | home |
| 10/14/1939 | L | 7-27        | away |
| 10/04/1941 | L | 0-6         | away |
| 11/28/1942 | L | 14-28 (#9)  | away |
| 10/05/1946 | L | 7-14        | away |
| 10/20/1951 | L | 0-21        | home |
| 10/10/1953 | L | 13-14 (#5)  | away |
| 10/09/1954 | L | 13-14 (#11) | away |
| 10/29/1955 | L | 21-33 (#3)  | away |
| 11/03/1956 | L | 14-17 (#17) | home |
| 11/02/1957 | T | 21-21 (#12) | away |
| 11/01/1958 | W | 37-14       | away |
| 11/18/1961 | L | 14-23       | away |
| 11/17/1962 | W | 28-14       | home |
| 11/16/1963 | T | 21-21       | away |
| 11/14/1964 | L | 20-34 (#6)  | home |
| 11/15/1969 | L | 6-51 (#14)  | home |
| 11/14/1970 | L | 0-55 (#5)   | away |
| 11/06/1971 | L | 7-63 (#3)   | away |
| 11/11/1972 | L | 0-31 (#4)   | home |
| 9/15/1973  | L | 7-31 (#5)   | home |
| 9/14/1974  | L | 7-24 (#6)   | away |
| 10/29/1977 | L | 6-23 (#6)   | away |
| 11/04/1978 | L | 0-34 (#8)   | home |
| 10/17/1981 | W | 9-7 (#5)    | away |
| 10/16/1982 | L | 7-29        | home |
| 10/22/1983 | L | 13-16 (#10) | away |
| 10/20/1984 | W | 26-0        | home |
| 10/19/1985 | W | 12-10 (#2)  | home |
| 10/18/1986 | L | 17-20 (#4)  | away |
| 10/17/1987 | L | 10-37       | away |
| 10/15/1988 | T | 17-17 (#15) | home |
| 10/21/1989 | L | 12-26 (#5)  | home |
| 10/20/1990 | W | 24-23 (#10) | away |
| 10/05/1991 | L | 24-43 (#7)  | home |
| 10/03/1992 | L | 28-52 (#4)  | away |
| 10/02/1993 | L | 7-24 (#8)   | away |
| 10/01/1994 | L | 14-29 (#7)  | home |
| 10/18/1997 | L | 24-28 (#5)  | away |
| 10/03/1998 | L | 9-12 (#25)  | home |
| 10/27/2001 | L | 26-32 (#8)  | home |
| 10/26/2002 | W | 34-9 (#8)   | away |
| 10/04/2003 | W | 30-27 (#9)  | home |
| 9/25/2004  | L | 17-30 (#18) | away |
| 10/22/2005 | L | 20-23 (OT)  | home |
| 10/21/2006 | L | 6-20 (#2)   | away |
| 10/10/2009 | W | 30-28       | home |
| 10/16/2010 | W | 38-28       | away |
| 11/05/2011 | W | 24-16 (#13) | home |
| 11/17/2012 | L | 17-42 (#23) | away |
| 11/23/2013 | W | 24-21       | home |
| 11/12/2016 | W | 14-13 (#2)  | home |
| 10/5/2019  | L | 3-10 (#19)  | away |



**Michigan State (Iowa leads, 23-22-2)**

|            |   |                             |      |
|------------|---|-----------------------------|------|
| 9/26/1953  | L | 7-21 (#2)                   | home |
| 9/25/1954  | W | 14-10 (#7)                  | home |
| 10/10/1959 | W | 37-8                        | home |
| 10/08/1960 | W | 27-15 (#13)                 | away |
| 11/06/1965 | L | 0-35 (#1)                   | home |
| 11/05/1966 | L | 7-56 (#2)                   | away |
| 10/25/1969 | W | 19-18                       | home |
| 10/24/1970 | L | 0-37                        | away |
| 10/23/1971 | L | 3-34                        | away |
| 10/28/1972 | T | 6-6                         | home |
| 11/24/1973 | L | 6-15                        | home |
| 11/23/1974 | L | 21-60 (#14)                 | away |
| 11/22/1975 | L | 23-27                       | home |
| 11/20/1976 | W | 30-17                       | away |
| 11/19/1977 | L | 16-22                       | home |
| 11/25/1978 | L | 7-42 (#14)                  | away |
| 11/17/1979 | W | 33-23                       | home |
| 11/22/1980 | W | 41-0                        | away |
| 11/21/1981 | W | 36-7                        | home |
| 11/20/1982 | W | 24-18                       | away |
| 11/12/1983 | W | 12-6                        | away |
| 11/10/1984 | L | 16-17                       | home |
| 10/05/1985 | W | 35-31                       | home |
| 10/04/1986 | W | 24-21 (#17)                 | away |
| 10/03/1987 | L | 14-19                       | home |
| 10/01/1988 | T | 10-10                       | away |
| 10/07/1989 | L | 14-17 (#24)                 | home |
| 10/06/1990 | W | 12-7 (#18)                  | away |
| 10/23/1993 | L | 10-24 (#24)                 | away |
| 10/22/1994 | W | 19-14                       | home |
| 10/07/1995 | W | 21-7                        | away |
| 10/05/1996 | W | 37-30                       | home |
| 10/02/1999 | L | 3-49 (#14)                  | away |
| 10/07/2000 | W | 21-16                       | home |
| 10/13/2001 | L | 28-31                       | away |
| 10/12/2002 | W | 44-16                       | home |
| 9/27/2003  | L | 10-20                       | away |
| 10/02/2004 | W | 38-16                       | home |
| 10/27/2007 | W | 34-27 (2 OT)                | home |
| 10/04/2008 | L | 13-16                       | away |
| 10/24/2009 | W | 15-13                       | away |
| 10/30/2010 | W | 37-6 (#5)                   | home |
| 11/12/2011 | L | 21-37 (#13)                 | home |
| 10/13/2012 | W | 19-16 (2 OT)                | away |
| 10/05/2013 | L | 14-26                       | home |
| 12/5/2015  | L | 13-16 (#5) Indianapolis, IN |      |
| 9/30/2017  | L | 10-17                       | away |

**Middle Tennessee (Iowa leads, 1-0)**

|           |   |      |      |
|-----------|---|------|------|
| 9/28/2019 | W | 48-3 | home |
|-----------|---|------|------|

**Minnesota (Iowa trails, 49-62-2)**

|            |   |       |      |
|------------|---|-------|------|
| 11/02/1891 | L | 4-42  | home |
| 10/26/1901 | L | 0-16  | away |
| 10/25/1902 | L | 0-34  | home |
| 10/17/1903 | L | 0-75  | away |
| 11/24/1904 | L | 0-11  | home |
| 10/21/1905 | L | 0-39  | away |
| 10/02/1909 | L | 0-41  | away |
| 10/28/1911 | L | 6-24  | away |
| 10/26/1912 | L | 7-56  | away |
| 10/24/1914 | L | 0-7   | home |
| 10/23/1915 | L | 13-51 | away |
| 11/04/1916 | L | 0-67  | away |
| 11/02/1918 | W | 6-0   | home |
| 10/25/1919 | W | 9-6   | away |
| 11/13/1920 | W | 28-7  | home |

|            |   |             |      |
|------------|---|-------------|------|
| 11/05/1921 | W | 41-7        | away |
| 11/11/1922 | W | 28-14       | home |
| 11/17/1923 | L | 7-20        | away |
| 10/25/1924 | W | 13-0        | home |
| 11/14/1925 | L | 0-33        | away |
| 11/06/1926 | L | 0-41        | home |
| 10/22/1927 | L | 0-38        | away |
| 10/24/1928 | W | 7-6         | home |
| 11/09/1929 | W | 9-7         | home |
| 10/24/1931 | L | 0-34        | away |
| 10/22/1932 | L | 6-21        | home |
| 10/28/1933 | L | 7-19        | away |
| 10/28/1934 | L | 12-48       | home |
| 11/09/1935 | L | 6-13        | home |
| 11/07/1936 | L | 0-52 (#2)   | away |
| 11/06/1937 | L | 10-35 (#14) | home |
| 11/05/1938 | L | 0-28 (#12)  | away |
| 11/18/1939 | W | 13-9 (#20)  | home |
| 10/26/1940 | L | 6-34 (#6)   | away |
| 11/15/1941 | L | 13-34 (#1)  | home |
| 11/14/1942 | L | 7-27 (#16)  | away |
| 11/13/1943 | L | 14-33       | away |
| 11/18/1944 | L | 0-46        | home |
| 11/17/1945 | W | 20-19       | home |
| 11/16/1946 | L | 6-16        | away |
| 11/15/1947 | W | 13-7 (#20)  | home |
| 11/13/1948 | L | 21-28 (#14) | home |
| 11/05/1949 | L | 7-55        | away |
| 11/04/1950 | W | 13-0        | away |
| 11/13/1951 | T | 20-20       | home |
| 11/11/1952 | L | 7-17        | away |
| 11/14/1953 | W | 27-0 (#15)  | home |
| 11/13/1954 | L | 20-22 (#13) | away |
| 11/05/1955 | W | 26-0        | home |
| 11/10/1956 | W | 7-0 (#6)    | away |
| 11/09/1957 | W | 44-20       | home |
| 11/08/1958 | W | 28-6        | away |
| 11/07/1959 | W | 33-0        | home |
| 11/05/1960 | L | 10-27 (#3)  | away |
| 11/11/1961 | L | 9-16 (#5)   | home |
| 11/10/1962 | L | 0-10 (#10)  | away |
| 11/09/1963 | W | 27-13       | home |
| 11/07/1964 | L | 13-14       | away |
| 10/16/1965 | L | 3-14        | home |
| 10/15/1966 | L | 0-17        | away |
| 11/04/1967 | L | 0-10        | home |
| 11/02/1968 | W | 35-28       | away |
| 11/01/1969 | L | 8-35        | home |
| 10/31/1970 | T | 14-14       | away |
| 10/16/1971 | L | 14-19       | home |
| 10/21/1972 | L | 14-43       | away |
| 10/20/1973 | L | 23-31       | home |
| 10/19/1974 | L | 17-23       | away |
| 10/25/1975 | L | 7-31        | home |
| 10/23/1976 | W | 22-12       | away |
| 10/08/1977 | W | 18-6        | home |
| 10/14/1978 | L | 20-22       | away |
| 10/20/1979 | L | 7-24        | home |
| 10/25/1980 | L | 6-24        | away |
| 10/24/1981 | L | 10-12       | home |
| 10/23/1982 | W | 21-16       | away |
| 10/19/1983 | W | 61-10       | home |
| 11/17/1984 | L | 17-23       | away |
| 11/23/1985 | W | 31-9        | home |
| 11/22/1986 | W | 30-27       | away |
| 11/21/1987 | W | 34-20       | home |
| 11/19/1988 | W | 31-22       | away |
| 11/25/1989 | L | 7-43        | home |

|            |   |             |      |
|------------|---|-------------|------|
| 11/24/1990 | L | 24-31       | away |
| 11/23/1991 | W | 23-8        | home |
| 11/21/1992 | L | 13-28       | away |
| 11/20/1993 | W | 21-3        | home |
| 11/19/1994 | W | 49-42       | away |
| 11/25/1995 | W | 45-3        | home |
| 11/23/1996 | W | 43-24       | away |
| 11/22/1997 | W | 31-0        | home |
| 11/21/1998 | L | 7-49        | away |
| 11/20/1999 | L | 21-25 (#17) | home |
| 11/18/2000 | L | 24-27       | away |
| 11/17/2001 | W | 42-24       | home |
| 11/16/2002 | W | 45-21       | away |
| 11/15/2003 | W | 40-22 (#19) | home |
| 11/13/2004 | W | 29-27       | away |
| 11/19/2005 | W | 52-28       | home |
| 11/18/2006 | L | 24-34       | away |
| 11/10/2007 | W | 21-16       | home |
| 11/22/2008 | W | 55-0        | away |
| 11/21/2009 | W | 12-0        | home |
| 11/27/2010 | L | 24-27       | away |
| 10/29/2011 | L | 21-22       | away |
| 9/29/2012  | W | 31-13       | home |
| 9/28/2013  | W | 23-7        | away |
| 11/08/2014 | L | 14-51       | away |
| 11/14/2015 | W | 40-35       | home |
| 10/8/2016  | W | 14-7        | away |
| 10/28/2017 | W | 17-10       | home |
| 10/06/2018 | W | 48-31       | away |
| 11/16/2019 | W | 23-19 (#8)  | home |

**Mississippi State (Iowa leads, 1-0)**

|           |   |             |             |
|-----------|---|-------------|-------------|
| 1/01/2018 | W | 27-22 (#18) | Tampa, Fla. |
|-----------|---|-------------|-------------|

**Missouri (Iowa trails, 6-7)**

|            |   |             |           |
|------------|---|-------------|-----------|
| 11/09/1892 | L | 0-22        | away      |
| 11/18/1893 | W | 34-12       | home      |
| 11/19/1894 | L | 6-32        | away      |
| 11/18/1895 | L | 0-34        | away      |
| 11/09/1896 | W | 12-0        | away      |
| 11/20/1902 | L | 0-6         | away      |
| 11/14/1903 | W | 16-0        | away      |
| 10/27/1906 | W | 24-4        | home      |
| 10/19/1907 | W | 21-6        | home      |
| 10/17/1908 | L | 5-10        | away      |
| 10/30/1909 | L | 12-13       | home      |
| 10/15/1910 | L | 0-5         | away      |
| 12/28/2010 | W | 27-24 (#14) | Tempe, AZ |

**Missouri State (Iowa leads, 1-0)**

|           |   |       |      |
|-----------|---|-------|------|
| 9/07/2013 | W | 28-14 | home |
|-----------|---|-------|------|

**Monmouth (Iowa leads, 4-0)**

|            |   |      |      |
|------------|---|------|------|
| 9/30/1905  | W | 40-0 | home |
| 10/01/1927 | W | 32-6 | home |
| 10/07/1928 | W | 26-0 | home |
| 10/06/1929 | W | 46-0 | home |

**Montana (Iowa leads, 1-0)**

|            |   |      |      |
|------------|---|------|------|
| 10/02/1954 | W | 48-6 | home |
| 9/02/2006  | W | 41-7 | home |

**Morningside (Iowa leads, 4-0)**

|            |   |      |      |
|------------|---|------|------|
| 10/24/1908 | W | 16-0 | away |
| 10/02/1910 | W | 12-0 | home |
| 10/14/1911 | W | 11-5 | away |
| 10/09/1915 | W | 17-6 | away |

**Nebraska (Iowa trails, 18-29-3)**

|            |   |             |                    |
|------------|---|-------------|--------------------|
| 11/25/1891 | W | 22-0        | Omaha, NE          |
| 11/24/1892 | T | 10-10       | Omaha, NE          |
| 11/25/1893 | L | 18-20       | Omaha, NE          |
| 11/29/1894 | L | 0-36        | Omaha, NE          |
| 11/19/1895 | L | 0-6         | Omaha, NE          |
| 11/26/1896 | T | 0-0         | Omaha, NE          |
| 11/28/1896 | W | 6-0         | Omaha, NE          |
| 11/25/1897 | L | 0-6         | Council Bluffs, IA |
| 11/24/1898 | W | 6-5         | Council Bluffs, IA |
| 11/04/1899 | W | 30-0        | Omaha, NE          |
| 10/31/1903 | L | 6-17        | home               |
| 11/05/1904 | L | 6-17        | away               |
| 10/31/1908 | L | 8-11        | home               |
| 10/23/1909 | T | 6-6         | away               |
| 11/22/1913 | L | 0-12        | away               |
| 11/21/1914 | L | 7-16        | home               |
| 11/20/1915 | L | 7-52        | away               |
| 11/25/1916 | L | 17-34       | home               |
| 10/13/1917 | L | 0-47        | away               |
| 10/05/1918 | W | 12-0        | away               |
| 10/04/1919 | W | 18-0        | home               |
| 11/22/1930 | W | 12-7        | home               |
| 11/07/1931 | L | 0-7         | away               |
| 11/05/1932 | L | 13-14       | home               |
| 11/25/1933 | L | 6-7         | away               |
| 10/14/1934 | L | 13-14       | away               |
| 11/20/1937 | L | 0-28 (#11)  | away               |
| 11/19/1938 | L | 0-14        | home               |
| 11/09/1940 | L | 6-14 (#12)  | away               |
| 11/22/1941 | L | 13-14       | away               |
| 9/26/1942  | W | 27-0        | home               |
| 11/20/1943 | W | 33-13       | away               |
| 11/04/1944 | W | 27-6        | home               |
| 11/24/1945 | L | 6-13        | away               |
| 10/12/1946 | W | 21-7        | home               |
| 9/22/1979  | L | 21-24 (#7)  | home               |
| 9/20/1980  | L | 0-57 (#6)   | away               |
| 9/12/1981  | W | 10-7 (#7)   | home               |
| 9/11/1982  | L | 7-42 (#3)   | away               |
| 9/04/1999  | L | 7-42 (#5)   | home               |
| 9/23/2000  | L | 13-42 (#1)  | away               |
| 11/25/2011 | L | 7-20 (#22)  | away               |
| 11/23/2912 | L | 7-13 (#17)  | home               |
| 11/29/2013 | W | 38-17       | away               |
| 11/28/2014 | L | 34-37 (OT)  | home               |
| 11/27/2015 | W | 28-20       | away               |
| 11/25/2016 | W | 40-10 (#15) | home               |
| 11/24/2017 | W | 56-14       | away               |
| 11/23/2018 | W | 31-28       | home               |
| 11/29/2019 | W | 27-24       | away               |

**New Mexico State (Iowa leads, 1-0)**

|           |   |       |      |
|-----------|---|-------|------|
| 9/30/1995 | W | 59-21 | home |
|-----------|---|-------|------|

**North Carolina State (Iowa trails, 0-3)**

|            |   |       |                   |
|------------|---|-------|-------------------|
| 11/20/1965 | L | 20-28 | home              |
| 12/31/1988 | L | 23-28 | Atlanta, GA       |
| 8/29/1992  | L | 14-24 | E. Rutherford, NJ |

**North Dakota (Iowa leads, 1-0)**

|            |   |      |      |
|------------|---|------|------|
| 10/09/1926 | W | 40-7 | home |
|------------|---|------|------|

**North Dakota State (Iowa leads, 2-1)**

|           |   |       |      |
|-----------|---|-------|------|
| 9/21/1946 | W | 39-0  | home |
| 9/20/1947 | W | 59-0  | home |
| 9/17/2016 | L | 21-23 | home |

**North Texas (Iowa leads, 2-0)**

|           |   |       |      |
|-----------|---|-------|------|
| 9/26/2015 | W | 62-16 | home |
| 9/16/2017 | W | 31-14 | home |

**Northern Illinois (Iowa leads, 9-1)**

|            |   |       |             |
|------------|---|-------|-------------|
| 9/21/1985  | W | 48-20 | home        |
| 9/20/1986  | W | 57-3  | home        |
| 9/28/1991  | W | 58-7  | home        |
| 11/06/1993 | W | 54-20 | home        |
| 9/18/1999  | W | 24-0  | home        |
| 10/28/2006 | W | 24-14 | home        |
| 9/01/2007  | W | 16-3  | Chicago, IL |
| 9/01/2012  | W | 18-17 | Chicago, IL |
| 8/31/2013  | L | 27-30 | home        |
| 9/01/2018  | W | 33-7  | home        |

**Northern Iowa (Iowa leads, 17-1)**

|            |   |       |      |
|------------|---|-------|------|
| 11/05/1898 | L | 5-11  | away |
| 9/23/1899  | W | 22-0  | home |
| 10/06/1900 | W | 69-0  | home |
| 10/05/1901 | W | 16-0  | home |
| 10/04/1902 | W | 26-5  | home |
| 10/03/1903 | W | 29-0  | home |
| 10/22/1904 | W | 11-5  | home |
| 10/28/1905 | W | 41-5  | home |
| 10/07/1912 | W | 35-7  | home |
| 10/08/1913 | W | 45-3  | home |
| 10/03/1914 | W | 95-0  | home |
| 9/09/1995  | W | 34-13 | home |
| 9/06/1997  | W | 66-0  | home |
| 9/17/2005  | W | 45-21 | home |
| 9/05/2009  | W | 17-16 | home |
| 9/15/2012  | W | 27-16 | home |
| 8/30/2014  | W | 31-23 | home |
| 9/15/2018  | W | 38-14 | home |

**Northwestern (Iowa leads, 51-27-3)**

|            |   |             |      |
|------------|---|-------------|------|
| 10/16/1897 | W | 12-6        | away |
| 11/23/1900 | T | 5-5         | away |
| 10/08/1910 | L | 5-10        | away |
| 11/25/1911 | W | 6-0         | home |
| 10/29/1913 | W | 78-6        | away |
| 11/07/1914 | W | 27-0        | away |
| 10/16/1915 | W | 9-6         | home |
| 11/11/1916 | L | 13-20       | away |
| 11/17/1917 | L | 14-25       | away |
| 11/16/1918 | W | 23-7        | home |
| 11/08/1919 | W | 14-7        | away |
| 11/06/1920 | W | 20-0        | home |
| 11/19/1921 | W | 14-0        | away |
| 11/25/1922 | W | 37-3        | home |
| 11/24/1923 | W | 17-14       | away |
| 11/20/1926 | L | 6-13        | home |
| 11/29/1927 | L | 0-12        | away |
| 11/21/1931 | L | 0-19        | home |
| 11/19/1932 | L | 6-44        | away |
| 10/07/1933 | W | 7-0         | away |
| 10/06/1934 | W | 20-7        | away |
| 11/23/1935 | T | 0-0         | away |
| 10/03/1936 | L | 7-18        | away |
| 11/25/1939 | T | 7-7         | away |
| 10/22/1949 | W | 28-21 (#13) | home |
| 11/15/1952 | W | 39-14       | away |
| 10/26/1957 | W | 6-0         | away |
| 10/25/1958 | W | 26-20       | home |
| 10/03/1959 | L | 10-14 (#2)  | home |
| 10/01/1960 | W | 42-0 (#6)   | away |
| 10/23/1965 | L | 0-9         | away |
| 10/22/1966 | L | 15-24       | home |

|            |   |             |      |
|------------|---|-------------|------|
| 11/11/1967 | L | 24-39       | away |
| 11/09/1968 | W | 68-34       | home |
| 10/09/1971 | L | 3-28        | home |
| 10/14/1972 | W | 23-12       | away |
| 10/13/1973 | L | 15-31       | away |
| 10/12/1974 | W | 35-10       | home |
| 11/01/1975 | W | 24-21       | away |
| 10/30/1976 | W | 13-10       | home |
| 9/10/1977  | W | 24-0        | home |
| 9/16/1978  | W | 20-3        | home |
| 10/13/1979 | W | 58-6        | away |
| 10/18/1980 | W | 25-3        | home |
| 10/03/1981 | W | 64-0        | away |
| 10/02/1982 | W | 45-7        | home |
| 10/08/1983 | W | 61-21       | home |
| 10/06/1984 | W | 31-3        | away |
| 10/26/1985 | W | 49-10       | away |
| 10/25/1986 | W | 27-20       | home |
| 11/07/1987 | W | 52-24       | away |
| 11/05/1988 | W | 35-10       | home |
| 10/28/1989 | W | 35-22       | away |
| 10/27/1990 | W | 56-14       | home |
| 11/16/1991 | W | 24-10       | away |
| 11/14/1992 | W | 56-14       | home |
| 11/13/1993 | W | 23-19       | away |
| 11/12/1994 | W | 49-13       | home |
| 11/11/1995 | L | 20-31 (#14) | away |
| 11/09/1996 | L | 13-40 (#18) | home |
| 11/15/1997 | L | 14-15       | away |
| 10/10/1998 | W | 26-24       | home |
| 10/16/1999 | L | 21-23       | away |
| 11/11/2000 | W | 27-17 (#12) | home |
| 11/10/2001 | W | 59-16       | away |
| 11/09/2002 | W | 62-10       | home |
| 11/05/2005 | L | 27-28       | away |
| 11/04/2006 | L | 7-21        | home |
| 11/03/2007 | W | 28-17       | away |
| 9/27/2008  | L | 17-22       | home |
| 11/07/2009 | L | 10-17       | home |
| 11/13/2010 | L | 17-21       | away |
| 10/15/2011 | W | 41-31       | home |
| 10/27/2012 | L | 17-28       | away |
| 10/26/2013 | W | 17-10 (OT)  | home |
| 11/01/2014 | W | 48-7        | home |
| 10/17/2015 | W | 40-10 (#20) | away |
| 10/1/2016  | L | 31-38       | home |
| 10/21/2017 | L | 10-17 (OT)  | away |
| 11/10/2018 | L | 10-14       | home |
| 10/26/2019 | W | 20-0        | away |

**Notre Dame (Iowa trails, 8-13-3)**

|            |   |             |      |
|------------|---|-------------|------|
| 10/08/1921 | W | 10-7        | home |
| 11/11/1939 | W | 7-6 (#3)    | home |
| 11/16/1940 | W | 7-0 (#7)    | away |
| 10/27/1945 | L | 0-56 (#2)   | away |
| 10/26/1946 | L | 6-41 (#2)   | home |
| 10/25/1947 | L | 0-21 (#2)   | away |
| 10/23/1948 | L | 12-27 (#2)  | home |
| 11/19/1949 | L | 7-28 (#1)   | away |
| 11/18/1950 | T | 14-14       | home |
| 11/24/1951 | T | 20-20       | away |
| 11/22/1952 | L | 0-27 (#9)   | home |
| 11/21/1953 | T | 14-14 (#1)  | away |
| 11/20/1954 | L | 18-34 (#4)  | home |
| 11/19/1955 | L | 14-17 (#4)  | away |
| 11/24/1956 | W | 48-8        | home |
| 11/23/1957 | W | 21-13 (#9)  | away |
| 11/22/1958 | W | 31-21 (#15) | home |
| 11/21/1959 | L | 19-20       | home |

11/19/1960 \_ W \_ 28-0 \_\_\_\_\_ away  
 11/25/1961 \_ W \_ 42-21 \_\_\_\_\_ home  
 11/24/1962 \_ L \_ 12-35 \_\_\_\_\_ away  
 11/21/1964 \_ L \_ 0-28 (#1) \_\_\_\_\_ away  
 10/07/1967 \_ L \_ 6-56 (#6) \_\_\_\_\_ away  
 10/05/1968 \_ L \_ 28-51 (#5) \_\_\_\_\_ home

**Ohio State (Iowa trails, 15-46-3)**

11/18/1922 \_ W \_ 12-9 \_\_\_\_\_ away  
 11/27/1923 \_ W \_ 20-0 \_\_\_\_\_ away  
 10/14/1924 \_ T \_ 0-0 \_\_\_\_\_ home  
 10/24/1925 \_ W \_ 15-0 \_\_\_\_\_ away  
 10/23/1926 \_ L \_ 6-23 \_\_\_\_\_ home  
 10/08/1927 \_ L \_ 6-13 \_\_\_\_\_ away  
 11/10/1928 \_ W \_ 14-7 \_\_\_\_\_ away  
 10/13/1929 \_ L \_ 6-7 \_\_\_\_\_ away  
 11/24/1934 \_ L \_ 7-40 \_\_\_\_\_ away  
 10/07/1944 \_ L \_ 0-34 \_\_\_\_\_ away  
 10/06/1945 \_ L \_ 0-42 \_\_\_\_\_ away  
 10/18/1947 \_ T \_ 13-13 \_\_\_\_\_ away  
 10/09/1948 \_ W \_ 14-7 (#11) \_\_\_\_\_ away  
 10/28/1950 \_ L \_ 21-83 (#6) \_\_\_\_\_ away  
 10/27/1951 \_ L \_ 21-47 \_\_\_\_\_ away  
 10/25/1952 \_ W \_ 8-0 (#14) \_\_\_\_\_ home  
 10/16/1954 \_ L \_ 14-20 (#4) \_\_\_\_\_ away  
 11/12/1955 \_ L \_ 10-20 (#10) \_\_\_\_\_ away  
 11/17/1956 \_ W \_ 6-0 (#6) \_\_\_\_\_ home  
 11/16/1957 \_ L \_ 13-17 (#6) \_\_\_\_\_ away  
 11/15/1958 \_ L \_ 28-38 (#16) \_\_\_\_\_ home  
 11/14/1959 \_ W \_ 16-7 \_\_\_\_\_ away  
 11/12/1960 \_ W \_ 35-12 (#3) \_\_\_\_\_ home  
 11/04/1961 \_ L \_ 13-29 (#5) \_\_\_\_\_ away  
 11/03/1962 \_ W \_ 28-14 \_\_\_\_\_ home  
 11/02/1963 \_ L \_ 3-7 (#9) \_\_\_\_\_ away  
 10/31/1964 \_ L \_ 19-21 (#1) \_\_\_\_\_ home  
 11/13/1965 \_ L \_ 0-38 \_\_\_\_\_ away  
 11/12/1966 \_ L \_ 10-14 \_\_\_\_\_ home  
 11/18/1967 \_ L \_ 10-21 \_\_\_\_\_ away  
 11/16/1968 \_ L \_ 27-33 (#2) \_\_\_\_\_ home  
 9/11/1971 \_ L \_ 21-52 (#11) \_\_\_\_\_ away  
 9/16/1972 \_ L \_ 0-21 (#3) \_\_\_\_\_ away  
 11/17/1973 \_ L \_ 13-55 (#1) \_\_\_\_\_ away  
 11/16/1974 \_ L \_ 10-35 (#4) \_\_\_\_\_ home  
 10/11/1975 \_ L \_ 0-49 (#1) \_\_\_\_\_ away  
 10/09/1976 \_ L \_ 14-34 (#10) \_\_\_\_\_ home  
 10/15/1977 \_ L \_ 6-27 (#4) \_\_\_\_\_ home  
 10/21/1978 \_ L \_ 7-31 \_\_\_\_\_ away  
 11/10/1979 \_ L \_ 7-34 (#3) \_\_\_\_\_ away  
 11/15/1980 \_ L \_ 7-41 (#7) \_\_\_\_\_ home  
 9/24/1983 \_ W \_ 20-14 (#3) \_\_\_\_\_ home  
 9/22/1984 \_ L \_ 26-45 (#5) \_\_\_\_\_ away  
 11/02/1985 \_ L \_ 13-22 (#8) \_\_\_\_\_ away  
 11/01/1986 \_ L \_ 10-31 (#17) \_\_\_\_\_ home  
 11/14/1987 \_ W \_ 29-27 \_\_\_\_\_ away  
 11/12/1988 \_ T \_ 24-24 \_\_\_\_\_ home  
 11/11/1989 \_ L \_ 0-28 \_\_\_\_\_ away  
 11/10/1990 \_ L \_ 26-27 \_\_\_\_\_ home  
 11/02/1991 \_ W \_ 16-9 (#13) \_\_\_\_\_ away  
 10/31/1992 \_ L \_ 15-38 \_\_\_\_\_ home  
 10/28/1995 \_ L \_ 35-56 (#4) \_\_\_\_\_ away  
 10/26/1996 \_ L \_ 26-38 (#2) \_\_\_\_\_ home  
 10/04/1997 \_ L \_ 7-23 (#7) \_\_\_\_\_ away  
 11/14/1998 \_ L \_ 14-45 (#7) \_\_\_\_\_ home  
 10/30/1999 \_ L \_ 11-41 (#21) \_\_\_\_\_ away  
 10/21/2000 \_ L \_ 10-38 (#14) \_\_\_\_\_ home  
 10/18/2003 \_ L \_ 10-19 (#8) \_\_\_\_\_ away  
 10/16/2004 \_ W \_ 33-7 (#25) \_\_\_\_\_ home  
 9/24/2005 \_ L \_ 6-31 (#8) \_\_\_\_\_ away

9/30/2006 \_ L \_ 17-38 (#1) \_\_\_\_\_ home  
 11/14/2009 \_ L \_ 24-27, OT (#10) \_\_\_\_\_ away  
 11/20/2010 \_ L \_ 17-20 (#8) \_\_\_\_\_ home  
 10/19/2013 \_ L \_ 24-34 (#4) \_\_\_\_\_ away  
 11/4/2017 \_ W \_ 55-24 (#3) \_\_\_\_\_ home  
*2010 game was vacated due to NCAA sanctions*

**Oklahoma (Iowa trails, 0-2)**

9/15/1979 \_ L \_ 6-21 (#3) \_\_\_\_\_ away  
 12/30/2011 \_ L \_ 14-31 (#19) \_\_\_\_\_ Tempe, AZ

**Oklahoma State (Series tied, 1-1)**

9/29/1923 \_ W \_ 29-0 \_\_\_\_\_ home  
 10/04/1930 \_ L \_ 0-6 \_\_\_\_\_ home

**Oregon (Iowa trails, 1-2)**

10/29/1949 \_ W \_ 34-31 \_\_\_\_\_ home  
 9/16/1989 \_ L \_ 6-44 \_\_\_\_\_ home  
 9/24/1994 \_ L \_ 18-40 \_\_\_\_\_ away

**Oregon State (Iowa leads, 7-5)**

10/06/1956 \_ W \_ 14-13 \_\_\_\_\_ home  
 1/01/1957 \_ W \_ 35-19 (#10) \_\_\_\_\_ Pasadena, CA  
 9/24/1960 \_ W \_ 22-12 (#10) \_\_\_\_\_ home  
 9/29/1962 \_ W \_ 28-8 \_\_\_\_\_ home  
 9/25/1965 \_ W \_ 27-7 \_\_\_\_\_ away  
 9/24/1966 \_ L \_ 3-17 \_\_\_\_\_ home  
 9/30/1967 \_ L \_ 18-38 \_\_\_\_\_ home  
 9/21/1968 \_ W \_ 21-20 (#8) \_\_\_\_\_ home  
 9/20/1969 \_ L \_ 14-42 \_\_\_\_\_ home  
 9/19/1970 \_ L \_ 14-21 \_\_\_\_\_ away  
 9/18/1971 \_ L \_ 19-33 \_\_\_\_\_ away  
 9/23/1972 \_ W \_ 19-11 \_\_\_\_\_ home

**P & S (Iowa trails, 0-1)**

10/23/1897 \_ L \_ 0-14 \_\_\_\_\_ home

**Parsons College (Iowa leads, 1-0)**

10/19/1895 \_ W \_ 28-0 \_\_\_\_\_ away

**Penn College (Iowa leads, 2-0)**

11/28/1895 \_ W \_ 14-12 \_\_\_\_\_ away  
 10/14/1899 \_ W \_ 35-0 \_\_\_\_\_ home

**Penn State (Iowa trails, 12-17)**

11/15/1930 \_ W \_ 19-0 \_\_\_\_\_ home  
 9/25/1971 \_ L \_ 14-44 (#12) \_\_\_\_\_ home  
 9/30/1972 \_ L \_ 10-14 (#13) \_\_\_\_\_ away  
 9/29/1973 \_ L \_ 8-27 (#6) \_\_\_\_\_ away  
 9/28/1974 \_ L \_ 0-27 (#19) \_\_\_\_\_ home  
 9/27/1975 \_ L \_ 10-30 (#12) \_\_\_\_\_ home  
 9/25/1976 \_ W \_ 7-6 (#11) \_\_\_\_\_ away  
 9/17/1983 \_ W \_ 42-34 \_\_\_\_\_ away  
 9/15/1984 \_ L \_ 17-20 (#12) \_\_\_\_\_ home  
 9/18/1993 \_ L \_ 0-31 (#14) \_\_\_\_\_ home  
 9/17/1994 \_ L \_ 21-61 (#6) \_\_\_\_\_ away  
 10/21/1995 \_ L \_ 27-41 (#19) \_\_\_\_\_ home  
 10/19/1996 \_ W \_ 21-20 (#10) \_\_\_\_\_ away  
 10/09/1999 \_ L \_ 7-31 (#2) \_\_\_\_\_ home  
 11/04/2000 \_ W \_ 26-23 (2OT) \_\_\_\_\_ away  
 9/29/2001 \_ W \_ 24-18 \_\_\_\_\_ home  
 9/28/2002 \_ W \_ 42-35, OT (#12) \_\_\_\_\_ away  
 10/25/2003 \_ W \_ 26-14 \_\_\_\_\_ home  
 10/23/2004 \_ W \_ 6-4 \_\_\_\_\_ away  
 10/06/2007 \_ L \_ 7-27 \_\_\_\_\_ away  
 11/08/2008 \_ W \_ 24-23 (#3) \_\_\_\_\_ home  
 9/26/2009 \_ W \_ 21-10 (#5) \_\_\_\_\_ away  
 10/02/2010 \_ W \_ 24-3 (#22) \_\_\_\_\_ home

10/08/2011 \_ L \_ 3-13 \_\_\_\_\_ away  
 10/20/2012 \_ L \_ 14-38 \_\_\_\_\_ home  
 11/5/2016 \_ L \_ 14-41 (#12) \_\_\_\_\_ away  
 9/23/2017 \_ L \_ 19-21 (#4) \_\_\_\_\_ home  
 10/27/2018 \_ L \_ 24-30 (#17) \_\_\_\_\_ away  
 10/12/2019 \_ L \_ 12-17 (#8) \_\_\_\_\_ home

**Pittsburgh (Iowa leads, 4-3)**

10/03/1931 \_ L \_ 0-20 \_\_\_\_\_ home  
 10/13/1951 \_ W \_ 34-17 \_\_\_\_\_ home  
 9/26/1952 \_ L \_ 14-26 \_\_\_\_\_ away  
 9/20/2008 \_ L \_ 20-21 \_\_\_\_\_ away  
 9/17/2011 \_ W \_ 31-27 \_\_\_\_\_ home  
 9/20/2014 \_ W \_ 24-20 \_\_\_\_\_ away  
 9/19/2015 \_ W \_ 27-24 \_\_\_\_\_ home

**Purdue (Iowa trails, 39-48-3)**

10/22/1910 \_ W \_ 16-0 \_\_\_\_\_ home  
 11/11/1911 \_ W \_ 11-0 \_\_\_\_\_ away  
 11/06/1915 \_ L \_ 13-19 \_\_\_\_\_ away  
 10/21/1916 \_ W \_ 24-6 \_\_\_\_\_ home  
 10/21/1921 \_ W \_ 13-6 \_\_\_\_\_ away  
 10/28/1922 \_ W \_ 56-0 \_\_\_\_\_ home  
 10/13/1923 \_ W \_ 7-0 \_\_\_\_\_ home  
 11/16/1929 \_ L \_ 0-7 \_\_\_\_\_ away  
 10/18/1930 \_ L \_ 0-20 \_\_\_\_\_ home  
 11/14/1931 \_ L \_ 0-22 \_\_\_\_\_ away  
 11/12/1932 \_ L \_ 0-18 \_\_\_\_\_ home  
 11/18/1933 \_ W \_ 14-6 \_\_\_\_\_ away  
 11/10/1934 \_ L \_ 6-13 \_\_\_\_\_ home  
 11/16/1935 \_ L \_ 6-12 \_\_\_\_\_ away  
 11/14/1936 \_ L \_ 0-13 \_\_\_\_\_ home  
 10/30/1937 \_ L \_ 0-13 \_\_\_\_\_ away  
 10/29/1938 \_ T \_ 0-0 \_\_\_\_\_ home  
 11/04/1939 \_ W \_ 4-0 \_\_\_\_\_ away  
 11/02/1940 \_ L \_ 6-21 \_\_\_\_\_ home  
 10/25/1941 \_ L \_ 6-7 \_\_\_\_\_ away  
 10/31/1942 \_ W \_ 13-7 \_\_\_\_\_ home  
 10/23/1943 \_ L \_ 7-28 (#4) \_\_\_\_\_ away  
 10/21/1944 \_ L \_ 7-26 (#11) \_\_\_\_\_ home  
 10/13/1945 \_ L \_ 0-40 (#15) \_\_\_\_\_ away  
 9/28/1946 \_ W \_ 16-0 \_\_\_\_\_ home  
 11/01/1947 \_ L \_ 0-21 (#16) \_\_\_\_\_ away  
 10/16/1948 \_ L \_ 13-20 \_\_\_\_\_ home  
 10/01/1949 \_ W \_ 21-7 \_\_\_\_\_ away  
 10/21/1950 \_ W \_ 33-21 \_\_\_\_\_ home  
 10/06/1951 \_ L \_ 30-34 \_\_\_\_\_ away  
 10/11/1952 \_ L \_ 14-41 (#16) \_\_\_\_\_ away  
 11/07/1953 \_ W \_ 26-0 \_\_\_\_\_ away  
 11/06/1954 \_ W \_ 25-14 (#8) \_\_\_\_\_ home  
 10/15/1955 \_ T \_ 20-20 \_\_\_\_\_ home  
 10/27/1956 \_ W \_ 21-20 \_\_\_\_\_ away  
 10/24/1959 \_ L \_ 7-14 (#14) \_\_\_\_\_ away  
 10/22/1960 \_ W \_ 21-14 (#10) \_\_\_\_\_ home  
 10/28/1961 \_ L \_ 0-9 \_\_\_\_\_ away  
 10/27/1962 \_ L \_ 3-26 \_\_\_\_\_ home  
 10/26/1963 \_ L \_ 0-14 \_\_\_\_\_ away  
 10/24/1964 \_ L \_ 14-19 \_\_\_\_\_ home  
 10/09/1965 \_ L \_ 14-17 (#6) \_\_\_\_\_ home  
 10/08/1966 \_ L \_ 0-35 \_\_\_\_\_ away  
 10/28/1967 \_ L \_ 22-41 (#7) \_\_\_\_\_ home  
 10/26/1968 \_ L \_ 15-44 (#7) \_\_\_\_\_ away  
 10/18/1969 \_ L \_ 31-35 (#17) \_\_\_\_\_ away  
 10/17/1970 \_ L \_ 3-24 \_\_\_\_\_ home  
 10/02/1971 \_ L \_ 13-45 \_\_\_\_\_ away  
 10/07/1972 \_ L \_ 0-24 \_\_\_\_\_ home  
 11/03/1973 \_ L \_ 23-48 \_\_\_\_\_ home  
 11/02/1974 \_ L \_ 14-38 \_\_\_\_\_ away

|            |   |             |      |
|------------|---|-------------|------|
| 11/15/1975 | L | 18-19       | away |
| 11/13/1976 | L | 0-21        | home |
| 10/22/1977 | L | 21-34       | away |
| 10/28/1978 | L | 7-34 (#17)  | home |
| 11/03/1979 | L | 14-20 (#15) | home |
| 11/08/1980 | L | 13-58 (#17) | away |
| 11/07/1981 | W | 33-7        | home |
| 11/06/1982 | L | 7-16        | away |
| 10/15/1983 | W | 31-14       | home |
| 10/13/1984 | W | 40-3 (#14)  | away |
| 11/16/1985 | W | 27-24       | away |
| 11/15/1986 | W | 42-14       | home |
| 10/24/1987 | W | 38-14       | home |
| 10/22/1988 | W | 31-7        | away |
| 11/18/1989 | W | 24-0        | away |
| 11/17/1990 | W | 38-9        | home |
| 10/25/1991 | W | 31-21       | away |
| 10/24/1992 | L | 16-27       | home |
| 10/30/1993 | W | 26-17       | home |
| 10/29/1994 | T | 21-21       | away |
| 11/01/1997 | W | 35-17 (#18) | home |
| 10/31/1998 | L | 14-36       | away |
| 10/06/2001 | L | 14-23 (#21) | away |
| 10/05/2002 | W | 31-28       | home |
| 11/08/2003 | L | 14-27 (#16) | away |
| 11/06/2004 | W | 23-21       | home |
| 10/08/2005 | W | 34-17       | away |
| 10/07/2006 | W | 47-17       | home |
| 10/20/2007 | L | 6-31        | away |
| 11/15/2008 | W | 22-17       | home |
| 11/19/2011 | W | 31-21       | away |
| 11/10/2012 | L | 24-27       | home |
| 11/09/2013 | W | 38-14       | away |
| 11/27/2014 | W | 24-10       | away |
| 11/21/2015 | W | 40-20       | home |
| 10/15/2016 | W | 49-35       | away |
| 11/18/2017 | L | 15-24       | home |
| 11/03/2018 | L | 36-38       | away |
| 10/19/2019 | W | 26-20       | home |

**Ripon College (Iowa leads, 1-0)**

10/20/1928 W 61-6 home

**Rush College (Series tied, 1-1)**

10/29/1898 L 11-15 away

10/21/1899 W 17-0 home

**Rutgers (Iowa leads, 2-0)**

9/24/2016 W 14-7 away

9/7/2019 W 30-0 home

**Saint Louis (Iowa leads, 2-1)**

11/30/1905 W 31-0 away

11/29/1906 L 0-39 away

10/10/1925 W 41-0 home

**San Diego State (Iowa leads, 1-0)**

12/30/1986 W 39-38 San Diego, CA

**Simpson College (Iowa leads, 4-0)**

11/17/1898 W 12-0 home

10/12/1900 W 47-0 home

10/18/1902 W 10-0 away

11/06/1903 W 35-2 home

**South Carolina (Iowa leads, 1-0)**

1/1/2009 W 31-10 Tampa, FL

**South Dakota (Iowa leads, 8-0)**

11/10/1917 W 35-0 home

11/01/1919 W 26-13 home

11/03/1928 W 19-0 home

9/29/1934 W 34-0 home

10/05/1935 W 47-2 home

10/10/1936 W 33-7 home

9/30/1939 W 41-0 home

10/05/1940 W 46-0 home

**Southeast Oklahoma (Iowa leads, 1-0)**

10/04/1924 W 43-0 home

**Southern Cal (Iowa trails, 3-7)**

11/21/1925 L 0-18 away

9/29/1950 W 20-14 away

10/07/1961 W 35-34 away

10/06/1962 L 0-7 home

9/26/1970 L 0-48 home

10/05/1974 L 3-41 away

10/04/1975 L 16-27 home

10/02/1976 L 0-55 away

1/02/2003 L 17-38 Miami, FL

12/27/2019 W 49-24 (#22) San Diego, CA

**Stanford (Iowa trails, 0-1)**

1/1/2016 L 16-45 (#5) Pasadena, CA

**Syracuse (Iowa leads, 3-1)**

9/20/1975 L 7-10 away

9/18/1976 W 41-3 home

9/09/2006 W 20-13 (2 OT) away

9/08/2007 W 35-0 home

**Temple (Iowa leads, 1-0)**

11/21/1936 W 25-0 (#20) away

**Tennessee (Iowa trails, 1-2)**

12/31/1982 W 28-22 Atlanta, GA

8/30/1987 L 22-23 East Rutherford, NJ

1/2/2015 L 28-45 Jacksonville, FL

**Tennessee Tech (Iowa leads, 1-0)**

9/3/2011 W 34-7 home

**Texas (Series, tied, 1-1)**

12/26/1984 W 55-17 (#19) Anaheim, CA

12/30/2006 L 24-26 (#18) San Antonio, TX

**Texas A&M (Iowa trails, 0-1)**

10/10/1931 L 0-29 away

**Texas-El Paso (Iowa leads, 1-0)**

9/27/1986 W 69-7 home

**Texas Christian (Iowa leads, 2-1)**

9/27/1958 W 17-0 home

9/23/1967 W 24-9 home

9/28/1968 L 17-28 away

**Texas Tech (Iowa leads, 2-0)**

12/29/1996 W 27-0 San Antonio, Texas

12/29/2001 W 19-16 San Antonio, Texas

**Tulsa (Iowa leads, 3-1)**

9/30/1989 W 30-22 home

9/04/1993 W 26-25 home

9/21/1996 L 20-27 away

9/13/1997 W 54-16 home

**UCLA (Iowa trails, 3-6)**

9/23/1938 L 3-27 away

9/26/1947 L 7-22 away

9/24/1949 L 25-41 home

10/21/1955 L 13-33 (#7) away

9/22/1973 L 18-55 (#18) away

9/21/1974 W 21-10 (#12) home

\*10/01/1977 L 16-34 away

9/26/1981 W 20-7 (#6) home

1/01/1985 L 28-45 (#14) Pasadena, CA

\* - Iowa was awarded a forfeit

**Upper Iowa (Iowa leads, 2-0)**

10/22/1898 W 23-5 home

9/28/1900 W 57-0 home

**Utah (Iowa trails, 0-1)**

10/07/1978 L 9-13 home

**Utah State (Iowa leads, 2-0)**

9/28/1957 W 70-14 home

9/21/2002 W 48-7 home

**Wabash College (Iowa leads, 2-0)**

10/31/1925 W 28-7 home

10/15/1927 W 38-0 home

**Washington (Series tied, 3-3)**

9/25/1937 L 0-14 away

10/05/1963 W 17-7 away

10/03/1964 W 28-18 (#10) home

1/01/1981 L 0-28 (#16) Pasadena, CA

1/01/1990 L 34-46 Pasadena, CA

12/29/1995 W 38-18 (#20) El Paso, TX

**Washington State (Iowa leads, 3-1-1)**

10/03/1953 W 54-12 home

10/05/1957 W 20-13 home

9/28/1963 T 14-14 home

9/18/1965 L 0-7 home

9/27/1969 W 61-35 home

**Washington, MO (Iowa leads, 4-0)**

11/15/1902 W 61-0 away

11/26/1903 W 12-2 away

11/19/1910 W 38-0 away

9/19/1942 W 26-7 home

**Western Michigan (Iowa trails, 1-2)**

9/09/2000 L 21-27 home

11/17/2007 L 19-28 home

9/21/2013 W 59-3 home

**Wilton (Iowa leads, 2-0)**

11/04/1896 W 27-0 home

10/02/1897 W 22-4 home



**Wisconsin (Iowa trails, 43-48-2)**

|            |   |             |      |
|------------|---|-------------|------|
| 10/29/1894 | L | 0-44        | away |
| 11/03/1906 | L | 4-18        | away |
| 11/02/1907 | L | 5-6         | home |
| 11/23/1911 | L | 0-12        | away |
| 11/04/1912 | L | 10-28       | home |
| 11/27/1917 | L | 0-20        | away |
| 11/15/1924 | W | 21-7        | away |
| 11/07/1925 | L | 0-6         | home |
| 11/13/1926 | L | 10-20       | away |
| 11/12/1927 | W | 16-0        | away |
| 11/17/1928 | L | 0-13        | home |
| 10/26/1929 | W | 14-0        | away |
| 10/08/1932 | L | 0-34        | away |
| 10/21/1933 | W | 26-7        | home |
| 10/16/1937 | L | 6-13        | away |
| 10/08/1938 | L | 13-31       | home |
| 10/28/1939 | W | 19-13       | away |
| 10/12/1940 | W | 30-12       | home |
| 10/18/1941 | L | 0-23        | away |
| 10/07/1942 | W | 6-0         | home |
| 10/02/1943 | L | 5-7         | home |
| 11/11/1944 | L | 7-26        | away |
| 11/03/1945 | L | 7-27        | home |
| 11/09/1946 | W | 21-7 (#15)  | away |
| 11/08/1947 | L | 14-46 (#19) | away |
| 10/30/1948 | W | 19-13       | home |
| 11/12/1949 | L | 13-35       | away |
| 10/14/1950 | L | 0-14 (#15)  | home |
| 11/17/1951 | L | 7-34 (#8)   | away |
| 10/18/1952 | L | 13-42 (#12) | home |
| 10/31/1953 | L | 6-10        | away |
| 10/30/1954 | W | 13-7 (#8)   | home |
| 10/01/1955 | L | 14-37 (#17) | away |
| 10/13/1956 | W | 13-7        | home |

|            |   |             |      |
|------------|---|-------------|------|
| 10/19/1957 | W | 21-7 (#13)  | home |
| 10/18/1958 | W | 20-9 (#4)   | away |
| 10/17/1959 | L | 16-25       | away |
| 10/15/1960 | W | 28-21 (#12) | home |
| 10/21/1961 | W | 47-15       | home |
| 10/20/1962 | L | 14-42 (#10) | away |
| 10/19/1963 | L | 7-10 (#2)   | home |
| 10/17/1964 | L | 21-31       | away |
| 10/02/1965 | L | 13-16       | away |
| 10/01/1966 | L | 0-7         | home |
| 10/21/1967 | T | 21-21       | away |
| 10/19/1968 | W | 41-0        | home |
| 10/11/1969 | L | 17-23       | away |
| 10/10/1970 | W | 24-14       | home |
| 10/30/1971 | W | 20-16       | home |
| 11/04/1972 | L | 14-16       | away |
| 11/10/1973 | L | 7-35        | away |
| 11/09/1974 | L | 15-28       | home |
| 11/08/1975 | W | 45-28       | home |
| 11/06/1976 | L | 21-38       | away |
| 11/12/1977 | W | 24-8        | away |
| 11/18/1978 | W | 38-24       | home |
| 10/27/1979 | W | 24-13       | away |
| 11/01/1980 | W | 22-13       | home |
| 11/14/1981 | W | 17-7        | away |
| 11/13/1982 | W | 28-14       | home |
| 11/05/1983 | W | 34-14       | away |
| 11/03/1984 | T | 10-10       | home |
| 10/12/1985 | W | 23-13       | away |
| 10/11/1986 | W | 17-6        | home |
| 10/10/1987 | W | 31-10       | away |
| 10/08/1988 | W | 31-6        | home |
| 10/14/1989 | W | 31-24       | away |
| 10/13/1990 | W | 30-10       | home |
| 10/12/1991 | W | 10-6        | away |

|            |   |             |      |
|------------|---|-------------|------|
| 10/10/1992 | W | 23-22       | home |
| 11/18/1995 | W | 33-20       | away |
| 11/16/1996 | W | 31-0        | home |
| 11/08/1997 | L | 10-13       | away |
| 10/24/1998 | L | 0-31 (#9)   | home |
| 11/13/1999 | L | 3-41 (#9)   | away |
| 10/28/2000 | L | 7-13        | home |
| 11/03/2001 | L | 28-34       | away |
| 11/02/2002 | W | 20-3        | home |
| 11/22/2003 | W | 27-21       | away |
| 11/20/2004 | W | 30-7 (#9)   | home |
| 11/12/2005 | W | 20-10 (#19) | away |
| 11/11/2006 | L | 21-24 (#16) | home |
| 9/22/2007  | L | 13-17 (#9)  | away |
| 10/18/2008 | W | 38-16       | home |
| 10/17/2009 | W | 20-10       | away |
| 10/23/2010 | L | 30-31 (#10) | home |
| 11/02/2013 | L | 9-28 (#22)  | home |
| 11/22/2014 | L | 24-26 (#14) | home |
| 10/3/2015  | W | 10-6 (#19)  | away |
| 10/22/2016 | L | 9-17 (#10)  | home |
| 11/11/2017 | L | 14-38 (#6)  | away |
| 9/22/2018  | L | 17-28 (#18) | home |
| 11/9/2019  | L | 22-24 (#16) | away |

**Wyoming (Iowa leads, 3-0)**

|            |   |       |               |
|------------|---|-------|---------------|
| 10/17/1953 | W | 21-7  | home          |
| 12/30/1987 | W | 20-19 | San Diego, CA |
| 9/2/2017   | W | 24-3  | home          |

**Yale (Iowa leads, 1-0)**

|            |   |     |      |
|------------|---|-----|------|
| 10/14/1922 | W | 6-0 | away |
|------------|---|-----|------|

NOTE: Numbers in parentheses is AP ranking of opponent when game was played

**Iowa Records vs. Major Conferences**
**Atlantic Coast W-L-T**

|                      |               |
|----------------------|---------------|
| Boston College       | 1-0-0         |
| Georgia Tech         | 1-0-0         |
| Miami, FL            | 0-4-0         |
| North Carolina State | 0-3-0         |
| Pittsburgh           | 4-3-0         |
| Syracuse             | 3-1-0         |
| <b>Totals (.450)</b> | <b>9-11-0</b> |

**American Athletic W-L-T**

|                       |              |
|-----------------------|--------------|
| Cincinnati            | 1-0-0        |
| Temple                | 1-0-0        |
| <b>Totals (1.000)</b> | <b>2-0-0</b> |

**Big Sky W-L-T**

|                       |              |
|-----------------------|--------------|
| Montana               | 1-0-0        |
| <b>Totals (1.000)</b> | <b>1-0-0</b> |

**Big 12 W-L-T**

|                      |                |
|----------------------|----------------|
| Iowa State           | 45-22-0        |
| Kansas               | 4-6-0          |
| Kansas State         | 5-1-0          |
| Oklahoma             | 0-2-0          |
| Oklahoma State       | 1-1-0          |
| Texas                | 1-1-0          |
| Texas Christian      | 2-1-0          |
| Texas Tech           | 2-0-0          |
| <b>Totals (.638)</b> | <b>60-34-0</b> |

**Big Ten W-L-T**

|                      |                   |
|----------------------|-------------------|
| Illinois             | 35-38-2           |
| Indiana              | 45-28-4           |
| Maryland             | 2-1-0             |
| Michigan             | 15-42-4           |
| Michigan State       | 23-22-2           |
| Minnesota            | 49-62-2           |
| Nebraska             | 18-29-3           |
| Northwestern         | 51-27-3           |
| Ohio State           | 15-46-3           |
| Penn State           | 12-17-0           |
| Purdue               | 39-48-3           |
| Rutgers              | 2-0-0             |
| Wisconsin            | 43-48-2           |
| <b>Totals (.465)</b> | <b>353-408-28</b> |

**Conference USA W-L-T**

|                      |              |
|----------------------|--------------|
| Middle Tennessee     | 1-0-0        |
| North Texas          | 2-0-0        |
| Tulsa                | 3-1-0        |
| Texas-El Paso        | 1-0-0        |
| <b>Totals (.875)</b> | <b>7-1-0</b> |

**Mid-American W-L-T**

|                      |               |
|----------------------|---------------|
| Akron                | 1-0-0         |
| Ball State           | 3-0-0         |
| Buffalo              | 1-0-0         |
| Central Michigan     | 2-1-0         |
| Kent State           | 2-0-0         |
| Miami, Ohio          | 5-0-0         |
| Northern Illinois    | 9-1-0         |
| Western Michigan     | 1-2-0         |
| <b>Totals (.857)</b> | <b>24-4-0</b> |

**Pacific-12 W-L-T**

|                      |                |
|----------------------|----------------|
| Arizona              | 5-6-0          |
| Arizona State        | 1-2-0          |
| California           | 3-1-0          |
| Colorado             | 0-2-0          |
| Oregon               | 1-2-0          |
| Oregon State         | 7-5-0          |
| Southern California  | 3-7-0          |
| Stanford             | 0-1-0          |
| UCLA                 | 3-6-0          |
| Utah                 | 0-1-0          |
| Washington           | 3-3-0          |
| Washington State     | 3-1-1          |
| <b>Totals (.440)</b> | <b>29-37-1</b> |

**Southeastern W-L-T**

|                      |                |
|----------------------|----------------|
| Arkansas             | 1-0-0          |
| Florida              | 1-3-0          |
| Louisiana State      | 1-1-0          |
| Mississippi State    | 1-0-0          |
| Missouri             | 6-7-0          |
| South Carolina       | 1-0-0          |
| Tennessee            | 1-2-0          |
| Texas A&M            | 0-1-0          |
| <b>Totals (.500)</b> | <b>12-14-0</b> |

**Mountain West W-L-T**

|                      |              |
|----------------------|--------------|
| Air Force            | 0-0-1        |
| Hawai'i              | 3-1-0        |
| San Diego State      | 1-0-0        |
| Utah State           | 2-0-0        |
| Wyoming              | 3-0-0        |
| <b>Totals (.864)</b> | <b>9-1-1</b> |

**Independents W-L-T**

|                      |                |
|----------------------|----------------|
| Notre Dame           | 8-13-3         |
| Brigham Young        | 0-0-1          |
| Idaho                | 1-0-0          |
| New Mexico State     | 1-0-0          |
| Marquette            | 1-1-0          |
| Saint Louis          | 2-1-0          |
| <b>Totals (.464)</b> | <b>13-15-4</b> |

# 

| Date          | Opponent       | Result   |
|---------------|----------------|----------|
| Nov. 23, 1912 | Wisconsin      | L, 10-28 |
| Nov. 15, 1913 | Iowa State     | W, 45-7  |
| Oct. 24, 1914 | Minnesota      | L, 0-7   |
| Nov. 13, 1915 | Iowa State     | L, 0-16  |
| Nov. 25, 1916 | Nebraska       | L, 17-34 |
| Nov. 24, 1917 | Iowa State     | W, 6-3   |
| Nov. 2, 1918  | Minnesota      | W, 6-0   |
| Nov. 22, 1919 | Iowa State     | W, 10-0  |
| Nov. 13, 1920 | Minnesota      | W, 28-7  |
| Oct. 15, 1921 | Illinois       | W, 14-2  |
| Nov. 11, 1922 | Minnesota      | W, 28-14 |
| Oct. 20, 1923 | Illinois       | L, 6-9   |
| Oct. 25, 1924 | Minnesota      | W, 13-0  |
| Oct. 17, 1925 | Illinois       | W, 12-10 |
| Nov. 6, 1926  | Minnesota      | L, 0-41  |
| Nov. 5, 1927  | Illinois       | L, 0-14  |
| Oct. 27, 1928 | Minnesota      | W, 7-6   |
| Oct. 20, 1929 | Illinois       | T, 7-7   |
| Nov. 15, 1930 | Penn State     | W, 19-0  |
| Oct. 17, 1931 | Indiana        | T, 0-0   |
| Oct. 22, 1932 | Minnesota      | L, 6-21  |
| Oct. 21, 1933 | Wisconsin      | W, 26-7  |
| Oct. 28, 1934 | Minnesota      | L, 12-48 |
| Nov. 9, 1935  | Minnesota      | L, 6-13  |
| Oct. 17, 1936 | Illinois       | T, 0-0   |
| Nov. 6, 1937  | Minnesota      | L, 10-35 |
| Oct. 8, 1938  | Wisconsin      | L, 13-31 |
| Nov. 18, 1939 | Minnesota      | W, 13-9  |
| Nov. 2, 1940  | Purdue         | L, 6-21  |
| Nov. 1, 1941  | Indiana        | W, 13-7  |
| Nov. 7, 1942  | Wisconsin      | W, 6-0   |
| Nov. 6, 1943  | Illinois       | L, 10-19 |
| Oct. 21, 1944 | Purdue         | L, 7-26  |
| Nov. 3, 1945  | Wisconsin      | L, 7-27  |
| Nov. 2, 1946  | Illinois       | L, 0-7   |
| Oct. 11, 1947 | Indiana        | W, 27-14 |
| Oct. 16, 1948 | Purdue         | L, 13-20 |
| Oct. 15, 1949 | Indiana        | W, 35-9  |
| Oct. 21, 1950 | Purdue         | W, 33-21 |
| Oct. 20, 1951 | Michigan       | L, 0-21  |
| Oct. 25, 1952 | Ohio State     | W, 8-0   |
| Oct. 24, 1953 | Indiana        | W, 19-13 |
| Nov. 6, 1954  | Purdue         | W, 25-14 |
| Oct. 15, 1955 | Purdue         | T, 20-20 |
| Nov. 3, 1956  | Michigan       | L, 14-17 |
| Oct. 19, 1957 | Wisconsin      | W, 21-7  |
| Oct. 25, 1958 | Northwestern   | W, 26-20 |
| Oct. 10, 1959 | Michigan State | W, 37-8  |
| Oct. 22, 1960 | Purdue         | W, 21-14 |
| Oct. 21, 1961 | Wisconsin      | W, 47-15 |
| Oct. 27, 1962 | Purdue         | L, 3-26  |
| Oct. 12, 1963 | Indiana        | W, 37-26 |
| Oct. 24, 1964 | Purdue         | L, 14-19 |
| Oct. 9, 1965  | Purdue         | L, 14-7  |
| Oct. 22, 1966 | Northwestern   | L, 15-24 |
| Oct. 28, 1967 | Purdue         | L, 22-41 |
| Oct. 12, 1968 | Indiana        | L, 34-38 |
| Oct. 25, 1969 | Michigan State | W, 19-18 |
| Oct. 17, 1970 | Purdue         | L, 3-24  |
| Oct. 9, 1971  | Northwestern   | L, 3-28  |
| Oct. 28, 1972 | Michigan State | T, 6-6   |
| Oct. 20, 1973 | Minnesota      | L, 23-31 |
| Oct. 12, 1974 | Northwestern   | W, 35-10 |
| Oct. 25, 1975 | Minnesota      | L, 7-31  |

| Date           | Opponent       | Result         |
|----------------|----------------|----------------|
| Oct. 16, 1976  | Indiana        | L, 7-14        |
| Oct. 15, 1977  | Ohio State     | L, 6-27        |
| Oct. 28, 1978  | Purdue         | L, 7-34        |
| Oct. 20, 1979  | Minnesota      | L, 7-24        |
| Oct. 18, 1980  | Northwestern   | W, 25-3        |
| Oct. 10, 1981  | Indiana        | W, 42-28       |
| Oct. 2, 1982   | Northwestern   | W, 45-7        |
| Oct. 8, 1983   | Northwestern   | W, 61-21       |
| Sept. 29, 1984 | Illinois       | W, 21-16       |
| Oct. 5, 1985   | Michigan State | W, 35-31       |
| Oct. 11, 1986  | Wisconsin      | W, 17-6        |
| Oct. 24, 1987  | Purdue         | W, 38-14       |
| Oct. 8, 1988   | Wisconsin      | W, 31-6        |
| Oct. 21, 1989  | Michigan       | L, 12-26       |
| Oct. 27, 1990  | Northwestern   | W, 56-14       |
| Oct. 19, 1991  | Illinois       | W, 24-21       |
| Oct. 24, 1992  | Purdue         | L, 16-27       |
| Oct. 16, 1993  | Illinois       | L, 3-49        |
| Oct. 8, 1994   | Indiana        | L, 20-27       |
| Oct. 14, 1995  | Indiana        | W, 22-13       |
| Oct. 5, 1996   | Michigan State | W, 37-30       |
| Oct. 25, 1997  | Indiana        | W, 62-0        |
| Oct. 10, 1998  | Northwestern   | W, 26-24       |
| Oct. 23, 1999  | Indiana        | L, 31-38       |
| Oct. 7, 2000   | Michigan State | W, 21-16       |
| Sept. 29, 2001 | Penn State     | W, 24-18       |
| Oct. 5, 2002   | Purdue         | W, 31-28       |
| Oct. 4, 2003   | Michigan       | W, 30-27       |
| Oct. 2, 2004   | Michigan State | W, 38-16       |
| Oct. 1, 2005   | Illinois       | W, 35-7        |
| Oct. 7, 2006   | Purdue         | W, 47-17       |
| Sept. 29, 2007 | Indiana        | L, 20-38       |
| Sept. 27, 2008 | Northwestern   | L, 17-22       |
| Oct. 10, 2009  | Michigan       | W, 30-28       |
| Oct. 2, 2010   | Penn State     | W, 24-3        |
| Oct. 15, 2011  | Northwestern   | W, 41-31       |
| Oct. 29, 2012  | Minnesota      | W, 31-13       |
| Oct. 5, 2013   | Michigan State | L, 14-26       |
| Oct. 11, 2014  | Indiana        | W, 45-29       |
| Oct. 10, 2015  | Illinois       | W, 29-20       |
| Oct. 1, 2016   | Northwestern   | L, 31-38       |
| Oct. 7, 2017   | Illinois       | W, 45-16       |
| Oct. 20, 2018  | Maryland       | W, 23-0        |
| Oct. 19, 2019  | Purdue         | W, 26-20       |
| <b>Totals</b>  |                | <b>60-43-5</b> |

### Homecoming Record vs. All Opponents

| Opponent       | W-L-T          |
|----------------|----------------|
| Illinois       | 7-5-2          |
| Indiana        | 10-5-1         |
| Iowa State     | 3-1-0          |
| Maryland       | 1-0-0          |
| Michigan       | 2-3-0          |
| Michigan State | 6-1-1          |
| Minnesota      | 7-9-0          |
| Nebraska       | 0-1-0          |
| Northwestern   | 7-4-0          |
| Ohio State     | 1-1-0          |
| Penn State     | 3-0-0          |
| Purdue         | 7-10-1         |
| Wisconsin      | 6-3-0          |
| <b>Totals</b>  | <b>60-43-5</b> |

## Iowa Bowl Results 17-15-1

| Bowl:                   | Score                         |
|-------------------------|-------------------------------|
| 2019 Holiday:           | Iowa 49, USC 24               |
| 2019 Outback:           | Iowa 27, Mississippi State 22 |
| 2017 New Era Pinstripe: | Iowa 27, Boston College 20    |
| 2017 Outback:           | Florida 30, Iowa 3            |
| 2016 Rose:              | Stanford 45, Iowa 16          |
| 2015 TaxSlayer:         | Tennessee 45, Iowa 28         |
| 2014 Outback:           | LSU 21, Iowa 14               |
| 2011 Insight:           | Oklahoma, 31, Iowa 14         |
| 2010 Insight:           | Iowa 27, Missouri 24          |
| 2010 Orange:            | Iowa 24, Georgia Tech 14      |
| 2009 Outback:           | Iowa 31, South Carolina 10    |
| 2006 Alamo:             | Texas 26, Iowa 24             |
| 2006 Outback:           | Florida 31, Iowa 24           |
| 2005 Capital One:       | Iowa 30, LSU 25               |
| 2004 Outback:           | Iowa 37, Florida 17           |
| 2003 Orange:            | USC 38, Iowa 17               |
| 2001 Alamo:             | Iowa 19, Texas Tech 16        |
| 1997 Sun:               | Arizona State 17, Iowa 7      |
| 1996 Alamo:             | Iowa 27, Texas Tech 0         |
| 1995 Sun:               | Iowa 38, Washington 18        |
| 1993 Alamo:             | California 37, Iowa 3         |
| 1991 Holiday:           | Iowa 13, Brigham Young 13     |
| 1991 Rose:              | Washington 46, Iowa 34        |
| 1988 Peach:             | N. C. State 28, Iowa 23       |
| 1987 Holiday:           | Iowa 20, Wyoming 19           |
| 1986 Holiday:           | Iowa 39, San Diego State 38   |
| 1986 Rose:              | UCLA 45, Iowa 28              |
| 1984 Freedom:           | Iowa 55, Texas 17             |
| 1983 Gator:             | Florida 14, Iowa 6            |
| 1982 Peach:             | Iowa 28, Tennessee 22         |
| 1982 Rose:              | Washington 28, Iowa 0         |
| 1959 Rose:              | Iowa 38, California 12        |
| 1957 Rose:              | Iowa 35, Oregon State 19      |

## 1957 Rose Bowl

Iowa -- 35, Oregon State -- 19  
 Jan. 1, 1957, Rose Bowl, Pasadena, Calif.

|              |    |   |   |   |    |
|--------------|----|---|---|---|----|
| Iowa         | 14 | 7 | 7 | 7 | 35 |
| Oregon State | 0  | 6 | 6 | 7 | 19 |

### GAME RECAP

Switching from the mighty defensive role they played all season (which included four shutouts), Iowa put on a great offensive show to defeat Oregon State 35-19 in the 43rd Rose Bowl.

It was the school's first bowl appearance. Iowa assumed an early lead on game MVP Kenny Ploen's 49-yard run. Ploen also completed 9-of-10 passes. Collins Hagler scored two TDs and totaled a game-best 85 rushing yards.

Iowa played Oregon State during the regular season and had also won that encounter, 14-13.

The Rose Bowl win was the Big Ten's 10th win in 11 games against its west coast opponents. Over 15,000 Hawkeye fans attended the game.

### SCORING SUMMARY

IA -- Ploen 49-yard run (Prescott kick)  
 IA -- Hagler 9-yard run (Prescott kick)  
 OSU -- Berry 3-yard run (kick failed)  
 IA -- Happel 5-yard run (Prescott kick)  
 IA -- Hagler 66-yard run (Prescott kick)  
 OSU -- Beamer 1-yard run (kick failed)  
 IA -- Gibbons 16-yard pass from Ploen (Prescott kick)  
 OSU -- Hammack 35-yard pass from Francis (Beamer run)

Attendance: 97,126

| IOWA    | TEAM STATISTICS | OSU     |
|---------|-----------------|---------|
| 16      | First Downs     | 16      |
| 48-301  | Rushes-yards    | 46-166  |
| 107     | Passing yards   | 130     |
| 11-15-1 | Passes          | 10-14-0 |
| 63-408  | Total offense   | 60-296  |
| 2-36    | Punts-average   | 3-35    |
| 3-3     | Fumbles-lost    | 4-3     |
| 5-50    | Penalties-yards | 6-60    |

### INDIVIDUAL LEADERS

#### RUSHING

IOWA: Hagler 10-85, Dobrino 4-64, Ploen 8-59  
 OSU: Francis 15-73, Beamer 7-31

#### PASSING

IOWA: Ploen 9-10-0-83  
 OSU: Francis 10-12-0-130

#### RECEIVING

IOWA: Gibbons 5-61, Harris 2-21  
 OSU: Hammack 4-65, Beamer 2-31

## Hawkeyes Set Records in Bowl Games

Iowa WR Ihmir Smith-Marsette tied a bowl record with a 98-yard kickoff return for a touchdown vs. Southern California in the 2019 Holiday Bowl. He also set a record for kickoff return average with a 47.3 average (3-142 yards).

Iowa set individual and team marks for Kickoff Return Yards in the 2019 Outback Bowl, as Ihmir Smith-Marsette had 150 yards on five returns.

Iowa set team records for the Outback Bowl for Fewest First Downs Allowed (11), Fewest Penalties (0) and Fewest Penalty Yards (0).

Running back Akrum Wadley set Pinstripe Bowl records for kickoff returns (5) and KO return yards (171) in the 2017 Pinstripe Bowl win over Boston College.

DE Anthony Nelson tied the Pinstripe Bowl record with two QB sacks, P Colten Rastetter tied the record for most punts (6), and DB Jack Gervase and DB Josh Jackson tied the bowl record with one interception.

Kickoff returner C.J. Jones set an Orange Bowl record when he returned the opening kickoff 100 yards for a touchdown against Southern California in the 2003 Orange Bowl.

Kickoff returner Jordan Cotton set an Outback Bowl record for KO return average when he averaged 42.7 yards (3 for 128 yards) per return in the 2014 Outback Bowl vs. LSU.

Linebacker Abdul Hodge broke the Outback Bowl record for most tackles when he registered 19 against Florida in 2006.

Punters Nick Gallery (1996) and Jason Baker (1997) established bowl records for longest punt in two of Iowa's bowl games. Gallery had a 59-yard punt in the 1996 Alamo Bowl and Baker had a 76-yard punt in the 1997 Sun Bowl.

**1959 Rose Bowl**Iowa -- 38, California -- 12  
Jan. 1, 1959, Rose Bowl, Pasadena, Calif.

|            |   |    |    |   |    |
|------------|---|----|----|---|----|
| Iowa       | 7 | 13 | 12 | 6 | 38 |
| California | 0 | 0  | 6  | 6 | 12 |

**GAME RECAP**

Bob Jeter ran for 194 yards on nine carries, earned Player-of-the-Game honors and led Iowa to a 38-12 win over California in the 45th Rose Bowl.

Over 18,000 Iowa fans made the trip to Pasadena. Head Coach Forest Evashevski had to get out of his sickbed to lead Iowa to its second Rose Bowl win in three years.

Willie Fleming tallied twice for the winners. Fleming had 85 yards (nine attempts) on the ground.

The Hawkeyes set Rose Bowl records for total offense (516) and rushing offense (429). Jeter's 21.6 yards per carry average and his 81-yard TD run were Rose Bowl records.

**SCORING SUMMARY**

IA -- Duncan 2-yard run (Prescott kick)  
 IA -- Langston 7-yard pass from Duncan (Prescott kick)  
 IA -- Horn 4-yard run (kick failed)  
 CAL -- Hart 1-yard run (pass failed)  
 IA -- Fleming 37-yard run (pass failed)  
 IA -- Jeter 81-yard run (pass failed)  
 IA -- Fleming 7-yard run (pass failed)  
 CAL -- Hart 17-yard pass from Kapp (run failed)

**Attendance: 98,297**

| Iowa   | TEAM STATISTICS | CAL    |
|--------|-----------------|--------|
| 24     | First Downs     | 20     |
| 55-429 | Rushes-yards    | 53-214 |
| 87     | Passing yards   | 130    |
| 9-14-0 | Passes          | 9-20-2 |
| 72-516 | Total offense   | 78-344 |
| 3-41   | Punts-average   | 5-37   |
| 3-1    | Fumbles-lost    | 2-2    |
| 5-55   | Penalties-yards | 5-35   |

**INDIVIDUAL LEADERS****RUSHING**

IOWA: Jeter 9-194, Fleming 9-85, Gravel 3-45, Nocera 9-37  
 CAL: Olguin 9-62, Patton 9-45, Kapp 10-34

**PASSING**

IOWA: Duncan 5-7-0-50, Ogiego 4-5-0-37  
 CAL: Kapp 8-17-1-126

**RECEIVING**

IOWA: Prescott 3-31  
 CAL: Hart 4-61, Garvin 1-31

**1982 Rose Bowl**Washington -- 28, Iowa -- 0  
Jan. 1, 1982, Rose Bowl, Pasadena, Calif.

|            |   |    |   |    |    |
|------------|---|----|---|----|----|
| Washington | 0 | 13 | 0 | 15 | 28 |
| Iowa       | 0 | 0  | 0 | 0  | 0  |

**GAME RECAP**

Washington's Jacque Robinson rushed for 142 yards and two touchdowns as the Huskies blanked Iowa 28-0 in the 68th Rose Bowl game.

One of the key plays was late in the first half when Iowa tried to convert a fourth-and-seven situation at Washington's 40-yard line. Pete Gales' pass was incomplete, and the Huskies moved the ball downfield and scored with 0:19 left for a 13-0 halftime lead.

Iowa's offense turned the ball over five times while Washington had just one turnover.

**SCORING SUMMARY**

W -- Robinson 1-yard run (Nelson kick)  
 W -- Coty 1-yard run (pass failed)  
 W -- Robinson 34-yard run (Skansi pass from Pelleur)  
 W -- Cowan 3-yard run (Nelson kick)

**Attendance: 105,611**

| WASH    | TEAM STATISTICS | IOWA    |
|---------|-----------------|---------|
| 22      | First Downs     | 14      |
| 51-186  | Rushes-yards    | 43-180  |
| 142     | Passing yards   | 84      |
| 15-29-1 | Passes          | 10-21-3 |
| 80-328  | Total offense   | 64-264  |
| 7-36    | Punts-average   | 5-47    |
| 0-0     | Fumbles-lost    | 2-2     |
| 3-28    | Penalties-yards | 6-73    |

**INDIVIDUAL LEADERS****RUSHING**

IOWA: Granger 13-80, Bohannon 10-44  
 UW: Robinson 20-142

**PASSING**

IOWA: Gales 4-7-1-51, Bohannon 6-14-2-33  
 UW: Pelleur 15-29-1-142

**RECEIVING**

IOWA: Brown 6-52  
 UW: Skansi 4-69, Allen 5-68



## 1982 Peach Bowl

Iowa -- 28, Tennessee -- 22  
 Dec. 31, 1982, Fulton County Stadium, Atlanta, Ga.

|           |   |    |    |   |    |
|-----------|---|----|----|---|----|
| Iowa      | 0 | 21 | 7  | 0 | 28 |
| Tennessee | 7 | 0  | 12 | 3 | 22 |

### GAME RECAP

A brilliant passing performance by Chuck Long led the Hawkeyes to a 28-22 Peach Bowl win over Tennessee. Long completed 14 of 17 first half passes for 231 yards and three touchdowns.

Iowa led 21-7 at the intermission. Long had 304 yards passing and 306 yards total offense, both Peach Bowl records.

Dave Moritz tied the bowl game record with eight receptions, all in the first half. Nineteen Peach Bowl pass from Long (Nichol kick). Iowa WR Ronnie Harmon had a pair of TD receptions.

The Peach Bowl was the first non-Rose Bowl postseason game in school history.

### SCORING SUMMARY

TN -- Cockrell 6-yard run (Revez kick)  
 IA -- Moritz 57-yard pass from Long (Nichol kick)  
 IA -- Harmon 18-yard pass from Long (Nichol kick)  
 IA -- Harmon 8-yard pass from Long (Nichol kick)  
 TN -- Coleman 10-yard run (kick failed)  
 IA -- Phillips 2-yard run (Nichol kick)  
 TN -- Gault 19-yard pass from Cockrell (pass failed)  
 TN -- Reveiz 27-yard field goal

Attendance: 50,134

| IOWA    | TEAM STATISTICS | TENN    |
|---------|-----------------|---------|
| 24      | First Downs     | 23      |
| 43-110  | Rushes-yards    | 38-154  |
| 304     | Passing yards   | 221     |
| 19-26-1 | Passes          | 22-41-0 |
| 69-414  | Total offense   | 79-375  |
| 5-35    | Punts-average   | 5-45    |
| 1-1     | Fumbles-lost    | 2-1     |
| 3-30    | Penalties-yards | 7-47    |

### INDIVIDUAL LEADERS

#### RUSHING

IOWA: Gill 16-70, Phillips 10-34  
 UT: Coleman 11-103, Furnas 12-52

#### PASSING

IOWA: Long 19-26-1-304  
 UT: Cockrell 22-41-0-221

#### RECEIVING

IOWA: Moritz 8-168, Harmon 3-44, Gill 3-39  
 UT: Wilson 7-62, Duncan 3-52, Miller 2-30

## 1983 Gator Bowl

Florida -- 14, Iowa -- 6  
 Dec. 30, 1983, Gator Bowl, Jacksonville, Fla.

|         |   |   |   |   |    |
|---------|---|---|---|---|----|
| Iowa    | 0 | 3 | 3 | 0 | 6  |
| Florida | 7 | 7 | 0 | 0 | 14 |

### GAME RECAP

Cold weather stalled a couple of high-powered offenses in the 39th annual Gator Bowl as Florida defeated Iowa 14-6. The wind chill at game time was 13 degrees below zero.

The Hawkeyes and Gators combined for six interceptions, 19 penalties and only seven of 31 third down conversions in the ragged contest.

The play of the game took place with 1:08 left in the first half. Tom Nichol, attempting to punt out of his own end zone, misplayed a high snap and Florida's Doug Drew covered it for a touchdown. Nichol scored the Hawkeyes' only points on a pair of short field goals. Owen Gill led the Hawkeye offense with 83 yards rushing.

### SCORING SUMMARY

UF -- Anderson 1-yard run (Raymond kick)  
 IA -- Nichol 32-yard field goal  
 UF -- Drew fumble recovery in end zone (Raymond kick)  
 IA -- Nichol 31-yard field goal

Attendance: 81,293

| IOWA    | TEAM STATISTICS | FLORIDA |
|---------|-----------------|---------|
| 16      | First Downs     | 14      |
| 40-114  | Rushes-yards    | 44-168  |
| 167     | Passing yards   | 92      |
| 13-30-4 | Passes          | 9-23-2  |
| 70-281  | Total offense   | 67-250  |
| 2-40    | Punts-average   | 7-38    |
| 2-1     | Fumbles-lost    | 0-0     |
| 7-44    | Penalties-yards | 12-105  |

### INDIVIDUAL LEADERS

#### RUSHING

IOWA: Gill 10-83, Granger 9-37, Phillips 13-33  
 UF: Anderson 17-84, Williams 10-68

#### PASSING

IOWA: Long 13-28-4-167  
 UF: Peace 9-22-2-92

#### RECEIVING

IOWA: Harmon 6-90  
 UF: Dixon 5-55

**1984 Freedom Bowl**Iowa -- 55, Texas -- 17  
Dec. 26, 1984, Anaheim Stadium, Anaheim, Calif.

|       |    |    |    |   |    |
|-------|----|----|----|---|----|
| Texas | 0  | 17 | 0  | 0 | 17 |
| Iowa  | 14 | 10 | 31 | 0 | 55 |

**GAME RECAP**

Chuck Long's passing performance surpassed all previous bowl games as the Hawkeyes blasted Texas 55-17 in the inaugural Freedom Bowl. Long completed 29 of 39 passes for 461 yards and six TDs despite a steady rain throughout the game.

Iowa scored 31 unanswered points in the third quarter. Long's third quarter totals were 12-14 passes for 241 yards and four touchdowns. Both Robert Smith (4 catches, 115 yards) and Bill Happel (8, 104) had over 100 yards receiving.

**SCORING SUMMARY**

IA -- Hayes 6-yard pass from Long (Nichol kick)  
 IA -- Flagg 11-yard pass from Long (Nichol kick)  
 TX -- Bryant 11-yard pass from Dodge (Ward kick)  
 IA -- Bush 1-yard run (Nichol kick)  
 TX -- Harris 1-yard pass from Dodge (Ward kick)  
 TX -- Ward 46-yard field goal  
 IA -- Nichol 27-yard field goal  
 IA -- Nichol 35-yard field goal  
 IA -- Happel 33-yard pass from Long (Nichol kick)  
 IA -- Smith 49-yard pass from Long (Nichol kick)  
 IA -- Helverson 4-yard pass from Long (Nichol kick)  
 IA -- Hayes 15-yard pass from Long (Nichol kick)

**Attendance: 24,093**

| TEXAS   | TEAM STATISTICS | IOWA    |
|---------|-----------------|---------|
| 15      | First Downs     | 28      |
| 35-115  | Rushes-yards    | 41-91   |
| 185     | Passing yards   | 469     |
| 17-34-2 | Passes          | 30-40-0 |
| 69-300  | Total offense   | 81-560  |
| 5-43    | Punts-average   | 4-42    |
| 3-3     | Fumbles-lost    | 5-2     |
| 6-50    | Penalties-yards | 4-27    |

**INDIVIDUAL LEADERS****RUSHING**

IOWA: Gill 17-61.  
 UT: Orr 12-67, Johnson 8-56

**PASSING**

IOWA: Long 29-39-0-461  
 UT: Dodge 16-32-2-180

**RECEIVING**

IOWA: Smith 4-115, Happel 8-104, Flagg 5-71, Hayes 3-70  
 UT: Bryant 3-50, Duhon 1-47, Moerschell 4-40, Harris 6-37

**1986 Rose Bowl**UCLA -- 45, Iowa -- 28  
Jan. 1, 1986, Rose Bowl, Pasadena, Calif.

|      |    |    |   |    |    |
|------|----|----|---|----|----|
| UCLA | 10 | 14 | 7 | 14 | 45 |
| Iowa | 7  | 3  | 7 | 11 | 28 |

**GAME RECAP**

UCLA freshman tailback Eric Ball paved the way for the Bruins' 45-28 upset victory over Big Ten champion Iowa.

Ball, who didn't start, rambled for 227 yards on 22 carries. Ball scored on runs of 30, 40, six and 32 yards. Iowa QB Chuck Long completed 29 of 37 attempts for 319 yards and one score.

The Hawkeyes turned the ball over five times, including four times in the first half, as UCLA built a 24-10 lead. RB Ronnie Harmon caught a career-high 11 passes for 102 yards and Rob Houghtlin added field goals of 24 and 52 yards.

The teams combined for 889 yards of total offense and 54 first downs.

**SCORING SUMMARY**

IA -- Hudson 1-yard run (Houghtlin kick)  
 UCLA -- Ball 30-yard run (Lee kick)  
 UCLA -- Lee 42-yard field goal  
 IA -- Houghtlin 24-yard field goal  
 UCLA -- Ball 40-yard run (Lee kick)  
 UCLA -- Ball 6-yard run (Lee kick)  
 IA -- Long 4-yard run (Houghtlin kick)  
 UCLA -- Sherrard 6-yard pass from Stevens (Lee kick)  
 UCLA -- Ball 32-yard run (Lee kick)  
 IA -- Houghtlin 52-yard field goal  
 UCLA -- Stevens 1-yard run (Lee kick)  
 IA -- Happel 11-yard pass from Long (K. Harmon run)

**Attendance: 103,292**

| UCLA    | TEAM STATISTICS | IOWA    |
|---------|-----------------|---------|
| 29      | First Downs     | 25      |
| 55-299  | Rushes-yards    | 34-82   |
| 189     | Passing yards   | 319     |
| 16-26-1 | Passes          | 29-38-1 |
| 81-488  | Total offense   | 72-401  |
| 2-38    | Punts-average   | 2-32    |
| 3-2     | Fumbles-lost    | 4-4     |
| 6-36    | Penalties-yards | 5-40    |

**INDIVIDUAL LEADERS****RUSHING**

IOWA: R. Harmon 14-55, Hudson 13-53  
 UCLA: Ball 22-227, Green 13-46, Farr 5-42

**PASSING**

IOWA: Long 29-37-1-319  
 UCLA: Stevens 16-26-1-189

**RECEIVING**

IOWA: R. Harmon 11-102, Happel 6-89, Flagg 3-55, Smith 4-44  
 UCLA: Dorrell 3-59, Sherrard 4-48, Tennell 3-30

### 1986 Holiday Bowl

Iowa -- 39, San Diego State -- 38  
 Dec. 30, 1986, Jack Murphy Stadium, San Diego, Calif.

|                 |   |    |   |    |    |
|-----------------|---|----|---|----|----|
| Iowa            | 7 | 6  | 8 | 18 | 39 |
| San Diego State | 6 | 15 | 7 | 10 | 38 |

#### GAME RECAP

Rob Houghtlin's 41-yard field goal as time expired culminated an 18-point blitz in the final 8:39 and helped Iowa down San Diego State 39-38 in the ninth annual Holiday Bowl.

The Hawkeyes stormed back on a pair of Mark Vlasic TD throws in the final period to take a 36-35 lead. SDSU's Kevin Rahill booted a 21-yard FG with 0:47 left to give the Aztecs a 38-36 advantage.

Kevin Harmon returned the ensuing kickoff to the SDSU 37-yard line, and Houghtlin kicked the game winner four plays later. Iowa was able to win only after converting two-point conversions following two of its final three touchdowns.

#### SCORING SUMMARY

IA -- Bayless 5-yard run (Houghtlin kick)  
 SDSU -- Hardy 6-yard pass from Santos (kick failed)  
 SDSU -- Jackson 44-yard pass from Santos (Hardy run)  
 IA -- Vlasic 1-yard run (kick failed)  
 SDSU -- Gilbreath 28-yard pass from Santos (Rahill kick)  
 SDSU -- Gilmore 1-yard run (Rahill kick)  
 IA -- Hudson 1-yard run (Smith pass from Vlasic)  
 SDSU -- Hardy 6-yard run (Rahill kick)  
 IA -- Cook 29-yard pass from Vlasic (Flagg pass from Hartlieb)  
 IA -- Flagg 4-yard pass from Vlasic (Houghtlin kick)  
 SDSU -- Rahill 21-yard field goal  
 IA -- Houghtlin 41-yard field goal

Attendance: 59,473

| IOWA    | TEAM STATISTICS | SDSU    |
|---------|-----------------|---------|
| 21      | First Downs     | 17      |
| 41-141  | Rushes-yards    | 36-117  |
| 222     | Passing yards   | 298     |
| 15-29-1 | Passes          | 21-33-2 |
| 70-363  | Total offense   | 69-415  |
| 4-43    | Punts-average   | 5-47    |
| 2-1     | Fumbles-lost    | 0-0     |
| 4-17    | Penalties-yards | 7-70    |

#### INDIVIDUAL LEADERS

##### RUSHING

IOWA: Bayless 19-110, Hudson 9-43  
 SDSU: Hardy 26-83, Gilmore 7-35

##### PASSING

IOWA: Vlasic 15-28-1-222  
 SDSU: Santos 21-33-2-298

##### RECEIVING

IOWA: Flagg 4-66, Early 3-57, Cook 2-51  
 SDSU: Jackson 2-89, Gilbreath 5-87, Gilmore 9-70

### 1987 Holiday Bowl

Iowa -- 20, Wyoming -- 19  
 Dec. 30, 1987, Jack Murphy Stadium, San Diego, Calif.

|         |    |   |   |    |    |
|---------|----|---|---|----|----|
| Iowa    | 0  | 7 | 0 | 13 | 20 |
| Wyoming | 12 | 7 | 0 | 0  | 19 |

#### GAME RECAP

Iowa's defense and special teams scored two touchdowns and FB David Hudson tallied on a short run in the fourth period to rally the Hawkeyes to a 20-19 triumph over Wyoming in the 10th Holiday Bowl.

Merton Hanks deflected a second-period punt, the first of his two blocked kicks, and Jay Hess covered it in the end zone for a score. Anthony Wright cut the lead to 19-13 with a 33-yard interception return.

Greg Worker's 52-yard FG attempt was blocked by Hanks with 46 seconds left to preserve the victory.

Wright, who added six tackles, was Iowa's game MVP. Wyoming had a 12-0 lead before Hess got the Hawkeyes on the scoreboard, but Iowa still trailed 19-7 at halftime before pitching a shutout in the second half.

#### SCORING SUMMARY

W -- Worker 43-yard field goal  
 W -- Worker 38-yard field goal  
 W -- Loving 15-yard pass from Burnett (pass failed)  
 IA -- Hess 10-yard blocked punt return (Houghtlin kick)  
 W -- Abraham 3-yard run (Worker kick)  
 IA -- Wright 33-yard interception return (Houghtlin kick)  
 IA -- Hudson 1-yard run (pass failed)

Attendance: 61,892

| IOWA    | TEAM STATISTICS | WYOMING |
|---------|-----------------|---------|
| 17      | First Downs     | 19      |
| 36-94   | Rushes-yards    | 21-43   |
| 237     | Passing yards   | 332     |
| 21-35-0 | Passes          | 28-51-1 |
| 71-331  | Total offense   | 72-375  |
| 8-42    | Punts-average   | 6-30    |
| 1-1     | Fumbles-lost    | 0-0     |
| 6-57    | Penalties-yards | 7-61    |

#### INDIVIDUAL LEADERS

##### RUSHING

IOWA: Harmon 12-47, Hudson 10-43  
 UW: Abraham 14-39

##### PASSING

IOWA: Hartlieb 21-35-0-237  
 UW: Burnett 28-51-1-332

##### RECEIVING

IOWA: Flagg 6-93, Watkins 4-72, Cook 6-43  
 UW: Sargent 8-106, Loving 5-63, Wood 4-51, Joseph 4-42

**1988 Peach Bowl**

N. C. State -- 28, Iowa -- 23  
Dec. 31, 1988, Fulton County Stadium, Atlanta, Ga.

|             |   |    |   |   |    |
|-------------|---|----|---|---|----|
| Iowa        | 3 | 7  | 7 | 6 | 23 |
| N. C. State | 7 | 21 | 0 | 0 | 28 |

**GAME RECAP**

Iowa couldn't overcome seven turnovers, including three interceptions by North Carolina State's Michael Brooks, in a 28-23 loss in the Peach Bowl.

NC State jumped out to a 28-3 lead before the Hawkeyes staged a furious comeback with 20 unanswered points. Chuck Hartlieb passed for 428 yards -- 122 to Marv Cook and 101 and two TDs to Deven Harberts -- in the catch-up effort.

The Hawkeyes trailed 28-3 just 15 minutes into the game before Hartlieb worked his magic.

The Wolfpack also committed seven turnovers, losing five fumbles. Freshman Tyrell Jackson scored two TDs for NC State.

**SCORING SUMMARY**

NCSU -- Davenport 1-yard run (Hartman kick)  
IA -- Murphy 30-yard field goal  
NCSU -- Peebles 75-yard pass from Montgomery (Hartman kick)  
NCSU -- Jackson 2-yard run (Hartman kick)  
NCSU -- Jackson 30-yard run (Hartman kick)  
IA -- Harberts 8-yard pass from Hartlieb (Murphy kick)  
IA -- Harberts 22-yard pass from Hartlieb (Murphy kick)  
IA -- Smith 7-yard pass from Hartlieb (pass failed)

Attendance : 44,635

| IOWA    | TEAM STATISTICS | NCSU    |
|---------|-----------------|---------|
| 21      | First Downs     | 24      |
| 19-46   | Rushes-yards    | 72-236  |
| 428     | Passing yards   | 195     |
| 30-51-4 | Passes          | 11-23-2 |
| 70-447  | Total offense   | 95-401  |
| 6-36    | Punts-average   | 5-36    |
| 4-3     | Fumbles-lost    | 8-5     |
| 4-44    | Penalties-yards | 4-40    |

**INDIVIDUAL LEADERS****RUSHING**

IOWA: Saunders 6-22  
NCSU: Jackson 17-86, Crite 13-53

**PASSING**

IOWA: Hartlieb 30-51-4-428  
NCSU: Montgomery 7-10-1-152

**RECEIVING**

IOWA: Cook 8-122, Harberts 6-101, Bass 4-67  
NCSU: Peebles 2-91

**1991 Rose Bowl**

Washington -- 46, Iowa -- 34  
Jan. 1, 1991, Rose Bowl, Pasadena, Calif.

|            |    |    |   |    |    |
|------------|----|----|---|----|----|
| Iowa       | 0  | 7  | 7 | 20 | 34 |
| Washington | 10 | 23 | 6 | 7  | 46 |

**GAME RECAP**

Iowa charged back from a 33-7 halftime deficit to pull within 13 (39-26) with 5:07 left, but Washington held on to defeat the Hawkeyes 46-34.

Nick Bell gained 64 yards to go over 1,000 for the season (1,009) and Tony Stewart became Iowa's all-time leading rusher (2,562).

The receiving corps was a bright spot for Iowa, combining for 315 yards on 17 catches. Mike Saunders led Iowa's receivers with five catches for 99 yards and Bell totaled 85 yards on three receptions.

Bell and QB Matt Rodgers both rushed for two touchdowns.

**SCORING SUMMARY**

UW -- Hanson 23-yard field goal  
UW -- Hall 27-yard return of blocked punt (Hanson kick)  
IA -- Bell 15-yard run (Skillett kick)  
UW -- Hanson 38-yard field goal  
UW -- Mincy 37-yard return of interception (run failed)  
UW -- Brunell 5-yard run (Hanson kick)  
UW -- Bailey 22-yard pass from Brunell (Hanson kick)  
IA -- Rodgers 7-yard run (Skillett kick)  
UW -- Brunell 20-yard run (run failed)  
IA -- Rodgers 9-yard run (run failed)  
IA -- Bell 20-yard run (run failed)  
UW -- Bailey 31-yard pass from Brunell (Hanson kick)  
IA -- Saunders 12-yard pass from Rodgers (Velicer pass from Rodgers)

Attendance: 101,273

| WASH    | TEAM STATISTICS | IOWA    |
|---------|-----------------|---------|
| 19      | First Downs     | 19      |
| 40-222  | Rushes-yards    | 39-139  |
| 163     | Passing yards   | 315     |
| 14-25-2 | Passes          | 17-37-4 |
| 65-385  | Total Offense   | 76-454  |
| 4-42    | Punts-average   | 6-33    |
| 3-1     | Fumbles-lost    | 4-1     |
| 5-45    | Penalties-yards | 8-55    |
| 30:30   | Possession time | 29:30   |

**INDIVIDUAL LEADERS****RUSHING**

IOWA: Bell 11-64, Montgomery 4-26, Stewart 7-21  
UW: Lewis 19-128, Bryant 3-47, Brunell 10-28

**PASSING**

IOWA: Rodgers 15-34-3-196, Hughes 1-1-0-66, Titley 1-1-0-53  
UW: Brunell 14-22-1-163

**RECEIVING**

IOWA: Saunders 5-99, Bell 3-85, Filloon 1-53  
UW: Bailey 2-53, Turner 3-36, Pierce 4-32



## 1991 Holiday Bowl

Iowa -- 13, Brigham Young -- 13  
 Dec. 30, 1991, Jack Murphy Stadium, San Diego, Calif.

|      |   |   |   |   |    |
|------|---|---|---|---|----|
| Iowa | 6 | 7 | 0 | 0 | 13 |
| BYU  | 0 | 6 | 0 | 7 | 13 |

### GAME RECAP

Iowa's attempt to become the winningest team in Hawkeye history came up just short at the hands of Ty Detmer and Brigham Young.

The 1990 Heisman Trophy winner passed for 350 yards in rallying the Cougars back from a 13-0 halftime deficit. Iowa built its lead on two touchdown runs by Mike Saunders. Saunders joined Iowa's exclusive 1,000-yard in a season club. He had 103 yards on 19 carries in the Holiday Bowl to give him 1,022 for the season and 1,476 career rushing yards.

Iowa QB Matt Rodgers completed 19 of 28 passes for 221 yards. Jon Filloon caught a career-high seven passes for 107 yards in his final game as a Hawkeye. All-American defensive end Leroy Smith was injured in the first half and never returned to the Iowa lineup.

BYU had a chance to win the game with under 30 seconds to play. The Cougars had a first down on the Iowa 18-yard line with the score tied. However, Detmer's final pass was intercepted by Carlos James at the goal line.

Teddy Jo Faley led Iowa's defenders with 14 tackles, including 13 solo stops.

The Hawkeyes finished the season ranked 10th in both the AP and CNN/USA Today polls with a 10-1-1 record.

### SCORING SUMMARY

IA -- Saunders 13-yard run (kick failed)

IA -- Saunders 5-yard run (Skillett kick)

BYU -- Tuipulotu 9-yard pass from Detmer (kick failed)

BYU -- Anderson 29-yard pass from Detmer (Kauffman kick)

Attendance: 60,646

| BYU     | TEAM STATISTICS | IOWA    |
|---------|-----------------|---------|
| 26      | First Downs     | 20      |
| 33-80   | Rushes-yards    | 33-125  |
| 350     | Passing yards   | 221     |
| 29-44-1 | Passes          | 19-28-1 |
| 2-88    | Punts-average   | 4-139   |
| 0-0     | Fumbles-lost    | 0-0     |
| 7-60    | Penalties-yards | 7-61    |
| 32:23   | Possession time | 27:37   |

### INDIVIDUAL LEADERS

#### RUSHING

IOWA: Saunders 19-103, Montgomery 7-35

BYU: Willis 13-61, Tuipulotu 12-44

#### PASSING

IOWA: Rodgers 19-28-1-221

BYU: Detmer 29-44-1-350

#### RECEIVING

IOWA: Filloon 7-107, Hughes 5-48, Cross 3-31

BYU: Tuipulotu 8-85, Rex 6-71, Drage 5-62, Nowatzke 3-60

#### TACKLES

IOWA: Faley 14, Polly 8, Blue 6, Clark 6, Derby 6

BYU: Hansen 9, Mitchell 9, Arnold 8, Biegel 6

## 1993 Alamo Bowl

California -- 37, Iowa -- 3  
 Dec. 31, 1993, Alamodome, San Antonio, Texas

|            |   |    |   |   |    |
|------------|---|----|---|---|----|
| Iowa       | 0 | 0  | 3 | 0 | 3  |
| California | 6 | 17 | 7 | 7 | 37 |

### GAME RECAP

California exploded for 17 points in the second quarter and defeated Iowa 37-3 in the inaugural Alamo Bowl.

The Golden Bears built a 9-0 lead on three field goals by Doug Brien, then expanded their advantage to 16-0 on a six-yard touchdown pass from Dave Barr to Mike Caldwell.

Iowa's deficit increased when Jerrott Willard picked off a Paul Burmeister pass and ran it 61 yards for a score just before halftime. Iowa's only points in the second half came on a 42-yard field goal by Brion Hurley in the third quarter.

Iowa finished the season with a 6-6 record. A bright spot was punter Nick Gallery, who averaged 43 yards on eight punts. Harold Jasper had four pass receptions for 55 yards to lead Iowa's receivers. Larry Blue received the Alamo Bowl Sportsmanship Award.

The game marked Coach Hayden Fry's first return to his home state for a game since he took the Iowa job 15 years earlier.

### SCORING SUMMARY

Cal -- Brien 37-yard field goal

Cal -- Brien 20-yard field goal

Cal -- Brien 30-yard field goal

Cal -- Caldwell 6-yard pass from Barr (Brien kick)

Cal -- Willard 61-yard interception return (Brien kick)

IA -- Hurley 42-yard field goal

Cal -- Uwaezuoke 34-yard pass from Barr (Brien kick)

Cal -- Remington 12-yard pass from Barr (Brien kick)

Attendance: 45,716

| CAL     | TEAM STATISTICS | IOWA   |
|---------|-----------------|--------|
| 28      | First Downs     | 5      |
| 55-179  | Rushes-yards    | 21-20  |
| 266     | Passing yards   | 70     |
| 445     | Total offense   | 90     |
| 21-28-0 | Passes          | 6-17-1 |
| 2-42    | Punts-average   | 8-43   |
| 3-1     | Fumbles-lost    | 1-0    |
| 5-35    | Penalties-yards | 10-74  |
| 43:14   | Possession time | 16:46  |

### INDIVIDUAL LEADERS

#### RUSHING

IOWA: Kahl 5-27, King 5-19, Shaw 4-14

CAL: Chapman 24-89, Edwards 6-42, Rutherford 10-40

#### PASSING

IOWA: Burmeister 6-17-1-37

CAL: Barr 21-28-0-266

#### RECEIVING

IOWA: Jasper 4-55, Dean 2-15

CAL: Caldwell 5-80, Uwaezuoke 2-55, Chapman 5-50

#### TACKLES

IOWA: Dailey 16, Sether 10, Hilliard 9

CAL: Willard 6, Spears 5

**1995 Sun Bowl**Iowa -- 38, Washington -- 18  
Dec. 29, 1995, Sun Bowl Stadium, El Paso, Texas

|            |    |    |    |    |    |
|------------|----|----|----|----|----|
| Iowa       | 10 | 11 | 10 | 7  | 38 |
| Washington | 0  | 0  | 6  | 12 | 18 |

**GAME RECAP**

Iowa jumped out to the early lead and didn't look back, defeating Pac-10 co-champion Washington, 38-18, in the 62nd annual Sun Bowl.

Sedrick Shaw started the Iowa scoring by taking a handoff and running 58 yards for a touchdown only 1:52 into the game.

Kickers Brion Hurley and Zach Bromert each added a pair of field goals. A snap over the punter's head led to a safety and a 21-0 halftime lead for the Hawkeyes. Hurley kicked his third field goal of the day from 50 yards out as Iowa's lead climbed to 24 in the third quarter.

Washington got on the board for the first time at the 8:37 mark of the third quarter when Shane Fortney hit Jerome Pathon on a 30-yard touchdown pass.

Iowa fullback Michael Burger scored on runs of eight- and one-yard to increase the score to 38-6 before Washington added two late scores.

The Iowa defense recorded four sacks while forcing three fumbles.

Hawkeye running backs Shaw (135) and Tavian Banks (122) each rushed for over 100 yards. The win moved Iowa's final record to 8-4.

**SCORING SUMMARY**

IA -- Shaw 58-yard run (Bromert kick)  
 IA -- Hurley 49-yard field goal  
 IA -- Safety, punt snap out of endzone  
 IA -- Bromert 33-yard field goal  
 IA -- Hurley 47-yard field goal  
 IA -- Hurley 50-yard field goal  
 W -- Pathon, 30-yard pass from Fortney (pass failed)  
 IA -- Burger 8-yard run (Bromert kick)  
 IA -- Burger 1-yard run (Bromert kick)  
 W -- Coleman 3-yard pass from Huard (pass failed)  
 W -- Conwell 20-yard pass from Huard (run failed)

**Attendance: 49,116**

| IOWA    | TEAM STATISTICS | UW      |
|---------|-----------------|---------|
| 18      | First Downs     | 14      |
| 50-286  | Rushes-yards    | 29-96   |
| 135     | Passing yards   | 250     |
| 421     | Total offense   | 346     |
| 26-11-2 | Passes          | 37-19-0 |
| 5-39.4  | Punts-average   | 7-27.1  |
| 1-0     | Fumbles-lost    | 3-3     |
| 12-106  | Penalties-yards | 8-58    |
| 35:32   | Possession time | 24:28   |

**INDIVIDUAL LEADERS****RUSHING**

IOWA: Shaw 21-135, Banks 13-122, Burger 7-39  
 UW: Neal 9-65, Shehee 8-38

**PASSING**

IOWA: Sherman 24-11-1-135  
 UW: Huard 26-14-0-194, Fortney 11-5-0-56

**RECEIVING**

IOWA: Slutzker 4-66, Dwight 3-40  
 UW: Conwell 4-71, Pathon 4-62, Coleman 3-33

**TACKLES**

IOWA: Rollins 8, Diaco 6, Jackson 6  
 UW: Aleaga 14, Devers 9, Jensen 9, Malloe 9, Davis 9

**1996 Alamo Bowl**Iowa -- 27, Texas Tech -- 0  
Dec. 29, 1996, Alamodome, San Antonio, Texas

|            |   |    |   |    |    |
|------------|---|----|---|----|----|
| Iowa       | 6 | 11 | 0 | 10 | 27 |
| Texas Tech | 0 | 0  | 0 | 0  | 0  |

**GAME RECAP**

In its first trip back to San Antonio since losing to California 37-3 in the inaugural 1993 Alamo Bowl, Iowa's defense put on a clinic in stopping the run - one runner in particular.

Iowa's group of run-stoppers, headed by sophomore linebackers Matt Hughes and Vernon Rollins, held Doak Walker Award winner and 2,000-yard rusher Byron Hanspard to 64 yards rushing on 18 attempts. In the process the Hawkeyes shut down Texas Tech for a dominating 27-0 win.

Hanspard's longest run of the evening was 17 yards, as Iowa controlled the line of scrimmage and limited the Red Raiders to 60 yards total rushing.

The victory was Iowa's second shutout of the season (the Hawkeyes also blanked Wisconsin 31-0). And while Hanspard was held in check throughout, Iowa senior Sedrick Shaw was unstoppable as he rushed for 113 yards on 20 carries and one touchdown. Shaw's second touchdown run was impressive, as he broke three tackles enroute to the end zone.

Matt Sherman led a consistent Iowa offense with 126 yards passing - 105 to wide receiver Tim Dwight. The Hawkeye ground attack churned for 217 yards. Hughes finished with eight tackles, while Rollins added five.

Sophomore Jared DeVries finished with two sacks and five tackles, three for a loss. Shaw and DeVries were named offensive and defensive MVP's, respectively.

**SCORING SUMMARY**

IA -- Sherman 1-yard run (Bromert rush failed)  
 IA -- Shaw 20-yard run (Knipper pass reception)  
 IA -- Bromert 36-yard field goal  
 IA -- Bromert 26-yard field goal  
 IA -- Filer 14-yard run (Bromert kick)

**Attendance: 55,677**

| IOWA   | TEAM STATISTICS | TTU   |
|--------|-----------------|-------|
| 23     | First Downs     | 13    |
| 52-217 | Rushes-yards    | 31-61 |
| 139    | Passing yards   | 145   |
| 356    | Total offense   | 206   |
| 10-17  | Passes          | 14-32 |
| 0-0    | Fumbles-lost    | 0-0   |
| 8-78   | Penalties-yards | 7-68  |
| 34:56  | Possession time | 25:04 |

**INDIVIDUAL LEADERS****RUSHING**

IOWA: Shaw 20-113, Filer 4-41, Banks 13-30, Granquist 4-25  
 TTU: Hanspard 18-64, Lethridge 12- (-4)

**RECEIVING**

IOWA: Dwight 6-105, Knipper 1-17, Willock 1-13  
 TTU: Hart 4-46, McKenzie 3-38, DuBuc 3-20

**PASSING**

IOWA: Sherman 9-16-126, Driscoll 1-1-13  
 TTU: 13-28-1-139, Cavazos 1-4-6

**TACKLES**

IOWA: Hughes 8, DeVries 5, Rollins 5, Ennis-Inge 5  
 TTU: Brown 7, Reagor 6, Jones 5, Johnson 5

## 1997 Sun Bowl

Arizona State -- 17, Iowa -- 7  
 Dec. 31, 1997, Sun Bowl Stadium, El Paso, Texas

|               |   |    |   |   |    |
|---------------|---|----|---|---|----|
| Arizona State | 0 | 10 | 7 | 0 | 17 |
| Iowa          | 0 | 0  | 0 | 7 | 7  |

### GAME RECAP

An incredible defensive effort by Arizona State, it picked apart Iowa's ninth-ranked offense and earned the Sun Devils a 17-7 win in the Norwest Sun Bowl.

The Sun Devil offense overshadowed Iowa, as ASU rushed for 268 yards and compiled 377 yards total offense. RB Tavian Banks sparked the offense unit on Iowa's second possession, breaking loose for a 26-yard run to the ASU 30. Unfortunately, for Iowa, ASU held the nation's fourth-best rusher to only 52 yards in the game.

In the second quarter ASU set a seven-play, 55-yard scoring drive into motion, and never looked back. The Sun Devils recovered an Iowa fumble late in the first half and added a field goal for a 10-0 halftime advantage.

Iowa was able to score on a six-play, 87-yard scoring drive, under the direction of quarterback Randy Reiners, late in the fourth quarter.

Linebackers Raj Clark and Matt Hughes led the Iowa defense, each recording 12 tackles, while CB Ed Gibson added 11. Jared DeVries contributed nine tackles, two tackles for loss and one sack.

Iowa punter Jason Baker was named Sun Bowl Special Teams MVP after averaging 48.9 yards per punt, including a Sun Bowl-record 76-yarder.

### SCORING SUMMARY

ASU -- Jackson 35-yard pass from Campbell (Nycz kick)

ASU -- Nycz 20-yard field goal

ASU -- Martin 1-yard run (Nycz kick)

IA -- Carter 26-yard pass from Reiners (Bromert kick)

Attendance: 49,104

| IOWA    | TEAM STATISTICS | ASU    |
|---------|-----------------|--------|
| 10      | First Downs     | 18     |
| 30-19   | Rushes-Yards    | 61-268 |
| 190     | Passing Yards   | 109    |
| 209     | Total Yards     | 377    |
| 12-27-0 | Passes          | 5-11-0 |
| 8-48.9  | Punts-Average   | 9-36.1 |
| 0-0     | Fumbles-Lost    | 0-0    |
| 7-44    | Penalties-Yards | 11-90  |
| 24:31   | Possession Time | 35:29  |

### INDIVIDUAL LEADERS

#### RUSHING

IOWA: Banks 14-52, Thein 3-5, Burger 1-1

ASU: Martin 27-169, Redmond 13-50

#### PASSING

IOWA: Sherman 8-22-0-120, Reiners 4-5-0-70

ASU: Campbell 5-11-0-109

#### RECEIVING

IOWA: Gibson 3-79, Dwight 3-51, Banks 2-12

ASU: Jackson 2-44, Mitchell 1-41

#### TACKLES

IOWA: Clark 12, Hughes 12, Gibson 11, Cooks 10, LaFleur 10

ASU: Jackson 7, Staat 6

## 2001 Alamo Bowl

Iowa -- 19, Texas Tech -- 16  
 December 29, 2001, Alamodome, San Antonio, Texas

|            |   |   |   |   |    |
|------------|---|---|---|---|----|
| Texas Tech | 0 | 3 | 7 | 6 | 16 |
| Iowa       | 3 | 7 | 3 | 6 | 19 |

### GAME RECAP

Nate Kaeding kicked a 47-yard field goal with 44 seconds to play in the game and defensive back Bob Sanders intercepted a Texas Tech pass in the endzone on the final play as Iowa defeated the Red Raiders 19-16 in the 2001 Alamo Bowl. The Hawkeyes ended the season with a 7-5 overall record with the bowl victory. The crowd of 65,232 marked the second largest crowd in Alamo Bowl history.

The Hawkeye drove 53 yards in eight plays for the final score of the game, which was the fourth field goal of the day for Kaeding. Texas Tech had tied the score at 16-16 with 2:05 remaining before Iowa's game winning drive. Iowa QB Kyle McCann accounted for most of the yardage in the final scoring drive. He completed three straight passes for 41 totals yards and then scrambled for 16 yards to the Tech 26-yardline to set up Kaeding's game winning kick.

Kaeding tied an Iowa record with the four field goals, which came from 36, 31, 46 and 47 yards. Iowa took an early 10-0 lead in the first half, using a ball control offense to keep the Red Raider passing attack on the sidelines. Tech got on the scoreboard on the final play of the half on a 50-yard field goal and tied the score at 10-10 on its first possession of the third quarter.

An interception by Iowa's Derrick Pickens led to an Iowa field goal for a 13-10 advantage and good field position led to Kaeding's 46-yard effort that put Iowa in front 16-10. Pickens was named the Outstanding Defensive Player of the Game, while RB Aaron Greiving earned that award for offense. Filling in for the injured Ladell Betts, Greiving rushed 25 times for 115 yards, including a one-yard scoring run for Iowa's only touchdown. McCann completed 19-26 passes for 161 yards, with no interceptions.

Along with the interception on the final play of the game, Sanders led the Iowa defense with 11 tackles. Grant Steen added eight stops and Benny Sapp had seven tackles and an interception. Iowa's defense held Texas Tech to just 80 net rushing yards.

### SCORING SUMMARY

IA -- Kaeding 36-yard field goal

IA -- Greiving 1-yard run (Kaeding kick)

TTU -- Greathouse 50-yard field goal

TTU -- Walker 20-yard pass from Kingsbury (Treece kick)

IA -- Kaeding 31-yard field goal

IA -- Kaeding 46-yard field goal

TTU -- Treece 23-yard field goal

TTU -- Treece 37-yard field goal

IA -- Kaeding 47-yard field goal

Attendance: 65,232

| TTU     | TEAM STATISTICS | IOWA    |
|---------|-----------------|---------|
| 20      | First Downs     | 20      |
| 20-80   | Rushes-Yards    | 44-178  |
| 309     | Passing Yards   | 161     |
| 49-29-3 | Passes (A-C-I)  | 26-19-0 |
| 389     | Total Offense   | 339     |
| 5-37.2  | Punts-Average   | 5-36.0  |
| 0-0     | Fumbles-Lost    | 1-0     |
| 5-35    | Penalties-Yards | 5-26    |
| 24:57   | Possession Time | 35:03   |

### INDIVIDUAL LEADERS

#### RUSHING

TTU: Kingsbury 9-42, Williams 9-30

IOWA: Greiving 25-115, Allen 7-36, McCann 7-26

#### PASSING

TTU: Kingsbury 29-49-309

IOWA: McCann 19-26-161

#### RECEIVING

TTU: Peters 8-60, Glover 6-77, Welker 6-62, Francis 5-90

IOWA: Hill 6-49, Clark 4-30, Dodge 4-26, Allen 3-38

#### TACKLES

TTU: Sailor 12, Hawkins 9

IOWA: Sanders 10, Steen 8, Meyer 7, Sapp 7

**2003 Orange Bowl**

Southern California -- 38, Iowa -- 17  
January 2, 2003, Orange Bowl, Pro Player Stadium, Miami, Fla.

|              |    |   |    |    |    |
|--------------|----|---|----|----|----|
| Iowa         | 10 | 0 | 0  | 7  | 17 |
| Southern Cal | 7  | 3 | 14 | 14 | 38 |

**GAME RECAP**

Southern Cal's big second half lifted the Trojans past Iowa, 38-17 in the 2003 FedEx Orange Bowl. Iowa, which saw its nine-game winning streak come to an end, completed the season with an 11-2 overall record and an eighth place ranking in the final polls.

Hawkeye C. J. Jones opened the game by returning the kickoff an Orange Bowl record 100 yards, giving Iowa an early 7-0 lead. The Trojans quickly answered with a four-play, 79-yard drive that ended with a Justin Fargas four-yard run.

Iowa and USC each added 35-yard field goals before the half. Iowa had an opportunity to take the lead, but a seven-play, 41-yard drive stalled on the USC one-yard line as the half ended and USC blocked an Iowa field goal attempt on the final play.

USC controlled the second half by scoring touchdowns on its first three possessions. USC's defense stifled the Hawkeyes. Heisman Trophy winning QB Carson Palmer led USC by completing 21 of 31 passes for 303 yards and one touchdown. He was named the Orange Bowl MVP. Fargas became only the second Hawkeye opponent to eclipse 100 rushing yards as he gained 122 in 20 attempts. His rushing numbers included a 50-yard scoring scamper that marked the longest run against the Iowa defense all season.

QB Brad Banks completed 15-36 passes for 204 yards and one touchdown. Banks threw 103 consecutive passes without an interception before USC's Jason Leach picked one off in the fourth quarter. Banks also rushed eight times for 36 yards. His 423 rushing yards is an Iowa record for quarterbacks in a season.

WR Maurice Brown and TE Dallas Clark led the Iowa receivers. Brown had six receptions for 63 yards and a touchdown, while Clark tallied four receptions for 97 yards. Brown's 18-yard touchdown reception in the fourth quarter broke the school record for TD receptions in a season. Jones ran back four kickoffs for 169 yards, which is an Orange Bowl record and an Iowa bowl game record for return yards.

Defensive backs Bob Sanders and Derek Pagel led Iowa's defensive unit recording 13 and 10 tackles, respectively. The Iowa defense sacked Palmer four times, which included DE Matt Roth's team-leading 11th sack in the second quarter.

**SCORING SUMMARY**

IA -- Jones 100-yard kickoff return (Kaeding kick)  
USC -- Fargas 4-yard run (Killeen kick)  
IA -- Kaeding 35-yard field goal  
USC -- Killeen 35-yard field goal  
USC -- Williams 18-yard pass from Palmer (Killeen kick)  
USC -- Fargas 50-yard run (Killeen kick)  
USC -- McCullough 5-yard run (Killeen kick)  
USC -- Byrd 6-yard run (Killeen kick)  
IA -- Brown 18-yard pass from Banks (Kaeding kick)

**Attendance: 75,971**

| USC     | TEAM STATISTICS | IOWA    |
|---------|-----------------|---------|
| 30      | First Downs     | 18      |
| 49-247  | Rushes-Yards    | 22-119  |
| 303     | Passing Yards   | 204     |
| 21-31-0 | Passes (C-A-I)  | 15-36-1 |
| 550     | Total Offense   | 323     |
| 2-37.5  | Punts-Average   | 5-42.6  |
| 2-0     | Fumbles-Lost    | 2-1     |
| 6-45    | Penalties-Yards | 13-85   |
| 38:06   | Possession Time | 21:54   |

**INDIVIDUAL LEADERS****RUSHING**

IOWA: Russell 9-45, Banks 8-36  
USC: Fargas 20-122, McCullough 12-76

**PASSING**

IOWA: Banks 15-36-204  
USC: Palmer 21-31-303

**RECEIVING**

IOWA: Clark 4-97, Brown 6-6  
USC: Williams 6-99, Colbert 6-81

**TACKLES**

IOWA: Sanders 13, Pagel 10, Worthy 7, Cole 7  
USC: Pollard 6, Grootegoed 6, Allmond 5

**2004 Outback Bowl**

Iowa -- 37, Florida -- 17  
January 1, 2004, Raymond James Stadium, Tampa, Fla.

|         |   |    |    |   |    |
|---------|---|----|----|---|----|
| Iowa    | 7 | 13 | 14 | 3 | 37 |
| Florida | 7 | 0  | 3  | 7 | 17 |

**GAME RECAP**

After falling behind 7-0 in the first quarter, Iowa scored 27 unanswered points en route to a 37-17 triumph over No. 17 Florida in the 2004 Outback Bowl. The victory was Iowa's first over the Gators and its first January bowl win since the 1959 Rose Bowl. After allowing an early Florida touchdown, Iowa scored on three of its next four possessions to end the half.

WR Maurice Brown caught a three-yard touchdown pass from QB Nathan Chandler to even the game at 7-7 late in the first quarter. PK Nate Kaeding converted a 47-yard field goal to give Iowa the lead, and the Hawkeyes followed with a Chandler five-yard scoring run. A 32-yard Kaeding field goal gave Iowa a 20-7 halftime lead.

Iowa maintained momentum in the second half after holding Florida to a three-and-out on its first possession. Matt Melloy blocked the Florida punt and also recovered it in the end zone for a touchdown. It marked the first time in Iowa bowl history that a Hawkeye player both blocked and recovered a punt for a touchdown.

The Gators added a field goal on their next possession, but two possessions later Iowa RB Fred Russell, who was named Outback Bowl MVP, scampered 34 yards for a touchdown to give Iowa a commanding 34-10 advantage. Kaeding added a 38-yard field goal to end Iowa's scoring.

Russell finished with 204 all-purpose yards. He carried the ball 21 times for 150 yards and one touchdown and returned three kickoffs for 54 yards. Chandler completed 13-25 passes for 170 yards, one passing touchdown, one rushing score and no interceptions. Brown caught six passes for 96 yards and one score.

Defensively, Iowa held the Gators to an Outback Bowl record-low 57 rushing yards, marking the eighth time in 2003 that the Hawkeyes held their opponents to 75 yards or less on the ground. DB Sean Considine collected a game-high nine tackles (three solo, six assists). LB Abdul Hodge registered eight stops (three solo, five assists). DT Tyler Luebke, DE Matt Roth and DE Howard Hodges each recorded one sack.

**SCORING SUMMARY**

UF -- Kight 70-yard pass from Leak (Leach kick)  
IA -- Brown 3-yard pass from Chandler (Kaeding kick)  
IA -- Kaeding 47-yard field goal  
IA -- Chandler 5-yard run (Kaeding kick)  
IA -- Kaeding 32-yard field goal  
IA -- Melloy 0-yard blocked punt return (Kaeding kick)  
UF -- Leach 48-yard field goal  
IA -- Russell 34-yard run (Kaeding kick)  
IA -- Kaeding 38-yard field goal  
UF -- Baker 25-yard pass from Leak (Leach kick)

**Attendance: 65,372**

| IOWA    | TEAM STATISTICS | UF      |
|---------|-----------------|---------|
| 22      | First Downs     | 16      |
| 49-328  | Rushes-Yards    | 28-57   |
| 170     | Passing Yards   | 268     |
| 408     | Total Offense   | 325     |
| 13-26-0 | Passes          | 22-41-1 |
| 7-42.6  | Punts-Average   | 10-40.1 |
| 1-0     | Fumbles-Lost    | 1-0     |
| 3-15    | Penalties-Yards | 4-43    |
| 34:10   | Possession Time | 25:50   |

**INDIVIDUAL LEADERS****RUSHING**

IOWA: Russell 21-150, Lewis 12-45  
UF: Carthon 10-44, Fason 4-23

**PASSING**

IOWA: Chandler 13-25-170  
UF: Leak 22-41-268

**RECEIVING**

IOWA: Brown 6-96, Hinkel 3-44  
UF: Perez 7-70, Small 3-37

**TACKLES**

IOWA: Considine 9, Hodge 8  
UF: Crowder 8, Thomas 7, Bailey 7



## 2005 Capital One Bowl

Iowa -- 30, Louisiana State -- 25  
 January 1, 2005, Florida Citrus Bowl, Orlando, Fla.

|      |   |    |   |    |    |
|------|---|----|---|----|----|
| LSU  | 0 | 12 | 0 | 13 | 25 |
| Iowa | 7 | 7  | 3 | 13 | 30 |

### GAME RECAP

Fifth-year senior Warren Holloway caught an improbable 56-yard game-winning touchdown pass from QB Drew Tate as time expired to lift Iowa to a thrilling 30-25 triumph over 11th-ranked LSU in the 2005 Capital One Bowl. The 56-yard bomb on the final play was arguably the best finish in bowl history. The reception was Holloway's first career touchdown.

Iowa grabbed an early 7-0 lead when Tate connected with WR Clinton Solomon on a 57-yard score on its first possession. The 57-yarder tied Iowa's longest touchdown reception in a bowl game (Dave Moritz from Chuck Long in the 1982 Peach Bowl). LSU cut the Hawkeye lead to 7-6 on a pair of field goals midway through the second quarter. Iowa extended its lead to 14-6 when Miguel Merrick blocked a punt and Sean Considine returned the ball seven yards for a touchdown. The Tigers answered on their next possession with a 74-yard touchdown run, but failed to convert the extra point.

PK Kyle Schlicher scored the only points of the third quarter on a 19-yard field goal to stretch Iowa's lead to 17-12. RB Marques Simmons scored on a four-yard run with 12:48 remaining to give the Hawkeyes a 24-12 advantage. LSU rallied with a pair of touchdown passes to WR Skyler Green (22 and three yards) as the Tigers took their first lead of the game, 25-24, with 46 seconds left.

Tate drove Iowa to the 44-yard line before throwing the pass to Holloway as the final seconds clicked off the clock. The victory gave Iowa its 10th win of the year, marking the third straight season the Hawkeyes have collected 10 wins or more.

Tate was named the Capital One Bowl MVP, while DL Jonathan Babineaux was recognized as Iowa's Defensive MVP. Tate completed 20-32 passes for 287 yards and two touchdowns. The scoring passes of 56 and 57 yards marked the first time an Iowa quarterback has tossed two touchdowns over 50 yards in a bowl game.

WR Ed Hinkel caught a career and game-high 10 passes for 93 yards, one reception shy of an Iowa bowl record. Solomon caught four passes for 81 yards and one score, while Holloway caught four passes for 72 yards and one touchdown.

Defensively, Iowa recorded 10 tackles for loss, including five sacks. LB Abdul Hodge racked up a game-high 15 tackles (10 solo), including 2.5 sacks. LB Chad Greenway tallied nine tackles (seven solo), including one for loss. Babineaux registered seven tackles (five solo), including 4.5 for loss and 2.5 sacks. Additionally, the Hawkeyes' special teams blocked two punts, including returning one for a touchdown.

Iowa finished the season ranked eighth for the third consecutive year. The Hawkeyes finished in the top 10 three straight seasons for only the second time ever (1956-58).

### SCORING SUMMARY

IA -- Solomon 57-yard pass from Tate (Schlicher kick)  
 LSU -- Jackson 29-yard field goal  
 LSU -- Jackson 47-yard field goal  
 IA -- Considine 7-yard blocked punt return (Schlicher kick)  
 LSU -- Broussard 74-yard run (Jackson kick failed)  
 IA -- Schlicher 19-yard field goal  
 IA -- Simmons 4-yard run (Schlicher kick)  
 LSU -- Green 22-yard pass from Russel (Jackson kick)  
 LSU -- Green 3-yard pass from Russel (Russel pass failed)  
 IA -- Holloway 56-yard pass from Tate (no PAT attempted)

Attendance: 70,229

| LSU     | TEAM STATISTICS | IOWA    |
|---------|-----------------|---------|
| 19      | First Downs     | 16      |
| 36-167  | Rushes-Yards    | 29-47   |
| 228     | Passing Yards   | 287     |
| 346     | Total Offense   | 334     |
| 23-35-1 | Passes          | 20-32-2 |
| 6-30.2  | Punts-Average   | 6-49.2  |
| 1-0     | Fumbles-Lost    | 1-0     |
| 5-42    | Penalties-Yards | 9-50    |
| 34:12   | Possession Time | 25:48   |

### INDIVIDUAL LEADERS

#### RUSHING

IOWA: Simmons 13-35, Mickens 5-14  
 LSU: Broussard 13-109, Addai 11-27

#### PASSING

IOWA: Tate 20-32-2-287  
 LSU: Russell 12-15-0-128, Randall 10-15-1-89

#### RECEIVING

IOWA: Hinkel 10-93, Solomon 4-81  
 LSU: Bowe 8-122, Green 6-59

#### TACKLES

IOWA: Hodge 15, Greenway 9  
 LSU: Daniels 7, Turner 7

## 2006 Outback Bowl

Florida -- 31, Iowa -- 24  
 January 2, 2006, Raymond James Stadium, Tampa, Fla.

|         |   |    |   |    |    |
|---------|---|----|---|----|----|
| Iowa    | 0 | 7  | 0 | 17 | 24 |
| Florida | 7 | 17 | 7 | 0  | 31 |

### GAME RECAP

Florida scored the game's first 17 points and held off a late Iowa surge to defeat the Hawkeyes 31-24 in the 2006 Outback Bowl. The Gators blocked and returned an Iowa punt for a score on Iowa's first possession to take a 7-0 advantage. Florida then added a 21-yard field goal and returned an interception 60 yards to take a 17-0 lead with 1:57 left in the first half.

Iowa scored its first points on a 20-yard touchdown pass from QB Drew Tate to WR Clinton Solomon. However, the Gators answered the Hawkeye score with a touchdown with one second left in the period to take a 24-7 halftime advantage.

Florida added a 38-yard touchdown pass for the only score of the third quarter, but Iowa rallied to score 17 fourth-quarter points to make for an exciting finish. WR Ed Hinkel caught touchdown passes of four and 14 yards from Tate, while PK Kyle Schlicher converted a 45-yard field goal to cut the Florida lead to 34-21 with 1:24 left. Iowa's comeback fell short as the Hawkeyes failed to recover an onside kick. On the previous play, Iowa recovered the onside kick, only to be flagged for an offside penalty.

Tate completed 32-55 passes for 346 yards and three scores; the 32 pass completions and 55 attempts established Iowa bowl records. Hinkel caught a team-high nine passes for 87 yards and tied an Iowa bowl record with two touchdown receptions. Damian Sims tied an Iowa bowl record with five kickoff returns for 107 yards.

Florida QB Chris Leak completed 25-40 passes for 278 yards and two TDs. Leak's two touchdown passes went to Outback Bowl MVP, WR Dallas Baker, who caught 10 passes for 147 yards.

LB Abdul Hodge amassed an Outback Bowl and Iowa bowl record 19 tackles (14 solo) to lead the Hawkeye defense. DB Antwan Allen and DB Marcus Paschal each added 10 tackles, while LB Chad Greenway recorded nine stops. Allen became the first Iowa player to start in four January bowl games.

### SCORING SUMMARY

UF -- McCollum 6-yard blocked punt return (Hetland kick)  
 UF -- Hetland 21-yard field goal  
 UF -- Brown 60-yard interception return (Hetland kick)  
 IA -- Solomon 20-yard pass from Tate (Schlicher kick)  
 UF -- Baker 24-yard pass from Leak (Hetland kick)  
 UF -- Baker 38-yard pass from Leak (Hetland kick)  
 IA -- Hinkel 4-yard pass from Tate (Schlicher kick)  
 IA -- Hinkel 14-yard pass from Tate (Schlicher kick)  
 IA -- Schlicher 45-yard field goal

Attendance: 65,881

| IOWA    | TEAM STATS      | UF      |
|---------|-----------------|---------|
| 23      | First Downs     | 26      |
| 20-64   | Rushes-Yards    | 42-169  |
| 346     | Passing Yards   | 278     |
| 410     | Total Offense   | 447     |
| 32-55-1 | Passes          | 25-40-0 |
| 6-30.7  | Punts-Average   | 3-46.3  |
| 0-0     | Fumbles-Lost    | 1-1     |
| 8-60    | Penalties-Yards | 5-30    |
| 24:35   | Possession Time | 35:25   |

### INDIVIDUAL LEADERS

#### RUSHING

IOWA: Young 13-34, Tate, 3-24  
 UF: Moore 13-88, Wynn 8-34

#### PASSING

IOWA: Tate 32-55-1-346  
 UF: Leak 25-40-0-278

#### RECEIVING

IOWA: Solomon 7-96, Chandler 7-89  
 UF: Baker 10-147, Jackson 7-76

#### TACKLES

IOWA: Hodge 19, Allen 10, Paschal 10  
 UF: Webb 10, Brown 7, Herring 7

**2006 Alamo Bowl**

Texas -- 26, Iowa -- 24  
December 30, 2006, Alamodome, San Antonio, Texas

|       |    |   |    |   |    |
|-------|----|---|----|---|----|
| Texas | 3  | 7 | 10 | 6 | 26 |
| Iowa  | 14 | 0 | 7  | 3 | 24 |

**GAME RECAP**

Texas outscored Iowa 23-10 in the final three periods en route to a 26-24 Alamo Bowl victory over the Hawkeyes in front of a bowl-record 65,875 fans in the Alamodome. Iowa sprinted out of the gates, scoring touchdowns on its first two possessions. RB Albert Young scored on a one-yard run and WR Andy Brodell caught a 63-yard touchdown pass from QB Drew Tate. The 63-yard pass is the longest TD pass in Iowa bowl history.

After a Texas field goal, Iowa looked to stretch its lead to 21-3 on a nine-yard touchdown reception by TE Scott Chandler, but a flag negated the score. Texas intercepted a Tate pass in the end zone on the very next play. The Longhorns took advantage of Iowa's misfortune and turned the turnover in seven points. Iowa took a 14-10 lead into the half.

The Longhorns scored the next 10 points on a 43-yard field goal and a 72-yard touchdown pass to grab a 20-14 advantage midway through the third period. Iowa quickly answered with a four-play, 68-yard drive that culminated with a 23-yard touchdown reception by Brodell.

Texas responded with a touchdown on the following possession to go up 26-21. Iowa added a PK Kyle Schlicher 38-yard field goal late in the fourth quarter to cut the deficit to 26-24. The Longhorns became the first team to win the Alamo Bowl when trailing at the half.

Tate completed 15-25 passes for 274 yards and two touchdowns. Brodell tied an Iowa bowl record with two touchdown receptions and matched a career high with 159 receiving yards on six receptions. Furthermore, the 159 yards is an Alamo Bowl receiving record, besting Michigan's Amani Toomer's 135 yards set in 1995.

Texas QB Colt McCoy was named the Most Outstanding Offensive Player. McCoy completed 26-40 passes for 308 yards and two scores.

Four Hawkeyes recorded seven tackles or more. DB Miguel Merrick had a team-high eight tackles. DB Charles Godfrey and LB Ed Miles each were credited with seven stops.

**SCORING SUMMARY**

IA -- Young 1-yard run (Schlicher kick)  
IA -- Brodell 63-yard pass from Tate (Schlicher kick)  
UT -- Bailey 27-yard field goal  
UT -- Sweed 20-yard pass from McCoy (Bailey kick)  
UT -- Bailey 43-yard field goal  
UT -- Charles 72-yard pass from McCoy (Bailey kick)  
IA -- Brodell 23-yard pass from Tate (Schlicher kick)  
UT -- Young 2-yard run (Bailey kick)  
IA -- Schlicher 38-yard field goal

**Attendance: 65,875**

| IOWA    | TEAM STATS      | UT      |
|---------|-----------------|---------|
| 17      | First Downs     | 17      |
| 34-89   | Rushes-Yards    | 21-70   |
| 274     | Passing Yards   | 308     |
| 59-363  | Total Offense   | 61-378  |
| 15-25-1 | Passes          | 26-40-0 |
| 5-42.4  | Punts-Average   | 6-37.8  |
| 2-1     | Fumbles-Lost    | 2-1     |
| 8-53    | Penalties-Yards | 6-60    |
| 30:56   | Possession Time | 29:04   |

**INDIVIDUAL LEADERS****RUSHING**

IOWA: Young 13-64, Sims, 12-26  
UT: Charles 4-26, Shipley 1-14

**PASSING**

IOWA: Tate 15-25-1-274  
UT: McCoy 26-40-0-308

**RECEIVING**

IOWA: Brodell 6-159, Douglas 3-40  
UT: Finley 8-46, Cosby 7-59

**TACKLES**

IOWA: Merrick 8, Godfrey 7, Milles 7, Gabelmann 7  
UT: Miller 11, Griffin 10, Derry 6

**2009 Outback Bowl**

Iowa -- 31, South Carolina -- 10  
January 1, 2009, Raymond James Stadium, Tampa, Fla.

|                |    |   |    |    |    |
|----------------|----|---|----|----|----|
| South Carolina | 0  | 0 | 0  | 10 | 10 |
| Iowa           | 14 | 7 | 10 | 0  | 31 |

**GAME RECAP**

Iowa forced five South Carolina turnovers and scored the game's first 31 points en route to a convincing 31-10 victory at the 2009 Outback Bowl in Raymond James Stadium. This game marked Iowa's third appearance in six years at the Outback Bowl. Iowa finished the season winning six of its last seven games and pushed its all-time bowl record to 12-10-1.

RB Shonn Greene was named the bowl's Most Valuable Player after rushing for 121 yards and three touchdowns on 29 carries. The 29 attempts, three rushing scores and 18 points are new Iowa bowl records. Greene finished his junior campaign with a school single-season record 20 rushing touchdowns and 1,850 rushing yards. Additionally, he rushed for over 100 yards in all 13 games, also an Iowa single-season record.

QB Ricky Stanzi completed 13-19 passes for 147 yards and a touchdown. He completed a six-yard touchdown to WR Trey Stross on Iowa's opening drive. Iowa's tight ends combined for seven receptions and 92 yards - Brandon Myers had four catches for 49 yards, while Tony Moeaki had three for 43 yards.

Iowa led 21-0 at halftime on two Greene one-yard runs and Stross' six-yard touchdown reception. PK Daniel Murray converted an 18-yard field goal and Greene scored his third touchdown from 11 yards out to stretch Iowa's cushion to 31-0. The Gamecocks scored the final 10 points on a 10-yard pass and a 48-yard field goal.

Defensively, Iowa collected three interceptions, which tied an Iowa bowl record, and recovered two fumbles. Four of the five South Carolina miscues came in the first 30 minutes. SS Tyler Sash tied an Outback Bowl and Iowa bowl record with two thefts. He returned the two interceptions 74 total yards, which is an Iowa bowl record. DB Bradley Fletcher recorded the other interception in the end zone and also forced a fumble. LB A. J. Edds recovered both South Carolina fumbles. LB Pat Angerer had six tackles and a sack and LB Jeremiha Hunter was credited with four tackles, including two for loss, and a pass break-up.

Iowa dominated time of possession, controlling the ball for 35:54, compared to only 24:06 for South Carolina.

**SCORING SUMMARY**

IA -- Stross, 6-yard pass from Stanzi (Murray kick)  
IA -- Greene, 1-yard run (Murray kick)  
IA -- Greene, 1-yard run (Murray kick)  
IA -- Murray, 18-yard field goal  
IA -- Greene, 11-yard run (Murray kick)  
SC -- Cook, 10-yard pass from Smelley (Succop kick)  
SC -- Succop, 48-yard field goal

**Attendance: 55,117**

| SC      | TEAM STATISTICS | IOWA    |
|---------|-----------------|---------|
| 17      | First Downs     | 22      |
| 14-43   | Rushes-Yards    | 47-181  |
| 270     | Passing Yards   | 147     |
| 64-313  | Total Offense   | 66-328  |
| 26-50-3 | Passes          | 13-19-2 |
| 2-42.5  | Punts-Average   | 2-44.0  |
| 2-2     | Fumbles-Lost    | 2-1     |
| 10-100  | Penalties-Yards | 6-50    |
| 24:06   | Possession Time | 35:54   |

**INDIVIDUAL LEADERS****RUSHING**

IOWA: Greene 29-121, Hampton 12-54  
SC: Garcia 5-25, Maddox 3-17

**PASSING**

IOWA: Stanzi 13-19-1-147  
SC: Garcia 9-18-0-79, Smelley 16-31-1-179

**RECEIVING**

IOWA: Myers 4-49, Moeaki 3-43  
SC: McKinley 6-86, Barnes 5-40

**TACKLES**

IOWA: Angerer 6, five others with four  
SC: Brinkley 11, Norwood 9, Culliver 7

## 2010 FedEx Orange Bowl

Iowa -- 24, Georgia Tech -- 14  
 Jan. 5, 2010, Land Shark Stadium, Miami, Fla.

|              |    |   |   |   |    |
|--------------|----|---|---|---|----|
| Iowa         | 14 | 0 | 3 | 7 | 24 |
| Georgia Tech | 7  | 0 | 7 | 0 | 14 |

### GAME RECAP

Iowa turned in another dominating defensive performance in defeating ninth-ranked Georgia Tech, 24-14, in the 2010 FedEx Orange Bowl. The Hawkeyes won their second straight January bowl game and evened their record at 1-1 in BCS games.

The Iowa defense limited Georgia Tech to 155 yards total offense, including just 12 passing yards. The Yellow Jackets entered the game ranked second in the nation in rushing offense. Georgia Tech was held to just 32 net yards on 20 offensive plays in the first half.

Iowa quarterback Ricky Stanzi, after missing the final two games of the regular season due to injury, completed his first eight pass attempts in leading the Hawkeyes to a 14-0 advantage in the first period. Stanzi connected with TE Tony Moeaki for a 54-yard gain to set up the first score of the game, a four-yard completion to WR Marvin McNutt.

Iowa added a second touchdown on its next possession, as Stanzi connected with WR Colin Sandeman on a 21-yard scoring play. Stanzi completed 17-29 passes for 231 yards and the two scores.

Georgia Tech used a pass interception return for its only points of the first half, leaving Iowa with a 14-7 advantage at the break. The Hawkeyes increased the advantage to 17-7 late in the third period on a 33-yard field goal by Daniel Murray.

After Tech narrowed the margin to 17-14 early in the final period, Iowa again turned to its defense. Senior LB A. J. Edds had a pass interception and the Iowa defense forced another Tech punt with 4:54 remaining. Freshman RB Brandon Wegher sealed the win with a 32-yard scoring run with 1:56 left to play.

Wegher ended the game with 113 rushing yards on 16 carries. Moeaki had 85 yards on four receptions, Sandeman had four receptions for a career-best 53 yards and Derrell Johnson-Koulianos had four receptions for 63 yards before leaving the game in the second quarter due to injury.

DE Adrian Clayborn had nine solo tackles and was named the Most Valuable Player. Senior LB Pat Angerer added 10 tackles and Clayborn had two QB sacks.

### SCORING SUMMARY

IA -- Marvin McNutt, four-yard pass from Ricky Stanzi (Murray kick)

IA -- Colin Sandeman, 21-yard pass from Stanzi (Murray kick)

GT -- Jerrard Tarrant, 40-yard int. return (Blair kick)

IA -- Daniel Murray, 33-yard field goal

GT -- Anthony Allen, one-yard run (Blair kick)

IA -- Brandon Wegher, 32-yard run (Murray kick)

Attendance: 66,131

| IOWA    | TEAM STATS      | GA TECH |
|---------|-----------------|---------|
| 21      | First Downs     | 9       |
| 40-172  | Rushes-Yards    | 41-143  |
| 231     | Passing Yards   | 12      |
| 17-29-1 | Passes          | 2-9-1   |
| 69-403  | Total Offense   | 50-155  |
| 4-36.0  | Punts-Avg       | 7-49.1  |
| 2-1     | Fumbles-Lost    | 0-0     |
| 4-25    | Penalties-Yards | 9-68    |
| 32:23   | Possession Time | 27:37   |

### INDIVIDUAL LEADERS

#### RUSHING

IOWA: Wegher 16-113-1 TD; Robinson 14-59

GA TECH: Dwyer 14-49; Nesbitt 20-46

#### PASSING

IOWA: Stanzi 17-29-1-2TDs

GA TECH: Nesbitt 2-9-1

#### RECEIVING

IOWA: Moeaki 4-85; Johnson-Koulianos 4-63; Sandeman 4-53-1

GA TECH: Dwyer 2-12

#### TACKLES

IOWA: Angerer 10; Clayborn 9

GA TECH: Burnett 8; Tarrant 6

## 2010 Insight Bowl

Iowa 27, Missouri 24  
 Dec. 28, 2010, Sun Devil Stadium, Tempe, Ariz.

|          |   |    |    |   |    |
|----------|---|----|----|---|----|
| Missouri | 3 | 7  | 14 | 0 | 24 |
| Iowa     | 7 | 10 | 3  | 7 | 27 |

### GAME RECAP

Iowa used record setting performances on both offense and defense to earn a 27-24 win over 12th-ranked Missouri in the 2010 Insight Bowl. The win was the third straight bowl victory for the Hawkeyes and the fourth of the season (in eight games) against a nationally-ranked opponent.

Freshman RB Marcus Coker was the key player for the Iowa offense, rushing 33 times for 219 yards and two touchdowns. Both the rushing attempts and yards established Iowa bowl records.

Sophomore DB Micah Hyde scored the winning points with 5:32 remaining in the game on a 72-yard interception return for a touchdown. That set an Iowa bowl record and ranks as the eighth longest return in school history.

Following Hyde's touchdown, Missouri drove to the Iowa 46 on its next possession, but a pass attempt on fourth-and-six was incomplete and Iowa's offense maintained possession for the final 2:15. Iowa ended the game at the one-yard line as time expired.

Iowa won the toss and elected to start the game on offense. Coker gave the Hawkeyes an early 7-0 advantage with a one-yard scoring run to complete the opening drive. Missouri responded with a field goal on its first drive, but Coker added a 62-yard scoring run early in the second period to give Iowa a 14-3 advantage.

The Hawkeyes added a 34-yard Mike Meyer field goal later in the period before Missouri scored on a 10-yard run to cut Iowa's halftime advantage to 17-10. Brett Greenwood's interception in the end zone ended Missouri's final drive just before halftime.

Iowa's only offensive points of the second half came midway through the third period when Meyer added a 21-yard field goal for a 20-10 advantage, capping a 93-yard scoring drive. The Tigers cut the lead to 20-17 later in the third quarter and took their first advantage at 24-20 with under a minute left in the period.

Hyde's interception return, the fourth for the Hawkeyes in 13 games, was the only scoring in the final quarter.

Stanzi complemented Coker's rushing effort by completing 11-21 passes for 200 yards. Colin Sandeman (4-44) and Reisner (3-50) led Iowa's receivers.

The Iowa defense was led by Greenwood, who collected 11 tackles to go with his second quarter interception. DB Shaun Prater added nine tackles and LB James Morris had seven. DL Karl Klug and DL Christian Ballard each collected a QB sack.

### SCORING SUMMARY

IA -- Marcus Coker, one-yard run (Mike Meyer kick)

MIZZOU -- Grant Ressel, 23-yard field goal

IA -- Marcus Coker, 62-yard run (Mike Meyer kick)

IA -- Mike Meyer, 34-yard field goal

MIZZOU -- Henry Josey, 10-yard run (Grant Ressel kick)

IA -- Mike Meyer, 21-yard field goal

MIZZOU -- Blaine Gabbert, seven-yard run (Grant Ressel kick)

MIZZOU -- Michael Egnew, three-yard pass from B. Gabbert (G. Ressel kick)

IA -- Micah Hyde, 72-yard interception return (Mike Meyer kick)

Attendance: 53,453

| MIZZOU  | TEAM STATS      | IOWA    |
|---------|-----------------|---------|
| 24      | Score           | 27      |
| 32      | First Downs     | 19      |
| 29-78   | Rushes-Yards    | 37-225  |
| 434     | Passing Yards   | 200     |
| 41-57-2 | Passes          | 11-21-2 |
| 86-512  | Total Offense   | 58-425  |
| 4-42.0  | Punts-Avg       | 3-44.7  |
| 3-0     | Fumbles-Lost    | 0-0     |
| 5-48    | Penalties-Yards | 3-19    |
| 29:49   | Possession Time | 30:11   |

### INDIVIDUAL LEADERS

#### RUSHING

IOWA: Coker 33-219; Stanzi 2-9

MIZZOU: Lawrence 6-40; Moore 6-32

#### PASSING

IOWA: Stanzi 11-21-2-200

MIZZOU: Gabbert 41-57-2-434

#### RECEIVING

IOWA: Sandeman 4-44; Reisner 3-50

MIZZOU: Moe 15-152; Jackson 9-129

#### TACKLES

IOWA: Greenwood 11; Prater 9

MIZZOU: Ebner 9; Jackson 7; Rutland 7

**2011 Insight Bowl**Oklahoma 31, Iowa 14  
Dec. 30, 2011, Sun Devil Stadium, Tempe, Ariz.

|          |   |   |   |    |    |
|----------|---|---|---|----|----|
| Iowa     | 0 | 0 | 0 | 14 | 14 |
| Oklahoma | 7 | 7 | 7 | 10 | 31 |

**GAME RECAP**

Iowa rallied in the second half, closing to within a touchdown with 6:56 remaining, but 14th-ranked Oklahoma controlled the ball over the second half of the final period in recording a 31-14 win at the 2011 Insight Bowl.

Oklahoma built a 21-0 advantage before Iowa got its offense going in the second half. Iowa used a 16-play drive that consumed 7:50, scoring on a 5-yard pass from QB James Vandenberg to TE C. J. Fiedorowicz on the second play of the final quarter.

After holding Oklahoma to three plays on consecutive possessions, the Iowa offense drove 78 yards in 12 plays, cutting the deficit to 21-14 on a 9-yard pass from Vandenberg to RB Jordan Canzeri. Oklahoma was able to drive to the Iowa 21 before adding a field goal with 2:33 remaining for a 24-14 advantage. After Iowa failed on a fourth down attempt, the Sooners added a final touchdown in the closing minute of play.

Oklahoma took a 7-0 lead in the first period, covering five yards in two plays following a pass interception. Oklahoma's only extended offensive drive of the second quarter covered 66 yards in 13 plays as the Sooners led 14-0 at halftime.

Iowa's defense held the Sooners to just 89 yards total offense in the first half. Oklahoma, which entered the game ranked fourth in the nation in total offense, was held to 275 yards total offense, its lowest output of the season.

Vandenberg completed 23-44 passes for 216 yards and two scores, with one interception. Canzeri led Iowa's ground attack with 58 yards on 22 carries and he added six pass receptions for 28 yards and a touchdown. WR Marvin McNutt, Jr. recorded four receptions for 46 yards. He tied Iowa's single-season reception record with 82 catches in 13 games.

The Iowa defense was led by senior LB Tyler Nielsen with eight tackles, while LB Christian Kirksey added seven. Senior DT Mike Daniels recorded three tackles for loss and two QB sacks among his five tackles and senior DE Broderick Binns recorded Iowa's only pass interception.

**SCORING SUMMARY**

OU -- Blake Bell, 4-yard run (Mike Hunnicutt kick)  
 OU -- Blake Bell, 4-yard run (Mike Hunnicutt kick)  
 OU -- Trent Ratterree, 3-yard pass from Landry Jones (Mike Hunnicutt kick)  
 IA -- C. J. Fiedorowicz, 5-yard pass from James Vandenberg (Mike Meyer kick)  
 IA -- Jordan Canzeri, 9-yard pass from James Vandenberg (Mike Meyer kick)  
 OU -- Mike Hunnicutt, 35-yard field goal  
 OU -- Blake Bell, 21-yard run (Mike Hunnicutt kick)

**Attendance: 54,247**

| IOWA    | TEAM STATS      | OU      |
|---------|-----------------|---------|
| 14      | Score           | 31      |
| 21      | First Downs     | 16      |
| 37-76   | Rushes-Yards    | 37-114  |
| 216     | Passing Yards   | 161     |
| 23-45-2 | Passes          | 16-25-1 |
| 82-292  | Total Offense   | 62-275  |
| 6-44.3  | Punts-Avg.      | 6-50.3  |
| 1-0     | Fumbles-Lost    | 0-0     |
| 6-36    | Penalties-Yards | 6-45    |
| 33:14   | Possession Time | 26:46   |

**INDIVIDUAL LEADERS****RUSHING**

IOWA: Canzeri 22-58; White 4-20  
 OU: Bell 10-51-3 TDs; Clay 9-44

**PASSING**

IOWA: Vandenberg 23-44-1-216-2 TDs  
 OU: Jones 16-25-1-161-1 TD

**RECEIVING**

IOWA: Canzeri 6-28-1 TD; Davis 5-76; McNutt, Jr. 4-46  
 OU: Jackson 3-45; Stills 3-31

**TACKLES**

IOWA: Nielsen 8; Kirksey 7  
 OU: Jefferson 7; Fleming 7

**2014 Outback Bowl**

LSU 21, Iowa 14

Jan. 1, 2014, Outback Bowl, Raymond James Stadium, Tampa, Fla.

|      |   |   |   |   |    |
|------|---|---|---|---|----|
| Iowa | 0 | 0 | 7 | 7 | 14 |
| LSU  | 7 | 7 | 0 | 7 | 21 |

**GAME RECAP**

No. 14 LSU scored 14-first-half points and ultimately held on to defeat Iowa, 21-14, at the 2014 Outback Bowl in Tampa.

The Tigers drove 77 yards on the first possession of the game to grab a 7-0 advantage. It marked the first offensive touchdown allowed in the opening period by Iowa since the season opener against Northern Illinois (Aug. 31).

In the second quarter, LSU capitalized on a Kevonte Martin-Manley fumbled punt at the 39-yard line, scoring seven plays later on a 14-yard rush to take a 14-0 halftime lead.

John Lowdermilk provided a spark in the third quarter, intercepting QB Anthony Jennings and returning his first career theft 71 yards to the 1-yard line. The 71-yard interception return is the 12th-longest in school history. Three plays later RB Mark Weisman scored on a 2-yard rush to cut the deficit to 14-7.

Midway through the fourth quarter, Iowa marched inside the LSU red zone, but a fourth down interception at the LSU 8-yard line thwarted a game-tying scoring drive.

LSU scored its third touchdown on a Jeremy Hill 37-yard rush, his second score of the game, with 1:50 left to play.

Iowa's Jordon Cotton returned the ensuing kickoff a career-long 96 yards to the LSU 4-yard line. The 96-yard kickoff return is the eighth-longest return in school history and longest non-touchdown kickoff return in Iowa annals. Two plays later, QB C.J. Beathard connected with Martin-Manley in the end zone for a 4-yard touchdown for the final score. Iowa was unable to recover the ensuing onside kick.

QB Jake Rudock completed 9-of-22 passes for 102 yards before leaving in the third period due to injury. Beathard completed 4-of-7 passes for 55 yards and a score.

Weisman rushed 18 times for 37 yards, while TE C.J. Fiedorowicz caught a game-high four passes for 46 yards.

Cotton's 42.7 kickoff return average on three attempts broke the Outback Bowl record for kickoff return average.

Iowa's defense did a good job containing Jennings and the LSU offense, collecting seven tackles for loss, including four sacks, and an interception. LB James Morris recorded eight tackles and reached 400 career tackles in his career -- becoming only the sixth Hawkeye to accomplish that feat.

**SCORING SUMMARY**

LSU -- Anthony Jennings, 2-yard run (Delahoussaye kick)  
 LSU -- Jeremy Hill, 14-yard run (Delahoussaye kick)  
 IA -- Mark Weisman, 2-yard run (Meyer kick)  
 LSU -- Jeremy Hill, 37-yard run (Delahoussaye kick)  
 IA -- Kevonte Martin-Manley, 4-yard pass from C.J. Beathard (Meyer kick)

**Attendance: 51,296**

| IOWA    | TEAM STATS      | LSU     |
|---------|-----------------|---------|
| 11      | First Downs     | 15      |
| 37-76   | Rushes-Yards    | 51-220  |
| 157     | Passing Yards   | 82      |
| 13-30-2 | Com-Att-Int     | 7-20-1  |
| 67-233  | Total Offense   | 71-302  |
| 7-40.3  | Punts-Avg.      | 10-46.9 |
| 2-1     | Fumbles-Lost    | 0-0     |
| 2-10    | Penalties-Yards | 6-53    |
| 25:06   | Possession Time | 34:54   |

**INDIVIDUAL LEADERS****RUSHING**

IOWA: Weisman 18-37; Canzeri 7-34  
 LSU: Hill 28-216

**PASSING**

IOWA: Rudock 9-22-102, 1 INT; Beathard 4-7-55, 1 TD  
 LSU: Jennings 7-19-82, 1 INT

**RECEIVING**

IOWA: Fiedorowicz 4-46; Duzey 3-58  
 LSU: Beckham 2-35; Landry 2-21

**TACKLES**

IOWA: Kirksey 10; Morris 8  
 LSU: Loston 6; Welter 6; Mills 6



## 2015 TaxSlayer Bowl

Tennessee 45, Iowa 28  
 Jan. 2, 2015, EverBank Field, Jacksonville, Fla.

|           |    |    |   |    |    |
|-----------|----|----|---|----|----|
| Iowa      | 0  | 7  | 0 | 21 | 28 |
| Tennessee | 21 | 14 | 7 | 3  | 45 |

### GAME RECAP

Tennessee scored the game's first 28 points en route to a 45-28 win over Iowa at the TaxSlayer Bowl in Jacksonville, Florida.

RB Mark Weisman rushed for two scores, while QB C.J. Beathard threw for two touchdowns to account for Iowa's scoring. Weisman scored on runs of three and one yard in the second and fourth quarters, respectively. The Hawkeye senior finished his career with 32 rushing touchdowns, one shy of the school record held by Sedrick Shaw and Tavian Banks.

Beathard connected with TE Ray Hamilton (31 yards) and WR Matt VandeBerg (18 yards) in the fourth period. Beathard finished the game completing 13-of-23 passes for 145 yards. The two passing touchdowns were a single-game career best.

WR Kevonte Martin-Manley caught three passes for 23 yards. His third reception broke the school record for career catches by a Hawkeye with 174. He finished his career with 1,799 career receiving yards, No. 13 all-time. The bowl game was the 51st career game for the Hawkeye senior; Martin-Manley joins five other players to play in 51 career games during the Kirk Ferentz era.

Jordan Canzeri led the Hawkeye ground attack, rushing 12 times for 120 yards -- his second career 100-yard game. His game totals pushed him over the 1,000 yards rushing, becoming the 45th Iowa player to accomplish the feat.

LB Josey Jewell led all players with a career-best 14 tackles and was named Iowa's TaxSlayer Bowl MVP. Jewell, a redshirt freshman, made his fourth career start. LB Quinton Alston (11) and CB Desmond King (10) also reached double-digits in tackles. CB Maurice Fleming (five) and LB Ben Niemann (four) recorded career bests in tackles.

CB Desmond King recorded his second career interception in the third quarter (37-yard return). Iowa's defense has had at least one interception in six straight bowl games.

### SCORING SUMMARY

UT -- Hurd, 3-yard run (Medley kick)  
 UT -- Hurd, 29-yard run (Medley kick)  
 UT -- Wharton, 49-yard pass from Marlin Lane (Medley kick)  
 UT -- Dobbs, 8-yard run (Medley kick)  
 IA -- Mark Weisman, 3-yard run (KoeHN kick)  
 UT -- Person, 19-yard pass from Joshua Dobbs (Medley kick)  
 UT -- Dobbs, 11-yard run (Medley kick)  
 IA -- Mark Weisman, 1-yard run (KoeHN kick)  
 UT -- Medley, 28-yard field goal  
 IA -- Ray Hamilton, 31-yard pass from C.J. Beathard (KoeHN kick)  
 IA -- Matt VandeBerg, 18-yard pass from C.J. Beathard (KoeHN kick)

Attendance: 56,310

| IOWA    | TEAM STATS      | UT      |
|---------|-----------------|---------|
| 23      | First Downs     | 27      |
| 35-244  | Rushes-Yards    | 51-283  |
| 177     | Passing Yards   | 178     |
| 15-31-1 | Com-Att-Int     | 17-22-1 |
| 66-421  | Total Offense   | 73-461  |
| 6-35.8  | Punts-Avg.      | 4-37.2  |
| 1-1     | Fumbles-Lost    | 0-0     |
| 4-37    | Penalties-Yards | 4-55    |
| 27:52   | Possession Time | 32:08   |

### INDIVIDUAL LEADERS

#### RUSHING:

IOWA: Canzeri 12-120; Beathard 8-82  
 UT: Hurd 16-122; Dobbs 13-76

#### PASSING:

IOWA: Beathard 13-23-145, 2 TD, 1 INT; Rudock 2-8-32  
 UT: Dobbs 16-21-129, 1 TD, 1 INT

#### RECEIVING:

IOWA: Hamilton 3-51; Martin-Manley 3-23  
 UT: Pearson 7-75

#### TACKLES:

IOWA: Jewell 14; King 10; Lowdermilk 8  
 UT: Reeves-Maybin 13; McNeil 7

## 2016 Rose Bowl

#6 Stanford 45, #5 Iowa 16  
 Jan. 1, 2016, Rose Bowl Stadium, Pasadena, California

|          |    |    |   |    |    |
|----------|----|----|---|----|----|
| Stanford | 21 | 14 | 3 | 7  | 45 |
| Iowa     | 0  | 0  | 3 | 13 | 16 |

### GAME RECAP

Stanford raced out to a 38-0 advantage and ultimately defeated Iowa, 45-16, in the 2016 Rose Bowl. The 45 points were the most the nationally-ranked Hawkeyes allowed in 14 games.

The Cardinal scored their first four touchdowns four different ways -- pass, run, interception return, and punt return. Heisman runner-up Christian McCaffrey totaled 368 all-purpose yards, including a 75-yard scoring reception on the first play from scrimmage and a 63-yard punt return in the second period.

Stanford QB Kevin Hogan completed 12-of-21 passes for 223 yards and accounted for four touchdowns (three passing and one rushing).

Iowa was held to 287 yards of total offense, including a season-low 48 yards rushing.

Iowa quarterback C.J. Beathard completed 21-of-33 passes for 239 yards passing and two touchdowns. Beathard threw a pair of fourth-quarter scores, first a 36-yard to WR Matt VandeBerg and then a 31-yard pass to RB Akrum Wadley. VandeBerg finished the contest with a team-high four receptions for 64 yards.

Running backs LeShun Daniels and Akrum Wadley rushed for 37 and 33 yards, respectively.

Junior DB Desmond King had 182 all-purpose yards, returning seven kickoffs for 144 yards and 38 yards on one punt. He also collected five tackles on defense.

SS Miles Taylor and LB Josey Jewell led the team in tackles, each being credited with seven stops. Jewell also collected an interception, his fourth of the season and second in as many games.

Senior center Austin Blythe made his 45th consecutive start and appeared in his 50th career game. He became the 12th player to play 50 or more games under Kirk Ferentz.

### SCORING SUMMARY

STAN -- Christian McCaffrey, 75-pass from Kevin Hogan (Ukropina kick)  
 STAN -- Kevin Hogan, 8-yard run (Ukropina kick)  
 STAN -- Quenton Meeks, 66-yard interception return (Ukropina kick)  
 STAN -- Christian McCaffrey, 63-yard punt return (Ukropina kick)  
 STAN -- Michael Rector, 31-pass from Kevin Hogan (Ukropina kick)  
 STAN -- Conrad Ukropina, 31-yard field goal  
 IA -- Marshall KoeHN, 39-yard field goal  
 IA -- Matt VandeBerg, 36-yard pass from C.J. Beathard (PAT attempt failed)  
 IA -- Akrum Wadley, 31-yard pass from C.J. Beathard (KoeHN kick)  
 STAN -- Michael Rector, 42-yard pass from Kevin Hogan (Ukropina kick)

Attendance: 94,268

| STAN    | TEAM STATS      | IOWA    |
|---------|-----------------|---------|
| 19      | First Downs     | 18      |
| 34-206  | Rushes-Yards    | 38-48   |
| 223     | Passing Yards   | 239     |
| 12-21-1 | Com-Att-Int     | 21-33-1 |
| 55-429  | Total Offense   | 71-287  |
| 3-36.3  | Punts-Avg.      | 6-38.3  |
| 1-0     | Fumbles-Lost    | 2-1     |
| 10-70   | Penalties-Yards | 7-50    |
| 27:09   | Possession Time | 32:51   |

### INDIVIDUAL LEADERS

#### RUSHING:

STAN: McCaffrey 18-172; Wright 5-30  
 IOWA: Daniels 10-37; Wadley 9-33

#### PASSING:

STAN: Higan 12-21-223, 3 TD, 1 INT  
 IOWA: Beathard 21-33-239, 2 TD, 1 INT

#### RECEIVING:

STAN: McCaffrey 4-105; Hooper 3-23; Rector 2-73  
 IOWA: VandeBerg 4-64; Mitchell 4-41; Wadley 3-60

#### TACKLES:

STAN: Shittu 10; Martinez 9  
 IOWA: Taylor 7; Jewell 7; King 5

**2017 Outback Bowl**

#17 Florida 30, Iowa 3

Jan. 2, 2017, Raymond James Stadium, Tampa, Florida

|         |   |   |   |    |    |
|---------|---|---|---|----|----|
| Florida | 3 | 7 | 7 | 13 | 30 |
| Iowa    | 3 | 0 | 0 | 0  | 3  |

**GAME RECAP**

No. 17 Florida scored the game's final 30 points in a 30-3 victory over Iowa at Raymond James Stadium in the 2017 Outback Bowl. It marked the third time in 11 years that Iowa faced Florida in the Outback Bowl.

The Hawkeye defense intercepted the Gators on their first two drives, converting the second interception into three points as a result of a Keith Duncan 36-yard field goal.

Florida evened the score at 3-3 later in the first quarter on an Eddy Pineiro 44-yard field goal.

The Gators scored a touchdown late in the second period to take a 10-3 advantage into halftime. Mark Thompson caught his only pass of the game from QB Austin Appleby and took the reception 85 yards for a touchdown.

Florida added two touchdowns and a pair of field goals in the second half.

Iowa quarterback C.J. Beathard completed 7-of-23 passes for 55 yards and three interceptions. RB Akrum Wadley totaled 136 all-purpose yards, rushing for a game-high 115 yards on 22 attempts and catching a team-best four balls for 21 yards. It marked the fourth game this season that the Hawkeye tailback led the squad in receiving.

Defensively, Josey Jewell had a game-high 10 tackles, including one sack. The Hawkeye linebacker finished the season with 100-plus tackles for the second straight year (124).

DB Desmond King appeared in his 53rd career game and made his 51st career start, both program records. King recorded an interception on Florida's second possession. It was King's 14th career interception, tying Damien Robinson for fourth all-time.

Iowa's second defensive theft came from FS Brandon Snyder. Both Snyder and King finished the 2016 season with three interceptions apiece.

Appleby finished the contest completing 14-of-35 passes for 222 yards, two touchdowns, and two interceptions. RB Jordan Scarlett rushed for a team-best 94 yards on 14 carries.

**SCORING SUMMARY**

IA -- Keith Duncan, 36-yard field goal

FLA -- Eddy Pineiro, 44-yard field goal

FLA -- Mark Thompson, 85-yard pass from Austin Appleby (Pineiro kick)

FLA -- DeAndre Goolsby, 6-yard pass from Austin Appleby (Pineiro kick)

FLA -- Chauncey Gradner, 58-yard interception return (Pineiro kick)

FLA -- Eddy Pineiro, 25-yard field goal

FLA -- Eddy Pineiro, 48-yard field goal

**Attendance: 51,119**

| FLA     | TEAM STATS      | IOWA   |
|---------|-----------------|--------|
| 11      | First Downs     | 14     |
| 32-109  | Rushes-Yards    | 41-171 |
| 222     | Passing Yards   | 55     |
| 14-24-2 | Com-Att-Int     | 7-24-3 |
| 57-331  | Total Offense   | 65-226 |
| 4-45.5  | Punts-Avg.      | 7-39.3 |
| 1-0     | Fumbles-Lost    | 1-0    |
| 8-60    | Penalties-Yards | 1-10   |
| 28:45   | Possession Time | 31:15  |

**INDIVIDUAL LEADERS****RUSHING:**

FLA: Scarlett 14-94; Perine 7-19

IOWA: Wadley 22-115; Daniels 15-45

**PASSING:**

FLA: Appleby 14-25-222, 2 TD, 2 INT

IOWA: Beathard 7-23-55, 0 TD, 3 INT

**RECEIVING:**

FLA: Callaway 7-55; Goolsby 2-27; Thompson 1-85

IOWA: Wadley 4-21; Kittle 1-18; McCarron 1-11

**TACKLES:**

FLA: Harris 9; McMillian 7; Joseph 6

IOWA: Jewell 10; King 5; Snyder 5

**2017 New Era Pinstripe Bowl**

Iowa 27, Boston College 20

Dec. 27, 2017, Yankee Stadium, Bronx, New York

|                |   |    |   |    |    |
|----------------|---|----|---|----|----|
| Iowa           | 3 | 7  | 7 | 10 | 27 |
| Boston College | 7 | 10 | 0 | 3  | 20 |

**GAME RECAP**

Iowa forced three turnovers and RB Akrum Wadley amassed a career-high 283 all-purpose yards in a 27-20 Iowa victory in the New Era Pinstripe Bowl at Yankee Stadium. The win snapped Iowa's five-game bowl losing streak.

Wadley, who was named Pinstripe Bowl MVP, totaled an Iowa bowl record 171 yards on five kickoff returns. He also totaled 88 rushing yards and 24 yards receiving.

The game was played in frigid temperatures, 23 degrees at kickoff with wind chills in the lower teens, and is the coldest Pinstripe Bowl on record. The Hawkeyes totaled 200 yards of offense, its lowest total in a bowl game win in program history.

Jake Gervase intercepted his third pass of the season on the third play from scrimmage, which resulted in a Miguel Recinos 24-yard field goal for the game's first score.

Boston College RB A.J. Dillon, who rushed a game-high 32 times for 157 yards, scored his only touchdown on a 4-yard run with five seconds left in the first period.

Iowa answered on its next possession with a TE Noah Fant 8-yard scoring reception from QB Nate Stanley. The TD pass was the 26th for Stanley, tying Brad Banks (2002) for second most in a single season in program annals. The score was set up by Wadley's 72-yard kickoff return, a career best.

The Eagles closed the half scoring 10 straight points -- a 39-yard pass play and a 30-yard field goal -- to take a 17-10 advantage into halftime.

Wadley scored his 35th career touchdown, which tied Sedrick Shaw for second most in program history, on a 5-yard rush midway through the third quarter to even the score.

Both teams traded field goals in the fourth quarter before the Iowa defense collected two turnovers in the final five minutes. With the game tied (20-20), DE Anthony Nelson sacked QB Darius Wade and forced a fumble that DE Parker Hesse recovered in Boston College territory. Three plays later, FB Drake Kulick scored his first career rushing touchdown on a 1-yard plunge into the end zone for the eventual game-winning score.

All-American CB Josh Jackson helped seal the win by collecting his eighth interception of the season, tying a school single-season record, on Boston College's next possession. DB Amani Hooker led Iowa's defense with 12 tackles, including two touchdown-saving stops. He was named to the Associated Press All-Bowl teams for his efforts.

WR Matt VandeBerg played in his 54th career game, more than any other player in school history. VandeBerg ended his career having at least one reception in 32 consecutive games played.

**SCORING SUMMARY**

IA -- Miguel Recinos, 24-yard field goal

BC -- A.J. Dillon, 4-yard run (Lichtenberg kick)

IA -- Noah Fant, 8-yard pass from Nate Stanley (Recinos kick)

BC -- Tommy Sweeney, 39-yard pass from Darius Wade (Lichtenberg kick)

BC -- Colton Lichtenberg kick, 30-yard field goal

IA -- Akrum Wadley, 5-yard run (Recinos kick)

IA -- Miguel Recinos, 38-yard field goal

BC -- Colton Lichtenber, 24-yard field goal

IA -- Drake Kulick, 1-yard run (Recinos kick)

**Attendance: 37,667**

| IOWA   | TEAM STATS      | BC      |
|--------|-----------------|---------|
| 13     | First Downs     | 16      |
| 39-101 | Rushes-Yards    | 43-175  |
| 99     | Passing Yards   | 208     |
| 8-15-0 | Com-Att-Int     | 16-27-2 |
| 54-200 | Total Offense   | 70-383  |
| 7-32.6 | Punts-Avg.      | 6-35.5  |
| 0-0    | Fumbles-Lost    | 1-1     |
| 3-20   | Penalties-Yards | 6-57    |
| 27:25  | Possession Time | 32:35   |

**INDIVIDUAL LEADERS****RUSHING:**

IOWA: Wadley 22-88; Butler 10-32

BC: Dillon 32-157; Hillman 4-16

**PASSING:**

IOWA: Stanley 8-15-99, 1 TD, 0 INT

BC: Wade 16-27-208, 1 TD, 2 INT

**RECEIVING:**

IOWA: Wadley 2-24; Fant 2-8; Easley 1-32

BC: Sweeney 7-137; Callinan 3-20; White 2-27

**TACKLES:**

IOWA: Hooker 12; Jewell 11; Bazata 9; Gervase 8

BC: Harris 9; Jones 9; Smith 8; Allen 7

## 2019 Outback Bowl

Iowa 27, #18 Mississippi State 22  
 Jan. 1, 2019, Raymond James Stadium, Tampa, Florida

|                       |   |    |    |   |    |
|-----------------------|---|----|----|---|----|
| #18 Mississippi State | 6 | 0  | 13 | 3 | 22 |
| Iowa                  | 0 | 17 | 7  | 3 | 27 |

### GAME RECAP

Iowa posted an impressive 27-22 win over No. 18 Mississippi State at the 2019 Outback Bowl at Raymond James Stadium, its second straight bowl victory. The win was Iowa's first over a nationally-ranked opponent this season and first over a ranked bowl opponent since 2010.

Iowa was able to rally from a 6-0 deficit in the first quarter to upend the Bulldogs, due in large part to scoring 17 points off three turnovers and not committing a penalty. The Hawkeyes won despite totaling minus-15 yards rushing on 20 attempts, a low for an Iowa team in 32 bowl appearances.

WR Nick Easley was voted the game's MVP, catching eight passes for a career-high 104 yards and two touchdowns – the first multi-touchdown game of his career. His totals increased his career numbers to 103 receptions for 1,024 yards.

The Bulldogs got on the board first, kicking a pair of first-quarter field goals. Iowa answered with 17 unanswered points in the second quarter. Miguel Recinos kicked the first (44) of his two field goals, followed by touchdown passes from QB Nate Stanley to Easley (75 yards) and WR Ihmir Smith-Marsette (15 yards). The 75-yard play is an Iowa bowl record for longest completion and longest touchdown reception.

The Bulldogs recaptured the lead early in the third quarter, capitalizing on two Hawkeye turnovers. Mississippi State scored two touchdowns in 18 seconds.

Easley's second TD catch (8 yards) later in the third quarter gave the Hawkeyes a 24-19 advantage, a lead they did not relinquish. Mississippi State and Iowa traded field goals in the fourth quarter.

Iowa's defense stood tall on the Bulldogs' final possession, forcing Mississippi State to turn the ball over on downs at Iowa's 32-yard line.

Stanley completed his first eight pass attempts, finishing the contest with 214 yards passing and three TD's on 21-of-31 attempts. Stanley finished his junior season with 26 TD passes, tying for the second highest single-season total in school history.

TET.J. Hockenson caught three passes for 43 yards. Smith-Marsette matched his career best with four receptions and set an Outback Bowl record with 150 kickoff return yards.

DT Chauncey Golston and FS Jake Gervase collected Iowa's two interceptions, raising its season total to 20, second most in the country. Golston also recovered a fumble in the second quarter, which set the table for Iowa's second score. Golston's interception was the first of his career, while Gervase's theft in the end zone prevented a Mississippi State scoring threat in the fourth quarter.

DB Matt Hankins led all tacklers with nine, while CB Michael Ojemudia matched his career high with eight stops. DE A.J. Epenesa had a forced fumble on a sack, raising his season total a team-best 10.5, the highest single-season total by a Hawkeye since Adrian Clayborn (11.5 sacks in 2009).

### SCORING SUMMARY

MSU -- Jace Christmann, 44-yard field goal  
 MSU -- Jace Christmann, 42-yard field goal  
 IA -- Miguel Recinos, 44-yard field goal  
 IA -- Nick Easley, 75-yard pass from Nate Stanley (Recinos kick)  
 IA -- Ihmir Smith-Marsette, 15-yard pass from Nate Stanley (Recinos kick)  
 MSU -- Kylin Hill, 1-yard pass from Nick Fitzgerald (2-point conversion failed)  
 MSU -- Nick Fitzgerald, 33-yard run (Christmann kick)  
 IA -- Nick Easley, 8-yard pass from Nate Stanley (Recinos kick)  
 MSU -- Jace Christmann, 20-yard field goal  
 IA -- Miguel Recinos, 40-yard field goal

Attendance: 40,518

| MSU     | TEAM STATS      | IOWA     |
|---------|-----------------|----------|
| 15      | First Downs     | 11       |
| 42-190  | Rushes-Yards    | 20-(-15) |
| 152     | Passing Yards   | 214      |
| 14-32-2 | Com-Att-Int     | 21-31-1  |
| 74-342  | Total Offense   | 51-199   |
| 5-50.4  | Punts-Avg.      | 7-34.4   |
| 1-1     | Fumbles-Lost    | 1-1      |
| 8-90    | Penalties-Yards | 0-0      |
| 33:34   | Possession Time | 26:26    |

### INDIVIDUAL LEADERS

#### RUSHING:

MSU: Fitzgerald 20-103; Hill 12-43  
 IOWA: Young 3-7; Kelly-Martin 5-4

#### PASSING:

MSU: Fitzgerald 14-32-152, 1 TD, 2 INT  
 IOWA: Stanley 21-31-214, 3 TD, 1 INT

#### RECEIVING:

MSU: Williams 3-19; Hill 3-12; Mitchell 2-42  
 IOWA: Easley 8-104; Smith-Marsette 4-29;  
 Hockenson 3-43

#### TACKLES:

MSU: Abram 6; Dantzler 5  
 IOWA: Hankins 9; Ojemudia 8

## 2019 Holiday Bowl

#16 Iowa 49, #22 USC 24  
 Jan. 1, 2019, Raymond James Stadium, Tampa, Florida

|          |   |    |   |    |    |
|----------|---|----|---|----|----|
| #22 USC  | 7 | 10 | 7 | 0  | 24 |
| #16 Iowa | 7 | 21 | 7 | 14 | 49 |

### GAME NOTES

WR Ihmir Smith-Marsette (offense) and DE A.J. Epenesa (defense) were named Most Valuable Players of the 2019 Holiday Bowl.

Iowa's 49 points scored are the second most scored in a bowl game in school history (55 vs. Texas in 1984 Freedom Bowl).

Iowa won its third straight bowl game, tying its longest such streak in program history (2009 Outback, 2010 Orange, 2010 Insight).

Kirk Ferentz is 9-8 all-time in bowl games. The bowl win was the ninth for Iowa head coach Kirk Ferentz, tying him for second place in Big Ten Conference history (Barry Alvarez). Joe Paterno of Penn State has 10.

Iowa recorded its sixth 10-win season since 1999. The Hawkeyes have 47 wins over the last five years, the most of any five-year period in program history.

WR Smith-Marsette's 98-yard kickoff return for a touchdown in the second quarter tied a Holiday Bowl record and is the seventh-longest kickoff return in school history. He is the first player in program history to return two kickoffs for touchdowns in a single season (Nebraska, 95 yards).

WR Ihmir Smith-Marsette is the second Hawkeye in program history to score a touchdown via rush, reception, and kickoff return, in a single game.

DE A.J. Epenesa tied an Iowa bowl record and matched his career high with 2.5 sacks today (Babineaux 2005 Capital One; Hodge 2005 Capital One), and raised his season total to 11.5, the most by any Hawkeye since Adrian Clayborn had 11.5 in 2009.

QB Nate Stanley passed for 213 yards today, raising his season total to 2,951, a new single-season career high and the sixth best single-season total in school history. Stanley finished his career with 8,302 passing yards, second all-time in program history (Chuck Long 10,461). Stanley started his third bowl game (3-0) and became the second quarterback in school history to win three bowl games (Ricky Stanzi, 3-0).

K Keith Duncan scored seven points today, raising his season total to 119, third all-time in single-season program history. Duncan made 29 field goals this season, a single-season school record, a Big Ten record, and tied for the sixth most in NCAA single-season history.

RB Tyler Goodson rushed for 48 yards and one touchdown today. He finished the season as Iowa's leading rusher (638 yards). He is the first true freshman to ever lead the team in single-season rushing yards.

### SCORING SUMMARY

IA -- Tyrone Tracy, 23-yard touchdown rush (Duncan kick)  
 USC -- Drake London, 4-yard pass from Slovis (McGrath kick)  
 IA -- Ihmir Smith-Marsette, 6-yard touchdown rush (Duncan kick)  
 USC -- Vavae Malepeai, 16-yard pass from Slovis (McGrath kick)  
 IA -- Ihmir Smith-Marsette, 98-yard kickoff return (Duncan kick)  
 IA -- Ihmir Smith-Marsette, 12-yard pass from Stanley (Duncan kick)  
 USC -- Chas McGrath, 31-yard field goal  
 USC -- Stephen Carr, 3-yard touchdown rush (McGrath kick)  
 IA -- Tyler Goodson, 1-yard touchdown rush (Duncan kick)  
 IA -- Brandon Smith, 6-yard pass from Stanley (Duncan kick)  
 IA -- Nick Niemann, 25-yard interception return (Duncan kick)

Attendance: 50,123

| USC     | TEAM STATS      | IOWA    |
|---------|-----------------|---------|
| 20      | First Downs     | 20      |
| 18-22   | Rushes-Yards    | 25-115  |
| 334     | Passing Yards   | 213     |
| 33-48-1 | Com-Att-Int     | 18-28-0 |
| 66-356  | Total Offense   | 63-328  |
| 4-38.2  | Punts-Avg.      | 4-37.0  |
| 3-2     | Fumbles-Lost    | 2-0     |
| 3-21    | Penalties-Yards | 4-23    |
| 26:36   | Possession Time | 33:24   |

### INDIVIDUAL LEADERS

#### RUSHING:

USC: Malepeai 8-37; Carr 5-24  
 IOWA: Goodson 18-48; Tracy 1-23;  
 Sargent 2-20

#### PASSING:

USC: Slovis 22-30-260, 2 TD, 0 INT  
 IOWA: Stanley 18-27-213, 2 TD, 0 INT

#### RECEIVING:

USC: St. Brown 9-163; Vaughns 6-54;  
 Pittman 5-53  
 IOWA: LaPorta 6-44; B. Smith 4-32;  
 Goodson 3-20

#### TACKLES:

USC: Hufanga 14; Gaoteote 8; G. Johnson 5  
 IOWA: Koerner 8; Hankins 7; Welch 7





Following is a year-by-year listing of final football rankings that have included the University of Iowa.

### **Associated Press**

#### **1939**

1. Texas A&M
2. Tennessee
3. Southern California
4. Cornell
5. Tulane
6. Missouri
7. UCLA
8. Duke
9. **IOWA**
10. Duquesne
11. Boston College
12. Clemson
13. Notre Dame
14. Santa Clara
15. Ohio State
16. Georgia Tech
17. Fordham
18. Nebraska
19. Oklahoma
20. Michigan

#### **1953**

1. Maryland
2. Notre Dame
3. Michigan State
4. Oklahoma
5. UCLA
6. Rice
7. Illinois
8. Georgia Tech
9. **IOWA**
10. West Virginia
11. Texas
12. Texas Tech
13. Alabama
14. Army
15. Wisconsin
16. Kentucky
17. Auburn
18. Duke
19. Stanford
20. Michigan

#### **1956**

1. Oklahoma
2. Tennessee
3. **IOWA**
4. Georgia Tech
5. Texas A&M
6. Miami (FL)
7. Michigan
8. Syracuse
9. Michigan State
10. Oregon State
11. Baylor
12. Minnesota

13. Pittsburgh
14. Texas Christian
15. Ohio State
16. Navy
17. George Washington
18. Southern California
19. Clemson
20. Colorado

#### **1957**

1. Auburn
2. Ohio State
3. Michigan State
4. Oklahoma
5. Navy
6. **IOWA**
7. Mississippi
8. Rice
9. Texas A&M
10. Notre Dame
11. Texas
12. Arizona State
13. Tennessee
14. Mississippi State
15. North Carolina State
16. Duke
17. Florida
18. Army
19. Wisconsin
20. Virginia Military

#### **1958**

1. Louisiana State
2. **IOWA**
3. Army
4. Auburn
5. Oklahoma
6. Air Force
7. Wisconsin
8. Ohio State
9. Syracuse
10. Texas Christian
11. Mississippi
12. Clemson
13. Purdue
14. Florida
15. South Carolina
16. California
17. Notre Dame
18. Southern Methodist
19. Oklahoma State
20. Rutgers

#### **1960**

1. Minnesota
2. Mississippi
3. **IOWA**
4. Navy
5. Missouri
6. Washington
7. Arkansas
8. Ohio State
9. Alabama
10. Duke
11. Kansas

12. Baylor
13. Auburn
14. Yale
15. Michigan State
16. Penn State
17. New Mexico State
18. Florida
19. Syracuse
19. Purdue

#### **1981**

1. Clemson
2. Texas
3. Penn State
4. Pittsburgh
5. Southern Methodist
6. Georgia
7. Alabama
8. Miami (FL)
9. North Carolina
10. Washington
11. Nebraska
12. Michigan
13. Brigham Young
14. Southern California
15. Ohio State
16. Arizona State
17. West Virginia
18. **IOWA**
19. Missouri
20. Oklahoma

#### **1983**

1. Miami (FL)
2. Nebraska
3. Auburn
4. Georgia
5. Texas
6. Florida
7. Brigham Young
8. Michigan
9. Ohio State
10. Illinois
11. Clemson
12. Southern Methodist
13. Air Force
14. **IOWA**
15. Alabama
16. West Virginia
17. UCLA
18. Pittsburgh
19. Boston College
20. East Carolina

#### **1984**

1. Brigham Young
2. Washington
3. Florida
4. Nebraska
5. Boston College
6. Oklahoma
7. Oklahoma State
8. Southern Methodist
9. UCLA
10. Southern California

11. South Carolina
12. Maryland
13. Ohio State
14. Auburn
15. Louisiana State
16. **IOWA**
17. Florida State
18. Miami (FL)
19. Kentucky
20. Virginia

#### **1985**

1. Oklahoma
2. Michigan
3. Penn State
4. Tennessee
5. Florida
6. Texas A&M
7. UCLA
8. Air Force
9. Miami (FL)
10. **IOWA**
11. Nebraska
12. Arkansas
13. Alabama
14. Ohio State
15. Florida State
16. Brigham Young
17. Baylor
18. Maryland
19. Georgia Tech
20. Louisiana State

#### **1986**

1. Penn State
2. Miami (FL)
3. Oklahoma
4. Arizona State
5. Nebraska
6. Auburn
7. Ohio State
8. Michigan
9. Alabama
10. Louisiana State
11. Arizona
12. Baylor
13. Texas A&M
14. UCLA
15. Arkansas
16. **IOWA**
17. Clemson
18. Washington
19. Boston College
20. Virginia Tech

#### **1987**

1. Miami (FL)
2. Florida State
3. Oklahoma
4. Syracuse
5. Louisiana State
6. Nebraska
7. Auburn
8. Michigan State
9. UCLA

10. Texas A&M
11. Oklahoma State
12. Clemson
13. Georgia
14. Tennessee
15. South Carolina
16. **IOWA**
17. Notre Dame
18. Southern California
19. Michigan
20. Arizona State

#### **1990**

1. Colorado
2. Georgia Tech
3. Miami (FL)
4. Florida State
5. Washington
6. Notre Dame
7. Michigan
8. Tennessee
9. Clemson
10. Houston
11. Penn State
12. Texas
13. Florida
14. Louisville
15. Texas A&M
16. Michigan State
17. Oklahoma
18. **IOWA**
19. Auburn
20. Southern California
21. Mississippi
22. Brigham Young
23. Virginia
24. Nebraska
25. Illinois

#### **1991**

1. Miami (FL)
2. Washington
3. Penn State
4. Florida State
5. Alabama
6. Michigan
7. Florida
8. California
9. East Carolina
10. **IOWA**
11. Syracuse
12. Texas A&M
13. Notre Dame
14. Tennessee
15. Nebraska
16. Oklahoma
17. Georgia
18. Clemson
19. UCLA
20. Colorado
21. Tulsa
22. Stanford
23. Brigham Young
24. North Carolina State
25. Air Force

**1995**

1. Nebraska
2. Florida
3. Tennessee
4. Florida State
5. Colorado
6. Ohio State
7. Kansas State
8. Northwestern
9. Kansas
10. Virginia Tech
11. Notre Dame
12. Southern Cal
13. Penn State
14. Texas
15. Texas A&M

16. Virginia
  17. Michigan
  18. Oregon
  19. Syracuse
  20. Miami
  21. Alabama
  22. Auburn
  23. Texas Tech
  24. Toledo
- 25. IOWA**

**1996**

1. Florida
2. Ohio State
3. Florida State
4. Arizona State
5. Brigham Young
6. Nebraska
7. Penn State
8. Colorado
9. Tennessee
10. North Carolina
11. Alabama
12. LSU
13. Virginia Tech
14. Miami (FL)
15. Northwestern
16. Washington
17. Kansas State

**18. IOWA**

19. Notre Dame
20. Michigan
21. Syracuse
22. Wyoming
23. Texas
24. Auburn
25. Army

**2002**

1. Ohio State
  2. Miami (FL)
  3. Georgia
  4. USC
  5. Oklahoma
  6. Texas
  7. Kansas State
- 8. IOWA**
9. Michigan
  10. Washington State

11. Alabama
12. North Carolina State
13. Maryland
14. Auburn
15. Boise State
16. Penn State
17. Notre Dame
18. Virginia Tech
19. Pittsburgh
20. Colorado
21. Florida State
22. Virginia
23. Texas Christian
24. Marshall
25. West Virginia

**2003**

1. Southern Cal
  2. Louisiana State
  3. Oklahoma
  4. Ohio State
  5. Miami
  6. Michigan
  7. Georgia
- 8. IOWA**
9. Washington State
  10. Miami, OH
  11. Florida State
  12. Texas
  13. Mississippi
  14. Kansas State
  15. Tennessee
  16. Boise State
  17. Maryland
  18. Purdue
  19. Nebraska
  20. Minnesota
  21. Utah
  22. Clemson
  23. Bowling Green
  24. Florida
  25. Texas Christian

**2004**

1. Southern Cal
  2. Auburn
  3. Oklahoma
  4. Utah
  5. Texas
  6. Louisville
  7. Georgia
- 8. IOWA**
9. California
  10. Virginia Tech
  11. Miami
  12. Boise State
  13. Tennessee
  14. Michigan
  15. Florida State
  16. LSU
  17. Wisconsin
  18. Texas Tech
  19. Arizona State
  20. Ohio State
  21. Boston College

22. Fresno State
23. Virginia
24. Navy
25. Pittsburgh

**2008**

1. Florida
  2. Utah
  3. USC
  4. Texas
  5. Oklahoma
  6. Alabama
  7. TCU
  8. Penn State
  9. Ohio State
  10. Oregon
  11. Boise State
  12. Texas Tech
  13. Georgia
  14. Mississippi
  15. Virginia Tech
  16. Oklahoma State
  17. Cincinnati
  18. Oregon State
  19. Missouri
- 20. IOWA**
21. Florida State
  22. Georgia Tech
  23. West Virginia
  24. Michigan State
  25. BYU

**2009**

1. Alabama
  2. Texas
  3. Florida
  4. Boise State
  5. Ohio State
  6. TCU
- 7. IOWA**
8. Cincinnati
  9. Penn State
  10. Virginia Tech
  11. Oregon
  12. Brigham Young
  13. Georgia Tech
  14. Nebraska
  15. Pittsburgh
  16. Wisconsin
  17. LSU
  18. Utah
  19. Miami, FL
  20. Mississippi
  21. Texas Tech
  22. USC
  23. Central Michigan
  24. West Virginia
  25. Clemson

**2015**

1. Alabama
2. Clemson
3. Stanford
4. Ohio State
5. Oklahoma

6. Michigan State
  7. TCU
  8. Houston
- 9. IOWA**
10. Mississippi
  11. Notre Dame
  12. Michigan
  13. Baylor
  14. Florida State
  15. North Carolina
  16. LSU
  17. Utah
  18. Navy
  19. Oregon
  20. Oklahoma State
  21. Wisconsin
  22. Tennessee
  23. Northwestern
  24. Western Kentucky
  25. Florida

**2018**

1. Clemson
2. Alabama
3. Ohio State
4. Oklahoma
5. Notre Dame
6. LSU
7. Florida
8. Georgia
9. Texas
10. Washington State
11. Central Florida
12. Kentucky
13. Washington
14. Michigan
15. Syracuse
16. Texas A&M
17. Penn State
18. Fresno State
19. Army
20. West Virginia
21. Northwestern
22. Utah State
23. Boise State
24. Cincinnati

**25. IOWA****2019**

1. LSU
  2. Clemson
  3. Ohio State
  4. Georgia
  5. Oregon
  6. Florida
  7. Oklahoma
  8. Alabama
  9. Penn State
  10. Minnesota
  11. Wisconsin
  12. Notre Dame
  13. Baylor
  14. Auburn
- 15. IOWA**
16. Utah

17. Memphis
18. Michigan
19. Appalachian State
20. Navy
21. Cincinnati
22. Air Force
23. Boise State
24. Central Florida
25. Texas

**United Press  
International****1939**

Not available,  
Iowa ranked 9th

**1953**

1. Maryland
  2. Notre Dame
  3. Michigan State
  4. UCLA
  5. Oklahoma
  6. Rice
  7. Illinois
  8. Texas
  9. Georgia Tech
- 10. IOWA**
11. Alabama
  12. Texas Tech
  13. West Virginia
  14. Wisconsin
  15. Kentucky
  16. Army
  17. Stanford
  18. Duke
  19. Michigan
  20. Ohio State

**1955**

1. Oklahoma
  2. Michigan State
  3. Maryland
  4. UCLA
  5. Ohio State
  6. Texas Christian
  7. Georgia Tech
  8. Auburn
  9. Notre Dame
  10. Mississippi
  11. Pittsburgh
  12. Southern Cal
  13. Michigan
  14. Texas A&M
  15. Army
  16. Duke
  17. West Virginia
  18. Miami (FL)
- 19. IOWA**
20. Navy
  20. Stanford
  20. Miami (OH)

**1956**

1. Oklahoma
2. Tennessee
3. **IOWA**
4. Georgia Tech
5. Texas A&M
6. Miami (FL)
7. Michigan
8. Syracuse
9. Minnesota
10. Michigan State
11. Baylor
12. Pittsburgh
13. Oregon State
14. Texas Christian
15. Southern California
16. Wyoming
17. Yale
18. Colorado
19. Navy
20. Duke

**1957**

1. Ohio State
2. Auburn
3. Michigan State
4. Oklahoma
5. **IOWA**
6. Navy
7. Rice
8. Mississippi
9. Notre Dame
10. Texas A&M
11. Texas
12. Arizona State
13. Army
14. Duke
15. Wisconsin
16. Tennessee
17. Oregon
18. Clemson
19. UCLA
20. North Carolina State

**1958**

1. Louisiana State
  2. **IOWA**
  3. Army
  4. Auburn
  5. Oklahoma
  6. Wisconsin
  7. Ohio State
  8. Air Force
  9. Texas Christian
  10. Syracuse
  11. Purdue
  12. Mississippi
  13. Clemson
  14. Notre Dame
  15. Florida
  16. California
  17. Northwestern
  18. Southern Methodist
- \* -- Only 18 teams ranked

**1960**

1. Minnesota
2. **IOWA**
3. Mississippi
4. Missouri
5. Washington
6. Navy
7. Arkansas
8. Ohio State
9. Kansas
9. Alabama
11. Duke
12. Baylor
13. Michigan State
14. Auburn
15. Purdue
16. Florida
17. Texas
18. Yale
19. New Mexico State
20. Tennessee

**1961**

1. Clemson
2. Pittsburgh
3. Penn State
4. Texas
5. Georgia
6. Alabama
7. Washington
8. North Carolina
9. Nebraska
10. Michigan
11. Brigham Young
12. Ohio State
13. Southern Cal
14. Oklahoma
15. **IOWA**
16. Arkansas
17. Mississippi State
18. West Virginia
19. Southern Mississippi
20. Missouri

**1983**

1. Miami (FL)
2. Nebraska
3. Auburn
4. Georgia
5. Texas
6. Florida
7. Brigham Young
8. Ohio State
9. Michigan
10. Illinois
11. Southern Methodist
12. Alabama
13. UCLA
14. **IOWA**
15. Air Force
16. West Virginia
17. Penn State
18. Oklahoma State
19. Pittsburgh
20. Boston College

**1984**

1. Brigham Young
2. Washington
3. Nebraska
4. Boston College
5. Oklahoma State
6. Oklahoma
7. Florida
8. Southern Methodist
9. Southern Cal
10. UCLA
11. Maryland
12. Ohio State
13. South Carolina
14. Auburn
15. **IOWA**
16. Louisiana State
17. Virginia
18. West Virginia
19. Kentucky
20. Florida State

**1985**

1. Oklahoma
2. Michigan
3. Penn State
4. Tennessee
5. Air Force
6. UCLA
7. Texas A&M
8. Miami (FL)
9. **IOWA**
10. Nebraska
11. Ohio State
12. Arkansas
13. Florida State
14. Alabama
15. Baylor
16. Fresno State
17. Brigham Young
18. Georgia Tech
19. Maryland
20. Louisiana State

**1986**

1. Penn State
2. Miami (FL)
3. Oklahoma
4. Nebraska
5. Arizona State
6. Ohio State
7. Michigan
8. Auburn
9. Alabama
10. Arizona
11. Louisiana State
12. Texas A&M
13. Baylor
14. UCLA
15. **IOWA**
16. Arkansas
17. Washington
18. Boston College
19. Clemson
20. Florida State

**1987**

1. Miami (FL)
2. Florida State
3. Oklahoma
4. Syracuse
5. Louisiana State
6. Nebraska
7. Auburn
8. Michigan State
9. Texas A&M
10. Clemson
11. UCLA
12. Oklahoma State
13. Tennessee
14. Georgia
15. South Carolina
15. **IOWA**
17. Southern California
18. Michigan
19. Texas
20. Indiana

**1990**

1. Georgia
2. Colorado
3. Miami (FL)
4. Florida State
5. Washington
6. Notre Dame
7. Tennessee
8. Michigan
9. Clemson
10. Penn State
11. Texas
12. Louisville
13. Texas A&M
14. Michigan State
15. Virginia
16. **IOWA**
17. Nebraska
17. Brigham Young
19. Auburn
20. San Jose State
21. Syracuse
22. Southern Cal
23. Mississippi
24. Illinois
25. Virginia Tech

**USA Today  
Coaches Poll**
**1991**

1. Washington
2. Miami (FL)
3. Penn State
4. Florida State
5. Alabama
6. Michigan
7. California
8. Florida
9. East Carolina
10. **IOWA**
11. Syracuse
12. Notre Dame
13. Texas A&M

14. Oklahoma
15. Tennessee
16. Nebraska
17. Clemson
18. UCLA
19. Georgia
20. Colorado
21. Tulsa
22. Stanford
23. Brigham Young
24. Air Force
25. North Carolina State

**1995**

1. Nebraska
2. Tennessee
3. Florida
4. Colorado
5. Florida State
6. Kansas State
7. Northwestern
8. Ohio State
9. Virginia Tech
10. Kansas
11. Southern Cal
12. Penn State
13. Notre Dame
14. Texas
15. Texas A&M
16. Syracuse
17. Virginia
18. Oregon
19. Michigan
20. Texas Tech
21. Auburn
22. **IOWA**
23. East Carolina
24. Toledo
25. Louisiana State

**1996**

1. Florida
2. Ohio State
3. Florida State
4. Arizona State
5. Brigham Young
6. Nebraska
7. Penn State
8. Colorado
9. Tennessee
10. North Carolina
11. Alabama
12. Virginia Tech
13. Louisiana State
14. Miami (FL)
15. Washington
16. Northwestern
17. Kansas State
18. **IOWA**
19. Syracuse
20. Michigan
21. Notre Dame
22. Wyoming
23. Texas
24. Army
25. Auburn

**2002**

1. Ohio State
2. Miami (FL)
3. Georgia
4. Southern California
5. Oklahoma
6. Kansas State
7. Texas
8. **IOWA**
9. Michigan
10. Washington State
11. North Carolina State
12. Boise State
13. Maryland
14. Virginia Tech
15. Penn State

**2003**

1. Auburn
2. Notre Dame
3. Pittsburgh
4. Marshall
5. West Virginia
6. Colorado
7. Texas Christian
8. Florida State
9. Florida
10. Virginia

**2004**

1. Louisiana State
2. Southern Cal
3. Oklahoma
4. Ohio State
5. Miami
6. Georgia
7. Michigan
8. **IOWA**
9. Washington State
10. Florida State
11. Texas
12. Miami, OH
13. Kansas State
14. Mississippi
15. Boise State
16. Tennessee
17. Minnesota
18. Nebraska
19. Purdue
20. Maryland
21. Utah
22. Clemson
23. Bowling Green
24. Texas Christian
25. Florida

**2005**

1. Southern Cal
2. Auburn
3. Oklahoma
4. Texas
5. Utah
6. Georgia
7. Louisville
8. **IOWA**
9. California
10. Virginia Tech

11. Miami
12. Michigan
13. Boise State
14. Florida State
15. Tennessee
16. LSU
17. Texas Tech
18. Wisconsin
19. Ohio State
20. Arizona State
21. Boston College
22. Fresno State
23. Virginia
24. Navy
25. Florida

**2006**

1. Florida
2. USC
3. Texas
4. Utah
5. Oklahoma
6. Alabama
7. TCU
8. Penn State
9. Oregon
10. Georgia
11. Ohio State
12. Texas Tech
13. Boise State
14. Virginia Tech
15. Mississippi
16. Missouri
17. Cincinnati
18. Oklahoma State
19. Oregon State

**2007**

1. Louisiana State
2. Southern Cal
3. Oklahoma
4. Ohio State
5. Miami
6. Georgia
7. Michigan
8. **IOWA**
9. Washington State
10. Florida State
11. Texas
12. Miami, OH
13. Kansas State
14. Mississippi
15. Boise State
16. Tennessee
17. Minnesota
18. Nebraska
19. Purdue
20. Maryland
21. Utah
22. Clemson
23. Bowling Green
24. Texas Christian
25. Florida

**2008**

1. Alabama
2. Texas
3. Florida
4. Boise State
5. Ohio State
6. TCU
7. **IOWA**
8. Penn State
9. Cincinnati
10. Virginia Tech
11. Oregon
12. Brigham Young
13. Georgia Tech
14. Nebraska
15. Pittsburgh
16. Wisconsin
17. LSU
18. Utah
19. Miami (FL)
20. USC
21. Mississippi

22. West Virginia
23. Texas Tech
24. Central Michigan
25. Oklahoma State

**2009**

1. Alabama
2. Clemson
3. Stanford
4. Ohio State
5. Oklahoma
6. Michigan State
7. TCU
8. Houston
9. Mississippi

**2010**

1. Michigan
2. Notre Dame
3. Baylor
4. Florida State
5. North Carolina
6. Utah
7. LSU
8. Navy
9. Oklahoma State
10. Oregon
11. Wisconsin
12. Northwestern
13. Tennessee
14. Georgia
15. Florida

**2011**

1. LSU
2. Clemson
3. Ohio State
4. Georgia
5. Oregon
6. Oklahoma
7. Florida
8. Alabama
9. Penn State
10. Minnesota
11. Notre Dame
12. Baylor
13. Wisconsin
14. Auburn
15. **IOWA**
16. Utah
17. Memphis
18. Appalachian State
19. Michigan
20. Navy
21. Cincinnati
22. Boise State
23. Air Force
24. Central Florida
25. Virginia

**Iowa in the Top 25**

Since the wire services began running football polls, Iowa has finished the season ranked in the nation's Top Twenty-five 25 times. Additionally, the Hawkeyes were named national champions by the Football Writers Association in 1958, and by various rating services in 1921, 1922, 1956 and 1960. Here are Iowa's Top Twenty-five finishes by the Associated Press, United Press International and the coaches poll.

|      |  |
|------|--|
| 2019 | No. 15 by AP and Coaches   |
| 2018 | No. 25 by AP   |
| 2015 | No. 9 by AP/No. 10 by Coaches  |
| 2009 | No. 7 by AP and ESPN/USA Today   |
| 2008 | No. 20 by AP and ESPN/USA Today  |
| 2004 | No. 8 by AP and ESPN/USA Today   |
| 2003 | No. 8 by AP and ESPN/USA Today   |
| 2002 | No. 8 by AP and ESPN/USA Today   |
| 1996 | No. 18 by AP and CNN/USA Today   |
| 1995 | No. 22 by CNN/USA Today/No. 25 by AP   |
| 1991 | No. 10 by AP and CNN/USA Today   |
| 1990 | No. 16 by UPI/No. 18 by AP   |
| 1987 | No. 15 by UPI/No. 16 by AP   |
| 1986 | No. 15 by UPI/No. 16 by AP   |
| 1985 | No. 9 by UPI/No. 10 by AP  |
| 1984 | No. 15 by UPI/No. 16 by AP   |
| 1983 | No. 14 by both wire services   |
| 1981 | No. 15 by UPI/No. 18 by AP   |
| 1960 | No. 2 by UPI/No. 3 by AP<br>No. 1 by Sagarin Ratings (SR), Boand System (BS), Berryman (B-QPRS) and Litkenhous (L) |
| 1958 | No. 2 by both wire services<br>No. 1 by Football Writers Association of America (FWAA)                             |
| 1957 | No. 5 by UPI/No. 6 by AP   |
| 1956 | No. 3 by both wire services<br>No. 1 by College Football Researchers Association (CFRA)                            |
| 1955 | No. 19 by UPI  |
| 1953 | No. 9 by AP/No. 10 by UPI  |
| 1939 | No. 9 by both wire services  |
| 1922 | No. 1 by Billingsley Report (BR)   |
| 1921 | No. 1 by Billingsley Report (BR) and Parke Davis (PD)  |



The Heisman Trophy, honoring the most outstanding college football player in the United States, is presented by the Downtown Athletic Club of New York each year. Iowa's Nile Kinnick earned the Heisman Trophy in 1939.

Iowa's Nile Kinnick (1939) and Navy's Roger Staubach (1963) are the only veterans to win the Heisman Trophy. As part of its 2008 Memorial Day tribute to veterans, ESPN named Kinnick as one of its top 10 college athletes to serve in the armed forces.

Along with Kinnick earning the award in 1939, Iowa has had a player finish in the Top 10 in the voting on nine other occasions. Most recently, quarterback Brad Banks placed second in the balloting in 2002. Banks became the fourth Iowa player to place second in the voting, joining Alex Karras in 1957, Randy Duncan in 1958 and Chuck Long in 1985.

In 2008, RB Shonn Greene placed sixth in the voting and was the top vote getter among all running backs. Greene's sixth place finish is the highest for an Iowa running back. He was a consensus All-American and received the Doak Walker Award as the top running back in the nation.

Following are Hawkeye players who have placed in the top 10 in Heisman Trophy voting:

|   |  |
|---|--|
| <b>HB Nile Kinnick</b><br>1939 Heisman Trophy | <b>QB Chuck Long</b><br>7th in 1984<br>2nd in 1985 |
| <b>OL Cal Jones</b><br>10th in 1955           | <b>WR Tim Dwight</b><br>7th in 1997                |
| <b>QB Kenny Ploen</b><br>9th in 1956          | <b>QB Brad Banks</b><br>2nd in 2002                |
| <b>DL Alex Karras</b><br>2nd in 1957          | <b>RB Shonn Greene</b><br>6th in 2008              |
| <b>QB Randy Duncan</b><br>2nd in 1958         |  |



*Running back Shonn Greene placed sixth in the voting for the 2008 Heisman Trophy, becoming the most recent Hawkeye to place in the top 10 in Heisman voting.*



### **Nile Kinnick Heisman Trophy Acceptance Speech**

"Thank you very, very, kindly, Mr. Holcombe. It seems to me that everyone is letting their superlatives run away with them this evening, but none the less, I want you to know that I'm mighty, mighty, happy to accept this trophy this evening.


Every football player in these United States dreams about winning that trophy, and of this fine trip to New York. Every player considers that trophy the acme in recognition of this kind. And the fact that I am actually receiving this trophy tonight almost overwhelms me, and I know that all of those boys who have gone before me must have felt somewhat the same way.

From my own personal viewpoint, I consider my winning this award as indirectly, a great tribute to the new coaching staff at the University of Iowa, headed by Dr. Eddie Anderson, and to my teammates sitting back in Iowa City. A finer man and a better coach never hit these United States, and a more courageous bunch of boys, never graced the gridirons of the Midwest, than that Iowa team in 1939. I wish that they might all be with me tonight to receive this trophy. They certainly deserve it.

I want to take this grand opportunity to thank collectively, all the sportswriters and all the sportscasters, and all those who have seen fit, have seen their way clear to cast a ballot in my favor for this trophy. And I also want to take this opportunity to thank Mr. Prince and his committee, the Heisman award committee, and all those connected with the Downtown Athletic Club for this trophy, and for the fine time that they're showing me. And not only for that, but for making this fine and worthy trophy available to the football players of this country.

Finally, if you will permit me, I'd like to make a comment which in my mind, is indicative, perhaps, of the greater significance of football, and sports emphasis in general in this country, and that is, I thank God I was warring on the gridirons of the Midwest, and not on the battlefields of Europe. I can speak confidently and positively that the players of this country, would much more, much rather struggle and fight to win the Heisman award, than the Croix de Guerre.

Thank you."



24

**Nile Kinnick**  
**Halfback**  
**Adel, Iowa**

No single player or team captured the imagination of Hawkeye fans more than Nile Kinnick and his legendary Ironmen team

of 1939. Kinnick, a stalwart on the playing field and in the classroom, was THE model Iowa football player.

As a student, Kinnick was senior class president. He was a member of Phi Beta Kappa, the national scholastic honor society.


Maintaining a 3.4 GPA while participating in two sports, Kinnick earned a degree from the College of Commerce in 1940. He enrolled in the Iowa Law College.

As a player, his achievements are unmatched in Hawkeye history. He culminated a brilliant career in 1939 by winning the Heisman, Walter Camp and Maxwell Trophies as the nation's top player.

He made virtually every All America team and was the Big Ten MVP. Nile is a member of Iowa's all time football team and was named its Most Outstanding Player.

Kinnick was the spirit of Coach Eddie Anderson's Ironmen unit of '39. The Hawkeyes' 6 1 1 mark included a 7 6 upset of Notre Dame when Kinnick scored every point. He also punted 16 times for 731 yards, both Iowa records, versus the Fighting Irish.

Kinnick died in the Caribbean sea in a crash of his fighter plane while on a training flight June 2, 1943, as an ensign in the United States Navy.



62

**Cal Jones**  
**Lineman**  
**Steubenville, Ohio**

Jersey No. 62 was never worn more proudly than the three seasons Cal Jones donned it at Iowa.

One of the most intimidating linemen to wear the old gold and black, Jones was a three time first team all Big Ten guard. He made 22 All America teams during his career, including a record 15 in 1954.

As team captain in 1955, Jones earned the prestigious Outland Trophy, given to the nation's top interior lineman. He was a consensus All American twice, one of only two at Iowa. Cal is an elected member of the National Football Foundation and Helms Athletic Foundation Halls of Fame.

Jones was inducted into the inaugural class of Iowa Varsity Club Hall of Fame. He was also chosen to the Iowa all time football team in 1989.

A physical education major at Iowa, Jones earned a 3.0 grade point average. He earned praise from Coach Forest Evashevski, who called him "the greatest lineman I ever coached."

The two way guard was part of the "Steubenville Trio" (along with Frank Gilliam and Eddie Vincent) to come to Iowa from Steubenville, Ohio in the mid 1950s.

Jones died as a result of a plane crash in Canada on Dec. 9, 1956.

Throughout the years, a number of Iowa football players have been honored by winning national awards for their outstanding play on the football field.

Under Kirk Ferentz, nine Hawkeyes have combined to win 10 individual national awards, recognizing those players as the best at their position. In addition, Iowa's offensive line was recognized with the 2016 Joe Moore Award, an annual award presented to the best offensive line in college football.

Junior kicker Keith Duncan was one of three finalists for the Lou Groza Award in 2019. Duncan earned consensus first-team All-America honors after leading the nation with 29 field goals. Duncan was also named the Bakken-Andersen Kicker of the Year in the Big Ten Conference, while junior offensive lineman Tristan Wirfs was named the Rimington-Pace Offensive Lineman of the Year.

Tight end T.J. Hockenson earned the John Mackey Awards in 2018, named in honor of John Mackey and symbolic of the best tight end in the nation. He was also awarded the Ozzie Newsome Award, presented by the Touchdown Club of Columbus, and was named Kwalick-Clark Big Ten Tight End of the Year.

Linebacker Josey Jewell earned the Lott IMPACT Trophy in 2017, named in honor of Ronnie Lott. Desmond King earned the Jim Thorpe Award in 2015 as the best defensive back in the nation, while Josh Jackson was one of three finalists for the Thorpe Award in 2017.

Both Jewell and Jackson earned unanimous consensus All-America honors in 2017. Jackson tied Iowa's single-season record with eight interceptions, while Jewell ranks fourth in career tackles (436). Jewell was named Nagurski-Woodson Big Ten Defensive Player of the Year and the Butkus-Fitzgerald Linebacker of the Year, while Jackson earned the Big Ten's Tatum-Woodson Defensive Back of the Year award.

King earned unanimous consensus All-America honors as a junior and was named the Tatum-Woodson Big Ten Defensive Back of the Year in addition to winning the Thorpe Award. King also won the Jack Tatum Award, presented by the Touchdown Club of Columbus. King repeated as a first team All-American in 2016 and was a semifinalist for the Thorpe Award, the Bednarik Award and the Lott IMPACT Trophy.

In 2014, senior offensive left tackle Brandon Scherff was the recipient of the Outland Trophy, emblematic of the best offensive lineman in the nation. Scherff is the fourth Iowa football player to earn the award, and the second under coach Kirk Ferentz. The native of Denison, Iowa, also earned unanimous consensus All-America recognition and was named the Rimington-Pace Offensive Lineman of the Year in the Big Ten Conference.

Jewell was one of five finalists for the Butkus Award in 2016 as a junior, after leading the team in tackles for the second straight season. Senior center Austin Blythe was one of three finalists for the 2015 Rimington Award, presented annually to the top center in the nation.

In 2013, senior Linebacker James Morris gathered several honors for his play on the field and his performance in the classroom. On the field, Morris was second team All-Big Ten and fourth team All-America (Phil Steele). He was a finalist for the Lott IMPACT Trophy and the Wuerffel Trophy.

In the classroom, he was a Capital One first-team Academic All-American. He was named a National Football Foundation National Scholar-Athlete, earning an \$18,000 post-graduate scholarship. Morris also earned an NCAA Post-Graduate Scholarship and earned the Big Ten Conference Sportsmanship Award.

Following the 2010 season, several Hawkeyes were candidates for national awards. DE Adrian Clayborn, who earned consensus All-America recognition, was a finalist for the Lombardi Award and the Ted Hendricks Award. QB Ricky Stanzi was a finalist for the Johnny Unitas Golden Arm Award and the Premier Player of College Football Award, while P Ryan Donahue was one of three finalists for the Ray Guy Award.

While posting an 11-2 overall record in 2009 and earning a victory in the FedEx Orange Bowl, the Hawkeyes gathered several postseason awards and honors. Bryan Bulaga was named the Offensive Lineman of the Year in the Big Ten and Clayborn was named national Defensive Performer of the Year by the College Football Performance Awards. Bulaga and Clayborn joined five teammates in earning first-team All-Big Ten honors.

In 2008, running back Shonn Greene earned consensus all-America honors and was named the recipient of the Doak Walker Award, which goes annually to the top running back in the nation. Greene established an Iowa single season rushing record and was the only running back in the nation to gain over 100 yards in every game. Greene was also named the Offensive Player of the Year in the Big Ten Conference. He placed sixth in the voting for the Heisman Trophy.

While Greene led the Iowa offense in 2008, tackle Mitch King was the leader of another standout Hawkeye defensive unit. King was named as the 2008 Big Ten Conference Defensive Lineman of the Year.

Offensive tackle Robert Gallery in 2003 was the recipient of the Outland Trophy. Gallery was named the Big Ten Lineman of the Year and was named a consensus all-American. He was Iowa's third Outland Trophy recipient and was the second player selected in the 2004 NFL Draft.

PK Nate Kaeding earned the Lou Groza Award as the top kicker in the nation in 2002. He also earned consensus all-America honors as a senior in 2003 and was one of three finalists for the Groza Award. Kaeding earned all-Pro recognition during his professional career and enjoyed a nine-year NFL career.

Also in 2002, Dallas Clark earned the John Mackey Award as the top tight end in the nation and QB Brad Banks was recognized with the Davey O'Brien Award as the top signal caller in the nation. Clark was named to the NFL's all-Pro team in 2009 as well.

Following the 2007 season, linebacker Mike Klinkenborg was named a National Football Foundation Scholar-Athlete, earning an \$18,000 post-graduate scholarship. A two-time first team academic all-American, Klinkenborg was also a finalist for the Draddy Award.

Along with having three players earn Player of the Year awards for their positions (QB Brad Banks, TE Dallas Clark and PK Nate Kaeding) in 2002, Iowa had a total of 11 players earn first-team All-Big Ten honors. In addition to earning the Davey O'Brien Award as the top quarterback, Banks was named Associated Press National Player of the Year, placed second in the Heisman Trophy voting and was named the Most Valuable Player and Offensive Player of the Year in the Big Ten Conference. Banks was also a finalist for the Maxwell Award and the Walter Camp Football Foundation Player of the Year.

Center Bruce Nelson in 2002 was a finalist for the Rimington Award, which goes to the top center in the nation, while Clark and OL Eric Steinbach earned consensus all-America honors. The 2002 and 2003 seasons marked just the third and fourth seasons in which Iowa has had more than one consensus selection. Steinbach, in 2002, preceded Gallery as the Big Ten Lineman of the Year.

In addition to the player honors, Ferentz has earned national recognition as well. In 2015, Ferentz was named the Eddie Robinson and Woody Hayes national Coach of the Year, while also earning the Bobby Dodd Trophy. Ferentz was both the Dave McClain and Hayes-Schembechler Big Ten Coach of the Year. The conference honor is the fourth for Ferentz in his career (2002, 2004, 2009).

Ferentz was also named national Coach of The Year by the Walter Camp Football Foundation and the Associated Press in 2002. The American Football Coaches Association (AFCA) selected Ron Aiken as the 2002 national Assistant Coach of the Year. Norm Parker, Iowa's defensive coordinator, was a finalist for the Broyles Award, which recognizes the nation's top Division I assistant coach, in both 2004 and 2005.



## **Outland Trophy**

The Outland Trophy, selected by the Football Writers Association of America, honors the outstanding interior lineman each season. Only two programs in the nation have more Outland Trophy recipients than the Iowa Hawkeyes.

Cal Jones, 1955  
 Alex Karras, 1957  
 Robert Gallery, 2003  
 Mike Devlin, Semifinalist, 1992  
 Brandon Scherff, 2014  
 Tristan Wirfs, Semifinalist, 2019

## **Maxwell Award**

Selected by the Maxwell Football Club of Philadelphia, this award is presented each season to the nation's outstanding college football player.

Nile Kinnick, 1939  
 Chuck Long, 1985  
 Brad Banks, Finalist, 2002  
 Shonn Greene, Semifinalist, 2008  
 Ricky Stanzi, Semifinalist, 2010

## **Davey O'Brien Award**

Presented by the Davey O'Brien Educational and Charitable Trust of Fort Worth, Texas, this award honors the No. 1 quarterback in the nation each season.

Chuck Long, 1985  
 Brad Banks, 2002  
 Ricky Stanzi, Semifinalist, 2009  
 Ricky Stanzi, Semifinalist, 2010

## **Associated Press National Player of the Year**

Presented by the Associated Press, this award honors the college football Player of the Year, as selected by a panel of sportswriters throughout the nation.

Brad Banks, 2002

## **Lou Groza Award**

The Lou Groza Collegiate Place-Kicker Award goes each year to the top kicker in the nation. The award is presented by the Palm Beach County Sports Commission and is determined by a national voting panel of approximately 300 sportswriters, sportscasters, college conference officials, Division I-A head football coaches, professional football kickers and previous finalists. Along with winning the award in 2002, Nate Kaeding was one of three finalists for the 2003 award.

Nate Kaeding, 2002  
 Nate Kaeding, One of three finalists, 2003  
 Kyle Schlicher, Semifinalist, 2005  
 Mike Meyer, Semifinalist, 2011  
 Mike Meyer, Semifinalist, 2012  
 Keith Duncan, One of three finalists, 2019

## **John Mackey Award**

Presented by the Nassau County Sports Commission, the John Mackey Award goes each year to the best tight end in the nation. The winner must demonstrate outstanding athletic abilities, be in good academic standing and exhibit positive sportsmanship qualities.

Dallas Clark, 2002  
 Tony Moeaki, Semifinalist, 2009  
 Allen Reisner, Semifinalist, 2010  
 T.J. Hockenson, 2018  
 Noah Fant, Semifinalist, 2018

## **Walter Camp Player of the Year**

Randy Duncan, National "Back of the Year", 1958  
 Brad Banks, Finalist, 2002  
 Desmond King, Finalist, 2015

## **Defensive Performer of the Year**

This national award is presented by the College Football Performance Awards and is based on weekly defensive performance.

Adrian Clayborn, 2009

## **Bronko Nagurski Trophy**

Pat Angerer, Finalist, 2009  
 Josey Jewell, Finalist, 2017

## **Rimington Award**

Bruce Nelson, Finalist, 2002  
 Austin Blythe, Finalist, 2015

## **Butkus Award**

Larry Station, Second, 1985  
 Chad Greenway, Semifinalist, 2005  
 Josey Jewell, Finalist, 2016  
 Josey Jewell, Semifinalist, 2017

## **Ted Hendricks Award**

Adrian Clayborn, Finalist, 2010  
 A.J. Epenesa, Finalist, 2019

## **Doak Walker Award**

Albert Young, Semifinalist, 2005  
 Shonn Greene, 2008

## **Rotary Lombardi Award**

Jeff Drost, Semifinalist, 1986  
 Mike Devlin, Semifinalist, 1992  
 Jared DeVries, Semifinalist, 1998  
 Robert Gallery, Semifinalist, 2003  
 Adrian Clayborn, Finalist, 2010  
 Brandon Scherff, Semifinalist, 2014

## **Chuck Bednarik Defensive Player of the Year**

Chad Greenway, Semifinalist, 2005  
 Pat Angerer, Semifinalist, 2009  
 Adrian Clayborn, Semifinalist, 2010  
 Desmond King, Semifinalist, 2016  
 Joshua Jackson, Semifinalist, 2017  
 Josey Jewell, Semifinalist, 2017



**Lott IMPACT Trophy**

Chad Greenway, Quarterfinalist, 2005  
 Abdul Hodge, Quarterfinalist, 2005  
 James Morris, Finalist, 2013  
 Desmond King, Semifinalist, 2016  
 Josey Jewell, 2017  
 A.J. Epenesa, Quarterfinalist, 2019

**Jim Thorpe Award**

Merton Hanks, Semifinalist, 1990  
 Bob Sanders, Quarterfinalist, 2003  
 Tyler Sash, Semifinalist, 2009  
 Tyler Sash, Semifinalist, 2010  
 Desmond King, 2015  
 Desmond King, Semifinalist, 2016  
 Joshua Jackson, Finalist, 2017

**Ray Guy Award**

Ryan Donahue, Semifinalist, 2009  
 Ryan Donahue, Finalist, 2010

**Mosi Tatupu Special Teams Player of the Year**

Kahlil Hill, 2001

**Polynesian College Player of the Year Award**

A.J. Epenesa, One of five finalists, 2018  
 A.J. Epenesa, One of five finalists, 2019

**Wuerffel Trophy**

James Morris, Finalist, 2013

**Burlsworth Trophy**

Mark Weisman, Finalist, 2014

**Johnny Unitas Golden Arm Award**

Ricky Stanzi, Finalist, 2010  
 Nate Stanley, Finalist, 2019

**Jack Lambert Award (Touchdown Club of Columbus)**

Josey Jewell, 2017

**Ozzie Newsome Award (Touchdown Club of Columbus)**

T.J. Hockenson, 2018

**Jack Tatum Award (Touchdown Club of Columbus)**

Desmond King, 2015  
 Joshua Jackson, 2017

**Joe Moore Award (Most Outstanding Offensive Line)**

Iowa Hawkeyes, 2016

**Silver Football Award as**
**Most Valuable Player in the Big Ten**

Willis Glassgow (HB, 1929)  
 Joe Laws (QB, 1933)  
 Nile Kinnick (HB, 1939)  
 Bill Reichardt (FB, 1951)  
 Ken Ploen (QB, 1956)  
 Randy Duncan (QB, 1958)  
 Chuck Long (QB, 1985)  
 Nick Bell (RB, 1990)  
 Brad Banks (QB, 2002)  
 Shonn Greene (RB, 2008)

**Big Ten Athlete of the Year**

Chuck Long, 1986

**Big Ten Defensive Player of the Year**

Leroy Smith (DE, 1991)

**Big Ten Offensive Player of the Year**

Chuck Long (QB, 1985)  
 Nick Bell (RB, 1990)  
 Matt Rodgers (QB, 1990)  
 Tavian Banks (RB, 1997)  
 Brad Banks (QB, 2002)  
 Shonn Greene (RB, 2008)

**Big Ten Defensive Lineman of the Year**

Paul Hufford, 1984  
 Dave Haight, 1987  
 Leroy Smith, 1991  
 Jared DeVries, 1997  
 Mitch King, 2008

**Big Ten Offensive Lineman of the Year**

Mike Haight, 1985  
 Dave Croston, 1986  
 Mike Devlin, 1992  
 Eric Steinbach, 2002  
 Robert Gallery, 2003  
 Bryan Bulaga, 2009

**Butkus-Fitzgerald Linebacker of the Year**

Josey Jewell, 2017

**Kwalick-Clark Big Ten Tight End of the Year**

T.J. Hockenson, 2018

**Nagurski-Woodson Big Ten  
Defensive Player of the Year**

Josey Jewell, 2017

**Richter-Howard Big Ten Receiver of the Year**

Marvin McNutt, Jr., 2011

**Rimington-Pace Offensive Lineman of the Year**

Brandon Scherff, 2014  
 Tristan Wirfs, 2019

**Rodgers-Dwight Big Ten  
Return Specialist of the Year**

Ihmir Smith-Marsette, 2018

**Bakken-Andersen Big Ten Kicker of the Year**

Keith Duncan, 2019

**Tatum-Woodson Big Ten Defensive Back of the Year**

Micah Hyde, 2012  
 Desmond King, 2015  
 Joshua Jackson, 2017  
 Amani Hooker, 2018

## **Big Ten Conference Coach of the Year**

(named by coaches, 1982-91)

Hayden Fry, 1990

Hayden Fry, 1991

## **Hayes-Schembechler Big Ten Conference Coach of the Year**

Kirk Ferentz, 2015

## **Dave McClain Big Ten Coach of the Year**

(named by media since 1972)

Hayden Fry, 1981

Hayden Fry, 1990

Kirk Ferentz, 2002

Kirk Ferentz, 2004

Kirk Ferentz, 2009

Kirk Ferentz, 2015

## **AFCA Coach of the Year**

Dr. Eddie Anderson, 1939

Kirk Ferentz, Region Three, 2002

Kirk Ferentz, Region Three, 2009

Kirk Ferentz, Region Three, 2015

## **Walter Camp Coach of the Year**

Kirk Ferentz, 2002

## **Associated Press Coach of the Year**

Kirk Ferentz, 2002

## **FWAA Eddie Robinson Coach of the Year**

Kirk Ferentz, 2002 (1 of 4 Finalists)

Kirk Ferentz, 2004 (1 of 6 Finalists)

Kirk Ferentz, 2015

## **Bobby Dodd Trophy**

Kirk Ferentz, 2015

## **Amos Alonzo Stagg Award**

Hayden Fry, 2005

## **Broyles Award**

(Assistant Coach of the Year)

Norm Parker, 2005 (one of six Finalists)

Norm Parker, 2004 (one of six Finalists)

## **AFCA Assistant Coach of the Year**

Ron Aiken, 2002

Norm Parker, 2011

## **Grantland Rice Trophy**

Presented to the National Champion, the top-ranked team in the final Grantland Rice Super 16 Poll

Iowa 1958 (Head Coach: Forest Evashevski, Record: 8-1-1)

## **National Football Foundation Scholar-Athlete**

John Hendricks, 1968

Bobby Elliott, 1975

Mike Flagg, 1987

Derek Rose, 1998

Mike Klinkenborg, 2007

James Morris, 2013

## **Draddy Award/Campbell Trophy**

John Hendricks, Finalist, 1968

Bobby Elliott, Finalist, 1975

Mike Flagg, Finalist, 1987

Derek Rose, Finalist, 1998

Mike Elgin, Semifinalist, 2006

Mike Klinkenborg, Finalist, 2007

Matt Kroul, Semifinalist, 2008

James Morris, Finalist, 2013

## **AFCA Academic Achievement Award**

This is a team award

Honorable Mention: 1998, 2000, 2001, 2004, 2006

Twenty-six University of Iowa football players have earned Consensus All-America status, an honor bestowed to any player that appears on three of the five media outlets that determine All-America teams. Two players -- OL Calvin Jones (1954, 1955) and LB Larry Station (1984, 1985) -- were honored on more than one occasion.

Of the 26 players honored, eight earned unanimous status by being recognized by each of the five media outlets used in the consensus selection process. Those players include QB Randy Duncan (1958); Station (1985); QB Chuck Long (1985); TE Dallas Clark (2002); OL Brandon Scherff (2014); DB Desmond King (2015); DB Josh Jackson (2017); and LB Josey Jewell (2017).

The media outlets used in determining consensus status include: American Football Coaches Association (AFCA); Associated Press; Football Writers Association of America (FWAA); Sporting News; and the Walter Camp Foundation.


**LESTER BELDING**

**End - 1919**  
**Mason City, Iowa**

The University of Iowa's first consensus All-American ... earned first-team All-American honors as a sophomore ... an Eckersall All-America pick in 1919 (third team), 1920 (second) and 1921 (third) ... first Hawkeye named to a major All-American team ... three-time first-team all-Big Ten selection ... starred in track at Iowa and captained team in 1921 ...

one of the nation's premier collegiate pass catchers of his era.


**24 - NILE KINNICK**

**Halfback - 1939**  
**Adel, Iowa**

Voted the best player in Iowa history by fan vote ... member of Iowa Lettermen's Club Hall of Fame ... won the Heisman, Maxwell and Walter Camp trophies in 1939 ... Phi Beta Kappa scholar and senior class president ... Iowa's stadium was renamed in his honor in 1972 ... Big Ten MVP for the legendary Ironmen team ... his No. 24 is one of two retired


numbers at Iowa ... member of Helms Foundation Hall of Fame.


**AUBREY DEVINE**

**Quarterback - 1921**  
**Des Moines, Iowa**

Member of Iowa Lettermen's Club Hall of Fame ... on Iowa's all-time football team ... won Big Ten Conference Medal for Excellence in athletics and academics ... inducted to National Football Foundation Hall of Fame ... three-time first-team all-Big Ten ... captain of 1921 Big Ten championship team ... led Hawkeyes in rushing, passing and scoring in


1919 and 1920 ... drop-kicked a FG to beat Notre Dame 10-7 and break the Irish' 20-game winning streak in 1921.


**62 - CAL JONES**

**Lineman - 1954 and 1955**  
**Steubenville, Ohio**

First two-time consensus All-American in Iowa history ... winner of the Outland Trophy in 1955, awarded to nation's top interior lineman ... named to 22 All-America teams in his career ... his No. 62 is one of two retired numbers at Iowa ... an OL on Iowa's all-time team ... a three-time first-team all-Big Ten pick ... named to Iowa Lettermen's Club


Hall of Fame (1989) ... member of the Helms Foundation Hall of Fame.


**GORDON LOCKE**

**Fullback - 1922**  
**Denison, Iowa**

Member of National Football, Helms Athletic Foundation and Iowa Lettermen's Club Halls of Fame ... a DB on Iowa's all-time football team ... although he played primarily FB, Locke was a Walter Camp first-team All-American QB in 1922 ... scored 72 points as senior to set a Big Ten record that stood for 12 years ... awarded Big Ten Medal of Honor


in 1923 ... team captain in 1922 ... earned law degree from Iowa.


**77 - ALEX KARRAS**

**Lineman - 1957**  
**Gary, Indiana**

Consensus All-American (making 10 teams) in 1957 ... won Outland Trophy given to the nation's top interior lineman ... twice an AP All-American, the first two-time pick in Iowa history ... two-time first-team all-Big Ten pick at tackle ... named to school's all-time football team ... member of inaugural class of the Iowa Lettermen's Club Hall of Fame ...


played on the Hawkeyes' 1956 Rose Bowl champions ... former NFL star with Detroit Lions ... named to Pro Football Hall of Fame in 2020.



**25 - RANDY DUNCAN**  
Quarterback - 1958  
Des Moines, Iowa

Unanimous All-American in 1958 ... Won Big Ten and Iowa MVP honors in 1958 when he led the Hawkeyes to the Rose Bowl ... that team won the Grantland Rice Award, symbolic of the national football championship ... second in 1958 Heisman Trophy balloting ... won Walter Camp Trophy and was college Player-of-the-Year by three organizations ...


two-time all-conference quarterback ... led the Big Ten in passing as a senior ... the No. 1 choice in the 1958 NFL Draft ... member of National Football Foundation Hall of Fame, UI Varsity Club Hall of Fame and Kinnick Stadium Ring of Honor.



**99 - ANDRE TIPPETT**  
Defensive End - 1981  
Newark, New Jersey

First consensus All-American for Coach Hayden Fry ... two-time first-team all-Big Ten ... played for Iowa's 1981 Rose Bowl squad ... a team captain in 1981 ... a DE on Iowa's all-time football team ... holds Iowa record for tackles for lost yardage in a season (20 tackles for 153 yards in 1980) ... led Big Ten in tackles for loss (20) as a junior ... enjoyed


lengthy NFL career at New England, where he was a five-time all-Pro selection.



**7 - REGGIE ROBY**  
Punter - 1981  
Waterloo, Iowa

Consensus All-American punter as a junior in 1981 ... first-team All-American honors in 1982 ... broke a 32-year-old NCAA record for punting average in a season (49.8 in 1981) ... also established national career average record ... nation's leading punter twice in career ... two-time first-team all-Big Ten ...


punted for nearly four-and-a-half miles as a collegian ... an NFL veteran with Miami, Washington and Tampa Bay ... earned all-Pro mention.



**36 - LARRY STATION**  
Linebacker - 1984 & 1985  
Omaha, Nebraska

One of just two Hawkeyes to gain consensus All-American honors twice ... unanimous All-American in 1985 ... academic All-American ... only player in Iowa history to lead squad in tackles four times ... set school career tackle record (492) ... started his last 42 games ... finalist for Lombardi and Butkus awards in 1985 ... three-time first team all-Big Ten pick


... earned All-America mention all four years at Iowa ... LB on Iowa's all-time team ... drafted by Pittsburgh Steelers.



**16 - CHUCK LONG**  
Quarterback - 1985  
Wheaton, Illinois

Runner-up for Heisman Trophy in closest race in the award's history ... unanimous All-American ... won Maxwell Trophy, given to nation's top college player ... first QB in NCAA history to pass for more than 10,000 career yards ... previously held NCAA record for consecutive completions (22 vs. Indiana, 1984) ... three-time all-Big Ten first team ...

Big Ten MVP as senior ... threw bowl game-record six TD passes vs. Texas in Freedom Bowl ... first-round NFL Draft selection by Detroit.




**84 - MARV COOK**  
Tight End - 1988  
West Branch, Iowa

A 1988 consensus All-America pick at TE ... named to Iowa's all-time team ... Hawkeyes' all-time leading receiver among TEs (126 catches) ... two-time Iowa MVP ... twice first team all-Big Ten ... academic all-conference as junior ... his 28-yard TD reception with six seconds left keyed Iowa's first win at Ohio State (in 1987) since 1959 ... Big Ten leader

in receptions (1988) ... drafted by New England Patriots and was a two-time all-Pro selection.





**8 - LEROY SMITH**  
Defensive End - 1991  
Sicklerville, New Jersey


Consensus All-American at defensive end for Iowa's 10-1-1 team in 1991 . . . first-team all-Big Ten and voted league Defensive Player of the Year by Big Ten coaches . . . set Big Ten record with 18 QB sacks as a senior, breaking 14-year old record . . . holds Iowa records for QB sacks in a season (18) and sacks in a game (had five in 16-9 win at Ohio State) . . . third

defensive player to earn consensus honors under Hayden Fry at Iowa.



**44 - DALLAS CLARK**  
Tight End - 2002  
Livermore, Iowa


Unanimous All-American after being named first-team All-America by the Football Writers Association of America, American Football Coaches Association, Walter Camp, Associated Press, The Sporting News, ESPN and CNN-SI . . . won the John Mackey Award as the nation's best tight end . . . first-team all-Big Ten by league coaches and Big Ten media . . . finished career in 17th place on career receiving list with 1,281 yards on 81 receptions in just two seasons at tight end . . . came to Iowa as a walk-on linebacker and was drafted in first round of the 2003 NFL Draft by Indianapolis following his junior season.



**6 - TIM DWIGHT**  
Wide Receiver/Return Specialist - 1997  
Iowa City, Iowa


Consensus All-American as return specialist who finished seventh in Heisman Trophy voting . . . led the nation in punt return average (16.7) . . . set Iowa and Big Ten record for career punt return yardage with 1,102 yards . . . also holds Big Ten record for career punt return TDs (five) and tied league mark with three punt return TDs in 1997 . . . ranks second

at Iowa in career receiving yards (2,271) and sixth in receptions (139) . . . second special teams consensus pick under Hayden Fry and first-ever consensus selection at Iowa from Iowa City.



**56 - ERIC STEINBACH**  
Offensive Guard - 2002  
Lockport, Illinois

Consensus All-American after being named first-team All-America by the American Football Coaches Association, Walter Camp Foundation, Associated Press, The Sporting News and ESPN . . . honored as the 2002 Big Ten Offensive Lineman of the Year . . . first-team all-Big Ten by league coaches and Big Ten media in 2002 and first-team all-Big Ten by coaches in 2001 . . . named co-Most Valuable Player on offense . . . started all 13 games in 2002 at left guard for a Hawkeye line that yielded only 12 sacks, a Big Ten best . . . as junior and senior was part of Iowa offense that led the Big Ten in scoring in consecutive seasons . . . first player selected in the second round of the NFL Draft when he was taken by the Cincinnati Bengals.



**94 - JARED DEVRIES**  
Defensive Tackle - 1998  
Aplington, Iowa

Consensus All-American after being named first-team All-American by the American Football Coaches Association, Walter Camp and The Sporting News . . . voted as co-Most Valuable Player and was selected first team all-Big Ten by both Big Ten coaches and Big Ten media . . . holds Iowa records for tackles for loss in a season (22) and career (78) and

career QB sacks (42) . . . a four-year starter, he recorded 260 career tackles . . . was Big Ten Defensive Lineman of the Year in 1997 and earned MVP honors in the 1995 Sun Bowl and 1996 Alamo Bowl.



**78 - ROBERT GALLERY**  
Offensive Tackle - 2003  
Masonville, Iowa

Consensus All-American after being named first-team All-America by American Football Coaches Association, Walter Camp Foundation, Football Writers Association of America, Associated Press, The Sporting News and ESPN . . . earned Outland Trophy, which signifies nation's best interior lineman . . . Big Ten Conference Offensive Lineman of the Year . . . earned first-team All-Big Ten honors and was academic all-Big Ten for third straight year . . . earned co-Most Valuable Player honors and was permanent team captain on offense . . . recipient of Hayden Fry "Extra Heartbeat" award after leading Iowa to share of 2002 Big Ten title and January bowl games following the 2002 and 2003 seasons.



**95 - NATE KAEDING**

**Place-kicker - 2003**  
**Coralville, Iowa**

Consensus All-American after being named first-team all-America by American Football Coaches Association, the Associated Press, College Football News and ESPN . . . one of three finalists for Lou Groza Award in 2003 after winning the award as the top kicker in the nation in 2002 . . . first-team all-Big Ten . . . earned academic all-Big Ten honors

for third straight season and was District VII academic all-American . . . selected as permanent team captain for special teams and was special teams co-Player of the Year . . . recipient of Hayden Fry "Extra Heartbeat" award after leading Iowa to share of 2002 Big Ten title and January bowl games following the 2002 and 2003 seasons.



**23 - SHONN GREENE**

**Running Back - 2008**  
**Sicklerville, New Jersey**

Consensus all-American after being named first-team All-America by American Football Coaches Association, Football Writers Association of America, espn.com, Walter Camp Foundation, Associated Press and The Sporting News. . . won the Doak Walker Award, which is given annually to the nation's top collegiate running back. . . received the

Chicago Tribune's Silver Football Award, emblematic of the Big Ten Conference's Most Valuable Player. . . became Iowa's first consensus All-America running back since Nile Kinnick in 1939. . . became the first Iowa running back to rush for over 100 yards in all 13 games in a single-season. . . Greene was the only running back in the nation to eclipse 100 yards rushing in every game in 2008. . . finished the season ranked second nationally in rushing yardage.



**94 - ADRIAN CLAYBORN**

**Defensive End - 2010**  
**St. Louis, Missouri**

Consensus All-American after being named first team All-America by American Football Coaches Association and Walter Camp . . . named third team All-American by the Associated Press and Phil Steele's College Football . . . was finalist for Rotary Lombardi Award and Ted Hendricks Award and a semifinalist for the Chuck Bednarik Award . . . earned first

team all-Big Ten honors for second year . . . named a Permanent Team Captain and winner of Hayden Fry "Extra Heartbeat" Award . . . three-year starter at defensive end, helping Iowa post three-year record of 28-11, including three straight bowl victories for first time in school history . . . first round NFL Draft selection (20th selection overall) by Tampa Bay Buccaneers.




**68 - BRANDON SCHERFF**

**Offensive Tackle - 2014**  
**Denison, Iowa**

Unanimous Consensus All-American after being named first-team All-America by American Football Coaches Association (AFCA), Football Writers Association of America (FWAA), Associated Press, Walter Camp Foundation, and Sporting News . . . also first team All-America by SI.com, USA Today, Phil Steele, CBSSports.com, Scout.com, and Col-

lege Sports Madness . . . became fourth player in Iowa history to earn the Outland Trophy as the best offensive lineman in the nation . . . semifinalist for Rotary Lombardi Award . . . named Rimington-Pace Offensive Lineman of the Year in the Big Ten Conference . . . earned first-team All-Big Ten honors for second straight season . . . Most Valuable Player and Permanent Team Captain, and Coaches Appreciation Award, offense . . . Hayden Fry "Extra Heartbeat" Award and Iron Hawk Award . . . started all 26 games over his final two seasons at left tackle . . . had 36 career starts while playing both tackle and guard . . . first round NFL Draft selection (fifth selection overall) by the Washington Redskins.



**14 - DESMOND KING**

**Defensive Back - 2015**  
**Detroit, Michigan**

Unanimous All-American after being named first team All-America by American Football Coaches Association (AFCA), Football Writers Association of America (FWAA), Associated Press, Walter Camp Foundation, and Sporting News . . . was also first-team All-America by ESPN.com, SI.com, USA Today, Athlon Sports, Phil Steele, CBSSports.com, Scout-

com, and College Sports Madness . . . became first player in Iowa history to earn the Jim Thorpe Award as the best defensive back in the nation . . . earned Jack Tatum Award as best defensive back in the nation from Touchdown Club of Columbus . . . named Tatum-Woodson Big Ten Conference Defensive Back of the Year . . . earned first-team All-Big Ten honors . . . one of five finalists for Walter Camp Player of the Year . . . started 37 games in three seasons and stayed in school for senior season in 2016 . . . sixth Hawkeye to earn consensus All-America honors as a junior (Calvin Jones, Reggie Roby, Larry Station, Dallas Clark, Shonn Greene) . . . tied school record and ranked second nationally with eight pass interceptions . . . earned second team All-America honors from as many as five media outlets as a senior in 2017.



**15 - JOSH JACKSON**  
Defensive Back - 2017  
Corinth, Texas

Unanimous Consensus All-American after being named first-team All-America by American Football Coaches Association (AFCA), Football Writers Association of America (FWAA), Associated Press, Walter Camp Foundation, and Sporting News . . . also named first-team All-America by College Sports Madness, CollegeFootballNews.com, ESPN.com, SBNation.com, USA Today, and Phil Steele . . . seventh

Hawkeye to earn consensus All-America honors as a junior (Calvin Jones, Reggie Roby, Larry Station, Dallas Clark, Shonn Greene, Desmond King) tied Iowa single-season record with eight interceptions . . . led the nation in interceptions (8) and passes defended (18), ranked second in return touchdowns (2), third in return yards (168) and fourth in pass break-ups (18) . . . named the Tatum-Woodson Defensive Back of the Year in the Big Ten and earned the Jack Tatum Award presented by the Touchdown Club of Columbus . . . one of three finalists for the Jim Thorpe Award.



**43 - JOSEY JEWELL**  
Linebacker - 2017  
Decorah, Iowa

Unanimous Consensus All-American after being named first-team All-America by American Football Coaches Association (AFCA), Football Writers Association of America (FWAA), Associated Press, Walter Camp Foundation, and Sporting News . . . also named first-team All-America by College Sports Madness, CollegeFootballNews.com, ESPN.com, SBNation.com, USA Today, and Phil Steele . . . recipient

of the Lott IMPACT Trophy . . . named Nagurski-Woodson Defensive Player of the Year in the Big Ten, and the Butkus-Fitzgerald Linebacker of the Year . . . recipient of the Jack Lambert Award presented by the Touchdown Club of Columbus . . . finalist for the Bronko Nagurski Trophy . . . led the team in tackles for three straight seasons and ranks fourth in career tackles (436) . . . ranked fourth in the nation in tackles per game (11.3) as a senior . . . one of three Hawkeyes ever to record more than 115 tackles in three different seasons . . . three-year permanent team captain.




**3 - KEITH DUNCAN**  
Kicker, 2019  
Weddington, North Carolina

Consensus All-America after being named first-team All-America by the Football Writers Association of America (FWAA), The Associated Press, and Sporting News. Duncan was also named second-team All-America by the Walter Camp Foundation, and the American Football Coaches Association (AFCA). Those five media

outlets are used to determine consensus All-America honors . . . one of three finalists for the Lou Groza Award . . . set Big Ten and Iowa single-season records with 29 made field goals, sixth-best all-time in the NCAA . . . 34 field goal attempts on the season set a school record . . . Big Ten Special Teams Player of the Week for his efforts in wins over Iowa State, Illinois, and Nebraska . . . booted game-winning 48-yard field goal with one second to play at Nebraska . . . connected on four field goals in wins over Illinois and Iowa State . . . named Bakken-Andersen Big Ten Kicker of the Year while earning first-team All-Big Ten honors . . . made all 32 PAT attempts, scoring 119 points, a total that ranks third all-time for a single season at Iowa.



Iowa football is well represented in the Pro Football Hall of Fame, with five former Hawkeyes being inducted into the Hall of Fame in Canton, Ohio.



### Alex Karras


*Detroit Lions, 1958-62, 1964-70.  
Inducted, Centennial Class, 2020*

Alex Karras (6-2, 248-pounds) was a defensive tackle from Gary, Indiana. He was drafted in the first round (10th selection overall) of the 1958 draft by the Detroit Lions. He was voted college football's outstanding lineman in 1957 and placed second in the voting for the Heisman Trophy. He was also a collegiate heavyweight wrestling champion.

A true team leader for the Lions, Karras led a Detroit defense that finished second in points allowed in the NFL three times. His career was capped with his lone playoff appearance in 1970. His durability was evidenced by his starting string of 153 consecutive games, missing just one game during his 12-year career.

A member of the NFL's All-Decade Team of the 1960's, Karras was selected first-team All-Pro four times (1960-62, 1965), second-team All-Pro eight times, and voted to four Pro Bowls. Karras played in 161 games during his 12-season career (1958-1962, 1964-70). His career totals include four interceptions, 17 fumble recoveries and one safety.

Karras was born July 15, 1935 in Gary, Indiana. He passed away on Oct. 10, 2012, at the age of 77.



### Paul Krause

*Washington Redskins & Minnesota Vikings, 1964-79.  
Inducted, 1998*

Paul Krause, a 6-3, 200-pound free safety, became the leading pass interceptor of all time with 81 steals during a 16-season career with the Washington Redskins and Minnesota Vikings from 1964 to 1979.

A two-way star at Iowa, he was the second-round draft pick of the Redskins in 1964. He was traded to Minnesota after four seasons and went on to excel with the Vikings for 12 more seasons before retiring


after the 1979 campaign.

Krause led the NFL in interceptions in 1964 with 12 and was named to the All-NFL first team. He was named to his first of eight Pro Bowls and was second in voting for NFL Rookie of the Year. Named All-NFL four different times, Krause was also selected All-Eastern Conference twice, and All-NFC five times.

Krause was the starting free safety in Super Bowls IV, VIII, IX, and XI, in the 1969 NFL championship game and NFC title games in 1973, 1974, 1976 and 1977. He intercepted one pass in Super Bowl IV and recovered a fumble in Super Bowl IX.

Krause recorded three interceptions in his final campaign in 1979 to surpass former Hawkeye Emlen Tunnell, who had 79 steals, for the all-time record. The durable Krause missed only two games in 16 seasons because of injuries.

Krause was born February 19, 1942, in Flint, Michigan.



### Fred "Duke" Slater

*Milwaukee Badgers, Rock Island Independents,  
Chicago Cardinals, 1922-31.  
Inducted, Centennial Class, 2020*


Duke Slater (6-1, 215-pounds) was a three-time All-Big Ten selection who earned All-American honors. Slater helped Iowa to a perfect 7-0 record in 1921, including a 10-7 victory over Knute Rockne's Notre Dame team, ending a 20-game Irish winning streak. Slater turned pro in 1922, joining the Milwaukee Badgers. After just two games, he signed with the Rock Island Independents, where he played from 1922-25. Slater completed his career with the Chicago Cardinals (1926-31).

Slater starred as a two-way tackle for 10 seasons and was the longest tenured African American player during that era. Slater played the full 60 minutes during the historic Thanksgiving Day game in 1929 when Ernie Nevers scored a single-game record 40 points, an NFL record that still stands.

Racial bias presumably kept Slater from being named to the official NFL All-Decade Team of the 1920's. However, he was recognized as an All-Decade player of the 1920's in the book "The Pro Football Chronicle." In total, Slater was named All-BNFL four times (1923, 1925, 1926, 1929), and second-team, All-NFL by various outlets in seven of his 10 pro seasons (1923-27, 1929-30).

Slater graduated from law school and passed the bar in 1928 while still playing in the NFL. He started a practice in Chicago and became an assistant district attorney and assistant Illinois commerce commissioner. Slater was elected Chicago's second black judge in 1948, and in 1960 became the first black judge to serve on the Superior Court of Chicago.

Slater was born December 8, 1898, in Normal, Illinois, and died August 14, 1966 at the age of 67.



### Andre Tippett

*New England Patriots, 1982-93. Inducted, 2008*


Andre Tippett (6-3, 240-pounds) was selected in the second round of the 1982 NFL Draft by the New England Patriots. Following the strike shortened 1982 season, Tippett led the Patriots with 8.5 sacks in 1983. He set a team record for sacks with 18.5 the following season, earning the first of five consecutive invitations to the Pro Bowl (1985-89).

Tippett led the ACF in sacks (16.5) to rank second in the NFL in 1985, recorded three forced fumbles, and three recovered fumbles, one of which he returned 25 yards for a touchdown. In four postseason games he recorded 21 tackles and one sack. His play earned him All-Pro, Pro-Bowl and AFC Defensive Player of the Year honors.

Tippett was off to another great start in 1986 before a knee injury in the ninth game of the season required surgery. He returned to the line-up for the final two regular season games and the team's one playoff appearance. Despite missing five games, Tippett earned All-AFC and All-Pro second-team honors, while being named to a third consecutive Pro Bowl.

Tippett registered 12.5 sacks in 1987 to again lead the AFC and rank second in the NFL. He remained a dominant player for the Patriots through his final season in 1993. At the time of his retirement Tippett held Patriot team records for season sacks (18.5) career sacks (100) and career fumble recoveries (17). A five-time All-AFC selection, Tippett was named to the NFL's All-Decade Team of the 1980's.

Tippett was born December 27, 1959, in Birmingham, Alabama.



### Emlen Tunnell

*New York Giants and Green Bay Packers, 1948-61.  
Inducted, 1967*

Emlen Tunnell (6-1, 187-pounds) entered pro football as a free agent with the New York Giants in 1948, after a college career at Toledo and the University of Iowa (1946-47), and spending time in the Coast Guard. Tunnell was a standout safety and excelled on punt and kickoff returns.

Tunnell was the first African American to play for the Giants, and was the first African American to be elected to the Pro Football Hall of Fame.

Tunnell began his college career at Toledo, where he suffered a broken neck which was severe enough that both the Army and Navy rejected his enlistment efforts during World War II. The Coast Guard finally accepted Tunnell for duty. Following his Coast Guard service, he returned to college football at Iowa for two seasons. Tunnell left Iowa prior to his final season, and thus was not drafted in 1948.

Tunnell intercepted a then-record 79 passes in his 14 seasons with the Giants (11 seasons) and Green Bay Packers (three seasons). He totaled 1,282 yards and four touchdowns on interception returns, 2,217 yards and five touchdowns on punt returns, and 1,215 yards and one touchdown on kickoff returns. He was named All-NFL in six seasons and played in nine Pro Bowls, while being named the NFL's all-time safety in 1969.

Tunnell was born March 29, 1925, in Bryn Mawr, Pennsylvania. He passed away July 22, 1975, at the age of 50.



**NATIONAL FOOTBALL FOUNDATION COLLEGE FOOTBALL HALL OF FAME**

Iowa football is well represented in college football Halls of Fame, including the National Football Foundation, the Helms Athletic Foundation and the College Football Hall of Fame.


Seven men have been named to the Halls of both foundations: Howard Jones, coach; Nile Kinnick, player; Gordon Locke, player; Fred (Duke) Slater, player; Dr. Edward Anderson, coach; Edward (Slip) Madigan, coach; Calvin Jones, player.

Four men have been named to the Hall of the Helms Foundation: Calvin Jones, player; Ossie Solem, coach; Emlen Tunnell, professional player; Eric Wilson, publicist.

Aubrey Devine, Randy Duncan, Alex Karras, Chuck Long and Larry Station have been named to the National Football Foundation Hall as players, while Earl Banks was inducted on the merits of his long-time coaching tenure at Morgan State. Former Iowa Coach Forest Evashevski was honored into the Hall of Fame in December of 2000 in New York City. Hayden Fry (2003) is the latest Iowa coach to be inducted.

Evashevski coached Iowa from 1952-60, compiling a 42-27-4 record. The Hawkeyes finished in the top five nationally in 1956, 1957, 1958 and 1960 under Evashevski, who later served as Iowa's Athletic Director.


Fry was inducted as a member of the 2003 Hall of Fame class at the 46th annual awards dinner on Dec. 9, 2003, at the Waldorf Astoria in New York City. Fry was officially enshrined at the Hall in South Bend, Indiana, in August, 2004. The College Football Hall of Fame is located in Atlanta, Georgia. Fry was Iowa's winningest head coach at the time of his retirement (143 wins). He led the Hawkeyes to three Big Ten titles and Rose Bowl appearances and coached the Hawkeyes in 14 bowl games.




**Eddie Anderson**  
 Head Coach  
 (1939-42, 1946-49)  
 Inducted 1971



**Earl Banks**  
 as Morgan State Head Coach  
 (1960-73)  
 Inducted 1992




**Aubrey "Aub" Devine**  
 Quarterback (1919-21)  
 Inducted 1973




**Randy Duncan**  
 Quarterback (1956-58)  
 Inducted 1997




**Forest "Evy" Evashevski**  
 Head Coach (1952-60)  
 Inducted 2000




**Hayden Fry**  
 Head Coach (1979-98)  
 Inducted 2003



**Calvin Jones**  
 Guard (1953-55)  
 Inducted 1980



**Howard Jones**  
 Head Coach (1916-23)  
 Inducted 1951




**Alex Karras**  
 Tackle (1955-57)  
 Inducted 1991



**Nile Kinnick**  
 Halfback (1937-39)  
 Inducted 1951




**Gordon Locke**  
 Fullback (1920-22)  
 Inducted 1960




**Chuck Long**  
 Quarterback (1981-85)  
 Inducted 1999



**Slip Madigan**  
 Head Coach (1943-44)  
 Inducted 1974



**Duke Slater**  
 Tackle (1918-21)  
 Inducted 1951



**Larry Station**  
 Linebacker (1982-85)  
 Inducted, 2009

Inductees are selected by a vote of the National Iowa Varsity Club Hall of Fame Advisory Committee. All former Hawkeye athletes who meet the established Varsity Club Hall of Fame Criteria for their sport, and completed their eligibility at least 10 years prior to selection, are eligible for the Hall of Fame.

A coach or administrator must have retired or left the university at least five years prior to selection. A maximum of seven inductees may be selected to the Hall of Fame each year.

Listed below are each of the 53 inductees who have played football for the Hawkeyes or served as Iowa's head football coach, or assistant coach. Listed below each name are the years they coached or competed for the Iowa football program. Several of the Hall of Fame members also competed in other sports.

**Bill Brashier**

Assistant Football Coach  
1979-1995

**Forest Evashevski**

Head Football Coach  
1952-60

**John Hayden Fry**

Head Football Coach  
1978-98

**Howard Jones**

Head Football Coach  
1916-23

**Jeremy Allen**

Football, 1998-2001  
Track, 1998-2001

**Brad Banks**

Football, 2001, 2002

**Irving "Stub" Barron**

Football, 1913, 1914, 1915  
Wrestling, 1914, 1915, 1916

**Fred Becker**

Football, 1916

**Lester Belding**

Football, 1918, 1919, 1920, 1921  
Track, 1920, 1921, 1922

**Craig Clemons**

Football, 1969, 1970, 1971

**Marv Cook**

Football, 1985, 1986, 1987, 1988

**Al Couppee**

Football, 1939, 1940, 1941

**Dick Crayne**

Football, 1933, 1934, 1935  
Track, 1934

**Frank Cuhel**

Football, 1927, 1928  
Track, 1926, 1927, 1928

**Aubrey Devine**

Football, 1919, 1920, 1921  
Basketball, 1920, 1921, 1922  
Track, 1920, 1921, 1922

**Jared DeVries**

Football, 1995-98

**Jack Dittmer**

Football, 1946, 1947, 1948, 1949  
Baseball, 1947, 1948, 1949, 1950  
Basketball, 1950

**Randy Duncan**

Football, 1956, 1957, 1958

**Tim Dwight**

Football, 1994, 1995, 1996, 1997  
Track, 1996, 1997, 1998, 1999

**Mick Enich**

Football, 1938, 1939, 1940

**Robert Gallery**

Football, 2000-03

**Jim Gibbons**

Football, 1955, 1956, 1957

**Willis Glasgow**

Football, 1927, 1928, 1929  
Baseball, 1927, 1928, 1929

**Dave Haight**

Football, 1985, 1986, 1987, 1988

**Homer Harris**

Football, 1935, 1936, 1937

**Jerry Hilgenberg**

Football, 1951, 1952, 1953  
Baseball, 1952, 1953

**Bob Jeter**

Football, 1957, 1958, 1959

**Calvin Jones**

Football, 1953, 1954, 1955

**Nate Kaeding**

Football, 2000, 2001, 2002, 2003

**Alex Karras**

Football, 1956, 1957

**Nile Kinnick**

Football, 1937, 1938, 1939  
Basketball, 1938

**Paul Krause**

Football, 1961, 1962, 1963  
Baseball, 1962, 1963

**Joe Laws**

Football, 1931, 1932, 1933  
Baseball, 1932, 1933

**Gordon Locke**

Football, 1920, 1921, 1922

**Chuck Long**

Football, 1982, 1983, 1984, 1985

**Emerson "Spike"  
Nelson**

Football, 1925, 1926, 1927  
Track, 1926, 1927, 1928

**John Niland**

Football, 1963, 1964, 1965

**Don Norton**

Football, 1957, 1958, 1959

**Kenny Ploen**

Football, 1954, 1955, 1956  
Track, 1955

**Erwin Prasse**

Football, 1937, 1938, 1939  
Basketball, 1938, 1939, 1940  
Baseball, 1938, 1939, 1940

**William Reichardt**

Football, 1949, 1950, 1951

**Mike Reilly**

Football, 1961, 1962, 1963

**Bob Sanders**

Football, 2000-03

**Francis William "Zud"  
Schammel**

Football, 1938, 1939, 1940

**Ozzie Simmons**

Football, 1932, 1933

**Duke Slater**

Football, 1918, 1919, 1920, 1921  
Track, 1919, 1920, 1921

**Leroy Smith**

Football, 1989, 1990, 1991

**Larry Station**

Football, 1982, 1983, 1984, 1985

**Walter "Stub" Stewart**

Football, 1907, 1908, 1909  
Basketball, 1908, 1909, 1910  
Baseball, 1908, 1909, 1910

**Andre Tippet**

Football, 1979, 1980, 1981

**Sherwyn Thorson**

Football, 1959, 1960, 1961  
Wrestling, 1960, 1962

**Emlen Tunnell**

Football, 1946, 1947

**Samuel Clyde Williams**

Football, 1898, 1899, 1900, 1901  
Baseball, 1898, 1899, 1900, 1901  
Track, 1900, 1901, 1902

**Bashir Yamini**

Track, 1996, 1997, 1998, 1999  
Football, 1998, 1999

| Year | Player, Position    | Teams  | Year | Player, Position     | Teams   |
|------|---------------------|--|------|----------------------|---|
| 1916 | Fred Becker, T      | (Eck)  | 1985 | Ronnie Harmon, RB    | (FN, Miz)   |
| 1919 | Lester Belding, E*  | (Men)  |      | Chuck Long, QB*      | (AP, UPI, FN, FBW, K, Merc, WC, TSN, S-H, G, Miz)           |
| 1921 | Duke Slater, T      | (Eck, R)   |      | Larry Station, LB*   | (AP, UPI, FN, FBW, K, Merc, WC, S-H, Miz)                   |
|      | Aubrey Devine, QB*  | (WC, FW, Eck)  |      |                      |   |
|      | Gordon Locke, FB    | (R)  | 1986 | Dave Croston, OT     | (FBW, TSN, CPN)   |
| 1922 | Gordon Locke, FB*   | (WC, Eck, R)   | 1988 | Marv Cook, TE*       | (UPI, K, FN, G, CT)   |
| 1925 | Dick Romey, E       | (LM)   |      | Dave Haight, NG      | (WC, FN)  |
| 1926 | Emerson Nelson, T   | (NYS)  | 1990 | Merton Hanks, DB     | (NEA)   |
| 1928 | Peter Westra, T     | (F, NEA)   | 1991 | Leroy Smith, DE*     | (AP, K)   |
| 1929 | Willis Glassgow, HB | (GR, NEA, FA, NYS, CP)   | 1992 | Mike Devlin, C       | (K, FBW)  |
| 1933 | Francis Schammel, G | (AP, UP, NANA)   | 1996 | Tim Dwight, WR       | (FBW)   |
| 1935 | Ozzie Simmons, HB   | (TSN)  | 1997 | Tim Dwight, WR*      | (AP, TSN, FBW, FBC)   |
| 1939 | Nile Kinnick, TB*   | (WC, Col, AP, UP, INS, NYS, NEA, H, A-AB, CP, NYDN, TSN)                       | 1998 | Jared DeVries, DT*   | (FBC, TSN, WC)  |
|      |                     |  | 2002 | Brad Banks, QB       | (WC)  |
| 1940 | Mike Enich, T       | (NYN, TSN)   |      | Dallas Clark, TE*    | (FBW, FBC, WC, AP, TSN, ESPN, CNNSI)                        |
| 1953 | Jerry Hilgenberg, C | (L, FBW)   |      | Nate Kaeding, PK     | (FBW, TSN, CNNSI, ESPN)                                     |
|      | Cal Jones, G        | (NBC)  |      | Bruce Nelson, C      | (FBW, CNNSI)  |
| 1954 | Cal Jones, G*       | (ABC, L, TSN, AAB, UP, Jet, NEA, CP, CBS, FBW, NYN, A-P, MP, PSN, G-R, WC, WR) | 2003 | Eric Steinbach, OG*  | (FBC, WC, AP, TSN, ESPN)                                    |
|      |                     |  |      | Robert Gallery, OT*  | (AP, WC, FBC, FWAA, TSN, ESPN)                              |
| 1955 | Cal Jones, G*       | (UP, TSN, L, NYN, Jet, WC, WR, FBW, A-AB)                                      |      | Nate Kaeding, PK*    | (AP, CFN, FBC, ESPN)  |
| 1956 | Alex Karras, T      | (AP, H, L, NBC, FBW, CP)   | 2008 | Shonn Greene, RB*    | (AP, ESPN, FWAA, WC, TSN)                                   |
|      | Ken Ploen, QB       | (NBC, ABC, FL)   | 2009 | Pat Angerer, LB      | (FWAA, CFN)   |
| 1957 | Alex Karras, T*     | (AP, UP, INS, L, H, NEA, NBC, TSN, FBW, A-P, CP, WC)                           |      | Bryan Bulaga, OL     | (TSN)   |
|      |                     |  | 2010 | Adrian Clayborn, DE* | (AFCA, WC)  |
|      | Jim Gibbons, E      | (UP, H, TSN, T, L, FBW, NYDN)  | 2011 | Riley Reiff, OL      | (PFW)   |
| 1958 | Randy Duncan, QB*   | (AP, UPI, WC, NEA, TSN, L, FBW, Helms, NYDN, FBC)                              | 2014 | Brandon Scherff, OL* | (AFCA, FWA, AP, WC, TSN, CNNSI, PS, USA, CBS, Scout, CSM)   |
|      |                     |  | 2015 | Desmond King, DB*    | (WC, AP, AFCA, FWAA, TSN, ESPN, ATH, USA, SI, PFF, PS, CSM) |
|      | Curt Merz, E        | (L, NBC, FBW)  | 2016 | Desmond King, DB     | (ATH, CSM, PFF, SI, USA)                                    |
| 1959 | Don Norton, E       | (L, NBC, FBW)  | 2017 | Joshua Jackson, DB*  | (AFCA, AP, ATH, FWAA, TSN, WC, CSM, CFN, ESPN, SB, USA, PS) |
| 1960 | Larry Ferguson, HB  | (L, FBW)   |      | Josey Jewell, LB*    | (AFCA, AP, ATH, FWAA, TSN, WC, CSM, CFN, ESPN, SB, USA, PS) |
|      | Mark Manders, G     | (L, FBW, NYN, TSN)   |      |                      |   |
| 1961 | Bill VanBuren       | (TSN)  | 2018 | T.J. Hockenson, TE   | (AFCA, USA)   |
| 1963 | Mike Reilly, G      | (L, FBW)   | 2019 | Keith Duncan, K*     | (FWAA, AP, ATH, TSN, PS)                                    |
| 1964 | Karl Noonan, E      | (NEA, FD)  |      | A.J. Epenesa, DL     | (ATH)   |
| 1965 | John Niland, G      | (TSN, Time)  |      | Tristan Wirfs, OL    | (FWAA, WC, PS)  |
|      | Dave Long, DE       | (NYN)  |      |                      |   |
| 1971 | Craig Clemons, CB   | (NEA, TSN, Time)   |      |                      |   |
| 1975 | Rod Walters, T      | (TSN, Time, NEA)   |      |                      |   |
|      | Joe Devlin, G       | (TSN, Time)  |      |                      |   |
| 1979 | Dennis Mosley, RB   | (CF)   |      |                      |   |
| 1981 | Andre Tippett, DE*  | (AP, UPI, FBW, FN, WTBS)   |      |                      |   |
|      | Reggie Roby, P*     | (AP, UPI, FN, WC, WTBS)  |      |                      |   |
| 1982 | Reggie Roby, P      | (WC)   |      |                      |   |
| 1984 | Jon Hayes, TE       | (G)  |      |                      |   |
|      | Larry Station, LB*  | (AP, UPI, WC, K)   |      |                      |   |

\* Indicates consensus all American

## SECOND TEAM ALL-AMERICANS

| Year | Player              | Teams           |
|------|---------------------|-----------------|
| 1912 | James Trickey, T    | (WC)            |
| 1916 | Fred Becker, T      | (n/a)           |
| 1919 | Duke Slater, T      | (WC, Eck)       |
| 1920 | Lester Belding, E   | (Eck)           |
| 1921 | Gordon Locke, FB    | (Eck)           |
|      | Duke Slater, T      | (WC, FW)        |
| 1922 | Max Kadesky, E      | (WC)            |
| 1924 | John Hancock, T     | (BE)            |
| 1925 | Dick Romey, E       | (GR)            |
| 1926 | Emerson Nelson, T   | (BE, AP)        |
| 1928 | Willis Glassgow, HB | (CP, NANA)      |
|      | Peter Westra, T     | (NYS, NANA)     |
| 1929 | Willis Glassgow, HB | (UP)            |
| 1933 | Joe Laws, QB        | (Col, NANA)     |
|      | Francis Schammel, G | (H)             |
| 1934 | Ozzie Simmons, HB   | (INS, NANA)     |
| 1935 | Ozzie Simmons, HB   | (NEA, NANA, AP) |
| 1939 | Erwin Prasse, E     | (UP)            |
| 1940 | Mike Enich, T       | (UP)            |
| 1948 | William Kay, T      | (AP)            |
| 1951 | Bill Reichardt, FB  | (A-P)           |
| 1953 | Jerry Hilgenberg, C | (AP)            |
| 1954 | Cal Jones, G        | (AP)            |
| 1955 | Cal Jones, G        | (NEA, AP)       |
| 1956 | Alex Karras, T      | (UP, NEA)       |
|      | Ken Ploen, QB       | (AP)            |
|      | Frank Gilliam, E    | (NEA)           |
|      | Donald Suchy, C     | (CP, INS)       |
| 1957 | Jim Gibbons, E      | (CP)            |
| 1959 | Don Norton, E       | (TSN, NEA)      |
| 1960 | Mark Manders, G     | (AP, FBC, ABC)  |
|      | Wilburn Hollis, QB  | (ABC)           |
| 1963 | Mike Reilly, G      | (AP)            |
| 1964 | John Niland, G      | (NEA)           |
|      | Karl Noonan, E      | (AP)            |
| 1965 | John Niland, G      | (AP)            |
| 1971 | Craig Clemons, CB   | (CP, US)        |
| 1979 | Dennis Mosley, RB   | (UPI)           |
| 1980 | John Harty, DT      | (UPI, NEA)      |
| 1981 | Andre Tippet, DE    | (NEA)           |
|      | Pat Dean, NG        | (UPI)           |
| 1982 | Reggie Roby, P      | (UPI, NEA)      |
|      | Mark Bortz, DT      | (UPI)           |
| 1983 | Larry Station, LB   | (FN)            |
|      | Joel Hilgenberg, C  | (TSN)           |
| 1984 | Ronnie Harmon, RB   | (TSN)           |
| 1986 | Dave Croston, OT    | (UPI, G)        |
| 1987 | Dave Haight, NG     | (TSN)           |
| 1988 | Marv Cook, TE       | (AP)            |
| 1990 | Nick Bell, RB       | (FN)            |
| 1991 | Leroy Smith, DE     | (FN)            |
| 1996 | Tim Dwight, WR      | (TSN)           |
| 1997 | Tavian Banks, RB    | (FN)            |
| 1997 | Jared DeVries, DT   | (AP, FN)        |

| Year | Player              | Teams                   |
|------|---------------------|-------------------------|
| 1998 | Jared DeVries, DT   | (AP)                    |
| 2002 | Brad Banks, QB      | (AP, TSN, CNNSI)        |
|      | Nate Kaeding, PK    | (AP, WC)                |
|      | Eric Steinbach, OG  | (CNNSI)                 |
|      | Colin Cole, DT      | (TSN, CNNSI)            |
| 2003 | Nate Kaeding, PK    | (WC)                    |
|      | Bob Sanders, SS     | (AP)                    |
| 2004 | Chad Greenway, LB   | (CNNSI)                 |
|      | Matt Roth, DE       | (AP, WC)                |
| 2005 | Chad Greenway, LB   | (AP, WC, CNNSI)         |
| 2008 | Mitch King, DT      | (AP, WC, ESPN.com)      |
|      | Seth Olsen, OT      | (TSN)                   |
| 2009 | Pat Angerer, LB     | (AP, WC)                |
|      | Bryan Bulaga, OL    | (AP, WC)                |
| 2013 | Brandon Scherff, OL | (FWAA, PS)              |
| 2016 | Desmond King, DB    | (AP, FWAA, PS, SB, WC)  |
| 2018 | T.J. Hockenson, TE  | (ATH, WC, FWAA, AP, PS) |
|      | Amani Hooker, DB    | (AP, ATH, USA)          |
| 2019 | Keith Duncan, K     | (AFCA, WC)              |
|      | A.J. Epenesa, DL    | (AFCA, AP, WC)          |
|      | Tristan Wirfs, OL   | (AFCA, AP, ATH)         |

### AWARDS KEY

A-AB -- All American Board; ABC -- television; AFCA -- American Football Coaches Association; AP -- Associated Press; A-P -- All Players; ATH -- The Athletic; BE -- Billy Evans; CBS -- radio; CF -- Citizen's Foundation; CFN -- College Football News; Col Colliers; CNNSI -- Sports Illustrated; CP -- Central Press; CPN -- College & Pro Newsweekly; CSM -- College Sports Madness; CT -- Chicago Tribune; Eck -- Eckersall; ESPN; F -- Farrell; FA -- Football Annual; FBC -- Football Coaches; FD -- Football Digest; FL -- Frank Leahy; FN -- Football News; FW -- Football World; FWAA -- Football Writers Association of America; G -- Gannett; GR -- Grantland Rice; G-R -- Gridiron Record; H -- Hearst; Helms -- Helms Foundation; INS -- International News Service; Jet -- Jet Magazine; K -- Kodak; L -- Look; LM -- Liberty Magazine; Men -- Frank Menke Syndicate; Merc -- Mercedes; Miz -- Mizlou; MP -- Metropolitan Papers; NBC -- television; NANA -- North American Newspaper Alliance; NEA -- News Enterprise Association; NYDN -- New York Daily News; NYN -- New York News; NYS -- New York Sun; PFW -- Pro Football Weekly; PS -- Phil Steele Publications; PFF -- ProFootballFocus.com; PSN -- Pitts Smith News; R -- Reed; SB -- SB Nation.com; Scout -- Scout.com; S-H -- Scripps Howard; SI -- Sports Illustrated.com; T -- Today; Time -- Time Magazine; TSN -- The Sporting News; UP -- United Press; UPI -- United Press International; US -- Universal Sports; USA -- USA Today; WC -- Walter Camp; WR -- Williamson Rating, WTBS -- television.



In conjunction with the 100 years of Hawkeye football celebration in 1989, Iowa fans selected an all-time team. The squad features 11 players on offense and defense, two kickers and 15 special mention players who received strong fan support.

Nile Kinnick, the 1939 Heisman, Walter Camp and Maxwell Trophy winner, was voted the most outstanding player in school history.

### Most Outstanding Player - Nile Kinnick, halfback

#### Offense

| Pos. | Player             | Years   |
|------|--------------------|---------|
| E    | Marv Cook          | 1985-88 |
| E    | Jim Gibbons        | 1955-57 |
| OL   | Mike Enich         | 1938-40 |
| OL   | Calvin Jones       | 1953-55 |
| OL   | Jerry Hilgenberg   | 1951-53 |
| OL   | John Niland        | 1963-65 |
| OL   | Fred "Duke" Slater | 1918-21 |
| QB   | Chuck Long         | 1982-85 |
| RB   | Ozzie Simmons      | 1934-36 |
| RB   | Aubrey Devine      | 1919-21 |
| RB   | Ronnie Harmon      | 1982-85 |
| PK   | Rob Houghtlin      | 1985-87 |

#### Special Mention

|    |                |         |
|----|----------------|---------|
| OL | Dave Croston   | 1984-86 |
| OL | Joe Devlin     | 1973-75 |
| QB | Randy Duncan   | 1956-58 |
| RB | Larry Ferguson | 1959-62 |
| RB | Joe Laws       | 1931-33 |
| RB | Ed Podolak     | 1966-68 |
| RB | Bill Reichardt | 1949-51 |
| E  | Erwin Prasse   | 1937-39 |

#### Defense

| Pos. | Player          | Years   |
|------|-----------------|---------|
| E    | Frank Gilliam   | 1953-56 |
| E    | Andre Tippet    | 1979-81 |
| DL   | Mark Bortz      | 1979-82 |
| DL   | Dave Haight     | 1985-88 |
| DL   | Alex Karras     | 1956-57 |
| LB   | Mike Reilly     | 1961-63 |
| LB   | Larry Station   | 1982-85 |
| DB   | Craig Clemons   | 1969-71 |
| DB   | Willis Glassgow | 1927-29 |
| DB   | Gordon Locke    | 1920-22 |
| DB   | Ken Ploen       | 1954-56 |
| P    | Reggie Roby     | 1979-82 |

#### Special Mention

|    |                  |         |
|----|------------------|---------|
| E  | Lester Belding   | 1918-21 |
| LB | Wally Hilgenberg | 1961-63 |
| DB | Devon Mitchell   | 1982-85 |
| DE | Joe Mott         | 1985-88 |
| LB | Brad Quast       | 1986-89 |
| DB | Bill Reichardt   | 1949-51 |
| DB | Bobby Stoops     | 1979-82 |
| DB | Mike Stoops      | 1981-84 |

### Gannett News Selects All-Time Team

The Gannett News Service, in conjunction with the start of the year 2000, selected a University of Iowa All-time Football Team.

#### Offense

| Pos. | Player           | Years   |
|------|------------------|---------|
| WR   | Tim Dwight       | 1994-97 |
| OL   | Duke Slater      | 1918-21 |
| OL   | Alex Karras      | 1956-57 |
| C    | Jerry Hilgenberg | 1951-53 |
| OL   | John Niland      | 1963-65 |
| OL   | John Alt         | 1980-83 |
| TE   | Marv Cook        | 1985-88 |
| QB   | Chuck Long       | 1981-85 |
| RB   | Nile Kinnick     | 1937-39 |
| RB   | Ronnie Harmon    | 1982-85 |
| FB   | Bill Reichardt   | 1949-51 |

#### Defense

| Pos. | Player          | Years   |
|------|-----------------|---------|
| DL   | Lester Belding  | 1918-21 |
| DL   | Mike Enich      | 1938-40 |
| DL   | Calvin Jones    | 1953-55 |
| DL   | Jared DeVries   | 1995-98 |
| DL   | Dave Haight     | 1983-85 |
| LB   | Andre Tippet    | 1979-81 |
| LB   | Larry Station   | 1982-85 |
| LB   | Leroy Smith     | 1989-91 |
| DB   | Paul Krause     | 1961-63 |
| DB   | Willis Glassgow | 1927-29 |
| DB   | Gordon Locke    | 1920-22 |

### Chicago Sun-Times Names Iowa's Best

In October, 1961, *Chicago Sun-Times* sports reporter Jack Clarke selected an all-time team of Iowa Hawkeyes who played between 1919 and 1961. Following is that list of players:

| Pos.   | Player           | Year |
|--------|------------------|------|
| End    | Lester Belding   | 1919 |
| Tackle | Duke Slater      | 1921 |
| Guard  | Calvin Jones     | 1954 |
| Center | Jerry Hilgenberg | 1953 |
| Guard  | Francis Schammel | 1934 |
| Tackle | Alex Karras      | 1956 |
| End    | Erwin Prasse     | 1939 |
| Back   | Aubrey Devine    | 1921 |
| Back   | Nile Kinnick     | 1939 |
| Back   | Willis Glassgow  | 1929 |
| Back   | Gordon Locke     | 1921 |

**Academic All-Americans****First Team**

| Year | Name, Position       |
|------|----------------------|
| 1952 | Bill Fenton, E       |
| 1953 | Bill Fenton, E       |
| 1975 | Bob Elliott, DB      |
| 1985 | Larry Station, LB    |
| 2001 | Aaron Kampman, DL    |
| 2005 | Mike Elgin, OL       |
| 2006 | Mike Elgin, OL       |
|      | Mike Klinkenborg, LB |
|      | Adam Shada, DB       |
| 2007 | Mike Klinkenborg, LB |
|      | Adam Shada, DB       |
| 2013 | James Morris, LB     |
| 2017 | Anthony Nelson, DL   |

**Second Team**

| Year | Name, Position       |
|------|----------------------|
| 1971 | Dave Triplett, RB    |
| 1974 | Bob Elliott, DB      |
| 1983 | Larry Station, LB    |
| 1987 | Chuck Hartlieb, QB   |
| 1992 | Jason Olejniczak, DB |
| 1997 | Matt Reischl, OL     |
| 1998 | Matt Reischl, OL     |
| 2000 | Aaron Kampman, DL    |
| 2002 | Nate Kaeding, PK     |
| 2014 | Mark Weisman, RB     |
| 2015 | Jordan Lomax, DB     |
| 2017 | Parker Hesse, DL     |
| 2018 | Anthony Nelson, DL   |

**All-District**

| Year | Name, Position         |
|------|------------------------|
| 1953 | Jerry Hilgenberg, C    |
| 1992 | Matt Whitaker, TE      |
| 1993 | Jason Olejniczak, DB   |
| 1999 | Aaron Kampman, DL      |
|      | Thad Sheldon, OL       |
|      | Rob Thein, RB          |
| 2000 | Andrew Lightfoot, OL   |
| 2001 | Andrew Lightfoot, OL   |
| 2002 | Jared Clauss, DL       |
|      | Andrew Lightfoot, OL   |
| 2003 | Jared Clauss, DL       |
|      | Nate Kaeding, PK       |
| 2004 | Kody Asmus, OL         |
|      | Mike Elgin, OL         |
|      | Sean Considine, DB     |
| 2005 | Andy Fenstermaker, P   |
|      | Mike Klinkenborg, LB   |
|      | Adam Shada, DB         |
| 2007 | Anton Narinskiy, DL    |
| 2008 | Rob Bruggeman, OL      |
|      | Anton Narinskiy, DL    |
|      | Julian Vandervelde, OL |
| 2009 | Julian Vandervelde, OL |
| 2010 | Tyler Nielsen, LB      |
|      | Jeff Tarpinian, LB     |
|      | Julian Vandervelde, OL |
| 2011 | Steve Bigach, DL       |
|      | Tyler Nielsen, LB      |
|      | James Vandenberg, QB   |
| 2012 | Steve Bigach, DL       |
|      | James Morris, LB       |
|      | James Vandenberg, QB   |
| 2013 | Jake Rudock, QB        |
|      | Brett Van Sloten, OL   |
| 2014 | Jordan Lomax, DB       |

**National Football Foundation  
Scholar-Athletes**

| Year | Name                   |
|------|------------------------|
| 1968 | John Charles Hendricks |
| 1975 | Bob Elliott            |
| 1987 | Mike Flagg             |
| 1998 | Derek Rose             |
| 2007 | Mike Klinkenborg       |
| 2013 | James Morris           |

**Academic All-Big Ten**

| Year | Name, Position      |
|------|---------------------|
| 1953 | Bill Fenton, E      |
|      | Jerry Hilgenberg, C |

|      |                  |
|------|------------------|
| 1954 | Warren Lawson, C |
|------|------------------|

|      |               |
|------|---------------|
| 1955 | Dick Deasy, T |
|------|---------------|

|      |                     |
|------|---------------------|
| 1956 | Frank Bloomquist, G |
|------|---------------------|

|      |                   |
|------|-------------------|
| 1966 | Bob Gibbs, HB     |
|      | Tony Williams, HB |

|      |                   |
|------|-------------------|
| 1967 | Tony Williams, HB |
|------|-------------------|

|      |                |
|------|----------------|
| 1968 | Ray Manning, E |
|------|----------------|

|      |                   |
|------|-------------------|
| 1969 | Ray Manning, E    |
|      | Steve Penney, R   |
|      | Kerry Reardon, WB |

|      |                   |
|------|-------------------|
| 1970 | Ray Manning, E    |
|      | Kerry Reardon, WB |

|      |                   |
|------|-------------------|
| 1971 | Dave Triplett, SE |
|------|-------------------|

|      |                   |
|------|-------------------|
| 1974 | Dave Bryant, NG   |
|      | Bob Elliott, DB   |
|      | Jim Hilgenberg, C |
|      | Brandt Yocum, TE  |

|      |                      |
|------|----------------------|
| 1975 | Dennis Armington, LB |
|      | Bob Elliott, DB      |
|      | Jim Hilgenberg, C    |
|      | Nick Quartaro, PK    |
|      | Brandt Yocum, TE     |

|      |               |
|------|---------------|
| 1976 | Rod Sears, DB |
|------|---------------|

|      |                   |
|------|-------------------|
| 1978 | Greg Gilbaugh, OG |
|      | Tim Gutshall, LB  |
|      | Mario Pace, DB    |

|      |                 |
|------|-----------------|
| 1980 | Dave Mayhan, OG |
|      | Brad Webb, DE   |

|      |                 |
|------|-----------------|
| 1981 | Dave Mayhan, OG |
|      | Brad Webb, DE   |

|      |                   |
|------|-------------------|
| 1983 | Dave Chambers, DB |
|------|-------------------|

|      |                   |
|------|-------------------|
| 1984 | Bill Happel, WR   |
|      | Larry Station, LB |

|      |                   |
|------|-------------------|
| 1985 | Mike Flagg, TE    |
|      | Bill Happel, WR   |
|      | Rob Houghtlin, PK |
|      | Larry Station, LB |

|      |                  |
|------|------------------|
| 1986 | Dave Croston, OL |
|      | Mike Flagg, TE   |
|      | J. J. Puk, LB    |
|      | Mark Vlasic, QB  |

| Year | Name, Position     |
|------|--------------------|
| 1987 | Marv Cook, TE      |
|      | Mike Flagg, TE     |
|      | Chuck Hartlieb, QB |
|      | J. J. Puk, LB      |
|      | Herb Wester, OL    |

|      |                    |
|------|--------------------|
| 1988 | Mike Ertz, OL      |
|      | Greg Fedders, OL   |
|      | Chuck Hartlieb, QB |

|      |               |
|------|---------------|
| 1989 | Mike Ertz, OL |
|------|---------------|

|      |                      |
|------|----------------------|
| 1990 | Mike Dailey, LB      |
|      | Teddy Jo Faley, LB   |
|      | Jim Hartlieb, QB     |
|      | Mike Martens, WR     |
|      | Jason Olejniczak, DB |
|      | Matt Whitaker, TE    |

|      |                      |
|------|----------------------|
| 1991 | Mike Dailey, LB      |
|      | Teddy Jo Faley, LB   |
|      | Jim Hartlieb, QB     |
|      | Mike Martens, WR     |
|      | Jason Olejniczak, DB |
|      | Matt Whitaker, TE    |

|      |                      |
|------|----------------------|
| 1992 | Jim Hartlieb, QB     |
|      | Jason Olejniczak, DB |
|      | Matt Whitaker, TE    |

|      |                      |
|------|----------------------|
| 1993 | Jeff Andrews, DE     |
|      | Matt Eyde, QB        |
|      | Jason Olejniczak, DB |

|      |                     |
|------|---------------------|
| 1994 | Eric Hilgenberg, DE |
|      | Josh McKillip, FB   |
|      | Jeff Westhoff, LB   |

|      |                     |
|------|---------------------|
| 1995 | Trevor Bollers, FB  |
|      | Michael Burger, TE  |
|      | Aaron Granquist, FB |
|      | Kory Hauser, QB     |
|      | Eric Hilgenberg, DE |
|      | Matt Hughes, LB     |
|      | Aron Klein, DL      |
|      | Matt Reischl, OL    |
|      | Todd Romano, PK     |
|      | Derek Rose, OL      |
|      | Ted Serama, OL      |
|      | Jeff Westhoff, LB   |
|      | John Wilder, OL     |
|      | Chris Zdzenicki, DL |

|      |                     |
|------|---------------------|
| 1996 | Trevor Bollers, FB  |
|      | Michael Burger, RB  |
|      | Bill Ennis-Inge, DE |
|      | Aaron Granquist, FB |
|      | Matt Hughes, LB     |
|      | Aron Klein, DL      |
|      | Matt Reischl, OL    |
|      | Derek Rose, OL      |
|      | Ted Serama, OL      |
|      | Rob Thein, RB       |

| Year | Name, Position  | Year | Name, Position  | Year | Name, Position   | Year | Name, Position   |
|------|---|------|---|------|--|------|--|
| 1997 | Plez Atkins, DB<br>Trevor Bollers, FB<br>Michael Burger, FB<br>Matt Hughes, LB<br>Aron Klein, DL<br>Matt Reischl, OL<br>Derek Rose, OL<br>Rob Thein, RB   | 2002 | Tony Burrier, LB<br>Jared Clauss, DL<br>Sean Considine, DB<br>Adam Densmore, OL<br>Robert Gallery, OT<br>Erik Jensen, TE<br>Nate Kaeding, PK<br>Will Lack, OL<br>Andrew Lightfoot, OL<br>John Mickelson, OL<br>John Morscheiser, DL<br>Bruce Nelson, C<br>Pete Traynor, OL                                    | 2007 | Rob Bruggeman, OL<br>A. J. Edds, LB<br>Bryon Gattas, LB<br>Brett Greenwood, DB<br>Mike Humpal, LB<br>Mike Klinkenborg, LB<br>Matt Kroul, DL<br>Bryan Mattison, DE<br>Gavin McGrath, LB<br>Brett Morse, FB<br>Jayme Murphy, DB<br>Daniel Murray, PK<br>Anton Narinskiy, DL<br>Daniel Olszta, LS<br>Michael Sabers, TE<br>Adam Shada, DB<br>Jeff Tarpinian, LB<br>Julian Vandervelde, OL | 2011 | Steve Bigach, DL<br>Eric Guthrie, P<br>Casey Kreiter, LS<br>James Morris, LB<br>Nick Nielsen, WR<br>Tyler Nielsen, LB<br>Woody Orne, OL<br>Terrance Pryor, LB<br>Steven Staggs, WR<br>Kyle Steinbrecher, DB<br>Jack Swanson, DB<br>Brett Van Sloten, OL<br>James Vandenberg, QB<br>Jason White, RB                           |
| 1998 | Jay Bickford, OL<br>Michael Burger, FB<br>Mike Dolezal, LB<br>Ryan Hansen, DB<br>Matt Hughes, LB<br>Kevin Kasper, WR<br>Aron Klein, DL<br>Kyle McCann, QB<br>Roger Meyer, LB<br>Matt Reischl, OL<br>Derek Rose, OL<br>Thad Sheldon, DL<br>Joe Slattery, DB<br>Matt Stockdale, DB<br>Rob Thein, RB | 2003 | Kody Asmus, LS<br>Nathan Chandler, QB<br>Jared Clauss, DL<br>Sean Considine, DB<br>Brian Ferentz, OL<br>Robert Gallery, OT<br>Jacob Gancarczyk, LB<br>Erik Jensen, TE<br>Nate Kaeding, PK<br>Ryan Majerus, TE<br>Matt Melloy, WR<br>Tom Revak, LB   | 2008 | Wes Aeschliman, OL<br>Rob Bruggeman, OL<br>A. J. Edds, LB<br>Matt Kroul, DT<br>Nick Kuchel, WR<br>Gavin McGrath, LB<br>Brett Morse, FB<br>Jayme Murphy, RB<br>Daniel Murray, PK<br>Anton Narinskiy, DL<br>Tyler Nielsen, LB<br>Seth Olsen, OL<br>Michael Sabers, TE<br>Andy Schulze, LS<br>Jeff Tarpinian, LB<br>Julian Vandervelde, OL  | 2012 | Quinton Alston, LB<br>Steve Bigach, DL<br>Marcus Collins, LB<br>Cole Fisher, OLB<br>Casey Kreiter, LS<br>James Morris, LB<br>Nick Nielsen, WR<br>Travis Perry, LB<br>Don Shumpert, WR<br>Steven Staggs, WR<br>Jack Swanson, DB<br>Louis Trinca-Pasat, DL<br>Brett Van Sloten, OL<br>James Vandenberg, QB<br>Mark Weisman, FB |
| 1999 | Ryan Barton, WR<br>Jay Bickford, OL<br>A. J. Blazek, OL<br>Jay Dittman, DL<br>Mike Dolezal, LB<br>Ryan Hansen, DB<br>Aaron Kampman, LB<br>Kevin Kasper, WR<br>Roger Meyer, LB<br>Thad Sheldon, DL<br>Joe Slattery, DB<br>Matt Stockdale, DB<br>Rob Thein, RB                                      | 2004 | Kody Asmus, LS<br>C. J. Barkema, TE<br>Sean Considine, DB<br>Mike Elgin, C<br>Mike Humpal, LB<br>Ryan Majerus, TE<br>Matt Melloy, WR<br>Alex Willcox, DL  | 2009 | A. J. Edds, LB<br>Josh Koeppel, OL<br>Nick Kuchel, WR<br>Travis Meade, DL<br>Brett Morse, FB<br>Jayme Murphy, RB<br>Daniel Murray, PK<br>Tyler Nielsen, LB<br>Jack Swanson, DB<br>Jeff Tarpinian, LB<br>James Vandenberg, QB<br>Julian Vandervelde, OL<br>Jason White, DB  | 2013 | Conor Boffeli, OL<br>Cole Fisher, LB<br>George Kittle, TE<br>Casey Kreiter, LS<br>Jordan Lomax, DB<br>Nolan MacMillan, OL<br>Riley McCarron, WR<br>James Morris, LB<br>Drew Ott, DL<br>Travis Perry, LB<br>Jake Rudock, QB<br>Don Shumpert, WR<br>Louis Trinca-Pasat, DL<br>Brett Van Sloten, OL<br>Mark Weisman, RB         |
| 2000 | Ryan Barton, WR<br>A. J. Blazek, OL<br>Jared Clauss, DL<br>Mike Dolezal, LB<br>Ryan Hansen, DB<br>Aaron Kampman, DL<br>Kevin Kasper, WR<br>Andrew Lightfoot, OL<br>Roger Meyer, LB<br>Bruce Nelson, C<br>Matt Stockdale, DB<br>Pete Traynor, OL<br>Tony Burrier, LB                               | 2005 | C. J. Barkema, TE<br>Andrew Becker, DB<br>Bret Chinander, LB<br>Mike Elgin, OG<br>Andy Fenstermaker, P<br>Mike Humpal, LB<br>Mike Klinkenborg, LB<br>Matt Kroul, DL<br>Ryan Majerus, TE<br>Matt Melloy, WR<br>Daniel Olszta, LS<br>Cy Phillips, QB<br>Kevin Sherlock, FB<br>Adam Shada, DB<br>Paul Wilson, FB | 2010 | Steve Bigach, DL<br>Justin Greiner, DB<br>Josh Koeppel, OL<br>Nick Kuchel, WR<br>Nolan MacMillan, OL<br>Brett Morse, FB<br>Daniel Murray, PK<br>Tyler Nielsen, LB<br>Ross Petersen, LB<br>Colin Sandeman, WR<br>Jack Swanson, DB<br>Jeff Tarpinian, LB<br>Brett Van Sloten, OL<br>James Vandenberg, QB<br>Julian Vandervelde, OL<br>Jason White, DB                                    | 2014 | Nathan Bazata, DL<br>Ike Boettger, OL<br>Jake Duzey, TE<br>Cole Fisher, LB<br>George Kittle, TE<br>Jordan Lomax, DB<br>Riley McCarron, WR<br>Drew Ott, DL<br>Travis Perry, LB<br>Macon Plewa, FB<br>Jake Rudock, QB<br>Louis Trinca-Pasat, DL<br>Matt Vandenberg, WR<br>Ryan Ward, OL<br>Mark Weisman, RB                    |
| 2001 | Jeremy Allen, FB<br>Tony Burrier, LB<br>Jared Clauss, DL<br>Sean Considine, DB<br>Mike Dolezal, LB<br>Robert Gallery, OT<br>Erik Jensen, TE<br>Nate Kaeding, PK<br>Aaron Kampman, DL<br>Andrew Lightfoot, OL<br>Kyle McCann, QB<br>Roger Meyer, LB<br>Bruce Nelson, C<br>Matt Stockdale, DB       | 2006 | Mike Elgin, OG<br>Andy Fenstermaker, P<br>Mike Humpal, LB<br>Mike Klinkenborg, LB<br>Matt Kroul, DL<br>Ryan Majerus, TE<br>Daniel Olszta, LS<br>Adam Shada, DB  |      |  |      |  |

| Year | Name, Position  |
|------|---|
| 2015 | Nathan Bazata, DL<br>Adam Cox, FB<br>Jake Duzey, TE<br>Cole Fisher, LB<br>Parker Hesse, DE<br>Josey Jewell, LB<br>George Kittle, TE<br>Jordan Lomax, DB<br>Riley McCarron, WR<br>Matt Nelson, DE<br>Drew Ott, DL<br>Travis Perry, LB<br>Macon Plewa, FB<br>Brandon Snyder, DB<br>Matt VandeBerg, WR<br>Kevin Ward, DB   |
| 2016 | Nathan Bazata, DL<br>C.J. Beathard, QB<br>Jake Gervase, DB<br>Parker Hesse, DE<br>Garret Jansen, DL<br>Josey Jewell, LB<br>George Kittle, TE<br>Drake Kulick, FB<br>Riley McCarron, WR<br>Anthony Nelson, DE<br>Matt Nelson, DE<br>Ben Niemann, LB<br>Levi Paulsen, OL<br>Peter Pekar, TE<br>Miguel Recinos, K<br>Brady Ross, FB<br>Brandon Snyder, DB<br>Nate Vejvoda, TE<br>Kevin Ward, LB<br>Ryan Ward, OL<br>Sean Welsh, OL |

| Year | Name, Position   |
|------|--|
| 2017 | Lane Akre, FB<br>Nathan Bazata, DL<br>Shaun Beyer, TE<br>Brandon Bishop, WR<br>Sam Brincks, DL<br>Sam Cook, RB<br>Dominique Dafney, WR<br>James Daniels, OL<br>Jake Gervase, DB<br>Parker Hesse, DL<br>T.J. Hockenson, TE<br>Jake Hulett, DL<br>Garret Jansen, DL<br>Josey Jewell, LB<br>Austin Kelly, LB<br>Drake Kulick, FB<br>John Milani, DB<br>Anthony Nelson, DL<br>Matt Nelson, DL<br>Ben Niemann, LB<br>Nick Niemann, LB<br>Landan Paulsen, OL<br>Levi Paulsen, OL<br>Peter Pekar, TE<br>Colten Rastetter, P<br>Miguel Recinos, K<br>Brady Reiff, DL<br>Brady Ross, FB<br>Ryan Schmidt, QB<br>Caleb Shudak, K<br>Brandon Snyder, DB<br>Jacob Sobotka, LB<br>Nate Stanley, QB<br>Jackson Subbert, LS<br>Matt VandeBerg, WR<br>Nate Vejvoda, TE<br>Kevin Ward, LB<br>Tyler Wiegers, QB<br>Nate Wieting, TE<br>Jon Wisnieski, TE<br>Toren Young, RB |

| Year | Name, Position  |
|------|---|
| 2018 | Shaun Beyer, TE<br>Sam Brincks, DL<br>Drew Cook, TE<br>Noah Feldman, TE<br>Jake Gervase, DB<br>Kyle Groeneweg, WR<br>Parker Hesse, DL<br>T.J. Hockenson, TE<br>Garret Jansen, DL<br>Mark Kallenberger, OL<br>Austin Kelly, FB<br>Jack Koerner, DB<br>Joe Ludwig, FB<br>John Milani, DB<br>Anthony Nelson, DL<br>Matt Nelson, DL<br>Nick Niemann, LB<br>Landan Paulsen, OL<br>Levi Paulsen, OL<br>Colten Rastetter, P<br>Miguel Recinos, K<br>Brady Reiff, DL<br>Brady Ross, FB<br>Ryan Schmidt, QB<br>Caleb Shudak, K<br>Nate Stanley, QB<br>Jackson Subbert, LS<br>Drew Thomas, WR<br>Nate Vejvoda, LS<br>Kristian Welch, LB<br>Nate Wieting, TE<br>Bryce Schulte, TE<br>Toren Young, RB |

| Year | Name, Position   |
|------|--|
| 2019 | Nick Anderson, LB<br>Seth Benson, LB<br>Shaun Beyer, TE<br>Drew Cook, TE<br>Colton Dinsdale, FB<br>Dillon Doyle, LB<br>Keith Duncan, K<br>Samson Evans, RB<br>Matt Fagan, OL<br>Connor Kapisak, QB<br>Logan Klemp, LB<br>Jack Koerner, DB<br>Joe Ludwig, FB<br>John Milani, DB<br>Nick Niemann, LB<br>Turner Pallissard, FB<br>Landan Paulsen, OL<br>Levi Paulsen, OL<br>Monte Pottebaum, FB<br>Colten Rastetter, P<br>Brady Reiff, DL<br>Brady Ross, FB<br>Ryan Schmidt, QB<br>Bryce Schulte, TE<br>Caleb Shudak, K<br>Nate Stanley, QB<br>Jackson Subbert, LS<br>Nate Vejvoda, LS<br>John Waggoner, DL<br>Kristian Welch, LB<br>Nate Wieting, TE |



| Year | Name, Position   | Year | Name, Position  | Year                                  | Name, Position  | Year | Name, Position   |      |   |
|------|--|------|---|---------------------------------------|---|------|--|------|---|
| 1900 | Clyde Williams, QB<br>Joe Warner, T  | 1957 | Alex Karras, T<br>Jim Gibbons, E<br>Frank Bloomquist, G<br>Randy Duncan, QB | 1987                                  | Kerry Burt, DB<br>Marv Cook, TE<br>Quinn Early, WR<br>Dave Haight, NG<br>Chuck Hartlieb, QB<br>Rob Houghtlin, K   | 2004 | Matt Roth, DE<br>Chad Greenway, LB<br>Drew Tate, QB<br>Abdul Hodge, LB<br>Jonathan Babineaux, DL |      |   |
| 1912 | James Trickey, T   | 1958 | Randy Duncan, QB<br>Willie Fleming, HB                                      | 1988                                  | Marv Cook, TE<br>Dave Haight, NG<br>Deven Harberts, WR<br>Chuck Hartlieb, QB<br>Bob Kratch, OT<br>Joe Mott, DE<br>Brad Quast, LB  | 2005 | Chad Greenway, LB<br>Kenny Iwebema, DL<br>Jovon Johnson, DB                                      |      |   |
| 1913 | Ralph McGinnis, FB   |      | 1959  |                                       | Don Norton, E<br>Bill Lapham, C<br>Bob Jeter, HB  | 1989 | Jim Johnson, DL<br>Brad Quast, LB  | 2006 | Mike Jones, OL  |
| 1916 | Fred Becker, T   |      |   |                                       | 1960  |      | Mark Manders, G<br>Larry Ferguson, HB<br>Wilburn Hollis, QB                                      | 1990 | Nick Bell, RB<br>Melvin Foster, LB<br>Merton Hanks, DB<br>Jim Johnson, DT<br>Matt Rodgers, QB<br>Matt Ruhland, DT<br>Michael Titley, TE   |
| 1918 | Harry Hunzelman, G<br>Ronald Reed, E   | 1962 |   | Larry Ferguson, HB                    |   |      | 1991   |      | Rob Baxley, OT<br>John Derby, LB<br>Mike Devlin, C<br>Ron Geater, DT<br>Danan Hughes, WR<br>Matt Rodgers, QB<br>Mike Saunders, RB<br>Leroy Smith, DE  |
| 1919 | Fred Slater, T<br>Fred Lohman, FB<br>Lester Belding, E<br>Aubrey Devine, QB  |      | 1963  | Mike Reilly, G<br>Wally Hilgenberg, G |   | 1992 |  |      | Alan Cross, TE<br>Scott Davis, OT<br>Mike Devlin, C<br>Carlos James, DB<br>Mike Wells, DT   |
| 1920 | Fred Slater, T<br>Aubrey Devine, QB<br>Lester Belding, E   |      |   | 1964                                  | Gary Snook, QB<br>Karl Noonan, E  |      |  | 1993 | Mike Wells, DT  |
| 1921 | Fred Slater, T<br>Aubrey Devine, QB<br>Gordon Locke, FB<br>Lester Belding, E<br>John Heldt, C<br>Chester Mead, G<br>Max Kadesky, E | 1965 |   |                                       | John Niland, G  |      | 1994   |      | Nick Gallery, P   |
| 1922 | Gordon Locke, FB<br>Paul Minick, G<br>George Thompson, T   |      | 1966  |                                       | Ed Podolak, TB<br>Jon Meskimen, G   | 1995 |  |      | Jared DeVries, DT<br>Nick Gallery, P<br>Damien Robinson, DB<br>Sedrick Shaw, RB<br>Ross Verba, OT   |
| 1923 | Lowell Otte, E   |      |   | 1967                                  | Jon Meskimen, G   |      |  | 1996 | Mike Wells, DT  |
| 1924 | Lowell Otte, E<br>John Hancock, T<br>Leland Parkin, QB<br>William Fleckenstein, G  | 1968 |   |                                       | Craig Clemons, CB<br>Brian Rollins, SE<br>Earl Douthitt, DB<br>Rod Walters, T<br>Joe Devlin, G<br>Tom Rusk, LB<br>Dennis Mosley, RB<br>Leven Weiss, LB<br>Jay Hilgenberg, C |      | 1997   |      | Jared DeVries, DT<br>Nick Gallery, P<br>Damien Robinson, DB<br>Sedrick Shaw, RB<br>Ross Verba, OT<br>Tavian Banks, RB<br>Jared DeVries, DL<br>Tim Dwight, WR/KR<br>Mike Goff, OL<br>Jared DeVries, DT<br>Aaron Kampman, DL<br>Bob Sanders, DB<br>Eric Steinbach, OL |
| 1925 | Richard Romey, E   |      | 1969  |                                       | Brian Rollins, SE   | 1998 |  |      | Mike Wells, DT  |
| 1926 | Emerson Nelson, T  |      |   | 1970                                  | Earl Douthitt, DB   |      |  | 1999 | Nick Gallery, P   |
| 1927 | Emerson Nelson, T  | 1971 |   |                                       | Rod Walters, T  |      | 2000   |      | Jared DeVries, DT<br>Nick Gallery, P<br>Damien Robinson, DB<br>Sedrick Shaw, RB<br>Ross Verba, OT<br>Tavian Banks, RB<br>Jared DeVries, DL<br>Tim Dwight, WR/KR<br>Mike Goff, OL<br>Jared DeVries, DT<br>Aaron Kampman, DL<br>Bob Sanders, DB<br>Eric Steinbach, OL |
| 1928 | Peter Westra, T<br>Richard Brown, C<br>Fred Roberts, G<br>Willis Glassgow, HB  |      | 1972  |                                       | Joe Devlin, G   | 2001 |  |      | Mike Wells, DT  |
| 1929 | Fred Roberts, G<br>Willis Glassgow, HB   |      |   | 1973                                  | Tom Rusk, LB  |      |  | 2002 | Mike Wells, DT  |
| 1933 | Joe Laws, QB<br>Francis Schammel, G  | 1974 |   |                                       | Dennis Mosley, RB   |      | 2003   |      | Alan Cross, TE<br>Scott Davis, OT<br>Mike Devlin, C<br>Carlos James, DB<br>Mike Wells, DT   |
| 1934 | Ozzie Simmons, HB  |      | 1975  |                                       | Leven Weiss, LB   | 2004 |  |      | Mike Wells, DT  |
| 1935 | Ozzie Simmons, HB  |      |   | 1976                                  | Jay Hilgenberg, C   |      |  | 2005 | Nick Gallery, P   |
| 1937 | Nile Kinnick, TB<br>Robert Lannon, E   | 1977 |   |                                       | Andre Tippett, DE   |      | 2006   |      | Jared DeVries, DT<br>Nick Gallery, P<br>Damien Robinson, DB<br>Sedrick Shaw, RB<br>Ross Verba, OT<br>Tavian Banks, RB<br>Jared DeVries, DL<br>Tim Dwight, WR/KR<br>Mike Goff, OL<br>Jared DeVries, DT<br>Aaron Kampman, DL<br>Bob Sanders, DB<br>Eric Steinbach, OL |
| 1938 | Erwin Prasse, E  |      | 1978  |                                       | Lou King, CB  | 2007 |  |      | Mike Wells, DT  |
| 1939 | Erwin Prasse, E<br>Nile Kinnick, HB<br>Mike Enich, T   |      |   | 1979                                  | Mark Bortz, DT<br>Reggie Roby, P<br>Bobby Stoops, DB  |      |  | 2008 | Nick Gallery, P   |
| 1940 | Mike Enich, T  | 1980 |   |                                       | John Alt, OT  |      | 2009   |      | Jared DeVries, DT<br>Nick Gallery, P<br>Damien Robinson, DB<br>Sedrick Shaw, RB<br>Ross Verba, OT<br>Tavian Banks, RB<br>Jared DeVries, DL<br>Tim Dwight, WR/KR<br>Mike Goff, OL<br>Jared DeVries, DT<br>Aaron Kampman, DL<br>Bob Sanders, DB<br>Eric Steinbach, OL |
| 1942 | Tom Farmer, QB   |      | 1981  |                                       | Paul Hufford, DT<br>Chuck Long, QB<br>Devon Mitchell, DB<br>Larry Station, LB<br>Mike Stoops, DB  | 2010 |  |      | Mike Wells, DT  |
| 1946 | Earl Banks, G<br>Dick Hoerner, FB  |      |   | 1982                                  | John Alt, OT  |      |  | 2011 | Nick Gallery, P   |
| 1948 | William Kay, T   | 1983 |   |                                       | Paul Hufford, DT<br>Chuck Long, QB<br>Devon Mitchell, DB<br>Larry Station, LB<br>Mike Stoops, DB  |      | 2012   |      | Jared DeVries, DT<br>Nick Gallery, P<br>Damien Robinson, DB<br>Sedrick Shaw, RB<br>Ross Verba, OT<br>Tavian Banks, RB<br>Jared DeVries, DL<br>Tim Dwight, WR/KR<br>Mike Goff, OL<br>Jared DeVries, DT<br>Aaron Kampman, DL<br>Bob Sanders, DB<br>Eric Steinbach, OL |
| 1950 | Bill Reichardt, FB   |      | 1984  |                                       | John Alt, OT  | 2013 |  |      | Jared DeVries, DT<br>Nick Gallery, P<br>Damien Robinson, DB<br>Sedrick Shaw, RB<br>Ross Verba, OT<br>Tavian Banks, RB<br>Jared DeVries, DL<br>Tim Dwight, WR/KR<br>Mike Goff, OL<br>Jared DeVries, DT<br>Aaron Kampman, DL<br>Bob Sanders, DB<br>Eric Steinbach, OL |
| 1951 | Bill Reichardt, FB   |      |   | 1985                                  | Paul Hufford, DT<br>Chuck Long, QB<br>Devon Mitchell, DB<br>Larry Station, LB<br>Mike Stoops, DB  |      |  | 2014 | Jared DeVries, DT<br>Nick Gallery, P<br>Damien Robinson, DB<br>Sedrick Shaw, RB<br>Ross Verba, OT<br>Tavian Banks, RB<br>Jared DeVries, DL<br>Tim Dwight, WR/KR<br>Mike Goff, OL<br>Jared DeVries, DT<br>Aaron Kampman, DL<br>Bob Sanders, DB<br>Eric Steinbach, OL |
| 1952 | Bill Fenton, E   | 1986 |   |                                       | Jeff Drost, DT<br>Mike Haight, OT<br>Ronnie Harmon, RB<br>Rob Houghtlin, K<br>Chuck Long, QB<br>Jay Norvell, DB<br>Hap Peterson, NG<br>Larry Station, LB                    |      | 2015   |      | Jared DeVries, DT<br>Nick Gallery, P<br>Damien Robinson, DB<br>Sedrick Shaw, RB<br>Ross Verba, OT<br>Tavian Banks, RB<br>Jared DeVries, DL<br>Tim Dwight, WR/KR<br>Mike Goff, OL<br>Jared DeVries, DT<br>Aaron Kampman, DL<br>Bob Sanders, DB<br>Eric Steinbach, OL |
| 1953 | Cal Jones, G<br>Jerry Hilgenberg, C  |      | 1987  |                                       | Mike Haight, OT   | 2016 |  |      | Jared DeVries, DT<br>Nick Gallery, P<br>Damien Robinson, DB<br>Sedrick Shaw, RB<br>Ross Verba, OT<br>Tavian Banks, RB<br>Jared DeVries, DL<br>Tim Dwight, WR/KR<br>Mike Goff, OL<br>Jared DeVries, DT<br>Aaron Kampman, DL<br>Bob Sanders, DB<br>Eric Steinbach, OL |
| 1954 | Cal Jones, G   |      |   | 1988                                  | Ronnie Harmon, RB   |      |  | 2017 | Jared DeVries, DT<br>Nick Gallery, P<br>Damien Robinson, DB<br>Sedrick Shaw, RB<br>Ross Verba, OT<br>Tavian Banks, RB<br>Jared DeVries, DL<br>Tim Dwight, WR/KR<br>Mike Goff, OL<br>Jared DeVries, DT<br>Aaron Kampman, DL<br>Bob Sanders, DB<br>Eric Steinbach, OL |
| 1955 | Cal Jones, G<br>Eddie Vincent, HB  | 1989 |   |                                       | Chuck Long, QB  |      | 2018   |      | Jared DeVries, DT<br>Nick Gallery, P<br>Damien Robinson, DB<br>Sedrick Shaw, RB<br>Ross Verba, OT<br>Tavian Banks, RB<br>Jared DeVries, DL<br>Tim Dwight, WR/KR<br>Mike Goff, OL<br>Jared DeVries, DT<br>Aaron Kampman, DL<br>Bob Sanders, DB<br>Eric Steinbach, OL |
| 1956 | Alex Karras, T<br>Ken Ploen, QB<br>Donald Suchy, C<br>Frank Gilliam, E   |      | 1990  |                                       | Jay Norvell, DB   | 2019 |  |      | Jared DeVries, DT<br>Nick Gallery, P<br>Damien Robinson, DB<br>Sedrick Shaw, RB<br>Ross Verba, OT<br>Tavian Banks, RB<br>Jared DeVries, DL<br>Tim Dwight, WR/KR<br>Mike Goff, OL<br>Jared DeVries, DT<br>Aaron Kampman, DL<br>Bob Sanders, DB<br>Eric Steinbach, OL |
|      |  |      |   | 1991                                  | Hap Peterson, NG  |      |  | 2020 | Jared DeVries, DT<br>Nick Gallery, P<br>Damien Robinson, DB<br>Sedrick Shaw, RB<br>Ross Verba, OT<br>Tavian Banks, RB<br>Jared DeVries, DL<br>Tim Dwight, WR/KR<br>Mike Goff, OL<br>Jared DeVries, DT<br>Aaron Kampman, DL<br>Bob Sanders, DB<br>Eric Steinbach, OL |
|      |  | 1992 |   |                                       | Larry Station, LB   |      | 2021   |      | Jared DeVries, DT<br>Nick Gallery, P<br>Damien Robinson, DB<br>Sedrick Shaw, RB<br>Ross Verba, OT<br>Tavian Banks, RB<br>Jared DeVries, DL<br>Tim Dwight, WR/KR<br>Mike Goff, OL<br>Jared DeVries, DT<br>Aaron Kampman, DL<br>Bob Sanders, DB<br>Eric Steinbach, OL |
|      |  |      | 1993  |                                       | Rick Bayless, RB  | 2022 |  |      | Jared DeVries, DT<br>Nick Gallery, P<br>Damien Robinson, DB<br>Sedrick Shaw, RB<br>Ross Verba, OT<br>Tavian Banks, RB<br>Jared DeVries, DL<br>Tim Dwight, WR/KR<br>Mike Goff, OL<br>Jared DeVries, DT<br>Aaron Kampman, DL<br>Bob Sanders, DB<br>Eric Steinbach, OL |
|      |  |      |   | 1994                                  | Dave Croston, OT  |      |  | 2023 | Jared DeVries, DT<br>Nick Gallery, P<br>Damien Robinson, DB<br>Sedrick Shaw, RB<br>Ross Verba, OT<br>Tavian Banks, RB<br>Jared DeVries, DL<br>Tim Dwight, WR/KR<br>Mike Goff, OL<br>Jared DeVries, DT<br>Aaron Kampman, DL<br>Bob Sanders, DB<br>Eric Steinbach, OL |
|      |  | 1995 |   |                                       | Jeff Drost, DT  |      | 2024   |      | Jared DeVries, DT<br>Nick Gallery, P<br>Damien Robinson, DB<br>Sedrick Shaw, RB<br>Ross Verba, OT<br>Tavian Banks, RB<br>Jared DeVries, DL<br>Tim Dwight, WR/KR<br>Mike Goff, OL<br>Jared DeVries, DT<br>Aaron Kampman, DL<br>Bob Sanders, DB<br>Eric Steinbach, OL |
|      |  |      | 1996  |                                       | Dave Haight, NG   | 2025 |  |      | Jared DeVries, DT<br>Nick Gallery, P<br>Damien Robinson, DB<br>Sedrick Shaw, RB<br>Ross Verba, OT<br>Tavian Banks, RB<br>Jared DeVries, DL<br>Tim Dwight, WR/KR<br>Mike Goff, OL<br>Jared DeVries, DT<br>Aaron Kampman, DL<br>Bob Sanders, DB<br>Eric Steinbach, OL |
|      |  |      |   | 1997                                  | Bob Kratch, OG  |      |  | 2026 | Jared DeVries, DT<br>Nick Gallery, P<br>Damien Robinson, DB<br>Sedrick Shaw, RB<br>Ross Verba, OT<br>Tavian Banks, RB<br>Jared DeVries, DL<br>Tim Dwight, WR/KR<br>Mike Goff, OL<br>Jared DeVries, DT<br>Aaron Kampman, DL<br>Bob Sanders, DB<br>Eric Steinbach, OL |
|      |  | 1998 |   |                                       |   |      | 2027   |      | Jared DeVries, DT<br>Nick Gallery, P<br>Damien Robinson, DB<br>Sedrick Shaw, RB<br>Ross Verba, OT<br>Tavian Banks, RB<br>Jared DeVries, DL<br>Tim Dwight, WR/KR<br>Mike Goff, OL<br>Jared DeVries, DT<br>Aaron Kampman, DL<br>Bob Sanders, DB<br>Eric Steinbach, OL |
|      |  |      | 1999  |                                       |   | 2028 |  |      | Jared DeVries, DT<br>Nick Gallery, P<br>Damien Robinson, DB<br>Sedrick Shaw, RB<br>Ross Verba, OT<br>Tavian Banks, RB<br>Jared DeVries, DL<br>Tim Dwight, WR/KR<br>Mike Goff, OL<br>Jared DeVries, DT<br>Aaron Kampman, DL<br>Bob Sanders, DB<br>Eric Steinbach, OL |
|      |  |      |   | 2000                                  |   |      |  | 2029 | Jared DeVries, DT<br>Nick Gallery, P<br>Damien Robinson, DB<br>Sedrick Shaw, RB<br>Ross Verba, OT<br>Tavian Banks, RB<br>Jared DeVries, DL<br>Tim Dwight, WR/KR<br>Mike Goff, OL<br>Jared DeVries, DT<br>Aaron Kampman, DL<br>Bob Sanders, DB<br>Eric Steinbach, OL |
|      |  | 2001 |   |                                       |   |      | 2030   |      | Jared DeVries, DT<br>Nick Gallery, P<br>Damien Robinson, DB<br>Sedrick Shaw, RB<br>Ross Verba, OT<br>Tavian Banks, RB<br>Jared DeVries, DL<br>Tim Dwight, WR/KR<br>Mike Goff, OL<br>Jared DeVries, DT<br>Aaron Kampman, DL<br>Bob Sanders, DB<br>Eric Steinbach, OL |
|      |  |      | 2002  |                                       |   | 2031 |  |      | Jared DeVries, DT<br>Nick Gallery, P<br>Damien Robinson, DB<br>Sedrick Shaw, RB<br>Ross Verba, OT<br>Tavian Banks, RB<br>Jared DeVries, DL<br>Tim Dwight, WR/KR<br>Mike Goff, OL<br>Jared DeVries, DT<br>Aaron Kampman, DL<br>Bob Sanders, DB<br>Eric Steinbach, OL |
|      |  |      |   | 2003                                  |   |      |  | 2032 | Jared DeVries, DT<br>Nick Gallery, P<br>Damien Robinson, DB<br>Sedrick Shaw, RB<br>Ross Verba, OT<br>Tavian Banks, RB<br>Jared DeVries, DL<br>Tim Dwight, WR/KR<br>Mike Goff, OL<br>Jared DeVries, DT<br>Aaron Kampman, DL<br>Bob Sanders, DB<br>Eric Steinbach, OL |
|      |  | 2004 |   |                                       |   |      | 2033   |      | Jared DeVries, DT<br>Nick Gallery, P<br>Damien Robinson, DB<br>Sedrick Shaw, RB<br>Ross Verba, OT<br>Tavian Banks, RB<br>Jared DeVries, DL<br>Tim Dwight, WR/KR<br>Mike Goff, OL<br>Jared DeVries, DT<br>Aaron Kampman, DL<br>Bob Sanders, DB<br>Eric Steinbach, OL |
|      |  |      | 2005  |                                       |   | 2034 |  |      | Jared DeVries, DT<br>Nick Gallery, P<br>Damien Robinson, DB<br>Sedrick Shaw, RB<br>Ross Verba, OT<br>Tavian Banks, RB<br>Jared DeVries, DL<br>Tim Dwight, WR/KR<br>Mike Goff, OL<br>Jared DeVries, DT<br>Aaron Kampman, DL<br>Bob Sanders, DB<br>Eric Steinbach, OL |
|      |  |      |   | 2006                                  |   |      |  | 2035 | Jared DeVries, DT<br>Nick Gallery, P<br>Damien Robinson, DB<br>Sedrick Shaw, RB<br>Ross Verba, OT<br>Tavian Banks, RB<br>Jared DeVries, DL<br>Tim Dwight, WR/KR<br>Mike Goff, OL<br>Jared DeVries, DT<br>Aaron Kampman, DL<br>Bob Sanders, DB<br>Eric Steinbach, OL |
|      |  | 2007 |   |                                       |   |      | 2036   |      | Jared DeVries, DT<br>Nick Gallery, P<br>Damien Robinson, DB<br>Sedrick Shaw, RB<br>Ross Verba, OT<br>Tavian Banks, RB<br>Jared DeVries, DL<br>Tim Dwight, WR/KR<br>Mike Goff, OL<br>Jared DeVries, DT<br>Aaron Kampman, DL<br>Bob Sanders, DB<br>Eric Steinbach, OL |
|      |  |      | 2008  |                                       |   | 2037 |  |      | Jared DeVries, DT<br>Nick Gallery, P<br>Damien Robinson, DB<br>Sedrick Shaw, RB<br>Ross Verba, OT<br>Tavian Banks, RB<br>Jared DeVries, DL<br>Tim Dwight, WR/KR<br>Mike Goff, OL<br>Jared DeVries, DT<br>Aaron Kampman, DL<br>Bob Sanders, DB<br>Eric Steinbach, OL |
|      |  |      |   | 2009                                  |   |      |  | 2038 | Jared DeVries, DT<br>Nick Gallery, P<br>Damien Robinson, DB<br>Sedrick Shaw, RB<br>Ross Verba, OT<br>Tavian Banks, RB<br>Jared DeVries, DL<br>Tim Dwight, WR/KR<br>Mike Goff, OL<br>Jared DeVries, DT<br>Aaron Kampman, DL<br>Bob Sanders, DB<br>Eric Steinbach, OL |
|      |  | 2010 |   |                                       |   |      | 2039   |      | Jared DeVries, DT<br>Nick Gallery, P<br>Damien Robinson, DB<br>Sedrick Shaw, RB<br>Ross Verba, OT<br>Tavian Banks, RB<br>Jared DeVries, DL<br>Tim Dwight, WR/KR<br>Mike Goff, OL<br>Jared DeVries, DT<br>Aaron Kampman, DL<br>Bob Sanders, DB<br>Eric Steinbach, OL |
|      |  |      | 2011  |                                       |   | 2040 |  |      | Jared DeVries, DT<br>Nick Gallery, P<br>Damien Robinson, DB<br>Sedrick Shaw, RB<br>Ross Verba, OT<br>Tavian Banks, RB<br>Jared DeVries, DL<br>Tim Dwight, WR/KR<br>Mike Goff, OL<br>Jared DeVries, DT<br>Aaron Kampman, DL<br>Bob Sanders, DB<br>Eric Steinbach, OL |
|      |  |      |   | 2012                                  |   |      |  | 2041 | Jared DeVries, DT<br>Nick Gallery, P<br>Damien Robinson, DB<br>Sedrick Shaw, RB<br>Ross Verba, OT<br>Tavian Banks, RB<br>Jared DeVries, DL<br>Tim Dwight, WR/KR<br>Mike Goff, OL<br>Jared DeVries, DT<br>Aaron Kampman, DL<br>Bob Sanders, DB<br>Eric Steinbach, OL |
|      |  | 2013 |   |                                       |   |      | 2042   |      | Jared DeVries, DT<br>Nick Gallery, P<br>Damien Robinson, DB<br>Sedrick Shaw, RB<br>Ross Verba, OT<br>Tavian Banks, RB<br>Jared DeVries, DL<br>Tim Dwight, WR/KR<br>Mike Goff, OL<br>Jared DeVries, DT<br>Aaron Kampman, DL<br>Bob Sanders, DB<br>Eric Steinbach, OL |
|      |  |      | 2014  |                                       |   | 2043 |  |      | Jared DeVries, DT<br>Nick Gallery, P<br>Damien Robinson, DB<br>Sedrick Shaw, RB<br>Ross Verba, OT<br>Tavian Banks, RB<br>Jared DeVries, DL<br>Tim Dwight, WR/KR<br>Mike Goff, OL<br>Jared DeVries, DT<br>Aaron Kampman, DL<br>Bob Sanders, DB<br>Eric Steinbach, OL |
|      |  |      |   | 2015                                  |   |      |  | 2044 | Jared DeVries, DT<br>Nick Gallery, P<br>Damien Robinson, DB<br>Sedrick Shaw, RB<br>Ross Verba, OT<br>Tavian Banks, RB<br>Jared DeVries, DL<br>Tim Dwight, WR/KR<br>Mike Goff, OL<br>Jared DeVries, DT<br>Aaron Kampman, DL<br>Bob Sanders, DB<br>Eric Steinbach, OL |
|      |  | 2016 |   |                                       |   |      | 2045   |      | Jared DeVries, DT<br>Nick Gallery, P<br>Damien Robinson, DB<br>Sedrick Shaw, RB<br>Ross Verba, OT<br>Tavian Banks, RB<br>Jared DeVries, DL<br>Tim Dwight, WR/KR<br>Mike Goff, OL<br>Jared DeVries, DT<br>Aaron Kampman, DL<br>Bob Sanders, DB<br>Eric Steinbach, OL |
|      |  |      | 2017  |                                       |   | 2046 |  |      | Jared DeVries, DT<br>Nick Gallery, P<br>Damien Robinson, DB<br>Sedrick Shaw, RB<br>Ross Verba, OT<br>Tavian Banks, RB<br>Jared DeVries, DL<br>Tim Dwight, WR/KR<br>Mike Goff, OL<br>Jared DeVries, DT<br>Aaron Kampman, DL<br>Bob Sanders, DB<br>Eric Steinbach, OL |
|      |  |      |   | 2018                                  |   |      |  | 2047 | Jared DeVries, DT<br>Nick Gallery, P<br>Damien Robinson, DB<br>Sedrick Shaw, RB<br>Ross Verba, OT<br>Tavian Banks, RB<br>Jared DeVries, DL<br>Tim Dwight, WR/KR<br>Mike Goff, OL<br>Jared DeVries, DT<br>Aaron Kampman, DL<br>Bob Sanders, DB<br>Eric Steinbach, OL |
|      |  | 2019 |   |                                       |   |      | 2048   |      | Jared DeVries, DT<br>Nick Gallery, P<br>Damien Robinson, DB<br>Sedrick Shaw, RB<br>Ross Verba, OT<br>Tavian Banks, RB<br>Jared DeVries, DL<br>Tim Dwight, WR/KR<br>Mike Goff, OL<br>Jared DeVries, DT<br>Aaron Kampman, DL<br>Bob Sanders, DB<br>Eric Steinbach, OL |
|      |  |      | 2020  |                                       |   | 2049 |  |      | Jared DeVries, DT<br>Nick Gallery, P<br>Damien Robinson, DB<br>Sedrick Shaw, RB<br>Ross Verba, OT<br>Tavian Banks, RB<br>Jared DeVries, DL<br>Tim Dwight, WR/KR<br>Mike Goff, OL<br>Jared DeVries, DT<br>Aaron Kampman, DL<br>Bob Sanders, DB<br>Eric Steinbach, OL |
|      |  |      |   | 2021                                  |   |      |  | 2050 | Jared DeVries, DT<br>Nick Gallery, P<br>Damien Robinson, DB<br>Sedrick Shaw, RB<br>Ross Verba, OT<br>Tavian Banks, RB<br>Jared DeVries, DL<br>Tim Dwight, WR/KR<br>Mike Goff, OL<br>Jared DeVries, DT<br>Aaron Kampman, DL<br>Bob Sanders, DB<br>Eric Steinbach, OL |
|      |  | 2022 |   |                                       |   |      | 2051   |      | Jared DeVries, DT<br>Nick Gallery, P<br>Damien Robinson, DB<br>Sedrick Shaw, RB<br>Ross Verba, OT<br>Tavian Banks, RB<br>Jared DeVries, DL<br>Tim Dwight, WR/KR<br>Mike Goff, OL<br>Jared DeVries, DT<br>Aaron Kampman, DL<br>Bob Sanders, DB<br>Eric Steinbach, OL |
|      |  |      | 2023  |                                       |   | 2052 |  |      | Jared DeVries, DT<br>Nick Gallery, P<br>Damien Robinson, DB<br>Sedrick Shaw, RB<br>Ross Verba, OT<br>Tavian Banks, RB<br>Jared DeVries, DL<br>Tim Dwight, WR/KR<br>Mike Goff, OL<br>Jared DeVries, DT<br>Aaron Kampman, DL<br>Bob Sanders, DB<br>Eric Steinbach, OL |
|      |  |      |   | 2024                                  |   |      |  | 2053 | Jared DeVries, DT<br>Nick Gallery, P<br>Damien Robinson, DB<br>Sedrick Shaw, RB<br>Ross Verba, OT<br>Tavian Banks, RB<br>Jared DeVries, DL<br>Tim Dwight, WR/KR<br>Mike Goff, OL<br>Jared DeVries, DT<br>Aaron Kampman, DL<br>Bob Sanders, DB<br>Eric Steinbach, OL |
|      |  | 2025 |   |                                       |   |      | 2054   |      | Jared DeVries, DT<br>Nick Gallery, P<br>Damien Robinson, DB<br>Sedrick Shaw, RB<br>Ross Verba, OT<br>Tavian Banks, RB<br>Jared DeVries, DL<br>Tim Dwight, WR/KR<br>Mike Goff, OL<br>Jared DeVries, DT<br>Aaron Kampman, DL<br>Bob Sanders, DB<br>Eric Steinbach, OL |
|      |  |      | 2026  |                                       |   | 2055 |  |      | Jared DeVries, DT<br>Nick Gallery, P<br>Damien Robinson, DB<br>Sedrick Shaw, RB<br>Ross Verba, OT<br>Tavian Banks, RB<br>Jared DeVries, DL<br>Tim Dwight, WR/KR<br>Mike Goff, OL<br>Jared DeVries, DT<br>Aaron Kampman, DL<br>Bob Sanders, DB<br>Eric Steinbach, OL |
|      |  |      |   | 2027                                  |   |      |  | 2056 | Jared DeVries, DT<br>Nick Gallery, P<br>Damien Robinson, DB<br>Sedrick Shaw, RB<br>Ross Verba, OT<br>Tavian Banks, RB<br>Jared DeVries, DL<br>Tim Dwight, WR/KR<br>Mike Goff, OL<br>Jared DeVries, DT<br>Aaron Kampman, DL<br>Bob Sanders, DB<br>Eric Steinbach, OL |
|      |  | 2028 |   |                                       |   |      | 2057   |      | Jared DeVries, DT<br>Nick Gallery, P<br>Damien Robinson, DB<br>Sedrick Shaw, RB<br>Ross Verba, OT<br>Tavian Banks, RB<br>Jared DeVries, DL<br>Tim Dwight, WR/KR<br>Mike Goff, OL<br>Jared DeVries, DT<br>Aaron Kampman, DL<br>Bob Sanders, DB<br>Eric Steinbach, OL |
|      |  |      | 2029  |                                       |   | 2058 |  |      | Jared DeVries, DT<br>Nick Gallery, P<br>Damien Robinson, DB<br>Sedrick Shaw, RB<br>Ross Verba, OT<br>Tavian Banks, RB<br>Jared DeVries, DL<br>Tim Dwight, WR/KR<br>Mike Goff, OL<br>Jared DeVries, DT<br>Aaron Kampman, DL<br>Bob Sanders, DB<br>Eric Steinbach, OL |
|      |  |      |   | 2030                                  |   |      |  | 2059 | Jared DeVries, DT<br>Nick Gallery, P<br>Damien Robinson, DB<br>Sedrick Shaw, RB<br>Ross Verba, OT<br>Tavian Banks, RB<br>Jared DeVries, DL<br>Tim Dwight, WR/KR<br>Mike Goff, OL<br>Jared DeVries, DT<br>Aaron Kampman, DL<br>Bob Sanders, DB<br>Eric Steinbach, OL |
|      |  | 2031 |   |                                       |   |      | 2060   |      | Jared DeVries, DT<br>Nick Gallery, P<br>Damien Robinson, DB<br>Sedrick Shaw, RB<br>Ross Verba, OT<br>Tavian Banks, RB<br>Jared DeVries, DL<br>Tim Dwight, WR/KR<br>Mike Goff, OL<br>Jared DeVries, DT<br>Aaron Kampman, DL<br>Bob Sanders, DB<br>Eric Steinbach, OL |
|      |  |      | 2032  |                                       |   | 2061 |  |      | Jared DeVries, DT<br>Nick Gallery, P<br>Damien Robinson, DB<br>Sedrick Shaw, RB<br>Ross Verba, OT<br>Tavian Banks, RB<br>Jared DeVries, DL<br>Tim Dwight, WR/KR<br>Mike Goff, OL<br>Jared DeVries, DT<br>Aaron Kampman, DL<br>Bob Sanders, DB<br>Eric Steinbach, OL |
|      |  |      |   | 2033                                  |   |      |  | 2062 | Jared DeVries, DT<br>Nick Gallery, P<br>Damien Robinson, DB<br>Sedrick Shaw, RB<br>Ross Verba, OT<br>Tavian Banks, RB<br>Jared DeVries, DL<br>Tim Dwight, WR/KR<br>Mike Goff, OL<br>Jared DeVries, DT<br>Aaron Kampman, DL<br>Bob Sanders, DB<br>Eric Steinbach, OL |
|      |  | 2034 |   |                                       |   |      | 2063   |      | Jared DeVries, DT<br>Nick Gallery, P<br>Damien Robinson, DB<br>Sedrick Shaw, RB<br>Ross Verba, OT<br>Tavian Banks, RB<br>Jared DeVries, DL<br>Tim Dwight, WR/KR<br>Mike Goff, OL<br>Jared DeVries, DT<br>Aaron Kampman, DL<br>Bob Sanders, DB<br>Eric Steinbach, OL |
|      |  |      | 2035  |                                       |   | 2064 |  |      | Jared DeVries, DT<br>Nick Gallery, P<br>Damien Robinson, DB<br>Sedrick Shaw, RB<br>Ross Verba, OT<br>Tavian Banks, RB<br>Jared DeVries, DL<br>Tim Dwight, WR/KR<br>Mike Goff, OL<br>Jared DeVries, DT<br>Aaron Kampman, DL<br>Bob Sanders, DB<br>Eric Steinbach, OL |
|      |  |      |   | 2036                                  |   |      |  | 2065 | Jared DeVries, DT<br>Nick Gallery, P<br>Damien Robinson, DB<br>Sedrick Shaw, RB<br>Ross Verba, OT<br>Tavian Banks, RB<br>Jared DeVries, DL<br>Tim Dwight, WR/KR<br>Mike Goff, OL<br>Jared DeVries, DT<br>Aaron Kampman, DL<br>Bob Sanders, DB<br>Eric Steinbach, OL |
|      |  | 2037 |   |                                       |   |      | 2066   |      | Jared DeVries, DT<br>Nick Gallery, P<br>Damien Robinson, DB<br>Sedrick Shaw, RB<br>Ross Verba, OT<br>Tavian Banks, RB<br>Jared DeVries, DL<br>Tim Dwight, WR/KR<br>Mike Goff, OL<br>Jared DeVries, DT<br>Aaron Kampman, DL<br>Bob Sanders, DB<br>Eric Steinbach, OL |
|      |  |      | 2038  |                                       |   | 2067 |  |      | Jared DeVries, DT<br>Nick Gallery, P<br>Damien Robinson, DB<br>Sedrick Shaw, RB<br>Ross Verba, OT<br>Tavian Banks, RB<br>Jared DeVries, DL<br>Tim Dwight, WR/KR<br>Mike Goff, OL<br>Jared DeVries, DT<br>Aaron Kampman, DL<br>Bob Sanders, DB<br>Eric Steinbach, OL |
|      |  |      |   | 2039                                  |   |      |  | 2068 | Jared DeVries, DT<br>Nick Gallery, P<br>Damien Robinson, DB<br>Sedrick Shaw, RB<br>Ross Verba, OT<br>Tavian Banks, RB<br>Jared DeVries, DL<br>Tim Dwight, WR/KR<br>Mike Goff, OL<br>Jared DeVries, DT<br>Aaron Kampman, DL<br>Bob Sanders, DB<br>Eric Steinbach, OL |
|      |  | 2040 |   |                                       |   |      | 2069   |      | Jared DeVries, DT<br>Nick Gallery, P<br>Damien Robinson, DB<br>Sedrick Shaw, RB<br>Ross Verba, OT<br>Tavian Banks, RB<br>Jared DeVries, DL<br>Tim Dwight, WR/KR<br>Mike Goff, OL<br>Jared DeVries, DT<br>Aaron Kampman, DL<br>Bob Sanders, DB<br>Eric Steinbach, OL |
|      |  |      | 2041  |                                       |   | 2070 |  |      | Jared DeVries, DT<br>Nick Gallery, P<br>Damien Robinson, DB<br>Sedrick Shaw, RB<br>Ross Verba, OT<br>Tavian Banks, RB<br>Jared DeVries, DL<br>Tim Dwight, WR/KR<br>Mike Goff, OL<br>Jared DeVries, DT<br>Aaron Kampman, DL<br>Bob Sanders, DB<br>Eric Steinbach, OL |
|      |  |      |   | 2042                                  |   |      |  | 2071 | Jared DeVries, DT<br>Nick Gallery, P<br>Damien Robinson, DB<br>Sedrick Shaw, RB<br>Ross Verba, OT<br>Tavian Banks, RB<br>Jared DeVries, DL<br>Tim Dwight, WR/KR<br>Mike Goff, OL<br>Jared DeVries, DT<br>Aaron Kampman, DL<br>Bob Sanders, DB<br>Eric Steinbach, OL |
|      |  | 2043 |   |                                       |   |      | 2072   |      | Jared DeVries, DT<br>Nick Gallery, P<br>Damien Robinson, DB<br>Sedrick Shaw, RB<br>Ross Verba, OT<br>Tavian Banks, RB<br>Jared DeVries, DL<br>Tim Dwight, WR/KR<br>Mike Goff, OL<br>J   |



## Second Team All-Big Ten

| Year | Name, Position     |
|------|--------------------|
| 1948 | Bob McKenzie, E    |
| 1949 | Jack Dittmer, E    |
| 1953 | Bill Fenton, E     |
| 1954 | Frank Gilliam, E   |
|      | John Hall, T       |
|      | Earl Smith, B      |
|      | Eddie Vincent, B   |
| 1955 | Eddie Vincent, B   |
| 1957 | Robert Cummings, G |
|      | Richard Klein, T   |
| 1958 | Gary Grouwinkel, G |
|      | Ray Jauch, HB      |
|      | Curt Merz, E       |
| 1959 | Bill Lapham, C     |
|      | Ray Jauch, HB      |
| 1960 | Sherwyn Thorson, G |
| 1961 | Bill Van Buren, C  |
|      | Al Hinton, T       |
|      | Sherwyn Thorson, G |
|      | Cloyd Webb, E      |
| 1962 | Earl McQuiston, G  |
| 1963 | Paul Krause, HB    |
|      | Cloyd Webb, E      |
| 1964 | John Niland, OG    |
| 1965 | Bill Briggs, DT    |
|      | Dan Hilsabeck, LB  |
| 1966 | Dick Gibbs, DB     |
|      | Dave Moreland, LB  |
| 1967 | Al Bream, E        |
|      | Silas McKinnie, FB |
|      | Steve Wilson, DB   |
| 1968 | Al Bream, E        |
|      | Steve Wilson, DB   |
| 1969 | Craig Clemons, DB  |
|      | Larry Ely, LB      |
|      | Ray Manning, E     |
|      | Layne McDowell, DT |
| 1970 | Craig Clemons, DB  |
|      | Layne McDowell, DT |
|      | Levi Mitchell, HB  |
|      | John Muller, OT    |
| 1971 | John Muller, OT    |
| 1972 | John Muller, OT    |
|      | Earl Douthitt      |
|      | Andre Jackson, LB  |
|      | Rick Penny, DB     |
| 1973 | Earl Douthitt, DB  |
| 1974 | Joe Devlin, OG     |
|      | Lynn Heil, E       |
| 1975 | Dave Bryant, MG    |
|      | Andre Jackson, LB  |
|      | Brandt Yocum, E    |
| 1976 | Tom Rusk, LB       |
| 1977 | John Harty, DT     |
|      | Tom Rusk, LB       |
| 1978 | Tom Rusk, LB       |
|      | Brad Reid, WR      |
|      | John Harty, DT     |
| 1979 | John Harty, DT     |
|      | Reggie Roby, P     |
| 1980 | Keith Chapelle, WR |
|      | Pat Dean, MG       |
|      | Jay Hilgenberg, C  |
|      | Andre Tippet, E    |

| Year | Name, Position      |
|------|---------------------|
| 1981 | Todd Simonsen, LB   |
| 1982 | John Alt, OT        |
|      | Joel Hilgenberg, C  |
|      | Brett Miller, OT    |
|      | Eddie Phillips, RB  |
|      | Larry Station, LB   |
| 1983 | Joel Hilgenberg, C  |
|      | Joe Levelis, OG     |
|      | Tony Wanckett, DL   |
| 1984 | Owen Gill, RB       |
|      | Jonathon Hayes, TE  |
|      | Mike Haight, OT     |
|      | Keith Hunterm DB    |
|      | Kevin Spitzig, LB   |
| 1985 | Mike Flagg, TE      |
|      | Bill Happel, WR     |
|      | Tom Humphrey, OG    |
|      | Devon Mitchell, DB  |
| 1986 | Mike Flagg, TE      |
|      | Rob Houghtlin, PK   |
| 1987 | Dick Sistrunk, DB   |
| 1988 | Jeff Koeppel, OLB   |
| 1989 | Jeff Koeppel, OLB   |
|      | Bill Anderson, OG   |
|      | Merton Hanks, DB    |
|      | Matt Ruhland, DL    |
| 1990 | Rob Baxley, OT      |
|      | Nick Bell, RB       |
|      | John Derby, LB      |
|      | Mike Devlin, C      |
|      | Matt Ruhland, DL    |
|      | Mike Titley, TE     |
| 1991 | Rob Baxley, OT      |
|      | John Derby, LB      |
|      | Alan Cross, TE      |
|      | Ron Geater, DL      |
|      | Mike Devlin, C      |
|      | Matt Rodgers, QB    |
| 1992 | Mike Devlin, C      |
|      | Alan Cross, TE      |
|      | Scott Davis, OT     |
|      | Mike Ferroni, OG    |
|      | Danan Hughes, WR    |
|      | Carlos James, DB    |
| 1993 | Larry Blue, DE      |
|      | Nick Gallery, P     |
|      | Matt Purdy, G       |
|      | Mike Wells, DL      |
| 1994 | Matt Purdy, G       |
|      | Parker Wildeman, DL |
| 1995 | Matt Purdy, G       |
|      | Bobby Diaco, LB     |
|      | Scott Slutzker, TE  |
| 1996 | Jared DeVries, DL   |
|      | Tim Dwight, WR      |
|      | Tom Knight, DB      |
|      | Damien Robinson, DB |
|      | Matt Sherman, QB    |
| 1997 | Tim Dwight, WR      |
|      | Plez Atkins, DB     |
|      | Derek Rose, C       |
| 1998 | Eric Thigpen, DB    |
| 1999 | Ladell Betts, RB    |
|      | Matt Bowen, DB      |
| 2000 | Ladell Betts, RB    |
|      | Kevin Kasper, WR    |

| Year | Name, Position                |
|------|-------------------------------|
| 2001 | Ladell Betts, RB              |
|      | Aaron Kampman, DL             |
|      | David Porter, OT              |
|      | Bob Sanders, DB               |
|      | Eric Steinbach, OG            |
| 2002 | David Porter, OT              |
|      | Fred Barr, LB                 |
|      | Howard Hodges, DL             |
|      | Nate Kaeding, K               |
|      | Derek Pagel, DB               |
|      | Fred Russel, RB               |
|      | Grant Steen, LB               |
| 2003 | Howard Hodges, DL             |
|      | Fred Russel, RB               |
|      | Chad Greenway, LB             |
|      | Abdul Hodge, LB               |
| 2004 | Abdul Hodge, LB               |
|      | Jonathon Babineaux, DL        |
|      | Clinton Solomon, WR           |
|      | Drew Tate, QB                 |
| 2005 | Abdul Hodge, LB               |
|      | Jovon Johnson, DB             |
|      | Kyle Schlicher, K             |
|      | Albert Young, RB              |
| 2006 | Scott Chandler, TE            |
|      | Mike Jones, OG                |
|      | Mike Klinkenborg, LB          |
|      | Marcus Paschal, DB            |
|      | Marshal Yanda, OT             |
| 2007 | Charles Godfrey, DB           |
|      | Mike Humpal, LB               |
|      | Mitch King, DL                |
|      | Bryan Mattison, DL            |
| 2008 | Pat Angerer, LB               |
|      | Rob Bruggeman, OL             |
|      | Bryan Bulaga, OL              |
|      | Kyle Calloway, OL             |
|      | Ryan Donahue, P               |
|      | Matt Kroul, DL                |
|      | Brandon Myers, TE             |
|      | Amari Speivey, DB             |
| 2009 | Kyle Calloway, OL             |
|      | Ryan Donahue, P               |
|      | A.J. Edds, LB                 |
|      | Rafael Eubanks, OL            |
|      | Brett Greenwood, DB           |
|      | Derrell Johnson-Koulianos, WR |
|      | Tony Moeaki, TE               |
|      | Dace Richardson, OL           |
|      | Amari Speivey, DB             |
| 2010 | Brett Greenwood, DB           |
|      | Jeremiha Hunter, LB           |
|      | Marvin McNutt, Jr., WR        |
|      | Riley Reiff, OL               |
|      | Allen Reisner, TE             |
|      | Karl Klug, DT                 |
|      | Julian Vandervelde, OL        |
| 2011 | Broderick Binns, DL           |
|      | Marcus Coker, RB              |
|      | Mike Daniels, DL              |
|      | Adam Gettis, OL               |
|      | Micah Hyde, DB                |
| 2012 | James Ferentz, OL             |

| Year | Name, Position         |
|------|------------------------|
| 2013 | Carl Davis, DL         |
|      | Anthony Hitchens, LB   |
|      | Mike Meyer, PK         |
|      | James Morris, LB       |
|      | Brett Van Sloten, OL   |
| 2014 | Quinton Alston, LB     |
|      | Austin Blythe, OL      |
|      | Carl Davis, DL         |
|      | Drew Ott, DL           |
|      | Louis Trinca-Pasat, DL |
| 2015 | C.J. Beathard, QB      |
|      | Austin Blythe, OL      |
|      | Josey Jewell, LB       |
|      | Marshall Koehn, PK     |
| 2016 | Josey Jewell, LB       |
|      | Jaleel Johnson, DL     |
|      | Desmond King, DB       |
| 2017 | Sean Welsh, OL         |
| 2018 | A.J. Epenesa, DE       |
|      | Noah Fant, TE          |
|      | T.J. Hockenson, TE     |
|      | Alaric Jackson, OL     |
|      | Anthony Nelson, DE     |
|      | Ross Reynolds, OL      |
| 2019 | Michael Ojemudia, DB   |
|      | Geno Stone, DB         |

## Third Team All-Big Ten

| Year | Name, Position       |
|------|----------------------|
| 2015 | Jordan Canzeri, RB   |
|      | Jordan Lomax, DB     |
|      | Nate Meier, DE       |
| 2016 | Ron Coluzzi, P       |
|      | Cole Croston, OL     |
|      | James Daniels, OL    |
|      | Akrum Wadley, RB     |
|      | Sean Welsh, OL       |
| 2017 | Noah Fant, TE        |
|      | Anthony Nelson, DL   |
|      | Akrum Wadley, RB     |
| 2018 | Anthony Nelson, DE   |
|      | Keegan Render, OL    |
|      | Ross Reynolds, OL    |
| 2019 | Alaric Jackson, OL   |
|      | Michael Ojemudia, DB |

**Note:** Individual Big Ten award winners are listed on p. 170.

| Year | Name, Position     | Year | Name, Position                        | Year | Name, Position  | Year | Name, Position  |
|------|--------------------|------|---------------------------------------|------|---|------|---|
| 1889 | Martin Sampson, HB | 1921 | Aubrey Devine, HB                     | 1960 | Jerry Mauren, HB  | 1980 | Kent Ellis, DB<br>John Harty, DT<br>Dean McKillip, FB<br>Matt Petrzela, OT<br>Bryan Skradis, DE<br>Phil Suess, QB     |
| 1890 | Arthur Smith, QB   | 1922 | Gordon Locke, FB                      | 1961 | Bill Van Buren, C<br>Wilburn Hollis, QB   |      |   |
| 1891 | Frank Pierce, QB   | 1923 | Glenn Miller, HB                      | 1962 | Larry Ferguson, HB  |      |   |
| 1892 | Allen Sanford, HB  | 1924 | Leland Parkin, QB                     | 1963 | Paul Krause, HB<br>Wally Hilgenberg, G  | 1981 | Tracy Crocker, DB<br>Pete Gales, QB<br>Bruce Kittle, OT<br>Andre Tippet, DE<br>Brad Webb, DE                          |
| 1893 | Lloyd Elliott, FB  | 1925 | Harold Griffen, C                     | 1964 | Tony Giacobazzi, E  |      |   |
| 1894 | Prince Sawyer, QB  | 1926 | Paul Smith, E                         | 1965 | Karl Noonan, FL   |      |   |
| 1895 | Kalita Leighton, G | 1927 | Emerson Nelson, T                     | 1966 | Dick Gibbs, DB<br>Dan Hilsabeck, LB   | 1982 | Mark Bortz, DT<br>Norm Granger, FB<br>Mike Hufford, TE<br>Brett Miller, OT<br>Bobby Stoops, DB                        |
| 1896 | Iver Iverson, C    | 1928 | Richard Brown, C                      | 1967 | Tony Williams, DB<br>Silas McKinnie, TB   |      |   |
| 1897 | J. Walker, G       | 1929 | Willis Glassgow, HB                   | 1968 | Ed Podolak, TB<br>Steve Wilson, DB  | 1983 | Norm Granger, FB<br>Jon Roehlk, OG<br>Dave Strobel, DE  |
| 1898 | Samuel Hobbs, FB   | 1930 | Grover Higdon, G                      | 1969 | Jon Meskimen, OL<br>Larry Ely, LB   | 1984 | Owen Gill, RB<br>Jonathan Hayes, TE<br>Paul Hufford, DT<br>Keith Hunter, DB<br>Kevin Spitzig, LB                      |
| 1899 | Moray Eby, T       | 1931 | Oliver Sansen, FB                     | 1970 | Ray Manning, TE<br>Dan McDonald, LB   |      |   |
| 1900 | John Griffith, FB  | 1932 | Marcus Magnussen, C                   | 1971 | Geoff Michelosen, OB<br>Craig Clemons, DB   | 1985 | Mike Haight, OT<br>Ronnie Harmon, RB<br>Chuck Long, QB<br>Hap Peterson, NG<br>Larry Station, LB                       |
| 1901 | Clyde Williams, QB | 1933 | Tom Moore, C                          | 1972 | Craig Darling, OL<br>Dave Harris, TB<br>Dave Simms, LB                                    |      |   |
| 1902 | H.S. Hollenbeck, G | 1934 | Russell Fisher, HB                    | 1973 | Dan Dickel, DE<br>Brian Rollins, SE<br>Roger Jerrick, C                                   | 1986 | Dave Croston, OT<br>George Davis, LB<br>Jeff Drost, DT<br>Ken Sims, DB<br>Mark Vlasic, QB                             |
| 1903 | C.H. Coulthard, E  | 1935 | Richard Crayne, FB                    | 1974 | Dan McCarney, OG<br>Earl Douthitt, DB   |      |   |
| 1904 | Nyle Jones, HB     | 1936 | John Hild, HB<br>Ted Osmaloski, C     | 1975 | Andre Jackson, LB<br>Brandt Yocom, TE   | 1987 | Kerry Burt, DB<br>Quinn Early, WR<br>Mike Flagg, TE<br>Dave Haight, NG<br>J.J. Puk, LB<br>Herb Wester, OT             |
| 1905 | A.E. McGowan, FB   | 1937 | Homer Harris, E                       | 1976 | Tom Grine, TE<br>Jim Caldwell, DB   |      |   |
| 1906 | George Allen, HB   | 1938 | Jack Eicherly, HB                     | 1977 | Jim Hilgenberg, C<br>Dean Moore, LB   | 1988 | Marv Cook, TE<br>Dave Haight, NG<br>Chuck Hartlieb, QB<br>Bob Kratch, OT<br>Jim Reilly, LB                            |
| 1907 | R.A. White, E      | 1939 | Erwin Prasse, E                       | 1978 | Jon Lazar, FB<br>Tom Rusk, LB<br>Tim Gutshall, LB<br>Dave Becker, DB                      |      |   |
| 1908 | Charles Kirk, FB   | 1940 | Mike Enich, T                         | 1979 | Jim Molini, DE<br>Mario Pace, DB<br>Sam Palladino, OT<br>Cedric Shaw, DB<br>Jim Swift, TE | 1989 | Bill Anderson, OL<br>Richard Bass, FB<br>Jeff Koeppel, DL<br>Tom Poholsky, QB<br>Brad Quast, LB<br>Anthony Wright, DB |
| 1909 | H.R. Gross, T      | 1941 | William Diehl, C                      |      |   |      |   |
| 1910 | M.W. Hyland, E     | 1943 | Robert Liddy, G<br>William Barbour, E |      |   |      |   |
| 1911 | J.R. Murphy, FB-HB | 1952 | Bill Fenton, E                        |      |   |      |   |
| 1912 | Henry Hanson, G    | 1953 | Andrew Hough, T                       |      |   |      |   |
| 1913 | Ralph McGinnis, FB | 1954 | George Broeder, FB                    |      |   |      |   |
| 1914 | A.H. Gunderson, E  | 1955 | Calvin Jones, G                       |      |   |      |   |
| 1915 | Irving Barron, T   | 1956 | Richard Deasy, T<br>Donald Suchy, C   |      |   |      |   |
| 1916 | Charles Laun, FB   | 1957 | Jim Gibbons, E                        |      |   |      |   |
| 1917 | J.E. Davis, HB     | 1958 | John Nocera, FB                       |      |   |      |   |
| 1918 | Ronald Reed, E     | 1959 | Don Norton, E<br>Ray Jauch, HB        |      |   |      |   |
| 1919 | Fred Lohman, FB    |      |                                       |      |   |      |   |
| 1920 | William Kelly, QB  |      |                                       |      |   |      |   |

| <b>Year</b> | <b>Name, Position</b>  | <b>Year</b> | <b>Name, Position</b>  | <b>Year</b> | <b>Name, Position</b>  |
|-------------|--|-------------|--|-------------|--|
| 1990        | Greg Aegerter, OL<br>Merton Hanks, DB<br>Jim Johnson, DL<br>Tony Stewart, RB                     | 2001        | Ladell Betts, RB<br>Aaron Kampman, DL<br>Kyle McCann, QB<br>Derek Pagel, DB<br>Matt Stockdale, DB                      | 2010        | Adrian Clayborn, DE<br>Brett Greenwood, DB<br>Karl Klug, DT<br>Brett Morse, FB<br>Ricky Stanzi, QB         |
| 1991        | Rob Baxley, OL<br>John Derby, LB<br>Matt Rodgers, QB<br>Leroy Smith, DE                          | 2002        | Brad Banks, QB<br>Fred Barr, LB<br>Colin Cole, DT<br>Nate Kaeding, PK<br>Bruce Nelson, C                               | 2011        | Mike Daniels, DL<br>Eric Guthrie, P<br>Marvin McNutt, Jr. WR<br>Tyler Nielsen, LB<br>James Vandenberg, QB  |
| 1992        | Mike Devlin, C<br>Bret Bielema, DL   | 2003        | Robert Gallery, OT<br>Howard Hodges, DE<br>Nate Kaeding, PK<br>Fred Russell, RB<br>Bob Sanders, DB                     | 2012        | James Ferentz, OL<br>Christian Kirksey, LB<br>Mike Meyer, PK<br>James Morris, LB<br>James Vandenberg, QB   |
| 1993        | Larry Blue, DE<br>Paul Burmeister, QB<br>Mike Wells, DT  | 2004        | Jonathan Babineaux, DL<br>Matt Roth, DE<br>Ed Hinkel, WR<br>Sean Considine, DB<br>Pete McMahon, OL<br>David Bradley, P | 2013        | Christian Kirksey, LB<br>Casey Kreiter, LS<br>James Morris, LB<br>Brett Van Sloten, OL<br>Mark Weisman, RB |
| 1994        | John Hartlieb, LB<br>Harold Jasper, WR<br>Ryan Terry, RB<br>Parker Wildeman, DL                  | 2005        | Brian Ferentz, OL<br>Ed Hinkel, WR<br>Marcus Schnoor, RB<br>Chad Greenway, LB<br>Abdul Hodge, LB                       | 2014        | Quinton Alston, LB<br>Brandon Scherff, OL<br>Louis Trinca-Pasat, DL<br>Mark Weisman, RB                    |
| 1995        | Lloyd Bickham, DL<br>Chris Jackson, DB<br>Matt Purdy, OL<br>Casey Wiegmann, OL                   | 2006        | Marshal Yanda, OL<br>Mike Elgin, OL<br>Miguel Merrick, DB<br>Mike Klinkenborg, LB<br>Bryan Mattison, DE                | 2015        | C.J. Beathard, QB<br>Austin Blythe, OL<br>Josey Jewell, LB<br>Jordan Lomax, DB<br>Drew Ott, DE             |
| 1996        | Bill Ennis-Inge, DE<br>Tom Knight, DB<br>Sedrick Shaw, RB<br>Ross Verba, OL                      | 2007        | Tom Busch, FB<br>Mike Humpal, LB<br>Bryan Mattison, DE<br>Daniel Olszta, OL<br>Albert Young, RB                        | 2016        | C.J. Beathard, QB<br>LeShun Daniels, RB<br>Josey Jewell, LB<br>Desmond King, DB<br>Ron Coluzzi, P          |
| 1997        | Kerry Cooks, DB<br>Tim Dwight, WR<br>Jon LaFleur, DT<br>Matt Sherman, QB                         | 2008        | Rob Bruggeman, OL<br>Shonn Greene, RB<br>Mitch King, DL<br>Matt Kroul, DL<br>Gavin McGrath, LB                         | 2017        | Joshua Jackson, DB<br>Josey Jewell, LB<br>Nate Stanley, QB<br>Kevin Ward, LB<br>Sean Welsh, OL             |
| 1998        | Michael Burger, FB<br>Jared DeVries, DT<br>Matt Hughes, LB<br>Derek Rose, OL                     | 2009        | Pat Angerer, LB<br>Adrian Clayborn, DE<br>A.J. Edds, LB<br>Tony Moeaki, TE<br>Ricky Stanzi, QB                         | 2018        | Jake Gervase, DB<br>Parker Hesse, DE<br>Keegan Render, OL<br>Nate Stanley, QB                              |
| 1999        | Matt Bowen, DB<br>Scott Pospisil, DL<br>Randy Reiners, QB<br>Travis Senters, LB<br>Rob Thein, FB |             |  | 2019        | Nate Stanley, QB<br>Geno Stone, DB<br>Brady Ross, FB<br>Kristian Welch, LB<br>Devonte Young, ST            |
| 2000        | Jason Baker, P<br>A.J. Blazek, OL<br>Anthony Herron, DL<br>Kevin Kasper, WR<br>LeVar Woods, LB   |             |  |             |  |



| Year | Name, Position        | Year | Name, Position  | Year | Name, Position   | Year | Name, Position   |
|------|-----------------------|------|---|------|--|------|--|
| 1924 | Leland Parkin, QB     | 1967 | Silas McKinnie, TB  | 1991 | Rob Baxley, OL<br>Gary Clark, DB<br>Rod Davis, DL<br>John Derby, LB<br>Jon Filloon, WR<br>Ron Geater, DT<br>Eddie Polly, DB<br>Matt Rodgers, QB<br>Mike Saunders, RB<br>Jeff Skillett, K<br>Leroy Smith, DL<br>Dave Turner, OL<br>Brian Wise, DB | 2005 | Abdul Hodge, LB<br>Chad Greenway, LB<br>Ed Hinkel, WR<br>Albert Young, RB                        |
| 1925 | Donald Graham, FB     | 1968 | Ed Podolak, TB  |      |  | 2006 | Mike Klinkenborg, LB<br>Marshal Yanda, OL  |
| 1926 | Nick Kutsch, HB       | 1969 | Larry Ely, LB   |      |  | 2007 | Tom Busch, FB<br>Mike Humpal, LB<br>Bryan Mattison, DE<br>Daniel Olszta, OL<br>Albert Young, RB  |
| 1927 | Emerson Nelson, T     | 1970 | Dave Clement, LB  |      |  | 2008 | Rob Bruggeman, OL<br>Shonn Greene, RB *<br>Mitch King, DL<br>Matt Kroul, DL<br>Gavin McGrath, LB |
| 1928 | Willis Glassgow, HB   | 1971 | Craig Clemons, DB   | 1992 | Mike Devlin, C<br>Carlos James, DB<br>Mike Wells, DT   |      |  |
| 1929 | Willis Glassgow, HB * | 1972 | Dan Dickel, DE  | 1993 | Larry Blue, DE<br>Paul Burmeister, QB<br>Harold Jasper, WR<br>Mike Wells, DT   | 2009 | Pat Angerer, LB<br>Ricky Stanzi, QB  |
| 1930 | Oliver Sansen, FB     | 1973 | Brian Rollins, SE   |      |  | 2010 | Karl Klug, DL<br>Ricky Stanzi, QB  |
| 1931 | Oliver Sansen, FB     | 1974 | Rob Fick, QB  | 1994 | Kent Kahl, FB<br>Marquis Porter, DB<br>Parker Wildeman, DL   | 2011 | Broderick Binns, DE<br>Marvin McNutt, Jr. WR   |
| 1932 | Joe Laws, HB          | 1975 | Andre Jackson, LB   |      |  | 2012 | James Ferentz, OL<br>Micah Hyde, DB  |
| 1933 | Joe Laws, HB *        | 1976 | Butch Caldwell, QB<br>Tom Grine, TE   | 1995 | Bobby Diaco, LB<br>Sedrick Shaw, RB<br>Casey Wiegmann, C   | 2013 | Anthony Hitchens, LB<br>Brandon Scherff, OL  |
| 1934 | Dick Crayne, FB       | 1977 | Dean Moore, LB<br>Rod Sears, DB   | 1996 | Tim Dwight, WR<br>Damien Robinson, DB<br>Sedrick Shaw, RB<br>Ross Verba, OT  | 2014 | Brandon Scherff, OL<br>Louis Trinca-Pasat, DL  |
| 1935 | Dick Crayne, FB       | 1978 | Brad Reid, SE   |      |  | 2015 | C.J. Beathard, QB<br>Desmond King, DB  |
| 1936 | Homer Harris, E       | 1979 | Dennis Mosley, RB   | 1997 | Tavian Banks, RB<br>Kerry Cooks, DB<br>Jared DeVries, DL<br>Tim Dwight, WR   | 2016 | C.J. Beathard, QB<br>LeShun Daniels, RB<br>Josey Jewell, LB                                      |
| 1937 | Bob Lannon, E         | 1980 | Keith Chappelle, WR   | 1998 | Jared DeVries, DL<br>Derek Rose, C   | 2017 | Josey Jewell, LB<br>Akrum Wadley, RB   |
| 1938 | Erwin Prasse, E       | 1981 | Mel Cole, LB  | 1999 | Ladell Betts, RB<br>Matt Bowen, DB   | 2018 | T.J. Hockenson, TE<br>Amani Hooker, DB   |
| 1939 | Nile Kinnick, HB *    | 1982 | Bobby Stoops, DB  | 2000 | Kevin Kasper, WR<br>LeVar Woods, LB  | 2019 | A.J. Epenesa, DE<br>Nate Stanley, QB   |
| 1940 | Mike Enich, T         | 1983 | Norm Granger, FB<br>Chuck Long, QB<br>Dave Moritz, WR   | 2001 | Ladell Betts, RB<br>Bob Sanders, DB  |      |  |
| 1941 | William Diehl, C      | 1984 | Ronnie Harmon, RB   | 2002 | Brad Banks, QB *<br>C.J. Jones, WR<br>Andrew Lightfoot, OG<br>Bruce Nelson, C<br>David Porter, OT<br>Ben Sobieski, OG<br>Eric Steinbach, OG<br>Fred Barr, LB<br>Scott Boleyn, DB<br>Colin Cole, DT<br>D.J. Johnson, DB<br>Derek Pagel, DB        |      |  |
| 1942 | Tom Farmer, QB        | 1985 | Nate Creer, DB<br>Mike Haight, OT<br>Bill Happel, SE<br>Ronnie Harmon, TB<br>Scott Helverson, WB<br>Tom Humphrey, OG<br>Chuck Long, QB *<br>George Millett, DE<br>Devon Mitchell, DB<br>Jay Norvell, DB<br>Kelly O'Brien, OG<br>Hap Peterson, NG<br>Larry Station, LB |      |  |      |  |
| 1943 | Bob Liddy, G          |      |   |      |  |      |  |
| 1944 | Bob Snyder, C         |      |   |      |  |      |  |
| 1945 | Arthur Johnson, FB    |      |   |      |  |      |  |
| 1946 | William Kay, T        |      |   |      |  |      |  |
| 1947 | Harold Schoener, E    |      |   |      |  |      |  |
| 1948 | Al DiMarco, QB        |      |   |      |  |      |  |
| 1949 | Jack Dittmer, E       |      |   |      |  |      |  |
| 1950 | Harold Bradley, T     |      |   |      |  |      |  |
| 1951 | Bill Reichardt, FB *  |      |   |      |  |      |  |
| 1952 | William Fenton, E     |      |   |      |  |      |  |
| 1953 | William Fenton, E     |      |   |      |  |      |  |
| 1954 | Warren Lawson, C      |      |   |      |  |      |  |
| 1955 | Jerry Reichow, QB     |      |   |      |  |      |  |
| 1956 | Ken Ploen, QB *       |      |   |      |  |      |  |
| 1957 | Bob Commings, G       |      |   |      |  |      |  |
| 1958 | Randy Duncan, QB *    |      |   |      |  |      |  |
| 1959 | Don Norton, E         |      |   |      |  |      |  |
| 1960 | Bernie Wyatt, HB      |      |   |      |  |      |  |
| 1961 | Al Hinton, T          |      |   |      |  |      |  |
| 1962 | Larry Ferguson, HB    |      |   |      |  |      |  |
| 1963 | Mike Reilly, G        |      |   |      |  |      |  |
| 1964 | Karl Noonan, FL       |      |   |      |  |      |  |
| 1965 | Dave Long, DE         |      |   |      |  |      |  |
| 1966 | Dick Gibbs, DB        |      |   |      |  |      |  |

\* -- won Chicago Tribune Silver Trophy given to Big Ten MVP

**1936 NFL Draft**

Rd. 1 Dick Crayne, Brooklyn (4th) FB

**1938 NFL Draft**

Rd. 5 Bob Lawson, Philadelphia

**1939 NFL Draft**

Rd. 16 Frank Balazs, Green Bay B

**1940 NFL Draft**

Rd. 2 Nile Kinnick, Brooklyn HB

Rd. 9 Erwin Prasse, Detroit E

Rd. 20 Henry Luebcke, Green Bay OL

**1941 NFL Draft**

Rd. 10 Mike Enich, Green Bay OL

**1942 NFL Draft**

Rd. 3 Bill Green, Green Bay FB

Rd. 10 Bill Diehl, Detroit OL

Rd. 20 Al Couppee, Washington B

**1943 NFL Draft**

Rd. 2 Tom Farmer, Cleveland RB

Rd. 8 Bill Parker, Cleveland E

Rd. 16 Bill Burkett, Brooklyn E

**1945 NFL Draft**

Rd. 2 Stan Mohrbacher, Detroit OL

Rd. 3 Forest Masterson, Chicago Bears C

Rd. 12 Ben Trickey, Detroit

Rd. 14 Chuck Uknes, Cleveland

Rd. 16 Jim Keane, Chicago Bears E

Rd. 17 Dick Hoerner, Cleveland RB

Rd. 17 Bruno Niedziela, Chicago Bears T

Rd. 19 Sam Vacanti, New York Giants

Rd. 21 Ted Curren, Brooklyn HB

**1946 NFL Draft**

Rd. 11 Tom Hand, Green Bay

**1947 NFL Draft**

Rd. 13 Bob Sullivan, Boston HB

Rd. 21 Hal Schoener, N.Y. Giants E

Rd. 22 Jim Smith, Washington QB

Rd. 29 Herb Schoener, Washington FB/E

**1947 AAFC Draft**

Rd. 16 Bruno Niedziela, Chicago Rockets T

Rd. 17 Bob Sullivan, L.A. Dons HB

Rd. 20 Russ Benda, Chicago Rockets OL

Rd. 24 Dave Day, Chicago Rockets OL

Dick Hoerner, Cleveland FB

**1948 NFL Draft**

Rd. 17 Joe Grothus, New York Giants OL

Rd. 21 Dick Woodward, N.Y. Giants C

Rd. 25 Jim Shoa, Boston

**1948 AAFC Draft**

Rd. 9 Lou King, Buffalo QB

**1949 NFL Draft**

Rd. 4 Bill Kay, New York Giants OL

Rd. 11 Jim Cozad, Los Angeles Rams OL

Rd. 18 Webb Halbert, Chicago Cardinals

Rd. 25 Ralph Doran, New York Giants HB

**1949 AAFC Draft**

Rd. 25 Joe Grothus, Baltimore OL

**1950 NFL Draft**

Rd. 9 Don Winslow, Washington OL

**1951 NFL Draft**

Rd. 25 Glenn Drah, Philadelphia QB

Rd. 30 Jerry Faske, San Francisco

**1952 NFL Draft**

Rd. 7 Bill Reichardt, Green Bay RB

Rd. 8 Hubert Johnson, Washington

**1954 NFL Draft**

Rd. 4 Jerry Hilgenberg, Cleveland OL

Rd. 12 Don Chelf, Baltimore G

Rd. 14 Jim Head, Cleveland

Rd. 16 Dusty Rice, New York Giants HB

**1955 NFL Draft**

Rd. 3 John Hall, Cleveland T

Rd. 16 Don Suchy, Cleveland OL

Rd. 20 Lou Matykievicz, Pittsburgh LB

Rd. 29 Dick Klein, Chicago Bears T

**1956 NFL Draft**

Rd. 4 Jerry Reichow, Detroit QB

Rd. 5 Jim Freeman, L.A. Rams E

Rd. 9 Cal Jones, Detroit OL

Rd. 6 Eddie Vincent, L.A. Rams HB

Rd. 12 Roger Swedberg, San Francisco OL

**1957 NFL Draft**

Rd. 7 Frank Gilliam, Green Bay E

Rd. 10 Don Dobrino, Washington HB

Rd. 16 John Nocera, Philadelphia LB

Rd. 19 Ken Ploen, Cleveland QB

**1958 NFL Draft**

Rd. 1 Alex Karras, Detroit (10th) DT

Rd. 4 Frank Rigney, Philadelphia T

Rd. 5 Jim Gibbons, Cleveland E

Rd. 14 Bill Lapham, Philadelphia C

Rd. 17 Bill VanBuren, Philadelphia OL

Rd. 18 John Burroughs, Philadelphia T

Rd. 26 Frank Bloomquist, Washington OL

**1959 NFL Draft**

Rd. 1 Randy Duncan, Green Bay (1st) QB

Rd. 6 Mac Lewis, Chicago Cardinals OT

Rd. 7 Mitch Ogiego, Washington QB

Rd. 28 Fred Long, Baltimore FB

**1960 NFL Draft**

Rd. 2 Bob Jeter, Green Bay DB/HB

Rd. 3 Curt Merz, Philadelphia E

Rd. 5 Don Norton, Philadelphia E

Rd. 18 Charley Lee, Pittsburgh T

Rd. 19 Bob Hain, Philadelphia OL

**1960 AFL Draft**

1st pick Bob Hain, L.A. Chargers OL

1st pick Don Horn, L.A. Chargers FB

1st pick Ray Jauch, Buffalo HB

1st pick Bob Jeter, L.A. Chargers DB/HB

1st pick Curt Merz, New York Titans E

1st pick Don Norton, Minneapolis E

1st pick Olen Treadway, Denver QB

**1961 NFL Draft**

Rd. 14 Willie Fleming, Philadelphia HB

Rd. 19 Bernie Wyatt, Pittsburgh HB

Exp. Bill Lapham, Minnesota C

**1961 AFL Draft**

Rd. 10 Charley Lee, Houston T

**1962 NFL Draft**

Rd. 4 Larry Ferguson, Detroit RB

Rd. 7 Sherwyn Thorson, L.A. Rams OL

Rd. 9 Wilburn Hollis, St. Louis QB

Rd. 13 Bill Whisler, San Francisco E

**1962 AFL Draft**

Rd. 3 Sherwyn Thorson, Boston OL

Rd. 6 Al Hinton, Dallas Texans T

Rd. 13 Wilburn Hollis, New York Titans QB

Rd. 17 Larry Ferguson, Oakland HB

Rd. 23 Bill VanBuren, Houston C

Rd. 32 Bernie Wyatt, Houston HB

**1963 NFL Draft**

Rd. 10 Earl McQuiston, Green Bay OL

Rd. 12 Bill Perkins, Dallas Cowboys FB/E

Rd. 14 Joe Williams, New York Giants FB

Rd. 15 Matt Szykowny, Pittsburgh QB

**1964 NFL Draft**

Rd. 2 Paul Krause, Washington DB

Rd. 4 Wally Hilgenberg LB

Rd. 4 Mike Reilly, Chicago Bears LB

Rd. 12 Bob Sherman, Pittsburgh B

Rd. 13 Cloyd Webb, Chicago Bears DE

Rd. 17 Gus Kasapis, Chicago Bears T

**NOTE:** Players selected in the first round of the NFL Draft have the number of their selection included.

**1964 AFL Draft**

|        |                          |    |
|--------|--------------------------|----|
| Rd. 5  | Mike Reilly, Buffalo     | LB |
| Rd. 8  | Wally Hilgenberg, Denver | LB |
| Rd. 11 | Cloyd Webb, Buffalo      | DE |
| Rd. 12 | Paul Krause, Denver      | DB |

**1965 NFL Draft**

|        |                            |   |
|--------|----------------------------|---|
| Rd. 20 | Tony Giacobazzi, St. Louis | E |
|--------|----------------------------|---|

**1966 NFL Draft**

|        |                               |    |
|--------|-------------------------------|----|
| Rd. 1  | John Niland, Dallas (5th)     | OG |
| Rd. 3  | Al Randolph, San Francisco    | DB |
| Rd. 3  | Dave Long, St. Louis          | DE |
| Rd. 4  | Gary Snook, St. Louis         | QB |
| Rd. 5  | Bill Briggs, New York Giants  | DE |
| Rd. 11 | Cliff Wilder, New York Giants | E  |
| Exp.   | Dave Recher, Atlanta          | C  |
| Exp.   | Bob Sherman, Atlanta          | B  |

**1966 AFL Draft**

|        |                      |    |
|--------|----------------------|----|
| Rd. 6  | Dave Long, Houston   | DE |
| Rd. 13 | John Niland, Oakland | OG |

**1966 AFL Redshirt Draft**

|       |                          |  |
|-------|--------------------------|--|
| Rd. 6 | Joe Beauchamp, San Diego |  |
|-------|--------------------------|--|

**1967 NFL/AFL Draft**

|        |                           |    |
|--------|---------------------------|----|
| Rd. 7  | Bob Ziolkowski, Green Bay | T  |
| Rd. 13 | Rich Gibbs, San Francisco | DB |

**1969 NFL/AFL Draft**

|        |                         |    |
|--------|-------------------------|----|
| Rd. 2  | Ed Podolak, Kansas City | RB |
| Rd. 14 | Al Bream, Kansas City   | WR |

**1970 NFL Draft**

|        |                         |    |
|--------|-------------------------|----|
| Rd. 4  | Paul Laaveg, Washington | OL |
| Rd. 6  | Mike Cilek, Cleveland   | QB |
| Rd. 13 | Rich Stepanek, Atlanta  | OL |
| Rd. 16 | Larry Ely, Cincinnati   | LB |

**1971 NFL Draft**

|        |                            |    |
|--------|----------------------------|----|
| Rd. 6  | Kerry Reardon, Kansas City | DB |
| Rd. 9  | Tim Sullivan, Minnesota    | FB |
| Rd. 10 | Layne McDowell, Boston     | OL |

**1972 NFL Draft**

|       |                               |    |
|-------|-------------------------------|----|
| Rd. 1 | Craig Clemons, Chicago (12th) | DB |
| Rd. 6 | Charles Bolden, Dallas        | DB |
| Rd. 9 | Larry Horton, Chicago         | DT |

**1973 NFL Draft**

|        |                           |    |
|--------|---------------------------|----|
| Rd. 7  | John Muller, Green Bay    | OL |
| Rd. 8  | Craig Darling, Minnesota  | OL |
| Rd. 8  | Bill Windauer, Baltimore  | DT |
| Rd. 15 | Charles Cross, Pittsburgh | DB |

**1974 NFL Draft**

|       |                       |    |
|-------|-----------------------|----|
| Rd. 7 | Dan Dickel, Baltimore | LB |
|-------|-----------------------|----|

**1975 NFL Draft**

|       |                        |    |
|-------|------------------------|----|
| Rd. 7 | Earl Douthitt, Chicago | DB |
|-------|------------------------|----|

**1976 NFL Draft**

|       |                                 |    |
|-------|---------------------------------|----|
| Rd. 1 | Rod Walters, Kansas City (14th) | OL |
| Rd. 2 | Joe Devlin, Buffalo             | OL |
| Rd. 2 | Jim Jensen, Dallas              | RB |
| Rd. 7 | Rod Wellington, Kansas City     | RB |
| Rd. 9 | Warren Peiffer, New Orleans     | DT |
| Exp.  | Earl Douthitt, Tampa Bay        | DB |
| Exp.  | Larry Ely, Tampa Bay            | LB |

**1978 NFL Draft**

|        |                           |    |
|--------|---------------------------|----|
| Rd. 9  | Dean Moore, San Francisco | LB |
| Rd. 10 | Barry Tomasetti, Dallas   | DL |

**1979 NFL Draft**

|        |                           |    |
|--------|---------------------------|----|
| Rd. 9  | Tom Rusk, New York Giants | LB |
| Rd. 12 | Dave Becker, Chicago      | DB |

**1980 NFL Draft**

|       |                          |    |
|-------|--------------------------|----|
| Rd. 9 | Dennis Mosley, Minnesota | RB |
| Rd. 9 | Jim Swift, Seattle       | TE |

**1981 NFL Draft**

|        |                           |    |
|--------|---------------------------|----|
| Rd. 2  | John Harty, San Francisco | DL |
| Rd. 11 | Keith Chappelle, Atlanta  | WR |
| Rd. 11 | Matt Petrzalka, San Diego | OL |

**1982 NFL Draft**

|       |                                 |    |
|-------|---------------------------------|----|
| Rd. 1 | Ron Hallstrom, Green Bay (22nd) | OL |
| Rd. 2 | Andre Tippet, New England       | LB |

**1983 NFL Draft**

|       |                       |    |
|-------|-----------------------|----|
| Rd. 5 | Brett Miller, Atlanta | OL |
| Rd. 6 | Reggie Roby, Miami    | P  |
| Rd. 8 | Mark Bortz, Chicago   | OL |

**1984 NFL Draft**

|        |                              |    |
|--------|------------------------------|----|
| Rd. 1  | John Alt, Kansas City (21st) | OL |
| Rd. 4  | Joel Hilgenberg, New Orleans | OL |
| Rd. 5  | Norm Granger, Dallas         | FB |
| Rd. 6  | Joe Levelis, Dallas          | OL |
| Rd. 10 | Dave Moritz, San Francisco   | SE |

**1985 NFL Draft**

|       |                          |    |
|-------|--------------------------|----|
| Rd. 2 | Owen Gill, Seattle       | FB |
| Rd. 2 | Jon Hayes, Kansas City   | TE |
| Rd. 3 | George Little, Miami     | DL |
| Rd. 8 | Dave Strobel, Cincinnati | DE |

**1986 NFL Draft**

|        |                                   |    |
|--------|-----------------------------------|----|
| Rd. 1  | Chuck Long, Detroit (12th)        | QB |
| Rd. 1  | Ronnie Harmon, Buffalo (16th)     | RB |
| Rd. 1  | Mike Haight, New York Jets (22nd) | OL |
| Rd. 4  | Devon Mitchell, Detroit           | DB |
| Rd. 11 | Larry Station, Pittsburgh         | LB |

**1987 NFL Draft**

|       |                            |    |
|-------|----------------------------|----|
| Rd. 3 | Dave Croston, Green Bay    | OL |
| Rd. 3 | Chris Gambol, Indianapolis | OL |
| Rd. 4 | Mark Vlasic, San Diego     | QB |
| Rd. 8 | Jeff Drost, Green Bay      | DL |

**1988 NFL Draft**

|        |                            |    |
|--------|----------------------------|----|
| Rd. 3  | Quinn Early, San Diego     | WR |
| Rd. 4  | Kevin Harmon, Seattle      | RB |
| Rd. 5  | Herb Wester, Cincinnati    | OL |
| Rd. 10 | Joe Schuster, Philadelphia | DL |

**1989 NFL Draft**

|        |                             |    |
|--------|-----------------------------|----|
| Rd. 3  | Marv Cook, New England      | TE |
| Rd. 3  | Bob Kratch, New York Giants | OL |
| Rd. 3  | Joe Mott, New York Jets     | LB |
| Rd. 12 | Chuck Hartlieb, Houston     | QB |

**1990 NFL Draft**

|        |                           |    |
|--------|---------------------------|----|
| Rd. 7  | Bill Anderson, Chicago    | OL |
| Rd. 10 | Brad Quast, New York Jets | LB |

**1991 NFL Draft**

|        |                             |    |
|--------|-----------------------------|----|
| Rd. 2  | Nick Bell, LA Raiders       | RB |
| Rd. 5  | Merton Hanks, San Francisco | DB |
| Rd. 10 | Michael Titley, Miami       | TE |
| Rd. 11 | Tony Stewart, Seattle       | RB |

**1992 NFL Draft**

|        |                           |    |
|--------|---------------------------|----|
| Rd. 7  | Ron Geater, Denver        | DL |
| Rd. 8  | Mike Saunders, Pittsburgh | RB |
| Rd. 11 | Rob Baxley, Phoenix       | OL |
| Rd. 12 | Matt Rodgers, Buffalo     | QB |

**1993 NFL Draft**

|       |                              |    |
|-------|------------------------------|----|
| Rd. 5 | Mike Devlin, Buffalo         | OL |
| Rd. 6 | Scott Davis, New York Giants | OL |
| Rd. 7 | Danan Hughes, Kansas City    | WR |

**1994 NFL Draft**

|       |                       |    |
|-------|-----------------------|----|
| Rd. 4 | Mike Wells, Minnesota | DL |
|-------|-----------------------|----|

**1995 NFL Draft**

|       |                        |    |
|-------|------------------------|----|
| Rd. 6 | Fritz Fequiere, Denver | OL |
|-------|------------------------|----|

**1996 NFL Draft**

|       |                              |    |
|-------|------------------------------|----|
| Rd. 3 | Scott Slutzker, Indianapolis | TE |
|-------|------------------------------|----|

**1997 NFL Draft**

|       |                               |    |
|-------|-------------------------------|----|
| Rd. 1 | Tom Knight, Arizona (9th)     | DB |
| Rd. 1 | Ross Verba, Green Bay (30th)  | OL |
| Rd. 3 | Sedrick Shaw, New England     | RB |
| Rd. 4 | Damien Robinson, Philadelphia | DB |

**1998 NFL Draft**

|       |                            |    |
|-------|----------------------------|----|
| Rd. 3 | Mike Goff, Cincinnati      | OL |
| Rd. 4 | Tavian Banks, Jacksonville | RB |
| Rd. 4 | Tim Dwight, Atlanta        | WR |
| Rd. 5 | Kerry Cooks, Minnesota     | DB |

Exp. -- expansion selections

**1999 NFL Draft**

|       |                        |    |
|-------|------------------------|----|
| Rd. 3 | Jared DeVries, Detroit | DL |
| Rd. 6 | Eric Thigpen, Atlanta  | DB |

**2000 NFL Draft**

|       |                              |    |
|-------|------------------------------|----|
| Rd. 5 | Austin Wheatley, New Orleans | TE |
| Rd. 6 | Matt Bowen, St. Louis        | DB |

**2001 NFL Draft**

|       |                      |    |
|-------|----------------------|----|
| Rd. 6 | Kevin Kasper, Denver | WR |
|-------|----------------------|----|

**2002 NFL Draft**

|       |                          |    |
|-------|--------------------------|----|
| Rd. 2 | Ladell Betts, Washington | RB |
| Rd. 5 | Aaron Kampman, Green Bay | DL |
| Rd. 6 | Kahlil Hill, Atlanta     | WR |

**2003 NFL Draft**

|       |                                   |    |
|-------|-----------------------------------|----|
| Rd. 1 | Dallas Clark, Indianapolis (24th) | TE |
| Rd. 2 | Eric Steinbach, Cincinnati        | OL |
| Rd. 2 | Bruce Nelson, Carolina            | C  |
| Rd. 5 | Derek Pagel, New York Jets        | DB |
| Rd. 5 | Ben Sobieski, Buffalo             | OL |

**2004 NFL Draft**

|       |                               |    |
|-------|-------------------------------|----|
| Rd. 1 | Robert Gallery, Oakland (2nd) | OL |
| Rd. 2 | Bob Sanders, Indianapolis     | DB |
| Rd. 3 | Nate Kaeding, San Diego       | PK |
| Rd. 7 | Jared Clauss, Tennessee       | DL |
| Rd. 7 | Erik Jensen, St. Louis        | TE |

**2005 NFL Draft**

|       |                              |    |
|-------|------------------------------|----|
| Rd. 2 | Matt Roth, Miami             | DE |
| Rd. 2 | Jonathan Babineaux, Atlanta  | DL |
| Rd. 4 | Sean Considine, Philadelphia | DB |
| Rd. 6 | Tony Jackson, Seattle        | TE |
| Rd. 6 | Pete McMahon, Oakland        | OL |

**2006 NFL Draft**

|       |                                 |    |
|-------|---------------------------------|----|
| Rd. 1 | Chad Greenway, Minnesota (17th) | LB |
| Rd. 3 | Abdul Hodge, Green Bay          | LB |

**2007 NFL Draft**

|       |                           |    |
|-------|---------------------------|----|
| Rd. 3 | Marshal Yanda, Baltimore  | OL |
| Rd. 4 | Scott Chandler, San Diego | TE |
| Rd. 7 | Mike Elgin, New England   | OL |

**2008 NFL Draft**

|       |                           |    |
|-------|---------------------------|----|
| Rd. 3 | Charles Godfrey, Carolina | DB |
| Rd. 4 | Ken Iwebema, Arizona      | DE |
| Rd. 6 | Mike Humpal, Pittsburgh   | LB |

**2009 NFL Draft**

|       |                             |    |
|-------|-----------------------------|----|
| Rd. 3 | Shonn Greene, New York Jets | RB |
| Rd. 3 | Bradley Fletcher, St. Louis | DB |
| Rd. 4 | Seth Olsen, Denver          | OL |
| Rd. 6 | Brandon Myers, Oakland      | TE |

**2010 NFL Draft**

|       |                                |    |
|-------|--------------------------------|----|
| Rd. 1 | Bryan Bulaga, Green Bay (23rd) | OL |
| Rd. 2 | Pat Angerer, Indianapolis      | LB |
| Rd. 3 | Amari Spivey, Detroit          | DB |
| Rd. 3 | Tony Moeaki, Kansas City       | TE |
| Rd. 4 | A.J. Edds, Miami               | LB |
| Rd. 6 | Kyle Calloway, Buffalo         | OL |

**2011 NFL Draft**

|       |                                   |    |
|-------|-----------------------------------|----|
| Rd. 1 | Adrian Clayborn, Tampa Bay (20th) | DE |
| Rd. 4 | Christian Ballard, Minnesota      | DL |
| Rd. 5 | Ricky Stanzi, Kansas City         | QB |
| Rd. 5 | Karl Klug, Tennessee              | DL |
| Rd. 5 | Julian Vandervelde, Philadelphia  | OL |
| Rd. 6 | Tyler Sash, New York Giants       | DB |

**2012 NFL Draft**

|       |                                  |    |
|-------|----------------------------------|----|
| Rd. 1 | Riley Reiff, Detroit (23rd)      | OL |
| Rd. 4 | Mike Daniels, Green Bay          | DL |
| Rd. 5 | Adam Gettis, Washington          | OL |
| Rd. 5 | Shaun Prater, Cincinnati         | DB |
| Rd. 6 | Marvin McNutt, Jr., Philadelphia | WR |
| Rd. 7 | Jordan Bernstine, Washington     | DB |

**2013 NFL Draft**

|       |                       |    |
|-------|-----------------------|----|
| Rd. 5 | Micah Hyde, Green Bay | DB |
|-------|-----------------------|----|

**2014 NFL Draft**

|       |                              |    |
|-------|------------------------------|----|
| Rd. 3 | C.J. Fiedorowicz, Houston    | TE |
| Rd. 3 | Christian Kirksey, Cleveland | LB |
| Rd. 4 | Anthony Hitchens, Dallas     | LB |

**2015 NFL Draft**

|       |                                   |    |
|-------|-----------------------------------|----|
| Rd. 1 | Brandon Scherff, Washington (5th) | OL |
| Rd. 3 | Carl Davis, Baltimore             | DL |
| Rd. 4 | Andrew Donnal, St. Louis          | OL |

**2016 NFL Draft**

|       |                             |    |
|-------|-----------------------------|----|
| Rd. 7 | Austin Blythe, Indianapolis | OL |
|-------|-----------------------------|----|

**2017 NFL Draft**

|       |                              |    |
|-------|------------------------------|----|
| Rd. 3 | C.J. Beathard, San Francisco | QB |
| Rd. 4 | Jaleel Johnson, Minnesota    | DL |
| Rd. 5 | George Kittle, San Francisco | TE |
| Rd. 5 | Desmond King, LA Chargers    | DB |

**2018 NFL Draft**

|       |                                   |    |
|-------|-----------------------------------|----|
| Rd. 2 | James Daniels, Chicago Bears      | OL |
| Rd. 2 | Joshua Jackson, Green Bay Packers | DB |
| Rd. 4 | Josey Jewell, Denver Broncos      | LB |

**2019 NFL Draft**

|       |                                     |    |
|-------|-------------------------------------|----|
| Rd. 1 | T.J. Hockenson, Detroit Lions (8th) | TE |
| Rd. 1 | Noah Fant, Denver Broncos (20th)    | TE |
| Rd. 4 | Anthony Nelson,                     |    |
|       | Tampa Bay Buccaneers                | DE |
| Rd. 4 | Amani Hooker, Tennessee Titans      | DB |

**2020 NFL Draft**

|       |                                  |    |
|-------|----------------------------------|----|
| Rd. 1 | Tristan Wirfs,                   |    |
|       | Tampa Bay Buccaneers (13th)      | OL |
| Rd. 2 | A.J. Epenesa, Buffalo Bills      | DE |
| Rd. 3 | Michael Ojemudia, Denver Broncos | DB |
| Rd. 7 | Geno Stone, Baltimore Ravens     | DB |
| Rd. 7 | Nate Stanley, Minnesota Vikings  | QB |

*Exp. -- expansion selections***Iowa Draft Selections  
Under Kirk Ferentz (75)****By Position**

|                  |           |
|------------------|-----------|
| Offensive Line:  | 18        |
| Tight End:       | 11        |
| Quarterback:     | 3         |
| Wide Receiver:   | 3         |
| Running Back:    | 2         |
| Defensive Backs: | 16        |
| Defensive Line:  | 13        |
| Linebackers:     | 8         |
| Kickers:         | 1         |
| <b>Total</b>     | <b>75</b> |

**By Round**

|                |           |
|----------------|-----------|
| First Round:   | 10        |
| Second Round:  | 10        |
| Third Round:   | 13        |
| Fourth Round:  | 13        |
| Fifth Round:   | 12        |
| Sixth Round:   | 10        |
| Seventh Round: | 7         |
| <b>Total</b>   | <b>75</b> |



**Hawkeyes in the NFL (as of October, 2020)**

| Player            | Pos. | Current Team         | NFL Service |
|-------------------|------|----------------------|-------------|
| C.J. Beathard     | QB   | San Francisco 49'ers | 3 years     |
| Austin Blythe     | OL   | Los Angeles Rams     | 4 years     |
| Ike Boettger      | OL   | Buffalo Bills        | 2 years     |
| Bryan Bulaga      | OL   | San Diego Chargers   | 11 years    |
| Adrian Clayborn   | DE   | Cleveland Browns     | 10 years    |
| James Daniels     | OL   | Chicago Bears        | 2 years     |
| Mike Daniels      | DL   | Cincinnati Bengals   | 9 years     |
| Carl Davis        | DL   | Jacksonville Jaguars | 6 years     |
| Andrew Donnal     | OL   | Indianapolis Colts   | 6 years     |
| A.J. Epenesa      | DE   | Buffalo Bills        | 1st year    |
| Noah Fant         | TE   | Denver Broncos       | 1 year      |
| James Ferentz     | OL   | New England Patriots | 7 years     |
| Parker Hesse      | TE   | Tennessee Titans     | 1 year      |
| Anthony Hitchens  | LB   | Kansas City Chiefs   | 6 years     |
| T.J. Hockenson    | TE   | Detroit Lions        | 1 year      |
| Amani Hooker      | DB   | Tennessee Titans     | 1 year      |
| Micah Hyde        | DB   | Buffalo Bills        | 8 years     |
| Josh Jackson      | DB   | Green Bay Packers    | 2 years     |
| Josey Jewell      | LB   | Denver Broncos       | 2 years     |
| Jaleel Johnson    | DL   | Minnesota Vikings    | 3 years     |
| Desmond King      | DB   | Los Angeles Chargers | 3 years     |
| Christian Kirksey | LB   | Green Bay Packers    | 6 years     |
| George Kittle     | TE   | San Francisco 49'ers | 3 years     |
| Casey Kreiter     | LS   | New York Giants      | 5 years     |
| Cedrick Lattimore | DL   | Seattle Seahawks     | 1st year    |
| Greg Mabin        | DB   | Tennessee Titans     | 3 years     |
| Anthony Nelson    | DE   | Tampa Bay Buccaneers | 1 year      |
| Matt Nelson       | OL   | Detroit Lions        | 1 year      |
| Ben Niemann       | LB   | Kansas City Chiefs   | 2 years     |
| Michael Ojemudia  | DB   | Denver Broncos       | 1st year    |
| Riley Reiff       | OL   | Minnesota Vikings    | 9 years     |
| Brandon Scherff   | OL   | Washington Redskins  | 6 years     |
| Nate Stanley      | QB   | Minnesota Vikings    | 1st year    |
| Geno Stone        | DB   | Baltimore Ravens     | 1st year    |
| Kristian Welch    | LB   | Baltimore Ravens     | 1st year    |
| Tristan Wirfs     | OL   | Tampa Bay Buccaneers | 1st year    |

**Free Agents**

| Player        | Pos. | Recent Team          | NFL Service |
|---------------|------|----------------------|-------------|
| Nick Easley   | WR   | Buffalo Bills        | 1 year      |
| Jake Gervase  | DB   | Los Angeles Rams     | 1 year      |
| Ross Reynolds | OL   | San Francisco 49'ers | 1 year      |
| Nate Wieting  | TE   | Miami Dolphins       | 1st year    |

**Hawkeyes in the Canadian Football League**

| Player          | Pos. | Current Team | CFL Service |
|-----------------|------|--------------|-------------|
| Nolan MacMillan | OL   | Ottawa       | 6 years     |
| Tevaun Smith    | WR   | Edmonton     | 2 years     |

| Name                    | Pos.      | Teams   | Years          |
|-------------------------|-----------|---|----------------|
| Sam Aiello              | OL        | Bears   | 2004           |
| John Alt                | OL        | Chiefs  | 1984-96        |
| Jeremy Allen            | FB        | Vikings   | 2002-03        |
| Pat Angerer             | LB        | Colts   | 2010-13        |
| Jonathan Babineaux      | DL        | Falcons   | 2005-2016      |
| Frank Balaz             | B         | Packers   | 1939-41        |
| Jason Baker             | P         | 49ers, Chiefs, Colts & Panthers                   | 2001-11        |
| Christian Ballard       | DL        | Vikings   | 2011-12        |
| Tavian Banks            | RB        | Jaguars & Saints                                  | 1998-00; 2003  |
| Rob Baxley              | OL        | Cardinals   | 1992-93        |
| Rick Bayless            | RB        | Vikings   | 1989           |
| <b>*C.J. Beathard</b>   | <b>QB</b> | <b>49ers</b>                                      | <b>2017-</b>   |
| Dave Becker             | DB        | Bears   | 1980           |
| Les Belding             | E         | Rock Island                                       | 1925           |
| Nick Bell               | RB        | Raiders   | 1991-93        |
| Jordan Bernstine        | DB        | Redskins  | 2012           |
| Ladell Betts            | RB        | Redskins, Saints                                  | 2002-11        |
| <b>*Austin Blythe</b>   | <b>OL</b> | <b>Colts &amp; Rams</b>                           | <b>2016-</b>   |
| <b>*Ike Boettger</b>    | <b>OL</b> | <b>Bills</b>                                      | <b>2018-</b>   |
| Conor Boffeli           | OL        | Bears & Browns                                    | 2014-15        |
| Mark Bortz              | OL        | Bears   | 1983-94        |
| Matt Bowen              | DB        | Rams, Packers, Redskins & Bills                   | 2000-06        |
| Harold Bradley          | G         | Browns & Eagles                                   | 1954-58        |
| Bill Briggs             | DE        | Redskins  | 1966-67        |
| Andy Brodell            | WR        | Packers   | 2009           |
| Maurice Brown           | WR        | Saints  | 2004           |
| Rob Bruggeman           | OL        | Buccaneers, Falcons, Chiefs                       | 2009-11        |
| <b>*Bryan Bulaga</b>    | <b>OL</b> | <b>Packers, Chargers</b>                          | <b>2010-</b>   |
| James Butler            | RB        | Raiders   | 2018           |
| Kyle Calloway           | OL        | Bills   | 2010           |
| Greg Castillo           | DB        | Chiefs  | 2013           |
| Edgar Cervantes         | FB        | Giants  | 2004           |
| Nathan Chandler         | QB        | Bills   | 2004           |
| Scott Chandler          | TE        | Chargers, Cowboys, Bills & Patriots               | 2007-15        |
| Don Chelf               | G         | Bills   | 1960-61        |
| Dallas Clark            | TE        | Colts, Buccaneers, Ravens                         | 2003-13        |
| Jared Clauss            | DL        | Titans  | 2004-06        |
| <b>*Adrian Clayborn</b> | <b>DE</b> | <b>Buccaneers, Falcons, Patriots &amp; Browns</b> | <b>2011-</b>   |
| Craig Clemons           | DB        | Bears   | 1972-77        |
| Colin Cole              | DT        | Vikings, Packers, Seahawks & Panthers             | 2003-11; 13-15 |
| Sean Considine          | DB        | Eagles, Jaguars, Ravens                           | 2005-12        |
| Marv Cook               | TE        | Patriots, Bears & Rams                            | 1989-95        |
| Kerry Cooks             | DB        | Vikings, Packers & Seahawks                       | 1998-2001      |
| Al Couppee              | B         | Redskins  | 1946           |
| Dick Crayne             | FB        | Brooklyn  | 1936-37        |
| <b>*Cole Croston</b>    | <b>OL</b> | <b>Patriots</b>                                   | <b>2017-19</b> |
| Dave Croston            | OL        | Packers   | 1987-89        |
| LeShun Daniels, Jr.     | RB        | Redskins  | 2017           |
| <b>*James Daniels</b>   | <b>OL</b> | <b>Bears</b>                                      | <b>2018-</b>   |
| <b>*Mike Daniels</b>    | <b>DL</b> | <b>Packers &amp; Lions</b>                        | <b>2012-</b>   |
| <b>*Carl Davis</b>      | <b>DL</b> | <b>Ravens, Browns, Colts &amp; Jaguars</b>        | <b>2015-</b>   |
| Keenan Davis            | WR        | Browns & Dolphins                                 | 2013           |
| Scott Davis             | OL        | Giants  | 1993-97        |
| John Derby              | LB        | Lions   | 1992-93        |
| Joe Devlin              | OL        | Bills   | 1976-89        |
| Mike Devlin             | OL        | Bills & Cardinals                                 | 1993-99        |
| Jared DeVries           | DL        | Lions   | 1999-2010      |
| Dan Dickel              | LB        | Colts & Lions                                     | 1974-78        |
| Ryan Donahue            | P         | Lions   | 2011           |
| <b>*Andrew Donnal</b>   | <b>OL</b> | <b>Rams, Ravens, Lions, Dolphins &amp; Colts</b>  | <b>2015-</b>   |
| Earl Douthitt           | DB        | Bears   | 1975           |

| Name                     | Pos.      | Teams  | Years         |
|--------------------------|-----------|--|---------------|
| Jeff Drost               | DL        | Packers  | 1987-88       |
| Randy Duncan             | QB        | Cowboys  | 1961          |
| Tim Dwight               | WR        | Falcons, Chargers, Patriots & Jets               | 1998-2006     |
| <b>*Nick Easley</b>      | <b>WR</b> | <b>Bills</b>                                     | <b>2019-</b>  |
| Quinn Early              | WR        | Chargers, Saints, Bills & Jets                   | 1988-98       |
| A.J. Edds                | LB        | Dolphins, Colts, Patriots & Jets                 | 2010-2012; 14 |
| Mike Elgin               | OL        | Patriots & Colts                                 | 2007, 08      |
| Harold Ely               | G         | Bears  | 1932          |
| Larry Ely                | LB        | Bengals & Bears                                  | 1970-71, 75   |
| <b>*A.J. Epenesa</b>     | <b>DE</b> | <b>Bills</b>                                     | <b>2020-</b>  |
| Dick Evans               | E         | Packers  | 1940, 43      |
| <b>*Noah Fant</b>        | <b>TE</b> | <b>Broncos</b>                                   | <b>2019-</b>  |
| Tom Farmer               | RB        | Rams & Redskins                                  | 1946-48       |
| Shipley Farroh           | G         | Steelers   | 1938          |
| Brian Ferentz            | OL        | Falcons  | 2007          |
| <b>*James Ferentz</b>    | <b>OL</b> | <b>Texans, Broncos &amp; Patriots</b>            | <b>2014-</b>  |
| Larry Ferguson           | RB        | Lions  | 1963          |
| C.J. Fiedorowicz         | TE        | Texans   | 2014-17       |
| Darrell Fisher           | HB        | Buffalo  | 1925          |
| Bill Fleckenstein        | G         | Bears  | 1925-30       |
| Zeron Flemister          | TE        | Redskins, Patriots & Raiders                     | 2000-05       |
| Bradley Fletcher         | DB        | Rams & Eagles                                    | 2009-15       |
| Bob Fosdick              | G         | Minneapolis & Rock Island                        | 1923-24       |
| Wes Fry                  | RB        | New York Yankees                                 | 1927          |
| Nick Gallery             | P         | Jets   | 1997-98       |
| Robert Gallery           | OL        | Raiders, Seahawks                                | 2004-11       |
| Chris Gambol             | OL        | Colts, Chargers, Lions & Patriots                | 1987-91       |
| Ron Geater               | DL        | Broncos  | 1992          |
| <b>*Jake Gervase</b>     | <b>DB</b> | <b>Rams</b>                                      | <b>2019-</b>  |
| Adam Gettis              | OL        | Giants, Redskins, Steelers, Buccaneers & Falcons | 2012-18       |
| Bill Glasgow             | HB        | Portsmouth & Chicago Cardinals                   | 1931          |
| Jim Gibbons              | E         | Lions  | 1958-68       |
| Damon Gibson             | WR        | Bengals & Browns                                 | 1998-99       |
| Owen Gill                | FB        | Seahawks, Rams & Buccaneers                      | 1985-87       |
| Charles Godfrey          | DB        | Falcons & Panthers                               | 2008-15       |
| Mike Goff                | OL        | Bengals, Chargers & Chiefs                       | 1998-2009     |
| Norm Granger             | FB        | Cowboys  | 1984          |
| Shonn Greene             | RB        | Jets & Titans                                    | 2009-14       |
| Chad Greenway            | LB        | Vikings  | 2006-16       |
| Glen Greenwood           | HB        | Bears  | 1924          |
| Harold Griffen           | C         | Packers  | 1928          |
| Lorin Haggerty           | FB        | Brooklyn   | 1930          |
| Mike Haight              | OL        | Jets & Redskins                                  | 1986-92       |
| John Hall                | T         | Giants   | 1955          |
| Ron Hallstrom            | OL        | Packers & Eagles                                 | 1982-93       |
| Merton Hanks             | DB        | 49ers & Seahawks                                 | 1991-99       |
| Kevin Harmon             | RB        | Seahawks & Chiefs                                | 1988-89       |
| Ronnie Harmon            | RB        | Bills, Chargers & Oilers                         | 1986-97       |
| Chuck Hartlieb           | QB        | Oilers   | 1989          |
| John Harty               | DL        | 49ers  | 1981-86       |
| Jonathan Hayes           | TE        | Chiefs & Steelers                                | 1985-96       |
| John Heidt               | C         | Columbus   | 1923, 26      |
| Anthony Herron           | DL        | Lions  | 2001-03       |
| Brad Herman              | TE        | Patriots   | 2012          |
| <b>*Parker Hesse</b>     | <b>TE</b> | <b>Titans</b>                                    | <b>2019-</b>  |
| Jay Hilgenberg           | OL        | Bears, Browns & Saints                           | 1981-93       |
| Joel Hilgenberg          | OL        | Saints   | 1984-93       |
| Wally Hilgenberg         | LB        | Lions & Vikings                                  | 1964-79       |
| Kahlil Hill              | WR        | Falcons & Seahawks                               | 2002-03       |
| Ed Hinkel                | WR        | Colts  | 2006          |
| <b>*Anthony Hitchens</b> | <b>LB</b> | <b>Cowboys &amp; Chiefs</b>                      | <b>2014-</b>  |
| Abdul Hodge              | LB        | Packers, Bengals & Panthers                      | 2006-10       |

| Name                      | Pos.      | Teams                                   | Years          |
|---------------------------|-----------|---|----------------|
| <b>*T.J. Hockenson</b>    | <b>TE</b> | <b>Lions</b>                            | <b>2019-</b>   |
| Howard Hodges             | DE        | Chargers                                | 2004-06        |
| Dick Hoerner              | RB        | Rams                                    | 1947-51        |
| <b>*Amani Hooker</b>      | <b>DB</b> | <b>Titans</b>                           | <b>2019-</b>   |
| Larry Horton              | DT        | Bears                                   | 1972-73        |
| Danan Hughes              | WR        | Chiefs & Saints                         | 1993-98        |
| Mike Humpal               | LB        | Steelers                                | 2008           |
| Jeremiha Hunter           | LB        | Saints                                  | 2011           |
| <b>*Micah Hyde</b>        | <b>DB</b> | <b>Packers &amp; Bills</b>              | <b>2013-</b>   |
| Ken Iwebema               | DE        | Cardinals                               | 2008-11        |
| Tony Jackson              | TE        | Seahawks & Giants                       | 2005-06        |
| Erik Jensen               | TE        | Rams & Steelers                         | 2004-05        |
| Ernie Jensen              | T         | Cleveland                               | 1931           |
| Jim Jensen                | RB        | Cowboys, Broncos & Packers              | 1976-77, 79-82 |
| Leo Jenvold               | QB        | Bears                                   | 1931           |
| Bob Jeter                 | DB        | Packers & Bears                         | 1963-73        |
| D.J. Johnson              | DB        | Jets                                    | 2004-06        |
| <b>*Josh Jackson</b>      | <b>DB</b> | <b>Packers</b>                          | <b>2017-</b>   |
| <b>*Josey Jewell</b>      | <b>LB</b> | <b>Broncos</b>                          | <b>2018-</b>   |
| <b>*Jaleel Johnson</b>    | <b>DL</b> | <b>Vikings</b>                          | <b>2018-</b>   |
| C.J. Jones                | WR        | Browns, Seahawks, Bengals & Broncos     | 2003-2009      |
| Mike Jones                | OL        | Chargers & Bears                        | 2007, 08       |
| Max Kadesky               | E         | Rock Island                             | 1923           |
| Nate Kaeding              | PK        | Chargers                                | 2004-12        |
| Aaron Kampman             | DL        | Packers & Jaguars                       | 2002-11        |
| Alex Karras               | DT        | Lions                                   | 1958-70        |
| Kevin Kasper              | WR        | Broncos, Cardinals, Patriots & Seahawks | 2001-07        |
| Jim Keane                 | E         | Bears & Packers                         | 1946-52        |
| Matt Kelsh                | E         | Brooklyn                                | 1930           |
| <b>*Desmond King</b>      | <b>DB</b> | <b>Chargers</b>                         | <b>2017-</b>   |
| Mitch King                | DL        | Titans, Colts, Saints                   | 2009-11        |
| <b>*Christian Kirksey</b> | <b>LB</b> | <b>Browns &amp; Packers</b>             | <b>2014-</b>   |
| <b>*George Kittle</b>     | <b>TE</b> | <b>49ers</b>                            | <b>2017-</b>   |
| Dick Klein                | T         | Bears, Steelers, Patriots & Raiders     | 1958-64        |
| Karl Klug                 | DL        | Titans                                  | 2011-17        |
| Tom Knight                | DB        | Cardinals, Patriots & Ravens            | 1997-2003      |
| Marshall Koehn            | PK        | Bengals & Giants                        | 2017-18        |
| Bob Kratch                | OL        | Giants & Patriots                       | 1989-96        |
| Paul Krause               | DB        | Redskins & Vikings                      | 1964-80        |
| <b>*Casey Kreiter</b>     | <b>LS</b> | <b>Broncos &amp; Giants</b>             | <b>2016-</b>   |
| Henry Krieger Coble       | TE        | Broncos, Colts & Rams                   | 2016-18        |
| Matt Kroul                | DL/OL     | Jets                                    | 2009-11        |
| Paul Laaveg               | OS        | Redskins                                | 1970-75        |
| Bill Lapham               | C         | Eagles & Vikings                        | 1960-61        |
| Larry Lawrence            | QB        | Raiders & Buccaneers                    | 1974-76        |
| Joe Laws                  | QB        | Packers                                 | 1934-45        |
| George Lewis              | LB        | Dolphins                                | 2005           |
| Mac Lewis                 | OT        | Bears                                   | 1958           |
| George Little             | DL        | Dolphins                                | 1985-88        |
| Chuck Long                | QB        | Lions & Rams                            | 1986-94        |
| Dave Long                 | DE        | Cardinals & Saints                      | 1966-72        |
| Tyler Luebke              | DL        | Redskins                                | 2005           |
| <b>*Greg Mabin</b>        | <b>DB</b> | <b>Bills, 49ers &amp; Bengals</b>       | <b>2017-</b>   |
| Forest Masterson          | C         | Bears                                   | 1945           |
| Gus Mastrogny             | E         | Bears                                   | 1931           |
| Bryan Mattison            | DE/OL     | Jets, Ravens, Rams, Chiefs              | 2008-12        |
| Riley McCarron            | WR        | Patriots                                | 2017-18        |
| Jeremy McKinney           | OL        | Rams, Browns, Texans & Cowboys          | 1998-02        |
| Pete McMahon              | OL        | Raiders & Browns                        | 2005-06        |
| Marvin McNutt, Jr.        | WR        | Eagles, Dolphins, Panthers & Redskins   | 2012-14        |

| Name                     | Pos.      | Teams   | Years        |
|--------------------------|-----------|---|--------------|
| Miguel Merrick           | DB        | Chargers  | 2007         |
| Bus Mertes               | B         | Bears, Dons, Colts, & Giants                    | 1945-50      |
| Curt Merz                | E         | Texans & Chiefs                                 | 1962-68      |
| Ed Miles                 | LB        | Dolphins & Falcons                              | 2007-2008    |
| Brett Miller             | OL        | Falcons, Chargers and Jets                      | 1983-93      |
| Jim Miller               | G         | Falcons   | 1971-72, 74  |
| Paul Minnick             | G         | Packers   | 1928-29      |
| Devon Mitchell           | DB        | Lions   | 1986-89      |
| Charlie Mockmore         | G         | Rock Island                                     | 1920         |
| Tony Moeaki              | TE        | Chiefs, Bills, Seahawks, Falcons & Bears        | 2010-2016    |
| Dean Moore               | LB        | 49ers   | 1978         |
| James Morris             | LB        | Patriots, Giants & Cowboys                      | 2014-16      |
| Joe Mott                 | LB        | Jets & 49ers                                    | 1989-93      |
| Brandon Myers            | TE        | Raiders, Giants & Buccaneers                    | 2009-16      |
| Denny Myers              | T         | Bears   | 1931         |
| <b>*Anthony Nelson</b>   | <b>DE</b> | <b>Buccaneers</b>                               | <b>2019-</b> |
| <b>*Matt Nelson</b>      | <b>OL</b> | <b>Lions</b>                                    | <b>2019-</b> |
| Bruce Nelson             | C         | Panthers  | 2003-05      |
| Don Nelson               | G         | Brooklyn  | 1937         |
| Bruno Niedziela          | T         | Chicago Rockets (AAFC)                          | 1947         |
| <b>*Ben Niemann</b>      | <b>LB</b> | <b>Chiefs</b>                                   | <b>2018-</b> |
| John Niland              | OG        | Cowboys & Eagles                                | 1966-76      |
| Jerry Niles              | B         | Giants  | 1946-47      |
| John Nocera              | LB        | Eagles & Broncos                                | 1959-63      |
| Karl Noonan              | E         | Dolphins  | 1966-72      |
| Don Norton               | E         | Chargers  | 1960-66      |
| Jay Norvell              | LB        | Bears   | 1986-88      |
| <b>*Michael Ojemudia</b> | <b>DB</b> | <b>Broncos</b>                                  | <b>2020-</b> |
| Seth Olsen               | OL        | Broncos, Vikings, Colts                         | 2009-12      |
| Forrest Olson            | G         | New York Yankees                                | 1927         |
| Glenn Olson              | HB        | Cleveland                                       | 1940         |
| Lowell Otte              | E         | Buffalo   | 1927         |
| Derek Pagel              | DB        | Jets  | 2003-05      |
| Oran Pape                | B         | Packers, Redskins & Eagles                      | 1930, 32-33  |
| Marcus Paschal           | DB        | Eagles, Falcons, Ravens                         | 2007-11      |
| Warren Peiffer           | DT        | Saints, Raiders                                 | 1976, 77     |
| Bill Perkins             | FB        | Jets  | 1963         |
| Carl Pignatelli          | FB        | Cleveland                                       | 1931         |
| Ed Podolak               | RB        | Chiefs  | 1969-77      |
| David Porter             | OL        | Packers & Bills                                 | 2003-04      |
| Scott Pospisil           | DL        | Chargers  | 2002-03      |
| Shaun Prater             | DB        | Bengals, Eagles, Vikings & Cardinals            | 2012-16      |
| Ken Price                | LB        | Patriots  | 1971         |
| Derek Price              | TE        | Lions   | 1996         |
| Alvin Randolph           | DB        | 49ers, Packers, Bengals, Vikings, Lions & Bills | 1966-74      |
| Kerry Reardon            | DB        | Chiefs  | 1971-76      |
| Dave Recher              | C         | Eagles  | 1965-68      |
| Bill Reichardt           | RB        | Packers   | 1952         |
| Jerry Reichow            | QB        | Lions, Eagles & Vikings                         | 1956-64      |
| Mike Reilly              | LB        | Bears & Vikings                                 | 1964-69      |
| <b>*Riley Reiff</b>      | <b>OL</b> | <b>Lions &amp; Vikings</b>                      | <b>2012-</b> |
| Allen Reisner            | TE        | Jaguars, Ravens & Vikings                       | 2011-16      |
| Keegan Render            | OL        | Eagles  | 2019         |
| <b>*Ross Reynolds</b>    | <b>OL</b> | <b>49ers</b>                                    | <b>2019-</b> |
| Fred Roberts             | T         | Portsmouth                                      | 1930-32      |
| Damien Robinson          | DB        | Buccaneers, Jets & Seahawks                     | 1997-2004    |
| Derreck Robinson         | DL        | Chargers, Dolphins, Cowboys & Browns            | 2005-10      |
| Reggie Roby              | P         | Dolphins, Redskins, Buccaneers, Oilers & 49ers  | 1983-98      |
| Matt Rodgers             | QB        | Bills   | 1992-93      |

| Name                    | Pos.      | Teams                                      | Years        |
|-------------------------|-----------|--|--------------|
| George Rogge            | E         | Chicago Cardinals & St. Louis              | 1931-34      |
| Matt Roth               | DE        | Dolphins & Browns                          | 2005-11      |
| Eric Rothwell           | OL        | Chiefs                                     | 2004         |
| Fred Russell            | RB        | Dolphins, Bears & Rams                     | 2004-06      |
| Bob Sanders             | DB        | Colts & Chargers                           | 2004-2010    |
| Ollie Sansen            | FB        | Brooklyn                                   | 1932-35      |
| Tyler Sash              | DB        | Giants                                     | 2011-12      |
| Francis Schammel        | G         | Packers                                    | 1937         |
| <b>*Brandon Scherff</b> | <b>OL</b> | <b>Redskins</b>                            | <b>2015-</b> |
| Vin Schleusner          | T         | Portsmouth                                 | 1930-31      |
| Herm Schneidman         | B         | Packers                                    | 1935-39      |
| Joe Schuster            | DL        | Eagles                                     | 1988-89      |
| Sedrick Shaw            | RB        | Patriots, Browns                           | 1997-99      |
| Bob Sherman             | B         | Steelers                                   | 1964-65      |
| Hal Schoener            | E         | 49ers                                      | 1948-50      |
| Herb Schoener           | E         | Redskins                                   | 1948-49      |
| Fred Slater             | T         | Milwaukee, Rock Island & Chicago Cardinals | 1922-31      |
| Scott Slutzker          | TE        | Colts & Saints                             | 1996-99      |
| Bob Smith               | B         | Lions                                      | 1949-54      |
| Tevaun Smith            | WR        | Colts & Jaguars                            | 2016-18      |
| Ben Sobieski            | OL        | Bills & 49ers                              | 2003-05      |
| Clinton Solomon         | WR        | Rams                                       | 2006-07      |
| Amari Spivey            | DB        | Lions                                      | 2010-12      |
| <b>*Nate Stanley</b>    | <b>QB</b> | <b>Vikings</b>                             | <b>2020-</b> |
| Ricky Stanzi            | QB        | Chiefs, Jaguars, Giants, Lions & Browns    | 2011-15      |
| Larry Station           | LB        | Steelers                                   | 1986         |
| Grant Steen             | OLB       | Patriots                                   | 2004         |
| Eric Steinbach          | OL        | Bengals & Browns                           | 2003-11      |
| <b>*Geno Stone</b>      | <b>DB</b> | <b>Ravens</b>                              | <b>2020-</b> |

| Name                  | Pos.      | Teams                                | Years        |
|-----------------------|-----------|--------------------------------------|--------------|
| Bob Sullivan          | HB        | Pittsburgh & Brooklyn                | 1947-48      |
| Jeff Tarpinian        | LB        | Patriots, Texans                     | 2011-14      |
| Drew Tate             | QB        | Rams                                 | 2007         |
| Ryan Terry            | RB        | Cardinals                            | 1995         |
| George Thompson       | G         | Rock Island                          | 1923-25      |
| Andre Tippett         | LB        | Patriots                             | 1982-93      |
| Matt Tobin            | OL        | Eagles, Seahawks & Patriots          | 2013-18      |
| Chuck Tollefson       | G         | Packers                              | 1944-46      |
| Louis Trinca-Pasat    | DL        | Rams                                 | 2016-        |
| Emlen Tunnell         | DB        | Giants & Packers                     | 1948-61      |
| James Vandenberg      | QB        | Vikings                              | 2013         |
| Julian Vandervelde    | OL        | Eagles                               | 2011-2016    |
| Ross Verba            | OL        | Packers, Browns & Lions              | 1997-05      |
| Mark Vlasic           | QB        | Chargers, Chiefs, Buccaneers         | 1987-93      |
| Rod Walters           | OL        | Chiefs                               | 1976, 78-80  |
| Mike Wells            | DL        | Lions & Bears                        | 1994-01      |
| Austin Wheatley       | TE        | Saints & Cowboys                     | 2000-01      |
| Casey Wiegmann        | OL        | Colts, Jets, Bears, Chiefs & Broncos | 1996- 2011   |
| Bill Windauer         | DT        | Colts, Dolphins, Giants & Falcons    | 1973-76      |
| <b>*Tristan Wirfs</b> | <b>OL</b> | <b>Buccaneers</b>                    | <b>2020-</b> |
| LeVar Woods           | LB        | Cardinals, Bears & Lions             | 2001-07      |
| Dick Woodward         | C         | Giants & Redskins                    | 1950-51, 53  |
| Kevin Worthy          | LB        | Rams                                 | 2004         |
| Guido Wyland          | G         | Rock Island                          | 1920         |
| Bashir Yamini         | WR        | Titans, Cowboys & Panthers           | 2000-01      |
| Marshal Yanda         | OL        | Ravens                               | 2007-19      |
| Jim Youel             | B         | Redskins                             | 1946-48      |
| Albert Young          | RB        | Vikings                              | 2008-11      |
| Markus Zusevics       | OL        | Patriots                             | 2012-13      |

\*On 2020 NFL roster or selected in 2020 NFL Draft. Does not include 2020 free agents.

### Hawkeyes in the Super Bowl

| Player             | Team                | Super Bowl       |
|--------------------|---------------------|------------------|
| Jonathan Babineaux | Atlanta             | LI               |
| C.J. Beathard      | San Francisco       | LIV              |
| Austin Blythe      | Los Angeles Rams    | LIII             |
| Mark Bortz         | Chicago             | XX               |
| Bryan Bulaga       | Green Bay           | XLV              |
| Dallas Clark       | Indianapolis        | XLI, XLIV        |
| Adrian Clayborn    | Atlanta/New England | LI, LIII         |
| Sean Considine     | Baltimore           | XLVI             |
| Cole Croston       | New England         | LII, LIII        |
| Mike Devlin        | Buffalo             | XXVIII           |
| Tim Dwight         | Atlanta             | XXXIII           |
| James Ferentz      | Denver/New England  | L, LII, LIII     |
| Melvin Foster      | Dallas              | XXVII            |
| Charles Godfrey    | Atlanta             | LI               |
| Merton Hanks       | San Francisco       | XXIX             |
| Ronnie Harmon      | San Diego           | XXIX             |
| John Harty         | San Francisco       | XVI              |
| Jonathan Hayes     | Pittsburgh          | XXX              |
| Jay Hilgenberg     | Chicago             | XX               |
| Wally Hilgenberg   | Minnesota           | IV, VIII, IX, XI |
| Anthony Hitchens   | Kansas City         | LIV              |
| Ken Iwebema        | Arizona             | XLIII            |
| Erik Jensen        | Pittsburgh          | XL               |
| Jim Jensen         | Denver              | XII              |
| Bob Jeter          | Green Bay           | I                |
| C.J. Jones         | New England         | XLII             |

| Player              | Team                  | Super Bowl       |
|---------------------|-----------------------|------------------|
| Kevin Kasper        | New England           | XXXIX            |
| George Kittle       | San Francisco         | LIV              |
| Bob Kratch          | NY Giants/New England | XXV, XXXI        |
| Paul Krause         | Minnesota             | IV, VIII, IX, XI |
| Henry Krieger Coble | Los Angeles Rams      | LIII             |
| Paul Laaveg         | Washington            | VII              |
| Riley McCarron      | New England           | LII, LIII        |
| Curt Merz           | Kansas City           | I                |
| Tony Moeaki         | Seattle               | XLVII            |
| James Morris        | New England           | XLVII            |
| Bruce Nelson        | Carolina              | XXXVIII          |
| Ben Niemann         | Kansas City           | LIV              |
| John Niland         | Dallas                | V, VI            |
| Karl Noonan         | Miami                 | V, VI            |
| Ed Podolak          | Kansas City           | IV               |
| Mike Reilly         | Minnesota             | IV               |
| Ross Reynolds       | San Francisco         | LIV              |
| Reggie Roby         | Miami                 | XIX              |
| Matt Rodgers        | Buffalo               | XXVII            |
| Bob Sanders         | Indianapolis          | XLI, XLIV        |
| Tyler Sash          | New York Giants       | XLVI             |
| Jeff Tarpinian      | New England           | XLVI             |
| Andre Tippett       | New England           | XX               |
| Ross Verba          | Green Bay             | XXXI             |
| Marshal Yanda       | Baltimore             | XLVI             |



**Blue-Gray**

|      |   |
|------|---|
| 1947 | Lou King, QB  |
| 1949 | Bob McKenzie, E<br>Don Winslow, T   |
| 1951 | Bill Reichardt, FB  |
| 1955 | Roger Swedberg, T<br>Roger Wiegmann, FB                                     |
| 1959 | John Sawin, T   |
| 1960 | Jerry Mauren, HB  |
| 1961 | Sherwyn Thorson, G<br>Bernie Wyatt, HB                                      |
| 1963 | Lonnie Rogers, HB<br>Gus Kasapis, T   |
| 1965 | Dave Long, DE<br>Bill Briggs, DT  |
| 1968 | Al Bream, E<br>Barry Crees, WB  |
| 1969 | Mike Cilek, QB<br>Paul Laaveg, OT<br>Melvin Morris, T                       |
| 1971 | Craig Clemons, DB   |
| 1972 | Bill Windauer, DT<br>Jerry Nelson, MG                                       |
| 1975 | Rick Penney, DB<br>Dave Bryant, NG  |
| 1977 | Barry Tomasetti, OT<br>Jim Hilgenberg, C                                    |
| 1979 | Dennis Mosley, RB<br>Cedric Shaw, DB<br>Jim Molini, DE                      |
| 1980 | John Harty, DT<br>Jay Hilgenberg, C<br>Keith Chappelle, WR                  |
| 1989 | Bill Anderson, OL<br>Jeff Koeppel, NG                                       |
| 1992 | Alan Cross, TE<br>Jeff Nelson, DT<br>Ted Velicer, OT                        |
| 1999 | Matt Bowen, DB<br>Zeron Flemister, TE<br>Tarig Holman, DB                   |
| 2000 | Jason Baker, P<br>Anthony Herron, DL<br>Kevin Kasper, WR<br>LeVar Woods, LB |

**Challenge Bowl**

|      |                    |
|------|--------------------|
| 1977 | Tom McLaughlin, QB |
|------|--------------------|

**Coaches' All-Star**

|      |   |
|------|---|
| 1961 | Mark Manders, G                         |
| 1962 | Al Hinton, T<br>Sherwyn Thorson, G      |
| 1963 | Larry Ferguson, HB                      |
| 1964 | Wally Hilgenberg, G<br>Gary Fletcher, C |
| 1976 | Mark Fetter, FB                         |

**College Football**
**All-Star Classic**

|      |   |
|------|---|
| 2013 | Greg Castillo, DB<br>Matt Tobin, OL<br>James Vandenberg, QB |
|------|---|

**East-West Shrine**

|      |   |
|------|---|
| 1925 | Wesley Fry, FB                                  |
| 1930 | Willis Glassgow, HB                             |
| 1931 | Harold Ely, T                                   |
| 1934 | Joe Laws, HB<br>Francis Schammel, G             |
| 1936 | Dick Crayne, HB                                 |
| 1941 | Mike Enich, T<br>Ray Murphy, FB                 |
| 1942 | Al Couppee, QB                                  |
| 1943 | Bill Burkett, E                                 |
| 1944 | William Baughman, C                             |
| 1948 | Harold Shoener, E<br>Bob Smith, HB              |
| 1949 | Dick Woodard, C                                 |
| 1953 | Don Chelf, T<br>Jerry Hilgenberg, C             |
| 1954 | George Broeder, FB<br>John Hall, T              |
| 1955 | Jerry Reichow, QB<br>Calvin Jones, G            |
| 1957 | Jim Gibbons, E<br>Alex Karras, T                |
| 1959 | Bob Jeter, HB<br>Ray Jauch, HB<br>Don Norton, E |
| 1960 | Mark Manders, G                                 |
| 1961 | Bill Van Buren, C                               |
| 1962 | Larry Ferguson, HB<br>Earl McQuiston, G         |
| 1963 | Mike Reilly, G<br>Paul Krause, HB               |
| 1965 | Karl Noonan, FL<br>John Niland, G               |
| 1968 | Ed Podolak, TB                                  |
| 1969 | Larry Ely, LB                                   |
| 1970 | Kerry Reardon, SE                               |
| 1975 | Rod Walters, OT                                 |
| 1979 | Jim Swift, TE                                   |
| 1981 | Ron Hallstrom, OL                               |
| 1982 | Reggie Roby, P<br>Mark Bortz, DT                |
| 1983 | Joe Levelis, OT                                 |
| 1985 | Scott Helverson, WB                             |
| 1988 | Bob Kratch, OL                                  |
| 1989 | Bill Anderson, OL                               |
| 1990 | Melvin Foster, LB<br>Tony Stewart, RB           |
| 1991 | Mike Saunders, RB<br>Leroy Smith, DE            |
| 1992 | Mike Devlin, C<br>Danan Hughes, WR              |
| 1993 | Mike Wells, DT                                  |
| 1995 | Casey Wiegmann, OL                              |

|                  |   |
|------------------|---|
| 1997             | Kerry Cooks, DB   |
| 1998             | Derek Rose, C   |
| Eric Thigpen, DB |   |
| 2000             | Jason Baker, P  |
| 2002             | Kahlil Hill, WR<br>Aaron Kampman, DL                    |
| 2003             | Brad Banks, QB<br>Eric Steinbach, OL                    |
| 2004             | Jared Clauss, DT  |
| 2005             | Pete McMahon, OL<br>Derreck Robinson, DE                |
| 2007             | Drew Tate, QB   |
| 2008             | Kenny Iwebema, DE<br>Bryan Mattison, DE                 |
| 2009             | Seth Olsen, OL<br>Bradley Fletcher, CB                  |
| 2010             | Kyle Calloway, OL                                       |
| 2011             | Ryan Donahue, P<br>Karl Klug, DL                        |
| 2012             | Shaun Prater, DB<br>Markus Zusevics, OL                 |
| 2013             | Keenan Davis, WR<br>James Ferentz, OL<br>Micah Hyde, DB |
| 2015             | Jordan Lomax, DB  |

**Grid Iron Classic**

|      |  |
|------|--|
| 1999 | Zeron Flemister, TE  |
| 2003 | Fred Barr, LB<br>C.J. Jones, WR                              |
| 2004 | Maurice Brown, WR<br>Nathan Chandler, QB<br>Kevin Worthy, LB |
| 2005 | David Bradley, P   |

**Hula Bowl**

|      |  |
|------|--|
| 1955 | George Broeder, FB                       |
| 1956 | Calvin Jones, G                          |
| 1957 | Frank Gilliam, E                         |
| 1958 | Alex Karras, T<br>Jim Gibbons, E         |
| 1959 | Randy Duncan, QB                         |
| 1960 | Ray Jauch, HB                            |
| 1961 | Mark Manders, G<br>Charles Lee, T        |
| 1962 | Bill Van Buren, C                        |
| 1963 | Larry Ferguson, HB<br>Earl McQuiston, G  |
| 1964 | Mike Reilly, G<br>Wally Hilgenberg, G    |
| 1965 | Tony Giacobazzi, E                       |
| 1966 | Karl Noonan, FL<br>John Niland, OG       |
| 1967 | Silas McKinnie, TB                       |
| 1968 | Ed Podolak, TB                           |
| 1969 | Larry Ely, LB                            |
| 1970 | Kerry Reardon, SE                        |
| 1978 | Dave Becker, DB                          |
| 1979 | Dennis Mosley, RB                        |
| 1980 | Keith Chappelle, SE<br>Jay Hilgenberg, C |

|      |  |
|------|--|
| 1981 | Andre Tippett, DE  |
| 1983 | John Alt, OT<br>Norm Granger, FB<br>Joel Hilgenberg, C   |
| 1984 | Owen Gill, FB  |
| 1986 | Ken Sims, DB   |
| 1987 | Kerry Burt, DB<br>Mike Flagg, TE   |
| 1988 | Marv Cook, TE<br>Chuck Hartlieb, QB  |
| 1990 | Nick Bell, RB<br>Merton Hanks, DB  |
| 1991 | Leroy Smith, DE  |
| 1992 | Mike Devlin, C<br>Alan Cross, TE<br>Danan Hughes, WR   |
| 1994 | Fritz Fequiere, OL   |
| 1995 | Matt Purdy, OL<br>Casey Wiegmann, OL   |
| 1996 | Bill Ennis-Inge, DE  |
| 1997 | Tavian Banks, RB   |
| 1998 | Eric Thigpen, FS   |
| 1999 | Matt Bowen, DB<br>Zeron Flemister, TE<br>Bashir Yamini, WR   |
| 2000 | Kevin Kasper, WR   |
| 2002 | Kahlil Hill, WR<br>Jerry Montgomery, DL  |
| 2003 | Brad Banks, QB<br>Derek Pagel, DB<br>David Porter, OL  |
| 2004 | Fred Russell, RB   |
| 2005 | Tony Jackson, TE   |
| 2006 | Antwan Allen, DB<br>Brian Ferentz, OL<br>Jovon Johnson, DB<br>Ed Hinkel, WR<br>Clinton Solomon, WR |
| 2007 | Mike Elgin, OL   |
| 2008 | Mike Humpal, LB  |

**Japan Bowl**

|      |   |
|------|---|
| 1979 | Dave Holsclaw, PK   |
| 1980 | Keith Chappelle, WR<br>Jay Hilgenberg, C<br>John Harty, DT                  |
| 1981 | Andre Tippet, DE  |
| 1982 | Brett Miller, OT  |
| 1983 | John Alt, OT<br>Joel Hilgenberg, C  |
| 1984 | Owen Gill, FB   |
| 1985 | Bill Happel, WR<br>Ronnie Harmon, TB<br>Chuck Long, QB<br>Larry Station, LB |
| 1986 | Dave Croston, OT<br>Jeff Drost, DT<br>Robert Smith, WR<br>Mark Vlasic, QB   |
| 1987 | Quinn Early, WR<br>Mike Flagg, TE<br>Kevin Harmon, RB                       |
| 1988 | Marv Cook, TE<br>Dave Haight, NG<br>Chuck Hartlieb, QB                      |
| 1989 | Brad Quast, LB  |
| 1990 | Nick Bell, RB<br>Matt Ruhland, DL   |
| 1991 | Ron Geater, DT<br>Matt Rodgers, QB<br>Mike Saunders, RB                     |
| 1992 | Mike Devlin, C<br>Danan Hughes, WR  |

**King Classic**

|      |                |
|------|----------------|
| 1989 | Brad Quast, LB |
|------|----------------|

**Las Vegas Classic**

|      |                 |
|------|-----------------|
| 2004 | Grant Steen, LB |
|------|-----------------|

**NFLPA Collegiate Bowl**

|      |                  |
|------|------------------|
| 2019 | Nate Wieting, TE |
|------|------------------|

**North-South**

|      |   |
|------|---|
| 1948 | Bill Kay, T   |
| 1953 | Bill Fenton, E<br>George Rice, HB                         |
| 1954 | Warren Lawson, C<br>Lou Matykiewicz, E                    |
| 1955 | Jim Freeman, E  |
| 1957 | Frank Bloomquist, G<br>Bob Commings, G<br>Frank Rigney, T |
| 1959 | Don Horn, FB<br>Curt Merz, E<br>Bill Lapham, C            |
| 1960 | Lloyd Humphreys, C  |
| 1961 | Bill Whisler, E   |
| 1962 | Bill Perkins, FB  |
| 1963 | Cloyd Webb, E<br>Gary Fletcher, C<br>Wally Hilgenberg, G  |
| 1964 | Tony Giacobazzi, E<br>Phillip Deutsch, T                  |
| 1969 | Jon Meskimen, G   |
| 1970 | Layne McDowell, DT<br>Tim Sullivan, FB                    |
| 1972 | Craig Darling, OG   |

**Senior Bowl**

|      |   |
|------|---|
| 1952 | Bill Reichardt, FB                                  |
| 1954 | Jerry Hilgenberg, C<br>Don Chelf, T                 |
| 1956 | Jerry Reichow, QB<br>Jim Freeman, E                 |
| 1958 | Jim Gibbons, E<br>Alex Karras, T<br>Frank Rigney, T |

|      |  |
|------|--|
| 1960 | Bill Lapham, C<br>Don Norton, E<br>Olen Treadway, QB<br>Curt Merz, E |
| 1964 | Paul Krause, E   |
| 1970 | Layne McDowell, DT   |
| 1971 | Craig Clemons, DB  |
| 1975 | Rod Walters, OT<br>Jim Jensen, HB                                    |
| 1979 | Jim Swift, TE  |
| 1983 | Joel Hilgenberg, C   |
| 1995 | Scott Slutzker, TE   |
| 1996 | Sedrick Shaw, RB<br>Ross Verba, DB                                   |
| 1997 | Tim Dwight, WR<br>Mike Goff, OL                                      |
| 1998 | Jared DeVries, DT<br>Matt Hughes, LB                                 |
| 2002 | Ladell Betts, RB   |
| 2003 | Colin Cole, DT<br>Eric Steinbach, OL<br>Bruce Nelson, C              |
| 2004 | Maurice Brown, WR<br>Nate Kaeding, PK<br>Bob Sanders, DB             |
| 2005 | Jonathan Babineaux, DL<br>Sean Considine, DB<br>Matt Roth, DE        |
| 2006 | Chad Greenway, LB<br>Abdul Hodge, LB                                 |
| 2007 | Scott Chandler, TE<br>Marshal Yanda, OL                              |
| 2008 | Charles Godfrey, DB  |
| 2009 | Mitch King, DT   |
| 2010 | A.J. Edds, LB  |
| 2011 | Christian Ballard, DL<br>Adrian Clayborn, DL<br>Ricky Stanzi, QB     |
| 2012 | Mike Daniels, DL<br>Marvin McNutt, Jr., WR                           |
| 2013 | C.J. Fiedorowicz, TE<br>Christian Kirksey, LB                        |
| 2014 | Carl Davis, DL<br>Louis Trinca-Pasat, DL                             |
| 2015 | Austin Blythe, OL<br>Henry Krieger Coble, TE                         |
| 2016 | C.J. Beathard, QB<br>Jaleel Johnson, DL<br>Desmond King, DB          |
| 2017 | Akum Wadley, RB<br>Sean Welsh, OL                                    |
| 2018 | Anthony Nelson, DL   |
| 2019 | Michael Ojemudia, DB   |

**Tribune All-Star**

|      |  |
|------|--|
| 1934 | Joe Laws, HB   |
| 1936 | Dick Crayne, FB  |
| 1939 | Frank Balazs, FB   |
| 1940 | Nile Kinnick, HB<br>Floyd Dean, HB<br>Dick Evans, E      |
| 1941 | Ken Pettit, E  |
| 1942 | Bill Diehl, C<br>Bill Green, RB<br>Jim Walker, T         |
| 1943 | Tom Hand, C<br>Jim Youell, QB<br>Bob Penaluna, G         |
| 1945 | Stan Mohrbacher, T                                       |
| 1947 | Bruno Niedziela, T                                       |
| 1949 | Bill Kay, T<br>Al DiMarco, QB                            |
| 1950 | Don Winslow, G   |
| 1952 | Bill Reichardt, FB                                       |
| 1954 | Jerry Hilgenberg, C<br>Bill Fenton, E                    |
| 1956 | Jerry Reichow, QB<br>Edward Vincent, HB                  |
| 1958 | Jim Gibbons, E<br>Alex Karras, T                         |
| 1959 | Charles Lewis, T   |
| 1960 | Bill Lapham, C   |
| 1963 | Larry Ferguson, HB                                       |
| 1964 | Wally Hilgenberg, G<br>Mike Reilly, G<br>Paul Krause, HB |
| 1966 | Al Randolph, DB<br>John Niland, OG                       |
| 1969 | Ed Podolak, HB   |
| 1972 | Craig Clemons, DB  |
| 1976 | Joe Devlin, OG<br>Jim Jensen, HB<br>Rod Walters, OT      |

**All-Star Honors****Jerry Reichow**

Most Valuable Player, 1955 East-West Shrine Game

**Paul Krause**

Most Valuable Player, 1964 Senior Bowl

**Craig Clemons**

Best Defensive Back, 1971 Senior Bowl

**Fred Russell**

Team MVP, 2004 Hula Bowl

**Carl Davis**

Practice Player of the Week, defense, 2015 Senior Bowl

Iowa football has been a popular choice for football fans, as Iowa's attendance figures would indicate. But the Hawkeyes have also been a favorite for television viewers as well. Every Iowa game over the past 18 seasons has been televised. All 12 of Iowa's regular season games during the 2020 season will again be televised. The Hawkeyes have a 245-156-5 overall television record, and during one stretch (1955 to 1959) went 10 games without a defeat.

**1953 (1-0) Network**

Oct. 24 Iowa 19, Indiana 13 \_\_\_\_\_ NBC

**1954 (1-0) Network**

Sept. 25 Iowa 14, Michigan State 10 \_\_\_\_\_ ABC

**1955 (1-1) Network**

Oct. 29 Michigan 33, Iowa 21 \_\_\_\_\_ NBC

Nov. 5 Iowa 26, Minnesota 0 \_\_\_\_\_ CBS

**1956 (3-0) Network**

Sept. 29 Iowa 27, Indiana 0 \_\_\_\_\_ NBC

Nov. 10 Iowa 7, Minnesota 0 \_\_\_\_\_ NBC

Jan. 1 Iowa 35, Oregon State 19 \_\_\_\_\_ NBC

**1957 (1-0-1) Network**

Nov. 2 Iowa 21, Michigan 21 \_\_\_\_\_ NBC

Nov. 23 Iowa 21, Notre Dame 13 \_\_\_\_\_ NBC

**1958 (3-0) Network**

Oct. 18 Iowa 20, Wisconsin 9 \_\_\_\_\_ NBC

Nov. 22 Iowa 31, Notre Dame 21 \_\_\_\_\_ ABC

Jan. 1 Iowa 38, California 12 \_\_\_\_\_ NBC

**1959 (1-1) Network**

Oct. 10 Iowa 37, Michigan State 8 \_\_\_\_\_ NBC

Oct. 24 Purdue 14, Iowa 7 \_\_\_\_\_ ABC

**1960 (2-0) Network**

Oct. 15 Iowa 28, Wisconsin 21 \_\_\_\_\_ ABC

Nov. 12 Iowa 35, Ohio State 12 \_\_\_\_\_ ABC

**1961 (1-1) Network**

Oct. 7 Iowa 35, Southern Cal 34 \_\_\_\_\_ ABC

Nov. 11 Minnesota 16, Iowa 9 \_\_\_\_\_ ABC

**1964 (1-0) Network**

Oct. 3 Iowa 28, Washington 18 \_\_\_\_\_ NBC

**1965 (1-1) Network**

Sept. 25 Iowa 27, Oregon State 7 \_\_\_\_\_ NBC

Nov. 6 Michigan State 35, Iowa 0 \_\_\_\_\_ NBC

**1969 (2-0) Network**

Oct. 25 Iowa 19, Michigan State 18 \_\_\_\_\_ ABC

Nov. 8 Iowa 28, Indiana 17 \_\_\_\_\_ ABC

**1971 (0-1) Network**

Sept. 25 Penn State 44, Iowa 14 \_\_\_\_\_ ABC

**1977 (1-1) Network**

Sept. 17 Iowa 12, Iowa State 10 \_\_\_\_\_ ABC

Oct. 28 Purdue 34, Iowa 7 \_\_\_\_\_ ABC

**1981 (1-2) Network**

Oct. 24 Minnesota 12, Iowa 10 \_\_\_\_\_ ABC

Nov. 14 Iowa 17, Wisconsin 7 \_\_\_\_\_ ABC

Jan. 1 Washington 28, Iowa 0 \_\_\_\_\_ NBC

**1982 (3-0) Network**

Oct. 9 Iowa 24, Indiana 20 \_\_\_\_\_ CBS

Oct. 30 Iowa 14, Illinois 13 \_\_\_\_\_ CBS

Dec. 31 Iowa 28, Tennessee 22 \_\_\_\_\_ CBS

**1983 (2-2) Network**

Sept. 10 Iowa 51, Iowa State 10 \_\_\_\_\_ ABC

Sept. 24 Iowa 20, Ohio State 14 \_\_\_\_\_ CBS

Oct. 22 Michigan 16, Iowa 13 \_\_\_\_\_ ABC

Dec. 31 Florida 14, Iowa 6 \_\_\_\_\_ ABC

**1984 (5-3-1) Network**

Sept. 8 Iowa 59, Iowa State 21 \_\_\_\_\_ REG

Sept. 22 Ohio State 45, Iowa 26 \_\_\_\_\_ CBS

Sept. 29 Iowa 21, Illinois 16 \_\_\_\_\_ CBS

Oct. 20 Iowa 26, Michigan 0 \_\_\_\_\_ CBS

Oct. 27 Iowa 24, Indiana 20 \_\_\_\_\_ REG

Nov. 3 Iowa 10, Wisconsin 10 \_\_\_\_\_ CBS

Nov. 10 Michigan State 17, Iowa 16 \_\_\_\_\_ REG

Nov. 17 Minnesota 23, Iowa 17 \_\_\_\_\_ REG

Dec. 26 Iowa 55, Texas 17 \_\_\_\_\_ METRO

**1985 (5-2) Network**

Sept. 28 Iowa 57, Iowa State 3 \_\_\_\_\_ RAYCOM

Oct. 5 Iowa 35, Michigan State 31 \_\_\_\_\_ CBS

Oct. 19 Iowa 12, Michigan 10 \_\_\_\_\_ CBS

Nov. 2 Ohio State 22, Iowa 13 \_\_\_\_\_ CBS

Nov. 16 Iowa 27, Purdue 24 \_\_\_\_\_ CBS

Nov. 23 Iowa 31, Minnesota 9 \_\_\_\_\_ WTBS

Jan. 1 UCLA 45, Iowa 28 \_\_\_\_\_ NBC

**1986 (4-2) Network**

Sept. 13 Iowa 43, Iowa State 7 \_\_\_\_\_ WTBS

Oct. 4 Iowa 24, Michigan State 21 \_\_\_\_\_ CBS

Oct. 18 Michigan 20, Iowa 17 \_\_\_\_\_ CBS

Nov. 1 Ohio State 31, Iowa 10 \_\_\_\_\_ WTBS

Nov. 22 Iowa 30, Minnesota 27 \_\_\_\_\_ WTBS

Dec. 30 Iowa 39, San Diego State 38 \_\_\_\_\_ REG

**1987 (4-3) Network**

Aug. 30 Tennessee 23, Iowa 22 \_\_\_\_\_ ABC

Sept. 19 Iowa 48, Iowa State 9 \_\_\_\_\_ REG

Oct. 3 Michigan State 19, Iowa 14 \_\_\_\_\_ BIG TEN

Oct. 17 Michigan 37, Iowa 10 \_\_\_\_\_ ABC

Oct. 24 Iowa 38, Purdue 14 \_\_\_\_\_ ABC

Oct. 31 Iowa 29, Indiana 21 \_\_\_\_\_ BIG TEN

Dec. 30 Iowa 20, Wyoming 19 \_\_\_\_\_ ESPN

**1988 (3-3-3) Network**

Sept. 3 Hawaii 27, Iowa 24 \_\_\_\_\_ REG

Sept. 24 Iowa 10, Iowa State 3 \_\_\_\_\_ BIG TEN

Oct. 1 Iowa 10, Michigan State 10 \_\_\_\_\_ ABC

Oct. 15 Iowa 17, Michigan 17 \_\_\_\_\_ ABC

Oct. 22 Iowa 31, Purdue 7 \_\_\_\_\_ BIG TEN

Oct. 29 Indiana 45, Iowa 34 \_\_\_\_\_ ABC

Nov. 12 Iowa 24, Ohio State 24 \_\_\_\_\_ BIG TEN

Nov. 19 Iowa 31, Minnesota 22 \_\_\_\_\_ BIG TEN

Dec. 31 N.C. State 28, Iowa 23 \_\_\_\_\_ MISLOU

**1989 (1-3) Network**

Sept. 23 Iowa 31, Iowa State 21 \_\_\_\_\_ REG

Oct. 21 Michigan 26, Iowa 12 \_\_\_\_\_ ABC

Nov. 4 Illinois 31, Iowa 7 \_\_\_\_\_ ABC

Nov. 11 Ohio State 28, Iowa 0 \_\_\_\_\_ ESPN

**1990 (4-2) Network**

Sept. 22 Iowa 45, Iowa State 35 \_\_\_\_\_ REG

Oct. 20 Iowa 24, Michigan 23 \_\_\_\_\_ ESPN

Nov. 3 Iowa 54, Illinois 28 \_\_\_\_\_ ABC

Nov. 10 Ohio State 27, Iowa 26 \_\_\_\_\_ ABC

Nov. 17 Iowa 38, Purdue 9 \_\_\_\_\_ ABC

Jan. 1 Washington 46, Iowa 34 \_\_\_\_\_ ABC

**1991 (6-1-1) Network**

Sept. 7 Iowa 53, Hawaii 10 \_\_\_\_\_ ESPN

Sept. 14 Iowa 29, Iowa State 10 \_\_\_\_\_ REG

Oct. 5 Michigan 43, Iowa 24 \_\_\_\_\_ ABC

Oct. 19 Iowa 24, Illinois 21 \_\_\_\_\_ ABC

Oct. 26 Iowa 31, Purdue 21 \_\_\_\_\_ ESPN

Nov. 2 Iowa 16, Ohio State 9 \_\_\_\_\_ ABC

Nov. 9 Iowa 38, Indiana 21 \_\_\_\_\_ ABC

Dec. 31 Iowa 13, BYU 13 \_\_\_\_\_ ESPN

**1992 (2-5) Network**

Aug. 28 N.C. State 24, Iowa 14 \_\_\_\_\_ RAYCOM

Sept. 5 Miami (FL) 24, Iowa 7 \_\_\_\_\_ ABC

Sept. 12 Iowa 21, Iowa State 7 \_\_\_\_\_ ESPN

Sept. 26 Colorado 28, Iowa 12 \_\_\_\_\_ ABC

Oct. 3 Michigan 52, Iowa 28 \_\_\_\_\_ ABC

Oct. 17 Iowa 24, Illinois 14 \_\_\_\_\_ ESPN

Oct. 31 Ohio State 38, Iowa 15 \_\_\_\_\_ ABC

**1993 (1-4) Network**

Sept. 11 Iowa 31, Iowa State 28 \_\_\_\_\_ ABC

Sept. 18 Penn State 31, Iowa 0 \_\_\_\_\_ ABC

Oct. 2 Michigan 24, Iowa 7 \_\_\_\_\_ ESPN

Nov. 23 Michigan State 24, Iowa 10 \_\_\_\_\_ ESPN

Dec. 31 California 37, Iowa 3 \_\_\_\_\_ ESPN

**1994 (1-2) Network**

Sept. 10 Iowa 37, Iowa State 9 \_\_\_\_\_ ABC

Sept. 17 Penn State 61, Iowa 21 \_\_\_\_\_ ESPN2

Oct. 1 Michigan 29, Iowa 14 \_\_\_\_\_ ABC

**1995 (5-4) Network**

Sept. 16 Iowa 27, Iowa State 10 REG  
 Oct. 7 Iowa 21, Michigan State 7 BIG TEN  
 Oct. 14 Iowa 22, Indiana 13 ESPN2  
 Oct. 21 Penn State 41, Iowa 27 ABC  
 Oct. 28 Ohio State 56, Iowa 35 ESPN  
 Nov. 4 Illinois 26, Iowa 7 ESPN  
 Nov. 11 Northwestern 31, Iowa 20 BIG TEN  
 Nov. 18 Iowa 33, Wisconsin 20 ESPN2  
 Dec. 29 Iowa 38, Washington 18 CBS

**1996 (8-3) Network**

Sept. 7 Iowa 21, Arizona 20 ESPN  
 Sept. 14 Iowa 38, Iowa State 13 ABC  
 Sept. 21 Tulsa 27, Iowa 20 REG  
 Oct. 5 Iowa 37, Michigan State 30 ESPN2  
 Oct. 19 Iowa 21, Penn State 20 ESPN2  
 Oct. 26 Ohio State 38, Iowa 26 ABC  
 Nov. 2 Iowa 31, Illinois 21 BIG TEN  
 Nov. 9 Northwestern 40, Iowa 13 ABC  
 Nov. 16 Iowa 31, Wisconsin 0 ESPN  
 Nov. 23 Iowa 43, Minnesota 24 ESPN2  
 Dec. 20 Iowa 27, Texas Tech 0 ESPN

**1997 (5-5) Network**

Sept. 6 Iowa 66, Northern Iowa 0 E-REG  
 Sept. 20 Iowa 63, Iowa State 20 ABC  
 Sept. 27 Iowa 38, Illinois 10 ESPN2  
 Oct. 4 Ohio State 23, Iowa 7 ABC  
 Oct. 18 Michigan 28, Iowa 24 ESPN  
 Oct. 25 Iowa 62, Indiana 0 E-REG  
 Nov. 1 Iowa 35, Purdue 17 ESPN2  
 Nov. 8 Wisconsin 13, Iowa 10 ESPN  
 Nov. 15 Northwestern 15, Iowa 14 ESPN2  
 Dec. 31 Arizona State 17, Iowa 7 CBS

**1998 (3-6) Network**

Sept. 5 Iowa 38, Central Michigan 0 E-REG  
 Sept. 12 Iowa State 27, Iowa 9 ESPN2  
 Sept. 19 Arizona 35, Iowa 11 FOX  
 Sept. 26 Iowa 37, Illinois 14 E-REG  
 Oct. 3 Michigan 12, Iowa 9 ABC  
 Oct. 10 Iowa 26, Northwestern 24 ESPN2  
 Oct. 17 Indiana 14, Iowa 7 E-REG  
 Oct. 24 Wisconsin 31, Iowa 0 ABC  
 Nov. 14 Ohio State 45, Iowa 14 ABC

**1999 (1-8) Network**

Sept. 4 Nebraska 42, Iowa 7 ABC  
 Sept. 11 Iowa State 17, Iowa 10 FOX  
 Sept. 18 Iowa 24, Northern Illinois 0 E-REG  
 Oct. 2 Michigan State 49, Iowa 3 E-REG  
 Oct. 9 Penn State 31, Iowa 7 E-REG  
 Oct. 16 Northwestern 23, Iowa 21 E-REG  
 Oct. 30 Ohio State 41, Iowa 11 E-REG  
 Nov. 13 Wisconsin 41, Iowa 3 ABC  
 Nov. 20 Minnesota 25, Iowa 21 E-REG

**2000 (3-7) Network**

Aug. 26 Kansas State 27, Iowa 7 FOX  
 Sept. 16 Iowa State 24, Iowa 14 E-REG  
 Sept. 23 Nebraska 42, Iowa 13 ABC  
 Sept. 30 Indiana 45, Iowa 33 E-REG  
 Oct. 7 Iowa 21, Michigan State 16 E-REG  
 Oct. 21 Ohio State 38, Iowa 10 E-REG  
 Oct. 28 Wisconsin 13, Iowa 7 E-REG  
 Nov. 4 Iowa 26, Penn State 23 (2 OT) E-REG  
 Nov. 11 Iowa 27, Northwestern 17 E-REG  
 Nov. 18 Minnesota 27, Iowa 24 E-REG

**2001 (6-5) Network**

Sept. 1 Iowa 51, Kent State 0 E-REG  
 Sept. 8 Iowa 44, Miami, OH 19 E-REG  
 Sept. 29 Iowa 24, Penn State 18 ESPN  
 Oct. 6 Purdue 23, Iowa 14 ESPN  
 Oct. 13 Michigan State 31, Iowa 28 ESPN2  
 Oct. 20 Iowa 42, Indiana 28 E-REG  
 Oct. 27 Michigan 32, Iowa 26 ABC  
 Nov. 3 Wisconsin 34, Iowa 28 E-REG  
 Nov. 10 Iowa 59, Northwestern 16 E-REG  
 Nov. 24 Iowa State 17, Iowa 14 FOX  
 Dec. 29 Iowa 19, Texas Tech 16 ESPN

**2002 (11-2) Network**

Aug. 31 Iowa 57, Akron 21 E-REG  
 Sept. 7 Iowa 29, Miami, OH 24 E-REG  
 Sept. 14 Iowa State 36, Iowa 31 ESPN2  
 Sept. 21 Iowa 48, Utah State 7 E-REG  
 Sept. 28 Iowa 35, Penn State 28 (OT) ESPN  
 Oct. 5 Iowa 31, Purdue 28 ESPN  
 Oct. 12 Iowa 44, Michigan State 16 ESPN  
 Oct. 19 Iowa 24, Indiana 6 E-REG  
 Oct. 26 Iowa 34, Michigan 9 E-REG  
 Nov. 2 Iowa 20, Wisconsin 3 ESPN  
 Nov. 9 Iowa 62, Northwestern 10 ESPN2  
 Nov. 16 Iowa 45, Minnesota 21 ESPN  
 Jan. 2 USC 38, Iowa 17 ABC

**2003 (10-3) Network**

Aug. 30 Iowa 21, Miami, OH 3 ESPN2  
 Sept. 6 Iowa 56, Buffalo 7 E-REG  
 Sept. 13 Iowa 40, Iowa State 21 FOX  
 Sept. 20 Iowa 21, Arizona State 2 ESPN2  
 Sept. 27 Michigan State 20, Iowa 10 E-REG  
 Oct. 4 Iowa 30, Michigan 27 ABC  
 Oct. 18 Ohio State 19, Iowa 10 ABC  
 Oct. 25 Iowa 26, Penn State 14 ABC  
 Nov. 1 Iowa 41, Illinois 10 E-REG  
 Nov. 8 Purdue 26, Iowa 14 ESPN  
 Nov. 15 Iowa 40, Minnesota 22 ESPN  
 Nov. 22 Iowa 27, Wisconsin 21 ABC  
 Jan. 1 Iowa 37, Florida 17 ESPN

**2004 (10-2) Network**

Sept. 4 Iowa 39, Kent State 7 E-REG  
 Sept. 11 Iowa 17, Iowa State 10 E-REG  
 Sept. 18 Arizona State 44, Iowa 7 E-REG  
 Sept. 25 Michigan 30, Iowa 17 ABC  
 Oct. 2 Iowa 38, Michigan State 16 E-REG  
 Oct. 16 Iowa 33, Ohio State 7 ABC  
 Oct. 23 Iowa 6, Penn State 4 ESPN2  
 Oct. 30 Iowa 23, Illinois 13 E-REG  
 Nov. 6 Iowa 23, Purdue 21 ESPN  
 Nov. 13 Iowa 29, Minnesota 27 ESPN  
 Nov. 20 Iowa 30, Wisconsin 7 ESPN  
 Jan. 1 Iowa 30, LSU 25 ABC

**2005 (7-5) Network**

Sept. 4 Iowa 56, Ball State 0 E-REG  
 Sept. 10 Iowa State 23, Iowa 3 ABC  
 Sept. 17 Iowa 45, Northern Iowa 21 E-REG  
 Sept. 24 Ohio State 31, Iowa 6 ABC  
 Oct. 1 Iowa 35, Illinois 7 E-REG  
 Oct. 8 Iowa 34, Purdue 17 ESPN  
 Oct. 15 Iowa 38, Indiana 21 E-REG  
 Oct. 22 Michigan 23, Iowa 20 (OT) ABC  
 Nov. 5 Northwestern 28, Iowa 27 ESPN  
 Nov. 12 Iowa 20, Wisconsin 10 ESPN  
 Nov. 19 Iowa 52, Minnesota 28 ESPN2  
 Jan. 2 Florida 31, Iowa 24 ESPN

**2006 (6-7) Network**

Sept. 2 Iowa 41, Montana 7 ESPN2  
 Sept. 9 Iowa 20, Syracuse 13 (2 OT) ABC  
 Sept. 16 Iowa 27, Iowa State 17 ESPN  
 Sept. 23 Iowa 24, Illinois 7 E-REG  
 Sept. 30 Ohio State 38, Iowa 17 ABC  
 Oct. 7 Iowa 47, Purdue 17 ESPN2  
 Oct. 14 Indiana 31, Iowa 28 ESPN2  
 Oct. 21 Michigan 20, Iowa 6 ABC  
 Oct. 28 Iowa 24, Northern Illinois 21 ESPN2  
 Nov. 4 Northwestern 21, Iowa 7 E-REG  
 Nov. 11 Wisconsin 24, Iowa 21 ESPN  
 Nov. 18 Minnesota 34, Iowa 24 E-REG  
 Dec. 30 Texas 26, Iowa 24 ESPN

**2007 (6-6) Network**

Sept. 1 Iowa 16, Northern Illinois 3 ESPN2  
 Sept. 8 Iowa 35, Syracuse 0 BTN  
 Sept. 15 Iowa State 15, Iowa 13 VERSUS  
 Sept. 22 Wisconsin 17, Iowa 13 ABC  
 Sept. 29 Indiana 38, Iowa 20 BTN  
 Oct. 6 Penn State 27, Iowa 7 ABC  
 Oct. 13 Iowa 10, Illinois 6 ESPN2  
 Oct. 20 Purdue 31, Iowa 6 ESPN2  
 Oct. 27 Iowa 34, Michigan State 27 (2 OT) ESPN2  
 Nov. 3 Iowa 28, Northwestern 17 ESPN2  
 Nov. 10 Iowa 21, Minnesota 16 BTN  
 Nov. 17 Western Michigan 28, Iowa 19 BTN



**2008 (9-4) \_\_\_\_\_ Network**

Aug. 30 Iowa 46, Maine 3 \_\_\_\_\_ BTN  
 Sept. 6 Iowa 42, FL International 0 \_\_\_\_\_ BTN  
 Sept. 13 Iowa 17, Iowa State 5 \_\_\_\_\_ BTN  
 Sept. 20 Pittsburgh 21, Iowa 20 \_\_\_\_\_ ESPN2  
 Sept. 27 Northwestern 22, Iowa 17 \_\_\_\_\_ ESPN-C  
 Oct. 4 Michigan State 16, Iowa 13 \_\_\_\_\_ ESPN2  
 Oct. 11 Iowa 45, Indiana 9 \_\_\_\_\_ BTN  
 Oct. 18 Iowa 38, Wisconsin 16 \_\_\_\_\_ BTN  
 Nov. 1 Illinois 27, Iowa 24 \_\_\_\_\_ ABC  
 Nov. 8 Iowa 24, Penn State 23 \_\_\_\_\_ ABC  
 Nov. 15 Iowa 22, Purdue 17 \_\_\_\_\_ BTN  
 Nov. 22 Iowa 55, Minnesota 0 \_\_\_\_\_ BTN  
 Jan. 1 Iowa 31, South Carolina 10 \_\_\_\_\_ ESPN

**2009 (11-2) \_\_\_\_\_ Network**

Sept. 5 Iowa 17, Northern Iowa 16 \_\_\_\_\_ BTN  
 Sept. 12 Iowa 35, Iowa State 3 \_\_\_\_\_ FOX  
 Sept. 19 Iowa 27, Arizona 17 \_\_\_\_\_ ABC  
 Sept. 26 Iowa 21, Penn State 10 \_\_\_\_\_ ABC  
 Oct. 3 Iowa 24, Arkansas State 21 \_\_\_\_\_ ESPN2  
 Oct. 10 Iowa 30, Michigan 28 \_\_\_\_\_ ABC  
 Oct. 17 Iowa 20, Wisconsin 10 \_\_\_\_\_ ESPN  
 Oct. 24 Iowa 15, Michigan State 13 \_\_\_\_\_ BTN  
 Oct. 31 Iowa 42, Indiana 24 \_\_\_\_\_ ESPN  
 Nov. 7 Northwestern 17, Iowa 10 \_\_\_\_\_ ESPN  
 Nov. 14 Ohio State 27, Iowa 24 (OT) \_\_\_\_\_ ABC  
 Nov. 21 Iowa 12, Minnesota 0 \_\_\_\_\_ ESPN  
 Jan. 5 Iowa 24, Georgia Tech 14 \_\_\_\_\_ FOX

**2010 (8-5) \_\_\_\_\_ Network**

Sept. 4 Iowa 37, Eastern Illinois 7 \_\_\_\_\_ BTN  
 Sept. 11 Iowa 35, Iowa State 7 \_\_\_\_\_ ABC  
 Sept. 18 Arizona 34, Iowa 27 \_\_\_\_\_ ESPN  
 Sept. 25 Iowa 45, Ball State 0 \_\_\_\_\_ BTN  
 Oct. 2 Iowa 24, Penn State 3 \_\_\_\_\_ ESPN  
 Oct. 16 Iowa 38, Michigan 28 \_\_\_\_\_ ABC  
 Oct. 23 Wisconsin 31, Iowa 30 \_\_\_\_\_ ABC  
 Oct. 30 Iowa 37, Michigan State 6 \_\_\_\_\_ ABC  
 Nov. 6 Iowa 18, Indiana 13 \_\_\_\_\_ BTN  
 Nov. 13 Northwestern 21, Iowa 17 \_\_\_\_\_ ESPN  
 Nov. 20 Ohio State 20, Iowa 17 \_\_\_\_\_ ABC  
 Nov. 27 Minnesota 27, Iowa 24 \_\_\_\_\_ BTN  
 Dec. 28 Iowa 27, Missouri 24 \_\_\_\_\_ ESPN

**2011 (7-6) \_\_\_\_\_ Network**

Sept. 3 Iowa 34, Tennessee Tech 7 \_\_\_\_\_ BTN  
 Sept. 10 Iowa State 44, Iowa 41 \_\_\_\_\_ FSN  
 Sept. 17 Iowa 31, Pittsburgh 27 \_\_\_\_\_ ESPN2  
 Sept. 24 Iowa 45, Louisiana-Monroe 17 \_\_\_\_\_ BTN  
 Oct. 8 Penn State 13, Iowa 3 \_\_\_\_\_ ABC  
 Oct. 15 Iowa 41, Northwestern 31 \_\_\_\_\_ BTN  
 Oct. 22 Iowa 45, Indiana 24 \_\_\_\_\_ BTN  
 Oct. 29 Minnesota 22, Iowa 21 \_\_\_\_\_ BTN  
 Nov. 5 Iowa 24, Michigan 16 \_\_\_\_\_ ESPN  
 Nov. 12 Michigan State 37, Iowa 21 \_\_\_\_\_ ESPN2  
 Nov. 19 Iowa 31, Purdue 21 \_\_\_\_\_ BTN  
 Nov. 25 Nebraska 20, Iowa 7 \_\_\_\_\_ ABC  
 Dec. 30 Oklahoma 31, Iowa 14 \_\_\_\_\_ ESPN

**2012 (4-8) \_\_\_\_\_ Network**

9/1 Iowa 18, N. Illinois 17 \_\_\_\_\_ ESPN2  
 9/8 Iowa State 9, Iowa 6 \_\_\_\_\_ BTN  
 9/15 Iowa 27, Northern Iowa 16 \_\_\_\_\_ BTN  
 9/22 Central Michigan 32, Iowa 31 \_\_\_\_\_ BTN  
 9/29 Iowa 31, Minnesota 13 \_\_\_\_\_ ESPN2  
 10/13 Iowa 19, Michigan St. 16 (2OT) \_\_\_\_\_ ESPN  
 10/20 Penn State 38, Iowa 14 \_\_\_\_\_ BTN  
 10/27 Northwestern 28, Iowa 17 \_\_\_\_\_ ESPN2  
 11/3 Indiana 24, Iowa 21 \_\_\_\_\_ BTN  
 11/10 Purdue 27, Iowa 24 \_\_\_\_\_ BTN  
 11/17 Michigan 42, Iowa 17 \_\_\_\_\_ ESPN  
 11/23 Nebraska 13, Iowa 7 \_\_\_\_\_ ABC

**2013 (8-5) \_\_\_\_\_ Network**

8/31 N. Illinois 30, Iowa 27 \_\_\_\_\_ BTN  
 9/7 Iowa 28, Missouri State 14 \_\_\_\_\_ BTN  
 9/14 Iowa 27, Iowa State 21 \_\_\_\_\_ FS1  
 9/21 Iowa 59, W. Michigan 3 \_\_\_\_\_ BTN  
 9/28 Iowa 23, Minnesota 7 \_\_\_\_\_ ABC  
 10/5 Michigan State 26, Iowa 14 \_\_\_\_\_ ESPN2  
 10/19 Ohio State 34, Iowa 24 \_\_\_\_\_ ABC  
 10/26 Iowa 17, Northwestern 10 (OT) \_\_\_\_\_ BTN  
 11/2 Wisconsin 28, Iowa 9 \_\_\_\_\_ ABC  
 11/9 Iowa 38, Purdue 14 \_\_\_\_\_ BTN  
 11/23 Iowa 24, Michigan 21 \_\_\_\_\_ BTN  
 11/29 Iowa 38, Nebraska 17 \_\_\_\_\_ ABC  
 1/1 LSU 21, Iowa 14 \_\_\_\_\_ ESPN

**2014 (7-6) \_\_\_\_\_ Network**

8/31 Iowa 31, Northern Iowa 23 \_\_\_\_\_ BTN  
 9/06 Iowa 17, Ball State 13 \_\_\_\_\_ ESPN2  
 9/13 Iowa State 20, Iowa 17 \_\_\_\_\_ ESPN  
 9/20 Iowa 24, Pittsburgh 20 \_\_\_\_\_ ESPN2  
 9/27 Iowa 24, Purdue 10 \_\_\_\_\_ BTN  
 10/11 Iowa 45, Indiana 29 \_\_\_\_\_ ESPN2  
 10/18 Maryland 38, Iowa 31 \_\_\_\_\_ ESPN2  
 11/01 Iowa 48, Northwestern 7 \_\_\_\_\_ BTN  
 11/08 Minnesota 51, Iowa 14 \_\_\_\_\_ ESPN2  
 11/15 Iowa 30, Illinois 14 \_\_\_\_\_ BTN  
 11/22 Wisconsin 26, Iowa 24 \_\_\_\_\_ ABC  
 11/18 Nebraska 37, Iowa 34 (OT) \_\_\_\_\_ ABC  
 1/02 Tennessee 45, Iowa 28 \_\_\_\_\_ ESPN

**2015 (12-2) \_\_\_\_\_ Network**

9/5 Iowa 31, Illinois State 14 \_\_\_\_\_ BTN  
 9/12 Iowa 31, Iowa State 17 \_\_\_\_\_ FOX  
 9/19 Iowa 27, Pittsburgh 24 \_\_\_\_\_ BTN  
 9/26 Iowa 62, North Texas 16 \_\_\_\_\_ ESPN2  
 10/3 Iowa 10, Wisconsin 6 \_\_\_\_\_ ESPN  
 10/10 Iowa 29, Illinois 20 \_\_\_\_\_ ESPN2  
 10/17 Iowa 40, Northwestern 10 \_\_\_\_\_ ABC  
 10/31 Iowa 31, Maryland 15 \_\_\_\_\_ ABC  
 11/7 Iowa 35, Indiana 27 \_\_\_\_\_ ESPN  
 11/14 Iowa 40, Minnesota 35 \_\_\_\_\_ BTN  
 11/21 Iowa 40, Purdue 20 \_\_\_\_\_ ESPN2  
 11/27 Iowa 28, Nebraska 20 \_\_\_\_\_ ABC  
 12/5 Michigan State 16, Iowa 13 \_\_\_\_\_ FOX  
 1/1 Stanford 45, Iowa 16 \_\_\_\_\_ ESPN

**2016 (8-5) \_\_\_\_\_ Network**

9/3 Iowa 45, Miami Ohio 21 \_\_\_\_\_ ESPN2  
 9/10 Iowa 42, Iowa State 3 \_\_\_\_\_ BTN  
 9/17 N. Dakota State 23, Iowa 21 \_\_\_\_\_ ESPN2  
 9/24 Iowa 14, Rutgers 7 \_\_\_\_\_ ESPN2  
 10/1 Northwestern 38, Iowa 31 \_\_\_\_\_ ESPN2  
 10/8 Iowa 14, Minnesota 7 \_\_\_\_\_ ESPN2  
 10/15 Iowa 49, Purdue 35 \_\_\_\_\_ ESPN2  
 10/22 Wisconsin 17, Iowa 9 \_\_\_\_\_ ESPN  
 11/5 Penn State 41, Iowa 14 \_\_\_\_\_ BTN  
 11/12 Iowa 14, Michigan 13 \_\_\_\_\_ ABC  
 11/19 Iowa 28, Illinois 0 \_\_\_\_\_ BTN  
 11/25 Iowa 40, Nebraska 10 \_\_\_\_\_ ABC  
 1/2 Florida 30, Iowa 3 \_\_\_\_\_ ABC

**Legend**

BTN - - Big Ten Network; Big Ten - - Big Ten Conference regional network; FS1 - - FOX Sports 1; FOX - - FOX Sports;  
 REG - - Iowa or opponent regional network; E-REG - - ESPN Regional; ESPN-C - - ESPN Classic

**2017 (8-5) \_\_\_\_\_ Network**

|       |                                     |       |
|-------|-------------------------------------|-------|
| 9/2   | Iowa 24, Wyoming 3 _____            | BTN   |
| 9/9   | Iowa 44, Iowa State 41 (OT) _____   | ESPN2 |
| 9/16  | Iowa 31, North Texas 14 _____       | ESPN2 |
| 9/23  | Penn State 21, Iowa 19 _____        | ABC   |
| 9/30  | Michigan State 17, Iowa 10 _____    | FS1   |
| 10/7  | Iowa 45, Illinois 16 _____          | BTN   |
| 10/21 | Northwestern 17, Iowa 10 (OT) _____ | ESPN2 |
| 10/28 | Iowa 17, Minnesota 10 _____         | FS1   |
| 11/4  | Iowa 55, Ohio State 24 _____        | ESPN  |
| 11/11 | Wisconsin 38, Iowa 14 _____         | ABC   |
| 11/18 | Purdue 24, Iowa 15 _____            | BTN   |
| 11/24 | Iowa 56, Nebraska 14 _____          | FS1   |
| 12/28 | Iowa 27, Boston College 20 _____    | ESPN  |

**2018 (9-4) \_\_\_\_\_ Network**

|       |                                     |       |
|-------|-------------------------------------|-------|
| 9/1   | Iowa 33, Northern Illinois 7 _____  | BTN   |
| 9/8   | Iowa 13, Iowa State 3 _____         | FOX   |
| 9/15  | Iowa 38, Northern Iowa 14 _____     | BTN   |
| 9/22  | Wisconsin 28, Iowa 17 _____         | FOX   |
| 10/6  | Iowa 48, Minnesota 31 _____         | BTN   |
| 10/13 | Iowa 42, Indiana 16 _____           | ESPN2 |
| 10/20 | Iowa 23, Maryland 0 _____           | ESPN2 |
| 10/27 | Penn State 30, Iowa 24 _____        | ESPN  |
| 11/3  | Purdue 38, Iowa 36 _____            | ESPN2 |
| 11/10 | Northwestern 14, Iowa 10 _____      | FOX   |
| 11/17 | Iowa 63, Illinois 0 _____           | BTN   |
| 11/23 | Iowa 31, Nebraska 28 _____          | FOX   |
| 1/1   | Iowa 27, Mississippi State 22 _____ | ESPN2 |

**2019 (10-3) \_\_\_\_\_ Network**

|       |                                       |       |
|-------|---------------------------------------|-------|
| 8/31  | Iowa 38, Miami, Ohio 14 _____         | FS1   |
| 9/7   | Iowa 30, Rutgers 0 _____              | FS1   |
| 9/14  | Iowa 18, Iowa State 17 _____          | FS1   |
| 9/28  | Iowa 48, Middle Tennessee 3 _____     | ESPN2 |
| 10/5  | Michigan 10, Iowa 3 _____             | FOX   |
| 10/12 | Penn State 17, Iowa 12 _____          | ABC   |
| 10/19 | Iowa 26, Purdue 20 _____              | ESPN2 |
| 10/26 | Iowa 20, Northwestern 0 _____         | ESPN2 |
| 11/9  | Wisconsin 24, Iowa 22 _____           | FOX   |
| 11/16 | Iowa 23, Minnesota 19 _____           | FOX   |
| 11/23 | Iowa 19, Illinois 10 _____            | BTN   |
| 11/29 | Iowa 27, Nebraska 24 _____            | BTN   |
| 12/27 | Iowa 49, Southern California 24 _____ | FS1   |

**Iowa's Record by Network**

|                         |                  |
|-------------------------|------------------|
| ABC:                    | 41-56-1          |
| Big Ten (prior to BTN): | 13-3-1           |
| Big Ten Network (BTN):  | 35-11            |
| CBS:                    | 12-4-1           |
| ESPN:                   | 36-25-1          |
| ESPN2:                  | 33-17            |
| ESPN Regional:          | 28-16            |
| ESPN Classic:           | 1-0              |
| ESPNU:                  | 9-1              |
| FOX:                    | 7-10             |
| Fox Sports 1/FS1:       | 7-1              |
| Metro:                  | 1-0              |
| Mislou:                 | 0-1              |
| NBC:                    | 10-4-1           |
| Raycom:                 | 1-1              |
| Regional:               | 8-4              |
| Versus:                 | 0-1              |
| WTBS:                   | 3-1              |
| <b>Total:</b>           | <b>245-156-5</b> |

**No coach**
**1889 (0-1-0)**

11/16 \_\_\_\_ L \_\_\_\_ Grinnell \_\_\_\_ 0-24

**1890 (1-1-0)**

10/18 \_\_\_\_ L \_\_\_\_ \* Grinnell \_\_\_\_ 6-14

\_\_\_\_ L \_\_\_\_ Iowa Medical \_\_\_\_ 10-22

11/27 \_\_\_\_ W \_\_\_\_ Iowa Wesleyan \_\_\_\_ 91-0

**1891 (3-2-0)**

10/24 \_\_\_\_ W \_\_\_\_ \* Cornell \_\_\_\_ 64-6

11/2 \_\_\_\_ L \_\_\_\_ \* Minnesota \_\_\_\_ 4-42

11/9 \_\_\_\_ L \_\_\_\_ Grinnell \_\_\_\_ 4-6

11/26 \_\_\_\_ W \_\_\_\_ Nebraska \_\_\_\_ 22-0

12/5 \_\_\_\_ W \_\_\_\_ Kansas \_\_\_\_ 18-14

**Coach E.A. Dalton**
**1892 (3-2-1)**

10/21 \_\_\_\_ W \_\_\_\_ Coe \_\_\_\_ 48-0

10/29 \_\_\_\_ W \_\_\_\_ \* Knox \_\_\_\_ 44-0

11/5 \_\_\_\_ L \_\_\_\_ Kansas \_\_\_\_ 4-24

11/12 \_\_\_\_ L \_\_\_\_ Missouri \_\_\_\_ 0-22

11/16 \_\_\_\_ W \_\_\_\_ \* Grinnell \_\_\_\_ 18-12

11/24 \_\_\_\_ T \_\_\_\_ Nebraska \_\_\_\_ 10-10

**Coach Ben Donnelly**
**1893 (3-4-0)**

10/7 \_\_\_\_ W \_\_\_\_ Coe \_\_\_\_ 56-0

10/14 \_\_\_\_ L \_\_\_\_ Denver Ath. Club \_\_\_\_ 0-58

10/21 \_\_\_\_ W \_\_\_\_ \* Luther \_\_\_\_ 32-0

11/4 \_\_\_\_ L \_\_\_\_ Kansas \_\_\_\_ 24-35

11/11 \_\_\_\_ L \_\_\_\_ Grinnell \_\_\_\_ 14-36

11/18 \_\_\_\_ W \_\_\_\_ \* Missouri \_\_\_\_ 34-12

11/30 \_\_\_\_ L \_\_\_\_ Nebraska \_\_\_\_ 18-20

**Coach Roger Sherman**
**1894 (4-4-1)**

10/1 \_\_\_\_ L \_\_\_\_ \* Iowa State \_\_\_\_ 8-16

10/13 \_\_\_\_ W \_\_\_\_ \* Cornell \_\_\_\_ 60-0

10/20 \_\_\_\_ W \_\_\_\_ Augustana \_\_\_\_ 34-0

10/27 \_\_\_\_ T \_\_\_\_ Chicago \_\_\_\_ 18-18

10/29 \_\_\_\_ L \_\_\_\_ Wisconsin \_\_\_\_ 0-44

11/3 \_\_\_\_ W \_\_\_\_ \* Kansas \_\_\_\_ 14-12

11/10 \_\_\_\_ W \_\_\_\_ \* Grinnell \_\_\_\_ 6-0

11/19 \_\_\_\_ L \_\_\_\_ Missouri \_\_\_\_ 6-32

11/29 \_\_\_\_ L \_\_\_\_ \*Nebraska \_\_\_\_ 0-36

**No coach**
**1895 (2-5-0)**

10/12 \_\_\_\_ L \_\_\_\_ \* Doane \_\_\_\_ 0-10

10/19 \_\_\_\_ W \_\_\_\_ Parsons \_\_\_\_ 28-0

10/28 \_\_\_\_ L \_\_\_\_ \* Iowa State \_\_\_\_ 0-24

11/2 \_\_\_\_ L \_\_\_\_ Kansas \_\_\_\_ 0-52

11/18 \_\_\_\_ L \_\_\_\_ Missouri \_\_\_\_ 0-34

11/19 \_\_\_\_ W \_\_\_\_ Penn College \_\_\_\_ 14-12

11/28 \_\_\_\_ L \_\_\_\_ Nebraska \_\_\_\_ 0-6

**Coach A.E. Bull**
**1896 (7-1-1)**

10/3 \_\_\_\_ W \_\_\_\_ \* Drake \_\_\_\_ 32-0

10/10 \_\_\_\_ L \_\_\_\_ Chicago \_\_\_\_ 0-6

10/26 \_\_\_\_ W \_\_\_\_ \* Kansas \_\_\_\_ 6-0

11/4 \_\_\_\_ W \_\_\_\_ \* Wilton \_\_\_\_ 27-0

11/9 \_\_\_\_ W \_\_\_\_ Missouri \_\_\_\_ 12-0

11/14 \_\_\_\_ W \_\_\_\_ \*Grinnell \_\_\_\_ 15-6

11/21 \_\_\_\_ W \_\_\_\_ \*D.M. YMCA \_\_\_\_ 34-0

11/26 \_\_\_\_ T \_\_\_\_ \*Nebraska \_\_\_\_ 0-0

11/28 \_\_\_\_ W \_\_\_\_ \*Nebraska \_\_\_\_ 0-6

**Coach Otto Wagonhurst**
**1897 (4-4-0)**

10/2 \_\_\_\_ W \_\_\_\_ \* Wilton \_\_\_\_ 22-4

10/16 \_\_\_\_ W \_\_\_\_ Northwestern \_\_\_\_ 12-6

10/23 \_\_\_\_ L \_\_\_\_ \* P &amp; S \_\_\_\_ 0-14

10/30 \_\_\_\_ L \_\_\_\_ Kansas \_\_\_\_ 0-56

11/5 \_\_\_\_ L \_\_\_\_ \* Iowa State \_\_\_\_ 0-6

11/13 \_\_\_\_ W \_\_\_\_ Drake \_\_\_\_ 16-0

11/20 \_\_\_\_ W \_\_\_\_ \* Grinnell \_\_\_\_ 16-12

11/25 \_\_\_\_ L \_\_\_\_ Nebraska \_\_\_\_ 0-6

**Coach Alden Knipe**
**1898 (3-4-2)**

10/1 \_\_\_\_ T \_\_\_\_ \*Knox \_\_\_\_ 0-0

10/8 \_\_\_\_ L \_\_\_\_ Chicago \_\_\_\_ 0-38

10/15 \_\_\_\_ L \_\_\_\_ \* Drake \_\_\_\_ 5-18

10/22 \_\_\_\_ W \_\_\_\_ \* Upper Iowa \_\_\_\_ 23-5

10/29 \_\_\_\_ L \_\_\_\_ \*Rush \_\_\_\_ 11-15

11/5 \_\_\_\_ L \_\_\_\_ \* Iowa Teachers \_\_\_\_ 5-11

11/12 \_\_\_\_ T \_\_\_\_ Grinnell \_\_\_\_ 5-5

11/17 \_\_\_\_ W \_\_\_\_ \* Simpson \_\_\_\_ 12-0

11/24 \_\_\_\_ W \_\_\_\_ Nebraska \_\_\_\_ 6-5

**1899 (8-0-1)**

9/23 \_\_\_\_ W \_\_\_\_ \* Iowa Teachers \_\_\_\_ 22-0

10/7 \_\_\_\_ T \_\_\_\_ Chicago \_\_\_\_ 5-5

10/14 \_\_\_\_ W \_\_\_\_ \* Penn \_\_\_\_ 35-0

10/21 \_\_\_\_ W \_\_\_\_ \* Rush \_\_\_\_ 17-0

10/28 \_\_\_\_ W \_\_\_\_ \* Iowa State \_\_\_\_ 5-0

11/4 \_\_\_\_ W \_\_\_\_ Nebraska \_\_\_\_ 30-0

11/11 \_\_\_\_ W \_\_\_\_ \* Grinnell \_\_\_\_ 16-6

11/18 \_\_\_\_ W \_\_\_\_ \* Knox \_\_\_\_ 33-0

11/30 \_\_\_\_ W \_\_\_\_ Illinois \_\_\_\_ 58-0

**1900 (7-0-1)**

9/28 \_\_\_\_ W \_\_\_\_ \* Upper Iowa \_\_\_\_ 57-0

10/6 \_\_\_\_ W \_\_\_\_ \* Iowa Teachers \_\_\_\_ 68-0

10/13 \_\_\_\_ W \_\_\_\_ \* Simpson \_\_\_\_ 47-0

10/19 \_\_\_\_ Iowa State \_\_\_\_ cancelled

10/26 \_\_\_\_ W \_\_\_\_ \* Drake \_\_\_\_ 26-0

11/2 \_\_\_\_ W \_\_\_\_ Chicago \_\_\_\_ 17-0

11/10 \_\_\_\_ W \_\_\_\_ Michigan \_\_\_\_ 28-5

11/17 \_\_\_\_ W \_\_\_\_ \* Grinnell \_\_\_\_ 63-2

11/29 \_\_\_\_ T \_\_\_\_ Northwestern \_\_\_\_ 5-5

**1901 (6-3-0)**

10/5 \_\_\_\_ W \_\_\_\_ \* Iowa Teachers \_\_\_\_ 16-0

10/12 \_\_\_\_ W \_\_\_\_ Drake \_\_\_\_ 6-5

10/19 \_\_\_\_ W \_\_\_\_ \* Iowa State \_\_\_\_ 12-0

10/26 \_\_\_\_ L \_\_\_\_ Minnesota \_\_\_\_ 0-16

10/30 \_\_\_\_ W \_\_\_\_ \* Coe \_\_\_\_ 11-0

11/2 \_\_\_\_ W \_\_\_\_ \* Knox \_\_\_\_ 23-6

11/9 \_\_\_\_ L \_\_\_\_ \* Illinois \_\_\_\_ 0-27

11/16 \_\_\_\_ W \_\_\_\_ \* Grinnell \_\_\_\_ 17-11

11/28 \_\_\_\_ L \_\_\_\_ Michigan \_\_\_\_ 0-50

**1902 (5-4-0)**

10/4 \_\_\_\_ W \_\_\_\_ \* Iowa Teachers \_\_\_\_ 63-5

10/11 \_\_\_\_ W \_\_\_\_ \* Drake \_\_\_\_ 12-0

10/18 \_\_\_\_ W \_\_\_\_ \* Simpson \_\_\_\_ 10-0

10/25 \_\_\_\_ L \_\_\_\_ \* Minnesota \_\_\_\_ 0-34

11/1 \_\_\_\_ W \_\_\_\_ \* Iowa State \_\_\_\_ 12-6

11/8 \_\_\_\_ L \_\_\_\_ Michigan \_\_\_\_ 0-107

11/15 \_\_\_\_ W \_\_\_\_ Washington (MO) \_\_\_\_ 61-0

11/20 \_\_\_\_ L \_\_\_\_ Missouri \_\_\_\_ 0-6

11/27 \_\_\_\_ L \_\_\_\_ Illinois \_\_\_\_ 0-80

**Coach John Chalmers**
**1903 (9-2-0)**

9/27 \_\_\_\_ W \_\_\_\_ \* Cornell \_\_\_\_ 6-0

9/30 \_\_\_\_ W \_\_\_\_ \* Coe \_\_\_\_ 16-0

10/3 \_\_\_\_ W \_\_\_\_ \* Iowa Teachers \_\_\_\_ 29-0

10/9 \_\_\_\_ W \_\_\_\_ \* Drake \_\_\_\_ 22-6

10/17 \_\_\_\_ L \_\_\_\_ Minnesota \_\_\_\_ 0-75

10/24 \_\_\_\_ W \_\_\_\_ Grinnell \_\_\_\_ 17-0

10/31 \_\_\_\_ L \_\_\_\_ \* Nebraska \_\_\_\_ 6-17

11/6 \_\_\_\_ W \_\_\_\_ \* Simpson \_\_\_\_ 35-2

11/14 \_\_\_\_ W \_\_\_\_ Missouri \_\_\_\_ 16-0

11/21 \_\_\_\_ W \_\_\_\_ \* Illinois \_\_\_\_ 12-0

11/26 \_\_\_\_ W \_\_\_\_ Washington (MO) \_\_\_\_ 12-2

**1904 (7-4-0)**

9/24 \_\_\_\_ W \_\_\_\_ \* Coe \_\_\_\_ 17-0

9/28 \_\_\_\_ W \_\_\_\_ \* Augustana \_\_\_\_ 33-2

10/1 \_\_\_\_ W \_\_\_\_ \* Cornell \_\_\_\_ 88-0

10/8 \_\_\_\_ W \_\_\_\_ Drake \_\_\_\_ 17-0

10/15 \_\_\_\_ L \_\_\_\_ Chicago \_\_\_\_ 0-39

10/22 \_\_\_\_ W \_\_\_\_ \* Iowa Teachers \_\_\_\_ 11-5

10/29 \_\_\_\_ W \_\_\_\_ \* Iowa State \_\_\_\_ 10-6

11/5 \_\_\_\_ L \_\_\_\_ Nebraska \_\_\_\_ 6-17

11/12 \_\_\_\_ W \_\_\_\_ \* Grinnell \_\_\_\_ 69-0

11/19 \_\_\_\_ L \_\_\_\_ Illinois \_\_\_\_ 0-29

11/24 \_\_\_\_ L \_\_\_\_ Minnesota \_\_\_\_ 0-11

**1905 (8-2-0)**

9/26 \_\_\_\_ W \_\_\_\_ \* Coe \_\_\_\_ 27-0

9/30 \_\_\_\_ W \_\_\_\_ \* Monmouth \_\_\_\_ 40-0

10/7 \_\_\_\_ L \_\_\_\_ Chicago \_\_\_\_ 0-42

10/21 \_\_\_\_ L \_\_\_\_ Minnesota \_\_\_\_ 0-39

10/28 \_\_\_\_ W \_\_\_\_ \* Iowa Teachers \_\_\_\_ 41-5

11/4 \_\_\_\_ W \_\_\_\_ \* Grinnell \_\_\_\_ 45-0

11/11 \_\_\_\_ W \_\_\_\_ \* Des Moines \_\_\_\_ 72-0

11/18 \_\_\_\_ W \_\_\_\_ \* Drake \_\_\_\_ 44-0

11/25 \_\_\_\_ W \_\_\_\_ Iowa State \_\_\_\_ 8-0

11/30 \_\_\_\_ W \_\_\_\_ St. Louis \_\_\_\_ 31-0

**Coach Mark Catlin**
**1906 (2-3-0)**

10/27 \_\_\_\_ W \_\_\_\_ \* Missouri \_\_\_\_ 26-4

11/3 \_\_\_\_ L \_\_\_\_ Wisconsin \_\_\_\_ 4-18

11/10 \_\_\_\_ W \_\_\_\_ \* Coe \_\_\_\_ 15-12

11/24 \_\_\_\_ L \_\_\_\_ \* Iowa State \_\_\_\_ 0-2

11/29 \_\_\_\_ L \_\_\_\_ St. Louis \_\_\_\_ 0-39

**1907 (3-2-0)**

10/19 \_\_\_\_ W \_\_\_\_ \* Missouri \_\_\_\_ 21-6

10/26 \_\_\_\_ W \_\_\_\_ Drake \_\_\_\_ 25-4

11/2 \_\_\_\_ L \_\_\_\_ \* Wisconsin \_\_\_\_ 5-6

11/9 \_\_\_\_ W \_\_\_\_ \* Illinois \_\_\_\_ 25-12

11/23 \_\_\_\_ L \_\_\_\_ Iowa State \_\_\_\_ 14-20

**1908 (2-5-0)**

10/10 \_\_\_\_ W \_\_\_\_ \* Coe \_\_\_\_ 92-0

10/17 \_\_\_\_ L \_\_\_\_ Missouri \_\_\_\_ 5-10

10/24 \_\_\_\_ W \_\_\_\_ Morningside \_\_\_\_ 16-0

10/31 \_\_\_\_ L \_\_\_\_ \* Nebraska \_\_\_\_ 8-11

11/7 \_\_\_\_ L \_\_\_\_ Illinois \_\_\_\_ 0-22

11/14 \_\_\_\_ L \_\_\_\_ \* Drake \_\_\_\_ 6-12

11/21 \_\_\_\_ L \_\_\_\_ \* Kansas \_\_\_\_ 5-10

**Coach John Griffith**
**1909 (2-4-1)**

10/2 \_\_\_\_ L \_\_\_\_ Minnesota \_\_\_\_ 0-41

10/9 \_\_\_\_ W \_\_\_\_ \* Cornell \_\_\_\_ 3-0

10/23 \_\_\_\_ T \_\_\_\_ Nebraska \_\_\_\_ 6-6

10/30 \_\_\_\_ L \_\_\_\_ \* Missouri \_\_\_\_ 12-13

11/6 \_\_\_\_ L \_\_\_\_ Drake \_\_\_\_ 14-17

11/13 \_\_\_\_ W \_\_\_\_ \* Iowa State \_\_\_\_ 16-0

11/20 \_\_\_\_ L \_\_\_\_ Kansas \_\_\_\_ 7-20

**Coach Jess Hawley****1910 (5-2-0)**

|       |   |   |                 |      |
|-------|---|---|-----------------|------|
| 10/4  | W | * | Morningside     | 12-0 |
| 10/8  | L |   | Northwestern    | 5-10 |
| 10/15 | L |   | Missouri        | 0-5  |
| 10/22 | W | * | Purdue          | 16-0 |
| 11/5  | W |   | Iowa State      | 2-0  |
| 11/12 | W | * | Drake           | 21-0 |
| 11/19 | W |   | Washington (MO) | 38-0 |

**1911 (3-4-0)**

|       |   |   |              |      |
|-------|---|---|--------------|------|
| 10/14 | W | * | Morningside  | 11-5 |
| 10/21 | L | * | Cornell      | 0-3  |
| 10/28 | L |   | Minnesota    | 6-24 |
| 11/4  | L |   | Wisconsin    | 0-12 |
| 11/11 | W |   | Purdue       | 11-0 |
| 11/18 | L | * | Iowa State   | 0-9  |
| 11/25 | W | * | Northwestern | 6-0  |

**1912 (4-3-0)**

|       |   |   |               |       |
|-------|---|---|---------------|-------|
| 10/5  | W | * | Iowa Teachers | 35-7  |
| 10/12 | W | * | Cornell       | 31-0  |
| 10/19 | L |   | Chicago       | 14-34 |
| 10/26 | L |   | Minnesota     | 7-56  |
| 11/9  | W |   | Indiana       | 13-6  |
| 11/16 | W |   | Iowa State    | 20-7  |
| 11/23 | L | * | Wisconsin (h) | 10-28 |

**1913 (5-2-0)**

|       |   |   |                |      |
|-------|---|---|----------------|------|
| 10/4  | W | * | Iowa Teachers  | 45-3 |
| 10/6  | W | * | Cornell        | 76-0 |
| 10/18 | L |   | Chicago        | 6-23 |
| 10/25 | W |   | Northwestern   | 78-6 |
| 11/8  | W | * | Indiana        | 60-0 |
| 11/15 | W | * | Iowa State (h) | 45-7 |
| 11/22 | L |   | Nebraska       | 0-12 |

**1914 (4-3-0)**

|       |   |   |               |      |
|-------|---|---|---------------|------|
| 10/3  | W | * | Iowa Teachers | 95-0 |
| 10/10 | W | * | Cornell       | 49-0 |
| 10/17 | L |   | Chicago       | 0-7  |
| 10/24 | L | * | Minnesota (h) | 0-7  |
| 11/7  | W |   | Northwestern  | 27-0 |
| 11/14 | W |   | Iowa State    | 26-6 |
| 11/21 | L | * | Nebraska      | 7-16 |

**1915 (3-4-0)**

|       |   |   |                |       |
|-------|---|---|----------------|-------|
| 10/2  | W | * | Cornell        | 33-0  |
| 10/9  | W |   | Morningside    | 17-6  |
| 10/16 | W | * | Northwestern   | 9-6   |
| 10/23 | L |   | Minnesota      | 13-51 |
| 11/6  | L |   | Purdue         | 13-19 |
| 11/13 | L | * | Iowa State (h) | 0-16  |
| 11/20 | L |   | Nebraska       | 7-52  |

**Coach Howard Jones****1916 (4-3-0)**

|       |   |   |              |       |
|-------|---|---|--------------|-------|
| 10/7  | W | * | Cornell      | 31-6  |
| 10/14 | W | * | Grinnell     | 17-7  |
| 10/21 | W | * | Purdue       | 24-6  |
| 10/28 | L |   | Minnesota    | 0-67  |
| 11/11 | L |   | Northwestern | 13-20 |
| 11/18 | W |   | Iowa State   | 19-16 |
| 11/25 | L | * | Nebraska (h) | 17-34 |

**1917 (3-5-0)**

|       |   |   |                |       |
|-------|---|---|----------------|-------|
| 10/6  | W | * | Cornell        | 22-13 |
| 10/13 | L |   | Nebraska       | 0-47  |
| 10/20 | L | * | Grinnell       | 0-10  |
| 10/27 | L |   | Wisconsin      | 0-20  |
| 11/3  | L | * | Great Lakes    | 14-23 |
| 11/10 | W | * | South Dakota   | 35-0  |
| 11/17 | L |   | Northwestern   | 14-25 |
| 11/24 | W | * | Iowa State (h) | 6-3   |

**1918 (6-2-1)**

|       |   |   |               |      |
|-------|---|---|---------------|------|
| 9/28  | L | * | Great Lakes   | 0-10 |
| 10/5  | W |   | Nebraska      | 12-0 |
| 10/12 | W | * | Coe           | 27-0 |
| 10/19 | W | * | Cornell       | 34-0 |
| 11/2  | L | * | Illinois      | 0-19 |
| 11/9  | W | * | Minnesota (h) | 6-0  |
| 11/16 | W | * | Iowa State    | 21-0 |
| 11/23 | W | * | Northwestern  | 23-7 |
| 11/30 | T |   | Camp Dodge    | 0-0  |

**1919 (5-2-0)**

|       |   |   |                |       |
|-------|---|---|----------------|-------|
| 10/4  | W | * | Nebraska       | 18-0  |
| 10/18 | L |   | Illinois       | 7-9   |
| 10/25 | W |   | Minnesota      | 9-6   |
| 11/1  | W | * | South Dakota   | 26-13 |
| 11/8  | W |   | Northwestern   | 14-7  |
| 11/15 | L |   | Chicago        | 6-9   |
| 11/22 | W | * | Iowa State (h) | 10-0  |

**1920 (5-2-0)**

|       |   |   |               |       |
|-------|---|---|---------------|-------|
| 10/2  | W |   | Indiana       | 14-7  |
| 10/9  | W | * | Cornell       | 63-0  |
| 10/16 | L |   | Illinois      | 3-20  |
| 10/23 | L |   | Chicago       | 0-10  |
| 11/6  | W | * | Northwestern  | 20-0  |
| 11/13 | W | * | Minnesota (h) | 28-7  |
| 11/20 | W |   | Iowa State    | 14-10 |

**1921 (7-0-0)**

|       |   |   |              |       |
|-------|---|---|--------------|-------|
| 10/1  | W | * | Knox         | 52-14 |
| 10/8  | W | * | Notre Dame   | 10-7  |
| 10/15 | W | * | Illinois (h) | 14-2  |
| 10/29 | W |   | Purdue       | 13-6  |
| 11/5  | W |   | Minnesota    | 41-7  |
| 11/12 | W | * | Indiana      | 41-0  |
| 11/19 | W |   | Northwestern | 14-0  |

**1922 (7-0-0)**

|       |   |   |               |       |
|-------|---|---|---------------|-------|
| 10/7  | W | * | Knox          | 61-0  |
| 10/14 | W |   | Yale          | 6-0   |
| 10/21 | W |   | Illinois      | 8-7   |
| 10/28 | W | * | Purdue        | 56-0  |
| 11/11 | W | * | Minnesota (h) | 28-14 |
| 11/18 | W |   | Ohio State    | 12-9  |
| 11/25 | W | * | Northwestern  | 37-3  |

**1923 (5-3-0)**

|       |   |   |              |       |
|-------|---|---|--------------|-------|
| 9/29  | W | * | Oklahoma A&M | 20-0  |
| 10/6  | W | * | Knox         | 44-3  |
| 10/13 | W | * | Purdue       | 7-0   |
| 10/20 | L | * | Illinois (h) | 6-9   |
| 10/27 | W |   | Ohio State   | 20-0  |
| 11/3  | L | * | Michigan     | 3-9   |
| 11/17 | L |   | Minnesota    | 7-20  |
| 11/24 | W |   | Northwestern | 17-14 |

**Coach Burt Ingwersen****1924 (6-1-1)**

|       |   |   |               |      |
|-------|---|---|---------------|------|
| 10/4  | W | * | SE Oklahoma   | 43-0 |
| 10/14 | T | * | Ohio State    | 0-0  |
| 10/18 | W | * | Lawrence      | 13-5 |
| 10/25 | W | * | Minnesota (h) | 13-0 |
| 11/1  | L |   | Illinois      | 0-36 |
| 11/8  | W | * | Butler        | 7-0  |
| 11/15 | W |   | Wisconsin     | 21-7 |
| 11/22 | W |   | Michigan      | 9-2  |

**1925 (5-3-0)**

|       |   |   |              |       |
|-------|---|---|--------------|-------|
| 10/3  | W | * | Arkansas     | 26-0  |
| 10/10 | W | * | St. Louis    | 41-0  |
| 10/17 | W | * | Illinois (h) | 12-10 |
| 10/24 | W |   | Ohio State   | 15-0  |
| 10/31 | W | * | Wabash       | 28-7  |
| 11/7  | L | * | Wisconsin    | 0-6   |
| 11/14 | L |   | Minnesota    | 0-33  |
| 11/21 | L |   | Southern Cal | 0-18  |

**1926 (3-5-0)**

|       |   |   |                   |       |
|-------|---|---|-------------------|-------|
| 10/2  | W | * | Colorado Teachers | 24-0  |
| 10/9  | W | * | North Dakota      | 40-7  |
| 10/16 | L |   | Illinois          | 6-13  |
| 10/23 | L |   | Ohio State        | 6-23  |
| 10/30 | W | * | Carroll           | 21-0  |
| 11/6  | L | * | Minnesota (h)     | 0-41  |
| 11/13 | L |   | Wisconsin         | 10-20 |
| 11/20 | L | * | Northwestern      | 6-13  |

**1927 (4-4-0)**

|       |   |   |              |      |
|-------|---|---|--------------|------|
| 10/1  | W | * | Monmouth     | 32-6 |
| 10/8  | L | * | Ohio State   | 6-13 |
| 10/15 | W | * | Wabash       | 38-0 |
| 10/22 | L |   | Minnesota    | 0-38 |
| 10/29 | W | * | Denver       | 15-0 |
| 11/5  | L | * | Illinois (h) | 0-14 |
| 11/12 | W |   | Wisconsin    | 16-0 |
| 11/19 | L |   | Northwestern | 0-12 |

**1928 (6-2-0)**

|       |   |   |               |      |
|-------|---|---|---------------|------|
| 10/6  | W | * | Monmouth      | 26-0 |
| 10/13 | W |   | Chicago       | 13-0 |
| 10/20 | W | * | Ripon         | 61-6 |
| 10/27 | W | * | Minnesota (h) | 7-6  |
| 11/3  | W | * | South Dakota  | 19-0 |
| 11/10 | W |   | Ohio State    | 14-7 |
| 11/17 | L | * | Wisconsin     | 0-13 |
| 11/24 | L |   | Michigan      | 7-10 |

**1929 (4-2-2)**

|       |   |   |                         |      |
|-------|---|---|-------------------------|------|
| 9/28  | W | * | Carroll (at Iowa Field) | 46-0 |
| 10/5  | W | * | Monmouth                | 46-0 |
| 10/12 | L |   | Ohio State              | 6-7  |
| 10/19 | T | * | Illinois (h)            | 7-7  |
| 10/26 | W |   | Wisconsin               | 14-0 |
| 11/9  | W | * | Minnesota               | 9-7  |
| 11/16 | L |   | Purdue                  | 0-7  |
| 11/23 | T |   | Michigan                | 0-0  |

**1930 (4-4-0)**

|       |   |   |                |       |
|-------|---|---|----------------|-------|
| 9/27  | W | * | Bradley Tech   | 38-12 |
| 10/4  | L | * | Oklahoma A&M   | 0-6   |
| 10/11 | L | * | Centenary      | 12-19 |
| 10/18 | L | * | Purdue         | 0-20  |
| 11/1  | W |   | Detroit        | 7-3   |
| 11/8  | L |   | Marquette      | 0-7   |
| 11/15 | W | * | Penn State (h) | 19-0  |
| 11/22 | W | * | Nebraska       | 12-7  |



**1931 (1-6-1)**

|       |   |   |                   |      |
|-------|---|---|-------------------|------|
| 10/3  | L | * | Pittsburgh        | 0-20 |
| 10/10 | L |   | Texas A&M         | 0-29 |
| 10/17 | T | * | Indiana (h)       | 0-0  |
| 10/24 | L |   | Minnesota         | 0-34 |
| 10/31 | W | * | George Washington | 7-0  |
| 11/7  | L |   | Nebraska          | 0-7  |
| 11/14 | L |   | Purdue            | 0-22 |
| 11/21 | L | * | Northwestern      | 0-19 |

**Coach Ossie Solem**
**1932 (1-7-0)**

|       |   |   |                 |       |
|-------|---|---|-----------------|-------|
| 10/1  | W | * | Bradley Tech    | 31-7  |
| 10/8  | L |   | Wisconsin       | 0-34  |
| 10/15 | L |   | Indiana         | 0-12  |
| 10/22 | L | * | Minnesota (h)   | 6-21  |
| 10/28 | L |   | Geo. Washington | 6-21  |
| 11/5  | L | * | Nebraska        | 13-14 |
| 11/12 | L | * | Purdue          | 0-18  |
| 11/19 | L |   | Northwestern    | 6-44  |

**1933 (5-3-0)**

|       |   |   |               |      |
|-------|---|---|---------------|------|
| 9/30  | W |   | Northwestern  | 7-0  |
| 10/7  | W | * | Bradley Tech  | 38-0 |
| 10/21 | W | * | Wisconsin (h) | 26-7 |
| 10/28 | L |   | Minnesota     | 7-19 |
| 11/4  | W | * | Iowa State    | 27-7 |
| 11/11 | L |   | Michigan      | 6-10 |
| 11/18 | W |   | Purdue        | 14-6 |
| 11/25 | L |   | Nebraska      | 6-7  |

**1934 (2-5-1)**

|       |   |   |               |       |
|-------|---|---|---------------|-------|
| 9/29  | W | * | South Dakota  | 34-0  |
| 10/6  | W |   | Northwestern  | 20-7  |
| 10/13 | L |   | Nebraska      | 13-14 |
| 10/20 | L |   | Iowa State    | 6-31  |
| 10/27 | L | * | Minnesota (h) | 12-48 |
| 11/3  | T |   | Indiana       | 0-0   |
| 11/10 | L | * | Purdue        | 6-13  |
| 11/24 | L |   | Ohio State    | 7-40  |

**1935 (4-2-2)**

|       |   |   |               |      |
|-------|---|---|---------------|------|
| 9/28  | W | * | Bradley Tech  | 26-0 |
| 10/5  | W | * | South Dakota  | 47-2 |
| 10/12 | W | * | Colgate       | 12-6 |
| 10/26 | W |   | Illinois      | 19-0 |
| 11/2  | T | * | Indiana       | 6-6  |
| 11/9  | L | * | Minnesota (h) | 6-13 |
| 11/16 | L |   | Purdue        | 6-12 |
| 11/23 | T |   | Northwestern  | 0-0  |

**1936 (3-4-1)**

|       |   |   |              |      |
|-------|---|---|--------------|------|
| 9/26  | W | * | Carleton     | 14-0 |
| 10/3  | L |   | Northwestern | 7-18 |
| 10/10 | W | * | South Dakota | 33-7 |
| 10/17 | T | * | Illinois (h) | 0-0  |
| 10/31 | L |   | Indiana      | 6-13 |
| 11/7  | L |   | Minnesota    | 0-52 |
| 11/14 | L | * | Purdue       | 0-13 |
| 11/21 | W |   | Temple       | 25-0 |

**Coach Irl Tubbs**
**1937 (1-7-0)**

|       |   |   |               |       |
|-------|---|---|---------------|-------|
| 9/25  | L |   | Washington    | 0-14  |
| 10/9  | W | * | Bradley Tech  | 14-7  |
| 10/16 | L |   | Wisconsin     | 6-13  |
| 10/23 | L | * | Michigan      | 6-7   |
| 10/30 | L |   | Purdue        | 0-13  |
| 11/6  | L | * | Minnesota (h) | 10-35 |
| 11/13 | L | * | Indiana       | 0-3   |
| 11/20 | L |   | Nebraska      | 0-28  |

**1938 (1-6-1)**

|       |   |   |               |       |
|-------|---|---|---------------|-------|
| 9/23  | L |   | UCLA          | 3-27  |
| 10/8  | L | * | Wisconsin (h) | 13-31 |
| 10/15 | W |   | Chicago       | 27-14 |
| 10/22 | L | * | Colgate       | 0-14  |
| 10/29 | T | * | Purdue        | 0-0   |
| 11/5  | L |   | Minnesota     | 0-28  |
| 11/12 | L |   | Indiana       | 3-7   |
| 11/19 | L | * | Nebraska      | 0-14  |

**Coach Eddie Anderson**
**1939 (6-1-1)**

|       |   |   |               |       |
|-------|---|---|---------------|-------|
| 9/30  | W | * | South Dakota  | 41-0  |
| 10/7  | W | * | Indiana       | 32-29 |
| 10/14 | L |   | Michigan      | 7-27  |
| 10/28 | W |   | Wisconsin     | 19-13 |
| 11/4  | W |   | Purdue        | 4-0   |
| 11/11 | W | * | Notre Dame    | 7-6   |
| 11/18 | W | * | Minnesota (h) | 13-9  |
| 11/25 | T |   | Northwestern  | 7-7   |

**1940 (4-4-0)**

|       |   |   |              |       |
|-------|---|---|--------------|-------|
| 10/5  | W | * | South Dakota | 46-0  |
| 10/12 | W | * | Wisconsin    | 30-12 |
| 10/19 | L |   | Indiana      | 6-10  |
| 10/26 | L |   | Minnesota    | 6-34  |
| 11/2  | L | * | Purdue (h)   | 6-21  |
| 11/9  | L |   | Nebraska     | 6-14  |
| 11/16 | W |   | Notre Dame   | 7-0   |
| 11/23 | W | * | Illinois     | 18-7  |

**1941 (3-5-0)**

|       |   |   |             |       |
|-------|---|---|-------------|-------|
| 9/27  | W | * | Drake       | 25-8  |
| 10/4  | L |   | Michigan    | 0-6   |
| 10/18 | L |   | Wisconsin   | 0-23  |
| 10/25 | L |   | Purdue      | 6-7   |
| 11/1  | W | * | Indiana (h) | 13-7  |
| 11/8  | W |   | Illinois    | 21-0  |
| 11/15 | L | * | Minnesota   | 13-34 |
| 11/22 | L |   | Nebraska    | 13-14 |

**1942 (6-4-0)**

|       |   |   |                 |       |
|-------|---|---|-----------------|-------|
| 9/19  | W | * | Washington (MO) | 26-7  |
| 9/26  | W | * | Nebraska        | 27-0  |
| 10/3  | L | * | Great Lakes     | 0-25  |
| 10/10 | W | * | Camp Grant      | 33-16 |
| 10/17 | L | * | Illinois        | 7-12  |
| 10/24 | W |   | Indiana         | 14-13 |
| 10/31 | W | * | Purdue          | 13-7  |
| 11/7  | W | * | Wisconsin (h)   | 6-0   |
| 11/14 | L |   | Minnesota       | 7-27  |
| 11/28 | L |   | Michigan        | 14-28 |

**Coach Slip Madigan**
**1943 (1-6-1)**

|       |   |   |                |       |
|-------|---|---|----------------|-------|
| 9/25  | L |   | Great Lakes    | 7-21  |
| 10/2  | L | * | Wisconsin      | 5-7   |
| 10/9  | L | * | Iowa Preflight | 0-25  |
| 10/16 | T | * | Indiana        | 7-7   |
| 10/23 | L |   | Purdue         | 7-28  |
| 11/6  | L | * | Illinois (h)   | 10-19 |
| 11/13 | L |   | Minnesota      | 14-33 |
| 11/20 | W |   | Nebraska       | 33-13 |

**1944 (1-7-0)**

|       |   |   |                |      |
|-------|---|---|----------------|------|
| 10/7  | L |   | Ohio State     | 0-34 |
| 10/14 | L |   | Illinois       | 6-40 |
| 10/21 | L | * | Purdue (h)     | 7-26 |
| 10/28 | L |   | Indiana        | 0-32 |
| 11/4  | W | * | Nebraska       | 27-6 |
| 11/11 | L |   | Wisconsin      | 7-26 |
| 11/18 | L | * | Minnesota      | 0-46 |
| 11/25 | L | * | Iowa Preflight | 6-30 |

**Coach Clem Crowe**
**1945 (2-7-0)**

|       |   |   |               |       |
|-------|---|---|---------------|-------|
| 9/29  | W | * | Berg AAF      | 14-13 |
| 10/6  | L |   | Ohio State    | 0-42  |
| 10/13 | L |   | Purdue        | 0-40  |
| 10/20 | L | * | Indiana       | 20-52 |
| 10/27 | L |   | Notre Dame    | 0-56  |
| 11/3  | L | * | Wisconsin (h) | 7-27  |
| 11/10 | L |   | Illinois      | 7-48  |
| 11/17 | W | * | Minnesota     | 20-19 |
| 11/24 | L |   | Nebraska      | 6-13  |

**Coach Eddie Anderson**
**1946 (5-4-0)**

|       |   |   |                  |      |
|-------|---|---|------------------|------|
| 9/21  | W | * | North Dakota St. | 39-0 |
| 9/28  | W | * | Purdue           | 16-0 |
| 10/5  | L |   | Michigan         | 7-14 |
| 10/12 | W | * | Nebraska         | 21-7 |
| 10/19 | W |   | Indiana          | 13-0 |
| 10/26 | L | * | Notre Dame       | 6-41 |
| 11/2  | L | * | Illinois (h)     | 0-7  |
| 11/9  | W |   | Wisconsin        | 21-7 |
| 11/16 | L |   | Minnesota        | 6-16 |

**1947 (3-5-1)**

|       |   |   |                  |       |
|-------|---|---|------------------|-------|
| 9/20  | W | * | North Dakota St. | 59-0  |
| 9/26  | L |   | UCLA             | 7-22  |
| 10/4  | L | * | Illinois         | 12-35 |
| 10/11 | W | * | Indiana (h)      | 27-14 |
| 10/18 | T |   | Ohio State       | 13-13 |
| 10/25 | L |   | Notre Dame       | 0-21  |
| 11/1  | L |   | Purdue           | 0-21  |
| 11/8  | L |   | Wisconsin        | 14-46 |
| 11/15 | W | * | Minnesota        | 13-7  |

**1948 (4-5-0)**

|       |   |   |              |       |
|-------|---|---|--------------|-------|
| 9/25  | W | * | Marquette    | 14-12 |
| 10/2  | L |   | Indiana      | 0-7   |
| 10/9  | W |   | Ohio State   | 14-7  |
| 10/16 | L | * | Purdue (h)   | 13-20 |
| 10/23 | L | * | Notre Dame   | 12-27 |
| 10/30 | W | * | Wisconsin    | 19-13 |
| 11/6  | L |   | Illinois     | 0-14  |
| 11/13 | L | * | Minnesota    | 21-28 |
| 11/20 | W |   | Boston Univ. | 34-14 |

**1949 (4-5-0)**

|       |   |   |              |       |
|-------|---|---|--------------|-------|
| 9/24  | L | * | UCLA         | 25-41 |
| 10/1  | W |   | Purdue       | 21-7  |
| 10/8  | L | * | Illinois     | 14-20 |
| 10/15 | W | * | Indiana (h)  | 35-9  |
| 10/22 | W | * | Northwestern | 28-21 |
| 10/29 | W | * | Oregon       | 34-31 |
| 11/5  | L |   | Minnesota    | 7-55  |
| 11/12 | L |   | Wisconsin    | 13-35 |
| 11/19 | L |   | Notre Dame   | 7-28  |

**Coach Leonard Raffensperger****1950 (3-5-1)**

|       |   |              |       |
|-------|---|--------------|-------|
| 9/29  | W | Southern Cal | 20-14 |
| 10/7  | L | Indiana      | 7-20  |
| 10/14 | L | * Wisconsin  | 0-14  |
| 10/21 | W | * Purdue (h) | 33-21 |
| 10/28 | L | Ohio State   | 21-83 |
| 11/4  | W | Minnesota    | 13-0  |
| 11/11 | L | * Illinois   | 7-21  |
| 11/18 | T | * Notre Dame | 14-14 |
| 11/24 | L | Miami (FL)   | 6-14  |

**1951 (2-5-2)**

|       |   |                |       |
|-------|---|----------------|-------|
| 9/29  | W | * Kansas State | 16-0  |
| 10/6  | L | Purdue         | 30-34 |
| 10/13 | W | * Pittsburgh   | 34-17 |
| 10/20 | L | * Michigan (h) | 0-21  |
| 10/27 | L | Ohio State     | 21-47 |
| 11/3  | T | * Minnesota    | 20-20 |
| 11/10 | L | Illinois       | 13-40 |
| 11/17 | L | Wisconsin      | 7-34  |
| 11/24 | T | Notre Dame     | 20-20 |

**Coach Forest Evashevski****1952 (2-7-0)**

|       |   |                  |       |
|-------|---|------------------|-------|
| 9/27  | L | Pittsburgh       | 14-26 |
| 10/4  | L | Indiana          | 13-20 |
| 10/11 | L | Purdue           | 14-41 |
| 10/18 | L | * Wisconsin      | 13-42 |
| 10/25 | W | * Ohio State (h) | 8-0   |
| 11/1  | L | Minnesota        | 7-17  |
| 11/8  | L | * Illinois       | 13-33 |
| 11/15 | W | Northwestern     | 39-14 |
| 11/22 | L | * Notre Dame     | 0-27  |

**1953 (5-3-1)**

|       |   |                    |       |
|-------|---|--------------------|-------|
| 9/26  | L | * Michigan State   | 7-21  |
| 10/3  | W | * Washington State | 54-12 |
| 10/10 | L | Michigan           | 13-14 |
| 10/17 | W | * Wyoming          | 21-7  |
| 10/24 | W | * Indiana (h)      | 19-13 |
| 10/31 | L | Wisconsin          | 6-10  |
| 11/7  | W | Purdue             | 26-0  |
| 11/14 | W | * Minnesota        | 27-0  |
| 11/21 | T | Notre Dame         | 14-14 |

**1954 (5-4-0)**

|       |   |                  |       |
|-------|---|------------------|-------|
| 9/25  | W | * Michigan State | 14-10 |
| 10/2  | W | * Montana        | 48-6  |
| 10/9  | L | Michigan         | 13-14 |
| 10/16 | L | Ohio State       | 14-20 |
| 10/23 | W | Indiana          | 27-14 |
| 10/30 | W | * Wisconsin      | 13-7  |
| 11/6  | W | * Purdue (h)     | 25-14 |
| 11/13 | L | Minnesota        | 20-22 |
| 11/20 | L | * Notre Dame     | 18-34 |

**1955 (3-5-1)**

|       |   |                |       |
|-------|---|----------------|-------|
| 9/24  | W | * Kansas State | 28-7  |
| 10/1  | L | Wisconsin      | 14-37 |
| 10/8  | W | * Indiana      | 20-6  |
| 10/15 | T | * Purdue (h)   | 20-20 |
| 10/21 | L | UCLA           | 13-33 |
| 10/29 | L | Michigan       | 21-33 |
| 11/5  | W | * Minnesota    | 26-0  |
| 11/12 | L | Ohio State     | 10-20 |
| 11/19 | L | Notre Dame     | 14-17 |

**1956 (9-1-0)**

|       |   |                    |       |
|-------|---|--------------------|-------|
| 9/29  | W | Indiana            | 27-0  |
| 10/6  | W | * Oregon State     | 14-13 |
| 10/13 | W | * Wisconsin        | 13-7  |
| 10/20 | W | * Hawaii           | 34-0  |
| 10/27 | W | Purdue             | 21-20 |
| 11/3  | L | * Michigan (h)     | 14-17 |
| 11/10 | W | Minnesota          | 7-0   |
| 11/17 | W | * Ohio State       | 6-0   |
| 11/24 | W | * Notre Dame       | 48-8  |
| 1/1   | W | * Oregon State (n) | 35-19 |

% -- Rose Bowl at Pasadena, Calif.

**1957 (7-1-1)**

|       |   |                    |       |
|-------|---|--------------------|-------|
| 9/28  | W | * Utah State       | 70-14 |
| 10/5  | W | * Washington State | 20-13 |
| 10/12 | W | Indiana            | 47-7  |
| 10/19 | W | * Wisconsin (h)    | 21-7  |
| 10/26 | W | Northwestern       | 6-0   |
| 11/2  | T | Michigan           | 21-21 |
| 11/9  | W | * Minnesota        | 44-20 |
| 11/16 | L | Ohio State         | 13-17 |
| 11/23 | W | Notre Dame         | 21-13 |

**1958 (8-1-1)**

|       |   |                    |       |
|-------|---|--------------------|-------|
| 9/27  | W | * TCU              | 17-0  |
| 10/4  | T | * Air Force        | 13-13 |
| 10/11 | W | * Indiana          | 34-13 |
| 10/18 | W | Wisconsin          | 20-9  |
| 10/25 | W | * Northwestern (h) | 26-20 |
| 11/1  | W | Michigan           | 37-14 |
| 11/8  | W | Minnesota          | 28-6  |
| 11/15 | L | * Ohio State       | 28-38 |
| 11/22 | W | * Notre Dame       | 31-21 |
| 1/1   | W | * California (n)   | 38-12 |

% -- Rose Bowl at Pasadena, Calif.

**1959 (5-4-0)**

|       |   |                      |       |
|-------|---|----------------------|-------|
| 9/26  | W | California           | 42-12 |
| 10/3  | L | * Northwestern       | 10-14 |
| 10/10 | W | * Michigan State (h) | 37-8  |
| 10/17 | L | Wisconsin            | 16-25 |
| 10/24 | L | Purdue               | 7-14  |
| 10/31 | W | * Kansas State       | 53-0  |
| 11/7  | W | * Minnesota          | 33-0  |
| 11/14 | W | Ohio State           | 16-7  |
| 11/21 | L | * Notre Dame         | 19-20 |

**1960 (8-1-0)**

|       |   |                |       |
|-------|---|----------------|-------|
| 9/24  | W | * Oregon State | 22-12 |
| 10/1  | W | Northwestern   | 42-0  |
| 10/8  | W | Michigan State | 27-15 |
| 10/15 | W | * Wisconsin    | 28-21 |
| 10/22 | W | * Purdue (h)   | 21-14 |
| 10/29 | W | * Kansas       | 21-7  |
| 11/5  | L | Minnesota      | 10-27 |
| 11/12 | W | * Ohio State   | 35-12 |
| 11/19 | W | Notre Dame     | 28-0  |

**Coach Jerry Burns****1961 (5-4-0)**

|       |   |                 |       |
|-------|---|-----------------|-------|
| 9/30  | W | * California    | 28-7  |
| 10/7  | W | Southern Cal    | 35-34 |
| 10/14 | W | * Indiana       | 27-8  |
| 10/21 | W | * Wisconsin (h) | 47-15 |
| 10/28 | L | Purdue          | 0-9   |
| 11/4  | L | Ohio State      | 13-29 |
| 11/11 | L | * Minnesota     | 9-16  |
| 11/18 | L | Michigan        | 14-23 |
| 11/25 | W | * Notre Dame    | 42-21 |

**1962 (4-5-0)**

|       |   |                |       |
|-------|---|----------------|-------|
| 9/29  | W | * Oregon State | 28-8  |
| 10/6  | L | * USC          | 0-7   |
| 10/13 | W | Indiana        | 14-10 |
| 10/20 | L | Wisconsin      | 14-42 |
| 10/27 | L | * Purdue (h)   | 3-26  |
| 11/3  | W | * Ohio State   | 28-14 |
| 11/10 | L | Minnesota      | 0-10  |
| 11/17 | W | * Michigan     | 28-14 |
| 11/24 | L | Notre Dame     | 12-35 |

**1963 (3-3-2)**

|       |   |                    |           |
|-------|---|--------------------|-----------|
| 9/28  | T | * Washington State | 14-14     |
| 10/5  | W | Washington         | 17-7      |
| 10/12 | W | * Indiana (h)      | 37-26     |
| 10/19 | L | * Wisconsin        | 7-10      |
| 10/26 | L | Purdue             | 0-14      |
| 11/2  | L | Ohio State         | 3-7       |
| 11/9  | W | * Minnesota        | 27-13     |
| 11/16 | T | Michigan           | 21-21     |
| 11/23 |   | Notre Dame         | cancelled |

**1964 (3-6-0)**

|       |   |              |       |
|-------|---|--------------|-------|
| 9/26  | W | * Idaho      | 34-24 |
| 10/3  | W | * Washington | 28-18 |
| 10/10 | W | Indiana      | 21-20 |
| 10/17 | L | Wisconsin    | 21-31 |
| 10/24 | L | * Purdue (h) | 14-19 |
| 10/31 | L | * Ohio State | 19-21 |
| 11/7  | L | Minnesota    | 13-14 |
| 11/14 | L | * Michigan   | 20-34 |
| 11/21 | L | Notre Dame   | 0-28  |

**1965 (1-9-0)**

|       |   |                      |       |
|-------|---|----------------------|-------|
| 9/18  | L | * Washington State   | 0-7   |
| 9/25  | W | Oregon State         | 27-7  |
| 10/2  | L | Wisconsin            | 13-16 |
| 10/9  | L | * Purdue (h)         | 14-17 |
| 10/16 | L | * Minnesota          | 3-14  |
| 10/23 | L | Northwestern         | 0-9   |
| 10/30 | L | Indiana              | 17-21 |
| 11/6  | L | * Michigan State     | 0-35  |
| 11/13 | L | Ohio State           | 0-38  |
| 11/20 | L | * North Carolina St. | 20-28 |

**Coach Ray Nagel****1966 (2-8-0)**

|       |   |                    |       |
|-------|---|--------------------|-------|
| 9/17  | W | * Arizona          | 31-20 |
| 9/24  | L | * Oregon State     | 3-17  |
| 10/1  | L | * Wisconsin        | 0-7   |
| 10/8  | L | Purdue             | 0-35  |
| 10/15 | L | Minnesota          | 0-17  |
| 10/22 | L | * Northwestern (h) | 15-24 |
| 10/29 | W | * Indiana          | 20-19 |
| 11/5  | L | Michigan State     | 7-56  |
| 11/12 | L | * Ohio State       | 10-14 |
| 11/18 | L | Miami (FL)         | 0-44  |

**1967 (1-8-1)**

|       |   |                |       |
|-------|---|----------------|-------|
| 9/23  | W | * TX Christian | 24-9  |
| 9/30  | L | * Oregon State | 18-38 |
| 10/7  | L | Notre Dame     | 6-56  |
| 10/14 | L | Indiana        | 17-21 |
| 10/21 | T | Wisconsin      | 21-21 |
| 10/28 | L | * Purdue (h)   | 22-41 |
| 11/4  | L | * Minnesota    | 0-10  |
| 11/11 | L | Northwestern   | 24-39 |
| 11/18 | L | Ohio State     | 10-21 |
| 11/25 | L | * Illinois     | 19-21 |

**1968 (5-5-0)**

|       |   |   |              |       |
|-------|---|---|--------------|-------|
| 9/21  | W | * | Oregon State | 21-20 |
| 9/28  | L |   | TX Christian | 17-28 |
| 10/5  | L | * | Notre Dame   | 28-51 |
| 10/12 | L | * | Indiana (h)  | 34-38 |
| 10/19 | W | * | Wisconsin    | 41-0  |
| 10/26 | L |   | Purdue       | 14-44 |
| 11/2  | W |   | Minnesota    | 35-28 |
| 11/9  | W | * | Northwestern | 68-34 |
| 11/16 | L | * | Ohio State   | 27-33 |
| 11/23 | W |   | Illinois     | 37-13 |

**1969 (5-5-0)**

|       |   |   |                    |       |
|-------|---|---|--------------------|-------|
| 9/20  | L | * | Oregon State       | 14-42 |
| 9/27  | W | * | Washington State   | 61-35 |
| 10/4  | W | * | Arizona            | 31-19 |
| 10/11 | L |   | Wisconsin          | 17-23 |
| 10/18 | L |   | Purdue             | 31-35 |
| 10/25 | W | * | Michigan State (h) | 19-18 |
| 11/1  | L | * | Minnesota          | 8-35  |
| 11/8  | W |   | Indiana            | 28-17 |
| 11/15 | L | * | Michigan           | 6-51  |
| 11/22 | W |   | Illinois           | 40-0  |

**1970 (3-6-1)**

|       |   |   |                |       |
|-------|---|---|----------------|-------|
| 9/19  | L |   | Oregon State   | 14-21 |
| 9/26  | L | * | Southern Cal   | 0-48  |
| 10/3  | L |   | Arizona        | 10-17 |
| 10/10 | W | * | Wisconsin      | 24-14 |
| 10/17 | L | * | Purdue (h)     | 3-24  |
| 10/24 | L |   | Michigan State | 0-37  |
| 10/31 | T |   | Minnesota      | 14-14 |
| 11/7  | W | * | Indiana        | 42-13 |
| 11/14 | L |   | Michigan       | 0-55  |
| 11/21 | W | * | Illinois       | 22-16 |

**Coach Frank Lauterbur**
**1971 (1-10-0)**

|       |   |   |                  |       |
|-------|---|---|------------------|-------|
| 9/11  | L |   | Ohio State       | 21-52 |
| 9/18  | L |   | Oregon State     | 19-33 |
| 9/25  | L | * | Penn State       | 14-44 |
| 10/2  | L |   | Purdue           | 13-45 |
| 10/9  | L | * | Northwestern (h) | 3-28  |
| 10/16 | L | * | Minnesota        | 14-19 |
| 10/23 | L |   | Michigan State   | 3-34  |
| 10/30 | W | * | Wisconsin        | 20-16 |
| 11/6  | L |   | Michigan         | 7-63  |
| 11/13 | L | * | Indiana          | 7-14  |
| 11/20 | L |   | Illinois         | 0-31  |

**1972 (3-7-1)**

|       |   |   |                    |       |
|-------|---|---|--------------------|-------|
| 9/16  | L |   | Ohio State         | 0-21  |
| 9/23  | W | * | Oregon State       | 19-11 |
| 9/30  | L |   | Penn State         | 10-14 |
| 10/7  | L | * | Purdue             | 0-24  |
| 10/14 | W |   | Northwestern       | 23-12 |
| 10/21 | L |   | Minnesota          | 14-43 |
| 10/28 | T | * | Michigan State (h) | 6-6   |
| 11/4  | L |   | Wisconsin          | 14-16 |
| 11/11 | L | * | Michigan           | 0-31  |
| 11/18 | L |   | Indiana            | 8-16  |
| 11/25 | W | * | Illinois           | 15-14 |

**1973 (0-11-0)**

|       |   |   |                |       |
|-------|---|---|----------------|-------|
| 9/15  | L | * | Michigan       | 7-31  |
| 9/22  | L |   | UCLA           | 18-55 |
| 9/29  | L |   | Penn State     | 8-27  |
| 10/6  | L | * | Arizona        | 20-23 |
| 10/13 | L |   | Northwestern   | 15-31 |
| 10/20 | L | * | Minnesota (h)  | 23-31 |
| 10/27 | L |   | Illinois       | 0-50  |
| 11/3  | L | * | Purdue         | 23-48 |
| 11/10 | L |   | Wisconsin      | 7-35  |
| 11/17 | L |   | Ohio State     | 13-55 |
| 11/24 | L | * | Michigan State | 6-15  |

**Coach Bob Commings**
**1974 (3-8-0)**

|       |   |   |                  |       |
|-------|---|---|------------------|-------|
| 9/14  | L |   | Michigan         | 7-24  |
| 9/21  | W | * | UCLA             | 21-10 |
| 9/28  | L | * | Penn State       | 0-27  |
| 10/5  | L |   | Southern Cal     | 3-41  |
| 10/12 | W | * | Northwestern (h) | 35-10 |
| 10/19 | L |   | Minnesota        | 17-23 |
| 10/26 | W | * | Illinois         | 14-12 |
| 11/2  | L |   | Purdue           | 14-38 |
| 11/9  | L | * | Wisconsin        | 15-28 |
| 11/16 | L | * | Ohio State       | 10-35 |
| 11/23 | L |   | Michigan State   | 21-60 |

**1975 (3-8-0)**

|       |   |   |                |       |
|-------|---|---|----------------|-------|
| 9/13  | L | * | Illinois       | 12-27 |
| 9/20  | L |   | Syracuse       | 7-10  |
| 9/27  | L | * | Penn State     | 10-30 |
| 10/4  | L | * | Southern Cal   | 16-27 |
| 10/11 | L |   | Ohio State     | 0-49  |
| 10/18 | W |   | Indiana        | 20-10 |
| 10/25 | L | * | Minnesota (h)  | 7-31  |
| 11/1  | W |   | Northwestern   | 24-21 |
| 11/8  | W | * | Wisconsin      | 45-28 |
| 11/15 | L |   | Purdue         | 18-19 |
| 11/22 | L | * | Michigan State | 23-27 |

**1976 (5-6-0)**

|       |   |   |                |       |
|-------|---|---|----------------|-------|
| 9/11  | L |   | Illinois       | 6-24  |
| 9/18  | W | * | Syracuse       | 41-3  |
| 9/25  | W |   | Penn State     | 7-6   |
| 10/2  | L |   | Southern Cal   | 0-55  |
| 10/9  | L | * | Ohio State     | 14-34 |
| 10/16 | L | * | Indiana (h)    | 7-14  |
| 10/23 | W |   | Minnesota      | 22-12 |
| 10/30 | W | * | Northwestern   | 13-10 |
| 11/6  | L |   | Wisconsin      | 21-38 |
| 11/13 | L | * | Purdue         | 0-21  |
| 11/20 | W |   | Michigan State | 30-17 |

**1977 (5-6-0)**

|       |   |   |                |       |
|-------|---|---|----------------|-------|
| 9/10  | W | * | Northwestern   | 24-0  |
| 9/17  | W | * | Iowa State     | 12-10 |
| 9/24  | L | * | Arizona        | 7-41  |
| 10/1  | W | # | UCLA           | 16-34 |
| 10/8  | W | * | Minnesota      | 18-6  |
| 10/15 | L | * | Ohio State (h) | 6-27  |
| 10/22 | L |   | Purdue         | 21-34 |
| 10/29 | L |   | Michigan       | 6-23  |
| 11/5  | L | * | Indiana        | 21-24 |
| 11/12 | W |   | Wisconsin      | 24-8  |
| 11/19 | L | * | Michigan State | 16-22 |

#awarded forfeit by NCAA

**1978 (2-9-0)**

|       |   |   |                |       |
|-------|---|---|----------------|-------|
| 9/16  | W | * | Northwestern   | 20-3  |
| 9/23  | L | * | Iowa State     | 0-31  |
| 9/30  | L |   | Arizona        | 3-23  |
| 10/7  | L | * | Utah           | 9-13  |
| 10/14 | L |   | Minnesota      | 20-22 |
| 10/21 | L |   | Ohio State     | 7-31  |
| 10/28 | L | * | Purdue (h)     | 7-34  |
| 11/4  | L | * | Michigan       | 0-34  |
| 11/11 | L |   | Indiana        | 14-34 |
| 11/18 | W | * | Wisconsin      | 38-24 |
| 11/25 | L |   | Michigan State | 7-42  |

**Coach Hayden Fry**
**1979 (5-6-0)**

|       |   |   |                |       |
|-------|---|---|----------------|-------|
| 9/8   | L | * | Indiana        | 26-30 |
| 9/15  | L |   | Oklahoma       | 6-21  |
| 9/22  | L | * | Nebraska       | 21-24 |
| 9/29  | W | * | Iowa State     | 30-14 |
| 10/6  | W |   | Illinois       | 13-7  |
| 10/13 | W |   | Northwestern   | 58-6  |
| 10/20 | L | * | Minnesota (h)  | 7-24  |
| 10/27 | W |   | Wisconsin      | 24-13 |
| 11/3  | L | * | Purdue         | 14-20 |
| 11/10 | L |   | Ohio State     | 7-34  |
| 11/17 | W | * | Michigan State | 33-23 |

**1980 (4-7-0)**

|       |   |   |                  |       |
|-------|---|---|------------------|-------|
| 9/13  | W |   | Indiana          | 16-7  |
| 9/20  | L |   | Nebraska         | 0-57  |
| 9/27  | L | * | Iowa State       | 7-10  |
| 10/4  | L | * | Arizona          | 3-5   |
| 10/11 | L | * | Illinois         | 14-20 |
| 10/18 | W | * | Northwestern (h) | 25-3  |
| 10/25 | L |   | Minnesota        | 6-24  |
| 11/1  | W | * | Wisconsin        | 22-13 |
| 11/8  | L |   | Purdue           | 13-58 |
| 11/15 | L | * | Ohio State       | 7-41  |
| 11/22 | W |   | Michigan State   | 41-0  |

**1981 (8-4-0)**

|       |   |   |                |       |
|-------|---|---|----------------|-------|
| 9/12  | W | * | Nebraska       | 10-7  |
| 9/19  | L |   | Iowa State     | 12-23 |
| 9/26  | W | * | UCLA           | 20-7  |
| 10/3  | W |   | Northwestern   | 64-0  |
| 10/10 | W | * | Indiana (h)    | 42-28 |
| 10/17 | W |   | Michigan       | 9-7   |
| 10/24 | L | * | Minnesota      | 10-12 |
| 10/31 | L |   | Illinois       | 7-24  |
| 11/7  | W | * | Purdue         | 33-7  |
| 11/14 | W |   | Wisconsin      | 17-7  |
| 11/21 | W | * | Michigan State | 36-7  |
| 1/1   | L | % | Washington (n) | 0-28  |

% -- Rose Bowl at Pasadena, Calif.

**1982 (8-4-0)**

|       |   |   |                  |       |
|-------|---|---|------------------|-------|
| 9/11  | L |   | Nebraska         | 7-42  |
| 9/18  | L | * | Iowa State       | 7-19  |
| 9/25  | W |   | Arizona          | 17-14 |
| 10/2  | W | * | Northwestern (h) | 45-7  |
| 10/9  | W |   | Indiana          | 24-20 |
| 10/16 | L | * | Michigan         | 7-29  |
| 10/23 | W |   | Minnesota        | 21-16 |
| 10/30 | W | * | Illinois         | 14-13 |
| 11/6  | L |   | Purdue           | 7-16  |
| 11/13 | W | * | Wisconsin        | 28-14 |
| 11/20 | W |   | Michigan State   | 24-18 |
| 12/31 | W | % | Tennessee (n)    | 28-22 |

% -- Peach Bowl at Atlanta, Ga.

**1983 (9-3-0)**

|       |     |                  |       |
|-------|-----|------------------|-------|
| 9/10  | W   | Iowa State       | 51-10 |
| 9/17  | W   | Penn State       | 42-34 |
| 9/24  | W * | Ohio State       | 20-14 |
| 10/1  | L   | Illinois         | 0-33  |
| 10/8  | W * | Northwestern (h) | 61-21 |
| 10/15 | W * | Purdue           | 31-14 |
| 10/22 | L   | Michigan         | 13-16 |
| 10/29 | W * | Indiana          | 49-3  |
| 11/5  | W   | Wisconsin        | 34-14 |
| 11/12 | W   | Michigan State   | 12-6  |
| 11/19 | W * | Minnesota        | 61-10 |
| 12/30 | L % | Florida (n)      | 6-14  |

% - - Gator Bowl at Jacksonville, Fla.

**1984 (8-4-1)**

|       |     |                |       |
|-------|-----|----------------|-------|
| 9/8   | W * | Iowa State     | 59-21 |
| 9/15  | L * | Penn State     | 17-20 |
| 9/22  | L   | Ohio State     | 26-45 |
| 9/29  | W * | Illinois (h)   | 21-16 |
| 10/6  | W   | Northwestern   | 31-3  |
| 10/13 | W   | Purdue         | 40-3  |
| 10/20 | W * | Michigan       | 26-0  |
| 10/27 | W   | Indiana        | 24-20 |
| 11/3  | T * | Wisconsin      | 10-10 |
| 11/10 | L * | Michigan State | 16-17 |
| 11/17 | L   | Minnesota      | 17-23 |
| 12/1  | W   | Hawaii         | 17-6  |
| 12/26 | W % | Texas (n)      | 55-17 |

% - - Freedom Bowl at Anaheim, Calif.

**1985 (10-2-0)**

|       |     |                    |       |
|-------|-----|--------------------|-------|
| 9/14  | W * | Drake              | 58-0  |
| 9/21  | W * | Northern Illinois  | 48-20 |
| 9/28  | W   | Iowa State         | 57-3  |
| 10/5  | W * | Michigan State (h) | 35-31 |
| 10/12 | W   | Wisconsin          | 23-13 |
| 10/19 | W * | Michigan           | 12-10 |
| 10/26 | W   | Northwestern       | 49-10 |
| 11/2  | L   | Ohio State         | 13-22 |
| 11/9  | W * | Illinois           | 59-0  |
| 11/16 | W   | Purdue             | 27-24 |
| 11/23 | W * | Minnesota          | 31-9  |
| 1/1   | L % | UCLA (n)           | 28-45 |

% - - Rose Bowl at Pasadena, Calif.

**1986 (9-3-0)**

|       |     |                     |       |
|-------|-----|---------------------|-------|
| 9/13  | W * | Iowa State          | 43-7  |
| 9/20  | W * | Northern Illinois   | 57-3  |
| 9/27  | W * | UTEP                | 69-7  |
| 10/4  | W   | Michigan State      | 24-21 |
| 10/11 | W * | Wisconsin (h)       | 17-6  |
| 10/18 | L   | Michigan            | 17-20 |
| 10/25 | W * | Northwestern        | 27-20 |
| 11/1  | L * | Ohio State          | 10-31 |
| 11/8  | L   | Illinois            | 16-20 |
| 11/15 | W * | Purdue              | 42-14 |
| 11/22 | W   | Minnesota           | 30-27 |
| 12/30 | W % | San Diego State (n) | 39-38 |

% - - Holiday Bowl, at San Diego, Calif.

**1987 (10-3-0)**

|       |      |                |       |
|-------|------|----------------|-------|
| 8/30  | L \$ | Tennessee (n)  | 22-23 |
| 9/12  | W    | Arizona        | 15-14 |
| 9/19  | W    | Iowa State     | 48-9  |
| 9/26  | W *  | Kansas State   | 38-13 |
| 10/3  | L *  | Michigan State | 14-19 |
| 10/10 | W    | Wisconsin      | 31-10 |
| 10/17 | L    | Michigan       | 10-37 |
| 10/24 | W *  | Purdue (h)     | 38-14 |
| 10/31 | W *  | Indiana        | 29-21 |
| 11/7  | W    | Northwestern   | 52-24 |
| 11/14 | W    | Ohio State     | 29-27 |
| 11/21 | W *  | Minnesota      | 34-20 |
| 12/30 | W %  | Wyoming (n)    | 20-19 |

\$ - - Kickoff Classic at East Rutherford, N.J.

% - - Holiday Bowl at San Diego, Calif.

**1988 (6-4-3)**

|       |     |                        |       |
|-------|-----|------------------------|-------|
| 9/3   | L   | Hawaii                 | 24-27 |
| 9/10  | W   | Kansas State           | 45-10 |
| 9/17  | L * | Colorado               | 21-24 |
| 9/24  | W * | Iowa State             | 10-3  |
| 10/1  | T   | Michigan State         | 10-10 |
| 10/8  | W * | Wisconsin (h)          | 31-6  |
| 10/15 | T * | Michigan               | 17-17 |
| 10/22 | W   | Purdue                 | 31-7  |
| 10/29 | L   | Indiana                | 34-45 |
| 11/5  | W * | Northwestern           | 35-10 |
| 11/12 | T * | Ohio State             | 24-24 |
| 11/19 | W   | Minnesota              | 31-22 |
| 12/31 | L % | North Carolina St. (n) | 23-28 |

% - - Peach Bowl at Atlanta, Ga.

**1989 (5-6-0)**

|       |     |                |       |
|-------|-----|----------------|-------|
| 9/16  | L * | Oregon         | 6-44  |
| 9/23  | W   | Iowa State     | 31-21 |
| 9/30  | W * | Tulsa          | 30-22 |
| 10/7  | L * | Michigan State | 14-17 |
| 10/14 | W   | Wisconsin      | 31-24 |
| 10/21 | L * | Michigan (h)   | 12-26 |
| 10/28 | W   | Northwestern   | 35-22 |
| 11/4  | L * | Illinois       | 7-31  |
| 11/11 | L   | Ohio State     | 0-28  |
| 11/18 | W   | Purdue         | 24-0  |
| 11/25 | L * | Minnesota      | 7-43  |

**1990 (8-4-0)**

|       |     |                  |       |
|-------|-----|------------------|-------|
| 9/15  | W * | Cincinnati       | 63-10 |
| 9/22  | W * | Iowa State       | 45-35 |
| 9/29  | L   | Miami (FL)       | 21-48 |
| 10/6  | W   | Michigan State   | 12-7  |
| 10/13 | W * | Wisconsin        | 30-10 |
| 10/20 | W   | Michigan         | 24-23 |
| 10/27 | W * | Northwestern (h) | 56-14 |
| 11/3  | W   | Illinois         | 54-28 |
| 11/10 | L * | Ohio State       | 26-27 |
| 11/17 | W * | Purdue           | 38-9  |
| 11/24 | L   | Minnesota        | 24-31 |
| 1/1   | L % | Washington (n)   | 34-46 |

% - - Rose Bowl at Pasadena, Calif.

**1991 (10-1-1)**

|       |     |                   |       |
|-------|-----|-------------------|-------|
| 9/7   | W * | Hawaii            | 53-10 |
| 9/14  | W   | Iowa State        | 29-10 |
| 9/28  | W * | Northern Illinois | 58-7  |
| 10/5  | L * | Michigan          | 24-43 |
| 10/12 | W   | Wisconsin         | 10-6  |
| 10/19 | W * | Illinois (h)      | 24-21 |
| 10/26 | W   | Purdue            | 31-21 |
| 11/2  | W   | Ohio State        | 16-9  |
| 11/9  | W * | Indiana           | 38-21 |
| 11/16 | W   | Northwestern      | 24-10 |
| 11/23 | W * | Minnesota         | 23-8  |
| 12/30 | T % | Brigham Young (n) | 13-13 |

% - - Holiday Bowl at San Diego, Calif.

**1992 (5-7-0)**

|       |      |                |       |
|-------|------|----------------|-------|
| 8/29  | L \$ | N.C. State (n) | 14-24 |
| 9/5   | L *  | Miami (FL)     | 7-24  |
| 9/12  | W *  | Iowa State     | 21-7  |
| 9/26  | L    | Colorado       | 12-28 |
| 10/3  | L    | Michigan       | 28-52 |
| 10/10 | W *  | Wisconsin      | 23-22 |
| 10/17 | W    | Illinois       | 24-14 |
| 10/24 | L *  | Purdue (h)     | 16-27 |
| 10/31 | L *  | Ohio State     | 15-38 |
| 11/7  | W    | Indiana        | 14-0  |
| 11/14 | W *  | Northwestern   | 56-14 |
| 11/21 | L    | Minnesota      | 13-28 |

\$ - - Kickoff Classic at East Rutherford, N.J.

**1993 (6-6-0)**

|       |     |                   |       |
|-------|-----|-------------------|-------|
| 9/4   | W * | Tulsa             | 26-25 |
| 9/11  | W   | Iowa State        | 31-28 |
| 9/18  | L * | Penn State        | 0-31  |
| 10/2  | L   | Michigan          | 7-24  |
| 10/9  | L   | Indiana           | 10-16 |
| 10/16 | L * | Illinois (h)      | 3-49  |
| 10/23 | L   | Michigan State    | 10-24 |
| 10/30 | W * | Purdue            | 26-17 |
| 11/6  | W * | Northern Illinois | 54-20 |
| 11/13 | W   | Northwestern      | 23-19 |
| 11/20 | W * | Minnesota         | 21-3  |
| 12/31 | L % | California (n)    | 3-37  |

% - - Builders Square Alamo Bowl at San Antonio, Texas

**1994 (5-5-1)**

|       |     |                  |       |
|-------|-----|------------------|-------|
| 9/3   | W * | Central Michigan | 52-21 |
| 9/10  | W * | Iowa State       | 37-9  |
| 9/17  | L   | Penn State       | 21-61 |
| 9/24  | L   | Oregon           | 18-40 |
| 10/1  | L * | Michigan         | 14-29 |
| 10/8  | L * | Indiana (h)      | 20-27 |
| 10/15 | L   | Illinois         | 7-47  |
| 10/22 | W * | Michigan State   | 19-14 |
| 10/29 | T   | Purdue           | 21-21 |
| 11/12 | W * | Northwestern     | 49-13 |
| 11/19 | W   | Minnesota        | 49-42 |

**1995 (8-4-0)**

|       |     |                  |       |
|-------|-----|------------------|-------|
| 9/9   | W * | Northern Iowa    | 34-13 |
| 9/16  | W   | Iowa State       | 27-10 |
| 9/30  | W * | New Mexico State | 59-21 |
| 10/7  | W   | Michigan State   | 21-7  |
| 10/14 | W * | Indiana (h)      | 22-13 |
| 10/21 | L * | Penn State       | 27-41 |
| 10/28 | L   | Ohio State       | 35-56 |
| 11/4  | L * | Illinois         | 7-26  |
| 11/11 | L   | Northwestern     | 20-31 |
| 11/18 | W   | Wisconsin        | 33-20 |
| 11/25 | W * | Minnesota        | 45-3  |
| 12/29 | W % | Washington (n)   | 38-18 |

% - - Sun Bowl at El Paso, Texas



**1996 (9-3-0)**

|       |   |   |                    |       |
|-------|---|---|--------------------|-------|
| 9/7   | W | * | Arizona            | 21-20 |
| 9/14  | W | * | Iowa State         | 38-13 |
| 9/21  | L |   | Tulsa              | 20-27 |
| 10/5  | W | * | Michigan State (h) | 37-30 |
| 10/12 | W |   | Indiana            | 31-10 |
| 10/19 | W |   | Penn State         | 21-20 |
| 10/26 | L | * | Ohio State         | 26-38 |
| 11/2  | W |   | Illinois           | 31-21 |
| 11/9  | L | * | Northwestern       | 13-40 |
| 11/16 | W | * | Wisconsin          | 31-0  |
| 11/23 | W |   | Minnesota          | 43-24 |
| 12/29 | W | % | Texas Tech (n)     | 27-0  |

% -- Builders Square Alamo Bowl at San Antonio, Texas

**1997 (7-5-0)**

|       |   |   |                   |       |
|-------|---|---|-------------------|-------|
| 9/6   | W | * | Northern Iowa     | 66-0  |
| 9/13  | W | * | Tulsa             | 54-16 |
| 9/20  | W |   | Iowa State        | 63-20 |
| 9/27  | W | * | Illinois          | 38-10 |
| 10/4  | L |   | Ohio State        | 7-23  |
| 10/18 | L |   | Michigan          | 24-28 |
| 10/25 | W | * | Indiana (h)       | 62-0  |
| 11/1  | W | * | Purdue            | 35-17 |
| 11/8  | L |   | Wisconsin         | 10-13 |
| 11/15 | L |   | Northwestern      | 14-15 |
| 11/22 | W | * | Minnesota         | 31-0  |
| 12/31 | L | % | Arizona State (n) | 7-17  |

% -- Norwest Sun Bowl at El Paso, Texas

**1998 (3-8-0)**

|       |   |   |                  |       |
|-------|---|---|------------------|-------|
| 9/5   | W | * | Central Michigan | 38-0  |
| 9/12  | L | * | Iowa State       | 9-27  |
| 9/19  | L |   | Arizona          | 11-35 |
| 9/26  | W |   | Illinois         | 37-14 |
| 10/3  | L | * | Michigan         | 9-12  |
| 10/10 | W | * | Northwestern (h) | 26-24 |
| 10/17 | L |   | Indiana          | 7-14  |
| 10/24 | L | * | Wisconsin        | 0-31  |
| 10/31 | L |   | Purdue           | 14-36 |
| 11/14 | L | * | Ohio State       | 14-45 |
| 11/21 | L |   | Minnesota        | 7-49  |

**Coach Kirk Ferentz**
**1999 (1-10)**

|       |   |   |                    |       |
|-------|---|---|--------------------|-------|
| 9/4   | L | * | #5 Nebraska        | 7-42  |
| 9/11  | L |   | Iowa State         | 10-17 |
| 9/18  | W | * | Northern Illinois  | 24-0  |
| 10/2  | L |   | #14 Michigan State | 3-49  |
| 10/9  | L | * | #2 Penn State      | 7-31  |
| 10/16 | L |   | Northwestern       | 21-23 |
| 10/23 | L | * | Indiana (h)        | 31-38 |
| 10/30 | L |   | #21 Ohio State     | 11-41 |
| 11/6  | L | * | Illinois           | 24-40 |
| 11/13 | L |   | #9 Wisconsin       | 3-41  |
| 11/20 | L | * | #17 Minnesota      | 21-25 |

**2000 (3-9)**

|       |   |    |                        |       |
|-------|---|----|------------------------|-------|
| 8/26  | L | \$ | #8 Kansas State (n)    | 7-27  |
| 9/9   | L | *  | Western Michigan       | 21-27 |
| 9/16  | L | *  | Iowa State             | 14-24 |
| 9/23  | L |    | #1 Nebraska            | 13-42 |
| 9/30  | L |    | Indiana                | 33-45 |
| 10/7  | W | *  | #25 Michigan State (h) | 21-16 |
| 10/14 | L |    | Illinois               | 0-31  |
| 10/21 | L | *  | #13 Ohio State         | 10-38 |
| 10/28 | L | *  | Wisconsin              | 7-13  |
| 11/4  | W |    | Penn State (2 OT)      | 26-23 |
| 11/11 | W | *  | #18 Northwestern       | 27-17 |
| 11/18 | L |    | Minnesota              | 24-27 |

\$ -- Eddie Robinson Classic at Kansas City, Mo.

**2001 (7-5)**

|       |   |   |                |       |
|-------|---|---|----------------|-------|
| 9/1   | W | * | Kent State     | 51-0  |
| 9/8   | W | * | Miami (OH)     | 44-19 |
| 9/29  | W | * | Penn State (h) | 24-18 |
| 10/6  | L |   | #18 Purdue     | 14-23 |
| 10/13 | L |   | Michigan State | 28-31 |
| 10/20 | W | * | Indiana        | 42-28 |
| 10/27 | L | * | #8 Michigan    | 26-32 |
| 11/3  | L |   | Wisconsin      | 28-34 |
| 11/10 | W |   | Northwestern   | 59-16 |
| 11/17 | W | * | Minnesota      | 42-24 |
| 11/24 | L |   | Iowa State     | 14-17 |
| 12/29 | W | % | Texas Tech (n) | 19-16 |

% -- SYLVANIA Alamo Bowl at San Antonio, Texas

**2002 (11-2)**

|        |   |   |                     |       |
|--------|---|---|---------------------|-------|
| 8/31   | W | * | Akron               | 57-21 |
| 9/7    | W |   | Miami (OH)          | 29-24 |
| 9/14   | L | * | Iowa State          | 31-36 |
| 9/21   | W | * | Utah State          | 48-7  |
| 9/28   | W | * | #12 Penn State (OT) | 42-35 |
| 10/5   | W | * | Purdue (h)          | 31-28 |
| 10/12  | W | * | Michigan State      | 44-16 |
| 10/19  | W |   | Indiana             | 24-8  |
| 10/26  | W | * | #8 Michigan         | 34-9  |
| 11/2   | W | * | Wisconsin           | 20-3  |
| 11/9   | W | * | Northwestern        | 62-10 |
| 11/16  | W |   | Minnesota           | 45-21 |
| 1/2/03 | L | % | #5 Southern Cal (n) | 17-38 |

% -- FedEx Orange Bowl at Miami, Fla.

**2003 (10-3)**

|        |   |   |                   |       |
|--------|---|---|-------------------|-------|
| 8/30   | W | * | Miami (OH)        | 21-3  |
| 9/6    | W | * | Buffalo           | 56-7  |
| 9/13   | W |   | Iowa State        | 40-21 |
| 9/20   | W | * | #16 Arizona State | 21-2  |
| 9/27   | L |   | Michigan State    | 10-20 |
| 10/4   | W | * | #9 Michigan (h)   | 30-27 |
| 10/18  | L |   | #8 Ohio State     | 10-19 |
| 10/25  | W | * | Penn State        | 26-14 |
| 11/1   | W | * | Illinois          | 41-10 |
| 11/8   | L |   | #14 Purdue        | 14-27 |
| 11/15  | W | * | #17 Minnesota     | 40-22 |
| 11/22  | W |   | Wisconsin         | 27-21 |
| 1/1/04 | W | % | #17 Florida (n)   | 37-17 |

% -- Outback Bowl at Tampa, Fla.

**2004 (10-2)**

|        |   |   |                    |       |
|--------|---|---|--------------------|-------|
| 9/4    | W | * | Kent State         | 39-7  |
| 9/11   | W | * | Iowa State         | 17-10 |
| 9/18   | L |   | Arizona State      | 7-44  |
| 9/25   | L |   | #18 Michigan       | 17-30 |
| 10/2   | W | * | Michigan State (h) | 38-16 |
| 10/16  | W | * | #23 Ohio State     | 33-7  |
| 10/23  | W |   | Penn State         | 6-4   |
| 10/30  | W |   | Illinois           | 23-13 |
| 11/6   | W | * | Purdue             | 23-21 |
| 11/13  | W |   | Minnesota          | 29-27 |
| 11/20  | W | * | #9 Wisconsin       | 30-7  |
| 1/1/05 | W | % | #11 LSU (n)        | 30-25 |

% -- Capital One Bowl at Orlando, Fla.

**2005 (7-5)**

|       |   |   |                 |       |
|-------|---|---|-----------------|-------|
| 9/3   | W | * | Ball State      | 56-0  |
| 9/10  | L |   | Iowa State      | 3-23  |
| 9/17  | W | * | Northern Iowa   | 45-21 |
| 9/24  | L |   | #8 Ohio State   | 6-31  |
| 10/1  | W | * | Illinois (h)    | 35-7  |
| 10/8  | W |   | Purdue          | 34-17 |
| 10/15 | W | * | Indiana         | 38-21 |
| 10/22 | L | * | Michigan (OT)   | 20-23 |
| 11/5  | L |   | Northwestern    | 27-28 |
| 11/12 | W |   | #19 Wisconsin   | 20-10 |
| 10/19 | W | * | Minnesota       | 52-28 |
| 1/2   | L | % | #16 Florida (n) | 24-31 |

% -- Outback Bowl at Tampa, Fla.

**2006 (6-7)**

|       |   |   |                   |       |
|-------|---|---|-------------------|-------|
| 9/2   | W | * | Montana           | 41-7  |
| 9/9   | W |   | Syracuse (2 OT)   | 20-13 |
| 9/16  | W | * | Iowa State        | 27-17 |
| 9/23  | W |   | Illinois          | 24-7  |
| 9/30  | L | * | #1 Ohio State     | 17-38 |
| 10/7  | W | * | Purdue (h)        | 47-17 |
| 10/14 | L |   | Indiana           | 28-31 |
| 10/21 | L |   | #3 Michigan       | 6-20  |
| 10/28 | W | * | Northern Illinois | 24-14 |
| 11/4  | L | * | Northwestern      | 7-21  |
| 11/11 | L | * | #15 Wisconsin     | 21-24 |
| 11/18 | L |   | Minnesota         | 24-34 |
| 12/30 | L | % | #16 Texas (n)     | 24-26 |

% -- Alamo Bowl at San Antonio, Texas

**2007 (6-6)**

|       |   |   |                       |       |
|-------|---|---|-----------------------|-------|
| 9/1   | W | % | Northern Illinois (n) | 16-3  |
| 9/8   | W | * | Syracuse              | 35-0  |
| 9/15  | L |   | Iowa State            | 13-15 |
| 9/22  | L |   | #7 Wisconsin          | 13-17 |
| 9/29  | L | * | Indiana               | 20-38 |
| 10/6  | L |   | Penn State            | 7-27  |
| 10/13 | W | * | #18 Illinois          | 10-6  |
| 10/20 | L |   | Purdue                | 6-31  |
| 10/27 | W | * | Michigan State (2 OT) | 34-27 |
| 11/3  | W |   | Northwestern          | 28-17 |
| 11/10 | W | * | Minnesota             | 21-16 |
| 11/17 | L | * | Western Michigan      | 19-28 |

% -- Soldier Field at Chicago, Ill.

**2008 (9-4)**

|       |   |   |                       |       |
|-------|---|---|-----------------------|-------|
| 8/30  | W | * | Maine                 | 46-3  |
| 9/6   | W | * | Florida International | 42-0  |
| 9/13  | W | * | Iowa State            | 17-5  |
| 9/20  | L |   | Pittsburgh            | 20-21 |
| 9/27  | L | * | Northwestern          | 17-22 |
| 10/4  | L |   | Michigan State        | 13-16 |
| 10/11 | W |   | Indiana               | 45-9  |
| 10/18 | W | * | Wisconsin             | 38-16 |
| 11/1  | L |   | Illinois              | 24-27 |
| 11/8  | W | * | #3 Penn State         | 24-23 |
| 11/15 | W | * | Purdue                | 22-17 |
| 11/22 | W |   | Minnesota             | 55-0  |
| 1/1   | W | % | South Carolina (n)    | 31-10 |

% -- Outback Bowl at Tampa, Fla.

**2009 (11-2)**

|       |   |   |                     |       |
|-------|---|---|---------------------|-------|
| 9/5   | W | * | Northern Iowa       | 17-16 |
| 9/12  | W |   | Iowa State          | 35-3  |
| 9/19  | W | * | Arizona             | 27-17 |
| 9/26  | W |   | #4 Penn State       | 21-10 |
| 10/3  | W | * | Arkansas State      | 24-21 |
| 10/10 | W | * | Michigan            | 30-28 |
| 10/17 | W |   | Wisconsin           | 20-10 |
| 10/24 | W |   | Michigan State      | 15-13 |
| 10/31 | W | * | Indiana             | 42-24 |
| 11/7  | L | * | Northwestern        | 10-17 |
| 11/14 | L |   | #8 Ohio State (OT)  | 24-27 |
| 11/21 | W | * | Minnesota           | 12-0  |
| 1/5   | W | % | #9 Georgia Tech (n) | 24-14 |

% - - FedEx Orange Bowl at Miami, Fla.

**2010 (8-5)**

|       |   |   |                    |       |
|-------|---|---|--------------------|-------|
| 9/4   | W | * | Eastern Illinois   | 37-7  |
| 9/11  | W | * | Iowa State         | 35-7  |
| 9/18  | L |   | #18 Arizona        | 27-34 |
| 9/25  | W | * | Ball State         | 45-0  |
| 10/2  | W | * | #20 Penn State (h) | 24-3  |
| 10/16 | W |   | #24 Michigan       | 38-28 |
| 10/23 | L | * | #10 Wisconsin      | 30-31 |
| 10/30 | W | * | #5 Michigan State  | 37-6  |
| 11/6  | W |   | Indiana            | 18-13 |
| 11/13 | L |   | Northwestern       | 17-21 |
| 11/20 | L | * | #7 Ohio State      | 17-20 |
| 11/27 | L |   | Minnesota          | 24-27 |
| 12/28 | W | % | #12 Missouri (n)   | 27-24 |

% - - Insight Bowl at Tempe, Ariz.

**2011 (7-6)**

|       |   |   |                    |             |
|-------|---|---|--------------------|-------------|
| 9/3   | W | * | Tennessee Tech     | 34-7        |
| 9/10  | L |   | Iowa State         | 41-44 (3OT) |
| 9/17  | W | * | Pittsburgh         | 31-27       |
| 9/24  | W | * | Louisiana-Monroe   | 45-17       |
| 10/8  | L |   | Penn State         | 3-13        |
| 10/15 | W | * | Northwestern       | 41-31       |
| 10/22 | W | * | Indiana            | 45-24       |
| 10/29 | L |   | Minnesota          | 21-22       |
| 11/5  | W | * | #13 Michigan       | 45-24       |
| 11/12 | L | * | #13 Michigan State | 21-22       |
| 11/19 | W |   | Purdue             | 31-21       |
| 11/25 | L |   | #22 Nebraska       | 7-20        |
| 12/30 | L |   | #14 Oklahoma (n)   | 14-31       |

% - - Insight Bowl at Tempe, Ariz.

**2012 (4-8, 2-6)**

|       |   |   |                       |             |
|-------|---|---|-----------------------|-------------|
| 9/1   | W | % | Northern Illinois (n) | 18-17       |
| 9/8   | L | * | Iowa State            | 6-9         |
| 9/15  | W | * | Northern Iowa         | 27-16       |
| 9/22  | L | * | Central Michigan      | 31-32       |
| 9/29  | W | * | Minnesota (h)         | 31-13       |
| 10/13 | W |   | Michigan State        | 19-16 (2OT) |
| 10/20 | L | * | Penn State            | 14-38       |
| 10/27 | L |   | Northwestern          | 17-28       |
| 11/3  | L |   | Indiana               | 21-24       |
| 11/10 | L | * | Purdue                | 24-27       |
| 11/17 | L |   | #21 Michigan          | 17-4        |
| 11/23 | L | * | #14 Nebraska          | 7-13        |

% - - Soldier Field at Chicago, Ill.

**2013 (8-5, 5-3)**

|       |   |   |                    |            |
|-------|---|---|--------------------|------------|
| 8/31  | L | * | Northern Illinois  | 27-30      |
| 9/7   | W | * | Missouri State     | 28-14      |
| 9/14  | W |   | Iowa State         | 27-21      |
| 9/21  | W | * | Western Michigan   | 59-3       |
| 9/28  | W |   | Minnesota          | 23-7       |
| 10/5  | L | * | Michigan State (h) | 14-26      |
| 10/19 | L |   | #3 Ohio State      | 24-34      |
| 10/26 | W | * | Northwestern       | 17-10 (OT) |
| 11/2  | L | * | Wisconsin          | 9-28       |
| 11/9  | W |   | Purdue             | 38-14      |
| 11/23 | W | * | Michigan           | 24-21      |
| 11/29 | W |   | Nebraska           | 38-17      |
| 1/1   | L | % | LSU (n)            | 14-21      |

% - - Outback Bowl at Tampa, Fla.

**2014 (7-6, 4-4)**

|       |   |   |               |            |
|-------|---|---|---------------|------------|
| 8/31  | W | * | Northern Iowa | 31-23      |
| 9/06  | W | * | Ball State    | 17-13      |
| 9/13  | L | * | Iowa State    | 17-20      |
| 9/20  | W |   | Pittsburgh    | 24-20      |
| 9/27  | W |   | Purdue        | 24-10      |
| 10/11 | W | * | Indiana (h)   | 45-29      |
| 10/18 | L |   | Maryland      | 31-38      |
| 11/01 | W | * | Northwestern  | 48-7       |
| 11/08 | L |   | Minnesota     | 14-51      |
| 11/15 | W |   | Illinois      | 30-14      |
| 11/22 | L | * | #14 Wisconsin | 24-26      |
| 11/28 | L | * | Nebraska      | 34-37 (OT) |
| 1/02  | L | % | Tennessee (n) | 28-45      |

% - - TaxSlayer Bowl at Jacksonville, Fla.

**2015 (12-2-0, 8-0-0)**

|       |   |    |                     |       |
|-------|---|----|---------------------|-------|
| 9/5   | W | *  | Illinois State      | 31-14 |
| 9/12  | W |    | Iowa State          | 31-17 |
| 9/19  | W | *  | Pittsburgh          | 27-24 |
| 9/26  | W | *  | North Texas         | 62-16 |
| 10/3  | W |    | #18/19 Wisconsin    | 10-6  |
| 10/10 | W | *  | Illinois (h)        | 29-20 |
| 10/17 | W |    | #20/21 Northwestern | 40-10 |
| 10/31 | W | *  | Maryland            | 31-15 |
| 11/7  | W |    | Indiana             | 35-27 |
| 11/14 | W | *  | Minnesota           | 40-35 |
| 11/21 | W | *  | Purdue              | 40-20 |
| 11/27 | W |    | Nebraska            | 28-20 |
| 12/5  | L | \$ | #5/5 Michigan State | 13-16 |
| 1/1   | L | %  | #5/6 Stanford       | 16-45 |

\$ -- Big Ten Championship Game at Indianapolis, Ind.

% - - Rose Bowl at Pasadena, Calif.

**2016 (8-5-0, 6-3-0)**

|       |   |   |                    |       |
|-------|---|---|--------------------|-------|
| 9/3   | W | * | Miami Ohio         | 45-21 |
| 9/10  | W | * | Iowa State         | 42-3  |
| 9/17  | L | * | North Dakota State | 21-23 |
| 9/24  | W |   | Rutgers            | 14-7  |
| 10/1  | L | * | Northwestern (h)   | 31-38 |
| 10/8  | W |   | Minnesota          | 14-7  |
| 10/15 | W |   | Purdue             | 49-35 |
| 10/22 | L | * | #10 Wisconsin      | 9-17  |
| 11/5  | L |   | #12 Penn State     | 14-41 |
| 11/12 | W | * | #2 Michigan        | 14-13 |
| 11/19 | W |   | Illinois           | 28-0  |
| 11/25 | W | * | #15 Nebraska       | 40-10 |
| 1/2   | L | % | #17 Florida        | 3-30  |

% - - Outback Bowl at Tampa, Fla.

**2017 (8-5, 4-5)**

|       |   |   |                    |            |
|-------|---|---|--------------------|------------|
| 9/2   | W | * | Wyoming            | 24-3       |
| 9/9   | W |   | Iowa State         | 44-41 (OT) |
| 9/16  | W | * | North Texas        | 31-14      |
| 9/23  | L | * | #4 Penn State      | 19-21      |
| 9/30  | L |   | Michigan State     | 10-17      |
| 10/07 | W | * | Illinois (h)       | 45-16      |
| 10/21 | L |   | Northwestern       | 10-17 (OT) |
| 10/28 | W | * | Minnesota          | 17-10      |
| 11/04 | W | * | #3 Ohio State      | 55-24      |
| 11/11 | L |   | #6 Wisconsin       | 14-38      |
| 11/28 | L | * | Purdue             | 15-24      |
| 11/24 | W |   | Nebraska           | 56-14      |
| 12/27 | W | % | Boston College (n) | 27-20      |

% - - Pinstripe Bowl at Bronx, NY.

**2018 (9-4, 5-4)**

|       |   |   |                           |       |
|-------|---|---|---------------------------|-------|
| 9/1   | W | * | Northern Illinois         | 33-7  |
| 9/8   | W | * | Iowa State                | 13-3  |
| 9/15  | W | * | Northern Iowa             | 38-14 |
| 9/22  | L | * | #18/16 Wisconsin          | 17-28 |
| 10/6  | W |   | Minnesota                 | 48-31 |
| 10/13 | W |   | Indiana                   | 42-16 |
| 10/20 | W | * | Maryland (h)              | 23-0  |
| 10/27 | L |   | #17/16 Penn State         | 24-30 |
| 11/3  | L |   | Purdue                    | 36-38 |
| 11/10 | L | * | Northwestern              | 10-14 |
| 11/17 | W |   | Illinois                  | 63-0  |
| 11/23 | W | * | Nebraska                  | 31-28 |
| 1/1   | W | % | #18 Mississippi State (n) | 27-22 |

% - - Outback Bowl at Tampa, Fla.

**2019 (10-3, 6-3)**

|       |   |   |                             |       |
|-------|---|---|-----------------------------|-------|
| 8/31  | W | * | Miami, Ohio                 | 38-14 |
| 9/7   | W | * | Rutgers                     | 30-0  |
| 9/14  | W |   | at Iowa State               | 18-17 |
| 9/28  | W | * | Middle Tennessee            | 48-3  |
| 10/5  | L |   | at #19 Michigan             | 3-10  |
| 10/12 | L | * | #10 Penn State              | 12-17 |
| 10/19 | W | * | Purdue                      | 26-20 |
| 10/26 | W |   | at Northwestern             | 20-0  |
| 11/9  | L |   | at #16 Wisconsin            | 22-24 |
| 11/16 | W | * | #8 Minnesota                | 23-19 |
| 11/23 | W | * | Illinois                    | 19-10 |
| 11/29 | W |   | at Nebraska                 | 27-24 |
| 12/27 | W | % | #22 Southern California (n) | 49-24 |

% - - Holiday Bowl at San Diego, Calif.

**\* - - at Iowa City**

**(h) - - indicates Homecoming game**

### **Floyd of Rosedale** *Iowa vs. Minnesota*

To the winner of the Iowa-Minnesota football game goes possession of a statue of a pig named "Floyd of Rosedale."

A bet in 1935 between Minnesota Governor Floyd B. Olson and Iowa Governor Clyde Herring gave birth to Floyd of Rosedale. Tensions between the two state universities had been running high and a wager was made in an effort to relieve the situation.

After Iowa lost the 1935 game, Herring presented Olson with Floyd of Rosedale, a full-blooded champion pig and a brother of BlueBoy from Will Rogers' movie State Fair. Olson gave the pig to the University of Minnesota and commissioned St. Paul sculptor Charles Brioscho to capture Floyd's image.

The result is a bronze pig 21 inches long and 15 inches high and weighs in at 98.3 pounds. Floyd currently resides in Iowa City as a result of Iowa's 23-19 victory last season in Kinnick Stadium. Minnesota holds a 42-41-2 advantage in the series with Floyd of Rosedale on the line.

The winning university is entitled to keep the trophy until it loses the annual battle.



### **Heartland Trophy** *Iowa vs. Wisconsin*

The Heartland Trophy was inaugurated in 2004 and goes each year to the winner of the football battle between Iowa and Wisconsin.

The trophy was designed and crafted by artist and former Iowa football player Frank Strub. The trophy, which is a bull mounted on a walnut base (native to both Wisconsin and Iowa), has been inscribed with the scores of all games in the long-time series. The teams have met 93 times, with Wisconsin holding a 48-43-2.

Wisconsin leads the series, 9-5, since the inception of the Heartland Trophy in 2004. Wisconsin retained possession of the Heartland Trophy following its 24-22 win in Madison last season.

The winning university is entitled to keep the trophy until it loses the annual battle.



### **Cy-Hawk Trophy** *Iowa vs. Iowa State*

When The University of Iowa resumed its football series with Iowa State in 1977, the Des Moines Athletic Club donated a trophy to be awarded to the winner of the annual in-state battle.

The original Cy-Hawk Trophy featured a football player in the classic running back pose and a likeness of both Herky the Hawkeye and Cy the Cardinal. A new Cy-Hawk Trophy, selected through a fan vote, was introduced for the 2012 contest, which is a part of the Iowa Corn Cy-Hawk Series.

The Hawkeyes hold a 45-22 advantage in the series that began in 1894, including a 29-13 margin since 1977 when the Cy-Hawk Trophy was first awarded. Iowa retained possession of the Cy-Hawk Trophy with an 18-17 victory last season in Ames.

The winning university is entitled to keep the trophy until it loses the annual battle.




### **The Heroes Game** *Iowa vs. Nebraska*

The Heroes Game was created to highlight the border rivalry between Iowa and Nebraska. The institutions annually honor one citizen from each of their respective states who are admired for their brave deeds and noble qualities.

These heroes are nominated by friends, neighbors or co-workers and are guests of the two teams at the game, where they are honored on-field. Each will also have their name and hometown etched on the Heroes Trophy.

Nebraska holds a 29-18-3 advantage in the all-time series. The trophy resides in Iowa City following Iowa's 27-24 victory in Lincoln last season.



### **Herky and the Hawkeyes**

The University of Iowa borrowed its athletic nickname from the state of Iowa many years ago.

The name Hawkeye was originally applied to a hero in a fictional novel, The Last of the Mohicans, written by James Fenimore Cooper. Author Cooper had the Delaware Indians bestow the name on a white scout who lived with them.

In 1838, 12 years after the book was published, people in the territory of Iowa acquired the nickname, chiefly through the efforts of Judge David Rorer of Burlington and James Edwards of Fort Madison.

Edwards, editor of the Fort Madison Patriot, moved his paper to Burlington in 1843 and renamed it the Burlington Hawk Eye. The two men continued their campaign to popularize the name and territorial officials eventually gave it their formal approval.

The Hawkeye nickname gained a tangible symbol in 1948 when a cartoon character, later to be named Herky the Hawk, was hatched. The creator was Richard Spencer III, instructor of journalism.

The impish hawk was an immediate hit and he acquired a name through a statewide contest staged by the athletic department. John Franklin, a Belle Plaine alumnus, was the man who suggested Herky.

Since his birth over 60 years ago, Herky has symbolized Iowa athletics and epitomized University life. He even donned a military uniform during the Korean War and became the insignia of the 124th Fighter Squadron.

During the mid 1950s Herky came to life at a football game as the Iowa mascot. Since then Herky has been a familiar figure at Iowa athletic events.



# YEARLY RECORD

| Year | Coach           | Overall Games |       |       |           | Big Ten Games |       |      |       |       |
|------|-----------------|---------------|-------|-------|-----------|---------------|-------|------|-------|-------|
|      |                 | W-L-T         | Home  | Away  | Off. Avg. | Def. Avg.     | W-L-T | Rank | Home  | Away  |
| 1889 | none            | 0 1 0         | 0 0 0 | 0 1 0 | 0.0       | 24.0          |       |      |       |       |
| 1890 | none            | 1 1 0         | 0 1 0 | 1 0 0 | 48.5      | 5.5           |       |      |       |       |
| 1891 | none            | 3 2 0         | 1 1 0 | 2 1 0 | 22.4      | 13.6          |       |      |       |       |
| 1892 | E.A. Dalton     | 3 2 1         | 2 0 0 | 1 2 1 | 20.7      | 11.3          |       |      |       |       |
| 1893 | Ben Donnelly    | 3 4 0         | 2 0 0 | 1 4 0 | 25.4      | 23.0          |       |      |       |       |
| 1894 | Roger Sherman   | 4 4 1         | 2 1 0 | 2 3 1 | 16.2      | 17.6          |       |      |       |       |
| 1895 | none            | 2 5 0         | 0 2 0 | 2 3 0 | 6.0       | 20.0          |       |      |       |       |
| 1896 | A.E. Bull       | 7 1 1         | 3 0 0 | 4 1 1 | 14.7      | 1.3           |       |      |       |       |
| 1897 | Otto Wagonhurst | 4 4 0         | 2 2 0 | 2 2 0 | 8.3       | 13.0          |       |      |       |       |
| 1898 | Alden Knipe     | 3 4 2         | 2 1 0 | 1 3 2 | 7.4       | 10.6          |       |      |       |       |
| 1899 | Alden Knipe     | 8 0 1         | 5 0 0 | 3 0 1 | 24.6      | 0.6           |       |      |       |       |
| 1900 | Alden Knipe     | 7 0 1         | 5 0 0 | 2 0 1 | 38.9      | 1.5           | 2 0 1 | 2nd  | 0-0-0 | 2-0-1 |
| 1901 | Alden Knipe     | 6 3 0         | 5 1 0 | 1 2 0 | 9.4       | 12.8          | 0 3 0 | 8th  | 0-1-0 | 0-2-0 |
| 1902 | Alden Knipe     | 5 4 0         | 2 1 0 | 3 3 0 | 13.4      | 26.4          | 0 3 0 | 7th  | 0-0-0 | 0-3-0 |
| 1903 | John Chalmers   | 9 2 0         | 6 1 0 | 3 1 0 | 15.5      | 9.3           | 1 1 0 | 5th  | 1-0-0 | 0-1-0 |
| 1904 | John Chalmers   | 7 4 0         | 6 0 0 | 1 4 0 | 23.4      | 9.9           | 0 3 0 | T7th | 0-0-0 | 0-3-0 |
| 1905 | John Chalmers   | 8 2 0         | 6 0 0 | 2 2 0 | 30.9      | 8.6           | 0 2 0 | T7th | 0-0-0 | 0-2-0 |
| 1906 | Mark Catlin     | 2 3 0         | 2 1 0 | 0 2 0 | 8.6       | 15.0          | 0 1 0 | 7th  | 0-0-0 | 0-1-0 |
| 1907 | Mark Catlin     | 3 2 0         | 2 1 0 | 1 1 0 | 18.0      | 9.6           | 1 1 0 | 4th  | 1-0-0 | 0-1-0 |
| 1908 | Mark Catlin     | 2 5 0         | 1 3 0 | 1 2 0 | 18.9      | 9.3           | 0 1 0 | 6th  | 0-0-0 | 0-1-0 |
| 1909 | John Griffith   | 2 4 1         | 2 1 0 | 0 3 1 | 8.3       | 13.9          | 0 1 0 | 7th  | 0-0-0 | 0-1-0 |
| 1910 | Jess Hawley     | 5 2 0         | 3 0 0 | 2 2 0 | 13.4      | 2.1           | 1 1 0 | 4th  | 1-0-0 | 0-1-0 |
| 1911 | Jess Hawley     | 3 4 0         | 1 2 0 | 2 2 0 | 4.9       | 7.6           | 2 2 0 | 5th  | 1-0-0 | 1-2-0 |
| 1912 | Jess Hawley     | 4 3 0         | 2 1 0 | 2 2 0 | 18.6      | 19.7          | 1 3 0 | 7th  | 0-1-0 | 1-2-0 |
| 1913 | Jess Hawley     | 5 2 0         | 4 0 0 | 1 2 0 | 44.3      | 7.3           | 2 1 0 | T2nd | 1-0-0 | 1-1-0 |
| 1914 | Jess Hawley     | 4 3 0         | 2 2 0 | 2 1 0 | 29.1      | 5.1           | 1 2 0 | 7th  | 0-1-0 | 1-1-0 |
| 1915 | Jess Hawley     | 3 4 0         | 1 1 0 | 2 3 0 | 13.1      | 21.3          | 1 2 0 | 7th  | 1-0-0 | 0-2-0 |
| 1916 | Howard Jones    | 4 3 0         | 3 1 0 | 1 2 0 | 17.3      | 22.3          | 1 2 0 | 7th  | 1-0-0 | 0-2-0 |
| 1917 | Howard Jones    | 3 5 0         | 3 1 0 | 0 4 0 | 11.4      | 17.6          | 0 2 0 | 8th  | 0-0-0 | 0-2-0 |
| 1918 | Howard Jones    | 6 2 1         | 5 2 0 | 1 0 1 | 13.7      | 4.0           | 2 1 0 | T4th | 2-1-0 | 0-0-0 |
| 1919 | Howard Jones    | 5 2 0         | 3 0 0 | 2 2 0 | 12.9      | 6.3           | 2 2 0 | 6th  | 0-0-0 | 2-2-0 |
| 1920 | Howard Jones    | 5 2 0         | 3 0 0 | 2 2 0 | 20.3      | 7.7           | 3 2 0 | 5th  | 2-0-0 | 1-2-0 |
| 1921 | Howard Jones    | 7 0 0         | 4 0 0 | 3 0 0 | 26.4      | 5.1           | 5 0 0 | 1st  | 2-0-0 | 3-0-0 |
| 1922 | Howard Jones    | 7 0 0         | 4 0 0 | 3 0 0 | 29.7      | 4.7           | 5 0 0 | 1st  | 3-0-0 | 2-0-0 |
| 1923 | Howard Jones    | 5 3 0         | 3 2 0 | 2 1 0 | 15.5      | 6.9           | 3 3 0 | 6th  | 1-2-0 | 2-1-0 |
| 1924 | Burt Ingwersen  | 6 1 1         | 5 0 1 | 1 1 0 | 13.3      | 6.3           | 3 1 1 | 3rd  | 1-0-1 | 2-1-0 |
| 1925 | Burt Ingwersen  | 5 3 0         | 4 1 0 | 1 2 0 | 15.1      | 9.3           | 2 2 0 | T4th | 1-1-0 | 1-1-0 |
| 1926 | Burt Ingwersen  | 3 5 0         | 3 1 0 | 0 4 0 | 14.1      | 14.6          | 0 5 0 | T9th | 0-2-0 | 0-3-0 |
| 1927 | Burt Ingwersen  | 4 4 0         | 3 2 0 | 1 2 0 | 13.4      | 10.4          | 1 4 0 | T9th | 0-2-0 | 1-2-0 |
| 1928 | Burt Ingwersen  | 6 2 0         | 4 1 0 | 2 1 0 | 18.4      | 5.3           | 3 2 0 | T4th | 1-1-0 | 2-1-0 |
| 1929 | Burt Ingwersen  | 4 2 2         | 3 0 1 | 1 2 1 | 16.0      | 3.5           | 2 2 2 | 5th  | 1-0-1 | 1-2-1 |
| 1930 | Burt Ingwersen  | 4 4 0         | 3 3 0 | 1 1 0 | 11.0      | 9.3           | 0 1 0 | 9th  | 0-1-0 | 0-0-0 |
| 1931 | Burt Ingwersen  | 1 6 1         | 1 2 1 | 0 4 0 | 0.9       | 16.4          | 0 3 1 | 10th | 0-1-1 | 0-2-0 |
| 1932 | Ossie Solem     | 1 7 0         | 1 3 0 | 0 4 0 | 7.8       | 21.4          | 0 5 0 | 10th | 0-2-0 | 0-3-0 |
| 1933 | Ossie Solem     | 5 3 0         | 3 0 0 | 2 3 0 | 16.4      | 7.0           | 3 2 0 | T5th | 1-0-0 | 2-2-0 |
| 1934 | Ossie Solem     | 2 5 1         | 1 2 0 | 1 3 1 | 12.3      | 19.1          | 1 3 1 | 9th  | 0-2-0 | 1-1-1 |
| 1935 | Ossie Solem     | 4 2 2         | 3 1 1 | 1 1 1 | 15.3      | 4.9           | 1 2 2 | 7th  | 0-1-1 | 1-1-1 |
| 1936 | Ossie Solem     | 3 4 1         | 2 1 1 | 1 3 0 | 10.6      | 12.9          | 0 4 1 | T7th | 0-1-1 | 0-3-0 |
| 1937 | Irl Tubbs       | 1 7 0         | 1 3 0 | 0 4 0 | 4.5       | 15.0          | 0 5 0 | 10th | 0-3-0 | 0-2-0 |
| 1938 | Irl Tubbs       | 1 6 1         | 0 3 1 | 1 3 0 | 5.8       | 16.9          | 1 3 1 | 7th  | 0-1-1 | 1-2-0 |
| 1939 | Eddie Anderson  | 6 1 1         | 4 0 0 | 2 1 1 | 16.3      | 11.4          | 4 1 1 | 2nd  | 2-0-0 | 2-1-1 |
| 1940 | Eddie Anderson  | 4 4 0         | 3 1 0 | 1 3 0 | 15.6      | 12.3          | 2 3 0 | 6th  | 2-1-0 | 0-2-0 |
| 1941 | Eddie Anderson  | 3 5 0         | 2 1 0 | 1 4 0 | 11.4      | 12.3          | 2 4 0 | 6th  | 1-1-0 | 1-3-0 |
| 1942 | Eddie Anderson  | 6 4 0         | 5 2 0 | 1 2 0 | 14.7      | 13.5          | 3 3 0 | T6th | 2-1-0 | 1-2-0 |
| 1943 | Slip Madigan    | 1 6 1         | 0 3 1 | 1 3 0 | 10.4      | 19.1          | 0 4 1 | 9th  | 0-2-1 | 0-2-0 |



| Year | Coach                 | Overall Games |       |       |           |           | Big Ten Games |      |       |       |
|------|-----------------------|---------------|-------|-------|-----------|-----------|---------------|------|-------|-------|
|      |                       | W-L-T         | Home  | Away  | Off. Avg. | Def. Avg. | W-L-T         | Rank | Home  | Away  |
| 1944 | Slip Madigan          | 1 7 0         | 1 3 0 | 0 4 0 | 6.6       | 30.0      | 0 6 0         | 9th  | 0-2-0 | 0-4-0 |
| 1945 | Clem Crowe            | 2 7 0         | 2 2 0 | 0 5 0 | 8.2       | 34.4      | 1 5 0         | T9th | 1-2-0 | 0-3-0 |
| 1946 | Eddie Anderson        | 5 4 0         | 3 2 0 | 2 2 0 | 14.3      | 10.2      | 3 3 0         | 4th  | 1-1-0 | 2-2-0 |
| 1947 | Eddie Anderson        | 3 5 1         | 3 1 0 | 0 4 1 | 16.1      | 19.9      | 2 3 1         | T6th | 2-1-0 | 0-2-1 |
| 1948 | Eddie Anderson        | 4 5 0         | 2 3 0 | 2 2 0 | 14.1      | 15.8      | 2 4 0         | T5th | 1-2-0 | 1-2-0 |
| 1949 | Eddie Anderson        | 4 5 0         | 3 2 0 | 1 3 0 | 20.4      | 27.4      | 3 3 0         | T5th | 2-1-0 | 1-2-0 |
| 1950 | Leonard Raffensperger | 3 5 1         | 1 2 1 | 2 3 0 | 13.4      | 22.3      | 2 4 0         | 6th  | 1-2-0 | 1-2-0 |
| 1951 | Leonard Raffensperger | 2 5 2         | 2 1 1 | 0 4 1 | 17.8      | 25.9      | 0 5 1         | 9th  | 0-1-1 | 0-4-0 |
| 1952 | Forest Evashevski     | 2 7 0         | 1 3 0 | 1 4 0 | 13.4      | 24.4      | 2 5 0         | 7th  | 1-2-0 | 1-3-0 |
| 1953 | Forest Evashevski     | 5 3 1         | 4 1 0 | 1 2 1 | 20.8      | 10.1      | 3 3 0         | T5th | 2-1-0 | 1-2-0 |
| 1954 | Forest Evashevski     | 5 4 0         | 4 1 0 | 1 3 0 | 21.3      | 15.7      | 4 3 0         | 5th  | 3-0-0 | 1-3-0 |
| 1955 | Forest Evashevski     | 3 5 1         | 3 0 1 | 0 5 0 | 17.4      | 19.2      | 2 3 1         | 7th  | 2-0-1 | 0-3-0 |
| 1956 | Forest Evashevski     | 9 1 0         | 5 1 0 | 4 0 0 | 21.9      | 8.4       | 5 1 0         | 1st  | 2-1-0 | 3-0-0 |
| 1957 | Forest Evashevski     | 7 1 1         | 4 0 0 | 3 1 1 | 29.2      | 12.4      | 4 1 1         | 3rd  | 2-0-0 | 2-1-1 |
| 1958 | Forest Evashevski     | 8 1 1         | 4 1 1 | 4 0 0 | 29.3      | 14.6      | 5 1 0         | 1st  | 2-1-0 | 3-0-0 |
| 1959 | Forest Evashevski     | 5 4 0         | 3 2 0 | 2 2 0 | 25.8      | 11.1      | 3 3 0         | 6th  | 2-1-0 | 1-2-0 |
| 1960 | Forest Evashevski     | 8 1 0         | 5 0 0 | 3 1 0 | 26.0      | 12.0      | 5 1 0         | 1st  | 3-0-0 | 2-1-0 |
| 1961 | Jerry Burns           | 5 4 0         | 4 1 0 | 1 3 0 | 23.9      | 18.0      | 2 4 0         | 7th  | 2-1-0 | 0-3-0 |
| 1962 | Jerry Burns           | 4 5 0         | 3 2 0 | 1 3 0 | 14.1      | 18.4      | 3 3 0         | T5th | 2-1-0 | 1-2-0 |
| 1963 | Jerry Burns           | 3 3 2         | 2 1 1 | 1 2 1 | 15.8      | 14.0      | 2 3 1         | 8th  | 2-1-0 | 0-2-1 |
| 1964 | Jerry Burns           | 3 6 0         | 2 3 0 | 1 3 0 | 18.9      | 23.2      | 1 5 0         | 9th  | 0-3-0 | 1-2-0 |
| 1965 | Jerry Burns           | 1 9 0         | 0 5 0 | 1 4 0 | 9.4       | 19.2      | 0 7 0         | 10th | 0-3-0 | 0-4-0 |
| 1966 | Ray Nagel             | 2 8 0         | 2 4 0 | 0 4 0 | 8.6       | 25.3      | 1 6 0         | 10th | 1-3-0 | 0-3-0 |
| 1967 | Ray Nagel             | 1 8 1         | 1 4 0 | 0 4 1 | 16.1      | 27.7      | 0 6 1         | T9th | 0-3-0 | 0-3-1 |
| 1968 | Ray Nagel             | 5 5 0         | 3 3 0 | 2 2 0 | 32.2      | 28.9      | 4 3 0         | T5th | 2-2-0 | 2-1-0 |
| 1969 | Ray Nagel             | 5 5 0         | 3 3 0 | 2 2 0 | 25.5      | 27.5      | 3 4 0         | T5th | 1-2-0 | 2-2-0 |
| 1970 | Ray Nagel             | 3 6 1         | 3 2 0 | 0 4 1 | 12.9      | 25.9      | 3 3 1         | 4th  | 3-1-0 | 0-2-1 |
| 1971 | Frank Lauterbur       | 1 10 0        | 1 4 0 | 0 6 0 | 11.0      | 35.5      | 1 8 0         | 10th | 1-3-0 | 0-5-0 |
| 1972 | Frank Lauterbur       | 3 7 1         | 2 2 1 | 1 5 0 | 10.0      | 19.0      | 2 6 1         | T8th | 1-2-1 | 1-4-0 |
| 1973 | Frank Lauterbur       | 0 11 0        | 0 5 0 | 0 6 0 | 12.7      | 36.5      | 0 8 0         | T9th | 0-4-0 | 0-4-0 |
| 1974 | Bob Commings          | 3 8 0         | 3 3 0 | 0 5 0 | 12.8      | 28.0      | 2 6 0         | T7th | 2-2-0 | 0-4-0 |
| 1975 | Bob Commings          | 3 8 0         | 1 5 0 | 2 3 0 | 16.5      | 25.4      | 3 5 0         | T7th | 1-3-0 | 2-2-0 |
| 1976 | Bob Commings          | 5 6 0         | 2 3 0 | 3 3 0 | 14.6      | 21.3      | 3 5 0         | T7th | 1-3-0 | 2-2-0 |
| 1977 | Bob Commings          | 5 6 0         | 3 4 0 | 2 2 0 | 15.0      | 20.8      | 3 5 0         | T6th | 1-3-0 | 2-2-0 |
| 1978 | Bob Commings          | 2 9 0         | 2 4 0 | 0 5 0 | 11.4      | 23.4      | 2 6 0         | 8th  | 2-2-0 | 0-4-0 |
| 1979 | Hayden Fry            | 5 6 0         | 2 4 0 | 3 2 0 | 21.7      | 19.6      | 4 4 0         | 5th  | 1-3-0 | 3-1-0 |
| 1980 | Hayden Fry            | 4 7 0         | 2 4 0 | 2 3 0 | 14.0      | 21.6      | 4 4 0         | 4th  | 2-2-0 | 2-2-0 |
| 1981 | Hayden Fry            | 8 4 0         | 5 1 0 | 3 3 0 | 21.7      | 13.1      | 6 2 0         | T1st | 3-1-0 | 3-1-0 |
| 1982 | Hayden Fry            | 8 4 0         | 3 2 0 | 5 2 0 | 19.1      | 19.2      | 6 2 0         | 3rd  | 3-1-0 | 3-1-0 |
| 1983 | Hayden Fry            | 9 3 0         | 5 0 0 | 4 3 0 | 31.7      | 15.8      | 7 2 0         | 3rd  | 5-0-0 | 2-2-0 |
| 1984 | Hayden Fry            | 8 4 1         | 3 2 1 | 5 2 0 | 27.6      | 15.5      | 5 3 1         | T4th | 2-1-1 | 3-2-0 |
| 1985 | Hayden Fry            | 10 2 0        | 6 0 0 | 4 2 0 | 36.7      | 15.6      | 7 1 0         | 1st  | 4-0-0 | 3-1-0 |
| 1986 | Hayden Fry            | 9 3 0         | 6 1 0 | 3 2 0 | 32.6      | 17.8      | 5 3 0         | T3rd | 3-1-0 | 2-2-0 |
| 1987 | Hayden Fry            | 10 3 0        | 4 1 0 | 6 2 0 | 30.0      | 19.3      | 6 2 0         | T2nd | 3-1-0 | 3-1-0 |
| 1988 | Hayden Fry            | 6 4 3         | 3 1 2 | 3 3 1 | 25.9      | 17.9      | 4 1 3         | T3rd | 2-0-2 | 2-1-1 |
| 1989 | Hayden Fry            | 5 6 0         | 1 5 0 | 4 1 0 | 17.9      | 25.3      | 3 5 0         | T6th | 0-4-0 | 3-1-0 |
| 1990 | Hayden Fry            | 8 4 0         | 5 1 0 | 3 3 0 | 35.6      | 24.0      | 6 2 0         | T1st | 3-1-0 | 3-1-0 |
| 1991 | Hayden Fry            | 10 1 1        | 5 1 0 | 5 0 1 | 28.6      | 14.9      | 7 1 0         | 2nd  | 3-1-0 | 4-0-0 |
| 1992 | Hayden Fry            | 5-7-0         | 3-3-0 | 2-4-0 | 20.3      | 23.2      | 4-4-0         | 5th  | 2-2-0 | 2-2-0 |
| 1993 | Hayden Fry            | 6-6-0         | 4-2-0 | 2-4-0 | 17.8      | 24.4      | 3-5-0         | 8th  | 2-2-0 | 1-3-0 |
| 1994 | Hayden Fry            | 5-5-1         | 4-2-0 | 1-3-1 | 27.9      | 29.5      | 3-4-1         | 7th  | 2-2-0 | 1-2-1 |
| 1995 | Hayden Fry            | 8-4-0         | 4-2-0 | 4-2-0 | 30.7      | 21.6      | 4-4-0         | 6th  | 2-2-0 | 2-2-0 |
| 1996 | Hayden Fry            | 9-3-0         | 4-2-0 | 5-1-0 | 28.3      | 20.3      | 6-2-0         | T3rd | 2-2-0 | 4-0-0 |
| 1997 | Hayden Fry            | 7-5-0         | 6-0-0 | 1-5-0 | 34.3      | 13.3      | 4-4-0         | T6th | 4-0-0 | 0-4-0 |
| 1998 | Hayden Fry            | 3-8-0         | 2-4-0 | 1-4-0 | 15.6      | 26.1      | 2-6-0         | T7th | 1-3-0 | 1-3-0 |

# YEARLY RECORD

| Year          | Coach        | Overall Games     |                   |                   |           |           | Big Ten Games     |           |                   |                   |
|---------------|--------------|-------------------|-------------------|-------------------|-----------|-----------|-------------------|-----------|-------------------|-------------------|
|               |              | W-L-T             | Home              | Away              | Off. Avg. | Def. Avg. | W-L-T             | Rank      | Home              | Away              |
| 1999          | Kirk Ferentz | 1-10-0            | 1-5-0             | 0-5-0             | 14.7      | 31.5      | 0-8-0             | 11th      | 0-4-0             | 0-4-0             |
| 2000          | Kirk Ferentz | 3-9-0             | 2-4-0             | 1-5-0             | 16.9      | 27.5      | 3-5-0             | 8th       | 2-2-0             | 1-3-0             |
| 2001          | Kirk Ferentz | 7-5-0             | 5-1-0             | 2-4-0             | 32.6      | 21.5      | 4-4-0             | T4th      | 3-1-0             | 1-3-0             |
| 2002          | Kirk Ferentz | 11-2-0            | 6-1-0             | 5-1-0             | 37.2      | 19.7      | 8-0-0             | T1st      | 4-0-0             | 4-0-0             |
| 2003          | Kirk Ferentz | 10-3-0            | 7-0-0             | 3-3-0             | 28.7      | 16.2      | 5-3-0             | T4th      | 4-0-0             | 1-3-0             |
| 2004          | Kirk Ferentz | 10-2-0            | 6-0-0             | 4-2-0             | 24.3      | 17.6      | 7-1-0             | T1st      | 4-0-0             | 3-1-0             |
| 2005          | Kirk Ferentz | 7-5-0             | 5-1-0             | 2-4-0             | 30.0      | 20.0      | 5-3-0             | T3rd      | 3-1-0             | 2-2-0             |
| 2006          | Kirk Ferentz | 6-7-0             | 4-3-0             | 2-4-0             | 23.8      | 20.7      | 2-6-0             | T8th      | 1-3-0             | 1-3-0             |
| 2007          | Kirk Ferentz | 6-6-0             | 4-2-0             | 2-4               | 18.5      | 18.8      | 4-4-0             | T-5th     | 3-1-0             | 1-3-0             |
| 2008          | Kirk Ferentz | 9-4-0             | 6-1-0             | 3-3               | 30.3      | 13.0      | 5-3-0             | T-4th     | 3-1-0             | 2-2-0             |
| 2009          | Kirk Ferentz | 11-2-0            | 6-1-0             | 5-1               | 23.2      | 15.4      | 6-2-0             | T-2nd     | 3-1-0             | 3-1-0             |
| 2010          | Kirk Ferentz | 8-5-0             | 5-2-0             | 3-3               | 30.3      | 15.6      | 4-4-0             | T-4th     | 4-0-0             | 0-4-0             |
| 2011          | Kirk Ferentz | 7-6-0             | 6-1-0             | 1-5               | 27.5      | 23.8      | 4-4-0             | 4th-Div.  | 3-1-0             | 1-3-0             |
| 2012          | Kirk Ferentz | 4-8-0             | 2-5-0             | 2-3-0             | 19.3      | 22.9      | 2-6-0             | 6th-Div.  | 1-3-0             | 1-3-0             |
| 2013          | Kirk Ferentz | 8-5-0             | 4-3-0             | 4-1-0             | 26.3      | 18.9      | 5-3-0             | 2nd-Div.  | 2-2-0             | 3-1-0             |
| 2014          | Kirk Ferentz | 7-6-0             | 4-3-0             | 3-3-0             | 28.2      | 25.6      | 4-4-0             | 4th-Div.  | 2-2-0             | 2-2-0             |
| 2015          | Kirk Ferentz | 12-2-0            | 7-0-0             | 5-2-0             | 30.9      | 20.4      | 8-0-0             | 1st-Div.  | 4-0-0             | 4-0-0             |
| 2016          | Kirk Ferentz | 8-5-0             | 4-3-0             | 4-2-0             | 24.9      | 18.8      | 6-3-0             | 2nd-Div.  | 2-2-0             | 4-1-0             |
| 2017          | Kirk Ferentz | 8-5-0             | 5-2-0             | 3-3-0             | 28.2      | 19.9      | 4-5-0             | T3rd-Div. | 3-2-0             | 1-3-0             |
| 2018          | Kirk Ferentz | 9-4-0             | 5-2-0             | 4-2-0             | 31.2      | 17.8      | 5-4-0             | T2nd-Div. | 2-2-0             | 3-2-0             |
| 2019          | Kirk Ferentz | 10-3-0            | 6-1-0             | 4-2-0             | 25.8      | 14.0      | 6-3               | 3rd-Div.  | 4-1-0             | 2-2-0             |
| <b>Totals</b> |              | <b>660-560-39</b> | <b>411-222-16</b> | <b>249-338-23</b> |           |           | <b>335-381-25</b> |           | <b>184-147-13</b> | <b>151-234-12</b> |

**-A-**

Abraham, Ryan \_\_\_\_\_ 1994  
 Adams, Mark \_\_\_\_\_ 1987,88  
 Aegerter, Greg \_\_\_\_\_ 1988,89,90  
 Aeschliman, Wes \_\_\_\_\_ 2006,07,08  
 Age, Louis \_\_\_\_\_ 1968  
 Ahlgren, Don \_\_\_\_\_ 1956  
 Aiello, Sam \_\_\_\_\_ 2000,01,03  
 Akin, Austin \_\_\_\_\_ 1931  
 Akin, Paul \_\_\_\_\_ 1935  
 Aldrich, Charles \_\_\_\_\_ 1892,93,94  
 Alexander, Archie \_\_\_\_\_ 1909,10,11  
 Alexander, Dave \_\_\_\_\_ 1983,85,86,87  
 Allen, Antwan \_\_\_\_\_ 2002,03,04,05  
 Allen, George \_\_\_\_\_ 1903,05,06  
 Allen, Greg \_\_\_\_\_ 1991,92,94  
 Allen, Jeremy \_\_\_\_\_ 1998,99,2000,01  
 Allen, Joseph \_\_\_\_\_ 1893,94  
 Allen, Robert \_\_\_\_\_ 1937,38  
 Allendorf, Kevin \_\_\_\_\_ 1989  
 Allison, Greg \_\_\_\_\_ 1967,68,69  
 Allison, William \_\_\_\_\_ 1895  
 Alston, Quinton \_\_\_\_\_ 2011,12,13,14  
 Alt, John \_\_\_\_\_ 1980,81,82,83  
 Alvis, Dominic \_\_\_\_\_ 2011,12,13  
 Ambrose, Phil \_\_\_\_\_ 1977  
 Anderson, Bill \_\_\_\_\_ 1986,87,88,89  
 Anderson, Richard \_\_\_\_\_ 1935,36,37  
 Anderson, Robert \_\_\_\_\_ 1965,66,67  
 Anderson, Ross \_\_\_\_\_ 1940,41,47  
 Anderson, Tim \_\_\_\_\_ 1985,86,87,88  
 Andrews, Jeff \_\_\_\_\_ 1993  
 Andruska, Bruno \_\_\_\_\_ 1938,39,40  
 Angel, Kevin \_\_\_\_\_ 1985  
 Angerer, Pat \_\_\_\_\_ 2006,08,09  
 Ankeny, Gerald \_\_\_\_\_ 1939,40,41  
 Annis, Daryl \_\_\_\_\_ 1943  
 Anttila, Jeff \_\_\_\_\_ 1990,91,92,93  
 Arkeilpane, James \_\_\_\_\_ 1976,77,78  
 Armil, Paul \_\_\_\_\_ 1926,27,28  
 Armington, Dennis \_\_\_\_\_ 1974,75  
 Arzberger, Bob \_\_\_\_\_ 1943  
 Ash, William \_\_\_\_\_ 1932,34  
 Asmus, Kody \_\_\_\_\_ 2003,04  
 Atkins, Plez \_\_\_\_\_ 1994,95,96,97  
 Atkinson, William \_\_\_\_\_ 1903,04  
 Audlehelm, Joe \_\_\_\_\_ 2011

**-B-**

Babineaux, Jonathan \_\_\_\_\_  
 \_\_\_\_\_ 2000,02,03,04  
 Bachman, Jay \_\_\_\_\_ 1983  
 Bailey, Bill \_\_\_\_\_ 1981,82,83  
 Bailey, Charles \_\_\_\_\_ 1891  
 Bain, Ryan \_\_\_\_\_ 2005,06  
 Baird, Burton \_\_\_\_\_ 1911  
 Baker, Jason \_\_\_\_\_ 1997,98,99,2000  
 Baker, Mark \_\_\_\_\_ 1898  
 Balazs, Frank \_\_\_\_\_ 1936,37,38  
 Baldwin, Marty \_\_\_\_\_ 1992  
 Ball, Marty \_\_\_\_\_ 1979,80,82  
 Ballard, Christian \_\_\_\_\_ 2007,08,09,10  
 Balliet, Michael \_\_\_\_\_ 1890  
 Barden, Mark \_\_\_\_\_ 1970

Banks, Brad \_\_\_\_\_ 2001,02  
 Banks, Earl \_\_\_\_\_ 1946,47,48,49  
 Banks, Kirk \_\_\_\_\_ 1982,84  
 Banks, Tavian \_\_\_\_\_ 1994,95,96,97  
 Banton, Oscar \_\_\_\_\_ 1910,11  
 Banwart, Cole \_\_\_\_\_ 2017,18,19  
 Barbera, Kevin \_\_\_\_\_ 1961  
 Barbour, William \_\_\_\_\_ 1942,43  
 Barkema, C. J. \_\_\_\_\_ 2002,04,05  
 Barnhart, Rod \_\_\_\_\_ 1967,68,69  
 Barr, Fred \_\_\_\_\_ 1999,2000,01,02  
 Barron, Irving \_\_\_\_\_ 1913,14,15  
 Barton, Gregory \_\_\_\_\_ 1967  
 Barton, Ryan \_\_\_\_\_ 1998,99,2000  
 Bartells, Del \_\_\_\_\_ 1946  
 Bash, Roy \_\_\_\_\_ 1968,69,70  
 Bass, Richard \_\_\_\_\_ 1986,87,88,89  
 Bateman, Howard \_\_\_\_\_ 1906  
 Bates, Jefferson \_\_\_\_\_ 1993,94  
 Bates, Toney \_\_\_\_\_ 1993  
 Batterson, Tim \_\_\_\_\_ 1985,86,87  
 Baughman, Bill \_\_\_\_\_ 1943  
 Baxley, Rob \_\_\_\_\_ 1988,89,90,91  
 Bayless, Rick \_\_\_\_\_ 1984,85,86,87  
 Bazata, Nathan \_\_\_\_\_ 2015,16,17  
 Beard, Jeff \_\_\_\_\_ 1987  
 Beathard, C.J. \_\_\_\_\_ 2013,14,15,16  
 Becker, Andrew \_\_\_\_\_ 2004,05  
 Belleus, Walner \_\_\_\_\_ 2004  
 Becker, Dave \_\_\_\_\_ 1976,77,78  
 Becker, Fred \_\_\_\_\_ 1916  
 Belding, Lester \_\_\_\_\_ 1918,19,20,21  
 Bell, Charles \_\_\_\_\_ 1909  
 Bell, Nick \_\_\_\_\_ 1988,89,90  
 Bell, Wendell \_\_\_\_\_ 1970,71  
 Belton, Dane \_\_\_\_\_ 2019  
 Benda, Russell \_\_\_\_\_ 1946,47  
 Benjamin, Wendell \_\_\_\_\_ 1929,30  
 Bennett, Bernard \_\_\_\_\_ 1950,51,52  
 Bennett, George \_\_\_\_\_ 1993,94,95  
 Bennett, Mike \_\_\_\_\_ 1985  
 Benschoter, Doug \_\_\_\_\_ 1975,76,77,78  
 Benskin, William \_\_\_\_\_ 1944  
 Benson, Seth \_\_\_\_\_ 2019  
 Bergstrom, Wallace \_\_\_\_\_ 1939  
 Bernstine, Jordan \_\_\_\_\_ 2007,08,10,11  
 Berrie, Tyrone \_\_\_\_\_ 1985,86,87,88  
 Berry, John \_\_\_\_\_ 1901,02,04  
 Betts, Ladell \_\_\_\_\_ 1998,99,2000,01  
 Beutjer, Jon \_\_\_\_\_ 2000  
 Bevil, William \_\_\_\_\_ 1967,68,69  
 Beyer, Shaun \_\_\_\_\_ 2017,18,19  
 Bickford, Jay \_\_\_\_\_ 1998,99  
 Bickham, Lloyd \_\_\_\_\_ 1993,94,95  
 Bielema, Bret \_\_\_\_\_ 1989,90,91,92  
 Bigach, Steve \_\_\_\_\_ 2011,12  
 Bilek, Guy \_\_\_\_\_ 1966,67  
 Binns, Broderick \_\_\_\_\_ 2008,09,10,11  
 Bishop, Willie \_\_\_\_\_ 1986  
 Bjork, Donald \_\_\_\_\_ 1950  
 Blackburn, James \_\_\_\_\_ 1915  
 Blackmore, Ausman \_\_\_\_\_ 1898  
 Blackmore, Ralph \_\_\_\_\_ 1896,97  
 Blaha, Bob \_\_\_\_\_ 1974,76

Blair, Fred \_\_\_\_\_ 1892  
 Blatcher, Phil \_\_\_\_\_ 1978,79,80,81  
 Blazek, A. J. \_\_\_\_\_ 1999,2000  
 Bleeker, John \_\_\_\_\_ 1917  
 Block, Lawrence \_\_\_\_\_ 1917,18,19,20  
 Bloomquist, Frank \_\_\_\_\_ 1955,56,57  
 Blue, Larry \_\_\_\_\_ 1989,91,92,93  
 Blum, Tyler \_\_\_\_\_ 2006,07,08  
 Blythe, Austin \_\_\_\_\_ 2012,13,14,15  
 Bobek, Jeff \_\_\_\_\_ 1980  
 Boddicker, Dan \_\_\_\_\_ 1983  
 Boettger, Ike \_\_\_\_\_ 2014,15,16,17  
 Boettner, Scott \_\_\_\_\_ 1975  
 Boffeli, Conor \_\_\_\_\_ 2012,13  
 Bohannon, Gordy \_\_\_\_\_ 1979,81  
 Bolan, Mike \_\_\_\_\_ 1985,86  
 Bolden, Charles \_\_\_\_\_ 1968  
 Boleyn, Scott \_\_\_\_\_ 2001,02  
 Bollers, Trevor \_\_\_\_\_ 1994,96,97,98  
 Bolton, Leonard \_\_\_\_\_ 1974,75  
 Bonior, David \_\_\_\_\_ 1966  
 Boone, Pat \_\_\_\_\_ 1992,93,94  
 Boothe, Charles \_\_\_\_\_ 1952,53  
 Borchers, Kory \_\_\_\_\_ 2001,02,03  
 Bortz, Mark \_\_\_\_\_ 1979,80,81,82  
 Bostwick, Robert \_\_\_\_\_ 1949,50  
 Boudreaux, Tyrone \_\_\_\_\_ 1992  
 Bowen, Carl \_\_\_\_\_ 1945  
 Bowen, Carl T. \_\_\_\_\_ 1913  
 Bowen, Donald \_\_\_\_\_ 1955,56,57  
 Bowen, Matt \_\_\_\_\_ 1997,98,99  
 Bower, Bo \_\_\_\_\_ 2014,15,16,17  
 Bowers, Jacob \_\_\_\_\_ 2004  
 Bowersox, Mike \_\_\_\_\_ 1988  
 Bowlin, Richard \_\_\_\_\_ 1935,36  
 Bowlsby, Clifton \_\_\_\_\_ 1915  
 Bowlsby, John \_\_\_\_\_ 1975  
 Bradley, Bill \_\_\_\_\_ 1979,80,81  
 Bradley, David \_\_\_\_\_ 2001,02,03,04  
 Bradley, Howard \_\_\_\_\_ 1949,50  
 Bradley, Phil \_\_\_\_\_ 1989,90,91  
 Brady, Charles \_\_\_\_\_ 1937,38  
 Brady, Mike \_\_\_\_\_ 1976,77,78,79  
 Brandt, Duane \_\_\_\_\_ 1949,50,51  
 Bream, Allan \_\_\_\_\_ 1966,67,68  
 Breault, Steve \_\_\_\_\_ 1989,90,92  
 Bremner, William \_\_\_\_\_ 1890,94,98  
 Brents, Julius \_\_\_\_\_ 2018  
 Brevi, Chris \_\_\_\_\_ 2004  
 Briggs, Charles \_\_\_\_\_ 1901  
 Briggs, William \_\_\_\_\_ 1963,64,65  
 Brincks, Sam \_\_\_\_\_ 2015,16,17,18  
 Bristol, Joe \_\_\_\_\_ 1949,50,51  
 Britzmann, Burt \_\_\_\_\_ 1950,51,52  
 Brockway, James \_\_\_\_\_ 1898,1900  
 Brodell, Andy \_\_\_\_\_ 2005,06,07,08  
 Broeder, George \_\_\_\_\_ 1951,52,53,54  
 Broghamer, Bill \_\_\_\_\_ 1983  
 Bromert, Zach \_\_\_\_\_ 1995,96,97,98  
 Brooks, Dave \_\_\_\_\_ 1969,70  
 Brooks, Rick \_\_\_\_\_ 1971,73  
 Brown, Corey \_\_\_\_\_ 1996,97,98,99  
 Brown, Greg \_\_\_\_\_ 1987,88,89,90  
 Brown, Jeff \_\_\_\_\_ 1979,80,81

Brown, John \_\_\_\_\_ 1958,59  
 Brown, Maurice \_\_\_\_\_ 2002,03  
 Brown, Mikkell \_\_\_\_\_ 1999,2000  
 Brown, Steve \_\_\_\_\_ 1984  
 Brown, Richard \_\_\_\_\_ 1926,27,28  
 Browne, Dave \_\_\_\_\_ 1981,82  
 Brownlee, Sam \_\_\_\_\_ 2004,05,06  
 Brueckner, Carl \_\_\_\_\_ 1913,14  
 Bruggeman, Rob \_\_\_\_\_ 2007,08  
 Brugman, Francis \_\_\_\_\_ 1907  
 Bryant, Dave \_\_\_\_\_ 1972,73,74,75  
 Buch, Doug \_\_\_\_\_ 1989,90,91,92  
 Buch, Jeff \_\_\_\_\_ 2000  
 Buckley, Roy \_\_\_\_\_ 1903  
 Buckley, Fred \_\_\_\_\_ 1901,02,03  
 Buckley, George \_\_\_\_\_ 1910,11,12  
 Budzik, Bernard \_\_\_\_\_ 1962,63,64  
 Buggs, Glenn \_\_\_\_\_ 1981,82,83  
 Bulaga, Bryan \_\_\_\_\_ 2007,08,09  
 Bullock, Damon \_\_\_\_\_ 2011,12,13,14  
 Buntz, Andrew \_\_\_\_\_ 1949,50,51  
 Burger, Michael \_\_\_\_\_ 1995,96,97,98  
 Burke, Kenny \_\_\_\_\_ 1978  
 Burke, Louis \_\_\_\_\_ 1979,80  
 Burke, Mike \_\_\_\_\_ 1986,87,88  
 Burkett, Charles \_\_\_\_\_ 1943  
 Burkett, Bill \_\_\_\_\_ 1940,41,42  
 Burks, Shanty \_\_\_\_\_ 1973,74,75,77  
 Burmeister, Paul \_\_\_\_\_ 1992,93  
 Burns, ? \_\_\_\_\_ 1895  
 Burrell, Doug \_\_\_\_\_ 1984,85  
 Burrier, Emmett \_\_\_\_\_ 1898,1900  
 Burrier, Tony \_\_\_\_\_ 1999,2000,01,02  
 Burroughs, John \_\_\_\_\_ 1955,56,58  
 Burt, Kerry \_\_\_\_\_ 1984,85,86,87  
 Busch, Tom \_\_\_\_\_ 2004,05,06,07  
 Bush, Fred \_\_\_\_\_ 1982,83,84,85  
 Bush, Larry \_\_\_\_\_ 1973,74  
 Busk, Russell \_\_\_\_\_ 1937,38,39  
 Butler, Dave \_\_\_\_\_ 1974,75  
 Butler, James \_\_\_\_\_ 2017  
 Byard, Rich \_\_\_\_\_ 1971  
 Byers, Clar \_\_\_\_\_ 1926  
 Byers, Herbert \_\_\_\_\_ 1944  
 Byrd, Joseph \_\_\_\_\_ 1947

**-C-**

Cabalka, Tom \_\_\_\_\_ 1970,71,73  
 Caldwell, Butch \_\_\_\_\_ 1972,73,75,76  
 Caldwell, Jim \_\_\_\_\_ 1973,74,75,76  
 Calhoun, John \_\_\_\_\_ 1960,61  
 Callaghan, Mark \_\_\_\_\_ 1976,77  
 Calloway, Kyle \_\_\_\_\_ 2007,08,09  
 Campbell, Jack \_\_\_\_\_ 2019  
 Campbell, Johnny \_\_\_\_\_ 1972,73,74,75  
 Campbell, Vince \_\_\_\_\_ 1981,82  
 Canzeri, Jordan \_\_\_\_\_ 2011,13,14,15  
 Caplan, Arnold \_\_\_\_\_ 1949,50,51  
 Carberry, Joseph \_\_\_\_\_ 1913,14  
 Carberry, William \_\_\_\_\_ 1906,07,08  
 Carlsen, John \_\_\_\_\_ 1930  
 Carlsen, Oakley \_\_\_\_\_ 1927,28  
 Carlson, Raymond \_\_\_\_\_ 1946,47,48  
 Carr, Spencer \_\_\_\_\_ 1893

Carroll, John \_\_\_\_\_ 1983  
 Carter, Ricchard \_\_\_\_\_ 1995,96,97  
 Case, Lyman \_\_\_\_\_ 1930,31  
 Casey, Tyler \_\_\_\_\_ 1993  
 Cassady, Alan \_\_\_\_\_ 1968,69,70  
 Castillo, Greg \_\_\_\_\_ 2009,10,11,12  
 Cato, David \_\_\_\_\_ 2008,09  
 Cavole, Racior \_\_\_\_\_ 1968,69,70  
 Cervanak, William \_\_\_\_\_ 1961  
 Cervantes, Edgar \_\_\_\_\_ 2000,01,02,03  
 Chalmers, Andrew \_\_\_\_\_ 1904,05  
 Chambers, Brett \_\_\_\_\_ 1994,95,96  
 Chambers, Dave \_\_\_\_\_ 1982,83  
 Chandler, Nate \_\_\_\_\_ 2002,03  
 Chandler, Scott \_\_\_\_\_ 2003,04,05,06  
 Chaney, Jr., Paul \_\_\_\_\_ 2007,09,10  
 Chappelle, Keith \_\_\_\_\_ 1979,80  
 Charlton, Clyde \_\_\_\_\_ 1919  
 Chase, William \_\_\_\_\_ 1897  
 Chatterton, Robert \_\_\_\_\_ 1926,27  
 Chelf, Donald \_\_\_\_\_ 1951,52,53  
 Chinander, Bret \_\_\_\_\_ 2005  
 Chinander, Erik \_\_\_\_\_ 2002  
 Christensen, Jake \_\_\_\_\_ 2006,07,08  
 Christian, Kennon \_\_\_\_\_ 2004,05,06  
 Christie, Malcolm \_\_\_\_\_ 1987  
 Churchill, Ray \_\_\_\_\_ 1968  
 Cilek, Mike \_\_\_\_\_ 1967,68,69  
 Clark, Craig \_\_\_\_\_ 1984,85,86,87  
 Clark, Dallas \_\_\_\_\_ 2000,01,02  
 Clark, Gary \_\_\_\_\_ 1988,89,90,91  
 Clark, Jerry \_\_\_\_\_ 1952,53  
 Clark, Raj \_\_\_\_\_ 1997,98  
 Clark, Richard \_\_\_\_\_ 1959  
 Clauson, Richard \_\_\_\_\_ 1959,60  
 Clauss, Jared \_\_\_\_\_ 2000,01,02,03  
 Clayborn, Adrian \_\_\_\_\_ 2007,08,09,10  
 Clayton, Jeff \_\_\_\_\_ 1972  
 Clearman, Eugene \_\_\_\_\_ 1931  
 Clement, Dave \_\_\_\_\_ 1968,69,70  
 Clemons, Craig \_\_\_\_\_ 1969,70,71  
 Clemons, Homer \_\_\_\_\_ 1910,12  
 Cleveland, James \_\_\_\_\_ 2007  
 Cmejrek, James \_\_\_\_\_ 1964,65  
 Coast, Preston \_\_\_\_\_ 1889  
 Coast, William \_\_\_\_\_ 1898  
 Coats, Billy \_\_\_\_\_ 1993,94,95,96  
 Cody, Jim \_\_\_\_\_ 1978  
 Coker, Marcus \_\_\_\_\_ 2010,11  
 Colbert, Djimon \_\_\_\_\_ 2018,19  
 Coldren, Clymer \_\_\_\_\_ 1894  
 Coldren, Paul \_\_\_\_\_ 1895,96  
 Coldren, Stevens \_\_\_\_\_ 1894,95  
 Cole, Colin \_\_\_\_\_ 1999,2000, 01,02  
 Cole, Mel \_\_\_\_\_ 1979,80,81  
 Coleman, Jacody \_\_\_\_\_ 2007,08  
 Collins, Benjamin \_\_\_\_\_ 1908,09  
 Collins, Marcus \_\_\_\_\_ 2011,12  
 Collins, Tony \_\_\_\_\_ 1997  
 Collins, William \_\_\_\_\_ 1893,94  
 Coluzzi, Ron \_\_\_\_\_ 2016  
 Comly, Ross \_\_\_\_\_ 1908  
 Commack, Donald \_\_\_\_\_ 1949,50,51  
 Commings, Bob \_\_\_\_\_ 1953,56,57

Commings, Bobby Jr. \_\_\_\_\_ 1977,78  
 Conatser, Ron \_\_\_\_\_ 1973  
 Conklin, Joe \_\_\_\_\_ 2009  
 Connor, Edward \_\_\_\_\_ 1907  
 Conrad, Carl \_\_\_\_\_ 1938  
 Considine, Sean \_\_\_\_\_ 2001,02,03,04  
 Converse, Willard \_\_\_\_\_ 1894  
 Cook, Drew \_\_\_\_\_ 2018,19  
 Cook, Jesse \_\_\_\_\_ 1976,77  
 Cook, Marv \_\_\_\_\_ 1985,86,87,88  
 Cooks, Kerry \_\_\_\_\_ 1994,95,96,97  
 Cooley, Clark \_\_\_\_\_ 1927  
 Cooper, Darian \_\_\_\_\_ 2012,13,15  
 Cooper, Max \_\_\_\_\_ 2018,19  
 Corbin, Zane \_\_\_\_\_ 1981,82,83,84  
 Cotton, Jordan \_\_\_\_\_ 2012,13  
 Cotton, Marshall \_\_\_\_\_ 1985,86,87  
 Coulthard, George \_\_\_\_\_ 1900,03  
 Couppee, Al \_\_\_\_\_ 1939,40,41  
 Cox, Adam \_\_\_\_\_ 2013,15  
 Cox, Arthur \_\_\_\_\_ 1889,90  
 Cozad, Jim \_\_\_\_\_ 1943,46,47,48  
 Crain, Maurea \_\_\_\_\_ 1990,91,92,93  
 Crank, Ernest \_\_\_\_\_ 1992,93  
 Crayne, Dick \_\_\_\_\_ 1933,34,35  
 Creer, Nate \_\_\_\_\_ 1982,83,84,85  
 Crees, Barry \_\_\_\_\_ 1966,67,68  
 Crocker, Tracy \_\_\_\_\_ 1978,79,80,81  
 Crockett, Robbie \_\_\_\_\_ 1999,2000,01  
 Cronin, Ben \_\_\_\_\_ 2003,04,05  
 Cross, Alan \_\_\_\_\_ 1989,90,91,92  
 Cross, Charles \_\_\_\_\_ 1970,71,72  
 Cross, Clarence \_\_\_\_\_ 1944  
 Crossley, James \_\_\_\_\_ 1890  
 Croston, Cole \_\_\_\_\_ 2014,15,16  
 Croston, Dave \_\_\_\_\_ 1984,85,86  
 Croston, Jeff \_\_\_\_\_ 1987,88  
 Crouse, Jim \_\_\_\_\_ 1969  
 Crowe, Kyle \_\_\_\_\_ 1986  
 Crull, Gary \_\_\_\_\_ 1976,77  
 Cuhel, Frank \_\_\_\_\_ 1926,27  
 Cummins, Cameron \_\_\_\_\_ 1952,53,54  
 Cunningham, Alonzo \_\_\_\_\_  
 \_\_\_\_\_ 1998,99,2000,01  
 Cunningham, Rich \_\_\_\_\_ 1976,77  
 Curran, Francis \_\_\_\_\_ 1940,41,42  
 Curran, Ted \_\_\_\_\_ 1942,46,47  
 Curry, Paul \_\_\_\_\_ 1910,11,12  
 Cutler, F. H. \_\_\_\_\_ 1890  
 Cutting, Elmer \_\_\_\_\_ 1895

**-D-**

Dafney, Dominique \_\_\_\_\_ 2017,18  
 Dailey, Mike \_\_\_\_\_ 1990,92,93  
 Dallas, William \_\_\_\_\_ 1944  
 Daniel, LeBron \_\_\_\_\_ 2008,09,10,11  
 Daniels, Charles \_\_\_\_\_ 1952  
 Daniels, James \_\_\_\_\_ 2015,16,17  
 Daniels Jr., LeShun \_\_\_\_\_ 2015,16  
 Daniels, Mike \_\_\_\_\_ 2009,10,11  
 Dalton, Harold \_\_\_\_\_ 2007,08  
 Danner, David \_\_\_\_\_ 1943  
 Danzy, Charles \_\_\_\_\_ 1975,76,77,78  
 Darling, Craig \_\_\_\_\_ 1970,71,72

Dauber, Raymond \_\_\_\_\_ 1923,24,25  
 Davis, Bruce \_\_\_\_\_ 1974,75,76  
 Davis, Bruce \_\_\_\_\_ 2008,09  
 Davis, Calvin \_\_\_\_\_ 2003,04,05,06  
 Davis, Carl \_\_\_\_\_ 2012,13,14  
 Davis, Champ \_\_\_\_\_ 2003,04,05,06  
 Davis, Chet \_\_\_\_\_ 1987,88  
 Davis, George \_\_\_\_\_ 1983,84,85,86  
 Davis, Ian \_\_\_\_\_ 1995  
 Davis, Jeff \_\_\_\_\_ 1979  
 Davis, John \_\_\_\_\_ 1915,16,17  
 Davis, Keenan \_\_\_\_\_ 2009,10,11,12  
 Davis, Rod \_\_\_\_\_ 1988,89,90,91  
 Davis, Scott \_\_\_\_\_ 1989,90, 91, 92  
 Davis, Victor \_\_\_\_\_ 1962  
 Davison, Derrick \_\_\_\_\_ 1999,2000  
 Dawkins, Ma'Quan \_\_\_\_\_ 2003,04,05,06  
 Dawson, Carl \_\_\_\_\_ 1892  
 Day, David \_\_\_\_\_ 1946  
 Day, Shane \_\_\_\_\_ 1993,94  
 Deal, Chad \_\_\_\_\_ 1997,98,99  
 Dean, Anthony \_\_\_\_\_ 1991,92,93,94  
 Dean, Floyd \_\_\_\_\_ 1937,38,39  
 Dean, Pat \_\_\_\_\_ 1978,79,80,81  
 DeAntona, Joseph \_\_\_\_\_ 1963,64  
 Deasy, Richard \_\_\_\_\_ 1954,55,56  
 Dee, Clarence \_\_\_\_\_ 1934  
 Dee, James \_\_\_\_\_ 1930  
 Deems, Oren \_\_\_\_\_ 1898  
 DeHeer, Floyd \_\_\_\_\_ 1935,36,37  
 DellaVedova, Tullio \_\_\_\_\_ 1931  
 DeNio, Earl \_\_\_\_\_ 1914  
 Denning, Charles \_\_\_\_\_ 1949,50,51  
 Densmore, Adam \_\_\_\_\_ 2002  
 Derby, A. J. \_\_\_\_\_ 2011  
 Derby, John \_\_\_\_\_ 1988,89,90,91  
 Derby, Zach \_\_\_\_\_ 2010,11,12  
 DeProspero, David \_\_\_\_\_ 1949,50,51  
 Deutsch, Phillip \_\_\_\_\_ 1962,63,64  
 DeVilder, Jeff \_\_\_\_\_ 1977,78  
 Devine, Aubrey \_\_\_\_\_ 1919,20,21  
 Devine, Glenn \_\_\_\_\_ 1919,20,21  
 Devlin, Joe \_\_\_\_\_ 1973,74,75  
 Devlin, Mike \_\_\_\_\_ 1989,90,91,92  
 DeVries, Jared \_\_\_\_\_ 1995,96,97,98  
 Diaco, Bobby \_\_\_\_\_ 1992,93,94,95  
 DiBona, Shane \_\_\_\_\_ 2010  
 DiCindio, William \_\_\_\_\_ 1960,61  
 Dick, Leo \_\_\_\_\_ 1912,13  
 Dickel, Dan \_\_\_\_\_ 1971,72,73  
 Dickerhoff, Del \_\_\_\_\_ 1941,42  
 Dickerson, Voris \_\_\_\_\_ 1932  
 Diehl, John \_\_\_\_\_ 1965,67  
 Diehl, Bill \_\_\_\_\_ 1939,40,41  
 Dillner, Mike \_\_\_\_\_ 1970,71,72  
 DiMarco, Al \_\_\_\_\_ 1947,48  
 Disser, Kelly \_\_\_\_\_ 1969,70,71  
 Dittmer, Jack \_\_\_\_\_ 1946,47,48,49  
 Divis, Greg \_\_\_\_\_ 1987,88  
 Dobrino, Don \_\_\_\_\_ 1954,55,56  
 Dodge, Tim \_\_\_\_\_ 1999,2000,01  
 Doering, Dan \_\_\_\_\_ 2007,08,09  
 Dolan, Bill \_\_\_\_\_ 1977,78  
 Dolezal, Mike \_\_\_\_\_ 1998,99,2000,01

Dolly, Edward \_\_\_\_\_ 1930,31,32  
 Donnal, Andrew \_\_\_\_\_ 2012,13,14  
 Donnelly, William \_\_\_\_\_ 1914,15,18  
 Donahue, Ryan \_\_\_\_\_ 2007,08,09,10  
 Donatell, Tom \_\_\_\_\_ 2010,11,12  
 Donovan, Ed \_\_\_\_\_ 1973,74,75  
 Donovan, Louis \_\_\_\_\_ 1902,03  
 Doran, Ralph \_\_\_\_\_ 1948  
 Dorsey, Don \_\_\_\_\_ 1932  
 Dougherty, Richard \_\_\_\_\_ 1962,63  
 Douglas, Dominique \_\_\_\_\_ 2006  
 Douglas, Jim \_\_\_\_\_ 1970  
 Douglas, Tim \_\_\_\_\_ 1998,99  
 Douthitt, Earl \_\_\_\_\_ 1972,73,74  
 Doyle, Dillon \_\_\_\_\_ 2019  
 Drahn, Glenn \_\_\_\_\_ 1948,49,50  
 Drake, Hugh \_\_\_\_\_ 1956,57,58  
 Draper, Sean \_\_\_\_\_ 2012,13,14,15  
 Driscoll, Ryan \_\_\_\_\_ 1994,95,96  
 Drost, Jeff \_\_\_\_\_ 1983,84,85,86  
 Dull, Jed \_\_\_\_\_ 1996,97,98,99  
 Dumont, Jason \_\_\_\_\_ 1989,90,91,92  
 Duncan, Floyd \_\_\_\_\_ 1915,16  
 Duncan, Keith \_\_\_\_\_ 2016,19  
 Duncan, Randy \_\_\_\_\_ 1956,57,58  
 Dunham, Doug \_\_\_\_\_ 1977,78,79,80  
 Dunnigan, Pat \_\_\_\_\_ 1967,68,69  
 Duprey, Mike \_\_\_\_\_ 1994  
 Dutcher, Charles \_\_\_\_\_ 1891  
 Duzey, Jake \_\_\_\_\_ 2012,13,14,15  
 Dvorak, Wes \_\_\_\_\_ 2017,19  
 Dwight, Tim \_\_\_\_\_ 1994,95,96,97  
 Dye, Charles \_\_\_\_\_ 1900  
 Dye, Tyrone \_\_\_\_\_ 1972,73,74,75  
 Dyer, Walter \_\_\_\_\_ 1909

**-E-**

Early, Quinn \_\_\_\_\_ 1984,85,86,87  
 Easley, Nick \_\_\_\_\_ 2017,18  
 Eby, Moray \_\_\_\_\_ 1897,98,99,00  
 Edds, A. J. \_\_\_\_\_ 2006,07,08,09  
 Ede, Mark \_\_\_\_\_ 1995  
 Edmonds, Charles \_\_\_\_\_ 1895,96  
 Edson, Willis \_\_\_\_\_ 1899,1900  
 Edwards, Justin \_\_\_\_\_ 2006  
 Edwards, Michael \_\_\_\_\_ 1967,68,69  
 Egan, George \_\_\_\_\_ 1898  
 Ehret, James \_\_\_\_\_ 1909  
 Eicherly, Jack \_\_\_\_\_ 1936,37,38  
 Ejiasi, Chigozie \_\_\_\_\_ 2001,02,03,04  
 Ekakitie, Faith \_\_\_\_\_ 2015,16  
 Elbert, Donald \_\_\_\_\_ 1964  
 Elgin, Jeff \_\_\_\_\_ 1970  
 Elgin, Mike \_\_\_\_\_ 2004,05,06  
 Elliott, Bob \_\_\_\_\_ 1972,74,75  
 Elliott, Edward \_\_\_\_\_ 1906,07  
 Elliott, Lloyd \_\_\_\_\_ 1889,90,92,93  
 Ellis, Kent \_\_\_\_\_ 1977,78,79,80  
 Ellis, Kevin \_\_\_\_\_ 1977,78,79,80  
 Ellis, Thomas \_\_\_\_\_ 1952  
 Ely, Asher \_\_\_\_\_ 1900  
 Ely, Harold \_\_\_\_\_ 1928,29,30  
 Ely, Larry \_\_\_\_\_ 1967,68,69  
 Engeldiner, Karl \_\_\_\_\_ 1922



English, Steve \_\_\_\_\_ 1997,98  
 Enich, Mike \_\_\_\_\_ 1938,39,40  
 Ennis-Inge, Bill \_\_\_\_\_ 1993,94,95,96  
 Epenesa, A.J. \_\_\_\_\_ 2017,18,19  
 Epenesa, Epenesa \_\_\_\_\_ 1997  
 Epps, Herschel \_\_\_\_\_ 1970  
 Erb, James \_\_\_\_\_ 1981  
 Ertz, Mike \_\_\_\_\_ 1988,89  
 Eshareturi, George \_\_\_\_\_ 2004  
 Essy, Mark \_\_\_\_\_ 1973,74  
 Estes, John \_\_\_\_\_ 1947  
 Eubanks, Rafael \_\_\_\_\_ 2006,07,08,09  
 Evans, Ben \_\_\_\_\_ 2010  
 Evans, Joe \_\_\_\_\_ 2019  
 Evans, Gary \_\_\_\_\_ 1976  
 Evans, Richard \_\_\_\_\_ 1937,38,39  
 Evenden, John \_\_\_\_\_ 1966  
 Ewen, Ettore \_\_\_\_\_ 2006  
 Ewen, Roger \_\_\_\_\_ 1959  
 Eyde, Matt \_\_\_\_\_ 1992,93

**-F-**

Fagerlind, Paul \_\_\_\_\_ 1944,45  
 Faind, Rod \_\_\_\_\_ 1967  
 Fairchild, Ron \_\_\_\_\_ 1949,50,51  
 Falconer, Adrian \_\_\_\_\_ 2015,16  
 Faley, Teddy Jo \_\_\_\_\_ 1990,91,92  
 Fant, Noah \_\_\_\_\_ 2016,17,18  
 Farmer, Thomas \_\_\_\_\_ 1940,41,42  
 Farrell, John \_\_\_\_\_ 1970,71,72  
 Farroh, Mike \_\_\_\_\_ 1928,29  
 Farroh, Shipley \_\_\_\_\_ 1936,37  
 Faske, Jerold \_\_\_\_\_ 1948,49,50  
 Favrow, Jim \_\_\_\_\_ 1980  
 Fechter, Russell \_\_\_\_\_ 1946  
 Fedders, Greg \_\_\_\_\_ 1987,88,89  
 Fee, Joseph \_\_\_\_\_ 1908,09  
 Fenstermaker, Andy \_\_\_\_\_ 2005,06  
 Fenton, Bill \_\_\_\_\_ 1951,52,53  
 Fequiere, Fritz \_\_\_\_\_ 1992,93,94  
 Ferentz, Brian \_\_\_\_\_ 2003,04,05  
 Ferentz, James \_\_\_\_\_ 2010,11,12  
 Ferentz, Steve \_\_\_\_\_ 2015,16  
 Ferguson, Dalton \_\_\_\_\_ 2015,16,17,18  
 Ferguson, James \_\_\_\_\_ 1942  
 Ferguson, Larry \_\_\_\_\_ 1959,60,62  
 Ferren, William \_\_\_\_\_ 1891  
 Ferroni, Mike \_\_\_\_\_ 1989,90,91,92  
 Ferry, Terry \_\_\_\_\_ 1964,65  
 Fetter, Mark \_\_\_\_\_ 1972,73,74,75  
 Feuerbach, Kerry \_\_\_\_\_ 1975,76  
 Fiedorowicz, C. J. \_\_\_\_\_ 2010,11,12,13  
 Ficeli, John \_\_\_\_\_ 1965,66  
 Fick, Rob \_\_\_\_\_ 1971,74  
 Filer, Rodney \_\_\_\_\_ 1993,94,95,96  
 Filloon, Jon \_\_\_\_\_ 1988,90,91  
 Fischer, Alan \_\_\_\_\_ 1962  
 Fischer, Darrell \_\_\_\_\_ 1923,24  
 Fisher, Cole \_\_\_\_\_ 2013,14,15  
 Fisher, Hugh \_\_\_\_\_ 1962  
 Fisher, Raymond \_\_\_\_\_ 1931,32,33  
 Fisher, Russell \_\_\_\_\_ 1933,34  
 Fisher, Scott \_\_\_\_\_ 1992  
 Fitzgerald, Greg \_\_\_\_\_ 1984

Flagg, Mike \_\_\_\_\_ 1984,85,86,87  
 Fleckenstein, Bill \_\_\_\_\_ 1923,24  
 Fleming, Maurice \_\_\_\_\_ 2013,14,15  
 Fleming, Willie \_\_\_\_\_ 1958  
 Flemister, Zeron \_\_\_\_\_ 1996,98,99  
 Fletcher, Bradley \_\_\_\_\_ 2005,06,07,08  
 Fletcher, Gary \_\_\_\_\_ 1962,63  
 Flood, Bud \_\_\_\_\_ 1944  
 Folland, Brian \_\_\_\_\_ 1984  
 Follett, Mike \_\_\_\_\_ 2002,03,04,05  
 Fontes, John \_\_\_\_\_ 1971  
 Ford, John \_\_\_\_\_ 1943  
 Forgy, Joe \_\_\_\_\_ 2011  
 Forte, Jeff \_\_\_\_\_ 1981  
 Fosdick, Robert \_\_\_\_\_ 1915,16  
 Foster, Gerald \_\_\_\_\_ 1931,33,34  
 Foster, Melvin \_\_\_\_\_ 1987,88,89,90  
 Foster, Palmer \_\_\_\_\_ 2013  
 Frantz, Tom \_\_\_\_\_ 1979,80  
 Frantz, Mike \_\_\_\_\_ 1974  
 Frazier, Chris \_\_\_\_\_ 1992  
 Frazier, Jim \_\_\_\_\_ 1977,78,80,81  
 Freeman, James \_\_\_\_\_ 1953,54,55  
 Freeman, Marshall \_\_\_\_\_ 2003  
 Frey, Harry \_\_\_\_\_ 1943  
 Fritzel, Carl \_\_\_\_\_ 1906,07  
 Fry, Westley \_\_\_\_\_ 1923,24,25  
 Fryauf, Donald \_\_\_\_\_ 1948  
 Frye, George \_\_\_\_\_ 1939,40,41  
 Frymire, Richard \_\_\_\_\_ 1951,52  
 Fuahala, Hausia \_\_\_\_\_ 1993,94  
 Fuhrman, John \_\_\_\_\_ 1927,28,29  
 Furlong, Kevin \_\_\_\_\_ 1957,58

**-G-**

Gabelmann, Zach \_\_\_\_\_ 2003,04,05,06  
 Gaffey, Daniel \_\_\_\_\_ 2017  
 Gaglione, Joe \_\_\_\_\_ 2012  
 Gaines, Richard \_\_\_\_\_ 1895,96  
 Gair, Anthony \_\_\_\_\_ 2013,14,15,16  
 Gales, Pete \_\_\_\_\_ 1978,79,80,81  
 Gallagher, Frank \_\_\_\_\_ 1936,37  
 Gallagher, Jack \_\_\_\_\_ 1933,34,35  
 Gallagher, James \_\_\_\_\_ 1917  
 Gallagher, William B. \_\_\_\_\_ 1937,39,40  
 Gallagher, William F. \_\_\_\_\_ 1943  
 Gallery, John \_\_\_\_\_ 2005  
 Gallery, Nick \_\_\_\_\_ 1993,94,95,96  
 Gallery, Robert \_\_\_\_\_ 2000,01,02,03  
 Galloway, Ledrue \_\_\_\_\_ 1924  
 Gambol, Chris \_\_\_\_\_ 1985,86  
 Gancarczyk, Jacob \_\_\_\_\_ 2003  
 Gardner, Drew \_\_\_\_\_ 2006,07,08  
 Gardner, John \_\_\_\_\_ 1895,96,97  
 Garmon, Greg \_\_\_\_\_ 2012  
 Garretson, Herman \_\_\_\_\_ 1914,15  
 Gates, Ben \_\_\_\_\_ 2004,05  
 Gattas, Bryon \_\_\_\_\_ 2006,07  
 Gaul, Tommy \_\_\_\_\_ 2013,14  
 Gear, Bruce \_\_\_\_\_ 1983,84,85,86  
 Geary, Chad \_\_\_\_\_ 2006,07,08,09  
 Geater, Ron \_\_\_\_\_ 1988,90,91  
 Gehrke, Del \_\_\_\_\_ 1964  
 Geigel, Robert \_\_\_\_\_ 1946,47,48,49

George, Leon \_\_\_\_\_ 1945  
 Gerleman, Loren \_\_\_\_\_ 1981,82  
 German, Burt \_\_\_\_\_ 1891  
 Gervase, Jake \_\_\_\_\_ 2016,17,18  
 Gettis, Adam \_\_\_\_\_ 2010,11  
 Ghere, Jesse \_\_\_\_\_ 1999  
 Giacobazzi, Tony \_\_\_\_\_ 1962,63,64  
 Gibbons, James \_\_\_\_\_ 1955,56,57  
 Gibbs, Frank \_\_\_\_\_ 1903  
 Gibbs, Richard \_\_\_\_\_ 1965,66  
 Gibbs, Robert \_\_\_\_\_ 1966,67,68  
 Gibson, Damon \_\_\_\_\_ 1995,96,97  
 Gibson, Ed \_\_\_\_\_ 1995,96,97  
 Giesen, Glen \_\_\_\_\_ 1999  
 Gilbaugh, Greg \_\_\_\_\_ 1977,78,79,80  
 Gilleard, Burdell \_\_\_\_\_ 1940  
 Gill, Owen \_\_\_\_\_ 1981,82,83,84  
 Gillette, Charles \_\_\_\_\_ 1892  
 Gilliam, Frank \_\_\_\_\_ 1953,54,56  
 Gilson, Chad \_\_\_\_\_ 2014  
 Gimm, Jonathan \_\_\_\_\_ 2009,11,12  
 Ginsberg, Louis \_\_\_\_\_ 1945,48,49,50  
 Glasener, Paul \_\_\_\_\_ 1943  
 Glass, Bill \_\_\_\_\_ 1983,84  
 Glasgow, Willis \_\_\_\_\_ 1927,28,29  
 Glonek, Paul \_\_\_\_\_ 1987  
 Gochenour, Ed \_\_\_\_\_ 1988,89  
 Godfrey, Charles \_\_\_\_\_ 2004,05,06,07  
 Goff, Mike \_\_\_\_\_ 1994,95,96,97  
 Golden, Paul \_\_\_\_\_ 1945  
 Golston, Chauncey \_\_\_\_\_ 2018,19  
 Goldman, Grant \_\_\_\_\_ 1985,86,87,88  
 Goodson, Tyler \_\_\_\_\_ 2019  
 Gordenier, Sheldon \_\_\_\_\_ 1934,35  
 Gorrell, Andrew \_\_\_\_\_ 1889  
 Graham, Donald \_\_\_\_\_ 1923,24,25  
 Granger, Norm \_\_\_\_\_ 1980,81,82,83  
 Granquist, Aaron \_\_\_\_\_ 1995,96  
 Grant, Duane \_\_\_\_\_ 1966,67,68  
 Grant, Marcus \_\_\_\_\_ 2011  
 Gray, Lee \_\_\_\_\_ 2004  
 Grayson, Lemuel \_\_\_\_\_ 1977,78,79,80  
 Gravel, William \_\_\_\_\_ 1956,57,58  
 Green, Dennis \_\_\_\_\_ 1968,69,70  
 Green, Jeff \_\_\_\_\_ 1978  
 Green, Lester \_\_\_\_\_ 1954  
 Green, Steve \_\_\_\_\_ 1988  
 Green, Thomas \_\_\_\_\_ 1905  
 Green, William C. \_\_\_\_\_ 1939,40,41  
 Green, William F. \_\_\_\_\_ 1948,49,50  
 Greene, Chris \_\_\_\_\_ 1992  
 Greene, Shonn \_\_\_\_\_ 2005,06,08  
 Greenway, Chad \_\_\_\_\_ 2002,03,04,05  
 Greenwood, Brett \_\_\_\_\_ 2007,08,09,10  
 Greenwood, Glen \_\_\_\_\_ 1917,18  
 Greiner, Justin \_\_\_\_\_ 2010  
 Greving, Aaron \_\_\_\_\_ 2000,01  
 Grier, Robert \_\_\_\_\_ 1962,63  
 Griffen, Harold \_\_\_\_\_ 1923,24,25  
 Griffin, Festus \_\_\_\_\_ 1896  
 Griffith, Dwight \_\_\_\_\_ 1901,03,04  
 Griffith, John \_\_\_\_\_ 1897,98,99,00  
 Grigsby, Herb \_\_\_\_\_ 2005,06  
 Grimm, Lloyd \_\_\_\_\_ 1926,27,28

Grine, Tom \_\_\_\_\_ 1974,75,76  
 Griswold, Bryce \_\_\_\_\_ 2009  
 Groeneweg, Kyle \_\_\_\_\_ 2018  
 Grogan, Tom \_\_\_\_\_ 1981,82,83  
 Gross, Raymond \_\_\_\_\_ 1907,08,09  
 Gross, Samuel \_\_\_\_\_ 1913,14,15  
 Grothus, Joseph \_\_\_\_\_ 1943,46,47,48  
 Grouwinkel, Gary \_\_\_\_\_ 1956,57,58  
 Grubb, Frank \_\_\_\_\_ 1915,16  
 Gruver, Bob \_\_\_\_\_ 1967,69  
 Gunderson, Arthur \_\_\_\_\_ 1912,13,14  
 Guthrie, Eric \_\_\_\_\_ 2011  
 Gusolis, Frank \_\_\_\_\_ 1894  
 Gustafson, Robert \_\_\_\_\_ 1945  
 Gutshall, Tim \_\_\_\_\_ 1976,77,78  
 Guy, Willie \_\_\_\_\_ 1993,94,95  
 Guzowski, Anthony \_\_\_\_\_ 1946,47,48

**-H-**

Haganman, Kyle \_\_\_\_\_ 2010  
 Hager, John \_\_\_\_\_ 1979  
 Hagerty, Lorin \_\_\_\_\_ 1927,29  
 Hagler, Collins \_\_\_\_\_ 1955,56,57  
 Haight, Dave \_\_\_\_\_ 1985,86,87,88  
 Haight, Mike \_\_\_\_\_ 1983,84,85  
 Hain, Robert \_\_\_\_\_ 1958,59  
 Hall, John \_\_\_\_\_ 1952,53,54  
 Hall, Shane \_\_\_\_\_ 1998,99,2000,01  
 Hall, Shelley \_\_\_\_\_ 1891  
 Hallstrom, Ron \_\_\_\_\_ 1981  
 Halliburton, James \_\_\_\_\_ 1948  
 Haltom, Warren \_\_\_\_\_ 1934  
 Haluska, Blake \_\_\_\_\_ 2013  
 Hamilton, Chris \_\_\_\_\_ 1969  
 Hamilton, Ray \_\_\_\_\_ 2011,12,13,14  
 Hammann, Gregg \_\_\_\_\_ 1984  
 Hammond, Jack \_\_\_\_\_ 1945  
 Hampton, Jewel \_\_\_\_\_ 2008  
 Hancock, John \_\_\_\_\_ 1922,23,24  
 Hand, Tom \_\_\_\_\_ 1942,45  
 Hankins, Matt \_\_\_\_\_ 2017,18,19  
 Hanks, Merton \_\_\_\_\_ 1987,88,89,90  
 Hanlon, Thomas \_\_\_\_\_ 1909  
 Hanna, Tim \_\_\_\_\_ 1982,83  
 Hansen, James \_\_\_\_\_ 1944  
 Hansen, Ryan \_\_\_\_\_ 1998,99,2000  
 Hanson, Henry \_\_\_\_\_ 1909,11,12  
 Hantelmann, Harold \_\_\_\_\_ 1930,31  
 Happel, Bill \_\_\_\_\_ 1983,84,85  
 Happel, William \_\_\_\_\_ 1955,56,57  
 Haralson, Aramis \_\_\_\_\_ 2001  
 Harberts, Deven \_\_\_\_\_ 1987,88  
 Hardt, Kim \_\_\_\_\_ 1971  
 Hardy, Mike \_\_\_\_\_ 2012,13,14  
 Harmon, Kevin \_\_\_\_\_ 1985,86,87  
 Harmon, Ronnie \_\_\_\_\_ 1982,83,84,85  
 Harrell, George \_\_\_\_\_ 1959  
 Harrington, Herlyn \_\_\_\_\_ 1979,80  
 Harris, Carl \_\_\_\_\_ 1965  
 Harris, Dave \_\_\_\_\_ 1970,71,72  
 Harris, Fred \_\_\_\_\_ 1955,56,57  
 Harris, Homer \_\_\_\_\_ 1935,36,37  
 Harris, Sammie \_\_\_\_\_ 1960,61,62  
 Harthorne, Romero \_\_\_\_\_ 1972

Hartlieb, Chuck \_\_\_\_\_ 1986,87,88  
 Hartlieb, Jim \_\_\_\_\_ 1989,90,91,92  
 Hartlieb, John \_\_\_\_\_ 1991,92,93,94  
 Hartman, Craig \_\_\_\_\_ 1983,84  
 Harty, Frank \_\_\_\_\_ 1980  
 Harty, John \_\_\_\_\_ 1977,78,79,80  
 Hass, Wilmon \_\_\_\_\_ 1932  
 Hastings, Irving \_\_\_\_\_ 1906,07,08  
 Hatch, James \_\_\_\_\_ 1952,54  
 Hatch, Toni \_\_\_\_\_ 1955,56  
 Hauge, Gerhard \_\_\_\_\_ 1930  
 Haugo, Tom \_\_\_\_\_ 1967,68  
 Haussman, Robert \_\_\_\_\_ 1956  
 Hawley, Ron \_\_\_\_\_ 1982,83  
 Hawkins, Max \_\_\_\_\_ 1939,40  
 Hawthorne, George \_\_\_\_\_ 1988,89  
 Hay, Jim \_\_\_\_\_ 1930  
 Hayes, Jonathan \_\_\_\_\_ 1982,83,84  
 Hayes, John \_\_\_\_\_ 1966,67  
 Hayes, Robert \_\_\_\_\_ 1894  
 Hayes, Tom \_\_\_\_\_ 1968,69,70  
 Hayman, Phillip \_\_\_\_\_ 1952  
 Haymen, Phil \_\_\_\_\_ 1973  
 Hazard, Charles \_\_\_\_\_ 1907,08,09  
 Head, James \_\_\_\_\_ 1954  
 Headington, Ronald \_\_\_\_\_ 1946,47,48  
 Heald, Albert \_\_\_\_\_ 1890  
 Hearn, Greg \_\_\_\_\_ 1973  
 Hedgeman, Erric \_\_\_\_\_ 1982,83  
 Hegg, Phil \_\_\_\_\_ 1976  
 Heil, Lynn \_\_\_\_\_ 1972,73,74  
 Heldt, John \_\_\_\_\_ 1918,19,20,21  
 Helgens, James \_\_\_\_\_ 1961  
 Helms, Jory \_\_\_\_\_ 2003  
 Helverson, Scott \_\_\_\_\_ 1984,85  
 Hendricks, John \_\_\_\_\_ 1965,66,67  
 Hendryx, Richard \_\_\_\_\_ 1964,65  
 Henlon, Jason \_\_\_\_\_ 1993,94  
 Heppner, Joe \_\_\_\_\_ 1973,74  
 Herbert, Vane \_\_\_\_\_ 1901  
 Herbst, Taylor \_\_\_\_\_ 2009  
 Herington, Ken \_\_\_\_\_ 1970  
 Herman, Brad \_\_\_\_\_ 2008,09,10,11  
 Herman, Robert \_\_\_\_\_ 1937  
 Herrera, Hugo \_\_\_\_\_ 2000  
 Herrig, Carl \_\_\_\_\_ 1894  
 Herron, Anthony \_\_\_\_\_  
 1997,98,99,2000  
 Hess, Jack \_\_\_\_\_ 1951,52  
 Hess, Jay \_\_\_\_\_ 1987  
 Hess, John \_\_\_\_\_ 1894  
 Hesse, Parker \_\_\_\_\_ 2015,16,17,18  
 Hickman, Randall \_\_\_\_\_ 1930,31  
 Higdon, Grover \_\_\_\_\_ 1929,30  
 Hild, John \_\_\_\_\_ 1934,35,36  
 Hilgenberg, Eric \_\_\_\_\_ 1994,95  
 Hilgenberg, Jay \_\_\_\_\_ 1977,78,79,80  
 Hilgenberg, Jerry \_\_\_\_\_ 1951,52,53  
 Hilgenberg, Jim \_\_\_\_\_ 1974,75,77  
 Hilgenberg, Joel \_\_\_\_\_ 1980,81,82,83  
 Hilgenberg, Wally \_\_\_\_\_ 1961,62,63  
 Hill, Bobby \_\_\_\_\_ 1975,78,79  
 Hill, Kahlil \_\_\_\_\_ 1998,2000,01  
 Hilliard, Loren \_\_\_\_\_ 1962

Hilliard, Matt \_\_\_\_\_ 1990,91,92,93  
 Hillyer, Jacob \_\_\_\_\_ 2012,13,14,15  
 Hilsabaeck, Daniel \_\_\_\_\_ 1964,65,66  
 Hines, Don \_\_\_\_\_ 1925,26  
 Hinkel, Ed \_\_\_\_\_ 2002,03,04,05  
 Hinton, Alfred \_\_\_\_\_ 1959,60,61  
 Hitchens, Anthony \_\_\_\_\_ 2010,11,12,13  
 Hobbs, Darrell \_\_\_\_\_ 1977,78  
 Hobbs, Samuel \_\_\_\_\_ 1895,96,97,98  
 Hockaday, Jack \_\_\_\_\_ 2016,17,18  
 Hockenson, T.J. \_\_\_\_\_ 2017,18  
 Hodge, Abdul \_\_\_\_\_ 2002,03,04,05  
 Hodges, Howard \_\_\_\_\_ 2000,01,02,03  
 Hodoway, Stephen \_\_\_\_\_ 1964,66  
 Hoerlein, Hans \_\_\_\_\_ 1910  
 Hoerner, Dick \_\_\_\_\_ 1942,46  
 Hoff, Robert \_\_\_\_\_ 1948,49,50  
 Hoffman, Lloyd \_\_\_\_\_ 1933  
 Hoinkes, Karl \_\_\_\_\_ 1970  
 Hogarty, John \_\_\_\_\_ 1979  
 Holbrook, Frank \_\_\_\_\_ 1895,96  
 Hollenbeck, Henry \_\_\_\_\_ 1901,02  
 Hollis, Wilburn \_\_\_\_\_ 1959,60,61  
 Holloway, Warren \_\_\_\_\_ 2002,03,04  
 Holman, Tarig \_\_\_\_\_ 1997,98,99  
 Holmes, Bob \_\_\_\_\_ 1974,75  
 Holmes, Frank \_\_\_\_\_ 1970,71,72  
 Holmes, George \_\_\_\_\_ 1915  
 Holmstrom, Tim \_\_\_\_\_ 1977,78  
 Holsclaw, Dave \_\_\_\_\_ 1977,78,79  
 Holtorf, Gene \_\_\_\_\_ 1976,79  
 Honnold, Brian \_\_\_\_\_ 1991  
 Hook, Tork \_\_\_\_\_ 1987,88,89  
 Hooker, Amani \_\_\_\_\_ 2016,17,18  
 Hooks, Mike \_\_\_\_\_ 1980,82,83,84  
 Hoover, Dwight \_\_\_\_\_ 1933,34,35  
 Horn, Donald \_\_\_\_\_ 1957,58,59  
 Hornaday, Mike \_\_\_\_\_ 1993  
 Hornok, Mark \_\_\_\_\_ 1994  
 Horton, Larry \_\_\_\_\_ 1970,71  
 Hosier, Scott \_\_\_\_\_ 1993,94  
 Houg, Andrew \_\_\_\_\_ 1951,52,53  
 Houghtlin, Rob \_\_\_\_\_ 1985,86,87  
 Houghton, Max \_\_\_\_\_ 1912,13,14  
 House, Jason \_\_\_\_\_ 1994,95,96,97  
 Hoveland, Jason \_\_\_\_\_ 2002  
 Howard, Joseph \_\_\_\_\_ 1943  
 Howard, Sherman \_\_\_\_\_ 1946  
 Howell, Lloyd \_\_\_\_\_ 1899  
 Hudson, David \_\_\_\_\_ 1985,86,87,88  
 Hudson, James \_\_\_\_\_ 1943  
 Huff, Terry \_\_\_\_\_ 1964,67  
 Hufford, Joe \_\_\_\_\_ 1976,77,78  
 Hufford, Mike \_\_\_\_\_ 1980,81,82,83  
 Hufford, Paul \_\_\_\_\_ 1982,83,84  
 Hughes, Danan \_\_\_\_\_ 1989,90,91,92  
 Hughes, Matt \_\_\_\_\_ 1995,96,97,98  
 Hughes, Thomas \_\_\_\_\_ 1943  
 Hujsak, Jim \_\_\_\_\_ 1989,90,91  
 Hulet, Jake \_\_\_\_\_ 2015,17  
 Hull, John \_\_\_\_\_ 1892  
 Humpal, Mike \_\_\_\_\_ 2005,06,07  
 Humphrey, Tom \_\_\_\_\_ 1984,85  
 Humphreys, Lloyd \_\_\_\_\_ 1958,59,60

Humphries, Charlie \_\_\_\_\_ 1982  
 Hunter, Jack \_\_\_\_\_ 1945,46  
 Hunter, Jeremiha \_\_\_\_\_ 2007,08,09,10  
 Hunter, Keith \_\_\_\_\_ 1981,82,83,84  
 Huntermark, Cody \_\_\_\_\_ 2007  
 Huntrods, Clint \_\_\_\_\_ 2005,06  
 Hunzelman, Harry \_\_\_\_\_ 1916,17,18,19  
 Hurley, Brion \_\_\_\_\_ 1993,94,95,96  
 Hutchinson, Roy \_\_\_\_\_ 1952  
 Hyde, Micah \_\_\_\_\_ 2009,10,11,12  
 Hyland, Mike \_\_\_\_\_ 1908,09,10

## -I-

Ibanez, Raul \_\_\_\_\_ 1979,80  
 Ince, Cody \_\_\_\_\_ 2019  
 Ingersoll, Clarence \_\_\_\_\_ 1893,94  
 Inman, Donald \_\_\_\_\_ 1952,54  
 Ireland, Robert \_\_\_\_\_ 1943  
 Irvine, Charles \_\_\_\_\_ 1937,38  
 Iverson, Iver \_\_\_\_\_ 1894,95,96  
 Iwebema, Kenny \_\_\_\_\_ 2004,05,06,07

## -J-

Jackson, Alaric \_\_\_\_\_ 2017,18,19  
 Jackson, Andre \_\_\_\_\_ 1972,73,74,75  
 Jackson, Andrew \_\_\_\_\_ 1966,67,68  
 Jackson, Chris \_\_\_\_\_ 1992,93,94,95  
 Jackson, Dave \_\_\_\_\_ 1974  
 Jackson, Josh \_\_\_\_\_ 2015,16,17  
 Jackson, Mike \_\_\_\_\_ 1976,77,79  
 Jackson, Tony \_\_\_\_\_ 2001,02,03,04  
 Jackson, Trey \_\_\_\_\_ 1982  
 Jacobsen, Grover \_\_\_\_\_ 1914,15  
 Jacobus, Dalles \_\_\_\_\_ 2019  
 Jagodinski, Shawn \_\_\_\_\_ 1993  
 Jakoubek, Frank \_\_\_\_\_ 1934,36  
 James, Carlos \_\_\_\_\_ 1990,91,92  
 Janda, Jon \_\_\_\_\_ 1957  
 Jansen, Garret \_\_\_\_\_ 2016,17,18  
 Jansen, Jeff \_\_\_\_\_ 1980,81  
 Jaqua, Franklin \_\_\_\_\_ 1920  
 Jasper, Harold \_\_\_\_\_ 1991,92,93,94  
 Jauch, Ray \_\_\_\_\_ 1957,58,59  
 Jaye, John \_\_\_\_\_ 1976  
 Jehle, Kenneth \_\_\_\_\_ 1955  
 Jenkins, Albert \_\_\_\_\_ 1916,17  
 Jenkinson, Jerry \_\_\_\_\_ 1957  
 Jensen, Erik \_\_\_\_\_ 2000,01,02,03  
 Jensen, Jim \_\_\_\_\_ 1972,73,74,75  
 Jenvold, Leo \_\_\_\_\_ 1928,29,30  
 Jenvold, Lloyd \_\_\_\_\_ 1929,30  
 Jerrick, Roger \_\_\_\_\_ 1971,72,73  
 Jeschke, Bob \_\_\_\_\_ 1975  
 Jessen, Ernest \_\_\_\_\_ 1926,27,28  
 Jeter, Bob \_\_\_\_\_ 1957,58,59  
 Jewell, John \_\_\_\_\_ 1907  
 Jewell, Josey \_\_\_\_\_ 2014,15,16,17  
 Jewell, Walter \_\_\_\_\_ 1917  
 Johnson, Arthur \_\_\_\_\_ 1945  
 Johnson, Craig \_\_\_\_\_ 1971,73  
 Johnson, D.J. \_\_\_\_\_ 2019  
 Johnson, D.J. \_\_\_\_\_ 1998,99,2001,02  
 Johnson, Eliza \_\_\_\_\_ 1892

Johnson, Jaleel \_\_\_\_\_ 2014,15,16  
 Johnson, Jerry \_\_\_\_\_ 1969,70,71  
 Johnson, Jim \_\_\_\_\_ 1987,88,89,90  
 Johnson, Jovon \_\_\_\_\_ 2002,03,04,05  
 Johnson, Troy \_\_\_\_\_ 2007,08,09,10  
 Johnson-Koulianos, Derrell \_\_\_\_\_  
 \_\_\_\_\_ 2007,08,09,10  
 Johnston, Albert \_\_\_\_\_ 1903  
 Johnston, Ubherth \_\_\_\_\_ 1949,50,51  
 Jones, Amani \_\_\_\_\_ 2016,17,18,19  
 Jones, C. J. \_\_\_\_\_ 2001,02  
 Jones, Cal \_\_\_\_\_ 1953,54,55  
 Jones, Charlie \_\_\_\_\_ 1981  
 Jones, Jamar \_\_\_\_\_ 1992,93  
 Jones, Kenny \_\_\_\_\_ 1991  
 Jones, Mike \_\_\_\_\_ 2003,04,05,06  
 Jones, Nyle \_\_\_\_\_ 1901,03,04  
 Jorden, R. E. \_\_\_\_\_ 1904  
 Joseph, Straun \_\_\_\_\_ 1981

## -K-

Kadesky, Max \_\_\_\_\_ 1920,21,22  
 Kaeding, Nate \_\_\_\_\_ 2000,01,02,03  
 Kahl, Kent \_\_\_\_\_ 1993,94  
 Kaiser, Jim \_\_\_\_\_ 1970,71,72  
 Kaisershot, Quentin \_\_\_\_\_ 1947,49  
 Kallenberger, Mark \_\_\_\_\_ 2018,19  
 Kampman, Aaron \_\_\_\_\_  
 \_\_\_\_\_ 1998,99,2000,01  
 Kane, Roger \_\_\_\_\_ 1942,46  
 Kanellis, Alex \_\_\_\_\_ 2005,06  
 Kanellis, Eldan \_\_\_\_\_ 1955  
 Karras, Alex \_\_\_\_\_ 1956,57  
 Karras, Paul \_\_\_\_\_ 1958  
 Kasapis, Gus \_\_\_\_\_ 1961,62,63  
 Kasper, Kevin \_\_\_\_\_ 1998,99,2000  
 Katz, Ralph \_\_\_\_\_ 1944,45  
 Kaufmann, Robert \_\_\_\_\_ 1919,20  
 Kay, William \_\_\_\_\_ 1945,46,47,48  
 Keane, James \_\_\_\_\_ 1942  
 Kelley, James \_\_\_\_\_ 1934,35,38  
 Kellogg, Don \_\_\_\_\_ 1983,84  
 Kelly, Austin \_\_\_\_\_ 2016,17,18  
 Kelly, Leo \_\_\_\_\_ 1916,17  
 Kelly, William \_\_\_\_\_ 1937  
 Kelly, William F. \_\_\_\_\_ 1897  
 Kelly, William S. \_\_\_\_\_ 1918,19,20  
 Kelly-Martin, Ivory \_\_\_\_\_ 2017,18  
 Kelso, Jack \_\_\_\_\_ 1944,47  
 Kemp, Paul \_\_\_\_\_ 1952,53  
 Kennedy, Rick \_\_\_\_\_ 1992  
 Kenny, John \_\_\_\_\_ 2014  
 Kent, Ed \_\_\_\_\_ 1983  
 Kent, Maurice \_\_\_\_\_ 1904,05,06  
 Kepler, Richard \_\_\_\_\_ 1894,95  
 Keppy, Mitch \_\_\_\_\_ 2016  
 Keppy, Myron \_\_\_\_\_ 1986,87  
 Kerkhoff, Jared \_\_\_\_\_ 1998  
 Kersten, William \_\_\_\_\_ 1944,51  
 Kerwick, Joseph \_\_\_\_\_ 1914,15  
 Kesselring, Kyle \_\_\_\_\_ 2005  
 Kidd, Dillon \_\_\_\_\_ 2014,15  
 Killbreath, James \_\_\_\_\_ 1965  
 Kimber, Lloyd \_\_\_\_\_ 1987

Kimble, Dalton \_\_\_\_\_ 1964,65  
 King, Cliff \_\_\_\_\_ 1991,92,93  
 King, Desmond \_\_\_\_\_ 2013,14,15,16  
 King, Louis Jr. \_\_\_\_\_ 1946,47  
 King, Lou \_\_\_\_\_ 1978,79,80,81  
 King, Mitch \_\_\_\_\_ 2005,06,07,08  
 Kinnick, Nile \_\_\_\_\_ 1937,38,39  
 Kirk, Archie \_\_\_\_\_ 1912,13,14  
 Kirk, Carrol \_\_\_\_\_ 1906,07,08  
 Kirkland, Tommy \_\_\_\_\_ 1972  
 Kirksey, Christian \_\_\_\_\_ 2010,11,12,13  
 Kittle, Bruce \_\_\_\_\_ 1977,78,79,81  
 Kittle, George \_\_\_\_\_ 2013,14,15,16  
 Klein, Aron \_\_\_\_\_ 1995,96,97,98  
 Klein, Richard \_\_\_\_\_ 1956,57  
 Klimczak, Mike \_\_\_\_\_ 1974,75  
 Kline, John \_\_\_\_\_ 1991,92,93  
 Klingenberg, Theodore \_\_\_\_\_ 1897  
 Klinkenborg, Mike \_\_\_\_\_ 2004,05,06,07  
 Kloewer, Delmar \_\_\_\_\_ 1956,57  
 Klug, Karl \_\_\_\_\_ 2008,09,10  
 Klumpar, Emil \_\_\_\_\_ 1936,37  
 Kluver, Tyler \_\_\_\_\_ 2014,15,16,17  
 Knapp, David \_\_\_\_\_ 1890  
 Knapp, Karl \_\_\_\_\_ 1904  
 Knight, Tom \_\_\_\_\_ 1992,94,95,96  
 Knipper, Chris \_\_\_\_\_ 1995,96,97  
 Knotts, Melvin \_\_\_\_\_ 1957  
 Knowlton, Will \_\_\_\_\_ 1906,07  
 Knutson, Thomas \_\_\_\_\_ 1964,65,66  
 Koehn, Marshall \_\_\_\_\_ 2014,15  
 Koeppel, Jeff \_\_\_\_\_ 1986,87,88,89  
 Koeppel, Josh \_\_\_\_\_ 2008,09,10  
 Koerner, Jack \_\_\_\_\_ 2018,19  
 Kokolus, Harry \_\_\_\_\_ 1971,72,73  
 Kooiker, Aaron \_\_\_\_\_ 1993,94,95  
 Koranda, Shawn \_\_\_\_\_ 2000  
 Kornbrath, Connor \_\_\_\_\_ 2012,13,14  
 Kostrubala, Gary \_\_\_\_\_ 1984,85,86  
 Kouba, Lumir \_\_\_\_\_ 1932  
 Kraguski, Paul \_\_\_\_\_ 1923,24,25  
 Kramer, Jeff \_\_\_\_\_ 1997,98  
 Kratch, Bob \_\_\_\_\_ 1985,86,87,88  
 Krause, Paul \_\_\_\_\_ 1961,62,63  
 Kreamer, Robert \_\_\_\_\_ 1962  
 Kreider, Andy \_\_\_\_\_ 1992,93  
 Kreiter, Casey \_\_\_\_\_ 2011,12,13  
 Kresensky, Walter \_\_\_\_\_ 1909  
 Kress, George \_\_\_\_\_ 1953,55,56  
 Krga, Robert \_\_\_\_\_ 1966  
 Krieger Coble, Henry \_\_\_\_\_  
 \_\_\_\_\_ 2012,13,14,15  
 Kriehner, Herman \_\_\_\_\_ 1977,78  
 Krill, William \_\_\_\_\_ 1965  
 Kriz, Frank \_\_\_\_\_ 1917  
 Kriz, Jerome \_\_\_\_\_ 1931  
 Kriz, Leo \_\_\_\_\_ 1921,22,23  
 Kroemer, Mike \_\_\_\_\_ 1990  
 Kroul, Matt \_\_\_\_\_ 2005,06,07,08  
 Krull, Dave \_\_\_\_\_ 1969  
 Kuchel, Nick \_\_\_\_\_ 2009,10  
 Kuempel, Andy \_\_\_\_\_ 2008,09  
 Kuhn, Marvin \_\_\_\_\_ 1934

Kujawa, Paul \_\_\_\_\_ 1989,90,91,92  
 Kulick, Drake \_\_\_\_\_ 2016,17  
 Kutsch, Nicholas \_\_\_\_\_ 1925,26

**-L-**

Laaveg, Paul \_\_\_\_\_ 1967,68,69  
 Lack, Will \_\_\_\_\_ 2002  
 Ladick, Gary \_\_\_\_\_ 1974,75  
 LaFleur, Dan \_\_\_\_\_ 1972,73,74  
 LaFleur, Jon \_\_\_\_\_ 1994,95,96,97  
 Lage, Robert \_\_\_\_\_ 1949,50,51  
 Lagomarcino, James \_\_\_\_\_ 1944  
 Lagota, John \_\_\_\_\_ 1965  
 Lamb, Bush \_\_\_\_\_ 1935,36,37  
 Lamerton, William \_\_\_\_\_ 1897  
 Lamot, Roger \_\_\_\_\_ 1965,66  
 Lampkin, Marvin \_\_\_\_\_ 1990,91,92  
 Lane, Coleman \_\_\_\_\_ 1968  
 Lange, Bill \_\_\_\_\_ 1990,92,93  
 Lange, J. P. \_\_\_\_\_ 1995,96,97  
 Langston, Jeff \_\_\_\_\_ 1956,58,59  
 Lannon, Robert \_\_\_\_\_ 1935,36,37  
 Lapham, William \_\_\_\_\_ 1957,58,59  
 LaPorta, Sam \_\_\_\_\_ 2019  
 Larrabee, William \_\_\_\_\_ 1891,92  
 Larsen, Blake \_\_\_\_\_ 2004  
 Larsen, Gary \_\_\_\_\_ 1965,66,67  
 Larson, Howard \_\_\_\_\_ 1943  
 Laster, Richard \_\_\_\_\_ 1946,47,48,49  
 Latta, George \_\_\_\_\_ 1961,62,63  
 Lattimore, Cedrick \_\_\_\_\_ 2016,17,18,19  
 Laufenberg, Doug \_\_\_\_\_ 1992,93  
 Laun, Charles \_\_\_\_\_ 1915,16,17  
 Lauterbach, Robert \_\_\_\_\_ 1942  
 Lavery, Michael \_\_\_\_\_ 1966,67  
 Lawrence, James \_\_\_\_\_ 1946,47  
 Lawrence, Larry \_\_\_\_\_ 1968,69  
 Law, Nico \_\_\_\_\_ 2011,12,13  
 Laws, Joe \_\_\_\_\_ 1931,32,33  
 Lawson, Bobby \_\_\_\_\_ 1976  
 Lawson, Bud \_\_\_\_\_ 1952,53,54  
 Lazar, Jon \_\_\_\_\_ 1975,76,77,78  
 Lee, Charles \_\_\_\_\_ 1958,59,60  
 Lee, J. F. \_\_\_\_\_ 1904  
 Lee, Phil \_\_\_\_\_ 1992  
 Lees, Paul \_\_\_\_\_ 1959  
 Legler, Charles \_\_\_\_\_ 1968,70  
 LeGrand, Lucas \_\_\_\_\_ 2016  
 Leighton, Kalita \_\_\_\_\_ 1894,95,96  
 Leinbaugh, Lyle \_\_\_\_\_ 1952,53  
 Leppert, Wade \_\_\_\_\_ 2008,09  
 Leonard, Aaron \_\_\_\_\_ 1976,77  
 Leshyn, John \_\_\_\_\_ 1958  
 Levelis, Joe \_\_\_\_\_ 1981,82,83  
 Lewis, Edward \_\_\_\_\_ 1889  
 Lewis, Farley \_\_\_\_\_ 1965  
 Lewis, George \_\_\_\_\_ 2000,01,02,04  
 Lewis, Jermelle \_\_\_\_\_ 2002,03,04  
 Lewis, Mac \_\_\_\_\_ 1956,57,58  
 Leytze, Rudolph \_\_\_\_\_ 1934,35  
 LeZotte, Robert \_\_\_\_\_ 1962,64  
 Liddy, Robert \_\_\_\_\_ 1942,43,46  
 Liggett, Eugene \_\_\_\_\_ 1935,36  
 Lightfoot, Andrew \_\_\_\_\_

1999,2000,01,02  
 Linderbaum, Tyler \_\_\_\_\_ 2019  
 Linebarger, Tom \_\_\_\_\_ 1980  
 Lindenmeyer, Fred \_\_\_\_\_ 1936,37  
 Lindsey, Edwin \_\_\_\_\_ 1951,52,53  
 Link, Dave \_\_\_\_\_ 1970  
 Littig, Victor \_\_\_\_\_ 1893,94  
 Little, Ernest \_\_\_\_\_ 1900  
 Little, George \_\_\_\_\_ 1981,82,83,84  
 Locke, Gordon \_\_\_\_\_ 1920,21,22  
 Loehlein, Harold \_\_\_\_\_ 1945  
 Loftin, Ryan \_\_\_\_\_ 1996,97,98  
 Lohman, Fred \_\_\_\_\_ 1918,19  
 Lomax, Jordan \_\_\_\_\_ 2011,13,14,15  
 Long, Chuck \_\_\_\_\_ 1982,83,84,85  
 Long, David \_\_\_\_\_ 1963,64,65  
 Long, Jerry \_\_\_\_\_ 1949,50  
 Long, Pat \_\_\_\_\_ 1971  
 Longley, Earl \_\_\_\_\_ 1920  
 Longley, Robert \_\_\_\_\_ 1947,48,49  
 Lopes, Mike \_\_\_\_\_ 1974  
 Loufek, Robert \_\_\_\_\_ 1931,32  
 Love Jordan, J. C. \_\_\_\_\_ 1980,82,83,84  
 Lowdermilk, John \_\_\_\_\_ 2011,12,13,14  
 Lowe, William \_\_\_\_\_ 2009,10  
 Lowery, B. J. \_\_\_\_\_ 2010,11,12,13  
 Luebcke, Henry \_\_\_\_\_ 1938,39,40  
 Ludwig, Joe \_\_\_\_\_ 2018  
 Luebke, Tyler \_\_\_\_\_ 2003,04  
 Lund, Ira \_\_\_\_\_ 1945  
 Lutz, Richard \_\_\_\_\_ 1970,71  
 Lynch, Lorin \_\_\_\_\_ 1970,71  
 Lyon, Lynn \_\_\_\_\_ 1961,62

**-M-**

Mabin, Greg \_\_\_\_\_ 2014,15,16  
 Mackey, Chris \_\_\_\_\_ 1977  
 MacMillan, Nolan \_\_\_\_\_ 2010,12,13  
 Macy, Clarence \_\_\_\_\_ 1901  
 Mady, Hal \_\_\_\_\_ 1992,93,94  
 Magnussen, Marcus \_\_\_\_\_ 1929,32  
 Maher, John \_\_\_\_\_ 1940,41  
 Mahmens, Mark \_\_\_\_\_ 1977,78,79  
 Maine, Ernest \_\_\_\_\_ 1895  
 Majerus, Ryan \_\_\_\_\_ 2003,04,05,06  
 Major, Phillip \_\_\_\_\_ 1965,66,67  
 Malmer, Clark \_\_\_\_\_ 1971  
 Malone, Jerry \_\_\_\_\_ 1984  
 Manders, Mark \_\_\_\_\_ 1958,59,60  
 Manning, Ray \_\_\_\_\_ 1968,69,70  
 Manson, Jason \_\_\_\_\_ 2005,06  
 Mannino, Alfred \_\_\_\_\_ 1942  
 Marchese, Henry \_\_\_\_\_ 2018,19  
 Marchese, John \_\_\_\_\_ 1985  
 Marciano, Peter \_\_\_\_\_ 1986,87,88,89  
 Maresh, George \_\_\_\_\_ 1901  
 Marsh, Rick \_\_\_\_\_ 1973,75  
 Marshall, Ed \_\_\_\_\_ 1989  
 Martens, Mike \_\_\_\_\_ 1991  
 Martin, Dennis \_\_\_\_\_ 1980  
 Martin, Richard \_\_\_\_\_ 1943  
 Martin-Manley, Kevonte \_\_\_\_\_  
 \_\_\_\_\_ 2011,12,13,14  
 Masden, Howard \_\_\_\_\_ 1932

Mason, Wayne \_\_\_\_\_ 1935,36  
 Massaquoi, Siaka \_\_\_\_\_ 2000,01  
 Masterson, Forrest \_\_\_\_\_ 1942,44  
 Mastrogany, Nick \_\_\_\_\_ 1929,30  
 Matheson, Eldean \_\_\_\_\_ 1953,54,55  
 Matson, Gordon \_\_\_\_\_ 1934,36  
 Matter, Dan \_\_\_\_\_ 1975,76  
 Mattingly, Dave \_\_\_\_\_ 1977  
 Mattison, Bryan \_\_\_\_\_ 2004,05,06,07  
 Matykiewicz, Louis \_\_\_\_\_ 1952,53,54  
 Mauren, Gerald \_\_\_\_\_ 1959,60  
 Mauro, Jim \_\_\_\_\_ 1985,86,87  
 Mayer, Mike \_\_\_\_\_ 1975,76,77,78  
 Mayhan, Dave \_\_\_\_\_ 1978,79,80,81  
 Mazzeri, Marc \_\_\_\_\_ 1986,87,88  
 McBride, Daniel \_\_\_\_\_ 1952  
 McCann, Kyle \_\_\_\_\_ 1998,99,2000,01  
 McCarney, Dan \_\_\_\_\_ 1972,73,74  
 McCarron, Riley \_\_\_\_\_ 2013,14,15,16  
 McCarty, Paul \_\_\_\_\_ 1982,83  
 McCormick, Ryan \_\_\_\_\_ 1997,98,99  
 McCullough, Brian \_\_\_\_\_ 1993,94  
 McCutchen, William \_\_\_\_\_ 1965,66  
 McDonald, Daniel \_\_\_\_\_ 1968,69,70  
 McDonnell, Jack \_\_\_\_\_ 1948  
 McDowell, Floyd \_\_\_\_\_ 1934,35  
 McDowell, Ivory \_\_\_\_\_ 1963, 64  
 McDowell, Larry \_\_\_\_\_ 1964,65,66  
 McDowell, Layne \_\_\_\_\_ 1968,69,70  
 McEniry, Matthew \_\_\_\_\_ 1890  
 McFadden, William \_\_\_\_\_ 1906  
 McGinnis, Ralph \_\_\_\_\_ 1911,12,13  
 McGrath, Gavin \_\_\_\_\_ 2007,08  
 McGowan, Kirk \_\_\_\_\_ 1989  
 McGowen, Earle \_\_\_\_\_ 1903,04,05  
 McGuire, James \_\_\_\_\_ 1964  
 McGwire, Dan \_\_\_\_\_ 1987  
 McHugh, James \_\_\_\_\_ 1966  
 McIntyre, Scott \_\_\_\_\_ 1922,23  
 McKee, Howard \_\_\_\_\_ 1915,16  
 McKenzie, Robert \_\_\_\_\_ 1947,48,49  
 McKillip, Dean \_\_\_\_\_ 1978,79,80  
 McKinley, Michael \_\_\_\_\_ 1894  
 McKinney, Jeremy \_\_\_\_\_ 1994,95,96,97  
 McKinnie, Silas \_\_\_\_\_ 1965,66,67  
 McKinsty, James \_\_\_\_\_ 1946  
 McLain, Edwin \_\_\_\_\_ 1937,38,39  
 McLain, Mayes \_\_\_\_\_ 1928  
 McLaughlin, Aaron \_\_\_\_\_ 1993  
 McLaughlin, Greg \_\_\_\_\_ 1997,2000  
 McLaughlin, Jordan \_\_\_\_\_ 2007,08  
 McLaughlin, Russell \_\_\_\_\_ 1944  
 McLaughlin, Tom \_\_\_\_\_ 1974,75,76,77  
 McLaurin, Marqueas \_\_\_\_\_ 2000,01  
 McMahon, Peter \_\_\_\_\_ 2001,02,03,04  
 McManus, Greg \_\_\_\_\_ 1968  
 McMillan, Casey \_\_\_\_\_ 2012  
 McNeil, Harry \_\_\_\_\_ 1896  
 McNulty, Jim \_\_\_\_\_ 1973,74,75,76  
 McNutt, Jr., Marvin \_\_\_\_\_ 2009,10,11  
 McQuiston, Earl \_\_\_\_\_ 1960,61,62  
 Mead, Chester \_\_\_\_\_ 1920,21,22  
 Meade, Travis \_\_\_\_\_ 2007,09  
 Meek, Kenneth \_\_\_\_\_ 1954  
 Meggers, Frank \_\_\_\_\_ 1898,99



Meidlinger, Brian \_\_\_\_\_ 2003  
 Meier, Nathan \_\_\_\_\_ 2013,14,15  
 Meister, Melvin \_\_\_\_\_ 1897  
 Melendez, Marcos \_\_\_\_\_ 1968,70  
 Melloy, Matt \_\_\_\_\_ 2003,04,05  
 Meloy, Charles \_\_\_\_\_ 1911,12  
 Meltzer, Sam \_\_\_\_\_ 1931  
 Mendenhall, Leland \_\_\_\_\_ 1916  
 Mendenhall, Otho \_\_\_\_\_ 1915  
 Mends, Aaron \_\_\_\_\_ 2015,16,17,18  
 Menzel, Bruce \_\_\_\_\_ 1992  
 Merrick, Miguel \_\_\_\_\_ 2003,04,05,06  
 Merriweather, Kaevon \_\_\_\_\_ 2018  
 Merten, Francis \_\_\_\_\_ 1931  
 Mertes, Bus \_\_\_\_\_ 1941  
 Merz, Curt \_\_\_\_\_ 1957,58,59  
 Meskimen, Jon \_\_\_\_\_ 1967,68,69  
 Meyer, Mike \_\_\_\_\_ 2010,11,12,13  
 Meyer, Richard \_\_\_\_\_ 1948,50  
 Meyer, Roger \_\_\_\_\_ 1998,99,2000,01  
 Meyers, Joseph \_\_\_\_\_ 1896,97  
 Michel, Phil \_\_\_\_\_ 1978,80  
 Michelosen, Geoff \_\_\_\_\_ 1969,70,71  
 Michelosen, Jock \_\_\_\_\_ 1972,73,74  
 Mickelson, John \_\_\_\_\_ 2002  
 Mickens, Aaron \_\_\_\_\_ 2001,02,04  
 Middleton, G. M. \_\_\_\_\_ 1897  
 Middleton, Pete \_\_\_\_\_ 1990  
 Mielke, Ernest \_\_\_\_\_ 1958,59  
 Milani, James \_\_\_\_\_ 1952  
 Milani, John \_\_\_\_\_ 2018,19  
 Miles, Edmond \_\_\_\_\_ 2003,04,05,06  
 Miller, Allan \_\_\_\_\_ 1958,59  
 Miller, Brett \_\_\_\_\_ 1981,82  
 Miller, Chris \_\_\_\_\_ 1996  
 Miller, Craig \_\_\_\_\_ 1968  
 Miller, Doug \_\_\_\_\_ 1997,98,99  
 Miller, Glenn \_\_\_\_\_ 1921,22,23  
 Miller, Henry \_\_\_\_\_ 1941  
 Miller, James \_\_\_\_\_ 1968,69,70  
 Miller, John \_\_\_\_\_ 1932  
 Miller, Leo \_\_\_\_\_ 1963,65  
 Miller, Mike \_\_\_\_\_ 1988,89,90  
 Miller, Robert \_\_\_\_\_ 1944  
 Miller, Scott \_\_\_\_\_ 1966,67,68  
 Miller, Skip \_\_\_\_\_ 1998  
 Miller, Tanner \_\_\_\_\_ 2010,11,12,13  
 Millett, George \_\_\_\_\_ 1982,83,85  
 Minick, Paul \_\_\_\_\_ 1920,21,22  
 Mitchell, Jr., Derrick \_\_\_\_\_ 2015  
 Mitchell, Devon \_\_\_\_\_ 1982,83,84,85  
 Mitchell, Levi \_\_\_\_\_ 1969,70,71  
 Mitchell, Mark \_\_\_\_\_ 1994,95,96  
 Mitchell, Robert \_\_\_\_\_ 1964  
 Mix, Royce \_\_\_\_\_ 1972,73  
 Mockmore, Charles \_\_\_\_\_ 1918,19  
 Moeaki, Tony \_\_\_\_\_ 2005,06,07,09  
 Moffitt, Howard \_\_\_\_\_ 1931,32  
 Mohrbacher, Stanley \_\_\_\_\_ 1943,44  
 Molinaro, Ryan \_\_\_\_\_ 2002  
 Molini, Jim \_\_\_\_\_ 1976,77,78,79  
 Mollet, Gene \_\_\_\_\_ 1975  
 Monroe, Gordon \_\_\_\_\_ 1966  
 Montgomery, Jerry \_\_\_\_\_  
 \_\_\_\_\_ 1998,99,2000,01

Montgomery, Lew 1989,90,91,92  
 Montgomery, Marcus \_\_\_\_\_ 1995  
 Moore, Dean \_\_\_\_\_ 1975,76,77  
 Moore, Fred \_\_\_\_\_ 1904,05  
 Moore, Joseph \_\_\_\_\_ 1940  
 Moore, Robert \_\_\_\_\_ 1934  
 Moore, Robert H. \_\_\_\_\_ 1927,28  
 Moore, Thomas \_\_\_\_\_ 1959,60  
 Moore, Thomas W. \_\_\_\_\_ 1931,32,33  
 Moran, Terrance \_\_\_\_\_ 1953,54  
 Moreland, David \_\_\_\_\_ 1964,65,66  
 Moritz, Dave \_\_\_\_\_ 1981,82,83  
 Morris, James \_\_\_\_\_ 2010,11,12,13  
 Morris, Melvin \_\_\_\_\_ 1967,68,69  
 Morrissey, Ed \_\_\_\_\_ 1972,73  
 Morrow, Diauntae \_\_\_\_\_ 2008  
 Morscheiser, John \_\_\_\_\_ 2002  
 Morse, Brett \_\_\_\_\_ 2007,08,09,10  
 Morton, Ray \_\_\_\_\_ 1898,99,1900  
 Morton, Rod \_\_\_\_\_ 1977,78,79  
 Moses, Dezman \_\_\_\_\_ 2007  
 Moses, James \_\_\_\_\_ 1964,65  
 Mosley, Dennis \_\_\_\_\_ 1976,77,78,79  
 Mosley, Eugene \_\_\_\_\_ 1959,60  
 Moss, David \_\_\_\_\_ 1965  
 Moss, Riley \_\_\_\_\_ 2018,19  
 Mossbrucker, Trent \_\_\_\_\_ 2008,12  
 Mott, Joe \_\_\_\_\_ 1985,86,87,88  
 Moylan, Devan \_\_\_\_\_ 2004,05,06,07  
 Mulherin, Mick \_\_\_\_\_ 1992,93,94,95  
 Mullen, Scott \_\_\_\_\_ 1998,99,2000  
 Muller, John \_\_\_\_\_ 1969,70,72  
 Mulligan, Terry \_\_\_\_\_ 1964,65,66  
 Mullins, Michael \_\_\_\_\_ 1965  
 Murphy, Bernard \_\_\_\_\_ 1904,05,07  
 Murphy, Dave \_\_\_\_\_ 1985,86  
 Murphy, George \_\_\_\_\_ 1986,87,88,89  
 Murphy, James Jr. \_\_\_\_\_ 1938,39,40  
 Murphy, James Sr. \_\_\_\_\_ 1909,10,11  
 Murphy, Jayme \_\_\_\_\_ 2007,08,09  
 Murray, Daniel \_\_\_\_\_ 2007,08,09,10  
 Myers, Boone \_\_\_\_\_ 2014,15,16,17  
 Myers, Brandon \_\_\_\_\_ 2005,06,07,08  
 Myers, Dennis \_\_\_\_\_ 1927,28,29  
 Myers, Ed \_\_\_\_\_ 1973,74  
 Myers, Harl \_\_\_\_\_ 1892,93

**-N-**

Naber, Mearl \_\_\_\_\_ 1948,49  
 Nardo, Tom \_\_\_\_\_ 2011  
 Narinskiy, Anton \_\_\_\_\_ 2007,08  
 Narum, Carl \_\_\_\_\_ 1905  
 Nead, Wilbur \_\_\_\_\_ 1937,38  
 Neal, Fred \_\_\_\_\_ 1890  
 Neidig, Milo \_\_\_\_\_ 1910  
 Nelson, Anthony \_\_\_\_\_ 2016,17,18  
 Nelson, Bruce \_\_\_\_\_ 1999,2000,01,02  
 Nelson, Donald \_\_\_\_\_ 1934,35,36  
 Nelson, Doug \_\_\_\_\_ 1972  
 Nelson, Emerson \_\_\_\_\_ 1925,26,27  
 Nelson, Irving \_\_\_\_\_ 1928,29  
 Nelson, Jeff \_\_\_\_\_ 1990,91,92  
 Nelson, Jerry \_\_\_\_\_ 1969,70,72  
 Nelson, Mark \_\_\_\_\_ 1971

Nelson, Matt \_\_\_\_\_ 2015,16,17,18  
 Nelson, Elmo \_\_\_\_\_ 1930,31  
 Nemmers, Brett \_\_\_\_\_ 1994  
 Neubauer, Matt \_\_\_\_\_ 2003  
 Neuman, Scott \_\_\_\_\_ 1989  
 Newborg, Jacob \_\_\_\_\_ 2018  
 Newland, Jeffrey \_\_\_\_\_ 1966,67  
 Ney, John \_\_\_\_\_ 1910,11  
 Nichol, Tom \_\_\_\_\_ 1981,82,83,84  
 Niedbala, William \_\_\_\_\_ 1962,63  
 Niedziela, Bruno \_\_\_\_\_ 1942,46  
 Nielsen, Nick \_\_\_\_\_ 2010,11,12  
 Nielsen, Tyler \_\_\_\_\_ 2008,09,10,11  
 Niemann, Ben \_\_\_\_\_ 2014,15,16,17  
 Niemann, Nick \_\_\_\_\_ 2017,18,19  
 Niland, John \_\_\_\_\_ 1963,64,65  
 Niles, Jerry \_\_\_\_\_ 1938,45  
 Nixon, Daviyon \_\_\_\_\_ 2019  
 Noard, Galen \_\_\_\_\_ 1967,68  
 Noble, Dudley \_\_\_\_\_ 1950,51  
 Nocera, John \_\_\_\_\_ 1956,57,58  
 Noonan, Karl \_\_\_\_\_ 1963,64,65  
 Nordman, Gerald \_\_\_\_\_ 1949,51  
 Nordmann, Don \_\_\_\_\_ 2010  
 Norgaard, Jens \_\_\_\_\_ 1938,39  
 Norton, Donald \_\_\_\_\_ 1957,58,59  
 Norvell, Jay \_\_\_\_\_ 1985  
 Nourse, Craig \_\_\_\_\_ 1964  
 Novack, Gerald \_\_\_\_\_ 1958,59  
 Nugent, Clement \_\_\_\_\_ 1922  
 Nubent, Lee \_\_\_\_\_ 1917

**-O-**

Oakes, Dave \_\_\_\_\_ 1978,79,80,81  
 Oberland, Jared \_\_\_\_\_ 2008  
 O'Brien, Kelly \_\_\_\_\_ 1981,82,84,85  
 O'Brien, Willis \_\_\_\_\_ 1909,10,11  
 Ochiltree, H. E. \_\_\_\_\_ 1902  
 Ochoa, Ramon \_\_\_\_\_ 2002,03  
 Odems, Demo \_\_\_\_\_ 1993,94,95,96  
 O'Donnell, Jerry \_\_\_\_\_ 1965,66  
 Ogiedo, Mitchell \_\_\_\_\_ 1958  
 O'Hara, Richard \_\_\_\_\_ 1964,65  
 O'Hare, Cody \_\_\_\_\_ 1998,99,2000,01  
 Ojemudia, Michael \_\_\_\_\_ 2016,17,18,19  
 Olejniczak, Jason \_\_\_\_\_ 1990,91,92,93  
 Olejniczak, Lon \_\_\_\_\_ 1979,80,82,83  
 Oliver, Chris \_\_\_\_\_ 1998,99,2000,01  
 Olsen, Seth \_\_\_\_\_ 2005,06,07,08  
 Olson, Forrest \_\_\_\_\_ 1923,24,26  
 Olson, Glenn \_\_\_\_\_ 1936,37,38  
 Olszta, Daniel \_\_\_\_\_ 2005,06,07  
 O'Meara, Paki \_\_\_\_\_ 2007,08,09,10  
 O'Neal, Charles \_\_\_\_\_ 1926,27  
 Oostendorp, John \_\_\_\_\_ 1992  
 Orne, Woody \_\_\_\_\_ 2011  
 Ortlieb, Jon \_\_\_\_\_ 1994,95,96  
 Osby, Don \_\_\_\_\_ 1969,70,71  
 Osmaloski, Ted \_\_\_\_\_ 1934,35,36  
 Ott, Drew \_\_\_\_\_ 2013,14,15  
 Otte, M. Lowell \_\_\_\_\_ 1922,23,24  
 Otto, J. Robert \_\_\_\_\_ 1941  
 Ousley, Bobby \_\_\_\_\_ 1972,74  
 Outsey, Jameer \_\_\_\_\_ 2015

**-P-**

Pace, Mario \_\_\_\_\_ 1976,77,78,79  
 Page, Bernard \_\_\_\_\_ 1932,33,34  
 Pagel, Derek \_\_\_\_\_ 1999,2000,01,02  
 Palladino, Sam \_\_\_\_\_ 1976,77,78,79  
 Palmer, Bart \_\_\_\_\_ 1999  
 Palmer, Chris \_\_\_\_\_ 1992,93  
 Palmer, George \_\_\_\_\_ 1952  
 Palmer, John \_\_\_\_\_ 1987,88,89  
 Pape, Oran \_\_\_\_\_ 1928,29  
 Paquette, Peter \_\_\_\_\_ 1966,67  
 Parker, Guerdon \_\_\_\_\_ 1919,20,21  
 Parker, Jonathan \_\_\_\_\_ 2015  
 Parker, William \_\_\_\_\_ 1940,41,42  
 Parkin, Leland \_\_\_\_\_ 1922,23,24  
 Parleman, Stanford \_\_\_\_\_ 1973  
 Parsons, Charles \_\_\_\_\_ 1912,13,14  
 Parsons, Lawrence \_\_\_\_\_ 1932  
 Paschal, Marcus \_\_\_\_\_ 2003,04,05,06  
 Patterson, Cornelius \_\_\_\_\_ 1966,67  
 Patyk, John \_\_\_\_\_ 1977  
 Paulsen, Joseph \_\_\_\_\_ 1948,49,50  
 Paulsen, Landan \_\_\_\_\_ 2018,19  
 Paulsen, Levi \_\_\_\_\_ 2016,17,18,19  
 Paulson, Steve \_\_\_\_\_ 1972  
 Payne, O. J. \_\_\_\_\_ 2002  
 Pedersen, Jim \_\_\_\_\_ 1969  
 Pekar, Jim \_\_\_\_\_ 1980,81  
 Peiffer, Warren \_\_\_\_\_ 1972,73,75  
 Pekar, Peter \_\_\_\_\_ 2016,17  
 Pellegrino, Orlando \_\_\_\_\_ 1956  
 Pence, Lawrence \_\_\_\_\_ 1898  
 Penaluna, Robert \_\_\_\_\_ 1941,42  
 Penney, Rick \_\_\_\_\_ 1972,73,75  
 Penney, Steve \_\_\_\_\_ 1969,70,71  
 Penningroth, Walter \_\_\_\_\_ 1911,13  
 Perkins, William \_\_\_\_\_ 1960,61,62  
 Perrin, Delbert \_\_\_\_\_ 1940,50  
 Perrine, James \_\_\_\_\_ 1908  
 Perry, Dayton \_\_\_\_\_ 1960,61,62  
 Perry, Travis \_\_\_\_\_ 2012,13,14,15  
 Person, George \_\_\_\_\_ 1978  
 Person, Nate \_\_\_\_\_ 1979,80  
 Petersen, Ronald \_\_\_\_\_ 1949,50,51  
 Petersen, Ross \_\_\_\_\_ 2007,10  
 Peterson, Frank \_\_\_\_\_ 1917  
 Peterson, Hap \_\_\_\_\_ 1982,83,84,85  
 Peterson, Tariq \_\_\_\_\_ 1997,98,99  
 Petrzalka, Matt \_\_\_\_\_ 1977,78,79,80  
 Pettit, Kenneth \_\_\_\_\_ 1938,39,40  
 Phillips, Cy \_\_\_\_\_ 2005  
 Phillips, Eddie \_\_\_\_\_ 1980,81,82,83  
 Phillips, Mark \_\_\_\_\_ 1974,75  
 Phillips, Michael \_\_\_\_\_ 1967,68  
 Phillips, Robert A. \_\_\_\_\_ 1951,52,53  
 Phillips, Robert \_\_\_\_\_ 1946,47,48  
 Pickens, Derrick \_\_\_\_\_ 2000,01  
 Pierce, Charles \_\_\_\_\_ 1956,57  
 Pierce, Frank \_\_\_\_\_ 1889,90,91  
 Pignatelli, Carl \_\_\_\_\_ 1927,29  
 Pipkins, James \_\_\_\_\_ 1987,88  
 Piro, Doug \_\_\_\_\_ 1976  
 Plate, Scott \_\_\_\_\_ 1990,91,92,93  
 Plewa, Macon \_\_\_\_\_ 2013,14,15



Ploen, Ken \_\_\_\_\_ 1954,55,56  
 Plumb, Jack \_\_\_\_\_ 2019  
 Podolak, Charles \_\_\_\_\_ 1970,71  
 Podolak, Ed \_\_\_\_\_ 1966,67,68  
 Poholsky, Tom \_\_\_\_\_ 1986,87,88,89  
 Polite, Eddie \_\_\_\_\_ 1984  
 Pollio, Henry \_\_\_\_\_ 2000  
 Polly, Ed \_\_\_\_\_ 1988,89,90,91  
 Poluga, Cheter \_\_\_\_\_ 1938  
 Porter, Bo \_\_\_\_\_ 1992,93,94  
 Porter, David \_\_\_\_\_ 2000,01,02  
 Pospisil, Scott \_\_\_\_\_ 1999  
 Postler, Austin \_\_\_\_\_ 2008  
 Postler, Paul \_\_\_\_\_ 1978,79,80,81  
 Pottebaum, Monte \_\_\_\_\_ 2019  
 Powell, Damond \_\_\_\_\_ 2013,14  
 Powell, William \_\_\_\_\_ 1968  
 Powers, Howard \_\_\_\_\_ 1895  
 Powers, Milton \_\_\_\_\_ 1889,90  
 Poynton, Jim \_\_\_\_\_ 1987,88,89  
 Prasse, Erwin \_\_\_\_\_ 1937,38,39  
 Prater, Shaun \_\_\_\_\_ 2008,09,10,11  
 Prescott, Robert \_\_\_\_\_ 1956,57,58  
 Price, Derek \_\_\_\_\_ 1994,95  
 Price, Ken \_\_\_\_\_ 1968,70  
 Pritchard, Irving \_\_\_\_\_ 1893  
 Pryor, Richard \_\_\_\_\_ 1984,85,86  
 Pryor, Shalor \_\_\_\_\_ 1997  
 Pryor, Terrance \_\_\_\_\_ 2011  
 Pugh, Jevon \_\_\_\_\_ 2007  
 Puk, J. J. \_\_\_\_\_ 1986,87  
 Pudder, Emery \_\_\_\_\_ 1960,61  
 Purdy, Matt \_\_\_\_\_ 1992,93,94,95  
 Pyles, Arthur \_\_\_\_\_ 1917,19

**-Q-**

Quartaro, Nick \_\_\_\_\_ 1974,75,76  
 Quast, Brad \_\_\_\_\_ 1986,87,88,89  
 Quest, Matt \_\_\_\_\_ 1992,93

**-R-**

Radloff, Fred \_\_\_\_\_ 1932,33,34  
 Ragaini, Nico \_\_\_\_\_ 2019  
 Raih, David \_\_\_\_\_ 2002  
 Raitt, Travis \_\_\_\_\_ 1998  
 Randolph, Alvin \_\_\_\_\_ 1964,65  
 Rastetter, Colten \_\_\_\_\_ 2017,18,19  
 Rath, Gordon \_\_\_\_\_ 1920  
 Rathjen, Wil \_\_\_\_\_ 2014  
 Rathke, Scott \_\_\_\_\_ 2001  
 Reardon, Bill \_\_\_\_\_ 1993,94,95,96  
 Reardon, Jerry \_\_\_\_\_ 1970,71,72  
 Reardon, Kerry \_\_\_\_\_ 1968,69,70  
 Recher, David \_\_\_\_\_ 1962,63,64  
 Recinos, Miguel \_\_\_\_\_ 2016,17,18  
 Redman, Matt \_\_\_\_\_ 1997  
 Reed, Ronald \_\_\_\_\_ 1916,17,18  
 Reedquist, Lawrence \_\_\_\_\_ 1928,29  
 Rees, Bob \_\_\_\_\_ 1990,91,92  
 Reichardt, Doug \_\_\_\_\_ 1974,75  
 Reichardt, Bill \_\_\_\_\_ 1949,50,51  
 Riechow, Garet \_\_\_\_\_ 1953,54,55  
 Reichow, William \_\_\_\_\_ 1954,55  
 Reid, Brad \_\_\_\_\_ 1977,78,79

Reiff, Brady \_\_\_\_\_ 2017,18,19  
 Reiff, Riley \_\_\_\_\_ 2009,10,11  
 Reilly, Jim \_\_\_\_\_ 1985,86,87,88  
 Reilly, Mike \_\_\_\_\_ 1961,62,63  
 Reinhardt, Franklin \_\_\_\_\_ 1965  
 Reiners, Randy \_\_\_\_\_ 1997,98,99  
 Reischl, Matt \_\_\_\_\_ 1995,96,97,98  
 Reisen, Jacob \_\_\_\_\_ 2012  
 Reisner, Allen \_\_\_\_\_ 2007,08,09,10  
 Reister, Harold \_\_\_\_\_ 1951,52  
 Render, Keegan \_\_\_\_\_ 2015,16,17,18  
 Renn, Tom \_\_\_\_\_ 1976,77,79  
 Repass, Maurice \_\_\_\_\_ 1910  
 Restelli, William \_\_\_\_\_ 1964,65  
 Revak, Tom \_\_\_\_\_ 2003  
 Reynolds, Robert \_\_\_\_\_ 1947  
 Reynolds, Ross \_\_\_\_\_ 2016,17,18  
 Ricciardulli, Tony \_\_\_\_\_ 1980  
 Rice, George \_\_\_\_\_ 1951,52,53  
 Rice, Harry \_\_\_\_\_ 1925,26  
 Rich, Fred \_\_\_\_\_ 1974  
 Richards, Joe \_\_\_\_\_ 1933,34  
 Richardson, Burt \_\_\_\_\_ 1991  
 Richardson, Dace \_\_\_\_\_ 2005,06,09  
 Rickards, Robbertto \_\_\_\_\_ 1999,2000  
 Riddle, Fred \_\_\_\_\_ 1962,63  
 Ridley, Sean \_\_\_\_\_ 1987  
 Rigg, George \_\_\_\_\_ 1892  
 Rigney, Frank \_\_\_\_\_ 1955,56,57  
 Rigrup, Keith \_\_\_\_\_ 1997  
 Riley, Donald \_\_\_\_\_ 1949,50,51  
 Riley, Tom \_\_\_\_\_ 1980  
 Rinderknecht, Reed \_\_\_\_\_ 1991  
 Ringer, William \_\_\_\_\_ 1960  
 Ritchie, Joe \_\_\_\_\_ 1971  
 Roberson, Ernie \_\_\_\_\_ 1971,72,73  
 Roberts, Fred \_\_\_\_\_ 1927,28,29  
 Roberts, Jay \_\_\_\_\_ 1962,63  
 Roberts, Jermire \_\_\_\_\_ 2002,03  
 Roberts, Terry \_\_\_\_\_ 2019  
 Robertson, Cornelius \_\_\_\_\_ 1983  
 Robinson, Adam \_\_\_\_\_ 2009,10  
 Robinson, Damien \_\_\_\_\_ 1993,94,95,96  
 Robinson, Derreck \_\_\_\_\_ 2001,02,03,04  
 Robinson, Leonard \_\_\_\_\_ 1893  
 Robshaw, James \_\_\_\_\_ 1962  
 Roby, Reggie \_\_\_\_\_ 1979,80,81,82  
 Rockwood, Merle \_\_\_\_\_ 1904,05,06  
 Rodawig, Don \_\_\_\_\_ 1925  
 Rodgers, Matt \_\_\_\_\_ 1988,89,90,91  
 Roehlk, Jon \_\_\_\_\_ 1980,81,82,83  
 Rogers, Alexander \_\_\_\_\_ 1930,31  
 Rogers, Alfred \_\_\_\_\_ 1893  
 Rogers, Brad \_\_\_\_\_ 2010,11,12  
 Rogers, Felton \_\_\_\_\_ 1960,61  
 Rogers, Lonnie \_\_\_\_\_ 1961,62,63  
 Rogers, Matt \_\_\_\_\_ 1998  
 Rogge, George \_\_\_\_\_ 1929,30  
 Roland, Charles \_\_\_\_\_ 1965,66  
 Rollins, Brian \_\_\_\_\_ 1971,72,73  
 Rollins, Vernon \_\_\_\_\_ 1995,96,97,99  
 Romano, Todd \_\_\_\_\_ 1992,93,94,95  
 Romey, Richard \_\_\_\_\_ 1923,24,25  
 Rook, Robert \_\_\_\_\_ 1933

Roos, Nate \_\_\_\_\_ 2005  
 Rose, Bill \_\_\_\_\_ 1970  
 Rose, Derek \_\_\_\_\_ 1996,97,98  
 Rose, Kenneth \_\_\_\_\_ 1944  
 Ross, Bill \_\_\_\_\_ 1978  
 Ross, Brady \_\_\_\_\_ 2016,17,18,19  
 Ross, Thomas \_\_\_\_\_ 1966  
 Roth, Matt \_\_\_\_\_ 2001,02,03,04  
 Rothwell, Eric \_\_\_\_\_ 2003  
 Roussell, Mark \_\_\_\_\_ 1992,93,94  
 Rowell, Chris \_\_\_\_\_ 2008,09  
 Ruck, Fred \_\_\_\_\_ 1949,50,51  
 Rudock, Jake \_\_\_\_\_ 2013,14  
 Rudolph, John \_\_\_\_\_ 1987  
 Rugamba, Manny \_\_\_\_\_ 2016,17  
 Ruhland, Matt \_\_\_\_\_ 1988,89,90  
 Rusk, Tom \_\_\_\_\_ 1975,76,77,78  
 Runta, Jerry \_\_\_\_\_ 1977  
 Russell, Fred \_\_\_\_\_ 2001,02,03  
 Russo, Robert \_\_\_\_\_ 1960  
 Ryan, Karlin \_\_\_\_\_ 1963,64,65  
 Ryan, Ron \_\_\_\_\_ 1988,90  
 Ryther, Bryan \_\_\_\_\_ 2006

**-S-**

Sabers, Michael \_\_\_\_\_ 2007,08  
 Saidat, Ed \_\_\_\_\_ 1998,99  
 Salter, Bob \_\_\_\_\_ 1973,74,75  
 Sambo, Mike \_\_\_\_\_ 1974,77  
 Sampson, Martin \_\_\_\_\_ 1889,90  
 Samuelson, Loe \_\_\_\_\_ 1931,32  
 Sandeman, Colin \_\_\_\_\_ 2007,08,09,10  
 Sanders, Bob \_\_\_\_\_ 2000,01,02,03  
 Sanford, Allen \_\_\_\_\_ 1889,90,91,92  
 Sangster, James \_\_\_\_\_ 1950,51  
 Sangster, William \_\_\_\_\_ 1943  
 Sansen, Oliver \_\_\_\_\_ 1929,30,31  
 Santos, Moses \_\_\_\_\_ 1988,89,90,91  
 Sapp, Benny \_\_\_\_\_ 2000,01  
 Sargent, Mekhi \_\_\_\_\_ 2018,19  
 Sash, Tyler \_\_\_\_\_ 2008,09,10  
 Saunders, Eddie \_\_\_\_\_ 1972  
 Saunders, Mike \_\_\_\_\_ 1988,89,90,91  
 Sawin, John \_\_\_\_\_ 1958,59  
 Sawyer, Emmett \_\_\_\_\_ 1952  
 Sawyer, Prince \_\_\_\_\_ 1892,93,94  
 Scanlon, George \_\_\_\_\_ 1918  
 Scantlebury, Wilbur \_\_\_\_\_ 1923,24  
 Schaefer, Alan \_\_\_\_\_ 1970,71  
 Schammel, Francis \_\_\_\_\_ 1932,33  
 Scheel, Jay \_\_\_\_\_ 2016  
 Schenk, Albert \_\_\_\_\_ 1966,68  
 Scherff, Brandon \_\_\_\_\_ 2011,12,13,14  
 Schick, Dave \_\_\_\_\_ 1975  
 Schilling, Scott \_\_\_\_\_ 1978,79,80  
 Schirmer, John \_\_\_\_\_ 1923,24,25  
 Schleusner, Vincent \_\_\_\_\_ 1927,28  
 Schlicher, Kyle \_\_\_\_\_ 2004,05,06  
 Schlickman, Greg \_\_\_\_\_ 1978  
 Schmidt, Christian \_\_\_\_\_ 1932  
 Schmidt, Marvin \_\_\_\_\_ 1926,27  
 Schmidt, Rick \_\_\_\_\_ 1984,85,86  
 Schmidt, Ryan \_\_\_\_\_ 2019  
 Schmitt, Bob \_\_\_\_\_ 1987,88

Schneidman, Herman \_\_\_\_\_ 1932,34  
 Schnoor, Marcus \_\_\_\_\_ 2002,03,05  
 Schooley, Philip \_\_\_\_\_ 1965  
 Schoonover, Bill \_\_\_\_\_ 1970,71  
 Schott, Kyler \_\_\_\_\_ 2019  
 Schuette, Alan \_\_\_\_\_ 1969  
 Schulte, Austin \_\_\_\_\_ 2019  
 Schultz, Bill \_\_\_\_\_ 1973,74,75,76  
 Schultz, Dan \_\_\_\_\_ 1976  
 Schulze, Andrew \_\_\_\_\_ 2007,08,09,10  
 Schuster, Joe \_\_\_\_\_ 1983,84,86,87  
 Schweizer, Edsel \_\_\_\_\_ 1942  
 Schwin, Frederick \_\_\_\_\_ 1903,04,05  
 Schwind, Mike \_\_\_\_\_ 1992  
 Scott, Doug \_\_\_\_\_ 1991  
 Scott, Homer \_\_\_\_\_ 1916,18  
 Scott, William \_\_\_\_\_ 1958  
 Sears, Rod \_\_\_\_\_ 1976,77  
 Secl, William \_\_\_\_\_ 1933,34,35  
 Seidel, Aaron \_\_\_\_\_ 1907,08  
 Seidel, Earl \_\_\_\_\_ 1905  
 Sennott, Tim \_\_\_\_\_ 1983,84,85  
 Senters, Travis \_\_\_\_\_ 1997,98,99  
 Serama, Ted \_\_\_\_\_ 1995,96  
 Sessi, Geno \_\_\_\_\_ 1957  
 Sether, Scott \_\_\_\_\_ 1992,93  
 Sgro, Dominick \_\_\_\_\_ 1957  
 Shada, Adam \_\_\_\_\_ 2004,05,06,07  
 Shakoor, Damani \_\_\_\_\_ 1994,95  
 Shambaugh, George \_\_\_\_\_ 1892  
 Shannon, Noah \_\_\_\_\_ 2019  
 Shaw, Cedric \_\_\_\_\_ 1976,77,78,79  
 Shaw, Sedrick \_\_\_\_\_ 1993,94,95,96  
 Shay, Zach \_\_\_\_\_ 1998  
 Sheehan, Dan \_\_\_\_\_ 1943,45  
 Sheeler, Ernie \_\_\_\_\_ 1975,76,77  
 Sheets, Wallace \_\_\_\_\_ 1956  
 Sheldon, Thad \_\_\_\_\_ 1998,99  
 Shelton, Adolphus \_\_\_\_\_ 2002,05  
 Sherlock, Kevin \_\_\_\_\_ 2005  
 Sherman, Matt \_\_\_\_\_ 1994,95,96,97  
 Sherman, Robert \_\_\_\_\_ 1962,63  
 Shipanick, Donald \_\_\_\_\_ 1958,59  
 Shoaf, James \_\_\_\_\_ 1946,47,48  
 Shoener, Harold \_\_\_\_\_ 1946,47  
 Shoener, Herbert \_\_\_\_\_ 1946,47  
 Shrader, ? \_\_\_\_\_ 1898  
 Shuck, Terry \_\_\_\_\_ 1954,55  
 Shudak, Caleb \_\_\_\_\_ 2019  
 Shumpert, Don \_\_\_\_\_ 2010,12,13  
 Shuttlesworth, V. Craven \_\_\_\_\_  
 \_\_\_\_\_ 1920,21,22  
 Sibert, Mike \_\_\_\_\_ 1992  
 Siberts, Frank \_\_\_\_\_ 1900,01,02  
 Sibery, Donald \_\_\_\_\_ 1967,69  
 Signor, Austin \_\_\_\_\_ 2006,07  
 Simmons, Don \_\_\_\_\_ 1935,36  
 Simmons, Eric \_\_\_\_\_ 2014,15  
 Simmons, Marques \_\_\_\_\_ 2004,05  
 Simmons, Ozzie \_\_\_\_\_ 1934,35,36  
 Simms, Dave \_\_\_\_\_ 1970,71,72  
 Simons, Obern \_\_\_\_\_ 1945  
 Simonsen, Todd \_\_\_\_\_ 1978,79,80,81  
 Simpson, Gary \_\_\_\_\_ 1963,64,65

Sims, Bob \_\_\_\_\_ 1971,72  
 Sims, Damian \_\_\_\_ 2004,05,06,07  
 Sims, Ken \_\_\_\_\_ 1983,84,85,86  
 Sindlinger, Mark \_ 1983,84,85,86  
 Sistrunk, Dwight \_\_\_\_ 1986,87  
 Six, Norman \_\_\_\_\_ 1954,55  
 Skelley, Ike \_\_\_\_\_ 1926  
 Skillett, Jeff \_\_\_\_\_ 1988,89,90,91  
 Skogman, Kyle \_\_\_\_\_ 1970,72,73  
 Skradis, Bryan \_\_\_\_ 1977,78,79,81  
 Slater, Duke \_\_\_\_\_ 1918,19,20,21  
 Slattery, Joe \_\_\_\_\_ 1998,99  
 Sleep-Dalton, Michael \_\_\_\_ 2019  
 Sleeper, Colin \_\_\_\_\_ 2011,12  
 Slowik, Eric \_\_\_\_\_ 1991  
 Slutzker, Scott \_\_\_\_ 1992,93,94,95  
 Smeltzer, Charles \_\_\_\_\_ 1890  
 Smiley, Keaton \_\_\_\_\_ 1985,86,88  
 Smith, Arthur \_\_\_\_\_ 1889,90  
 Smith, Bob \_\_\_\_\_ 1946,47  
 Smith, Brandon \_\_\_\_\_ 2018,19  
 Smith, Cameron \_\_\_\_\_ 2000  
 Smith, Chris \_\_\_\_\_ 2000,01,02,03  
 Smith, Don \_\_\_\_\_ 1926,27  
 Smith, Earl \_\_\_\_\_ 1953,54,55  
 Smith, Frederick \_\_\_\_ 1937,38  
 Smith, Gavin \_\_\_\_\_ 2013  
 Smith, Jerminic \_\_\_\_\_ 2015,16  
 Smith, John \_\_\_\_\_ 1976  
 Smith, John James \_\_\_\_\_ 1946  
 Smith, Leroy \_\_\_\_\_ 1989,90,91  
 Smith, Narty \_\_\_\_\_ 1973  
 Smith, Nelson \_\_\_\_\_ 1944,45  
 Smith, Paul \_\_\_\_\_ 1925,26  
 Smith, P. B. \_\_\_\_\_ 1901  
 Smith, Robert \_\_\_\_ 1983,84,85,86  
 Smith, Sean \_\_\_\_\_ 1988,90  
 Smith, Tevaun \_\_\_\_ 2012,13,14,15  
 Smith, Tom \_\_\_\_\_ 1969  
 Smith, William \_\_\_\_\_ 1965,66,67  
 Smith, Willie Ray \_\_\_\_\_ 1962  
 Smith-Marsette, Ihmir 2017,18,19  
 Snider, Herman \_\_\_\_\_ 1938,39,40  
 Snook, Gary \_\_\_\_\_ 1963,64,65  
 Snyder, Brandon \_\_\_\_\_ 2015,16  
 Snyder, Robert \_\_\_\_\_ 1944,47,48  
 Sobieski, Ben \_\_\_\_ 1997,98, 2001,02  
 Sodergren, Chuck \_\_\_\_ 1976,77  
 Soliday, Jason \_\_\_\_\_ 1990  
 Solomon, Clinton \_\_\_\_ 2002,04,05  
 Solomon, Richard \_\_\_\_ 1969,70,71  
 Somodi, Richard \_\_\_\_\_ 1965,66  
 Sorensen, Robert \_\_\_\_\_ 1964  
 Spaan, James \_\_\_\_\_ 1958  
 Spading, Kyle \_\_\_\_\_ 2009  
 Spanjers, Peter \_\_\_\_\_ 1950,51,52  
 Speaker, John \_\_\_\_\_ 1974  
 Spearman, Reggie \_\_\_\_ 2013,14  
 Spears, Melvin \_\_\_\_\_ 2015  
 Spievey, Amari \_\_\_\_\_ 2008,09  
 Spitzig, Kevin \_\_\_\_ 1980,81,83,84  
 Spranger, Mark \_\_\_\_\_ 1984,85,86  
 Spurbeck, Wayne \_\_\_\_\_ 1945  
 Staak, John \_\_\_\_\_ 1941,42

Staggs, Steven \_\_\_\_\_ 2011,12  
 Stanley, Nate \_\_\_\_\_ 2017,18,19  
 Stanton, James \_\_\_\_\_ 1895,96  
 Stanzi, Ricky \_\_\_\_\_ 2008,09,10  
 Station, Larry \_\_\_\_ 1982,83,84,85  
 Stauss, William \_\_\_\_\_ 1940,41,42  
 Stearnes, Robert \_ 1951,52,53,54  
 Stech, Roger \_\_\_\_\_ 1974,75,77  
 Steen, Grant \_\_\_\_\_ 2000,01,02,03  
 Steinbach, Eric \_\_\_\_ 1999,2000,01,02  
 Steinbrecher, Kyle \_\_\_\_\_ 2011  
 Steinke, Dan \_\_\_\_\_ 1974  
 Stenlar, Tom \_\_\_\_\_ 1981  
 Stepanek, Richard \_\_\_\_ 1967,68,69  
 Stephens, Roger \_\_\_\_\_ 1943  
 Stevenson, Mike \_\_\_\_\_ 1978  
 Stewart, Tony \_\_\_\_ 1987,88,89,90  
 Stewart, Walter \_\_\_\_\_ 1907,08,09  
 Stiles, Frank \_\_\_\_\_ 1891,92  
 Stockdale, Matt 1998,99,2000,01  
 Stoik, Tony \_\_\_\_\_ 1969  
 Stoltenberg, Walter \_\_\_\_\_ 1904  
 Stone, Andrew \_\_\_\_\_ 2015  
 Stone, Geno \_\_\_\_\_ 2017,18,19  
 Stoops, Bobby \_\_\_\_ 1979,80,81,82  
 Stoops, Mark \_\_\_\_\_ 1987,88,89  
 Stoops, Mike \_\_\_\_\_ 1981,83,84  
 Streff, Jack \_\_\_\_\_ 1904,05,06  
 Strobel, Dave \_\_\_\_\_ 1981,82,84  
 Stross, Trey \_\_\_\_\_ 2006,07,08,09  
 Stutsman, Isaac \_\_\_\_\_ 1907,08  
 Stutsman, John \_\_\_\_\_ 1931,32  
 Subbert, Jackson \_\_\_\_\_ 2018,19  
 Suchy, Donald \_\_\_\_\_ 1954,55,56  
 Suchomel, Todd \_\_\_\_\_ 1980  
 Suess, Phil \_\_\_\_\_ 1978,79,80  
 Sullivan, Eddie \_\_\_\_\_ 1982  
 Sullivan, Robert \_\_\_\_\_ 1946  
 Sullivan, Tim \_\_\_\_\_ 1967,68,70  
 Sunderman, Frank \_\_\_\_ 1971,72  
 Swain, Gary \_\_\_\_\_ 1965  
 Swaney, Harold \_\_\_\_\_ 1931,33  
 Swanson, Jack \_\_\_\_ 2009,10,11,12  
 Swartzendruber, Donald 1950,51  
 Swedberg, Rodger \_ 1953,54,55  
 Swenson, Roger \_\_\_\_\_ 1968  
 Swift, Jim \_\_\_\_\_ 1976,77,78,79  
 Sykes, Joseph \_\_\_\_\_ 1918,20  
 Synhorst, John \_\_\_\_\_ 1918  
 Szykowny, Matthew \_ 1960,61,62

**-T-**

Tarpinian, Jeff \_\_\_\_ 2007,08,09,10  
 Tate, Drew \_\_\_\_\_ 2003,04,05,06  
 Taylor, Miles \_\_\_\_\_ 2014,15,16,17  
 Taylor, Tyrone \_\_\_\_\_ 1986  
 Tedore, John \_\_\_\_\_ 1946,47,48  
 Terlouw, Kyle \_\_\_\_\_ 2015  
 Terrell, Charles \_\_\_\_\_ 1903  
 Terrell, Henry \_\_\_\_\_ 1943  
 Terry, Ryan \_\_\_\_\_ 1992,93,94  
 Teyro, George \_\_\_\_\_ 1932,33,34  
 Theer, Richard \_\_\_\_\_ 1956,57  
 Thein, Rob \_\_\_\_\_ 1996,97,98,99

Thiele, Richard \_\_\_\_\_ 1966  
 Thigpen, Eric \_\_\_\_ 1995,96,97,98  
 Thomas, Brice \_\_\_\_\_ 1928,29  
 Thomas, Charles \_\_\_\_\_ 1895,96  
 Thomas, Floyd \_\_\_\_\_ 1910  
 Thomas, John \_\_\_\_\_ 1977  
 Thomas, Sidney \_\_\_\_ 1972,73,74  
 Thomas, Steve \_\_\_\_\_ 1986,87  
 Thompson, Arthur \_\_\_\_\_ 1906  
 Thompson, Dale \_\_\_\_\_ 1943  
 Thompson, George \_ 1920,21,22  
 Thompson, Rich \_\_\_\_\_ 1976  
 Thorson, Sherwyn \_ 1959,60,61  
 Thurtle, Philp \_\_\_\_\_ 1931  
 Tillison, Lance \_\_\_\_\_ 2007,08,10  
 Tippet, Andre \_\_\_\_\_ 1979,80,81  
 Titley, Michael \_\_\_\_\_ 1989,90  
 Tobin, Matt \_\_\_\_\_ 2011,12  
 Tofson, Duane \_\_\_\_\_ 1955  
 Tollefson, Charles \_\_\_\_ 1938,39,40  
 Tomasetti, Barry \_\_\_\_ 1975,76,77  
 Tompkins, Nelson \_\_\_\_ 1930,31  
 Tompras, George \_\_\_\_\_ 1965  
 Towle, ? \_\_\_\_\_ 1897  
 Towner, John \_\_\_\_\_ 1949,50,51  
 Townsend, James \_\_\_\_\_ 2004  
 Townsend, Orville \_\_\_\_\_ 1965  
 Tracy, Jr., Tyrone \_\_\_\_\_ 2019  
 Trappe, Christoph \_\_\_\_\_ 2000  
 Traynor, John \_\_\_\_\_ 2003  
 Traynor, Pete \_\_\_\_\_ 2000,01,02  
 Treadway, Olen \_\_\_\_\_ 1957,58,59  
 Trickey, Ben \_\_\_\_\_ 1941,42  
 Trickey, James \_\_\_\_\_ 1910,11,12  
 Trickey, Kenneth \_\_\_\_\_ 1931  
 Trinca-Pasat, Louis \_ 2012,13,14  
 Triplett, Dave \_\_\_\_\_ 1970,71  
 Triplett, Orle \_\_\_\_\_ 1916  
 Trippeer, Kyle \_\_\_\_\_ 1998,2000  
 Tucker, Donald \_\_\_\_\_ 1960  
 Tunnell, Emlen \_\_\_\_\_ 1946,47  
 Tupper, William \_\_\_\_\_ 1905  
 Turici, Richard \_\_\_\_\_ 1961,62  
 Turner, Austin \_\_\_\_\_ 1949,50,51  
 Turner, Dave \_\_\_\_\_ 1988,90,91  
 Turner, Josh \_\_\_\_\_ 2018  
 Turner, Milton \_\_\_\_\_ 1978  
 Turner, Stephen \_\_\_\_\_ 1958  
 Tyrrell, William \_\_\_\_\_ 1893  
 Tyson, Demetrius \_\_\_\_\_ 1976

**-U-**

Ucman, Joseph \_\_\_\_\_ 1964  
 Uhlenhake, Clay \_ 1979,80,81,82  
 Uknes, Charles \_\_\_\_\_ 1942  
 Urban, Albert \_\_\_\_\_ 1942  
 Urchek, Mark \_\_\_\_\_ 1972  
 Ure, Samuel \_\_\_\_\_ 1892  
 Uselman, Joe \_\_\_\_\_ 2000,01  
 Usinowicz, Paul \_\_\_\_\_ 1965,66,67

**-V-**

Vacanti, Sam \_\_\_\_\_ 1942  
 Van Briesen, B. J. \_\_\_\_\_ 1999  
 Van Buren, William \_ 1955,60,61  
 Vande Walle, Curtis \_\_\_\_\_ 1965  
 VandeBerg, Matt \_ 2013,14,15,17  
 Vandenberg, James \_\_\_\_\_  
 \_\_\_\_\_ 2009,10,11,12  
 Vandervelde, Julian \_\_\_\_\_  
 \_\_\_\_\_ 2007,08,09,10  
 Vang, Scott \_\_\_\_\_ 1990  
 Van Meter, Harold \_\_\_\_\_ 1912  
 VanOosterhout, Peter \_ 1892,93  
 Van Sloten, Brett \_ 2010,11,12, 13  
 VanValkenburg, Zach \_\_\_\_\_ 2019  
 Vazquez, Steve \_ 1975,76,77,78  
 Veit, Eugene \_\_\_\_\_ 1956,57  
 Vejvoda, Nate \_\_\_\_\_ 2016,19  
 Velicer, Ted \_\_\_\_\_ 1989,90,91,92  
 Verba, Ross \_\_\_\_\_ 1993,94,95,96  
 Vincent, Eddie \_\_\_\_\_ 1953,54,55  
 Vlasic, Mark \_\_\_\_\_ 1984,85,86  
 Vollenweider, Henry \_\_\_\_ 1939,41  
 Voltmer, Carl \_\_\_\_\_ 1926  
 VonLackum, Herman \_ 1911,12  
 VonLackum, John \_\_\_\_\_ 1917  
 Vrieze, Jon \_\_\_\_\_ 1983,84,85,86

**-W-**

Wade, Barrington \_\_\_\_\_ 2018,19  
 Wadley, Akrum \_\_\_\_\_ 2015,16,17  
 Waggoner, John \_\_\_\_\_ 2019  
 Wagler, Scott \_\_\_\_\_ 1935,36  
 Wagnen, Dave \_\_\_\_\_ 1973,74,75  
 Wagner, Steve \_\_\_\_\_ 1976,77,78  
 Wahls, Jason \_\_\_\_\_ 1995  
 Walding, Lynn \_\_\_\_\_ 1975,76  
 Walker, Cornelius \_\_\_\_ 1934,35,36  
 Walker, David \_\_\_\_\_ 2003,05  
 Walker, James \_\_\_\_\_ 1939,40,41  
 Walker, James C. \_\_\_\_ 1895,96,97  
 Walker, James H. \_\_\_\_\_ 1902  
 Walker, Marion \_\_\_\_\_ 1956  
 Walker, Steve \_\_\_\_\_ 1973,74  
 Wallace, Robert \_\_\_\_\_ 1962  
 Wallace, Tom \_\_\_\_\_ 1968  
 Walsh, Jordan \_\_\_\_ 2012,13,14,15  
 Walters, Rod \_\_\_\_ 1972,73,74,75  
 Wanket, Tony \_\_\_\_\_ 1983,84  
 Ward, Brian \_\_\_\_\_ 1978  
 Ward, Kevin \_\_\_\_\_ 2015,16,17  
 Ward, Ryan \_\_\_\_\_ 2014,15,16  
 Ward, Tom \_\_\_\_\_ 1987,88  
 Warner, Joseph \_\_\_\_ 1898,99,1900  
 Warrington, John \_\_\_\_\_ 1930  
 Waschek, Jim \_\_\_\_\_ 1971,72,73  
 Washburn, Roy \_\_\_\_\_ 1905,06  
 Washington, Lester \_ 1972,73,74  
 Washington, Nate \_\_\_\_ 1973,75,76  
 Watkins, David \_\_\_\_\_ 1960,61  
 Watkins, Travis \_\_\_\_\_ 1987,88,89  
 Watters, Bert \_\_\_\_\_ 1899,1900,03  
 Waugh, Harry \_\_\_\_\_ 1943

Webb, Brad \_\_\_\_\_ 1978,79,80,81  
 Webb, Chris \_\_\_\_\_ 1993,94  
 Webb, Cloyd \_\_\_\_\_ 1961,62,63  
 Webb, Ivory \_\_\_\_\_ 1980,81  
 Webb, Scott \_\_\_\_\_ 2000,01,02  
 Webber, Harold \_\_\_\_\_ 1934  
 Weeks, Seth \_\_\_\_\_ 1910  
 Wegher, Brandon \_\_\_\_\_ 2009  
 Wehrle, Roger \_\_\_\_\_ 1963  
 Weiland, Frank \_\_\_\_\_ 1901  
 Weires, Bill \_\_\_\_\_ 1985  
 Weisman, Mark \_\_\_\_\_ 2012,13,14  
 Weiss, Leven \_\_\_\_\_ 1976,77,78,79  
 Welch, Kristian \_\_\_\_\_ 2016,17,18,19  
 Weller, Wendell \_\_\_\_\_ 1945  
 Welk, Steve \_\_\_\_\_ 1973  
 Wellington, Rod \_\_\_\_\_ 1973,74,75  
 Wells, Mike \_\_\_\_\_ 1990,91,92,93  
 Welsh, Sean \_\_\_\_\_ 2014,15,16,17  
 Welt, Anthony \_\_\_\_\_ 1964  
 Wendling, Mike \_\_\_\_\_ 1971,72  
 Werner, Jon \_\_\_\_\_ 1991  
 Wessels, Ladd \_\_\_\_\_ 1989  
 Wester, Herb \_\_\_\_\_ 1984,85,86,87  
 Westhoff, Jeff \_\_\_\_\_ 1995  
 Weston, Lee \_\_\_\_\_ 1965  
 Westra, Peter \_\_\_\_\_ 1927,28,29  
 Wheatley, Austin \_\_\_\_\_ 1997,98,99  
 Whipka, Joe \_\_\_\_\_ 1970  
 Whisler, Bill \_\_\_\_\_ 1959,60,61  
 Whitaker, Matt \_\_\_\_\_ 1990,91,92  
 White, Edward H. \_\_\_\_\_ 1904  
 White, Edward S. \_\_\_\_\_ 1893  
 White, Ike \_\_\_\_\_ 1971,72,73

White, J. D. \_\_\_\_\_ 1989  
 White, Jason \_\_\_\_\_ 2009,10,11  
 White, Roy \_\_\_\_\_ 1904,05,07  
 Wieggers, Tyler \_\_\_\_\_ 2015,17  
 Wiegmann, Casey \_\_\_\_\_ 1993,94,95  
 Wiegmann, Roger \_\_\_\_\_ 1953,54,55  
 Wienke, John \_\_\_\_\_ 2011,12  
 Wiese, Marlin \_\_\_\_\_ 1964  
 Wieting, Nate \_\_\_\_\_ 2016,17,18,19  
 Wildeman, Parker \_\_\_\_\_ 1993,1994  
 Wilder, Clifford \_\_\_\_\_ 1963  
 Wilkes, Troy \_\_\_\_\_ 1989  
 Wilkins, Glen \_\_\_\_\_ 1903  
 Willcox, Alex \_\_\_\_\_ 2004,05,07  
 Willer, James \_\_\_\_\_ 1930  
 Willet, James \_\_\_\_\_ 1956  
 Willey, Dan \_\_\_\_\_ 1977,78,79  
 Williams, Chester \_\_\_\_\_ 1960  
 Williams, Dan \_\_\_\_\_ 2001  
 Williams, Dwayne \_\_\_\_\_ 1979,80  
 Williams, Fred \_\_\_\_\_ 1898  
 Williams, Hermon \_\_\_\_\_ 1894  
 Williams, Jerry \_\_\_\_\_ 1961  
 Williams, Joel \_\_\_\_\_ 1960,61  
 Williams, John \_\_\_\_\_ 1966  
 Williams, Lranzie \_\_\_\_\_ 1951  
 Williams, Louis \_\_\_\_\_ 1962,63,64  
 Williams, Reggie \_\_\_\_\_ 1994,95  
 Williams, Richie \_\_\_\_\_ 2005  
 Williams, Samuel \_\_\_\_\_ 1898,99,1900,01  
 Williams, Tony \_\_\_\_\_ 1965,66,67  
 Williams, Virgil \_\_\_\_\_ 1959  
 Willis, Joe \_\_\_\_\_ 1976,77

Willis, Ernest \_\_\_\_\_ 1914  
 Willock, Richard \_\_\_\_\_ 1995,96,97  
 Wilson, Marcus \_\_\_\_\_ 2006  
 Wilson, Max \_\_\_\_\_ 1913,14,15  
 Wilson, Paul \_\_\_\_\_ 2005  
 Wilson, Robert \_\_\_\_\_ 1949,50,51  
 Wilson, Steve \_\_\_\_\_ 1966,67,68  
 Wilson, Vincent \_\_\_\_\_ 1999  
 Windauer, Bill \_\_\_\_\_ 1969,70,72  
 Winslow, Donald \_\_\_\_\_ 1944,47,48,49  
 Winton, James \_\_\_\_\_ 1960,62  
 Winston, Nate \_\_\_\_\_ 1974,75,76  
 Wirfs, Tristan \_\_\_\_\_ 2017,18,19  
 Wirth, Dan \_\_\_\_\_ 1984,85,86,87  
 Wischmeier, Robert \_\_\_\_\_ 1944  
 Wise, Brian \_\_\_\_\_ 1988,89,90,91  
 Wisnieski, Jon \_\_\_\_\_ 2017  
 Wojan, Steve \_\_\_\_\_ 1974,76,77  
 Woodard, Ralph \_\_\_\_\_ 1945,47,48,49  
 Woodard, Richard \_\_\_\_\_ 1944,46,47,48  
 Woodhouse, Donald A. \_\_\_\_\_ 1949,50  
 Woodhouse, Donald E. \_\_\_\_\_ 1949  
 Woodland, Tom \_\_\_\_\_ 1978  
 Woods, LeVar \_\_\_\_\_ 1998,99,2000  
 Woolston, Frank \_\_\_\_\_ 1891,92  
 Worthy, Kevin \_\_\_\_\_ 2000,01,02,03  
 Wozniak, Ben \_\_\_\_\_ 1978,79  
 Wright, Anthony \_\_\_\_\_ 1986,87,88,89  
 Wright, Ben \_\_\_\_\_ 1964  
 Wright, Benson \_\_\_\_\_ 1891  
 Wright, Charles \_\_\_\_\_ 1897  
 Wyatt, Bernie \_\_\_\_\_ 1959,60,61  
 Wyland, Guido \_\_\_\_\_ 1916

**-Y-**

Yacullo, Mike \_\_\_\_\_ 1981,82  
 Yamini, Bashir \_\_\_\_\_ 1998,99  
 Yanda, Marshal \_\_\_\_\_ 2005,06  
 Yauck, Robert \_\_\_\_\_ 1960,61  
 Yegge, John Paul \_\_\_\_\_ 1926,27  
 Yelton, Bob \_\_\_\_\_ 1942  
 Yocom, Brandt \_\_\_\_\_ 1972,74,75  
 Yoder, Scott \_\_\_\_\_ 1997  
 Youel, James \_\_\_\_\_ 1940,41,42  
 Young, Albert \_\_\_\_\_ 2005,06,07  
 Young, Devonte \_\_\_\_\_ 2016,17,18,19  
 Young, Earl \_\_\_\_\_ 1926,27  
 Young, Harry \_\_\_\_\_ 1971  
 Young, Toren \_\_\_\_\_ 2017,18,19

**-Z-**

Zaehring, Paul \_\_\_\_\_ 1943  
 Zaun, Drew \_\_\_\_\_ 2014  
 Zdzienicki, Chris \_\_\_\_\_ 1997  
 Zender, Robert \_\_\_\_\_ 1947  
 Zinn, Donald \_\_\_\_\_ 1960  
 Ziolkowski, Robert \_\_\_\_\_ 1963,64  
 Zollman, Philip \_\_\_\_\_ 1892  
 Zusevics, Markus \_\_\_\_\_ 2009,10,11





Kinnick Stadium, home for the Iowa football team, served its 90th season of hosting Hawkeye football games in 2019. Currently the 28th largest college owned stadium in the nation (69,250), Kinnick Stadium ranks as one of college football's finest facilities and is routinely filled on Saturdays each fall.

The \$89 million Kinnick Edge project, which was completed prior to the 2019 season, provides enhancements to the north end zone of Kinnick Stadium. The latest upgrade includes over 1,600 indoor and outdoor club seats as part of an entirely new north end zone.

The Kinnick Edge project includes new restrooms, concourse areas, upgraded concession locations and food options, and new videoboards in the north end zone. A new playing surface was also installed prior to the 2019 season.

A two-year, \$90 million restoration and renovation project for the stadium was completed prior to the start of the 2006 season. The project, which was the largest such undertaking ever for Iowa athletics, included an entirely new south end zone and a new press and hospitality facility. The south end zone project, which included new locker rooms, training room and media facilities for the Hawkeye football team on game days, was completed prior to the 2005 season.

The Paul J. Brechler Press Box, a completely new four-level press and hospitality facility, opened for the 2006 season. The facility extends the full length of the west side of the stadium. It includes 47 private viewing suites and over 1,000 club seats.

The south end zone renovation also provided a new entry plaza (Krause Family Plaza) to the south entrance, wider seats throughout most of the stadium, new and upgraded restroom facilities and concession areas, and an upgraded sound system.

Iowa draws sellout crowds for a majority of all home games, including 74 of the last 113 games over the last 18 seasons. Iowa had a sellout streak of 36 straight games snapped in its 2008 home finale.

Iowa ranked 20th in home attendance in 2019 with its average of 65,557, and annually ranks among the top 25 schools in the nation in home attendance. Big Ten Conference football games in 2019 drew over 6.3 million fans, surpassing six million fans for the seventh straight year and eighth time in nine years. The Big Ten annually ranks first or second nationally in home attendance.

Construction on the original 53,000-seat stadium was completed Oct. 5, 1929, at a cost of \$497,151.42. Original construction took six months, but the stadium has undergone several facelifts since. Seats were added to the south end zone in 1956, raising the capacity to 60,000. The north end zone was enclosed and capacity increased to 66,000 prior to the 1983 season. With three expansion projects completed since that time, the seating capacity at Kinnick Stadium reached 70,585. Kinnick Stadium has 20 miles of bleacher seats and is 79 rows high on each side. The seating upgrades that were part of the Kinnick Edge project reduced the current capacity to 69,250.

Beside the expansions, an artificial surface was installed in 1972. That carpet was replaced in 1981. Prior to the 1989 season a natural grass playing field, Prescription Athletic Turf, was installed. The playing surface was replaced with new sod prior to 1997 and 2005.

The playing surface was replaced prior to the 2009 season, this time with state-of-the-art Field Turf, and replaced again prior to the 2017 and 2019 seasons. Permanent practice lights were installed prior to the 2012 season and upgraded to provide broadcast-quality lighting prior to the 2015 season.

The playing surface in Kinnick Stadium in 2017 featured an Iowa logo for the first time since the conclusion of the 1980 football season, as the Tigerhawk was installed at midfield. The stadium playing surface was without a University logo since a block "I" adorned the center of the field from 1972 through 1980. Artificial turf was first installed prior to the 1972 season and the block "I" appeared at midfield until a new surface was installed prior to the 1981 season, without a logo at midfield.



The original five floor press box was constructed in 1958 at a cost of \$490,628.62, and was located between the 25 yard lines on the west side of the stadium. Between 1995 and 1999, the Kinnick Stadium press box underwent a \$3 million improvement and renovation project, which included the addition of 18 private viewing suites and the remodeling of all five levels. The original press box was demolished in December, 2005.

Spectators attending home games of the Iowa Hawkeyes enjoy all the benefits of watching a game on television, thanks to the installation of all new and expanded video boards and scoreboards prior to the 2013 season. The \$9 million upgrade included large scale, HD video display units, which offer spectators live game action, instant replays and other features. In addition to the expanded main board in the south end zone, two additional video boards and a video ribbon were added to the south end zone. Upgraded scoreboards were put in place prior to the 2019 season, with a large jumbotron on the north end matching the south end.

Kinnick Stadium has a rich history, beginning with a 46-0 Hawkeye win over Monmouth in the facility's first game. The Hawkeyes tied Illinois 7-7 in the dedication game Oct. 19, 1929.

In 1972, the name was changed from Iowa Stadium to Kinnick Stadium in honor of Iowa's 1939 Heisman Trophy winner, Nile Kinnick. His No. 24 jersey was retired by the school due to his success as a scholar-athlete at the University.

Iowa's all time record in Kinnick Stadium is 295-187-15. Iowa's longest home winning streak of 22 games spanned the 2002 to 2005 seasons. The Hawkeyes have had 12 undefeated home seasons, including 2003, 2004 and 2015. Iowa posted a 6-1 home record in 2002, 2008, 2009, 2011 and 2019.

The school's all-time home total attendance record was set in 2006 (494,095 fans) and matched in both 2010 and 2011. The average per game record (70,585) was established in 2005 and matched in 2006, 2007, 2010 and 2011. Iowa's record season attendance mark for all games is 905,840 set in 1990, a 75,487 per game average.

### KINNICK STADIUM YEAR-BY-YEAR ATTENDANCE

| Year | Home<br>Total | Home<br>Avg. | Season<br>Total | Season<br>Avg. | Year | Home<br>Total | Home<br>Avg. | Season<br>Total | Season<br>Avg. |
|------|---------------|--------------|-----------------|----------------|------|---------------|--------------|-----------------|----------------|
| 1929 | n/a           |              |                 |                | 1975 | 320,690       | 53,448       | 531,319         | 48,302         |
| 1930 | n/a           |              |                 |                | 1976 | 267,327       | 53,465       | 614,382         | 55,853         |
| 1931 | n/a           |              |                 |                | 1977 | 377,410       | 53,916       | 651,869         | 59,261         |
| 1932 | n/a           |              |                 |                | 1978 | 319,289       | 53,214       | 595,281         | 54,116         |
| 1933 | n/a           |              |                 |                | 1979 | 358,245       | 59,708       | 674,581         | 61,326         |
| 1934 | 84,000        | 28,000       | 195,500         | 24,438         | 1980 | 359,750       | 59,958       | 668,008         | 60,728         |
| 1935 | 116,000       | 23,200       | 193,000         | 24,125         | 1981 | 360,381       | 60,064       | 801,550         | 66,796         |
| 1936 | 64,000        | 16,000       | 186,200         | 23,275         | 1982 | 297,766       | 59,553       | 692,455         | 57,705         |
| 1937 | n/a           |              |                 |                | 1983 | 330,610       | 66,122       | 879,338         | 73,278         |
| 1938 | 64,000        | 16,000       | 152,000         | 19,000         | 1984 | 396,784       | 66,131       | 764,793         | 58,830         |
| 1939 | 129,500       | 32,375       | 234,500         | 29,313         | 1985 | 396,773       | 66,129       | 827,795         | 68,983         |
| 1940 | 106,700       | 26,675       | 262,730         | 32,837         | 1986 | *472,041      | 67,434       | 852,604         | 71,050         |
| 1941 | 88,200        | 29,400       | 199,539         | 24,942         | 1987 | 338,500       | 67,700       | 769,187         | 59,168         |
| 1942 | 110,400       | 15,771       | 179,043         | 17,904         | 1988 | 406,200       | 67,700       | 773,190         | 59,476         |
| 1943 | 41,200        | 10,300       | 106,849         | 12,831         | 1989 | 406,200       | 67,700       | 680,171         | 61,834         |
| 1944 | 42,200        | 10,550       | 111,056         | 13,882         | 1990 | 414,349       | 69,058       | *905,840        | *75,487        |
| 1945 | 64,100        | 16,025       | 212,502         | 23,611         | 1991 | 420,424       | 70,071       | 772,358         | 64,363         |
| 1946 | 197,811       | 39,562       | 384,191         | 42,688         | 1992 | 420,234       | 70,039       | 797,025         | 66,419         |
| 1947 | 187,844       | 46,961       | 488,752         | 54,306         | 1993 | 403,842       | 67,307       | 746,480         | 62,207         |
| 1948 | 212,708       | 42,542       | 356,542         | 39,616         | 1994 | 409,516       | 68,253       | 691,637         | 62,876         |
| 1949 | 218,021       | 43,604       | 356,352         | 39,594         | 1995 | 410,226       | 68,371       | 804,265         | 67,022         |
| 1950 | 222,921       | 44,584       | 456,473         | 50,719         | 1996 | 416,425       | 69,404       | 741,004         | 61,750         |
| 1951 | 157,883       | 39,471       | 392,563         | 43,618         | 1997 | 405,788       | 67,631       | 824,701         | 68,725         |
| 1952 | 181,164       | 45,291       | 349,467         | 38,829         | 1998 | 409,981       | 68,330       | 644,541         | 58,595         |
| 1953 | 211,109       | 42,222       | 406,570         | 45,174         | 1999 | 380,786       | 63,464       | 711,744         | 64,704         |
| 1954 | 245,421       | 49,084       | 491,608         | 54,623         | 2000 | 366,737       | 61,123       | 688,495         | 57,375         |
| 1955 | 201,072       | 50,268       | 545,025         | 60,558         | 2001 | 387,987       | 64,665       | 687,476         | 57,290         |
| 1956 | 306,478       | 51,079       | 534,550         | 53,455         | 2002 | 452,498       | 64,643       | 872,788         | 67,138         |
| 1957 | 203,709       | 50,927       | 500,856         | 55,651         | 2003 | 460,584       | 65,798       | 896,753         | 68,891         |
| 1958 | 329,673       | 54,912       | 630,262         | 63,026         | 2004 | 422,382       | 70,397       | 896,171         | 74,681         |
| 1959 | 279,400       | 55,880       | 518,894         | 57,655         | 2005 | 423,510       | *70,585      | 831,425         | 69,285         |
| 1960 | 264,100       | 52,820       | 506,590         | 56,288         | 2006 | 494,095       | *70,585      | 846,690         | 65,130         |
| 1961 | 290,250       | 58,050       | 516,360         | 57,373         | 2007 | 423,510       | *70,585      | 814,403         | 67,867         |
| 1962 | 281,216       | 56,212       | 478,828         | 53,203         | 2008 | 491,186       | 70,169       | 834,519         | 64,194         |
| 1963 | 230,200       | 57,550       | 463,096         | 57,887         | 2009 | 491,499       | 70,214       | 979,944         | 75,380         |
| 1964 | 266,391       | 53,278       | 483,697         | 53,744         | 2010 | 494,095       | *70,585      | 859,122         | 66,086         |
| 1965 | 263,700       | 52,740       | 513,198         | 51,319         | 2011 | 494,095       | *70,585      | 880,168         | 67,705         |
| 1966 | 278,628       | 46,438       | 498,688         | 49,869         | 2012 | 493,315       | 70,474       | 813,426         | 73,948         |
| 1967 | 241,993       | 48,399       | 506,550         | 50,655         | 2013 | 469,872       | 67,125       | 866,912         | 66,686         |
| 1968 | 294,126       | 49,021       | 473,811         | 47,381         | 2014 | 472,584       | 67,512       | 762,818         | 58,678         |
| 1969 | 301,287       | 50,218       | 504,083         | 50,408         | 2015 | 441,992       | 63,142       | 925,382         | 66,099         |
| 1970 | 248,643       | 49,728       | 490,438         | 49,043         | 2016 | 487,591       | 69,656       | 766,321         | 58,948         |
| 1971 | 233,150       | 46,630       | 569,876         | 51,807         | 2017 | 464,357       | 66,337       | 847,399         | 65,185         |
| 1972 | 220,833       | 44,166       | 537,504         | 48,864         | 2018 | 476,302       | 68,043       | 804,804         | 61,908         |
| 1973 | 217,846       | 43,569       | 616,884         | 56,080         | 2019 | 458,987       | 65,557       | 841,167         | 64,705         |
| 1974 | 291,600       | 48,600       | 571,185         | 51,926         |      |               |              |                 |                |

\*indicates Iowa record

**Largest Home Crowds***Following 1990 expansion*

| Attend. | Opponent           | Date     |
|---------|--------------------|----------|
| 70,585  | Michigan           | 11/12/16 |
| 70,585  | Wisconsin          | 10/22/16 |
| 70,585  | North Dakota State | 9/17/16  |
| 70,585  | Iowa State         | 9/10/16  |
| 70,585  | Minnesota          | 11/14/15 |
| 70,585  | Iowa State         | 9/13/14  |
| 70,585  | Michigan State     | 11/12/11 |
| 70,585  | Michigan           | 11/5/11  |
| 70,585  | Indiana            | 10/22/11 |
| 70,585  | Northwestern       | 10/15/11 |
| 70,585  | Louisiana-Monroe   | 9/24/11  |
| 70,585  | Pittsburgh         | 9/17/11  |
| 70,585  | Tennessee Tech     | 9/8/11   |
| 70,585  | Ohio State         | 11/20/10 |
| 70,585  | Michigan State     | 10/30/10 |
| 70,585  | Wisconsin          | 10/23/10 |
| 70,585  | Penn State         | 10/2/10  |
| 70,585  | Ball State         | 9/25/10  |
| 70,585  | Iowa State         | 9/11/10  |
| 70,585  | Eastern Illinois   | 9/04/10  |
| 70,585  | Minnesota          | 11/21/09 |
| 70,585  | Northwestern       | 11/7/09  |
| 70,585  | Indiana            | 10/31/09 |
| 70,585  | Michigan           | 10/10/09 |
| 70,585  | Arizona            | 9/19/09  |
| 70,585  | Penn State         | 11/8/08  |
| 70,585  | Wisconsin          | 10/18/08 |
| 70,585  | Northwestern       | 9/27/08  |
| 70,585  | Iowa State         | 9/13/08  |
| 70,585  | FL International   | 9/6/08   |
| 70,585  | Maine              | 8/30/08  |
| 70,585  | Western Michigan   | 11/17/07 |
| 70,585  | Minnesota          | 11/10/07 |
| 70,585  | Michigan State     | 10/27/07 |
| 70,585  | Illinois           | 10/13/07 |
| 70,585  | Indiana            | 9/29/07  |
| 70,585  | Syracuse           | 9/8/07   |
| 70,585  | Wisconsin          | 11/11/06 |
| 70,585  | Northwestern       | 11/4/06  |
| 70,585  | Northern Illinois  | 10/28/06 |
| 70,585  | Purdue             | 10/7/06  |
| 70,585  | Ohio State         | 9/30/06  |
| 70,585  | Iowa State         | 9/16/06  |
| 70,585  | Montana            | 9/2/06   |
| 70,585  | Minnesota          | 11/19/05 |
| 70,585  | Michigan           | 10/22/05 |
| 70,585  | Indiana            | 10/15/05 |
| 70,585  | Illinois           | 10/1/05  |
| 70,585  | Northern Iowa      | 9/17/05  |
| 70,585  | Ball State         | 9/3/05   |
| 70,397  | Wisconsin          | 11/20/04 |
| 70,397  | Purdue             | 11/6/04  |
| 70,397  | Ohio State         | 10/16/04 |
| 70,397  | Michigan State     | 10/2/04  |
| 70,397  | Iowa State         | 9/11/04  |
| 70,397  | Kent State         | 9/4/04   |
| 70,397  | Minnesota          | 11/15/03 |
| 70,397  | Illinois           | 11/1/03  |
| 70,397  | Penn State         | 10/25/03 |

| Attend. | Opponent       | Date     |
|---------|----------------|----------|
| 70,397  | Michigan       | 10/4/03  |
| 70,397  | Arizona State  | 9/20/03  |
| 70,397  | Wisconsin      | 11/2/02  |
| 70,397  | Iowa State     | 9/14/02  |
| 70,397  | Michigan       | 10/27/01 |
| 70,397  | Iowa State     | 9/16/00  |
| 70,397  | Nebraska       | 9/4/99   |
| 70,397  | Wisconsin      | 10/24/98 |
| 70,397  | Northwestern   | 10/10/98 |
| 70,397  | Michigan       | 10/3/98  |
| 70,397  | Iowa State     | 9/12/98  |
| 70,397  | Purdue         | 11/1/97  |
| 70,397  | Illinois       | 9/29/97  |
| 70,397  | Northwestern   | 11/9/96  |
| 70,397  | Ohio State     | 10/26/96 |
| 70,397  | Michigan State | 10/5/96  |
| 70,397  | Iowa State     | 9/14/96  |
| 70,397  | Illinois       | 11/4/95  |
| 70,397  | Penn State     | 10/21/95 |
| 70,397  | Northern Iowa  | 9/9/95   |
| 70,397  | Michigan       | 10/1/94  |
| 70,397  | Iowa State     | 9/10/94  |
| 70,397  | Illinois       | 10/16/93 |
| 70,397  | Penn State     | 9/18/93  |
| 70,397  | Ohio State     | 10/31/92 |
| 70,397  | Purdue         | 10/24/92 |
| 70,397  | Wisconsin      | 10/10/92 |
| 70,397  | Iowa State     | 9/12/92  |
| 70,397  | Miami (FL)     | 9/5/92   |
| 70,389  | Iowa State     | 9/22/90  |

**Largest Home Crowds***Prior to 1990 expansion*

| Attend. | Opponent       | Date     |
|---------|----------------|----------|
| 67,700  | Minnesota      | 11/25/89 |
| 67,700  | Illinois       | 11/4/89  |
| 67,700  | Michigan       | 10/21/89 |
| 67,700  | Michigan State | 10/7/89  |
| 67,700  | Tulsa          | 9/30/89  |
| 67,700  | Oregon         | 9/16/89  |
| 67,700  | Ohio State     | 11/12/88 |
| 67,700  | Northwestern   | 11/5/88  |
| 67,700  | Michigan       | 10/15/88 |
| 67,700  | Wisconsin      | 10/8/88  |
| 67,700  | Iowa State     | 9/24/88  |
| 67,700  | Colorado       | 9/17/88  |
| 67,700  | Minnesota      | 11/21/87 |
| 67,700  | Indiana        | 10/31/87 |
| 67,700  | Purdue         | 10/24/87 |
| 67,700  | Michigan State | 10/3/87  |
| 67,700  | Kansas State   | 9/26/87  |
| 67,700  | Wisconsin      | 10/11/86 |
| 67,700  | Iowa State     | 9/13/86  |

**Largest Home Crowds***Prior to 1983 expansion*

| Attend. | Opponent       | Date     |
|---------|----------------|----------|
| 60,160  | Nebraska       | 9/12/81  |
| 60,150  | Wisconsin      | 10/21/61 |
| 60,145  | Iowa State     | 9/27/80  |
| 60,114  | Purdue         | 11/7/81  |
| 60,103  | Michigan State | 11/21/81 |

**Largest Road Crowds**

| Attend.  | Opponent     | Date     |
|----------|--------------|----------|
| 112,784  | Michigan     | 10/16/10 |
| 111,519  | Michigan     | 10/5/20  |
| 111,496  | Michigan     | 10/26/02 |
| 111,428  | Michigan     | 9/25/04  |
| 110,923  | Michigan     | 10/21/06 |
| 109,316  | Penn State   | 9/26/09  |
| 108,951  | Penn State   | 10/6/07  |
| 108,247  | Penn State   | 9/28/02  |
| 108,062  | Penn State   | 10/23/04 |
| 106,505  | Michigan     | 10/18/97 |
| 106,194  | Penn State   | 11/05/16 |
| 106,192  | Michigan     | 10/3/92  |
| 105,915  | Michigan     | 10/17/81 |
| 105,897  | Michigan     | 10/18/86 |
| *105,611 | Washington   | 1/1/82   |
| 105,517  | Michigan     | 10/20/90 |
| 105,455  | Ohio State   | 11/14/09 |
| 105,423  | Michigan     | 10/2/93  |
| 105,406  | Michigan     | 10/17/87 |
| 105,244  | Penn State   | 10/27/18 |
| 105,225  | Ohio State   | 9/24/05  |
| 105,044  | Ohio State   | 10/18/03 |
| 104,617  | Michigan     | 10/29/77 |
| 104,559  | Michigan     | 10/22/83 |
| 103,497  | Penn State   | 10/8/11  |
| *103,292 | UCLA         | 1/1/86   |
| *101,273 | Washington   | 1/1/91   |
| *98,297  | California   | 1/1/59   |
| *97,126  | Oregon State | 1/1/57   |

*\*Rose Bowl*



## 228 | Iowa Hawkeye Football

The University of Iowa Department of Athletics established the “Kinnick Stadium Wall of Honor” prior to the 2013 season.

Nine former UI Hawkeyes have their name and jersey number displayed on the lowest ribbon adjacent the letters of the Paul W. Brechler Press Box. The numbers coincide with the jersey number each player wore their senior season.

Each of the nine Hawkeyes will have their name and jersey number displayed on the lowest ribbon adjacent the letters of the Paul W. Brechler Press Box. The numbers will coincide with the jersey number each player wore their senior season. The inaugural members of the Kinnick Stadium Wall of Honor include Aubrey Devine (1), Randy Duncan (25), Calvin Jones (62), Alex Karras (77), Nile Kinnick (24), Gordon Locke (1), Chuck Long (16), Duke Slater (15), and Larry Station (36).

To be considered for inclusion on the Kinnick Stadium Wall of Honor, former UI football players must be a member of the UI Varsity Club Hall of Fame, and meet one of the following three criteria:

1. Member of both the National Football Foundation College Football Hall of Fame and the Helms Athletic Foundation Hall of Fame\*
2. Member of one of the two above mentioned nationally recognized Halls of Fame, and a consensus All-American
3. Two-time Consensus All-American

*\*The Helms Athletic Foundation is no longer active, rendering it invalid for future consideration.*

### #1 – Aubrey Devine (1919-21)

Devine won the Big Ten Conference Medal for Excellence in athletics and academics, and was quarterback and captain of Iowa's 1921 Big Ten championship team. He led the Hawkeyes in rushing, passing, and scoring in 1919 and 1920. He drop-kicked a field goal to beat Notre Dame, 10-7, in 1921, as Iowa earned a share of its first mythical national championship. He was a three-time first team All-Big Ten honoree and is a member of Iowa's all-time football team.

### #25 – Randy Duncan (1956-58)

Duncan won Big Ten and Iowa MVP honors when he led the Hawkeyes to a Rose Bowl title in 1959. He finished second in the 1958 Heisman Trophy balloting. Duncan was a two-time all-conference pick, earned Walter Camp and Player of the Year honors from three organizations, and was the No. 1 pick in the 1958 NFL draft. Iowa shared the mythical national title in both 1956 and 1958, while also earning the Grantland Rice Award in 1958, symbolic of the national football championship.

### #62 – Calvin Jones (1953-55)

Jones was named to 22 All-America teams in his career and in 1955 was named winner of the Outland Trophy, awarded to the nation's top interior lineman. He was Iowa's first two-time consensus All-American, and his No. 62 jersey is one of only two numbers retired by the Hawkeyes. Jones was a three-time first team All-Big Ten performer and is a member of Iowa's all-time team.

### #77 – Alex Karras (1956-57)

Karras was a Rose Bowl champion and a consensus All-American in 1957. He was the first two-time AP All-American in Iowa history and a winner of the Outland Trophy, awarded to the nation's top interior lineman. Karras was Heisman Trophy runner-up in 1957, and a member of the inaugural class of the Iowa Lettermen's Club Hall of Fame. He is on Iowa's all-time football team and a former NFL All-Pro performer with the Detroit Lions. He was inducted into the Pro Football Hall of Fame in 2020.

### #24 – Nile Kinnick (1937-39)

Kinnick won the only Heisman Trophy in school history when he swept the Heisman, Maxwell and Walter Camp awards in 1939. He was the Big Ten MVP for Iowa's legendary 1939 Ironmen team. He was a Phi Beta Kappa scholar and senior class president, his No. 24 jersey is one of two retired numbers at Iowa, and in 1972 the Hawkeyes' stadium was named in his honor.

### #1 – Gordon Locke (1920-22)

Locke primarily played fullback during his Hawkeye career, but in 1922 he was a Walter Camp first team All-America quarterback, and he's listed as a defensive back on Iowa's all-time football team. He scored 72 points as a senior to set a then-Big Ten record, and he was awarded the Big Ten Medal of Honor (1923).

### #16 – Chuck Long (1982-85)

Long quarterbacked the Hawkeyes to the 1986 Rose Bowl, the same year he became the first player in NCAA history to pass for more than 10,000 career yards. He finished runner-up in the closest Heisman Trophy contest in the award's history in 1985, and previously held the NCAA record for consecutive completions with 22 at Indiana (1984). Long was named a first team All-Big Ten performer three times, including 1985 when he was named conference MVP. He threw a bowl-record six touchdown passes against Texas in the 1984 Freedom Bowl, and was a first round NFL draft choice of the Detroit Lions.

### #15 – Duke Slater (1918-21)

Fred “Duke” Slater was a seven-time letterman at the University of Iowa, competing in football and track from 1918-21. He was an All-Big Ten tackle for the Hawkeyes from 1919-21, and an All-America track and field athlete from 1920-21. He is a member of Iowa's all-time team. In 1928, Slater earned his law degree from the University of Iowa, and in 1951 he became the first black player inducted into the inaugural College Football Hall of Fame. He is also a member of the Helms Athletic Foundation Football Hall of Fame and was inducted into the Pro Football Hall of Fame in 2020.

### #36 – Larry Station (1982-85)

Station was named a consensus All-American in 1984 and 1985, becoming just the second Hawkeye in program history to earn multiple honors. He is the only player in school history to lead the team in tackles four times, and in 1985 finished his career with the all-time tackles record (492). Station started the final 42 games of his career, earned All-America mention in each of his four seasons, and is a linebacker on Iowa's all-time football team. He was a finalist for the Lombardi and Butkus awards in 1985, and was a three-time first team All-Big Ten honoree. He is Iowa's most recent induction into the College Football Hall of Fame.



**NOTE:** The Iowa football records and best performances, compiled by the Iowa Athletic Communications Office, begin with the 1939 season, commonly called the "Modern Era" of Big Ten and NCAA athletics. **Throughout the records section, players listed in boldface are current Iowa players.**

## Scoring

### Points

Game \_\_\_\_\_ 24 on 11 occasions  
 (last by Akrum Wadley at Northwestern, 10/17/2015)  
 Season \_\_\_\_\_ 120 by Shonn Greene, 2008  
 120 by Nate Kaeding, 2002  
 Career \_\_\_\_\_ 373 by Nate Kaeding, 2000-03

### Kicking Points

Game \_\_\_\_\_ 17 by Kyle Schlicher at Minnesota, 11/13/2004  
 Season \_\_\_\_\_ 120 by Nate Kaeding, 2002  
 Career \_\_\_\_\_ 367 by Nate Kaeding, 2000-03

### Touchdowns

Game \_\_\_\_\_ 4 on 11 occasions  
 (last by Akrum Wadley at Northwestern, 10/17/2015)  
 Season \_\_\_\_\_ 20 by Shonn Greene, 2008  
 Career \_\_\_\_\_ 36 by Tavian Banks, 1994-97

Cons. Carries \_\_\_\_ 3 by Aaron Greving vs. Kent State, 9/1/2001

### Field Goals

Game \_\_\_\_\_ 5 by Kyle Schlicher at Minnesota, 11/13/2004  
 Season \_\_\_\_\_ **29 by Keith Duncan, 2019**  
 Career \_\_\_\_\_ 67 by Nate Kaeding, 2000-03  
 Consecutive \_\_\_\_ 22 by Nate Kaeding, 2001-02

### FG Attempts

Game \_\_\_\_\_ **6 by Keith Duncan (made 4),**  
**vs. Illinois, 11/23/2019**  
 Season \_\_\_\_\_ **34 by Keith Duncan, 2019**  
 Career \_\_\_\_\_ 83 by Nate Kaeding, 2000-03

### PATs Made

Game \_\_\_\_\_ 9 on two occasions  
 (last by Zach Bromert vs. Iowa State, 9/20/1997)  
 Season \_\_\_\_\_ 57 by Nate Kaeding, 2002  
 Career \_\_\_\_\_ 167 by Nate Kaeding, 2000-03  
 Consecutive \_\_\_\_ 122, Mike Meyer, 2010-13

### PAT Attempts

Game \_\_\_\_\_ 9 on six occasions  
 (last by Zach Bromert vs. Indiana, 10/25/1997)  
 Season \_\_\_\_\_ 58 by Nate Kaeding, 2002  
 Career \_\_\_\_\_ 169 by Nate Kaeding, 2000-03

## Rushing

### Attempts

Game \_\_\_\_\_ 43 by Jordan Canzeri vs. Illinois, 10/10/2015  
 Season \_\_\_\_\_ 316 by Sedrick Shaw, 1995  
 Career \_\_\_\_\_ 837 by Sedrick Shaw, 1993-96

### Yards Gained

Game \_\_\_\_\_ 314 by Tavian Banks vs. Tulsa, 9/13/1997  
 Season \_\_\_\_\_ 1,850 by Shonn Greene, 2008  
 Career \_\_\_\_\_ 4,156 by Sedrick Shaw, 1993-96

### Touchdowns

Game \_\_\_\_\_ 4 on seven occasions  
 (last by Akrum Wadley at Northwestern, 10/17/2015)  
 Season \_\_\_\_\_ 20 by Shonn Greene, 2008  
 Career \_\_\_\_\_ 33 by Tavian Banks, 1994-97  
 33 by Sedrick Shaw, 1993-96  
 33 by Sedrick Shaw, 1993-96

## Receiving

### Receptions

Game \_\_\_\_\_ 13 by Kevin Kasper at Ohio State, 10/30/1999  
 13 by Nick Bell at Indiana, 10/29/1988  
 Season \_\_\_\_\_ 82 by Marvin McNutt, Jr., 2011  
 82 by Kevin Kasper, 2000  
 Career \_\_\_\_\_ 174 by Kevonte Martin-Manley, 2011-14

### Yards Gained

Game \_\_\_\_\_ 256 by Quinn Early vs. Northwestern, 11/7/1987  
 Season \_\_\_\_\_ 1,315 by Marvin McNutt, Jr., 2011  
 Career \_\_\_\_\_ 2,861 by Marvin McNutt, Jr., 2008-2011

### Touchdowns

Game \_\_\_\_\_ 4 by Ed Hinkel vs. Minnesota, 11/19/2005  
 4 by Quinn Early vs. Northwestern, 11/7/1987  
 Season \_\_\_\_\_ 12 by Marvin McNutt, Jr., 2011  
 Career \_\_\_\_\_ 28 by Marvin McNutt, Jr., 2008-2011

## Passing

### Attempts

Game \_\_\_\_\_ 60 by Scott Mullen vs. Indiana, 10/23/1999  
 60 by Chuck Hartlieb vs. Indiana, 10/29/1988  
 Season \_\_\_\_\_ 460 by Chuck Hartlieb, 1988  
 Career \_\_\_\_\_ 1,203 by Chuck Long, 1981-85

### Completions

Game \_\_\_\_\_ 44 by Chuck Hartlieb vs. Indiana, 10/29/1988  
 Season \_\_\_\_\_ 288 by Chuck Hartlieb, 1988  
 Career \_\_\_\_\_ 782 by Chuck Long, 1981-85  
 Consecutive \_\_\_\_ 22 by Chuck Long vs. Indiana, 1984

### Completion Percentage

Game \_\_\_\_\_ 100% by Brad Banks (10-10)  
 vs. Northwestern, 11/09/2002  
 Season \_\_\_\_\_ 67.1% by Chuck Long (216 of 322), 1984  
 Career \_\_\_\_\_ 65.0% by Chuck Long (782 of 1,203), 1981-85

### Yards Gained

Game \_\_\_\_\_ 558 by Chuck Hartlieb vs. Indiana, 10/29/1988  
 Season \_\_\_\_\_ 3,738 by Chuck Hartlieb, 1988  
 Career \_\_\_\_\_ 10,461 by Chuck Long, 1981-85

### Touchdowns

Game \_\_\_\_\_ 7 by Chuck Hartlieb vs. Northwestern, 11/7/1987  
 Season \_\_\_\_\_ 27 by Chuck Long, 1985  
 Career \_\_\_\_\_ 74 by Chuck Long, 1981-85

### Pass Efficiency (since 1979)

Season \_\_\_\_\_ 157.63 by Ricky Stanzi, 2010  
 Career \_\_\_\_\_ 155.53 by Brad Banks, 2001-02

**NOTE: Players listed in boldface are current players.**

## Total Offense

### Yards Gained

Game \_\_\_\_\_ 516 by Chuck Hartlieb vs. Indiana, 10/29/1988  
 Season \_\_\_\_\_ 3,530 by Chuck Hartlieb, 1988  
 Career \_\_\_\_\_ 10,254 by Chuck Long, 1981-85

## Punt Returns

### Number

Game \_\_\_\_\_ 9 by Nile Kinnick vs. Indiana, 10/7/1939  
 Season \_\_\_\_\_ 40 by Ramon Ochoa, 2003  
 Career \_\_\_\_\_ 124 by Peter Marciano, 1986-89

### Yards Returned

Game \_\_\_\_\_ 201 by Nile Kinnick vs. Indiana, 10/7/1939  
 Season \_\_\_\_\_ 495 by Ramon Ochoa, 2003  
 Career \_\_\_\_\_ 1,102 by Tim Dwight, 1994-97

### Touchdowns

Game \_\_\_\_\_ 2 by Kevonte Martin-Manley vs. Michigan, 9/21/2013  
 Season \_\_\_\_\_ 3 by Tim Dwight, 1997  
 Career \_\_\_\_\_ 5 by Tim Dwight, 1994-97

## Kickoff Returns

### Number

Game \_\_\_\_\_ 9 by Tim Dwight vs. Ohio State, 10/28/1995  
 Season \_\_\_\_\_ 43 by Earl Douthitt, 1973  
 Career \_\_\_\_\_ 78 by Earl Douthitt, 1972-74

### Yards Returned

Game \_\_\_\_\_ 187 by Sid Thomas vs. Michigan State, 11/23/1974  
 Season \_\_\_\_\_ 994 by Earl Douthitt, 1973  
 Career \_\_\_\_\_ 1,762 by Earl Douthitt, 1972-74

### Touchdowns

Game \_\_\_\_\_ **1, on several occasions (last by Ihmir Smith-Marsette vs. Southern California, 12/27/19)**  
 Season \_\_\_\_\_ **2 by Ihmir Smith-Marsette (Nebraska and Southern California), 2019**  
 Career \_\_\_\_\_ **2 by Ihmir Smith-Marsette, 2017-present**  
 2 by Derrell Johnson-Koulianos, 2009 and 2010  
 2 by Kahlil Hill, 1998 and 2000

## Punting

### Number

Game \_\_\_\_\_ 16 by Nile Kinnick vs. Notre Dame, 11/11/1939  
 #Season \_\_\_\_\_ 86 by Ryan Donahue, 2007  
 Career \_\_\_\_\_ 272 by Jason Baker, 1997-00

### Yards

Game \_\_\_\_\_ 731 by Nile Kinnick vs. Notre Dame, 11/11/1939  
 Season \_\_\_\_\_ 3,533 by Ryan Donahue, 2007  
 Career \_\_\_\_\_ 11,304 by Jason Baker, 1997-00

### Average

Game (min. 4) \_\_\_\_\_ 55.8 by Reggie Roby vs. Nebraska, 9/12/1981  
 Season \_\_\_\_\_ 49.8 by Reggie Roby, 1981  
 Career \_\_\_\_\_ 45.4 by Reggie Roby, 1979-82  
 # - - Big Ten Record

## Interceptions

### Return Yards

Season \_\_\_\_\_ 203, Tyler Sash, 2009  
 Career \_\_\_\_\_ 392, Tyler Sash, 2008-10

## Number

Game \_\_\_\_\_ 3, Josh Jackson vs. Ohio State, 11/4/17  
 3, Tyler Sash at Iowa State, 9/12/2009  
 \*3, Grant Steen at Indiana, 10/19/2002  
 Season \_\_\_\_\_ 8 by Joshua Jackson, 2017  
 8 by Desmond King, 2015  
 8 by Lou King, 1981  
 8 by Nile Kinnick, 1939  
 Career \_\_\_\_\_ 18 by Devon Mitchell, 1982-85  
 18 by Nile Kinnick, 1937-39

### Touchdowns

Game \_\_\_\_\_ 2 by Josh Jackson at Wisconsin, 11/11/17  
 2 by B.J. Lowery vs. Western Michigan, 9/21/13  
 Season \_\_\_\_\_ 2 by Josh Jackson, 2017  
 2 by B.J. Lowery, 2013  
 2 by Christian Kirksey, 2012  
 2 by Micah Hyde, 2010  
 2 by Tom Knight, 1995  
 2 by Plez Atkins, 1995  
 Career \_\_\_\_\_ 3 by Desmond King, 2013-16  
 3 by Tom Knight, 1992, 1994-96

\* - - ties NCAA record for a linebacker

## Tackles

### Number

Game \_\_\_\_\_ 29 by Dave Clement vs. Oregon State, 9/19/1970  
 Season \_\_\_\_\_ 171 by Andre Jackson, 1972  
 Career \_\_\_\_\_ 492 by Larry Station, 1982-85

### Solos

Game \_\_\_\_\_ 18 by George Davis vs. Minnesota, 11/17/1984  
 Season \_\_\_\_\_ 105 by Tom Rusk, 1977  
 Career \_\_\_\_\_ 308 by Larry Station, 1982-85

### Assists

Game \_\_\_\_\_ 22 by Dave Clement vs. Oregon State, 9/19/1970  
 Season \_\_\_\_\_ 88 by Andre Jackson, 1972  
 Career \_\_\_\_\_ 220 by James Morris, 2010-13

### For Loss

Game \_\_\_\_\_ 6 (23 yds.) by Leroy Smith vs. Ohio State, 11/2/1991  
 Season \_\_\_\_\_ 25 (93 yds.) by Jonathan Babineaux, 2004  
 Career \_\_\_\_\_ 79 (409 yds.) by Jared DeVries, 1995-1998

### For Loss (yardage)

Game \_\_\_\_\_ 53 (4 tackles) by Ron Geater vs. Purdue, 10/25/1991  
 Season \_\_\_\_\_ 153 (20 tackles) by Andre Tippett, 1980  
 Career \_\_\_\_\_ 409 (79 tackles) by Jared DeVries, 1995-1998

### QB Sacks

Game \_\_\_\_\_ 5 (21 yds.) by Leroy Smith vs. Ohio State, 11/2/1991  
 Season \_\_\_\_\_ 18 (101 yds.) by Leroy Smith, 1991  
 Career \_\_\_\_\_ 43 (323 yds.) by Jared DeVries, 1995-1998

### Blocked Kicks

Game \_\_\_\_\_ 2 by Kenny Iwebema vs. Syracuse, 9/8/2007  
 2 by Kenny Iwebema vs. Illinois, 10/1/2005  
 2 by Sean Considine at Iowa State, 9/13/2003  
 2 by Maurea Crain vs. Minnesota, 11/21/1992  
 2 by Merton Hanks vs. Wyoming, 12/30/1987  
 Season \_\_\_\_\_ 5 by Jim Caldwell, 1973  
 Career \_\_\_\_\_ 7 by Merton Hanks, 1987-90

## Scoring

### Points

Game \_\_\_\_\_ 70 vs. Utah State, 9/28/1957  
 Season \_\_\_\_\_ 484 in 2002  
 Per game \_\_\_\_\_ 48.5 in 1890

### Touchdowns

Game \_\_\_\_\_ 10 vs. Texas-El Paso, 9/27/1986  
 \_\_\_\_\_ 10 vs. Utah State, 9/28/1957  
 Season \_\_\_\_\_ 60 in 2002

### Field Goals

Game \_\_\_\_\_ 5 at Minnesota, 11/13/2004  
 \_\_\_\_\_ 5 vs. Washington, 12/29/1995  
 Season \_\_\_\_\_ 29 in 2019

### PATs Made

Game \_\_\_\_\_ 9 vs. Iowa State, 9/20/1997  
 \_\_\_\_\_ 9 vs. Cincinnati, 9/15/1990  
 Season \_\_\_\_\_ 57 in 2002

## Rushing

### Attempts

Game \_\_\_\_\_ 82 at Minnesota, 11/2/1968  
 \_\_\_\_\_ 82 vs. South Dakota, 10/5/1940  
 Season \_\_\_\_\_ 607 in 1984

### Yards Gained

Game \_\_\_\_\_ 517 vs. Minnesota, 11/19/1983  
 Season \_\_\_\_\_ 2,784 in 2002  
 Per game \_\_\_\_\_ 255.4 in 1958

### Yards/Attempt

Game \_\_\_\_\_ 11.0 vs. Minnesota, 11/19/1983  
 Season \_\_\_\_\_ 5.3 in 1997

### Touchdowns

Game \_\_\_\_\_ 9 vs. Cincinnati, 9/15/1990  
 Season \_\_\_\_\_ 38 in 1990

## Passing

### Attempts

Game \_\_\_\_\_ 62 at Indiana, 10/29/1988  
 Season \_\_\_\_\_ 470 in 1988

### Completions

Game \_\_\_\_\_ 44 at Indiana, 10/29/1988  
 Season \_\_\_\_\_ 290 in 1988

### Completion Percentage

Game \_\_\_\_\_ 1.000 (12-12) vs. Northwestern, 11/9/2002  
 Season \_\_\_\_\_ .657 (276-420) in 1985

### Yards Gained

Game \_\_\_\_\_ 584 at Northwestern, 11/7/1987  
 Season \_\_\_\_\_ 3,796 in 1987  
 Per game \_\_\_\_\_ 300.9 in 1985

### Touchdowns

Game \_\_\_\_\_ 7 at Northwestern, 11/7/1987  
 Season \_\_\_\_\_ 30 in 1985

## Total Offense

### Plays

Game \_\_\_\_\_ 101 at Minnesota, 11/2/1968  
 Season \_\_\_\_\_ 971 in 1987

### Yards Gained

Game \_\_\_\_\_ 713 vs. Northwestern, 10/8/1983  
 Season \_\_\_\_\_ 5,647 in 1983  
 Per game \_\_\_\_\_ 470.6 in 1983

## First Downs

### Number

Game \_\_\_\_\_ 36 vs. Washington State, 9/27/1969  
 Season \_\_\_\_\_ 284 in 1985  
 Per game \_\_\_\_\_ 23.7 in 1985

## Kickoff Returns

### Number

Season \_\_\_\_\_ 64 in 1973

### Yards Returned

Season \_\_\_\_\_ 1,381 in 1973  
 Per return \_\_\_\_\_ 29.0 in 1941

## Punt Returns

### Number

Season \_\_\_\_\_ 48 in 2003

### Yards Returned

Season \_\_\_\_\_ 636 in 1997  
 Per return \_\_\_\_\_ 17.0 in 1940

## Punting

### Number

Game \_\_\_\_\_ 16 vs. Notre Dame, 11/11/1939  
 Season \_\_\_\_\_ 87 in 2007

### Yards

Game \_\_\_\_\_ 731 vs. Notre Dame, 11/11/1939  
 Season \_\_\_\_\_ 3,551 (87 punts, 40.8 avg.) in 2007

### Yards/Punt

Game \_\_\_\_\_ 55.8 vs. Nebraska, 9/12/1981  
 Season \_\_\_\_\_ 45.5 in 1981

## Scoring

### Points

Game\_\_\_\_\_ 0 on 55 occasions (last at Northwestern, 10/26/2019)  
 Season\_\_\_\_\_ 5 in 1899  
 Per game\_\_\_\_\_ 0.6 in 1899

### Touchdowns

Game\_\_\_\_\_ 0 on 71 occasions (last at Northwestern, 10/26/2019)  
 Season\_\_\_\_\_ 1 in 1899

## Rushing

### Attempts

Game\_\_\_\_\_ 17 at Purdue, 11/18/1989  
 Season\_\_\_\_\_ 362 in 1955

### Yards Gained

Game\_\_\_\_\_ (-73) at Purdue, 11/18/1989  
 Season\_\_\_\_\_ 950 in 1937  
 Per game\_\_\_\_\_ 79.7 in 1981

### Yards/Attempt

Game\_\_\_\_\_ (-4.2) at Purdue, 11/18/1989  
 Season\_\_\_\_\_ 2.4 in 1981

### Touchdowns

Game\_\_\_\_\_ 0 on many occasions (last vs. Illinois, 11/23/2019)  
 Season\_\_\_\_\_ 1 in 1899

## Passing

### Attempts

Game\_\_\_\_\_ 1 vs. South Dakota, 10/5/1940  
 1 at Notre Dame, 10/27/1945  
 Season\_\_\_\_\_ 62 in 1944

### Completions

Game\_\_\_\_\_ 0 on many occasions  
 2 vs. Georgia Tech, 1/5/2010  
 2 vs. Purdue, 10/24/1992  
 2 vs. Michigan State, 10/3/1987  
 Season\_\_\_\_\_ 19 in 1944

### Completion Percentage

Game\_\_\_\_\_ .000 on many occasions  
 .200 vs. Michigan State, 10/3/1987  
 Season\_\_\_\_\_ .270 in 1941

### Yards Gained

Game\_\_\_\_\_ -7 vs. Notre Dame, 10/23/1948  
 Season\_\_\_\_\_ 365 in 1941  
 Per game\_\_\_\_\_ 45.6 in 1941

### Touchdowns

Game\_\_\_\_\_ 0 on many occasions  
 (last at Northwestern, 10/26/2019)  
 Season\_\_\_\_\_ 0 on many occasions

## First Downs

### Number

Game\_\_\_\_\_ 2 vs. South Dakota, 10/5/1940  
 2 vs. Nebraska, 11/4/1944  
 Season\_\_\_\_\_ 67 in 1937  
 Per game\_\_\_\_\_ 8.4 in 1937

## Tackles

### For Loss

Game\_\_\_\_\_ 16 vs. Northwestern (-92 yards), 11/16/1991  
 Season\_\_\_\_\_ 114 in 1995

### QB Sacks

Game\_\_\_\_\_ 9 at Purdue (-74 yards), 11/18/1989  
 Season\_\_\_\_\_ 61 in 1991

## Turnovers

### Interceptions

Game\_\_\_\_\_ 7 vs. Wisconsin, 11/13/1982  
 Season\_\_\_\_\_ 23 in 2008 (13 games)  
 23 in 1987 (13 games)  
 23 in 1986 (12 games)

### Fumbles Recovered

Game\_\_\_\_\_ 7 at Purdue, 10/1/1949  
 Season\_\_\_\_\_ 26 in 1977

## Total Offense

### Plays

Game\_\_\_\_\_ 39 vs. Wyoming, 10/17/1953  
 Season\_\_\_\_\_ 475 in 1944

### Yards Gained

Game\_\_\_\_\_ 49 at Northwestern, 10/6/1984  
 Season\_\_\_\_\_ 1,467 in 1937  
 Per game\_\_\_\_\_ 183.3 in 1937



**Rushing (min. 175 yards)**

|     | Name                | Att-Yds. | TDs | Opponent         | Date       |
|-----|---------------------|----------|-----|------------------|------------|
| 1.  | Tavian Banks        | 29-314   | 4   | Tulsa            | 9/13/1997  |
| 2.  | Ed Podolak          | 17-286   | 2   | Northwestern     | 11/9/1968  |
| 3.  | Jordan Canzeri      | 43-256   | 4   | Illinois         | 10/10/2015 |
| 4.  | Marcus Coker        | 32-252   | 2   | Minnesota        | 10/29/2011 |
| 5.  | Sedrick Shaw        | 42-250   | 1   | Michigan State   | 10/7/1995  |
| 6.  | Phil Blatcher       | 27-247   | 2   | Michigan State   | 11/21/1981 |
| 7.  | Dennis Mosley       | 39-229   | 2   | Iowa State       | 9/29/1979  |
| 8.  | Marcus Coker        | 33-219   | 2   | Missouri         | 12/28/2010 |
| 9.  | Mark Weisman        | 27-217   | 3   | Central Michigan | 9/22/2012  |
|     | Shonn Greene        | 25-217   | 4   | Wisconsin        | 10/18/2008 |
|     | Nick Bell           | 31-217   | 3   | Wisconsin        | 10/14/1989 |
| 12. | Sedrick Shaw        | 41-214   | 3   | Wisconsin        | 11/18/1995 |
| 13. | Shonn Greene        | 30-211   | 2   | Purdue           | 11/15/2008 |
| 14. | Akrum Wadley        | 26-204   | 4   | Northwestern     | 10/17/2015 |
|     | Tavian Banks        | 18-204   | 2   | Northern Iowa    | 9/6/1997   |
| 16. | Albert Young        | 38-202   | 2   | Northwestern     | 11/5/2005  |
|     | Jim Jensen          | 21-202   | 2   | Indiana          | 10/18/1975 |
| 18. | Eddie Phillips      | 36-198   | 1   | Minnesota        | 10/23/1982 |
| 19. | LeShun Daniels, Jr. | 26-195   | 3   | Minnesota        | 11/14/2015 |
| 20. | Fred Russell        | 17-194   | 1   | Minnesota        | 11/16/2002 |
|     | Tony Stewart        | 32-194   | 0   | Iowa State       | 9/24/1988  |
|     | Bob Jeter           | 9-194    | 1   | California       | 1/1/1959   |
| 23. | Frank Holmes        | 34-193   | 2   | Oregon State     | 9/23/1972  |
| 24. | Ronnie Harmon       | 28-191   | 3   | Illinois         | 9/29/1984  |
| 25. | Rick Bayless        | 33-183   | 0   | Northwestern     | 10/25/1986 |
|     | Jerry Faske         | 20-183   | 1   | Northwestern     | 10/22/1949 |
| 27. | Tavian Banks        | 18-182   | 3   | Iowa State       | 9/14/1996  |
|     | Kevin Harmon        | 31-182   | 3   | Iowa State       | 9/19/1987  |
| 29. | Mark Weisman        | 30-180   | 2   | Missouri State   | 9/7/2013   |
| 30. | Albert Young        | 34-179   | 2   | Michigan State   | 10/27/2007 |
| 31. | Sedrick Shaw        | 32-178   | 1   | Iowa State       | 9/16/1995  |
| 32. | Mark Weisman        | 21-177   | 1   | Minnesota        | 9/29/2012  |
| 33. | Akrum Wadley        | 15-176   | 1   | Purdue           | 10/15/2016 |
|     | Jeff Brown          | 31-176   | 0   | Indiana          | 9/13/1980  |
| 35. | Dennis Green        | 18-175   | 2   | Texas Christian  | 9/28/1968  |
| 36. | Mekhi Sargent       | 26-173   | 1   | Nebraska         | 11/23/2018 |

**Receiving (min. 150 yards)**

|     | Name                      | No-Yds. | TDs | Opponent     | Date       |
|-----|---------------------------|---------|-----|--------------|------------|
| 1.  | Quinn Early               | 10-256  | 4   | Northwestern | 11/7/1987  |
| 2.  | Deven Harberts            | 11-233  | 1   | Indiana      | 10/29/1988 |
| 3.  | Bill Happel               | 9-207   | 3   | N. Illinois  | 9/21/1985  |
| 4.  | Dave Moritz               | 11-192  | 2   | Indiana      | 10/29/1983 |
| 5.  | Keith Chappelle           | 12-191  | 2   | Illinois     | 10/11/1980 |
| 6.  | Tim Dwight                | 8-188   | 1   | Northwestern | 11/9/1996  |
| 7.  | Tim Dwight                | 8-187   | 3   | Iowa State   | 11/20/1997 |
| 8.  | Marvin McNutt, Jr.        | 6-184   | 3   | Indiana      | 10/22/2011 |
| 9.  | Derrell Johnson-Koulianos | 7-181   | 1   | Minnesota    | 11/22/2008 |
| 10. | Dave Moritz               | 8-168   | 1   | Tennessee    | 12/31/1982 |
| 11. | Scott Slutzker            | 8-167   | 0   | Penn State   | 10/21/1995 |
| 12. | Clinton Solomon           | 5-166   | 2   | Purdue       | 10/8/2005  |
| 13. | Jim Gibbons               | 9-164   | 2   | Minnesota    | 11/9/1957  |
| 14. | Al Bream                  | 12-160  | 2   | Illinois     | 11/25/1967 |
| 15. | Andy Brodell              | 6-159   | 2   | Texas        | 12/30/2006 |
|     | Andy Brodell              | 7-159   | 1   | Minnesota    | 11/18/2006 |
|     | Marv Cook                 | 9-159   | 1   | Ohio State   | 11/14/1987 |
| 18. | Clinton Solomon           | 9-157   | 1   | Minnesota    | 11/13/2004 |
|     | Dave Triplett             | 7-157   | 1   | Wisconsin    | 10/30/1971 |
| 20. | Marvin McNutt, Jr.        | 4-155   | 1   | Indiana      | 10/31/2009 |
|     | Karl Noonan               | 10-155  | 1   | Wisconsin    | 10/17/1964 |
|     | Emlen Tunnell             | 6-155   | 3   | Indiana      | 10/11/1947 |

**Receiving (min. 150 yards) - Continued**

|     | Name               | No-Yds. | TDs | Opponent   | Date       |
|-----|--------------------|---------|-----|------------|------------|
| 23. | Scott Helverson    | 8-154   | 2   | Iowa State | 9/28/1985  |
| 24. | Marvin McNutt, Jr. | 9-151   | 2   | Purdue     | 11/19/2011 |
|     | Ed Hinkel          | 7-151   | 4   | Minnesota  | 11/19/2005 |
|     | Jack Dittmer       | 5-151   | 2   | Boston U.  | 11/20/1948 |

**Passing (min. 300 yards)**

|     | Name             | Comp-Att | Yds. | TDs | Opponent       | Date       |
|-----|------------------|----------|------|-----|----------------|------------|
| 1.  | Chuck Hartlieb   | 44-60    | 558  | 3   | Indiana        | 10/29/1988 |
| 2.  | Chuck Hartlieb   | 25-32    | 471  | 7   | Northwestern   | 11/7/1987  |
| 3.  | Chuck Long       | 29-39    | 461  | 6   | Texas          | 12/26/1984 |
| 4.  | Chuck Hartlieb   | 30-51    | 428  | 3   | N.C. State     | 12/31/1988 |
| 5.  | Scott Mullen     | 36-60    | 426  | 0   | Indiana        | 10/23/1999 |
| 6.  | Chuck Long       | 23-33    | 420  | 3   | Northwestern   | 10/8/1983  |
| 7.  | James Vandenberg | 31-48    | 399  | 1   | Pittsburgh     | 9/17/2011  |
|     | Chuck Long       | 19-26    | 399  | 6   | Northwestern   | 10/26/1985 |
| 9.  | Jon Beutjer      | 30-47    | 380  | 4   | Indiana        | 9/30/2000  |
|     | Chuck Long       | 30-39    | 380  | 4   | Michigan State | 10/5/1985  |
| 11. | Matt Sherman     | 21-28    | 374  | 2   | Penn State     | 10/21/1995 |
| 12. | Chuck Long       | 17-21    | 369  | 4   | Purdue         | 10/13/1984 |
| 13. | Chuck Hartlieb   | 27-43    | 362  | 1   | Michigan       | 10/17/1987 |
| 14. | Chuck Hartlieb   | 24-40    | 360  | 2   | Ohio State     | 11/12/1988 |
| 15. | Drew Tate        | 19-33    | 357  | 3   | Purdue         | 10/8/2005  |
| 16. | Drew Tate        | 26-36    | 354  | 2   | Minnesota      | 11/18/2006 |
| 17. | Drew Tate        | 19-32    | 351  | 4   | Minnesota      | 11/19/2005 |
| 18. | Drew Tate        | 32-55    | 346  | 3   | Florida        | 1/2/2006   |
| 19. | Chuck Long       | 16-30    | 345  | 2   | Penn State     | 9/17/1983  |
| 20. | Drew Tate        | 25-37    | 340  | 1   | Michigan State | 10/2/2004  |
|     | Scott Mullen     | 28-51    | 340  | 3   | Minnesota      | 11/20/1999 |
| 22. | Ricky Stanzi     | 13-26    | 337  | 2   | Indiana        | 10/31/2009 |
| 23. | Matt Sherman     | 18-37    | 334  | 2   | Ohio State     | 10/28/1995 |
| 24. | Nate Stanley     | 27-41    | 333  | 5   | Iowa State     | 9/9/2017   |
|     | Drew Tate        | 24-39    | 333  | 2   | Minnesota      | 11/13/2004 |
|     | Chuck Hartlieb   | 20-37    | 333  | 1   | Ohio State     | 11/14/1987 |
| 27. | Drew Tate        | 26-39    | 331  | 3   | Ohio State     | 10/16/2004 |
| 28. | Matt Sherman     | 19-24    | 331  | 3   | Northwestern   | 11/12/1994 |
| 29. | Chuck Hartlieb   | 26-41    | 328  | 2   | Minnesota      | 11/21/1987 |
| 30. | Jake Rudock      | 33-52    | 322  | 2   | Ball State     | 9/6/2014   |
| 31. | Pete Gales       | 23-46    | 321  | 1   | Purdue         | 11/8/1980  |
| 32. | Nate Stanley     | 21-32    | 320  | 6   | Indiana        | 10/13/2018 |
| 33. | Chuck Long       | 29-37    | 319  | 1   | UCLA           | 1/1/1986   |
| 34. | Jake Rudock      | 32-56    | 317  | 2   | Maryland       | 10/18/14   |
|     | Chuck Hartlieb   | 19-34    | 317  | 3   | Purdue         | 10/24/1987 |
| 36. | Mike Cilek       | 27-48    | 316  | 2   | Illinois       | 11/22/1967 |
| 37. | Nate Stanley     | 23-39    | 314  | 4   | Minnesota      | 10/13/2018 |
| 38. | Scott Mullen     | 23-34    | 314  | 2   | W. Michigan    | 9/9/2000   |
| 39. | Jake Rudock      | 20-30    | 311  | 2   | Wisconsin      | 11/22/14   |
| 40. | Gary Snook       | 26-49    | 310  | 2   | Purdue         | 10/24/1964 |
| 41. | Nate Stanley     | 23-28    | 309  | 2   | Northern Iowa  | 9/15/2018  |
|     | Gary Snook       | 18-36    | 309  | 2   | Minnesota      | 11/7/1964  |
| 43. | Nate Stanley     | 18-35    | 308  | 0   | Illinois       | 11/23/2019 |
|     | Jake Christensen | 24-42    | 308  | 3   | Indiana        | 9/29/2007  |
|     | Jim Hartlieb     | 25-39    | 308  | 3   | Michigan       | 10/3/1992  |
| 46. | Chuck Long       | 19-26    | 304  | 3   | Tennessee      | 12/31/1982 |
|     | Olen Treadway    | 26-41    | 304  | 1   | Wisconsin      | 10/17/1959 |

## INDIVIDUAL GAME BESTS

### Total Offense (min. 350 yards)

|     | Name             | Rush  | Pass | Total | Opponent       | Date       |
|-----|------------------|-------|------|-------|----------------|------------|
| 1.  | Chuck Hartlieb   | (-42) | 558  | 516   | Indiana        | 10/29/1988 |
| 2.  | Chuck Long       | 20    | 461  | 481   | Texas          | 12/26/1984 |
| 3.  | Scott Mullen     | 47    | 426  | 473   | Indiana        | 10/23/1999 |
| 4.  | Chuck Hartlieb   | 1     | 471  | 472   | Northwestern   | 11/7/1987  |
| 5.  | Chuck Hartlieb   | (-18) | 428  | 410   | N.C. State     | 12/31/1988 |
| 6.  | Chuck Long       | 6     | 399  | 405   | Northwestern   | 10/26/1985 |
| 7.  | Chuck Long       | (-22) | 420  | 398   | Northwestern   | 10/8/1983  |
| 8.  | James Vandenberg | (-8)  | 399  | 391   | Pittsburgh     | 9/17/2011  |
| 9.  | Jon Beutjer      | 10    | 380  | 390   | Indiana        | 9/30/2000  |
| 10. | Chuck Long       | 5     | 380  | 385   | Michigan State | 10/5/1985  |
| 11. | Pete Gales       | 50    | 321  | 371   | Purdue         | 11/8/1980  |
| 12. | Drew Tate        | 24    | 346  | 370   | Florida        | 1/2/2006   |
| 13. | Drew Tate        | 12    | 357  | 369   | Purdue         | 10/8/2005  |
| 14. | Drew Tate        | 11    | 354  | 365   | Minnesota      | 11/18/2006 |
| 15. | Ricky Stanzi     | 24    | 337  | 361   | Indiana        | 10/31/2009 |
| 16. | Chuck Long       | (-9)  | 369  | 360   | Purdue         | 10/13/1984 |
| 17. | Jake Rudock      | 36    | 322  | 358   | Ball State     | 9/6/2014   |
| 18. | Drew Tate        | 5     | 351  | 356   | Minnesota      | 11/19/2005 |
| 19. | Drew Tate        | 24    | 331  | 355   | Ohio State     | 10/16/2004 |

### Scoring

|     | Name  | Points | TDs-PAT | Opponent     | Date       |
|-----|---|--------|---------|--------------|------------|
| 1.  | Akum Wadley   | 24     | 4-0     | Northwestern | 10/17/2015 |
|     | Jordan Canzeri  | 24     | 4-0     | Illinois     | 10/10/2015 |
|     | Shonn Greene  | 24     | 4-0     | Wisconsin    | 10/18/2008 |
|     | Ed Hinkel   | 24     | 4-0     | Minnesota    | 11/19/2005 |
|     | Tavian Banks  | 24     | 4-0     | Iowa State   | 9/20/1997  |
|     | Tavian Banks  | 24     | 4-0     | Tulsa        | 9/13/1997  |
|     | Mike Saunders   | 24     | 4-0     | Indiana      | 11/9/1991  |
|     | Quinn Early   | 24     | 4-0     | Northwestern | 11/7/1987  |
|     | Owen Gill   | 24     | 4-0     | Iowa State   | 9/10/1983  |
|     | Dennis Mosley   | 24     | 4-0     | Indiana      | 9/8/1979   |
|     | Larry Lawrence  | 24     | 4-0     | Minnesota    | 11/2/1968  |
| 12. | Nile Kinnick  | 23     | 3-5     | South Dakota | 9/30/1939  |
| 13. | <b>39 players tied with 18</b><br>(last time by <i>Ihmir-Smith Marsette</i> , 12/27/2019) |        |         |              |            |

### Interceptions

|    | Name         | INT | Opponent   | Date       |
|----|--------------|-----|------------|------------|
| 1. | Josh Jackson | 3   | Ohio State | 11/4/2017  |
|    | Tyler Sash   | 3   | Iowa State | 9/12/2009  |
|    | Grant Steen  | 3   | Indiana    | 10/19/2002 |

### Interceptions Returns for Touchdowns

|    | Name         | TDs               | Opponent         | Date       |
|----|--------------|-------------------|------------------|------------|
| 1. | Josh Jackson | 2 (43 & 52 yards) | Wisconsin        | 11/11/2017 |
|    | B.J. Lowery  | 2 (35 & 13 yards) | Western Michigan | 9/21/2013  |

### Punt Returns for Touchdowns

|    | Name             | TDs              | Opponent    | Date    |
|----|------------------|------------------|-------------|---------|
| 1. | K. Martin-Manley | 2 (83 & 63 yds.) | W. Michigan | 9/21/13 |

### Tackles (min. 20 tackles)

|     | Name          | Total | Solo-Ast. | Opponent       | Date       |
|-----|---------------|-------|-----------|----------------|------------|
| 1.  | Dave Clement  | 29    | 7-22      | Oregon State   | 9/19/1970  |
| 2.  | Bobby Diaco   | 26    | 10-16     | Indiana        | 10/14/1995 |
| 3.  | Dave Brooks   | 26    | 13-13     | Illinois       | 11/21/1970 |
| 4.  | Bob Sanders   | 25    | 14-11     | Indiana        | 10/20/2001 |
| 5.  | Dave Moreland | 23    | 15-8      | Minnesota      | 10/15/1966 |
| 6.  | Greg Allison  | 22    | 7-15      | Purdue         | 10/26/1968 |
|     | Andre Jackson | 22    | 13-9      | Michigan State | 10/28/1972 |
| 8.  | Mike Phillips | 21    | 7-14      | Purdue         | 10/26/1968 |
|     | Andre Jackson | 21    | 8-13      | Ohio State     | 9/16/1972  |
|     | Andre Jackson | 21    | 11-10     | Purdue         | 11/15/1975 |
|     | Larry Station | 21    | 17-4      | Minnesota      | 11/17/1984 |
|     | Jim Reilly    | 21    | 14-7      | Indiana        | 10/29/1988 |
| 13. | Abdul Hodge   | 20    | 14-6      | Michigan       | 10/22/2005 |
|     | Dave Clement  | 20    | 11-9      | Illinois       | 11/21/1970 |
|     | Andre Jackson | 20    | 15-5      | Minnesota      | 10/21/1972 |
|     | Andre Jackson | 20    | 13-7      | Michigan       | 9/15/1973  |
|     | Andre Jackson | 20    | 15-5      | UCLA           | 9/22/1973  |
|     | Bob Salter    | 20    | 12-8      | Ohio State     | 11/17/1973 |
|     | Tom Rusk      | 20    | 16-4      | UCLA           | 10/1/1977  |
|     | Larry Station | 20    | 13-7      | Purdue         | 10/15/1983 |
|     | George Davis  | 20    | 18-2      | Minnesota      | 11/17/1984 |
|     | Larry Station | 20    | 17-3      | Michigan State | 10/5/1985  |
|     | Dave Haight   | 20    | 14-6      | Michigan       | 10/18/1986 |
|     | Brad Quast    | 20    | 12-8      | Iowa State     | 9/24/1988  |
|     | Melvin Foster | 20    | 13-7      | Michigan State | 10/6/1990  |
|     | Eric Thigpen  | 20    | 11-9      | Wisconsin      | 10/24/1998 |

**NOTE: Players listed in boldface are current players.**

**Rushing (min. 700 yards)**

|     | Name                 | Att-Yards      | Avg        | TDs      | Year        |
|-----|----------------------|----------------|------------|----------|-------------|
| 1.  | Shonn Greene         | 307-1,850      | 6.0        | 20       | 2008        |
| 2.  | Tavian Banks         | 260-1,691      | 6.5        | 17       | 1997        |
| 3.  | Sedrick Shaw         | 316-1,477      | 4.7        | 15       | 1995        |
| 4.  | Marcus Coker         | 281-1,384      | 4.9        | 15       | 2011        |
| 5.  | Fred Russell         | 282-1,355      | 4.8        | 7        | 2003        |
| 6.  | Albert Young         | 249-1,334      | 5.4        | 8        | 2005        |
| 7.  | Dennis Mosley        | 270-1,267      | 4.7        | 12       | 1979        |
| 8.  | Fred Russell         | 220-1,264      | 5.7        | 9        | 2002        |
| 9.  | Ronnie Harmon        | 223-1,166      | 5.2        | 9        | 1985        |
| 10. | Rick Bayless         | 216-1,150      | 5.3        | 10       | 1986        |
| 11. | Sedrick Shaw         | 224-1,116      | 5.0        | 9        | 1996        |
| 12. | Akrum Wadley         | 252-1,109      | 4.4        | 10       | 2017        |
| 13. | Ladell Betts         | 232-1,090      | 4.7        | 5        | 2000        |
| 14. | Akrum Wadley         | 168-1,081      | 6.4        | 10       | 2016        |
| 15. | Ladell Betts         | 222-1,060      | 4.8        | 10       | 2001        |
| 16. | LeShun Daniels, Jr.  | 213-1,058      | 5.0        | 10       | 2016        |
| 17. | Tony Stewart         | 215-1,036      | 4.8        | 8        | 1988        |
| 18. | Mike Saunders        | 216-1,022      | 4.7        | 10       | 1991        |
| 19. | Nick Bell            | 166-1,009      | 6.1        | 12       | 1990        |
| 20. | Sedrick Shaw         | 170-1,002      | 5.9        | 7        | 1994        |
| 21. | Jordan Canzeri       | 183-984        | 5.4        | 12       | 2015        |
| 22. | Mark Weisman         | 227-975        | 4.3        | 8        | 2013        |
| 23. | Albert Young         | 206-968        | 4.7        | 6        | 2007        |
| 24. | Adam Robinson        | 203-941        | 4.6        | 10       | 2010        |
| 25. | Ed Podolak           | 154-937        | 6.1        | 8        | 1968        |
| 26. | Owen Gill            | 199-920        | 4.6        | 4        | 1984        |
| 27. | Ronnie Harmon        | 190-907        | 4.8        | 11       | 1984        |
| 28. | Levi Mitchell        | 205-900        | 4.4        | 3        | 1970        |
| 29. | Ladell Betts         | 189-857        | 4.5        | 5        | 1999        |
| 30. | Tony Stewart         | 157-844        | 5.4        | 3        | 1990        |
| 31. | Adam Robinson        | 181-834        | 4.6        | 5        | 2009        |
| 32. | Mark Weisman         | 159-815        | 5.1        | 8        | 2012        |
| 33. | Mark Weisman         | 213-812        | 3.8        | 16       | 2014        |
| 34. | Eddie Phillips       | 166-806        | 4.9        | 5        | 1982        |
| 35. | Owen Gill            | 129-798        | 6.2        | 10       | 1983        |
| 36. | Albert Young         | 178-779        | 4.4        | 7        | 2006        |
| 37. | Eddie Phillips       | 162-778        | 4.8        | 8        | 1983        |
| 38. | <b>Mekhi Sargent</b> | <b>159-745</b> | <b>4.7</b> | <b>9</b> | <b>2018</b> |
| 39. | Phil Blatcher        | 157-737        | 4.7        | 8        | 1981        |
|     | Bill Reichardt       | 178-737        | 4.2        | 2        | 1951        |
| 41. | Kevin Harmon         | 151-715        | 4.7        | 6        | 1987        |
| 42. | Jermelle Lewis       | 123-709        | 5.8        | 8        | 2002        |

**Passing (min. 1,500 yards)**

|     | Name             | Comp-Att | Pct. | Yards | TDs | Year |
|-----|------------------|----------|------|-------|-----|------|
| 1.  | Chuck Hartlieb   | 288-460  | .626 | 3,738 | 17  | 1988 |
| 2.  | Chuck Long       | 260-388  | .670 | 3,297 | 27  | 1985 |
| 3.  | Chuck Hartlieb   | 217-334  | .650 | 3,092 | 19  | 1987 |
| 4.  | James Vandenberg | 232-404  | .574 | 3,022 | 25  | 2011 |
| 5.  | Ricky Stanzi     | 221-345  | .641 | 3,004 | 25  | 2010 |
| 6.  | Nate Stanley     | 237-399  | .594 | 2,951 | 16  | 2019 |
| 7.  | Chuck Long       | 216-322  | .671 | 2,871 | 22  | 1984 |
| 8.  | Nate Stanley     | 235-396  | .593 | 2,852 | 26  | 2018 |
| 9.  | Drew Tate        | 219-352  | .622 | 2,828 | 22  | 2005 |
| 10. | C.J. Beathard    | 223-362  | .616 | 2,809 | 17  | 2015 |
| 11. | Drew Tate        | 233-375  | .621 | 2,786 | 20  | 2004 |
| 12. | Drew Tate        | 207-352  | .588 | 2,623 | 18  | 2006 |
| 13. | Chuck Long       | 157-265  | .592 | 2,601 | 14  | 1983 |
| 14. | Brad Banks       | 170-294  | .578 | 2,573 | 26  | 2002 |
| 15. | Matt Sherman     | 170-295  | .576 | 2,546 | 14  | 1995 |
| 16. | Nate Stanley     | 196-351  | .558 | 2,437 | 26  | 2017 |
| 17. | Jake Rudock      | 213-345  | .617 | 2,436 | 16  | 2014 |
| 18. | Ricky Stanzi     | 171-304  | .562 | 2,417 | 17  | 2009 |
| 19. | Jake Rudock      | 204-346  | .590 | 2,383 | 18  | 2013 |
| 20. | Matt Rodgers     | 185-283  | .654 | 2,275 | 14  | 1991 |
| 21. | Jake Christensen | 198-370  | .535 | 2,269 | 17  | 2007 |
| 22. | James Vandenberg | 223-389  | .573 | 2,249 | 7   | 2012 |
| 23. | Matt Rodgers     | 187-310  | .603 | 2,228 | 15  | 1990 |
| 24. | Matt Rodgers     | 178-312  | .571 | 2,222 | 12  | 1989 |
| 25. | Paul Burmeister  | 184-309  | .596 | 2,152 | 10  | 1993 |
| 26. | Gary Snook       | 151-311  | .485 | 2,062 | 11  | 1964 |
| 27. | Nathan Chandler  | 165-307  | .537 | 2,040 | 18  | 2003 |
| 28. | Kyle McCann      | 167-252  | .663 | 2,028 | 16  | 2001 |
| 29. | Ricky Stanzi     | 150-254  | .591 | 1,956 | 14  | 2008 |
| 30. | C.J. Beathard    | 170-301  | .565 | 1,929 | 17  | 2016 |
| 31. | Matt Sherman     | 154-264  | .583 | 1,918 | 12  | 1996 |
| 32. | Larry Lawrence   | 113-239  | .473 | 1,680 | 10  | 1969 |
| 33. | Chuck Long       | 148-227  | .652 | 1,678 | 11  | 1982 |
| 34. | Jim Hartlieb     | 144-226  | .637 | 1,579 | 12  | 1992 |

NOTE: Players listed in boldface are current players.

# INDIVIDUAL SEASON BESTS

## Receiving (min. 600 yards)

|     | Name                        | No-Yards      | Avg.        | TDs      | Year        |
|-----|-----------------------------|---------------|-------------|----------|-------------|
| 1.  | Marvin McNutt, Jr.          | 82-1,315      | 16.0        | 12       | 2011        |
| 2.  | Keith Chappelle             | 64-1,037      | 16.2        | 6        | 1980        |
| 3.  | Kevin Kasper                | 82-1,010      | 12.3        | 7        | 2000        |
| 4.  | Quinn Early                 | 63-1,004      | 15.9        | 10       | 1987        |
| 5.  | Maurice Brown               | 48-966        | 20.1        | 11       | 2002        |
| 6.  | Karl Noonan                 | 59-933        | 15.8        | 4        | 1964        |
| 7.  | Dave Moritz                 | 50-912        | 18.2        | 5        | 1983        |
| 8.  | Clinton Solomon             | 58-905        | 15.6        | 6        | 2004        |
| 9.  | Bill Happel                 | 56-901        | 16.1        | 8        | 1985        |
| 10. | Deven Harberts              | 53-880        | 16.6        | 6        | 1988        |
| 11. | Marvin McNutt, Jr.          | 53-861        | 16.2        | 8        | 2010        |
| 12. | Kahlil Hill                 | 59-841        | 14.3        | 8        | 2001        |
| 13. | Tim Dwight                  | 46-816        | 17.7        | 9        | 1995        |
| 14. | Marv Cook                   | 49-803        | 16.4        | 2        | 1987        |
| 15. | Clinton Solomon             | 46-800        | 17.4        | 7        | 2005        |
| 16. | Marv Cook                   | 63-767        | 12.2        | 3        | 1988        |
| 17. | T.J. Hockenson              | 49-760        | 15.5        | 6        | 2018        |
| 18. | Danan Hughes                | 43-757        | 17.6        | 8        | 1991        |
| 19. | Tim Dwight                  | 51-751        | 14.7        | 4        | 1996        |
| 20. | Derrell Johnson-Koulianos   | 45-750        | 16.7        | 2        | 2009        |
| 21. | Derrell Johnson-Koulianos   | 46-745        | 16.2        | 10       | 2010        |
| 22. | Ed Hinkel                   | 63-744        | 11.8        | 7        | 2004        |
| 23. | Dallas Clark                | 43-742        | 17.3        | 4        | 2002        |
| 24. | Kerry Reardon               | 43-738        | 17.2        | 6        | 1969        |
| 25. | Ronnie Harmon               | 35-729        | 20.8        | 5        | 1983        |
| 26. | Andy Brodell                | 39-724        | 18.6        | 5        | 2006        |
| 27. | <b>Ihmir Smith-Marsette</b> | <b>44-722</b> | <b>16.4</b> | <b>5</b> | <b>2019</b> |
| 28. | Keenan Davis                | 50-713        | 14.3        | 4        | 2011        |
| 29. | Al Bream                    | 55-704        | 12.8        | 5        | 1967        |
|     | Tim Dwight                  | 42-704        | 16.8        | 8        | 1997        |
| 31. | Matt VandeBerg              | 65-703        | 10.8        | 4        | 2015        |
|     | Scott Helverson             | 54-703        | 13.0        | 5        | 1985        |
| 33. | Ronnie Harmon               | 60-699        | 11.7        | 1        | 1985        |
| 34. | Marvin McNutt, Jr.          | 34-674        | 19.8        | 8        | 2009        |
| 35. | Kevin Kasper                | 60-664        | 11.1        | 3        | 1999        |
| 36. | Dominique Douglas           | 49-654        | 13.3        | 2        | 2006        |
|     | Derrell Johnson-Koulianos   | 44-639        | 14.5        | 3        | 2008        |
| 38. | Bill Happel                 | 47-632        | 13.4        | 3        | 1984        |
| 39. | Harold Jasper               | 33-621        | 18.8        | 2        | 1994        |
| 40. | Kahlil Hill                 | 58-619        | 10.7        | 5        | 2000        |
| 41. | Dave Moritz                 | 41-605        | 14.8        | 3        | 1982        |
| 42. | Alan Cross                  | 55-600        | 10.9        | 5        | 1992        |
|     | Jim Mauro                   | 30-600        | 20.0        | 5        | 1986        |

## Total Offense (min. 1,600 yards)

|     | Name             | Rush   | Pass  | Total | TDR* | Year |
|-----|------------------|--------|-------|-------|------|------|
| 1.  | Chuck Hartlieb   | (-208) | 3,738 | 3,530 | 18   | 1988 |
| 2.  | Chuck Long       | (-125) | 3,297 | 3,172 | 29   | 1985 |
| 3.  | James Vandenberg | 61     | 3,022 | 3,083 | 28   | 2011 |
| 4.  | C.J. Beathard    | 237    | 2,809 | 3,046 | 23   | 2015 |
| 5.  | Ricky Stanzi     | (-6)   | 3,004 | 2,998 | 27   | 2010 |
| 6.  | Brad Banks       | 423    | 2,573 | 2,996 | 31   | 2002 |
| 7.  | Nate Stanley     | 7      | 2,951 | 2,958 | 17   | 2019 |
| 8.  | Chuck Hartlieb   | (-159) | 3,092 | 2,933 | 20   | 1987 |
| 9.  | Drew Tate        | 41     | 2,828 | 2,869 | 23   | 2005 |
| 10. | Nate Stanley     | 4      | 2,852 | 2,856 | 27   | 2018 |
| 11. | Drew Tate        | 124    | 2,623 | 2,747 | 18   | 2006 |
| 12. | Chuck Long       | (-154) | 2,871 | 2,717 | 26   | 1984 |
| 13. | Drew Tate        | (-76)  | 2,786 | 2,710 | 22   | 2004 |
| 14. | Jake Rudock      | 176    | 2,436 | 2,612 | 19   | 2014 |
| 15. | Jake Rudock      | 218    | 2,383 | 2,601 | 23   | 2013 |
| 16. | Chuck Long       | (-60)  | 2,601 | 2,541 | 19   | 1983 |
| 17. | Matt Rodgers     | 140    | 2,275 | 2,415 | 18   | 1991 |
| 18. | Matt Sherman     | (-153) | 2,546 | 2,393 | 15   | 1995 |
| 19. | Ricky Stanzi     | (-31)  | 2,417 | 2,386 | 17   | 2009 |
| 20. | Nate Stanley     | (-115) | 2,437 | 2,322 | 26   | 2017 |
| 21. | Matt Rodgers     | 64     | 2,228 | 2,292 | 24   | 1990 |
| 22. | Jake Christensen | 0      | 2,269 | 2,269 | 18   | 2007 |
| 23. | James Vandenberg | 16     | 2,249 | 2,265 | 11   | 2012 |
| 24. | Nathan Chandler  | 138    | 2,040 | 2,178 | 24   | 2003 |
| 25. | Matt Rodgers     | (-74)  | 2,222 | 2,148 | 14   | 1989 |
| 26. | Kyle McCann      | 78     | 2,028 | 2,106 | 19   | 2001 |
| 27. | Larry Lawrence   | 406    | 1,680 | 2,086 | 15   | 1969 |
| 28. | Gary Snook       | (-18)  | 2,062 | 2,044 | 15   | 1964 |
| 29. | Ricky Stanzi     | 20     | 1,956 | 1,976 | 14   | 2008 |
| 30. | C.J. Beathard    | (-13)  | 1,929 | 1,916 | 19   | 2016 |
| 31. | Paul Burmeister  | (-257) | 2,152 | 1,895 | 13   | 1993 |
|     | Shonn Greene     | 1,850  | 0     | 1,850 | 20   | 2008 |
| 33. | Chuck Long       | 121    | 1,678 | 1,799 | 15   | 1982 |
| 34. | Matt Sherman     | (-186) | 1,918 | 1,732 | 13   | 1996 |
| 35. | Tavian Banks     | 1,691  | 0     | 1,691 | 17   | 1997 |
| 36. | Jim Hartlieb     | 60     | 1,579 | 1,639 | 14   | 1992 |

\*TDR -- touchdowns responsible for

NOTE: Players listed in boldface are current players.



**Scoring (min. 70 points)**

|     | Name                | Points     | TDs-PAT-FG     | Year        |
|-----|---------------------|------------|----------------|-------------|
| 1.  | Shonn Greene        | 120        | 20-0-0         | 2008        |
|     | Nate Kaeding        | 120        | 0-57-21        | 2002        |
| 3.  | <b>Keith Duncan</b> | <b>119</b> | <b>0-32-29</b> | <b>2019</b> |
| 4.  | Tavian Banks        | 114        | 19-0-0         | 1997        |
| 5.  | Nate Kaeding        | 106        | 1-40-20        | 2003        |
| 6.  | Rob Houghtlin       | 105        | 0-48-19        | 1985        |
| 7.  | Rob Houghtlin       | 104        | 0-41-21        | 1987        |
| 8.  | Miguel Recinos      | 98         | 0-47-17        | 2018        |
| 9.  | Mark Weisman        | 96         | 16-0-0         | 2014        |
|     | Dennis Mosley       | 96         | 16-0-0         | 1979        |
| 11. | Marshall Koehn      | 95         | 0-47-16        | 2015        |
| 12. | Kyle Schlicher      | 94         | 0-43-17        | 2005        |
| 13. | Kyle Schlicher      | 92         | 0-29-21        | 2004        |
|     | Sedrick Shaw        | 92         | 15-1-0         | 1995        |
| 15. | Marcus Coker        | 90         | 15-0-0         | 2011        |
|     | Mike Meyer          | 89         | 0-41-16        | 2013        |
|     | Daniel Murray       | 89         | 0-32-19        | 2009        |
|     | Tom Nichol          | 89         | 0-41-16        | 1984        |
| 19. | Mike Meyer          | 86         | 0-44-14        | 2011        |
|     | Tom Nichol          | 86         | 0-44-14        | 1983        |
| 21. | Nate Kaeding        | 85         | 0-49-12        | 2001        |
|     | Nick Bell           | 84         | 14-0-0         | 1990        |
| 23. | Jeff Skillett       | 83         | 0-47-12        | 1990        |
| 24. | Rob Houghtlin       | 81         | 0-39-14        | 1986        |
| 25. | Akrum Wadley        | 78         | 13-0-0         | 2017        |
|     | Akrum Wadley        | 78         | 13-0-0         | 2016        |
|     | Jordan Canzeri      | 78         | 13-0-0         | 2015        |
|     | Mike Saunders       | 78         | 13-0-0         | 1991        |
| 29. | Miguel Recinos      | 77         | 0-44-11        | 2017        |
| 30. | Mike Meyer          | 76         | 0-25-17        | 2012        |

**Interceptions (min. 6 interceptions)**

|    | Name            | No-Yards | Avg. | TDs | Year |
|----|-----------------|----------|------|-----|------|
| 1. | Josh Jackson    | 8-168    | 21.0 | 2   | 2017 |
|    | Desmond King    | 8-118    | 14.8 | 1   | 2015 |
|    | Lou King        | 8-62     | 7.8  | 0   | 1981 |
|    | Nile Kinnick    | 8-52     | 6.5  | 0   | 1939 |
| 5. | Kerry Burt      | 7-15     | 2.1  | 0   | 1987 |
|    | Jay Norvell     | 7-93     | 13.3 | 0   | 1985 |
|    | Steve Wilson    | 7-83     | 11.9 | 0   | 1967 |
| 8. | Tyler Sash      | 6-203    | 33.8 | 1   | 2009 |
|    | Jovon Johnson   | 6-81     | 13.5 | 0   | 2003 |
|    | Damien Robinson | 6-99     | 16.5 | 0   | 1996 |
|    | Plez Atkins     | 6-96     | 16.2 | 2   | 1995 |
|    | Mike Stoops     | 6-154    | 25.7 | 0   | 1983 |
|    | Rod Sears       | 6-50     | 8.3  | 0   | 1976 |

**Tackles (min. 115 tackles)**

|     | Name             | Total | Solo-Ast | Year |
|-----|------------------|-------|----------|------|
| 1.  | Andre Jackson    | 171   | 83-88    | 1972 |
| 2.  | Abdul Hodge      | 158   | 98-60    | 2005 |
| 3.  | Chad Greenway    | 156   | 95-61    | 2005 |
| 4.  | Pat Angerer      | 145   | 48-97    | 2009 |
| 5.  | Abdul Hodge      | 141   | 84-57    | 2003 |
| 6.  | Dave Clement     | 140   | 75-65    | 1970 |
|     | Jim Reilly       | 139   | 82-57    | 1988 |
|     | Dave Simms       | 139   | 84-55    | 1971 |
| 9.  | Larry Station    | 138   | 81-57    | 1983 |
|     | Tom Rusk         | 138   | 105-33   | 1977 |
| 11. | Larry Station    | 137   | 85-52    | 1984 |
| 12. | Josey Jewell     | 136   | 69-67    | 2017 |
| 13. | Matt Hughes      | 136   | 92-44    | 1996 |
| 14. | Bobby Diaco      | 134   | 62-72    | 1995 |
| 15. | Brad Quast       | 133   | 78-55    | 1988 |
| 16. | Chad Greenway    | 132   | 78-54    | 2003 |
| 17. | Mike Dailey      | 131   | 82-49    | 1993 |
| 18. | Dave Brooks      | 130   | 75-55    | 1970 |
| 19. | Mike Klinkenborg | 129   | 61-68    | 2006 |
|     | George Davis     | 129   | 82-47    | 1986 |
|     | Larry Station    | 129   | 91-38    | 1985 |
| 22. | Dan LaFleur      | 127   | 75-52    | 1973 |
| 23. | Josey Jewell     | 126   | 62-64    | 2015 |
|     | Vernon Rollins   | 126   | 77-49    | 1996 |
|     | Dave Haight      | 126   | 81-45    | 1987 |
|     | Andre Jackson    | 126   | 83-43    | 1975 |
|     | Mel Cole         | 125   | 72-53    | 1980 |
| 28. | Josey Jewell     | 124   | 58-66    | 2016 |
|     | Anthony Hitchens | 124   | 56-68    | 2012 |
|     | Rod Barnhart     | 124   | 70-54    | 1967 |
| 31. | Mike Humpal      | 123   | 46-77    | 2007 |
| 32. | Bob Sanders      | 122   | 78-44    | 2001 |
|     | Mike Phillips    | 119   | 77-42    | 1968 |
| 34. | Dave Simms       | 117   | 63-54    | 1972 |
| 35. | Cole Fisher      | 116   | 60-56    | 2015 |
|     | Abdul Hodge      | 116   | 79-37    | 2004 |
|     | Fred Barr        | 116   | 73-43    | 2001 |
|     | Bobby Diaco      | 116   | 67-49    | 1994 |
|     | Melvin Foster    | 116   | 38-78    | 1989 |
| 40. | Dan LaFleur      | 115   | 74-41    | 1974 |

NOTE: Players listed in boldface are current players.

# INDIVIDUAL CAREER BESTS

## Rushing (min. 1,000 yards)

| Name                     | Att-Yards        | Avg.       | TDs       | Years           |
|--------------------------|------------------|------------|-----------|-----------------|
| 1. Sedrick Shaw          | 837-4,156        | 5.0        | 33        | 1993-96         |
| 2. Ladell Betts          | 831-3,686        | 4.4        | 25        | 1998-01         |
| 3. Albert Young          | 660-3,173        | 4.8        | 23        | 2004-07         |
| 4. Tavian Banks          | 505-2,977        | 5.9        | 33        | 1994-97         |
| 5. Akrum Wadley          | 536-2,872        | 5.4        | 28        | 2014-17         |
| 6. Fred Russell          | 514-2,760        | 5.4        | 17        | 2001-03         |
| 7. Mark Weisman          | 599-2,602        | 4.3        | 32        | 2012-14         |
| 8. Tony Stewart          | 532-2,562        | 4.8        | 17        | 1987-90         |
| 9. Owen Gill             | 489-2,556        | 5.2        | 22        | 1981-84         |
| 10. Ronnie Harmon        | 443-2,271        | 5.1        | 22        | 1982-85         |
| 11. Shonn Greene         | 376-2,228        | 5.9        | 22        | 2005-06, 08     |
| 12. Eddie Phillips       | 465-2,177        | 4.7        | 19        | 1980-83         |
| 13. Dennis Mosley        | 458-2,133        | 4.6        | 14        | 1976-79         |
| 14. Jordan Canzeri       | 390-2,073        | 5.3        | 14        | 2011, 2013-15   |
| 15. Marcus Coker         | 395-2,006        | 5.1        | 18        | 2010-2011       |
| 16. Levi Mitchell        | 425-1,927        | 4.5        | 10        | 1969-71         |
| 17. LeShun Daniels, Jr.  | 408-1,888        | 4.6        | 19        | 2013-2016       |
| 18. Adam Robinson        | 384-1,775        | 4.6        | 15        | 2009-10         |
| 19. Nick Bell            | 311-1,748        | 5.6        | 18        | 1988-90         |
| 20. Ed Podolak           | 407-1,710        | 4.2        | 14        | 1966-68         |
| 21. Bill Reichardt       | 384-1,665        | 4.3        | 6         | 1949-51         |
| 22. Jim Jensen           | 367-1,661        | 4.5        | 9         | 1972-75         |
| 23. David Hudson         | 340-1,629        | 4.8        | 24        | 1985-88         |
| 24. Tim Sullivan         | 357-1,584        | 4.4        | 15        | 1967-70         |
| 25. Rick Bayless         | 317-1,561        | 4.9        | 13        | 1984-87         |
| 26. Damian Sims          | 279-1,504        | 5.4        | 13        | 2004-07         |
| 27. Mike Saunders        | 309-1,476        | 4.8        | 16        | 1988-91         |
| 28. Ryan Terry           | 293-1,443        | 4.9        | 12        | 1992-94         |
| 29. Silas McKinnie       | 254-1,390        | 5.5        | 10        | 1965-67         |
| 30. Eddie Vincent        | 227-1,373        | 6.0        | 11        | 1953-55         |
| <b>31. Mekhi Sargent</b> | <b>278-1,308</b> | <b>4.7</b> | <b>13</b> | <b>2018-pr.</b> |
| 32. Larry Ferguson       | 215-1,297        | 6.0        | 10        | 1959-62         |
| 33. Toren Young          | 262-1,262        | 4.8        | 8         | 2017-19         |
| 34. Jerry Faske          | 223-1,240        | 5.6        | 9         | 1948-50         |
| 35. Jon Lazar            | 304-1,225        | 4.0        | 7         | 1975-78         |
| 36. Kevin Harmon         | 243-1,151        | 4.7        | 12        | 1984-87         |
| 37. Jermelle Lewis       | 226-1,150        | 5.1        | 10        | 2002-04         |
| 38. Bill Green           | 299-1,135        | 3.8        | 13        | 1939-41         |
| 39. Norm Granger         | 203-1,099        | 5.4        | 5         | 1980-83         |
| 40. Lew Montgomery       | 266-1,093        | 4.1        | 17        | 1989-92         |
| 41. Damon Bullock        | 290-1,074        | 3.7        | 4         | 2011-14         |
| 42. Marvin Lampkin       | 256-1,066        | 4.2        | 5         | 1989-92         |
| 43. Phil Blatcher        | 213-1,061        | 5.0        | 10        | 1978-81         |
| Butch Caldwell           | 330-1,061        | 3.2        | 12        | 1972-76         |
| 45. George Rice          | 238-1,050        | 4.4        | 12        | 1951-53         |
| 46. George Broeder       | 256-1,025        | 4.0        | 7         | 1951-54         |
| 47. Bob Jeter            | 171-1,016        | 5.9        | 7         | 1957-59         |
| 48. Ray Jauch            | 177-1,010        | 5.7        | 6         | 1957-59         |
| 49. Mark Fetter          | 242-1,006        | 4.2        | 6         | 1972-75         |

**NOTE: Players listed in boldface are current players.**

## Total Offense (min. 2,500 yards)

| Name                 | Rush   | Pass   | Yards  | Years   |
|----------------------|--------|--------|--------|---------|
| 1. Chuck Long        | (-207) | 10,461 | 10,254 | 1981-85 |
| 2. Drew Tate         | 135    | 8,292  | 8,427  | 2003-06 |
| 3. Nate Stanley      | (-104) | 8,302  | 8,198  | 2016-19 |
| 4. Ricky Stanzi      | (-4)   | 7,377  | 7,373  | 2007-10 |
| 5. Matt Rodgers      | 130    | 6,725  | 6,855  | 1988-91 |
| 6. Chuck Hartlieb    | (-364) | 6,934  | 6,570  | 1986-88 |
| 7. C.J. Beathard     | 429    | 5,562  | 5,991  | 2013-16 |
| 8. Matt Sherman      | (-451) | 6,399  | 5,948  | 1994-97 |
| 9. James Vandenberg  | 67     | 5,786  | 5,853  | 2009-12 |
| 10. Jake Rudock      | 394    | 4,819  | 5,213  | 2012-14 |
| 11. Kyle McCann      | (-134) | 4,349  | 4,215  | 1998-01 |
| 12. Sedrick Shaw     | 4,156  | 0      | 4,156  | 1993-96 |
| 13. Ed Podolak       | 1,710  | 2,316  | 4,026  | 1966-68 |
| 14. Gary Snook       | 79     | 3,738  | 3,817  | 1963-65 |
| 15. Brad Banks       | 574    | 3,155  | 3,729  | 2001-02 |
| 16. Ladell Betts     | 3,686  | 23     | 3,709  | 1998-01 |
| 17. Larry Lawrence   | 567    | 2,987  | 3,554  | 1968-69 |
| 18. Jake Christensen | 27     | 2,950  | 2,977  | 2006-08 |
| Tavian Banks         | 2,977  | 0      | 2,977  | 1994-97 |
| 20. Randy Duncan     | 104    | 2,615  | 2,719  | 1956-58 |
| 21. Butch Caldwell   | 1,061  | 1,651  | 2,712  | 1972-76 |
| 22. Scott Mullen     | 84     | 2,625  | 2,709  | 1997-00 |
| 23. Paul Burmeister  | (-265) | 2,943  | 2,678  | 1991-93 |
| 24. Tony Stewart     | 2,562  | 8      | 2,570  | 1987-90 |
| 25. Owen Gill        | 2,556  | 0      | 2,556  | 1981-84 |

## Passing (min. 2,000 yards)

| Name                 | Comp-Att  | Pct. | Yards  | TDs | Years   |
|----------------------|-----------|------|--------|-----|---------|
| 1. Chuck Long        | 782-1,203 | .650 | 10,461 | 74  | 1981-85 |
| 2. Nate Stanley      | 673-1,155 | .583 | 8,302  | 68  | 2016-19 |
| 3. Drew Tate         | 665-1,090 | .610 | 8,292  | 61  | 2003-06 |
| 4. Ricky Stanzi      | 542-907   | .598 | 7,377  | 56  | 2007-10 |
| 5. Chuck Hartlieb    | 512-802   | .638 | 6,934  | 37  | 1986-88 |
| 6. Matt Rodgers      | 550-905   | .608 | 6,725  | 41  | 1988-91 |
| 7. Matt Sherman      | 448-776   | .577 | 6,399  | 43  | 1994-97 |
| 8. James Vandenberg  | 507-888   | .571 | 5,786  | 35  | 2009-12 |
| 9. C.J. Beathard     | 454-782   | .581 | 5,562  | 40  | 2013-16 |
| 10. Jake Rudock      | 417-691   | .604 | 4,819  | 34  | 2012-14 |
| 11. Kyle McCann      | 357-603   | .592 | 4,349  | 23  | 1998-01 |
| 12. Gary Snook       | 280-631   | .443 | 3,738  | 20  | 1963-65 |
| 13. Brad Banks       | 213-362   | .588 | 3,155  | 30  | 2001-02 |
| 14. Larry Lawrence   | 201-395   | .509 | 2,987  | 17  | 1968-69 |
| 15. Jake Christensen | 257-468   | .549 | 2,950  | 21  | 2006-08 |
| 16. Paul Burmeister  | 242-419   | .578 | 2,943  | 16  | 1990-93 |
| 17. Scott Mullen     | 229-428   | .535 | 2,625  | 11  | 1997-00 |
| 18. Randy Duncan     | 186-328   | .564 | 2,615  | 23  | 1956-58 |
| 19. Ed Podolak       | 172-398   | .432 | 2,316  | 8   | 1966-68 |
| 20. Nathan Chandler  | 177-327   | .541 | 2,201  | 19  | 2002-03 |
| 21. Phil Suess       | 175-325   | .538 | 2,196  | 12  | 1977-80 |
| 22. Jim Hartlieb     | 181-291   | .622 | 2,064  | 17  | 1989-92 |
| 23. Matt Szykowny    | 155-290   | .534 | 2,038  | 14  | 1960-62 |
| 24. Randy Reiners    | 142-279   | .509 | 2,008  | 16  | 1996-99 |

**Receiving (min. 1,000 yards)**

| Name                            | No-Yards        | Avg.        | TDs       | Years           |
|---------------------------------|-----------------|-------------|-----------|-----------------|
| 1. Marvin McNutt, Jr.           | 170-2,861       | 16.8        | 28        | 2008-2011       |
| 2. D. Johnson-Koulianos         | 173-2,616       | 15.1        | 17        | 2007-10         |
| 3. Tim Dwight                   | 139-2,271       | 16.3        | 21        | 1994-97         |
| 4. Danan Hughes                 | 146-2,216       | 15.2        | 21        | 1989-92         |
| 5. Ronnie Harmon                | 146-2,045       | 14.0        | 10        | 1982-85         |
| 6. Kevin Kasper                 | 157-1,974       | 12.6        | 11        | 1997-00         |
| 7. Dave Moritz                  | 109-1,912       | 17.5        | 9         | 1980-83         |
| 8. Kahlil Hill                  | 152-1,892       | 12.4        | 15        | 1998-01         |
| 9. Clinton Solomon              | 118-1,864       | 15.8        | 14        | 2002, 2004-05   |
| 10. Harold Jasper               | 107-1,863       | 17.4        | 8         | 1991-94         |
| 11. Quinn Early                 | 106-1,845       | 17.4        | 13        | 1984-87         |
| 12. Marv Cook                   | 126-1,825       | 14.5        | 6         | 1986-88         |
| 13. Kevonte Martin-Manley       | 174-1,799       | 10.3        | 12        | 2011-14         |
| 14. Travis Watkins              | 108-1,765       | 16.3        | 10        | 1986-89         |
| 15. Bill Happel                 | 112-1,685       | 15.0        | 10        | 1982-85         |
| 16. Matt VandeBerg              | 134-1,686       | 12.6        | 10        | 2013-17         |
| 17. Al Bream                    | 114-1,642       | 14.4        | 7         | 1966-68         |
| 18. Ed Hinkel                   | 135-1,588       | 11.8        | 15        | 2002-05         |
| 19. Maurice Brown               | 84-1,515        | 18.0        | 15        | 2000-03         |
| 20. Tevaun Smith                | 102-1,500       | 14.7        | 7         | 2012-15         |
| 21. Karl Noonan                 | 102-1,478       | 14.5        | 4         | 1963-65         |
| 22. Keenan Davis                | 112-1,470       | 13.1        | 7         | 2009-12         |
| 23. Scott Chandler              | 117-1,467       | 12.5        | 10        | 2003-06         |
| 24. Robert Smith                | 69-1,438        | 20.8        | 16        | 1983-86         |
| 25. Andy Brodell                | 91-1,395        | 15.3        | 9         | 2005-08         |
| 26. Keith Chappelle             | 86-1,377        | 16.0        | 9         | 1979-80         |
| 27. Kerry Reardon               | 81-1,361        | 16.8        | 11        | 1968-70         |
| 28. Dallas Clark                | 81-1,281        | 15.8        | 8         | 2001-02         |
| 29. Bill Schultz                | 57-1,272        | 22.3        | 9         | 1973-76         |
| <b>30. Ihmir Smith-Marsette</b> | <b>85-1,270</b> | <b>14.9</b> | <b>10</b> | <b>2017-pr.</b> |
| 31. Scott Slutzker              | 95-1,261        | 13.3        | 5         | 1992-95         |
| 32. Alan Cross                  | 96-1,259        | 13.1        | 8         | 1989-92         |
| 33. Mike Flagg                  | 86-1,187        | 13.8        | 13        | 1984-87         |
| 34. Deven Harberts              | 66-1,170        | 17.7        | 8         | 1987-88         |
| 35. Jon Filloon                 | 80-1,164        | 14.6        | 3         | 1988-91         |
| 36. Scott Helverson             | 84-1,149        | 13.7        | 13        | 1983-86         |
| 37. Jim Gibbons                 | 69-1,099        | 15.9        | 11        | 1955-57         |
| 38. Noah Fant                   | 78-1,083        | 13.9        | 19        | 2016-18         |
| 39. T.J. Hockenson              | 73-1,080        | 14.8        | 9         | 2017-18         |
| 40. Barry Crees                 | 66-1,069        | 16.2        | 2         | 1966-68         |
| 41. Cloyd Webb                  | 61-1,029        | 16.9        | 10        | 1961-63         |
| 42. Nick Easley                 | 103-1,024       | 9.9         | 9         | 2017-18         |

**All-Purpose Yards (min. 2,500 yards)**

| Name                         | Rush       | Rec          | PR       | KR           | Total        | Year            |
|------------------------------|------------|--------------|----------|--------------|--------------|-----------------|
| 1. Sedrick Shaw              | 4,225      | 438          | 0        | 380          | 5,043        | 1993-96         |
| 2. Ronnie Harmon             | 2,271      | 2,045        | 7        | 662          | 4,985        | 1982-85         |
| 3. Tim Dwight                | 322        | 2,271        | 1,102    | 1,195        | 4,890        | 1994-97         |
| 4. Ladell Betts              | 3,686      | 702          | 0        | 9            | 4,397        | 1998-01         |
| 5. D. Jn-Koulianos           | 65         | 2,616        | 0        | 1,575        | 4,256        | 2007-10         |
| 6. Tavian Banks              | 2,977      | 388          | 5        | 785          | 4,155        | 1994-97         |
| 7. Albert Young              | 3,173      | 703          | 0        | 245          | 4,121        | 2004-07         |
| 8. Kahlil Hill               | 9          | 1,892        | 556      | 1,509        | 3,966        | 1998-01         |
| 9. Akrum Wadley              | 2,872      | 761          | 0        | 271          | 3,904        | 2014-17         |
| 10. Danan Hughes             | (-3)       | 2,216        | 0        | 1,161        | 3,374        | 1989-92         |
| 11. Tony Stewart             | 2,562      | 387          | 0        | 399          | 3,348        | 1991-94         |
| 12. Harold Jasper            | 0          | 1,863        | 532      | 938          | 3,333        | 1991-94         |
| 13. Levi Mitchell            | 1,927      | 459          | 0        | 881          | 3,267        | 1969-71         |
| 14. Fred Russell             | 2,760      | 45           | 0        | 337          | 3,142        | 2001-03         |
| 15. Owen Gill                | 2,544      | 475          | 0        | 0            | 3,019        | 1981-84         |
| 16. Marvin McNutt, Jr.       | 63         | 2,861        | 0        | 0            | 2,924        | 2008-11         |
| <b>17. I. Smith-Marsette</b> | <b>220</b> | <b>1,270</b> | <b>0</b> | <b>1,344</b> | <b>2,834</b> | <b>2017-pr.</b> |
| 18. Jordan Canzeri           | 2,073      | 420          | 0        | 258          | 2,751        | 2011, 13-15     |
| 19. Dennis Mosley            | 2,133      | 339          | 0        | 278          | 2,750        | 1976-79         |
| 20. Eddie Phillips           | 2,177      | 430          | 13       | 39           | 2,659        | 1980-83         |

**Scoring (min. 100 points)**

| Name                     | Points     | TDs-PAT-FG     | Years           |
|--------------------------|------------|----------------|-----------------|
| 1. Nate Kaeding          | 373        | 1-166-67       | 2000-03         |
| 2. Mike Meyer            | 324        | 0-141-61       | 2010-13         |
| 3. Rob Houghtlin         | 290        | 0-128-54       | 1985-87         |
| 4. Tom Nichol            | 277        | 0-142-45       | 1981-84         |
| 5. Kyle Schlicher        | 260        | 0-107-51       | 2004-06         |
| 6. Tavian Banks          | 218        | 36-1-0         | 1994-97         |
| Zach Bromert             | 218        | 0-140-26       | 1995-98         |
| 8. Sedrick Shaw          | 214        | 35-2-0         | 1993-96         |
| Jeff Skillett            | 214        | 0-112-34       | 1988-91         |
| 10. Akrum Wadley         | 210        | 35-0-0         | 2014-17         |
| 11. Mark Weisman         | 198        | 33-0-0         | 2011-14         |
| 12. Tim Dwight           | 192        | 32-0-0         | 1994-97         |
| Ronnie Harmon            | 192        | 32-0-0         | 1982-85         |
| <b>14. Keith Duncan</b>  | <b>184</b> | <b>0-70-38</b> | <b>2016-pr.</b> |
| 15. Miguel Recinos       | 180        | 0-93-29        | 2015-18         |
| 16. Marshall Koehn       | 170        | 0-86-28        | 2012-15         |
| 17. David Hudson         | 166        | 27-2-0         | 1985-88         |
| 18. Marvin McNutt, Jr.   | 168        | 28-0-0         | 2008-11         |
| 19. Ladell Betts         | 162        | 27-0-0         | 1998-01         |
| 20. Daniel Murray        | 158        | 0-59-33        | 2007-10         |
| 21. Albert Young         | 150        | 25-0-0         | 2004-07         |
| 22. Mike Saunders        | 144        | 24-0-0         | 1988-91         |
| Nick Bell                | 132        | 22-0-0         | 1988-90         |
| Owen Gill                | 132        | 22-0-0         | 1981-84         |
| 25. Danan Hughes         | 128        | 21-1-0         | 1989-92         |
| 26. George Rice          | 126        | 21-0-0         | 1951-53         |
| 27. Eddie Phillips       | 120        | 20-0-0         | 1980-83         |
| 28. Jordan Canzeri       | 119        | 17-0-0         | 2011, 13-15     |
| 29. LeShun Daniels, Jr.  | 116        | 19-1-0         | 2013-16         |
| 30. D. Johnson-Koulianos | 114        | 19-0-0         | 2007-10         |
| Shonn Greene             | 114        | 19-0-0         | 2005-06, 08     |
| Kahlil Hill              | 114        | 19-0-0         | 1998-01         |
| Tony Stewart             | 114        | 19-0-0         | 1987-90         |
| 34. Dennis Mosley        | 108        | 18-0-0         | 1976-79         |
| Marcus Coker             | 108        | 18-0-0         | 2010-11         |
| 36. Nick Quartaro        | 106        | 0-55-17        | 1974-76         |
| 37. Ed Hinkel            | 102        | 17-0-0         | 2002-05         |
| Fred Russell             | 102        | 17-0-0         | 2000-03         |
| Lew Montgomery           | 102        | 17-0-0         | 1989-92         |
| Robert Smith             | 102        | 17-0-0         | 1983-86         |
| 41. Wilburn Hollis       | 100        | 16-2-0         | 1959-61         |

## Interceptions (min. 8 interceptions)

|     | Name             | No-Yards | Avg. | TDs | Years   |
|-----|------------------|----------|------|-----|---------|
| 1.  | Devon Mitchell   | 18-202   | 11.2 | 0   | 1982-85 |
|     | Nile Kinnick     | 18-91    | 5.0  | 0   | 1937-39 |
| 3.  | Jovon Johnson    | 17-183   | 10.8 | 1   | 2002-05 |
| 4.  | Desmond King     | 14-231   | 16.5 | 3   | 2013-16 |
|     | Damien Robinson  | 14-196   | 14.0 | 0   | 1993-96 |
| 6.  | Tyler Sash       | 13-392   | 30.2 | 1   | 2008-10 |
| 7.  | Brett Greenwood  | 12-83    | 6.9  | 0   | 2007-10 |
|     | Steve Wilson     | 12-118   | 9.8  | 0   | 1966-68 |
|     | Plez Atkins      | 11-153   | 13.9 | 2   | 1994-97 |
|     | Brad Quast       | 11-217   | 19.7 | 1   | 1986-89 |
| 11. | Tom Knight       | 10-237   | 23.7 | 3   | 1993-96 |
|     | Merton Hanks     | 10-78    | 7.8  | 0   | 1987-90 |
|     | Kerry Burt       | 10-46    | 4.6  | 0   | 1984-87 |
|     | Lou King         | 10-90    | 9.0  | 0   | 1978-81 |
| 15. | Mike Stoops      | 9-194    | 21.6 | 0   | 1981-84 |
|     | Scott Plate      | 9-60     | 6.7  | 0   | 1990-93 |
|     | Rod Sears        | 9-166    | 18.4 | 1   | 1975-77 |
|     | Craig Clemons    | 9-23     | 2.6  | 0   | 1969-71 |
| 19. | Josh Jackson     | 8-168    | 21.0 | 2   | 2015-17 |
|     | Micah Hyde       | 8-142    | 17.8 | 2   | 2009-12 |
|     | Antwan Allen     | 8-78     | 9.8  | 0   | 2002-05 |
|     | Tarig Holman     | 8-36     | 4.5  | 0   | 1996-99 |
|     | Jason Olejniczak | 8-43     | 5.4  | 1   | 1990-93 |
|     | Nate Creer       | 8-60     | 7.5  | 0   | 1982-85 |
|     | Bobby Stoops     | 8-80     | 10.0 | 0   | 1979-82 |
|     | Jim Caldwell     | 8-68     | 8.5  | 0   | 1973-76 |
|     | Rick Penney      | 8-100    | 12.5 | 0   | 1972-75 |

## Tackles (min. 200 tackles)

|     | Name              | Total | Solo | Ast. | Years   |
|-----|-------------------|-------|------|------|---------|
| 1.  | Larry Station     | 492   | 308  | 184  | 1982-85 |
| 2.  | Andre Jackson     | 465   | 275  | 190  | 1972-75 |
| 3.  | Abdul Hodge       | 453   | 289  | 164  | 2002-05 |
| 4.  | Josey Jewell      | 437   | 211  | 226  | 2014-17 |
| 5.  | Brad Quast        | 435   | 234  | 201  | 1986-89 |
| 6.  | Chad Greenway     | 416   | 252  | 164  | 2002-05 |
| 7.  | James Morris      | 400   | 180  | 220  | 2010-13 |
| 8.  | Fred Barr         | 376   | 217  | 159  | 1999-02 |
| 9.  | Tom Rusk          | 361   | 247  | 114  | 1975-78 |
| 10. | Matt Hughes       | 354   | 206  | 148  | 1995-98 |
| 11. | Bob Sanders       | 348   | 235  | 113  | 2000-03 |
| 12. | Dave Haight       | 346   | 213  | 133  | 1985-88 |
| 13. | Aaron Kampman     | 342   | 209  | 133  | 1998-01 |
| 14. | Melvin Foster     | 337   | 155  | 182  | 1987-90 |
| 15. | Bobby Diaco       | 334   | 175  | 159  | 1992-95 |
| 16. | George Davis      | 330   | 216  | 114  | 1983-86 |
| 17. | Christian Kirksey | 315   | 151  | 164  | 2010-13 |
| 18. | Mike Wells        | 313   | 185  | 128  | 1990-93 |
|     | Damien Robinson   | 291   | 183  | 108  | 1993-96 |
| 20. | Jason Olejniczak  | 275   | 176  | 99   | 1990-93 |
| 21. | Todd Simonsen     | 272   | 152  | 120  | 1979-81 |
| 22. | Anthony Hitchens  | 270   | 125  | 145  | 2010-13 |
|     | Rick Penney       | 270   | 178  | 92   | 1972-75 |
| 24. | Jeremiha Hunter   | 269   | 87   | 182  | 2007-10 |
| 25. | Pat Dean          | 266   | 170  | 96   | 1978-81 |
| 26. | Rod Barnhart      | 264   | 165  | 99   | 1967-69 |
| 27. | Desmond King      | 263   | 174  | 89   | 2013-16 |
| 28. | John Derby        | 262   | 151  | 111  | 1988-91 |
| 29. | Craig Clemons     | 261   | 182  | 79   | 1969-71 |
| 30. | Jared DeVries     | 260   | 164  | 96   | 1995-98 |
| 31. | Dave Simms        | 256   | 147  | 109  | 1971-72 |
| 32. | Dave Bryant       | 253   | 181  | 72   | 1972-75 |

## Tackles (min. 200 tackles) - Continued

|     | Name             | Total | Solo | Ast. | Years    |
|-----|------------------|-------|------|------|----------|
| 33. | Pat Angerer      | 248   | 87   | 161  | 2006-09  |
|     | Merton Hanks     | 248   | 166  | 82   | 1987-90  |
| 35. | Dan LaFleur      | 247   | 152  | 95   | 1972-74  |
| 36. | Jim Johnson      | 245   | 145  | 100  | 1987-90  |
| 37. | Mel Cole         | 244   | 144  | 100  | 1978-81  |
| 38. | Leven Weiss      | 240   | 158  | 82   | 1976-79  |
| 39. | Micah Hyde       | 237   | 153  | 84   | 2009-12  |
|     | Vernon Rollins   | 237   | 128  | 109  | 1995-97  |
| 41. | Antwan Allen     | 235   | 174  | 61   | 2002-05  |
|     | Kevin Spitzig    | 235   | 146  | 89   | 1980-84  |
| 43. | Bo Bower         | 234   | 106  | 128  | 2014-17  |
|     | Matt Kroul       | 234   | 84   | 150  | 2005-08  |
| 45. | Dave Brooks      | 232   | 134  | 98   | 1969-70  |
|     | John Harty       | 232   | 136  | 96   | 1977-80  |
| 47. | Mark Bortz       | 231   | 126  | 105  | 1979-82  |
| 48. | Bobby Stoops     | 230   | 129  | 101  | 1979-82  |
| 49. | Brett Greenwood  | 229   | 117  | 112  | 2007-10  |
|     | Roger Meyer      | 229   | 140  | 89   | 1998-01  |
| 51. | Mitch King       | 228   | 123  | 105  | 2005-08  |
| 52. | Mike Klinkenborg | 224   | 104  | 120  | 2004-07  |
| 53. | Tanner Miller    | 222   | 118  | 104  | 2010-13  |
|     | Matt Bowen       | 222   | 142  | 80   | 1996-99  |
| 55. | A.J. Edds        | 221   | 72   | 149  | 2006-09  |
|     | Earl Douthitt    | 221   | 148  | 73   | 1972-74  |
| 57. | Layne McDowell   | 220   | 136  | 84   | 1968-70  |
| 58. | Matt Hilliard    | 219   | 126  | 93   | 1990-93  |
| 59. | Tyler Sash       | 217   | 109  | 108  | 2008-10  |
| 60. | Shanty Burks     | 215   | 151  | 64   | 1973-77  |
| 61. | Colin Cole       | 213   | 138  | 75   | 1999-02  |
| 62. | Jeff Drost       | 212   | 137  | 75   | 1983-86  |
| 63. | Parker Wildeman  | 211   | 122  | 89   | 1991-94  |
| 64. | Eddie Polly      | 209   | 120  | 89   | 1988-915 |
|     | Jim Reilly       | 209   | 129  | 80   | 1985-88  |
| 66. | Ed Miles         | 207   | 119  | 88   | 2003-06  |
|     | Brian Wise       | 207   | 136  | 71   | 1988-91  |
| 68. | Jon LaFleur      | 206   | 119  | 87   | 1994-97  |
| 69. | Leroy Smith      | 203   | 141  | 62   | 1988-91  |
| 70. | Miguel Merrick   | 202   | 142  | 60   | 2003-06  |
|     | Mike Dailey      | 202   | 124  | 78   | 1990-93  |
| 72. | Ben Niemann      | 201   | 109  | 92   | 2014-17  |
| 73. | Jordan Lomax     | 200   | 98   | 102  | 2012-15  |
|     | Larry Blue       | 200   | 129  | 71   | 1989-93  |
|     | Mike Dolezal     | 200   | 113  | 87   | 1998-01  |

NOTE: Players listed in boldface are current players.



**Rushing Offense**

|     | Opponent         | Att-Yds | TD | Date       |
|-----|------------------|---------|----|------------|
| 1.  | Minnesota        | 47-517  | 7  | 11-19-1983 |
| 2.  | Washington State | 65-464  | 6  | 9-27-1969  |
| 3.  | Cincinnati       | 67-455  | 9  | 9-15-1990  |
| 4.  | Wisconsin        | 69-439  | 5  | 11-8-1975  |
| 5.  | Northwestern     | 49-431  | 6  | 11-9-1968  |
| 6.  | California       | 55-429  | 5  | 1-1-1959   |
| 7.  | Notre Dame       | 45-409  | 6  | 11-24-1956 |
| 8.  | Tulsa            | 51-408  | 4  | 9-13-1997  |
| 9.  | Michigan State   | 63-397  | 3  | 11-21-1981 |
| 10. | Washington State | 51-396  | 7  | 10-3-1953  |

**Passing Offense**

|     | Opponent     | Co-Att | Yds | TD | Date       |
|-----|--------------|--------|-----|----|------------|
| 1.  | Northwestern | 32-44  | 584 | 7  | 11-7-1987  |
| 2.  | Northwestern | 28-43  | 575 | 5  | 10-8-1983  |
| 3.  | Indiana      | 44-62  | 558 | 3  | 10-29-1988 |
| 4.  | Texas        | 30-40  | 469 | 6  | 12-26-1984 |
| 5.  | Purdue       | 20-29  | 438 | 4  | 10-13-1984 |
| 6.  | N.C. State   | 30-51  | 428 | 3  | 12-31-1988 |
| 7.  | Indiana      | 36-61  | 426 | 0  | 10-23-1999 |
| 8.  | Indiana      | 25-39  | 409 | 3  | 10-29-1983 |
| 9.  | Northwestern | 19-26  | 399 | 6  | 10-26-1985 |
| 10. | Pittsburgh   | 31-48  | 399 | 3  | 9-17-2011  |

**Total Offense**

|     | Opponent         | Rush-Pass | Total | Date       |
|-----|------------------|-----------|-------|------------|
| 1.  | Northwestern     | 138-575   | 713   | 10-8-1983  |
| 2.  | Washington State | 464-232   | 696   | 9-27-1969  |
| 3.  | Northwestern     | 90-584    | 674   | 11-7-1987  |
| 4.  | Cincinnati       | 455-207   | 662   | 9-15-1990  |
| 5.  | Northern Iowa    | 379-279   | 658   | 9-6-1997   |
|     | Indiana          | 249-409   | 658   | 10-29-1983 |
| 7.  | Minnesota        | 517-139   | 656   | 11-19-1983 |
| 8.  | Utah State       | 320-328   | 648   | 9-28-1957  |
| 9.  | Middle Tennessee | 351-293   | 644   | 9-28-2019  |
| 10. | Northwestern     | 431-208   | 639   | 11-9-1968  |
| 11. | Tulsa            | 408-217   | 625   | 9-13-1997  |

**Scoring Offense**

|    | Opponent      | Score | Date       |
|----|---------------|-------|------------|
| 1. | Northern Iowa | 95-0  | 10-3-1914  |
| 2. | Coe           | 92-0  | 10-10-1908 |
| 3. | Iowa Wesleyan | 91-0  | 11-1-1890  |
| 4. | Cornell       | 88-0  | 10-1-1904  |
| 5. | Northwestern  | 78-6  | 10-29-1913 |
| 6. | Cornell       | 76-0  | 10-15-1913 |
| 7. | Des Moines    | 72-0  | 11-11-1905 |
| 8. | Utah State    | 70-14 | 9-28-1957  |
| 9. | Texas El Paso | 69-7  | 9-27-1986  |
|    | Grinnell      | 69-0  | 11-12-1904 |

**Rushing Defense**

|     | Opponent      | Att-Yds  | TD | Date       |
|-----|---------------|----------|----|------------|
| 1.  | Purdue        | 17-( 73) | 0  | 11-18-1989 |
| 2.  | Drake         | 27-( 36) | 0  | 9-14-1985  |
| 3.  | Texas El Paso | 29-( 30) | 0  | 9-27-1986  |
|     | Indiana       | 28-( 30) | 0  | 10-12-1957 |
| 5.  | Purdue        | 21-( 22) | 1  | 11-17-1990 |
| 6.  | Kansas State  | 31-( 21) | 0  | 9-29-1951  |
| 7.  | Wisconsin     | 20-(18)  | 1  | 11-18-1995 |
| 8.  | Kent State    | 19-(13)  | 0  | 9-4-2004   |
|     | Indiana       | 27-(13)  | 0  | 11-7-1992  |
| 10. | Iowa State    | 30-(11)  | 0  | 9-6-1997   |
|     | Iowa State    | 30-( 11) | 0  | 9-13-1986  |

**Passing Defense**

|    | Opponent     | Co-Att | Yds  | Int | Date       |
|----|--------------|--------|------|-----|------------|
| 1. | Notre Dame   | 1-8    | ( 7) | 3   | 10-23-1948 |
| 2. | Minnesota    | 0-4    | 0    | 0   | 10-21-1972 |
|    | Purdue       | 0-3    | 0    | 1   | 10-26-1968 |
|    | Ohio State   | 0-3    | 0    | 0   | 11-12-1955 |
|    | Kansas State | 0-8    | 0    | 2   | 9-24-1955  |
|    | Nebraska     | 2-6    | 0    | 2   | 11-24-1945 |
|    | Wisconsin    | 0-5    | 0    | 1   | 11-3-1945  |
|    | Notre Dame   | 0-1    | 0    | 0   | 10-27-1945 |
|    | Great Lakes  | 0-4    | 0    | 0   | 10-3-1942  |
|    | Michigan     | 0-4    | 0    | 0   | 10-4-1941  |

**Total Defense**

|    | Opponent      | Rush-Pass | Total | Date       |
|----|---------------|-----------|-------|------------|
| 1. | Northwestern  | 19-30     | 49    | 10-6-1984  |
| 2. | Kansas State  | 67-0      | 67    | 9-24-1955  |
| 3. | Kansas State  | ( 21)-89  | 68    | 9-29-1951  |
| 4. | Cincinnati    | 23-46     | 69    | 9-15-1990  |
| 5. | N. Dakota St. | 40-36     | 76    | 9-21-1946  |
| 6. | Northwestern  | 6-72      | 78    | 10-3-1981  |
|    | Hawaii        | 67-11     | 78    | 10-20-1956 |
| 8. | Wisconsin     | 36-46     | 82    | 10-12-1991 |
| 9. | Kansas State  | 11-70     | 81    | 10-31-1959 |
|    | Minnesota     | 59-22     | 81    | 11-14-1953 |

**Scoring Defense**

0, on 55 occasions (last at Northwestern, 10/26/2019)

**Rushing Offense**

|     | Year | G  | Att-Yards | TDs | Avg/G |
|-----|------|----|-----------|-----|-------|
| 1.  | 1960 | 9  | 439 2,284 | 29  | 253.8 |
| 2.  | 1968 | 10 | 530 2,528 | 32  | 252.8 |
| 3.  | 1957 | 9  | 453 2,170 | 27  | 241.1 |
| 4.  | 1959 | 9  | 440 2,151 | 24  | 239.0 |
| 5.  | 1953 | 9  | 456 2,147 | 21  | 238.6 |
| 6.  | 1954 | 9  | 442 2,083 | 25  | 231.4 |
| 7.  | 1990 | 12 | 577 2,699 | 38  | 224.9 |
| 8.  | 1994 | 11 | 474-2,431 | 26  | 221.0 |
| 9.  | 1975 | 11 | 559 2,406 | 18  | 218.7 |
| 10. | 1997 | 12 | 552-2,604 | 25  | 217.0 |

**Passing Offense**

|     | Year | G  | Co-Att  | Yards | Avg/G |
|-----|------|----|---------|-------|-------|
| 1.  | 1985 | 12 | 276 420 | 3,611 | 300.9 |
| 2.  | 1987 | 13 | 276 448 | 3,796 | 292.0 |
| 3.  | 1988 | 13 | 290 470 | 3,752 | 288.6 |
| 4.  | 1983 | 12 | 194 346 | 3,239 | 269.9 |
| 5.  | 2005 | 12 | 245-404 | 3,093 | 257.8 |
| 6.  | 2004 | 12 | 239-385 | 2,881 | 240.1 |
| 7.  | 2006 | 13 | 248-423 | 3,118 | 239.8 |
| 8.  | 2014 | 13 | 265-437 | 3,081 | 237.0 |
| 9.  | 1964 | 9  | 154 321 | 2,125 | 236.1 |
| 10. | 1984 | 13 | 226 348 | 3,053 | 234.8 |
|     | 2011 | 13 | 240-412 | 3,052 | 234.8 |

**Total Offense**

|     | Year | G  | Rush-Pass   | Total | Avg/G |
|-----|------|----|-------------|-------|-------|
| 1.  | 1983 | 12 | 2,408 3,239 | 5,647 | 470.6 |
| 2.  | 1985 | 12 | 1,896 3,611 | 5,507 | 458.9 |
| 3.  | 1968 | 10 | 2,528 1,876 | 4,404 | 440.4 |
| 4.  | 2005 | 12 | 2,096-3,093 | 5,189 | 432.4 |
| 5.  | 1990 | 12 | 2,699 2,456 | 5,155 | 429.6 |
|     | 1987 | 13 | 1,789 3,796 | 5,585 | 429.6 |
| 7.  | 2002 | 13 | 2,784-2,734 | 5,518 | 424.5 |
| 8.  | 1969 | 10 | 2,155 2,088 | 4,243 | 424.3 |
| 9.  | 1988 | 13 | 1,741 3,752 | 5,493 | 422.5 |
| 10. | 1995 | 12 | 2,398-2,613 | 5,011 | 417.6 |

**Scoring Offense (since 1940)**

|     | Year | G  | Pts | Avg/G |
|-----|------|----|-----|-------|
| 1.  | 2002 | 13 | 484 | 37.2  |
| 2.  | 1985 | 12 | 440 | 36.7  |
| 3.  | 1990 | 12 | 427 | 35.6  |
| 4.  | 1997 | 12 | 411 | 34.3  |
| 5.  | 2001 | 12 | 391 | 32.6  |
|     | 1986 | 12 | 391 | 32.6  |
| 7.  | 1968 | 10 | 322 | 32.2  |
| 8.  | 1983 | 12 | 380 | 31.7  |
| 9.  | 2018 | 13 | 405 | 31.2  |
| 10. | 2015 | 14 | 433 | 30.9  |

**Rushing Defense**

|     | Year | G  | Att-Yards | TDs | Avg/G |
|-----|------|----|-----------|-----|-------|
| 1.  | 1981 | 12 | 421-956   | 7   | 79.7  |
| 2.  | 2002 | 13 | 416-1065  | 17  | 81.9  |
| 3.  | 2004 | 12 | 392-1,110 | 8   | 92.5  |
| 4.  | 2003 | 13 | 480-1,205 | 10  | 92.7  |
| 5.  | 2008 | 12 | 383-1,179 | 7   | 98.2  |
| 6.  | 1984 | 13 | 474-1,308 | 7   | 100.6 |
| 7.  | 2010 | 13 | 407-1,320 | 13  | 101.5 |
| 8.  | 1986 | 12 | 461-1,246 | 9   | 103.8 |
| 9.  | 2018 | 13 | 435-1,424 | 9   | 109.5 |
| 10. | 1990 | 12 | 432-1,317 | 16  | 109.8 |

**Passing Defense**

|     | Year | G  | Co-Att | Yards | Avg/G |
|-----|------|----|--------|-------|-------|
| 1.  | 1973 | 11 | 48-107 | 716   | 65.1  |
| 2.  | 1946 | 9  | 47-106 | 490   | 65.5  |
| 3.  | 1974 | 11 | 50-130 | 723   | 65.7  |
| 4.  | 1947 | 9  | 54-135 | 626   | 69.6  |
| 5.  | 1948 | 9  | 44-115 | 780   | 86.7  |
| 6.  | 1972 | 11 | 78-172 | 989   | 89.9  |
| 7.  | 1960 | 9  | 71-149 | 827   | 91.9  |
| 8.  | 1961 | 9  | 59-154 | 858   | 95.3  |
| 9.  | 1956 | 10 | 74-153 | 913   | 101.4 |
| 10. | 1976 | 11 | 90-204 | 1,151 | 104.6 |

**Total Defense**

|     | Year | G  | Rush-Pass   | Total | Avg/G |
|-----|------|----|-------------|-------|-------|
| 1.  | 1946 | 9  | 1,217-590   | 1,806 | 200.7 |
| 2.  | 1957 | 9  | 1,014-967   | 1,981 | 220.1 |
| 3.  | 1956 | 10 | 1,285-783   | 2,068 | 229.8 |
| 4.  | 1981 | 12 | 956-1,834   | 2,790 | 232.5 |
| 5.  | 1959 | 9  | 1,037-1,098 | 2,135 | 237.2 |
| 6.  | 1953 | 9  | 1,050-1,208 | 2,528 | 250.9 |
| 7.  | 1960 | 9  | 1,492-827   | 2,319 | 257.7 |
| 8.  | 1950 | 9  | 1,242-1,107 | 2,349 | 261.0 |
| 9.  | 1961 | 9  | 1,493-858   | 2,351 | 261.2 |
| 10. | 1962 | 9  | 1,308-1,057 | 2,365 | 262.8 |

**Scoring Defense (since 1940)**

|    | Year | G  | Pts | Avg/G |
|----|------|----|-----|-------|
| 1. | 1956 | 10 | 84  | 8.4   |
| 2. | 1953 | 9  | 91  | 10.1  |
| 3. | 1946 | 9  | 92  | 10.2  |
| 4. | 1959 | 9  | 100 | 11.1  |
| 5. | 1960 | 9  | 108 | 12.0  |
| 6. | 1940 | 8  | 98  | 12.3  |
|    | 1941 | 8  | 99  | 12.3  |
| 8. | 1957 | 9  | 112 | 12.4  |
| 9. | 2008 | 13 | 169 | 13.0  |
|    | 1981 | 12 | 157 | 13.0  |

**Rushing**
*(ranked according to net yards gained)*

| Year | Player         | Att-Yds   | TDs |
|------|----------------|-----------|-----|
| 1933 | Dick Crayne    | 161-655   | 7   |
| 1934 | Dick Crayne    | 128-432   | 7   |
| 1935 | Ozzie Simmons  | 113-580   | 5   |
| 1936 | Ozzie Simmons  | 98-592    | 5   |
| 1937 | Nile Kinnick   | 95-214    | 2   |
| 1938 | Jerry Niles    | 51-176    | 2   |
| 1939 | Nile Kinnick   | 106-374   | 5   |
| 1940 | Bill Green     | 115-483   | 5   |
| 1941 | Bill Green     | 114-420   | 5   |
| 1942 | Charles Uknes  | 84-445    | 4   |
| 1943 | Bill Gallagher | 72-314    | 2   |
| 1944 | Bill Kersten   | 106-301   | 1   |
| 1945 | Arthur Johnson | 65-290    | 2   |
| 1946 | Bob Smith      | 109-503   | 4   |
| 1947 | Bob Smith      | 110-395   | 5   |
| 1948 | Jerry Faske    | 73-491    | 2   |
| 1949 | Ralph Doran    | 53-342    | 4   |
| 1950 | Bill Reichardt | 138-585   | 0   |
| 1951 | Bill Reichardt | 178-737   | 2   |
| 1952 | George Broeder | 86-311    | 3   |
| 1953 | George Broeder | 96-410    | 3   |
| 1954 | Eddie Vincent  | 95-618    | 5   |
| 1955 | Eddie Vincent  | 73-381    | 5   |
| 1956 | Ken Ploen      | 86-487    | 6   |
| 1957 | Collins Hagler | 67-456    | 3   |
| 1958 | Ray Jauch      | 76-524    | 2   |
| 1959 | Bob Jeter      | 108-609   | 4   |
| 1960 | Larry Ferguson | 90-665    | 6   |
| 1961 | Bill Perkins   | 62-380    | 2   |
| 1962 | Larry Ferguson | 113-547   | 3   |
| 1963 | Bobby Grier    | 98-406    | 0   |
| 1964 | Dalton Kimble  | 68-284    | 6   |
| 1965 | Silas McKinnie | 89-286    | 0   |
| 1966 | Silas McKinnie | 124-516   | 1   |
| 1967 | Silas McKinnie | 166-588   | 9   |
| 1968 | Ed Podolak     | 154-937   | 8   |
| 1969 | Steve Penney   | 102-484   | 1   |
| 1970 | Levi Mitchell  | 205-900   | 3   |
| 1971 | Levi Mitchell  | 149-623   | 3   |
| 1972 | Dave Harris    | 136-621   | 4   |
| 1973 | Jim Jensen     | 111-509   | 5   |
| 1974 | Jim Jensen     | 163-659   | 1   |
| 1975 | Dave Schick    | 90-482    | 2   |
| 1976 | Jon Lazar      | 95-392    | 3   |
| 1977 | Jon Lazar      | 100-411   | 3   |
| 1978 | Jon Lazar      | 108-423   | 1   |
| 1979 | Dennis Mosley  | 270-1,267 | 12  |
| 1980 | Jeff Brown     | 132-673   | 1   |
| 1981 | Phil Blatcher  | 145-708   | 8   |
| 1982 | Eddie Phillips | 166-806   | 5   |
| 1983 | Owen Gill      | 129-798   | 10  |
| 1984 | Owen Gill      | 199-920   | 4   |
| 1985 | Ronnie Harmon  | 223-1,166 | 9   |
| 1986 | Rick Bayless   | 216-1,150 | 10  |
| 1987 | Kevin Harmon   | 151-715   | 6   |
| 1988 | Tony Stewart   | 215-1,036 | 8   |
| 1989 | Nick Bell      | 117-603   | 4   |
| 1990 | Nick Bell      | 166-1,009 | 12  |
| 1991 | Mike Saunders  | 216-1,022 | 10  |

| Year | Player               | Att-Yds        | TDs      |
|------|----------------------|----------------|----------|
| 1992 | Marvin Lampkin       | 171-653        | 2        |
| 1993 | Ryan Terry           | 157-664        | 5        |
| 1994 | Sedrick Shaw         | 170-1,002      | 7        |
| 1995 | Sedrick Shaw         | 316-1,477      | 15       |
| 1996 | Sedrick Shaw         | 224-1,116      | 9        |
| 1997 | Tavian Banks         | 260-1,691      | 17       |
| 1998 | Ladell Betts         | 188-679        | 5        |
| 1999 | Ladell Betts         | 189-857        | 5        |
| 2000 | Ladell Betts         | 232-1,090      | 5        |
| 2001 | Ladell Betts         | 222-1,060      | 10       |
| 2002 | Fred Russell         | 220-1,264      | 9        |
| 2003 | Fred Russell         | 282-1,355      | 7        |
| 2004 | Sam Brownlee         | 94-227         | 0        |
| 2005 | Albert Young         | 249-1,334      | 8        |
| 2006 | Albert Young         | 178-779        | 7        |
| 2007 | Albert Young         | 206-968        | 6        |
| 2008 | Shonn Greene         | 307-1,850      | 20       |
| 2009 | Adam Robinson        | 181-834        | 5        |
| 2010 | Adam Robinson        | 203-941        | 10       |
| 2011 | Marcus Coker         | 281-1,384      | 15       |
| 2012 | Mark Weisman         | 159-815        | 8        |
| 2013 | Mark Weisman         | 227-975        | 8        |
| 2014 | Mark Weisman         | 213-812        | 16       |
| 2015 | Jordan Canzeri       | 183-984        | 12       |
| 2016 | Akum Wadley          | 168-1081       | 10       |
| 2017 | Akum Wadley          | 252-1,109      | 10       |
| 2018 | <b>Mekhi Sargent</b> | <b>159-745</b> | <b>9</b> |
| 2019 | <b>Tyler Goodson</b> | <b>134-638</b> | <b>5</b> |

**Passing**
*(ranked according to yards gained)*

| Year | Player          | Com-Att | Yds   |
|------|-----------------|---------|-------|
| 1943 | Roger Stephens  | 12      | 231   |
| 1944 | Dick Woodard    | 11      | 128   |
| 1945 | Jerry Niles     | 63      | 889   |
| 1946 | Emlen Tunnell   | 28-58   | 228   |
| 1947 | Al DiMarco      | 49-100  | 644   |
| 1948 | Al DiMarco      | 64-161  | 1,105 |
| 1949 | Glenn Drahn     | 51-145  | 735   |
| 1950 | Glenn Drahn     | 55-168  | 835   |
| 1951 | Burt Britzmann  | 68-150  | 942   |
| 1952 | Burt Britzmann  | 37-94   | 515   |
| 1953 | Lou Matykiewicz | 18-44   | 234   |
| 1954 | Jerry Reichow   | 34-73   | 386   |
| 1955 | Jerry Reichow   | 48-88   | 722   |
| 1956 | Ken Ploen       | 33-64   | 386   |
| 1957 | Randy Duncan    | 70-119  | 1,124 |
| 1958 | Randy Duncan    | 106-179 | 1,397 |
| 1959 | Olen Treadway   | 86-147  | 1,014 |
| 1960 | Wilburn Hollis  | 22-62   | 289   |
| 1961 | Matt Szykowny   | 79-120  | 1,078 |
| 1962 | Matt Szykowny   | 59-115  | 737   |
| 1963 | Gary Snook      | 34-90   | 667   |
| 1964 | Gary Snook      | 151-311 | 2,062 |
| 1965 | Gary Snook      | 95-230  | 1,009 |
| 1966 | Ed Podolak      | 77-191  | 1,041 |
| 1967 | Ed Podolak      | 79-162  | 1,014 |
| 1968 | Larry Lawrence  | 88-156  | 1,307 |
| 1969 | Larry Lawrence  | 113-239 | 1,680 |
| 1970 | Roy Bash        | 32-70   | 473   |
| 1971 | Frank Sunderman | 109-235 | 1,297 |

| Year | Player           | Com-Att | Yds   |
|------|------------------|---------|-------|
| 1972 | Kyle Skogman     | 24-57   | 356   |
| 1973 | Butch Caldwell   | 36-99   | 549   |
| 1974 | Rob Fick         | 79-165  | 1,059 |
| 1975 | Tom McLaughlin   | 23-87   | 358   |
| 1976 | Butch Caldwell   | 37-101  | 616   |
| 1977 | Tom McLaughlin   | 78-152  | 1,081 |
| 1978 | Jeff Green       | 41-103  | 556   |
| 1979 | Phil Suess       | 88-159  | 1,165 |
| 1980 | Phil Suess       | 87-166  | 1,031 |
| 1981 | Gordy Bohannon   | 72-142  | 999   |
| 1982 | Chuck Long       | 148-227 | 1,678 |
| 1983 | Chuck Long       | 157-265 | 2,601 |
| 1984 | Chuck Long       | 216-322 | 2,871 |
| 1985 | Chuck Long       | 260-388 | 3,297 |
| 1986 | Mark Vasic       | 108-180 | 1,456 |
| 1987 | Chuck Hartlieb   | 217-334 | 3,092 |
| 1988 | Chuck Hartlieb   | 288-460 | 3,738 |
| 1989 | Matt Rodgers     | 178-312 | 2,222 |
| 1990 | Matt Rodgers     | 187-310 | 2,228 |
| 1991 | Matt Rodgers     | 185-283 | 2,275 |
| 1992 | Jim Hartlieb     | 144-226 | 1,579 |
| 1993 | Paul Burmeister  | 184-309 | 2,152 |
| 1994 | Ryan Driscoll    | 78-154  | 1,018 |
| 1995 | Matt Sherman     | 170-295 | 2,546 |
| 1996 | Matt Sherman     | 154-264 | 1,918 |
| 1997 | Matt Sherman     | 82-158  | 1,199 |
| 1998 | Kyle McCann      | 86-159  | 1,179 |
| 1999 | Scott Mullen     | 126-226 | 1,415 |
| 2000 | Scott Mullen     | 74-141  | 877   |
| 2001 | Kyle McCann      | 167-252 | 2,028 |
| 2002 | Brad Banks       | 170-294 | 2,573 |
| 2003 | Nathan Chandler  | 165-307 | 2,040 |
| 2004 | Drew Tate        | 233-375 | 2,786 |
| 2005 | Drew Tate        | 219-352 | 2,828 |
| 2006 | Drew Tate        | 207-352 | 2,623 |
| 2007 | Jake Christensen | 198-370 | 2,269 |
| 2008 | Ricky Stanzi     | 150-254 | 1,956 |
| 2009 | Ricky Stanzi     | 171-304 | 2,417 |
| 2010 | Ricky Stanzi     | 221-345 | 3,004 |
| 2011 | James Vandenberg | 237-404 | 3,022 |
| 2012 | James Vandenberg | 223-389 | 2,249 |
| 2013 | Jake Rudock      | 204-306 | 2,383 |
| 2014 | Jake Rudock      | 213-345 | 2,436 |
| 2015 | C.J. Beathard    | 223-362 | 2,809 |
| 2016 | C.J. Beathard    | 170-301 | 1,929 |
| 2017 | Nate Stanley     | 196-351 | 2,437 |
| 2018 | Nate Stanley     | 235-396 | 2,852 |
| 2019 | Nate Stanley     | 237-399 | 2,951 |

**Note: Players listed in boldface are current players.**

## Receiving

(ranked according to yards gained)

| Year | Player          | No-Yds   | TDs |
|------|-----------------|----------|-----|
| 1943 | Bill Barbour    | 10-179   | 1   |
| 1944 | John Stewart    | 7-46     | 1   |
| 1945 | Harold Loehlein | 11-165   | 1   |
| 1946 | Dick Hoerner    | 6-72     | 0   |
| 1947 | Emlen Tunnell   | 12-262   | 4   |
| 1948 | Bob McKenzie    | 22-382   | 0   |
| 1949 | Bob McKenzie    | 22-313   | 5   |
| 1950 | Bill Reichardt  | 11-95    | 0   |
| 1951 | Fred Ruck       | 25-274   | 2   |
| 1952 | Dan McBride     | 29-448   | 3   |
| 1953 | Frank Gilliam   | 12-71    | 2   |
| 1954 | Frank Gilliam   | 15-223   | 1   |
| 1955 | Jim Gibbons     | 16-257   | 3   |
| 1956 | Jim Gibbons     | 17-255   | 4   |
| 1957 | Jim Gibbons     | 36-587   | 4   |
| 1958 | Don Norton      | 25-374   | 4   |
| 1959 | Don Norton      | 30-428   | 4   |
| 1960 | Felton Rogers   | 8-96     | 0   |
| 1961 | Cloyd Webb      | 25-425   | 4   |
| 1962 | Paul Krause     | 16-214   | 1   |
| 1963 | Cloyd Webb      | 24-424   | 4   |
| 1964 | Karl Noonan     | 59-933   | 4   |
| 1965 | Karl Noonan     | 43-545   | 0   |
| 1966 | Al Bream        | 30-418   | 1   |
| 1967 | Al Bream        | 55-703   | 5   |
| 1968 | Ray Manning     | 35-426   | 5   |
| 1969 | Kerry Reardon   | 43-738   | 2   |
| 1970 | Kerry Reardon   | 27-438   | 2   |
| 1971 | Dave Triplett   | 28-426   | 3   |
| 1972 | Brian Rollins   | 29-378   | 2   |
| 1973 | Brian Rollins   | 33-408   | 1   |
| 1974 | Bill Schultz    | 25-432   | 1   |
| 1975 | Bill Schultz    | 8-238    | 2   |
| 1976 | Tom Grine       | 12-195   | 0   |
| 1977 | Mike Brady      | 26-357   | 0   |
| 1978 | Jon Lazar       | 18-72    | 1   |
| 1979 | Brad Reid       | 25-290   | 0   |
| 1980 | Keith Chappelle | 64-1,037 | 6   |
| 1981 | Jeff Brown      | 20-301   | 2   |
| 1982 | Dave Moritz     | 41-605   | 3   |
| 1983 | Dave Moritz     | 50-912   | 5   |
| 1984 | Bill Happel     | 47-632   | 3   |
| 1985 | Ronnie Harmon   | 60-699   | 1   |
| 1986 | Jim Mauro       | 30-600   | 5   |
| 1987 | Quinn Early     | 63-1,004 | 10  |
| 1988 | Marv Cook       | 63-767   | 3   |
| 1989 | Travis Watkins  | 36-583   | 4   |
| 1990 | Danan Hughes    | 29-410   | 5   |
| 1991 | Danan Hughes    | 43-757   | 8   |
| 1992 | Alan Cross      | 55-640   | 5   |
| 1993 | Harold Jasper   | 38-641   | 2   |
| 1994 | Harold Jasper   | 33-621   | 2   |
| 1995 | Tim Dwight      | 46-816   | 9   |
| 1996 | Tim Dwight      | 51-751   | 4   |
| 1997 | Tim Dwight      | 42-704   | 8   |
| 1998 | Kahlil Hill     | 35-432   | 2   |
| 1999 | Kevin Kasper    | 60-664   | 3   |
| 2000 | Kevin Kasper    | 82-1,010 | 7   |
| 2001 | Kahlil Hill     | 59-841   | 8   |
| 2002 | Maurice Brown   | 48-966   | 11  |

| Year | Player               | No-Yds   | TDs |
|------|----------------------|----------|-----|
| 2003 | Maurice Brown        | 33-507   | 4   |
| 2004 | Clinton Solomon      | 63-905   | 6   |
| 2005 | Clinton Solomon      | 46-800   | 7   |
| 2006 | Andy Brodell         | 39-724   | 5   |
| 2007 | D. Johnson-Koulianos | 38-482   | 2   |
| 2008 | D. Johnson-Koulianos | 44-639   | 3   |
| 2009 | D. Johnson-Koulianos | 45-750   | 2   |
| 2010 | Marvin McNutt, Jr.   | 53-861   | 8   |
| 2011 | Marvin McNutt, Jr.   | 82-1,315 | 12  |
| 2012 | K. Martin-Manley     | 52-571   | 2   |
|      | Keenan Davis         | 47-571   | 1   |
| 2013 | K. Martin-Manley     | 40-388   | 5   |
| 2014 | Tevaun Smith         | 43-596   | 3   |
| 2015 | Matt VandeBerg       | 65-703   | 4   |
| 2016 | Riley McCarron       | 42-517   | 4   |
| 2017 | Nick Easley          | 51-530   | 4   |
| 2018 | T.J. Hockenson       | 49-760   | 6   |
| 2019 | Ihmir Smith-Marsette | 44-722   | 5   |

## Scoring

(ranked according to points scored)

| Year | Player         | TD-FG-PAT | Pts |
|------|----------------|-----------|-----|
| 1933 | Dick Crayne    | 7-0-0     | 42  |
| 1934 | Dick Crayne    | 7-0-0     | 42  |
| 1935 | Dick Crayne    | 3-6-2     | 38  |
| 1936 | Ozzie Simmons  | 5-0-0     | 30  |
| 1937 | Nile Kinnick   | 2-0-0     | 12  |
| 1938 | Jerry Niles    | 2-0-4     | 16  |
| 1939 | Nile Kinnick   | 5-0-11    | 41  |
| 1940 | Bill Green     | 5-0-0     | 30  |
| 1941 | Bill Green     | 5-0-0     | 30  |
| 1942 | Bill Burkett   | 5-0-0     | 30  |
| 1943 | Roger Stephens | 4-0-0     | 24  |
| 1944 | Nelson Smith   | 3-0-0     | 18  |
| 1945 | Art Johnson    | 3-0-0     | 18  |
| 1946 | Bob Sullivan   | 2-1-10    | 25  |
| 1947 | Bob Smith      | 5-0-0     | 30  |
| 1948 | Jack Dittmer   | 5-0-0     | 30  |
| 1949 | Bill Reichardt | 4-0-20    | 44  |
| 1950 | Jerry Faske    | 4-0-0     | 24  |
| 1951 | George Rice    | 9-0-0     | 54  |
| 1952 | George Broeder | 3-0-0     | 18  |
|      | Dan McBride    | 3-0-0     | 18  |
| 1953 | George Rice    | 10-0-0    | 60  |
| 1954 | Earl Smith     | 11-0-0    | 66  |
| 1955 | Eddie Vincent  | 5-0-0     | 30  |
| 1956 | Ken Ploen      | 6-0-2     | 38  |
| 1957 | Bob Prescott   | 3-1-21    | 42  |
| 1958 | Willie Fleming | 11-0-0    | 66  |
| 1959 | Don Horn       | 7-0-0     | 42  |
| 1960 | Wilburn Hollis | 11-0-1    | 68  |
| 1961 | Joe Williams   | 9-0-0     | 54  |
| 1962 | Larry Ferguson | 3-0-0     | 18  |
| 1963 | Paul Krause    | 6-0-0     | 36  |
| 1964 | Dalton Kimble  | 8-0-0     | 48  |
| 1965 | Bob Anderson   | 0-6-10    | 28  |
| 1966 | Bob Anderson   | 0-5-9     | 24  |
| 1967 | Silas McKinnie | 9-0-1     | 56  |
| 1968 | Larry Lawrence | 10-0-0    | 60  |
| 1969 | Alan Schuette  | 0-7-24    | 45  |
| 1970 | Tim Sullivan   | 6-0-0     | 36  |

| Year | Player          | TD-FG-PAT | Pts |
|------|-----------------|-----------|-----|
| 1971 | Harry Kokolus   | 0-4-13    | 25  |
| 1972 | Dave Harris     | 4-0-0     | 24  |
|      | Frank Holmes    | 4-0-0     | 24  |
| 1973 | Jim Jensen      | 6-0-4     | 40  |
| 1974 | Rod Wellington  | 5-0-0     | 30  |
| 1975 | Nick Quartaro   | 0-7-19    | 40  |
| 1976 | Nick Quartaro   | 0-7-18    | 39  |
| 1977 | Dave Holsclaw   | 0-9-12    | 39  |
| 1978 | Brad Reid       | 6-0-0     | 36  |
| 1979 | Dennis Mosley   | 16-0-0    | 96  |
| 1980 | Keith Chappelle | 6-0-0     | 36  |
| 1981 | Tom Nichol      | 0-11-26   | 59  |
| 1982 | Tom Nichol      | 0-4-31    | 43  |
| 1983 | Tom Nichol      | 0-14-44   | 86  |
| 1984 | Tom Nichol      | 0-16-41   | 89  |
| 1985 | Rob Houghtlin   | 0-19-48   | 105 |
| 1986 | Rob Houghtlin   | 0-14-39   | 81  |
| 1987 | Rob Houghtlin   | 0-21-41   | 104 |
| 1988 | Jeff Skillett   | 0-11-31   | 64  |
| 1989 | George Murphy   | 0-4-23    | 35  |
| 1990 | Nick Bell       | 14-0-0    | 84  |
| 1991 | Mike Saunders   | 13-0-0    | 78  |
| 1992 | Danan Hughes    | 6-0-1     | 38  |
| 1993 | Todd Romano     | 0-19-10   | 49  |
| 1994 | Kent Kahl       | 9-0-0     | 54  |
| 1995 | Sedrick Shaw    | 15-0-1    | 92  |
| 1996 | Tavian Banks    | 10-0-1    | 62  |
| 1997 | Tavian Banks    | 19-0-0    | 114 |
| 1998 | Ladell Betts    | 5-0-0     | 30  |
|      | Zach Bromert    | 0-18-4    | 30  |
|      | Kahlil Hill     | 5-0-0     | 30  |
| 1999 | Tim Douglas     | 0-6-19    | 37  |
| 2000 | Nate Kaeding    | 0-14-20   | 62  |
| 2001 | Nate Kaeding    | 0-12-49   | 85  |
| 2002 | Nate Kaeding    | 0-21-57   | 120 |
| 2003 | Nate Kaeding    | 1-20-40   | 106 |
| 2004 | Kyle Schlicher  | 0-21-29   | 92  |
| 2005 | Kyle Schlicher  | 0-17-43   | 94  |
| 2006 | Kyle Schlicher  | 0-13-32   | 71  |
| 2007 | Albert Young    | 7-0-0     | 42  |
| 2008 | Shonn Greene    | 20-0-0    | 120 |
| 2009 | Daniel Murray   | 0-19-32   | 89  |
| 2010 | Mike Meyer      | 0-14-31   | 73  |
| 2011 | Marcus Coker    | 15-0-0    | 90  |
| 2012 | Mike Meyer      | 0-17-25   | 76  |
| 2013 | Mike Meyer      | 0-16-41   | 89  |
| 2014 | Mark Weisman    | 16-0-0    | 96  |
| 2015 | Marshall Koehn  | 0-16-47   | 95  |
| 2016 | Akrum Wadley    | 13-0-0    | 78  |
| 2017 | Akrum Wadley    | 13-0-0    | 78  |
| 2018 | Miguel Recinos  | 0-17-47   | 98  |
| 2019 | Keith Duncan    | 0-29-32   | 119 |



**Interceptions**
*(ranked according to number)*

| Year | Player         | No-Yds | Avg  |
|------|----------------|--------|------|
| 1954 | Jerry Reichow  | 2-0    | 0.0  |
| 1955 | Jerry Reichow  | 3-10   | 3.3  |
| 1956 | Bill Happel    | 4-94   | 23.5 |
| 1957 | Collins Hagler | 4-29   | 7.3  |
| 1958 | Don Horn       | 4-15   | 3.8  |
| 1959 | Ray Jauch      | 3-68   | 22.7 |
| 1960 | Bernie Wyatt   | 3-0    | 0.0  |
| 1961 | not available  |        |      |
| 1962 | not available  |        |      |
| 1963 | not available  |        |      |
| 1964 | Ivory McDowell | 4-14   | 3.5  |
| 1965 | not available  |        |      |
| 1966 | Dick Gibbs     | 5-68   | 13.6 |
| 1967 | Steve Wilson   | 7-83   | 11.9 |
| 1968 | Steve Wilson   | 5-35   | 7.0  |
| 1969 | Chris Hamilton | 3-34   | 11.3 |
| 1970 | Craig Clemons  | 3-0    | 0.0  |
| 1971 | Craig Clemons  | 4-23   | 5.8  |
| 1972 | Rick Penney    | 5-77   | 15.4 |
| 1973 | Earl Douthitt  | 2-47   | 23.5 |
| 1974 | Jim Caldwell   | 2-27   | 13.5 |
| 1975 | Bob Elliott    | 2-0    | 0.0  |
| 1976 | Rod Sears      | 6-50   | 8.3  |
| 1977 | Rod Sears      | 3-116  | 38.7 |
| 1978 | Dave Becker    | 3-12   | 4.0  |
| 1979 | Kent Ellis     | 3-67   | 22.3 |
|      | Bobby Stoops   | 3-16   | 5.3  |
| 1980 | Tracy Crocker  | 3-62   | 20.7 |
| 1981 | Lou King       | 8-62   | 7.8  |
| 1982 | Bobby Stoops   | 4-42   | 10.5 |
| 1983 | Mike Stoops    | 6-154  | 25.7 |
| 1984 | Devon Mitchell | 5-110  | 22.0 |
| 1985 | Jay Norvell    | 7-93   | 13.3 |
| 1986 | Keaton Smiley  | 5-45   | 9.0  |
| 1987 | Kerry Burt     | 7-15   | 2.1  |
| 1988 | Brad Quast     | 4-151  | 37.8 |
|      | Tork Hook      | 4-37   | 9.3  |
| 1989 | Brad Quast     | 4-34   | 8.5  |
| 1990 | Merton Hanks   | 4-27   | 6.8  |
| 1991 | Carlos James   | 2-30   | 15.0 |
|      | Gary Clark     | 2-5    | 2.5  |
|      | Scott Plate    | 2-4    | 2.0  |
|      | Eddie Polly    | 2-3    | 1.5  |

**Note: Players listed in boldface are current players.**

| Year | Player            | No-Yds | Avg  |
|------|-------------------|--------|------|
| 1992 | Carlos James      | 4-61   | 15.3 |
| 1993 | Scott Plate       | 5-56   | 11.2 |
| 1994 | Marquis Porter    | 3-32   | 10.7 |
| 1995 | Plez Atkins       | 6-97   | 16.2 |
| 1996 | Damien Robinson   | 6-99   | 16.5 |
| 1997 | Eric Thigpen      | 3-30   | 10.0 |
| 1998 | Tarig Holman      | 3-0    | 0.0  |
|      | Eric Thigpen      | 3-17   | 5.7  |
| 1999 | Tarig Holman      | 3-30   | 10.0 |
| 2000 | Ryan Hansen       | 3-58   | 19.3 |
| 2001 | Bob Sanders       | 4-24   | 6.0  |
| 2002 | Derek Pagel       | 4-89   | 22.2 |
|      | Jovon Johnson     | 4-71   | 17.8 |
| 2003 | Jovon Johnson     | 6-81   | 13.5 |
| 2004 | Antwan Allen      | 4-54   | 13.5 |
|      | Jovon Johnson     | 4-13   | 3.3  |
| 2005 | Jovon Johnson     | 3-18   | 6.0  |
|      | Adam Shada        | 3-9    | 3.0  |
| 2006 | Adam Shada        | 3-113  | 37.7 |
|      | Miguel Merrick    | 3-7    | 2.3  |
|      | Mike Humpal       | 3-0    | 0.0  |
| 2007 | Charles Godfrey   | 5-33   | 6.6  |
| 2008 | Tyler Sash        | 5-147  | 29.4 |
|      | Pat Angerer       | 5-134  | 6.8  |
| 2009 | Tyler Sash        | 6-203  | 33.8 |
| 2010 | Brett Greenwood   | 5-23   | 4.6  |
| 2011 | Tanner Miller     | 3-114  | 38.0 |
|      | Micah Hyde        | 3-0    | 0.0  |
| 2012 | Christian Kirksey | 2-86   | 43.0 |
|      | Tom Donatell      | 2-18   | 9.0  |
|      | Greg Castillo     | 2-2    | 1.0  |
| 2013 | James Morris      | 4-29   | 7.3  |
| 2014 | Desmond King      | 3-72   | 24.0 |
|      | John Lowdermilk   | 3-48   | 16.0 |
| 2015 | Desmond King      | 8-118  | 14.8 |
| 2016 | Desmond King      | 3-41   | 13.7 |
|      | Brandon Snyder    | 3-5    | 1.7  |
| 2017 | Josh Jackson      | 8-168  | 21.0 |
| 2018 | Jake Gervase      | 4-50   | 12.5 |
|      | Amani Hooker      | 4-60   | 15.0 |
|      | Geno Stone        | 4-24   | 6.0  |
| 2019 | Michael Ojemudia  | 3-12   | 4.0  |

**Tackles**
*(ranked according to total tackles)*

| Year | Player            | Solo-At | Total |
|------|-------------------|---------|-------|
| 1966 | Dave Moreland     | 60-34   | 94    |
| 1967 | Rod Barnhart      | 74-50   | 124   |
| 1968 | Mike Phillips     | 77-42   | 119   |
| 1969 | Dave Brooks       | 59-43   | 102   |
| 1970 | Dave Clement      | 75-65   | 140   |
| 1971 | Dave Simms        | 84-55   | 139   |
| 1972 | Andre Jackson     | 83-88   | 171   |
| 1973 | Dan LeFleur       | 75-52   | 127   |
| 1974 | Dan LeFleur       | 74-41   | 115   |
| 1975 | Andre Jackson     | 83-43   | 126   |
| 1976 | Tom Rusk          | 71-43   | 114   |
| 1977 | Tom Rusk          | 105-33  | 138   |
| 1978 | Tom Rusk          | 68-38   | 106   |
| 1979 | Leven Weiss       | 72-40   | 112   |
| 1980 | Mel Cole          | 72-53   | 125   |
| 1981 | Mel Cole          | 56-38   | 94    |
| 1982 | Larry Station     | 51-37   | 88    |
| 1983 | Larry Station     | 81-57   | 138   |
| 1984 | Larry Station     | 85-52   | 137   |
| 1985 | Larry Station     | 91-38   | 129   |
| 1986 | George Davis      | 82-47   | 129   |
| 1987 | Dave Haight       | 81-45   | 126   |
| 1988 | Jim Reilly        | 82-57   | 139   |
| 1989 | Melvin Foster     | 38-78   | 116   |
| 1990 | Melvin Foster     | 56-51   | 107   |
| 1991 | John Derby        | 69-38   | 107   |
| 1992 | Jason Olejniczak  | 46-53   | 99    |
| 1993 | Mike Dailey       | 82-49   | 131   |
| 1994 | Bobby Diaco       | 67-49   | 116   |
| 1995 | Bobby Diaco       | 62-72   | 134   |
| 1996 | Matt Hughes       | 92-44   | 136   |
| 1997 | Matt Hughes       | 60-50   | 110   |
| 1998 | Matt Bowen        | 54-38   | 92    |
| 1999 | Matt Bowen        | 76-33   | 109   |
| 2000 | LeVar Woods       | 58-39   | 97    |
| 2001 | Bob Sanders       | 78-44   | 122   |
| 2002 | Fred Barr         | 58-56   | 114   |
| 2003 | Abdul Hodge       | 84-57   | 141   |
| 2004 | Abdul Hodge       | 79-37   | 116   |
| 2005 | Abdul Hodge       | 98-60   | 158   |
| 2006 | Mike Klinkenborg  | 61-68   | 129   |
| 2007 | Mike Klinkenborg  | 46-77   | 123   |
| 2008 | Pat Angerer       | 45-62   | 107   |
| 2009 | Pat Angerer       | 48-97   | 145   |
| 2010 | Jeremiha Hunter   | 29-61   | 90    |
| 2011 | James Morris      | 52-58   | 110   |
|      | Christian Kirksey | 62-48   | 110   |
| 2012 | Anthony Hitchens  | 56-68   | 124   |
| 2013 | Anthony Hitchens  | 54-58   | 112   |
| 2014 | John Lowdermilk   | 58-45   | 103   |
| 2015 | Josey Jewell      | 62-64   | 126   |
| 2016 | Josey Jewell      | 58-66   | 124   |
| 2017 | Josey Jewell      | 69-67   | 136   |
| 2018 | Jake Gervase      | 49-40   | 89    |
| 2019 | Kristian Welch    | 44-43   | 87    |

**Quarterback Sacks**

| Yr.  | Player             | Sacks-Yds |
|------|--------------------|-----------|
| 1986 | Dave Haight        | 7-51      |
| 1987 | Mike Burke         | 3-18      |
| 1988 | Joe Mott           | 9-69      |
| 1989 | Jim Johnson        | 12-70     |
|      | Rod Davis          | 7-35      |
| 1990 | Matt Ruhland       | 7-65      |
| 1991 | Leroy Smith        | 18-101    |
| 1992 | Larry Blue         | 10-72     |
| 1993 | Larry Blue         | 11-73     |
| 1994 | Parker Wildeman    | 10-67     |
|      | Bill Ennis-Inge    | 12-76     |
| 1995 | Jared DeVries      | 12-92     |
| 1996 | Jared DeVries      | 13-104    |
| 1997 | Jared DeVries      | 8-85      |
| 1998 | Jared DeVries      | 10-69     |
| 1999 | Scott Pospisil     | 6-26      |
| 2000 | Derrick Pickens    | 7-26      |
| 2001 | Aaron Kampman      | 9-34      |
| 2002 | Matt Roth          | 10-54     |
| 2003 | Matt Roth          | 12-83     |
| 2004 | Jonathan Babineaux | 11-63     |
| 2005 | Kenny Iwebema      | 7-38      |
| 2006 | Bryan Mattison     | 6. 5-57   |
| 2007 | Bryan Mattison     | 9. 0-54   |
| 2008 | Mitch King         | 4. 0-37   |
| 2009 | Adrian Clayborn    | 11. 5-87  |
| 2010 | Karl Klug          | 5. 5-47   |
| 2011 | Mike Daniels       | 9-53      |
| 2012 | Joe Gaglione       | 5. 0-24   |
| 2013 | James Morris       | 8.0-47    |
| 2014 | Drew Ott           | 8.0-41    |
| 2015 | Nate Meier         | 7.0-44    |
| 2016 | Jaleel Johnson     | 7.5-50    |
| 2017 | Anthony Nelson     | 7.5-39    |
| 2018 | A.J. Epenesa       | 10.5-66   |
| 2019 | A.J. Epenesa       | 11.5-67   |

**Tackles For Loss**

| Yr.  | Player          | Tackles-Yds |
|------|-----------------|-------------|
| 1967 | Greg Allison    | 13-37       |
| 1968 | William Bevil   | 2-15 *      |
|      | Daniel McDonald | 2-7 *       |
|      | Layne McDowell  | 2-14 *      |
| 1969 | Daniel McDonald | 7-52 *      |
| 1970 | Jerry Nelson    | 7-53 *      |
| 1971 | Craig Clemons   | 3-8 *       |
|      | Richard Solomon | 3-5 *       |
|      | Harry Young     | 3-6 *       |
| 1972 | Dan Dickel      | 5-30 *      |
| 1973 | Dan Dickel      | 11-39       |
| 1974 | Lynn Heil       | 10-32       |
| 1975 | Dave Bryant     | 15-58       |
| 1976 | Doug Benschoter | 6-18        |
| 1977 | Jim Molini      | 10-69       |
|      | Steve Vazquez   | 9-38        |
| 1978 | Dave Becker     | 9-40        |
| 1979 | Bryan Skradis   | 7-33        |
| 1980 | Andre Tippet    | 20-153      |
| 1981 | Andre Tippet    | 14-77       |
| 1982 | Mark Bortz      | 10-50       |
| 1983 | Tony Wancket    | 16-81       |
| 1984 | Vernon Little   | 13-81       |
|      | Jeff Drost      | 15-65       |
| 1985 | Larry Station   | 15-59       |
|      | Jeff Drost      | 11-67       |
| 1986 | Dave Haight     | 11-53       |
| 1987 | Dave Haight     | 14-50       |
| 1988 | Joe Mott        | 21-79       |
| 1989 | Jim Johnson     | 21-111      |
| 1990 | Rod Davis       | 12-41       |
| 1991 | Leroy Smith     | 22-119      |
| 1992 | Mike Wells      | 17-62       |
| 1993 | Mike Wells      | 17-70       |
| 1994 | Parker Wildeman | 17-77       |
| 1995 | Jared DeVries   | 19-104      |
| 1996 | Jared DeVries   | 22-133      |
| 1997 | Jared DeVries   | 19-81       |
| 1998 | Jared DeVries   | 19-91       |

| Yr.  | Player             | Tackles-Yds |
|------|--------------------|-------------|
| 1999 | Scott Pospisil     | 9-34        |
| 2000 | Jerry Montgomery   | 11-31       |
| 2001 | Aaron Kampman      | 17-54       |
| 2002 | Colin Cole         | 18-61       |
| 2003 | Jovon Johnson      | 16-92       |
| 2004 | Jonathan Babineaux | 25-93       |
| 2005 | Abdul Hodge        | 11-27       |
| 2006 | Mitch King         | 12-49       |
| 2007 | Bryan Mattison     | 9. 0-54     |
| 2008 | Mitch King         | 4. 0-37     |
| 2009 | Adrian Clayborn    | 20. 0-107   |
| 2010 | Karl Klug          | 13. 0-67    |
| 2011 | Mike Daniels       | 13. 5-63    |
| 2012 | James Morris       | 9. 0-40     |
|      | Joe Gaglione       | 9. 0-32     |
| 2013 | James Morris       | 18.0-68     |
| 2014 | Drew Ott           | 12.0-54     |
| 2015 | Nate Meier         | 10.5-52     |
| 2016 | Jaleel Johnson     | 10.0-54     |
| 2017 | Josey Jewell       | 13.5-61     |
| 2018 | A.J. Epenesa       | 16.5-81     |
| 2019 | A.J. Epenesa       | 14.5-82     |

\* - not all games included

**Run**

|    |       |   |
|----|-------|---|
| 96 | _____ | Eddie Vincent vs. Purdue, 11/6/1954           |
| 92 | _____ | Royce Mix vs. Illinois, 11/25/1972            |
| 91 | _____ | Larry Ferguson vs. Ohio State, 11/12/1960     |
| 89 | _____ | Tavian Banks vs. Iowa State, 9/14/1996        |
| 87 | _____ | Rick Bayless vs. Northern Illinois, 9/20/1986 |
| 87 | _____ | Ed Podolak vs. Northwestern, 10/22/1966       |
| 86 | _____ | Ronnie Harmon vs. Iowa State, 9/8/1984        |
| 85 | _____ | Larry Ferguson vs. Oregon State, 9/24/1960    |
| 82 | _____ | Tavian Banks vs. Iowa State, 9/20/1997        |
| 82 | _____ | Tom Smith vs. Washington State, 9/27/1969     |
| 81 | _____ | Bob Jeter vs. California, 1/1/1959            |
| 80 | _____ | Sedrick Shaw vs. Central Michigan, 9/3/1994   |
| 80 | _____ | Eddie Phillips vs. Minnesota, 11/19/1983      |
| 80 | _____ | Brad Reid vs. Wisconsin, 11/18/1978           |
| 78 | _____ | Butch Caldwell vs. Michigan State, 11/24/1973 |
| 78 | _____ | James Hatch vs. Illinois, 11/8/1952           |
| 77 | _____ | Dennis Mosley vs. Iowa State, 9/17/1977       |
| 76 | _____ | Jim Jensen vs. Indiana, 10/18/1975            |
| 75 | _____ | Akrum Wadley vs. Nebraska, 11/25/2016         |
| 75 | _____ | Akrum Wadley at Purdue, 10/15/2016            |
| 75 | _____ | Jordan Canzeri vs. Illinois, 10/10/2015       |
| 75 | _____ | Adam Robinson vs. Iowa State, 9/11/2010       |
| 75 | _____ | Shonn Greene vs. Purdue, 11/15/2008           |

**Pass**

|    |       |  |
|----|-------|--|
| 95 | _____ | Banks to Clark vs. Purdue, 10/5/2002                             |
| 95 | _____ | Hartlieb to Early vs. Northwestern, 11/7/1987                    |
| 93 | _____ | Vlasic to Early vs. Northwestern, 10/25/1986                     |
| 92 | _____ | Stanzi to McNutt, Jr., vs. Indiana, 10/31/2009                   |
| 89 | _____ | Long to Smith vs. Northwestern, 10/26/1985                       |
| 88 | _____ | Vandenberg to McNutt, Jr., vs. Tennessee Tech, 9/3/2011          |
| 87 | _____ | Snook to Nourse vs. Minnesota, 11/7/1964                         |
| 86 | _____ | Grogan to Smith vs. Northwestern, 10/8/1983                      |
| 85 | _____ | Beathard to T. Smith vs. Michigan State, 12/05/2015              |
| 85 | _____ | Rudock to Duzey at Ohio State, 10/19/2013                        |
| 82 | _____ | Beathard to T. Smith vs. North Texas, 9/26/2015                  |
| 80 | _____ | Sunderman to Triplett vs. Wisconsin, 10/30/1971                  |
| 80 | _____ | Szykowny to Ferguson vs. Wisconsin, 10/20/1962                   |
| 80 | _____ | Duncan to Sessi vs. Utah State, 9/28/1957                        |
| 80 | _____ | Vandenberg to McNutt, Jr., vs. Indiana, 10/22/2011               |
| 78 | _____ | Tate to Solomon at Purdue, 10/8/2005                             |
| 78 | _____ | Caldwell to Schultz vs. Ohio State, 11/17/1973                   |
| 78 | _____ | Lawrence to Reardon vs. Arizona, 10/4/1969                       |
| 77 | _____ | Beathard to McCarron vs. Nebraska, 11/25/2016                    |
| 77 | _____ | Long to Harmon vs. Penn State, 9/17/1983                         |
| 77 | _____ | Farmer to Mertes to Couppee vs. Minnesota, 11/15/1941            |
| 76 | _____ | Riddle to Krause vs. Indiana, 10/12/1963                         |
| 76 | _____ | Dobrinio to Smith vs. Notre Dame, 11/20/1954                     |
| 75 | _____ | Nate Stanley to <b>Tyrone Tracy, Jr.</b> at Wisconsin, 11/9/2019 |
| 75 | _____ | Nate Stanley to Nick Easley vs. Mississippi State, 1/1/2019      |
| 75 | _____ | McCann to Hill vs. Indiana, 10/20/2001                           |
| 75 | _____ | Mullen to Hill vs. Western Michigan, 9/16/2000                   |
| 75 | _____ | Suess to Mosley vs. Wisconsin, 10/27/1979                        |

**NOTE: Players listed in boldface are current players.**

**Kickoff Return**

|           |       |   |
|-----------|-------|---|
| 100       | _____ | C.J. Jones vs. Southern California, 1/2/2003                    |
| 100       | _____ | Joe Williams vs. Notre Dame, 11/25/1961                         |
| 100       | _____ | George Rice vs. Purdue, 10/6/1951                               |
| 99        | _____ | Derrell Johnson-Koulianos at Ohio State, 11/14/2009             |
| 99        | _____ | Norm Granger vs. Indiana, 10/10/1981                            |
| 99        | _____ | Bill Reichardt vs. Oregon, 10/29/1949                           |
| <b>98</b> | _____ | <b>Ihmir Smith-Marsette vs. Southern California, 12/27/2019</b> |
| 97        | _____ | Dave Schick vs. Northwestern, 11/1/1975                         |
| 96        | _____ | Jordan Cotton vs. LSU, 1/01/2014                                |
| <b>95</b> | _____ | <b>Ihmir Smith-Marsette at Nebraska, 11/29/2019</b>             |
| 95        | _____ | Kerry Reardon vs. Northwestern, 11/9/1968                       |
| 94        | _____ | Jermelle Lewis vs. Michigan State, 10/12/2002                   |
| 92        | _____ | Jordan Cotton vs. Penn State, 10/20/2012                        |
| 92        | _____ | Levi Mitchell vs. Washington State, 9/27/1969                   |
| 92        | _____ | Henry Vollenweider vs. South Dakota, 9/30/1939                  |
| 90        | _____ | Kahlil Hill vs. Michigan State, 10/7/2000                       |
| 88        | _____ | Derrell Johnson-Koulianos at Minnesota, 11/27/2010              |
| 88        | _____ | Kahlil Hill vs. Central Michigan, 9/5/1998                      |
| 88        | _____ | Dick Hoerner vs. Michigan, 11/28/1942                           |
| 86        | _____ | Tim Dodge at Michigan State, 10/2/1999                          |
| 77        | _____ | Desmond King vs. Wisconsin, 10/22/2016                          |
| 77        | _____ | Bill Burkett vs. Nebraska, 11/9/1940                            |
| 76        | _____ | Kahlil Hill vs. Penn State, 9/29/2001                           |
| 75        | _____ | Ricchard Carter vs. Iowa State, 9/14/1996                       |
| <b>74</b> | _____ | <b>Ihmir Smith-Marsette at Nebraska, 11/24/17</b>               |
| 72        | _____ | Akrum Wadley vs. Boston College, 12/27/17                       |

**Punt Return**

|    |       |  |
|----|-------|--|
| 95 | _____ | Bill Happel at Minnesota, 11/17/1984             |
| 94 | _____ | Bob Longley vs. Oregon, 10/29/1949               |
| 92 | _____ | Tim Dwight vs. Indiana, 10/25/1997               |
| 90 | _____ | Jovon Johnson vs. Ball State, 9/3/2005           |
| 89 | _____ | Peter Marciano vs. Minnesota, 11/22/1986         |
| 86 | _____ | Tim Dwight vs. Ohio State, 10/26/1996            |
| 83 | _____ | Kevonte Martin-Manley vs. W. Michigan, 9/21/2013 |
| 83 | _____ | Walner Belleus at Arizona State, 9/18/2004       |
| 83 | _____ | Tim Dwight vs. Penn State, 10/19/1996            |
| 82 | _____ | Paul Krause vs. Michigan, 11/17/1962             |
| 81 | _____ | Andy Brodell vs. Iowa State, 9/13/2008           |
| 80 | _____ | Gerald Mauren vs. Notre Dame, 11/21/1959         |
| 76 | _____ | Earl Smith vs. Ohio State, 10/16/1954            |
| 72 | _____ | Willie Fleming vs. Michigan, 11/1/1958           |
| 70 | _____ | Ramon Ochoa vs. Buffalo, 9/6/2003                |
| 68 | _____ | Harold Jasper vs. Oregon, 9/24/1994              |
| 67 | _____ | Tony Collins vs. Illinois, 9/27/1997             |
| 65 | _____ | C.J. Jones vs. Michigan, 10/27/2001              |
| 64 | _____ | Karl Noonan vs. Oregon State, 9/25/1965          |
| 63 | _____ | Kevonte Martin-Manley vs. W. Michigan, 9/21/2013 |
| 62 | _____ | Kahlil Hill vs. Central Michigan, 9/5/1998       |
| 61 | _____ | Kyle Groeneweg vs. Illinois, 11/17/2018          |
| 61 | _____ | Tim Dwight vs. Michigan, 10/18/1997              |
| 58 | _____ | Ed Hinkel vs. Northwestern, 11/2/2002            |
| 57 | _____ | Kahlil Hill vs. Illinois, 9/26/1998              |
| 56 | _____ | Andy Brodell vs. Northern Illinois, 9/1/2007     |
| 55 | _____ | Riley McCarron at Illinois, 11/19/2016           |
| 55 | _____ | Robert Smith vs. Purdue, 10/15/1983              |
| 54 | _____ | Ed Hinkel vs. Penn State, 9/28/2002              |
| 51 | _____ | C.J. Jones vs. Kent State, 9/1/2001              |
| 49 | _____ | Ed Hinkel at Arizona State 9/18/2004             |
| 48 | _____ | Kahlil Hill vs. Northwestern, 11/10/2001         |
| 44 | _____ | Desmond King vs. Nebraska, 11/25/2016            |
| 44 | _____ | Tim Dwight vs. Minnesota, 11/22/1997             |
| 42 | _____ | Paki O'Meara vs. Eastern Illinois, 9/04/2010     |

**Interception Return**

|    |  |
|----|--|
| 98 | Adam Shada vs. Purdue, 10/7/2006           |
| 98 | Tanner Miller vs. Northwestern, 10/15/2011 |
| 94 | Brad Quast at Kansas State, 9/10/1988      |
| 94 | Bobby Stearns vs. Montana, 10/2/1954       |
| 90 | Rod Sears vs. Purdue, 10/22/1977           |
| 89 | Brandon Snyder vs. Illinois, 10/7/2017     |
| 89 | Shaun Prater vs. Tennessee Tech, 9/3/2011  |
| 88 | Desmond King vs. Maryland, 10/31/2015      |
| 88 | Bo Bower vs. North Texas, 9/26/2015        |
| 86 | Tyler Sash vs. Indiana, 10/31/2009         |
| 85 | Dick Gibbs vs. Indiana, 10/30/1965         |
| 81 | Brian Wise vs. Kansas State, 9/10/1988     |
| 72 | Micah Hyde vs. Missouri, 12/28/2010        |
| 71 | John Lowdermilk vs. LSU, 1/01/2014         |
| 70 | Matt Bowen vs. Indiana, 10/25/1997         |
| 68 | Christian Kirksey vs. Minnesota, 9/29/2012 |
| 66 | Micah Hyde vs. Michigan State, 10/30/2010  |
| 62 | Derek Pagel vs. Michigan State, 10/12/2002 |
| 60 | J.P. Lange vs. Indiana, 10/25/1997         |
| 60 | Tom Knight vs. Indiana, 10/14/1995         |
| 58 | Tyler Sash at Minnesota, 11/22/2008        |
| 57 | Amari Spivey at Minnesota, 11/22/2008      |
| 57 | Tom Knight vs. Indiana, 10/12/1996         |
| 52 | Josh Jackson at Wisconsin, 11/11/17        |
| 52 | James Morris vs. Tennessee Tech, 9/3/2011  |
| 51 | Sean Considine at Penn State 10/23/2004    |
| 49 | James Morris vs. Iowa State, 9/08/2012     |
| 48 | Tyler Sash vs. South Carolina, 1/1/2009    |
| 47 | Joe Slattery vs. Illinois, 9/26/1998       |
| 45 | Tyler Sash vs. South Carolina, 1/1/2009    |
| 43 | Josh Jackson at Wisconsin, 11/11/17        |

**Fumble Return**

|    |  |
|----|--|
| 84 | Dayton Perry vs. Purdue, 10/22/1960                |
| 72 | Kevin Worthy vs. Akron, 8/31/2002                  |
| 52 | Christian Kirksey vs. Northern Illinois, 8/31/2013 |
| 51 | Kerry Cooks vs. Iowa State, 9/10/1994              |
| 47 | Abdul Hodge vs. Penn State, 10/25/2003             |
| 45 | Christian Kirksey vs. Penn State, 10/20/2012       |

**Blocked Field Goal Return**

|    |  |
|----|--|
| 87 | LeVar Woods vs. Northern Illinois, 9/18/1999 |
| 85 | Antwan Allen vs. Purdue, 10/05/2002          |

**Blocked PAT Return**

|    |  |
|----|--|
| 99 | D.J. Johnson vs. Penn State, 9/28/2002 |
|----|--|

**Field Goal**

|           |   |
|-----------|---|
| 58        | Tim Douglas vs. Illinois, 9/26/1998                 |
| 57        | Marshall Koehn vs. Pittsburgh, 9/19/2015            |
| 56        | Tom Nichol vs. Michigan, 10/22/1983                 |
| 55        | Nate Kaeding vs. Minnesota, 11/15/2003              |
| 55        | Nate Kaeding vs. Penn State, 9/28/2002              |
| 55        | Rob Houghtlin vs. Iowa State, 9/19/1987             |
| 54        | Brion Hurley vs. Iowa State, 9/14/1996              |
| 53        | Todd Romano vs. Tulsa, 9/4/1993                     |
| 52        | Marshall Koehn vs. Pittsburgh, 9/21/2014            |
| 52        | Rob Houghtlin vs. UCLA, 1/1/1986                    |
| 51        | Nate Kaeding vs. Purdue, 10/05/2002                 |
| 51        | Nate Kaeding vs. Utah State, 9/21/2002              |
| 51        | Tim Douglas vs. Illinois, 9/26/1998                 |
| 51        | Tim Douglas vs. Illinois, 9/26/1998                 |
| 51        | Brion Hurley vs. Michigan State, 10/5/1996          |
| 51        | Dave Holsclaw vs. Michigan State, 11/19/1977        |
| 50        | Mike Meyer vs. Northern Illinois, 9/01/2012         |
| 50        | Mike Meyer vs. Iowa State, 9/10/2011                |
| 50        | Nate Kaeding at Wisconsin, 11/22/2003               |
| 50        | Brion Hurley vs. Minnesota, 11/23/1996              |
| 50        | Brion Hurley vs. Washington, 12/29/1995             |
| 50        | Brion Hurley vs. Wisconsin, 11/18/1995              |
| 50        | Brion Hurley vs. Michigan State, 10/7/1995          |
| 50        | Rob Houghtlin vs. Northern Illinois, 9/21/1985      |
| <b>49</b> | <b>Keith Duncan at Nebraska, 11/29/2019</b>         |
| <b>49</b> | <b>Keith Duncan vs. Middle Tennessee, 9/28/2019</b> |
| 49        | Miguel Recinos at Penn State, 10/27/2018            |

**Punt**

|           |  |
|-----------|--|
| 83        | Lonnie Rogers vs. Oregon State, 9/26/1962        |
| 82        | Ryan Donahue vs. Michigan State, 10/27/2007      |
| 79        | Jason Baker vs. Illinois, 9/26/1998              |
| 79        | Joe Heppner vs. Wisconsin, 11/10/1973            |
| 76        | Ryan Donahue vs. Northwestern, 11/3/2007         |
| 76        | Jason Baker vs. Arizona State, 12/31/1997        |
| 75        | David Bradley vs. Minnesota, 11/15/2003          |
| 75        | Nick Gallery vs. Indiana, 10/14/1995             |
| 74        | Jason Baker vs. Illinois, 10/14/2000             |
| 73        | Ryan Donahue at Northwestern, 11/13/2010         |
| 73        | Ryan Donahue vs. Northwestern, 11/07/2009        |
| 73        | Nick Gallery vs. Ohio State, 10/26/1996          |
| 73        | Nile Kinnick vs. Indiana, 10/7/1939              |
| 71        | Ryan Donahue vs. Wisconsin, 10/23/2010           |
| 70        | Nick Gallery vs. Purdue, 10/30/1993              |
| 70        | Gary Kostrubala vs. Michigan State, 10/5/1985    |
| 69        | Colten Rastetter vs. Northern Illinois, 9/1/2018 |
| 69        | Jason Baker vs. Iowa State, 9/16/2000            |
| 69        | Nick Gallery vs. Indiana, 10/12/1996             |
| 69        | Reggie Roby vs. Purdue, 11/7/1981                |
| 69        | Dan Matter vs. Illinois, 9/11/1976               |
| 68        | Ryan Donahue at Purdue, 10/20/2007               |
| 63        | Michael Sleep-Dalton vs. Purdue, 10/19/2019      |
| <b>61</b> | <b>Ryan Gersonde at Northwestern, 10/21/2017</b> |

**NOTE: Players listed in boldface are current players.**



**Kickoff Returns**

|           |     |   |
|-----------|-----|---|
| 100       | ___ | C.J. Jones vs. Southern California, 1/2/2003                    |
| 100       | ___ | Joe Williams vs. Notre Dame, 11/25/1961                         |
| 100       | ___ | George Rice vs. Purdue, 10/6/1951                               |
| 99        | ___ | Derrell Johnson-Koulianos at Ohio State, 11/14/2009             |
| 99        | ___ | Norm Granger vs. Indiana, 10/10/1981                            |
| 99        | ___ | Bill Reichardt vs. Oregon, 10/29/1949                           |
| <b>98</b> | ___ | <b>Ihmir Smith-Marsette vs. Southern California, 12/27/2019</b> |
| 97        | ___ | Dave Schick vs. Northwestern, 11/1/1975                         |
| <b>95</b> | ___ | <b>Ihmir Smith-Marsette at Nebraska, 11/29/2019</b>             |
| 95        | ___ | Kerry Reardon vs. Northwestern, 11/9/1968                       |
| 94        | ___ | Jermelle Lewis vs. Michigan State, 10/12/2002                   |
| 92        | ___ | Jordan Cotton vs. Penn State, 10/20/2012                        |
| 92        | ___ | Levi Mitchell vs. Washington State, 9/27/1969                   |
| 92        | ___ | Henry Vollenweider vs. South Dakota, 9/30/1939                  |
| 90        | ___ | Kahlil Hill vs. Michigan State, 10/7/2000                       |
| 88        | ___ | Derrell Johnson-Koulianos at Minnesota, 11/27/2010              |
| 88        | ___ | Kahlil Hill vs. Central Michigan, 9/5/1998                      |
| 88        | ___ | Dick Hoerner vs. Michigan, 11/28/1942                           |
| 77        | ___ | Bill Burkett vs. Nebraska, 11/9/1940                            |
| 43        | ___ | Ernest Crank vs. Northwestern, 11/14/1992                       |

**Punt Returns**
*(Does not include blocked punt returns)*

|    |     |  |
|----|-----|--|
| 95 | ___ | Bill Happel vs. Minnesota, 11/17/1984            |
| 94 | ___ | Bob Longley vs. Oregon, 10/29/1949               |
| 92 | ___ | Tim Dwight vs. Indiana, 10/25/1997               |
| 90 | ___ | Jovon Johnson vs. Ball State, 9/3/2005           |
| 89 | ___ | Peter Marciano vs. Minnesota, 11/22/1986         |
| 86 | ___ | Tim Dwight vs. Ohio State, 10/26/1996            |
| 83 | ___ | Kevonte Martin-Manley vs. W. Michigan, 9/21/2013 |
| 83 | ___ | Walner Belleus at Arizona State, 9/18/2004       |
| 83 | ___ | Tim Dwight vs. Penn State, 10/19/1996            |
| 82 | ___ | Paul Krause vs. Michigan, 11/17/1962             |
| 81 | ___ | Andy Brodell vs. Iowa State, 9/13/2008           |
| 80 | ___ | Gerald Mauren vs. Notre Dame, 11/21/1959         |
| 76 | ___ | Earl Smith vs. Ohio State, 10/16/1954            |
| 72 | ___ | Willie Fleming vs. Michigan, 11/1/1958           |
| 68 | ___ | Harold Jasper vs. Oregon, 9/24/1994              |
| 67 | ___ | Tony Collins vs. Illinois, 9/27/1997             |
| 65 | ___ | C.J. Jones vs. Michigan, 10/27/2001              |
| 64 | ___ | Karl Noonan vs. Oregon State, 9/25/1965          |
| 63 | ___ | Kevonte Martin-Manley vs. W. Michigan, 9/21/2013 |
| 62 | ___ | Kahlil Hill vs. Central Michigan, 9/5/1998       |
| 61 | ___ | Kyle Groeneweg at Illinois, 11/17/2018           |
| 61 | ___ | Tim Dwight vs. Michigan, 10/18/1997              |
| 58 | ___ | Ed Hinkel vs. Northwestern, 11/2/2002            |
| 57 | ___ | Kahlil Hill vs. Illinois, 9/26/1998              |
| 55 | ___ | Riley McCarron at Illinois, 11/19/2016           |
| 55 | ___ | Robert Smith vs. Purdue, 10/15/1983              |
| 44 | ___ | Tim Dwight vs. Minnesota, 11/22/1997             |
| 44 | ___ | Tim Dwight vs. Minnesota, 11/22/1997             |

**Interception Returns**

|           |     |   |
|-----------|-----|---|
| 98        | ___ | Tanner Miller vs. Northwestern, 10/15/2011              |
| 98        | ___ | Adam Shada vs. Purdue, 10/7/2006                        |
| 94        | ___ | Brad Quast vs. Kansas State, 9/10/1988                  |
| 94        | ___ | Bobby Stearns vs. Montana, 10/2/1954                    |
| 90        | ___ | Rod Sears vs. Purdue, 10/22/1977                        |
| 89        | ___ | Brandon Snyder vs. Illinois, 10/7/2017                  |
| 89        | ___ | Shaun Prater vs. Tennessee Tech, 9/3/2011               |
| 88        | ___ | Desmond King vs. Maryland, 10/31/2015                   |
| 88        | ___ | Bo Bower vs. North Texas, 9/26/2015                     |
| 86        | ___ | Tyler Sash vs. Indiana, 10/31/2009                      |
| 85        | ___ | Dick Gibbs vs. Indiana, 10/30/1965                      |
| 81        | ___ | Brian Wise vs. Kansas State, 9/10/1988                  |
| 72        | ___ | Micah Hyde vs. Missouri, 12/28/2010                     |
| 70        | ___ | Matt Bowen vs. Indiana, 10/25/1997                      |
| 68        | ___ | Christian Kirksey vs. Minnesota, 9/29/2012              |
| 66        | ___ | Micah Hyde vs. Michigan State, 10/30/2010               |
| 62        | ___ | Derek Pagel vs. Michigan State, 10/12/2002              |
| 60        | ___ | J.P. Lange vs. Indiana, 10/25/1997                      |
| 60        | ___ | Tom Knight vs. Indiana, 10/14/1995                      |
| 57        | ___ | Amari Spivey at Minnesota, 11/22/2008                   |
| 57        | ___ | Tom Knight vs. Indiana, 10/12/1996                      |
| 52        | ___ | Josh Jackson at Wisconsin, 11/11/2017                   |
| 47        | ___ | Joe Slattery vs. Illinois, 9/26/1998                    |
| 47        | ___ | Jovon Johnson vs. Northern Iowa, 9/17/2005              |
| 47        | ___ | Chad Greenway vs. Kent State, 9/04/2004                 |
| 47        | ___ | Chris Smith vs. Miami, OH, 9/08/2001                    |
| 43        | ___ | Josh Jackson at Wisconsin, 11/11/2017                   |
| 41        | ___ | Desmond King at Purdue, 10/15/2016                      |
| 35        | ___ | Desmond King vs. Indiana, 10/11/2014                    |
| 35        | ___ | B.J. Lowery vs. Western Michigan, 9/21/2013             |
| 34        | ___ | Josey Jewell vs. North Texas, 9/26/2015                 |
| 34        | ___ | Jason Olejniczak vs. Wisconsin, 10/13/1990              |
| 33        | ___ | Shaun Prater vs. Penn State, 10/2/2010                  |
| 31        | ___ | Plez Atkins vs. Northern Iowa, 9/09/1995                |
| 30        | ___ | Amani Hooker vs. Ohio State, 11/4/2017                  |
| 28        | ___ | Tom Knight at Northwestern, 11/11/1995                  |
| <b>25</b> | ___ | <b>Nick Niemann vs. Southern California, 12/27/2019</b> |
| 24        | ___ | Geno Stone at Penn State, 10/27/2018                    |
| 23        | ___ | Plez Atkins vs. New Mexico State, 9/30/1995             |
| 20        | ___ | Broderick Binns at Arizona, 9/18/2010                   |
| 18        | ___ | Christian Kirksey at Indiana, 11/03/2012                |
| 17        | ___ | John Lowdermilk vs. Nebraska, 11/28/2014                |
| 13        | ___ | B.J. Lowery vs. Western Michigan, 9/21/2013             |
| 4         | ___ | Parker Hesse at Nebraska, 11/27/2015                    |

**Fumble Returns**

|    |     |  |
|----|-----|--|
| 84 | ___ | Dayton Perry vs. Purdue, 10/22/1960                |
| 72 | ___ | Kevin Worthy vs. Akron, 8/31/2002                  |
| 52 | ___ | Christian Kirksey vs. Northern Illinois, 8/31/2013 |
| 51 | ___ | Kerry Cooks vs. Iowa State, 9/10/1994              |
| 19 | ___ | A.J. Epenesa at Illinois, 11/17/2018               |
| 9  | ___ | Micah Hyde vs. Purdue, 11/10/2012                  |

**Blocked Field Goal Returns**

|    |     |  |
|----|-----|--|
| 87 | ___ | LeVar Woods vs. Northern Illinois, 9/18/1999 |
| 85 | ___ | Antwan Allen vs. Purdue, 10/05/2002          |

**Blocked PAT Return**

|    |     |  |
|----|-----|--|
| 99 | ___ | D.J. Johnson vs. Penn State, 9/28/2002 |
|----|-----|--|

**NOTE: Players listed in boldface are current players.**

### NEWSPAPERS

#### Associated Press

Phone: 515-243-3281/800-453-2113  
505 5th Ave., Suite 950  
Des Moines, Iowa 50309  
Sports Editor: NA  
Editor: Scott McFetridge  
E-mail: [smcfetridge@ap.org](mailto:smcfetridge@ap.org)  
Iowa City office: 319-337-5615

#### The Burlington Hawk Eye

Box 10, 800 S. Main St.  
Burlington, Iowa 52601-0010  
Phone: 319-754-8461  
Sports Editor: Matt Levins  
E-mail: [mlevins@thehawkeye.com](mailto:mlevins@thehawkeye.com)

#### Cedar Rapids Gazette

Phone: 319-398-8258  
500 Third Ave. SE  
Cedar Rapids, Iowa 52401  
Iowa FB Writer: Marc Morehouse  
E-mail: [marc.morehouse@thegazette.com](mailto:marc.morehouse@thegazette.com)  
Columnist: Mike Hlas  
E-mail: [mike.hlas@thegazette.com](mailto:mike.hlas@thegazette.com)

#### Daily Iowan

Phone: 319-335-6030  
E131 AJB  
University of Iowa  
Iowa City, Iowa 52242  
Sports Editor: Austin Hanson  
E-mail: [austin-hanson@uiowa.edu](mailto:austin-hanson@uiowa.edu)

#### Des Moines Register

Phone: 515-284-8321  
400 Locust St., Suite 500  
Des Moines, Iowa 50309  
Iowa FB Columnist: Chad Leistikow  
E-mail: [cleistik@dmreg.com](mailto:cleistik@dmreg.com)

#### Iowa City Press Citizen

Phone: 319-339-7367  
123 N. Linn St., Suite 2E  
Iowa City, Iowa 52245  
Iowa FB Writer: Mark Emmert  
E-mail: [MEmmert@dmreg.com](mailto:MEmmert@dmreg.com)

#### Moline Dispatch

Phone: 800-272-6397/309-757-4974  
1720 Fifth Ave.  
Moline, Illinois 61265

#### Quad City Times

Phone: 1-800-437-4648  
500 E. Third St.  
Davenport, Iowa 52801  
Iowa FB Writer: Steve Batterson  
E-mail: [sbatterson@qctimes.com](mailto:sbatterson@qctimes.com)  
Sports Columnist and Iowa  
BB writer: Don Doxsie  
E-mail: [ddoxsie@qctimes.com](mailto:ddoxsie@qctimes.com)  
Sports Editor: Matt Coss  
E-mail: [mcoss@qctimes.com](mailto:mcoss@qctimes.com)

#### Waterloo Courier

Phone: 319-291-1467/800-798-1702  
100 E. 4th Street  
Waterloo, Iowa 50704  
Iowa FB Writer: Doug Newhoff  
E-mail: [Doug.Newhoff@wfcourier.com](mailto:Doug.Newhoff@wfcourier.com)

### TELEVISION

KCCI-TV (CBS)  
Phone: 515-247-8812/515-247-8811  
888 Ninth St.  
Des Moines, Iowa 50309  
Sports Director: Scott Reister  
E-mail: [sreister@hearst.com](mailto:sreister@hearst.com)  
E-mail: [sports@kcci.com](mailto:sports@kcci.com)

#### KCRG-TV (ABC)

Phone: 319-398-8325/365-9999 or  
1-800-332-5443  
501 Second Ave. SE  
Cedar Rapids, Iowa 52401  
Sports Director: Scott Saville  
E-mail: [scott.saville@kcrq.com](mailto:scott.saville@kcrq.com)

#### KGAN-TV (CBS)

Phone: 319-730-6153/800-642-6140  
600 Old Marion Road NE  
Cedar Rapids, Iowa 52402  
Interim Sports Director:  
Grant Becker  
E-mail: [gbecker@sbgtv.com](mailto:gbecker@sbgtv.com)

#### KTIV-TV

Phone: 800-234-5848  
Sioux City, Iowa  
Sports Director: Brad Pautsch  
E-mail: [bpautsch@ktiv.com](mailto:bpautsch@ktiv.com)

#### KWQC-TV (NBC)

Phone: 563-383-7079  
805 Brady St.  
Davenport, Iowa 52803  
Sports Director: Joey Donia  
E-mail: [jdonia@kwqc.com](mailto:jdonia@kwqc.com)  
E-mail: [news@kwqc.com](mailto:news@kwqc.com)

#### KWWL-TV (NBC)

Phone: 319-291-1290/800-947-  
7746/319-291-1240  
511 E. 5th St.  
Waterloo, Iowa 50703  
Sports Director: Rick Coleman  
E-mail: [rcoleman@kwwl.com](mailto:rcoleman@kwwl.com)

#### WHBF-TV (CBS)

Phone: 309-786-5441, ext. 150  
231 18th St.  
Rock Island, Illinois 61201  
Sports Director: Jay Kidwell  
E-mail: [jkidwell@whbf.com](mailto:jkidwell@whbf.com)  
E-mail: [sports@CBSQC.com](mailto:sports@CBSQC.com)

#### WHO-TV (NBC)

Phone: 515-242-3739/800-835-1313  
1801 Grand Ave.  
Des Moines, Iowa 50308  
Sports Director: Keith Murphy  
E-mail: [Sports@whotv.com](mailto:Sports@whotv.com)  
E-mail: [keith.murphy@who13.com](mailto:keith.murphy@who13.com)

#### WOI-TV (ABC)

Phone: 515-457-9645, ext. 137  
3903 West Town Parkway  
West Des Moines, Iowa 50266  
Sports Director: Jon Schaeffer  
E-mail: [jschaeffer@weareiowa.com](mailto:jschaeffer@weareiowa.com)

#### WQAD-TV (ABC)

Phone: 309-736-3325/736-3300  
3003 Park 16th St.  
Moline, Illinois 61265  
Sports Director: Matt Randazzo  
E-mail: [matt.randazzo@wqad.com](mailto:matt.randazzo@wqad.com)

### RADIO

#### KCJJ

Phone: 319-354-1242  
PO Box 2118  
4404 Napoleon St SE  
Iowa City, Iowa 52244  
Sports: Tommy Lang  
E-mail: [tommylang1630@gmail.com](mailto:tommylang1630@gmail.com)  
E-mail: [kcjjam@gmail.com](mailto:kcjjam@gmail.com)

#### KGYM

Phone: 319-363-2061  
1110 26th Ave. SW  
Cedar Rapids, Iowa 52404  
Primary Contact:  
Todd Brommelkamp  
E-mail: [todd@kgym.com](mailto:todd@kgym.com)

#### KKRQ

Phone: 319-395-0530/319-329-3714  
iHeartMedia  
Cedar Rapids/Iowa City  
Senior VP of Programming: JJ Cook  
E-mail: [JJCook@iheartmedia.com](mailto:JJCook@iheartmedia.com)

#### KMRY

Phone: 319-393-1450  
1957 Blairs Ferry Road NE  
Cedar Rapids, Iowa 52402  
Sports: Jim Ecker  
E-Mail: [Sports@kmryradio.com](mailto:Sports@kmryradio.com)

#### KRUI

Phone: 319-335-9525/508-244-1852  
379 IMU  
Iowa City, Iowa 52242  
Sports Director: Miles Klotz  
E-mail: [miklotz@krui.fm](mailto:miklotz@krui.fm)

#### KXNO

Phone: 515-245-8851/515-245-8900  
2141 Grand Ave.  
Des Moines, Iowa 50312  
Program Director: Andrew Downs  
E-mail:  
[AndrewDowns@iheartmedia.com](mailto:AndrewDowns@iheartmedia.com)

### RADIO IOWA

Phone: 515-282-1984  
2700 Grand Ave., Suite 103  
Des Moines, Iowa 50312  
Sports Director: Todd Kimm  
E-mail: [tkimm@learfield.com](mailto:tkimm@learfield.com)  
Reporter: Dar Danielson  
E-mail: [DDanielson@learfield.com](mailto:DDanielson@learfield.com)

### WHO

Phone: 515-245-8947  
2141 Grand Ave.  
Des Moines, Iowa 50312  
Program Director: Mike Dorwart  
E-mail: [mike@WHORadio.com](mailto:mike@WHORadio.com)

### WMT/KXIC

Phone: 319-395-053/800-933-7767  
600 Old Marion Rd. NE  
Cedar Rapids, Iowa 52402  
Program Director: Randy Lee  
E-mail: [RandyLee@wmtradio.com](mailto:RandyLee@wmtradio.com)  
Sports: Andy Petersen  
E-mail: [andypetersen@iheartmedia.com](mailto:andypetersen@iheartmedia.com)

### WEBSITES

#### HawkFantic.com

Editor: Pat Harty  
E-Mail: [pat.harty@yahoo.com](mailto:pat.harty@yahoo.com)  
Phone: 319-359-8603

#### HawkeyeInsider.com

Writer: David Eickholt  
Email: [david.eickholt@gmail.com](mailto:david.eickholt@gmail.com)  
Phone: 435-668-9657  
Contributor: Sean Bock  
Email: [seanbock4@gmail.com](mailto:seanbock4@gmail.com)  
Phone: 630-210-2633

#### HawkeyesMic.com

Editor/Publisher: John Patchett  
E-Mail: [john@hawkeyesmic.com](mailto:john@hawkeyesmic.com)  
Reporter/Contributor:  
Tyler Tjelmeland  
E-Mail: [tyler@hawkeyesmic.com](mailto:tyler@hawkeyesmic.com)  
Reporter/Contributor:  
Jack Brandsgard  
E-Mail: [jbrandsgard@hawkeyesmic.com](mailto:jbrandsgard@hawkeyesmic.com)  
Phone: 866-744-2957

#### HawkeyeNation.com

Iowa Reporter: Rob Howe  
E-Mail: [robhoweh@icloud.com](mailto:robhoweh@icloud.com)  
Phone: 319-621-4850

#### HawkeyeReport.com

Editor: Tom Kakert  
E-mail: [Tkakert@aol.com](mailto:Tkakert@aol.com)  
Pphone: 563-508-4641

#### TheAthletic.com

Writer: Scott Dochterman  
E-Mail: [sdochterman@theathletic.com](mailto:sdochterman@theathletic.com)  
Phone: 816-752-0780

**PLEASE NOTE:** All normal services will likely be affected this fall due to COVID-19. We will do our best to serve media attending Iowa home football games in 2020, but please be aware that changes in our normal game day operation are being made. Media procedures outlined below are subject to change! Thank-you!

The Iowa Hawkeyes play their home football games in Kinnick Stadium (capacity 69,250), located on the west campus in the heart of the University's athletic complex. It is a few minutes drive from Interstate 80 and 380 and is less than 30 minutes from the Eastern Iowa Airport in Cedar Rapids.

The Paul J. Brechler Press Box is on the west side and accessible by elevator or stairs. The facility is named in honor of the former UI athletic director (1947-60). It was completed prior to the 2006 season as part of the two-year, \$90 million renovation of Kinnick Stadium.

The four-level facility extends from goal line to goal line. The media section, including the press section, radio and television booths and game management operations, are located on the fourth level. Level one includes private suites and indoor club seating, level two includes outdoor club seating and level three is private suites.

Bottled and/or canned refreshments are available throughout each game. Limited food service (most likely box lunches) are expected to be available.

#### **Ferentz Conferences/Interview Requests**

Coach Kirk Ferentz holds a media conference each Tuesday during the season. Players are also available, upon request, each Tuesday. This is expected to include less players on a weekly basis than previous years. Due to campus building restrictions as of August, these weekly events may be via zoom only.

Player requests must be made following each game, either after a Saturday game or by 9 a.m. (CT) Sunday morning, for the following week. Out of town media should contact the UI Athletic Communications office on Mondays to arrange telephone interviews.

#### **Credentials**

Season and single-game credential requests for Iowa football may be requested through Traci Wagner in the Athletic Communications office. Please apply for credentials via email at [traci-wagner@hawkeyesports.com](mailto:traci-wagner@hawkeyesports.com).

Media parking credentials will be provided digitally for 2020 home games, with media parking located in Lot 43, just outside the west stands of Kinnick Stadium. All media will enter the stadium at Gate C on the west side. Will Call will also be located at Gate C.

Once a credential request is submitted, you will receive notification when your request has been approved or denied. Credentials will not be mailed. Credentials may also be picked up in the Athletic Communications office if arrangements can be made in advance. The majority of all credentials will be available at media Will Call (Gate C) on game day.

Reporters may not use a credential to cover the game for another newspaper, television station, radio station or internet site. Failure to comply will result in both agencies credentials being revoked for the entire season.

Credential language, which appears on all credentials issued for Iowa football, is printed on the following page of this guide. All rules and regulations listed are enforced by the University of Iowa Athletics Department and the Big Ten Conference.

#### **Parking**

Requests for parking should be made when requesting credentials. Media parking is located in Lot 43 on the west side of Kinnick Stadium.

Access Lot 43 (you can use 992 Evashevski Drive, Iowa City, for directions), from the north on Hawkins Drive. Turn right on Lot 43N Drive to Lot 43. From the south, take Melrose Avenue to Evashevski Drive, from either the east or west.

Television stations needing satellite truck parking must contact Traci Wagner (319-335-9411) early in the week prior to that Saturday's game, to make arrangements. Truck parking is located outside the southeast corner of Kinnick Stadium (Gate M) adjacent to Hawkins Drive.

#### **Media Entrances**

Everyone must enter the stadium at Gate C, which is at the southwest corner of the stadium. Please plan accordingly and allow a little extra time to get into the stadium and the press box. Once you enter at Gate C, you can take the elevators at Gate D or Gate F to the fourth level.

#### **Photo/TV Credentials**

Photo credentials must be requested following the same guidelines as mentioned above. A photo room is located at the northeast corner of the Kinnick Stadium playing field. Photo credentials must be presented in order to receive a vest for sideline photography. Entrance to the photo room from the playing field is at the northeast corner of the field. From the concourse, use the stairs in the north end of the east stands (near Gate I). **Please note, access for photographers is likely to change as the season approaches. Information will be shared when finalized.**

Photo vests must be checked out from the photo room and worn to allow access. Vests must be returned to the photo room 10-15 minutes following the conclusion of each game.

TV camera personnel must adhere to all sideline policies, which will be restricted in 2020.

An overhead high 50 press box angle of the game from the HawkVision video boards in Kinnick Stadium may be obtained by contacting in advance: Mike Moriarity ([mike-moriarity@uiowa.edu](mailto:mike-moriarity@uiowa.edu)).

#### **Services**

Complete play-by-play, halftime statistics, final team and individual stats, complete defensive stats, drive charts, participation charts and quotes from both head coaches are available following each home game. Stat Broadcast is available for each home game via [statbroadcast.com](http://statbroadcast.com). The majority of statistical information and postgame quotes will be provided electronically.

#### **Postgame Pressers**

No media will be allowed to attend postgame press conferences in person. It is our intention to provide video and quotes from both teams, including a complete transcript of the Kirk Ferentz press conference. Head coach press conferences will be made available via Zoom and the television monitors in the main press area.

The Kinnick Stadium press facility closes four hours following the conclusion of postgame press conferences.

#### **High Speed Internet Access**

Hard wire high speed internet access is available at every media seat in the Kinnick Stadium press box. Wireless internet access is available, with a username and password, throughout the stadium. Please ask for IT assistance in the press box should you need wireless access on game day.



### Telephones

Media requiring their own phone lines should call 319-335-2945 and ask for a work order clerk.

### Postgame Information via E-Mail

All game statistics, notes, and quotes are e-mailed from Kinnick Stadium following Iowa home games when requested. This information is filed in PDF format and is sent within 30-45 minutes following home games. To receive this information, contact a member of the Iowa Athletic Communications staff. This information is also posted on the Iowa website, [hawkeyesports.com](http://hawkeyesports.com), following each home game. Those who are provided credentials will be included on the email list.

### Press Conference Transcripts

Transcripts of Tuesday press conferences and home game postgame press conferences with Coach Kirk Ferentz, are provided by ASAP Transcripts. Transcripts of Ferentz press conferences are available for download via [hawkeyesports.com](http://hawkeyesports.com) and e-mail.

### Accommodations

A directory of hotels, motels, restaurants, and available air transportation can be found on page 258 of this guide. The UI Athletic Communications office can offer assistance in securing hotel rooms in the area upon request. Contact Rhonda Wetjen in the UI Athletic Communications office (319-335-9411) for reservations.

### Postgame Interviews

Members of the media should contact Steve Roe or Matt Weitzel with player requests. UI Athletic Communications staff will be departing the press box with approximately five minutes remaining in the game.

No coach and player interviews will take place in person with media. Quotes from both head coaches are distributed following the interview sessions. Video of postgame interviews will be distributed.

The Iowa locker room is closed to the media. Selected Iowa players will be made available for interviews via zoom, with video also provided to media following those interviews.

### Field Access

Credentialed members of the media are not allowed field access. More information will be made available for photographers and videographers prior to the first home game.

### Recruit Interviews

The University of Iowa is committed to full compliance with NCAA Division I rules, and per NCAA Rule 13.10.1, members of the media are not allowed to have any type of in-person, face-to-face contact with a prospective student-athlete and/or interview a prospective student-athlete (either by telephone or any other communication medium) while that prospective student-athlete is visiting the University of Iowa in conjunction with our athletics programs (i.e., official or unofficial visits).

Any violation of this rule falls solely on the University of Iowa. Therefore, if a member of the media is unable to adhere to this rule and becomes a liability, the University of Iowa will retain the right to revoke media credentials.

### The Hawkeye Radio Network

Fans of the University of Iowa following the Hawkeyes on radio can tune in on their favorite station throughout the state of Iowa and the Midwest.

The radio voice of the Hawkeyes is Gary Dolphin, a Cascade, Iowa native who handles all play-by-play action of both Iowa football and men's basketball. In addition, Dolphin also serves as the host

of the weekly coach's shows during the season with football Coach Kirk Ferentz and men's basketball Coach Fran McCaffery. Dolphin is a three-time Iowa SportsCaster of the Year. He is in his 24th year of broadcasting Iowa football and basketball on the Hawkeye Radio Network. Dolphin, overall, is in his 48th year of play-by-play broadcasting, which includes seven years of broadcasting basketball games for Northwestern University. He served as the Network Television Coordinator for the Chicago Bears from 1989-99.

Dolphin is joined on all University of Iowa football broadcasts by former Hawkeye and NFL great Ed Podolak. A native of Atlantic, Iowa, Podolak was a three-year letterman for the Hawkeyes (1966-68) as a quarterback and running back. He enjoyed a lengthy professional career with the Kansas City Chiefs and is a member of the Chiefs Hall of Fame. He has been a part of Iowa football broadcasts for 38 years and over 450 games. Iowa's sideline reporter is Rob Brooks, son of Hall of Fame broadcaster, Bob Brooks.

The Hawkeye Radio Network, a production of Learfield Communications, Inc. of Jefferson City, Missouri, blankets the state of Iowa and bordering states with more than 50 stations providing live coverage. The Hawkeyes can also be heard on the World Wide Web ([hawkeyesports.com](http://hawkeyesports.com)) via Hawkeye All-Access, and on Sirius and XM satellite radio.

### Credential Language

The following is the information printed on the University of Iowa game day media credential. All rules and regulations listed are enforced by the University of Iowa Athletics Department and the Big Ten Conference.

*This working credential is subject in all respects to the Media Credential Criteria and Policies set forth by the Big Ten Conference as in effect from time to time. This working credential is issued for the sole purpose of providing facility access to an accredited agency's employee who has a legitimate working function (media or game service) in conjunction with this event. It is non-transferable and non-assignable and any duplication or alteration of this document is prohibited. Any unauthorized use of this credential subjects the bearer to ejection from the facility and prosecution for criminal trespass. Any secondary use of any picture, photograph, audio description, video, film/tape, drawing or other description of a game taken or made by the accredited organization or individual to whom this credential has been issued (including, but not limited to use in delayed editorial or non-editorial advertising, sales promotion or merchandising) is prohibited without prior specific written approval of the Big Ten Conference. Nothing in these terms and conditions authorizes or allows bearer to violate any of the trademarks, copyright and other proprietary rights of the Big Ten Conference. A maximum of two minutes (2:00) of game video footage (without audio) may be utilized during the 96 hours following the conclusion of the game solely within regularly scheduled bona fide news programming distributed via television, including such television programming simulcast on the internet, wireless or other forms of media, but otherwise may not be distributed on the internet, wireless or other forms of media.*

**ACCEPTANCE OF THIS CREDENTIAL CONSTITUTES AGREEMENT BY THE BEARER AND HIS OR HER ORGANIZATION TO ABIDE BY THE FOREGOING CONDITIONS.**



**Air Transportation from Eastern Iowa Airport**

|                         |              |
|-------------------------|--------------|
| Allegiant Air _____     | 702-505-8888 |
| American Airlines _____ | 800-433-7300 |
| Delta Airlines _____    | 800-221-1212 |
| Frontier Airlines _____ | 800-432-1359 |
| United Airlines _____   | 800-864-8331 |

**Hotels/Motels - Area Code is 319**

|  |          |
|--|----------|
| AmericInn, 2597 Holiday Rd., Coralville _____                            | 625-2400 |
| Baymont Inn & Suites, 200 6th St., Coralville _____                      | 337-9797 |
| Best Western Canterbury Inn & Suites, 704 1st Ave., Coralville _____     | 351-0400 |
| Candlewood Suites, 2491 Holiday Rd., Coralville _____                    | 625-2200 |
| The Bohemian, 2525 N. Dodge St., Iowa City _____                         | 354-2000 |
| Comfort Inn, 214 W. 9th St., Coralville _____                            | 337-8382 |
| Comfort Suites, 2431 James St., Coralville _____                         | 338-3400 |
| Country Inn & Suites, 2571 Heartland Pl., Coralville _____               | 545-8464 |
| Days Inn, 205 2nd St., Coralville _____                                  | 354-4400 |
| Drury Inn and Suites, 815 1st Ave., Coralville _____                     | 337-4891 |
| Fairfield Inn, 214 9th St., Coralville _____                             | 337-8382 |
| Graduate Iowa City Hotel, 210 S. Dubuque St., Iowa City _____            | 337-4058 |
| Hampton Inn, 1200 1st Ave., Coralville _____                             | 351-6600 |
| Hampton Inn, 4 Sturgis Corner Dr., Iowa City _____                       | 339-8000 |
| Heartland Inn, 87 2nd St., Coralville _____                              | 351-8132 |
| Hilton Garden Inn, 328 DS. Clinton St., Iowa City _____                  | 248-6100 |
| Holiday Inn Express Hotel & Suites, 970 25th Ave., Coralville _____      | 625-5000 |
| Homewood Suites by Hilton, 921 E. 2nd St., Coralville _____              | 338-3410 |
| Hoom2 Suites by Hilton, 740 Coral Ridge Ave., Coralville _____           | 337-5011 |
| HotelVetro Studio Suites, 201 S. Linn St., Iowa City _____               | 337-4961 |
| Hyatt Place, 255 E. Court St., Iowa City _____                           | 569-2780 |
| Iowa House Hotel, 121 Iowa Memorial Union, Iowa City _____               | 335-3513 |
| MainStay Suites, 2491 Holiday Rd., Coralville _____                      | 625-2200 |
| Marriott Hotel and Conference Center, 300 E. 9th St., Coralville _____   | 688-4000 |
| Quality Inn, 209 W. 9th St., Coralville _____                            | 351-8144 |
| Radisson Hotel, 1220 1st Ave., Coralville _____                          | 351-5049 |
| Residence Inn by Marriott, 2681 James St., Coralville _____              | 338-6000 |
| Riverside Golf Resort, 3184 Hwy. 22, Riverside _____                     | 648-1234 |
| Sleep Inn & Suites, 485 Madison Ave. N, North Liberty _____              | 665-2700 |
| Springhill Suites, 1001 25th Ave., Coralville _____                      | 625-1001 |
| Suburban Extended Stay Hotel, 2491 Holiday Road, Coralville _____        | 625-2200 |
| Super 8 Motel, 611 1st Ave., Coralville _____                            | 337-8388 |
| The Hotel at Kirkwood Center, 7725 Kirkwood Blvd. SW, Cedar Rapids _____ | 848-8700 |
| Travel Lodge, 2216 N. Dodge St., Iowa City _____                         | 351-1010 |

**Dining Options**

For complete listings of restaurants in the Iowa City-Coralville area, please visit:

**<http://www.thinkiowacity.com/restaurants>**

**<http://downtowniowacity.com/eat-drink>**

**The Hawkeye Visions Endowment Program:** Hawkeye Visions is an on-going campaign, which seeks to build an endowment capable of covering the cost, via earnings, of UI student-athlete scholarships. The program currently includes over 200 scholarships ranging from fully endowed scholarships, partially endowed, in development or scholarships pledged via an estate gift. The following Visionary and Leadership level endowed scholarships will be awarded for the 2020-21 academic year.

### Visionary Level Scholarships

Beth and Bob Allsop Point Guard Scholarship  
John and Ruth Beckman Scholarships  
Ray Carlson Lineman Scholarship  
Mark C. Falb Quarterback Scholarship  
Bill and John Fenton Football Scholarship  
George C. and Nora Foerstner Memorial and Alex A. and JoAnn F. Meyer Football Scholarships  
Russ and Ann Gerdin Family Football Scholarships  
Russ and Ann Gerdin Family Men's Basketball Scholarships  
Russ and Ann Gerdin Family Women's Basketball Scholarship  
Russ and Ann Gerdin Family Wrestling Scholarship  
Russ and Ann Gerdin Family Athletic Scholarship  
Leonard A. and Marlene S. Hadley Center Football Scholarship  
Mike "Hammer" Hammond Football Scholarship Fund  
Robert G. and Annalee Jacoby Hockridge Wrestling Scholarship  
Jim and Rhonda Juhlin Men's Basketball Scholarship  
Nile Kinnick Leadership Scholarship

### Mary Lee Hawkeye Spirit Scholarships

Gus and Theo Mastrogany Football End Scholarship  
Robert W. and Jean C. Ottilie Athletic Scholarships  
Ned and Reba Postels Family Men's Basketball Scholarship  
James Rohweder Baseball Second Baseman Scholarship  
James Rohweder Softball Second Baseman Scholarship  
Christian G. 'Dutch' Schmidt Baseball Scholarships  
Keith and Justine Schulte "6th-Man" Men's Basketball Scholarship  
John and Peg Slusher Softball Catcher Scholarship  
Roland and Esther Smith Men's Athletic Scholarships  
Roland and Esther Smith Women's Athletic Scholarships  
Arthur E. Stanley Football Scholarships  
Chris Street Memorial Men's Basketball Scholarship  
Dale L. Tieden Football Scholarships  
Henry B. and Patricia B. Tippie Athletic Scholarships  
Dr. Virginia M. Weimar Women's Basketball Scholarship  
Jim and Susan Woods Offensive Lineman Scholarship

### Leadership Level Scholarships

Dr. C.F. "Larry" and Lois Barrett Football Scholarship  
Micheal and Patricia Beal Women's Basketball Scholarship  
P. Sue Beckwith, M.D., Women's Basketball Scholarship  
P. Sue Beckwith, M.D., Rowing Scholarship  
Warren and Harriet Berman Family Football Scholarship  
Warren and Harriet Berman Family Men's Basketball Scholarship  
Mike Boddicker Baseball Scholarship  
Lester Bookey Memorial Scholarship  
Patty and Tom Buroker Football Scholarship  
Thomas L. Cardella Football Scholarship  
B. W. "Wayne" Carpenter Family Football Scholarship  
Carver Scholarship/Slater Award  
Gene and Jennie Clay Football Scholarship  
John and Mary Ann Colloton Men's Basketball Scholarship  
John and Mary Ann Colloton Football Scholarship  
John and Mary Ann Colloton Women's Basketball Scholarship  
John and Mary Ann Colloton Wrestling Scholarship  
Catherine Nacke Cooper Men's Basketball Scholarship  
Brad and Peggy Davis Golf Scholarship  
Tom and Shari Davis Men's Basketball Manager Scholarship  
Doran Family Gymnastics Scholarship  
C. W. "Bump" Elliott Football Scholarship  
Dr. Brent and Ellen Feller Men's Basketball Scholarship  
John Ferentz Memorial Football Scholarship  
Fitzgerald Family Women's Basketball Scholarship  
Hayden Fry Captain's Scholarship  
Eugene and Pat Gauron Women's Tennis Scholarship  
Al Grady Memorial Football Scholarship  
Carol Hauptert Football Scholarship  
Donald W. and Marilyn Heineking Baseball Scholarship  
Donald W. and Marilyn Heineking Football Scholarship  
Donald W. and Marilyn Heineking Men's Cross Country/Track Scholarship  
Donald W. and Marilyn Heineking Men's Basketball Manager's Scholarship  
Donald W. and Marilyn Heineking Softball Scholarship  
Donald W. and Marilyn Heineking Volleyball Scholarship  
Donald W. and Marilyn Heineking Women's Basketball Scholarship  
Donald W. and Marilyn Heineking Wrestling Scholarship  
Theo and Glenda Hitchens Football Scholarship  
Theo and Glenda Hitchens Men's Basketball Scholarship  
James Hoak Men's Golf Scholarship  
Tim and Kathee Howard Football Scholarship  
Iowa Style Wrestling Scholarship  
Richard O. Jacobson Football Scholarship  
Johnson County I-Club Football Scholarship  
Johnson County I-Club Wrestling Scholarship  
Bud and Georgia Johnson Women's Basketball Scholarship  
Bud and Georgia Johnson Volleyball Scholarship  
Nile Kinnick Memorial Scholarships  
Nile Kinnick Scholarship for Women  
Ron Kirchhoff Men's Basketball Scholarship  
Don and Joyce Klimes Football Scholarship  
W. A. Krause Football Scholarship  
Gary Kurdelmeier Wrestling Scholarship  
Robert and Dorothy Lee Scholarship  
Michael and Chelle Lehman Volleyball Scholarship

Jack and Ailene Liechty Men's Golf Scholarship  
Jack and Ailene Liechty Football Scholarship  
Jack and Ailene Liechty Men's Basketball Scholarship  
Jack and Ailene Liechty Women's Basketball Scholarship  
Linn County I-Club Football Scholarship  
Lohaus Men's Basketball Scholarship  
Paul Mason Memorial Scholarship  
Bob and Jo Lynne Meskimen Family Football Scholarship  
Monday Morning Quarterback Club Football Scholarship  
Terry and Susan Mulligan Football Scholarship  
Terry and Susan Mulligan Men's Swimming Scholarship  
Bucky O'Connor Men's Basketball Scholarship  
Bucky O'Connor Men's Golf Scholarship  
Dennis and Donna Oldorf Athletic Scholarship  
Robert and Ruth Bywater Olson Football Scholarship  
Bob and Dorothy Otto Football Scholarship  
Dave Paulson Baseball Scholarship  
Whitey and Grace Piro Football Scholarship  
William and Kay Pitlik Wrestling Scholarship  
William and Kay Pitlik Football Scholarships  
William and Kay Pitlik Softball Scholarship  
William and Kay Pitlik Women's Basketball Scholarship  
William and Kay Pitlik Field Hockey Scholarship  
Polk County I-Club Football Scholarship  
Polk County I-Club Softball Scholarship  
Rigler Family Football Scholarship  
Bob Root Memorial Football Scholarship  
Stella Wolff Sanford Women's Scholarship  
Douglas D. Schnoebelen Women's Basketball Scholarship  
John and Dorothy Sill Wrestling Scholarship  
Val, Marilyn and Gary Skarda Family Baseball Scholarship  
Betty and Bob Stein Family Swimming Scholarship  
Professor Ralph I. and Barbara G. Stephens Women's Basketball Scholarship  
Marshall Stewart Athletic Scholarship  
Dennis and Janice Oliver Strang Football Scholarship  
John Streif Men's Basketball Scholarship  
Ben Trickey Memorial Scholarship  
Raymond K. and Susan K. Vawter Football Scholarship  
W. David Ward Football Scholarship  
George Wine Sports Information Scholarship  
Earl and Edna Yoder Football Scholarship

### The Hawkeye Visions Endowment Program: Investing in a Winning Future

To make a gift or for more information about the Hawkeye Visions Endowment Program, please contact Director of Development Sloane Tyler at (319-467-3736), [Sloane.Tyler@foriowa.org](mailto:Sloane.Tyler@foriowa.org), or (800) 648-6973. Please visit [jointheclub.com](http://jointheclub.com) for more information. The UI Center for Advancement is the preferred channel of support for private contributions to all areas of the University of Iowa.

#### Athletic Endowed Scholarship Gift Minimums

Sustaining Scholarships require a gift of at least \$100,000  
*Naming example: The John and Jane Doe Athletic Scholarship*

Leadership Scholarships require a gift of at least \$500,000  
*Naming example: The Doe Family Baseball Scholarship*

Visionary Scholarships require a gift of at least \$1,000,000  
*Naming example: The Jane Doe Women's Basketball Point Guard Scholarship*

The Athletic Communications Office is located in Suite S300 in Carver-Hawkeye Arena. The office phone number is 319/335-9411.

Your hosts in the Paul J. Brechler Press Box include UI Athletic Communications staff members Steve Roe, James Allan, Chris Brewer, Hannah Ossman, Jack Rossi, Traci Wagner and Matthew Weitzel, along with Brian Ray, Director of Photography, and Assistant Director of Photography Stephen Mally.

**Roe** was named Director of Athletic Communications in July, 2011, after serving as interim director for one year. He joined the Hawkeye staff in 1990 and was named associate director in 1997. The Iowa City native earned his bachelor's degree from Buena Vista University and his master's degree from Northeast Louisiana University. Steve and his wife, Janet, have a daughter, Nike, and a son, James, two granddaughters, Teagan (15) and Lydia (7), and a grandson, Jack (10). Both Nike (law degree) and James (bachelor's degree) earned degrees from the University of Iowa.

**Allan** was named associate director of content in 2016 following seven years as a full-time assistant. It is Allan's second stint in the office, as he served as a student assistant from 2000-04. Allan returned to Iowa City after serving as the sports information director at the University of Missouri-Kansas City from 2005-10, and as the athletics media relations intern at Texas Christian University in 2004-05. The Hampton, Iowa, native earned his bachelor's degree in journalism from the University of Iowa in May, 2004. He and his wife, Mary Ann, have four children, Jonathan, Will, Eleanor, and Olivia.

**Brewer** was named associate director in 2016 after serving as an assistant director since 2009. He was named Division I Wrestling Sports Information Director of the Year by the National Wrestling Media Association (NWMA) in 2016. In 2004, the Iowa City native earned his English degree from the University of Iowa and served as a graduate assistant with the Detroit Lions media relations department. He and his wife, Brooke, have a daughter, Elyse, and a son, Del.

**Ossman** joined the full-time staff in August 2019, after assisting for a year in the department as an intern. The Farmington, Illinois, native earned her bachelor's degree in communications and journalism and master's degree in sport management from Northern Illinois University. There, she worked in the Athletic Communications department as a student assistant and graduate assistant.

**Rossi** joined the staff as a fulltime member in June, 2018. He served as a student assistant in the Athletic Communications office as an undergraduate and as an intern for two years. Rossi is a native of Gurnee, Illinois, and earned his bachelor's degree from Iowa in Journalism in 2016.

**Wagner** is in her 22nd year as an assistant after previously serving as a student assistant for four years and as an intern for two years. A native of Iowa Falls, Wagner earned her bachelor's de-

gree in 1997 with a double major in journalism and communication studies. Traci and her husband, Jason, have a son, Nick, and a daughter, Sydney.

**Weitzel** was named associate director in July, 2012, after serving as assistant director since 1998. Weitzel graduated from the University of Iowa in 1997 with a bachelor's degree in journalism and mass communication, with an emphasis in business. The native of Mundelein, Illinois, was a student in the sports information office for three years. He and his wife, Carrie, have a newborn son, Grey.

**Ray** joined the UI athletics department in December, 2013, as serves as the athletics department director of photography. Ray previously was the Iowa City chief photographer and senior visual journalist for the Cedar Rapids Gazette and is a Davenport, Iowa native. Ray earned a bachelor's degree from Iowa in journalism and psychology in 2002. Brian and his wife, Joanna, have a son, Boston, and a daughter, Joslynn.

**Mally** is in his second year as assistant director of photography for the athletics department. Prior to joining the Hawkeye staff Stephen was a staff photographer at the *Cedar Rapids Gazette*.



**Steve  
Roe**



**James  
Allan**



**Chris  
Brewer**




**Stephen  
Mally**



**Hannah  
Ossman**



**Brian  
Ray**



**Jack  
Rossi**



**Traci  
Wagner**



**Matthew  
Weitzel**



### **George Wine Scholarship Benefits University of Iowa Student Interns**

Dr. Barrie Anderson, spouse of former University of Iowa Sports Information Director George Wine, has established the George Wine Memorial Scholarship Fund. The fund provides a scholarship each semester to a senior student intern who is employed in the UI Athletic Communications office. Wine served as Iowa's Sports Information Director from 1968-1993.









| BIG |      | BIG |      | BIG |      | BIG |      | BIG |      | BIG |      |
|-----|------|-----|------|-----|------|-----|------|-----|------|-----|------|
| 14  | 1970 | 14  | 1971 | 14  | 1972 | 14  | 1973 | 14  | 1974 | 14  | 1975 |
| 14  | 1976 | 14  | 1977 | 14  | 1978 | 14  | 1979 | 14  | 1980 | 14  | 1981 |
| 14  | 1982 | 14  | 1983 | 14  | 1984 | 14  | 1985 | 14  | 1986 | 14  | 1987 |
| 14  | 1988 | 14  | 1989 | 14  | 1990 | 14  | 1991 | 14  | 1992 | 14  | 1993 |
| 14  | 1994 | 14  | 1995 | 14  | 1996 | 14  | 1997 | 14  | 1998 | 14  | 1999 |
| 14  | 2000 | 14  | 2001 | 14  | 2002 | 14  | 2003 | 14  | 2004 | 14  | 2005 |
| 14  | 2006 | 14  | 2007 | 14  | 2008 | 14  | 2009 | 14  | 2010 | 14  | 2011 |
| 14  | 2012 | 14  | 2013 | 14  | 2014 | 14  | 2015 | 14  | 2016 | 14  | 2017 |
| 14  | 2018 | 14  | 2019 | 14  | 2020 | 14  | 2021 | 14  | 2022 | 14  | 2023 |

