



IOWA FOOTBALL

IOWA HAWKEYES

(1-2, 1-2)

10/24	at Purdue*	L, 20-24
10/31	Northwestern*	L, 20-21
11/7	Michigan State*	W, 49-7
11/13	at Minnesota*	6:05 p.m./FS1
11/21	at Penn State*	TBD
11/27	Nebraska*	12 p.m./FOX
12/5	at Illinois*	TBD
12/12	Wisconsin*	TBD
12/19	Big Ten Championship Week	

* -- Big Ten Conference Game

MINNESOTA GOLDEN GOPHERS

(1-2, 1-2)

10/24	Michigan*	L, 24-49
10/31	at Maryland*	L, 44-45 (OT)
11/7	at Illinois*	W, 41-14
11/13	Iowa*	6:05 p.m./FS1
11/20	Purdue*	6:30 p.m./BTN
11/28	at Wisconsin*	TBD
12/5	#3 Ohio State*	TBD
12/12	at Penn State*	TBD
12/19	Big Ten Championship Week*	

* -- Big Ten Conference Game

BIG TEN STANDINGS

WEST DIVISION

Team	Big Ten	Pct.	Overall	Pct
Northwestern	3-0	1.000	3-0	1.000
Purdue	2-0	1.000	2-0	1.000
Wisconsin	1-0	1.000	1-0	1.000
IOWA	1-2	.333	1-2	.333
Minnesota	1-2	.333	1-2	.333
Nebraska	0-2	.000	0-2	.000
Illinois	0-3	.000	0-3	.000

EAST DIVISION

Team	Big Ten	Pct.	Overall	Pct.
Indiana	3-0	1.000	3-0	1.000
Ohio State	3-0	1.000	3-0	1.000
Maryland	2-1	.667	2-1	.667
Michigan State	1-2	.333	1-2	.333
Rutgers	1-2	.333	1-2	.333
Michigan	1-2	.333	1-2	.333
Penn State	0-3	.000	0-3	.000



The 14-week show will air on the following outlets:
 Mediacom MC 22: Wed., 6 p.m./Fri., 6:30 p.m./Sat., 10 a.m.
 KCWI Des Moines: Sat., Noon
 CFU Cedar Falls: Thurs., 7 p.m.
 KCRG Cedar Rapids: Sunday, 10:35 p.m.
 KCRG-D2 Cedar Rapids: Wed., 6 p.m. thru Dec. then returns to 7 p.m.
 KYOU Ottumwa: Sunday, 10 p.m.
 Big Ten Network: Thurs., 7:30 a.m.

IOWA vs. MINNESOTA



IOWA HAWKEYES

Record: 1-2, 1-2
AP Ranking: NR
Coaches Ranking: NR
Head Coach: Kirk Ferentz
Alma Mater: Connecticut
Overall Record: 175-127 (25th yr)
Record at Iowa: 163-106 (22nd yr)



MINNESOTA GOLDEN GOPHERS

Record: 1-2, 1-2
AP Ranking: NR
Coaches Ranking: NR
Head Coach: P.J. Fleck
Alma Mater: Northern Illinois
Overall Record: 54-39 (8th yr)
Record at School: 24-17 (4th yr)

THE SETTING

Date: Friday, Nov. 13, 2020
Location: Minneapolis, Minn.
Stadium: TCF Bank Stadium (50,805)
Surface: Field Turf
Kickoff: 6:05 p.m. (CT)
Series: Iowa trails, 49-62-2
TV: FS1
Aaron Goldsmith, play-by-play
Brady Quinn, analyst
Radio: Hawkeye Radio Network
Gary Dolphin, play-by-play
Ed Podolak, color analyst
Rob Brooks, sideline reporter
Live Audio: hawkeyesports.com (Hawkeye All-Access)
Live Stats: hawkeyesports.com
Twitter: @HawkeyeFootball / @IowaFBLive
Satellite Radio: XM Channel 380



1

DT Daviyon Nixon leads the Big Ten with 6.0 tackles for loss. He averages 2.0 tackles for loss per game, tied for seventh in the country. Nixon leads an Iowa defense that ranks No. 1 in the conference in rush defense (102.0) and No. 3 in scoring defense (17.3). He has 21 tackles, more than any other Big Ten defensive linemen and No. 3 on the team.

2

P Tory Taylor ranks second the B1G and 13th in the country averaging 46.0 yards per punt. Taylor has downed 10 of his 17 inside the 20. He has seven punts of 50-plus yards, with a career-high 61 yard punt Week 3 vs. MSU. Iowa leads the country in punt defense. Only one of Taylor's 10 punts has been returned, and it went for minus-eight yards and a lost fumble.

3

TE Sam LaPorta leads Iowa in receptions (13) and receiving yards (128). Only twice since 1992 has a tight end led Iowa in season receiving yards. Alan Cross in 1992 (55-640) and T.J. Hockenson in 2018 (49-760).

4

RB Tyler Goodson has started the last seven games at running back and has seven rushing touchdowns during that stretch. Goodson leads Iowa in rushing attempts (43) and rushing yards (233). In Iowa's 23-19 win against #7 Minnesota in 2019, Goodson became the first true freshman to start at running back under Ferentz since 2012 (Greg Garmon).

5

K Keith Duncan is Iowa's all-time career leader in field goal percentage (84.0). He has made 42-of-50 career field goal attempts. He is 20-of-20 in his career inside 30 yards, and has made 47 consecutive PATs. Duncan has 207 career points, 11th all-time and three points shy of tying Akrum Wadley (210) for No. 10 all-time.

6

QB Spencer Petras has 116 pass attempts through three weeks, the second most by any Big Ten quarterback. He entered the season with 11 career pass attempts. The Hawkeyes are averaging 29.7 points per game, their highest total since 2002 (36.5).

7

Iowa has 59 INTs since 2017, tied for the most in the country over the last three-plus years (Appalachian State). The Hawkeyes have at least one INT in 10 straight games. They have 14 total INTs during that stretch. DB Riley Moss returned his interception 54 yards Week 3 against MSU to extend the Hawkeyes' streak of consecutive seasons with a pick-six to 13.

8

Iowa has two of the country's best punt returner and kickoff returner. Junior Charlie Jones leads the country averaging 50.0 punt return yards per game. His 15.0 punt return average leads the B1G. He has one punt return for a touchdown (54 yards vs. Michigan State). Senior WR Ihmir Smith-Marsette averages 24.5 yards per kickoff return in 2020, No. 1 in the B1G.

9

Iowa is the fifth youngest team in the country with 71.5 percent of its roster made up of true freshmen (31), redshirt freshmen (30) and sophomores (27). Oregon (73.6), Florida State (72.6), E. Carolina (72.2) and Stanford (71.6) make up the top four.

10

Kirk Ferentz moved into sole possession of fourth place among Big Ten coaches in career wins following a Week 3 win against Michigan State. Ferentz has 163 wins in all games coached as a member of the Big Ten Conference. The top five includes Woody Hayes (202), Amos Alonzo Stagg (199), Bo Schembechler (194), Ferentz (163) and Joe Paterno (162).



QB



7 SPENCER PETRAS | SO | 6-5 | 231
San Rafael, California (Marin Catholic)
 • 3 career starts/8 career games played
 • 29.7 ppg, most by QB since Banks in '02 (36.5)
 • 116 pass attempts ranks second in B1G (Clifford)
 • 2020 Leadership Group
 • 2 career rushing TD (both 1-yard)

RB



15 TYLER GOODSON | SO | 5-10 | 200
Suwanee, Georgia (North Gwinnett)
 • 7 career starts/16 career games played
 • Doak Walker Award preseason watch list
 • Team leader in rushing yards (233) and attempts (43)
 • Started last 7 games, 7 rushing TDs over that stretch
 • First frosh to lead team in rushing in program history ('19)

RB




10 MEKHI SARGENT | SR | 5-9 | 209
Key West, Florida (Key West)
 • 12 career starts/29 career games played
 • Doak Walker Award preseason watch list
 • 24 carries, 122 yards, 3 TDs in 2020
 • Second on the team in rushing yards (563) in '19
 • 1,430 career rushing yards ranks 29th all-time

LT




77 ALARIC JACKSON | SR | 6-6 | 315
Detroit, Michigan (Renaissance)
 • 37 career starts/37 career games played
 • 37 career starts, all at LT
 • Outland Trophy Preseason Watch List
 • Pre-season first-team AA (Pick Six Previews)
 • Second-team preseason AA (Athlon)

LG




73 CODY INCE | SO | 6-4 | 285
Balsam Lake, Wisconsin (Unity)
 • 1 career start/14 career games played
 • First career start Week 3 vs. Michigan State
 • Appeared in 11 games in 2019
 • Redshirted, saw no action in 2018
 • Played football, baseball, and basketball in high school

C



65 TYLER LINDERBAUM | SO | 6-3 | 288
Solon, Iowa (Solon)
 • 16 career starts/17 career games played
 • Rimington Award preseason watch list
 • 16 straight starts at center
 • First freshman to start at C since '06 (Raphael Eubanks)
 • Moved from DL to OL following 2018 regular season

RG



61 COLE BANWART | SR | 6-4 | 296
Ottosen, Iowa (Algona)
 • 12 career starts/21 career games played
 • 2020 Leadership Group
 • Started Weeks 1 & 3 at RG, started Week 2 at LG
 • Injured in Week 5 of '19, missed remainder of season
 • In 2018, started Weeks 1-2, 9-13 at RG

RT



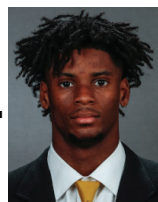
71 MARK KALLENBERGER | SO | 6-5 | 290
Bettendorf, Iowa (Bettendorf)
 • 6 career starts/19 career games played
 • 4 career starts at RG, 1 start at LG, 1 start at RT
 • 1st career start at tackle Week 3 vs. Michigan State
 • 2018 Academic All-Big Ten
 • Redshirted in 2017

WR



12 BRANDON SMITH | SR | 6-2 | 215
Lake Cormorant, Mississippi (Lake Cormorant)
 • 22 career starts/37 career games played
 • Has both of Iowa's receiving TDs (7 yards, 14 yards)
 • 9 receptions, 88 yards in 2020
 • 9 career TD, 2 in '18; 5 in '19; 2 in '20
 • State champion high jumper in Mississippi (6' 6")

WR



6 IHMIR SMITH-MARSETTE | SR | 6-1 | 179
Newark, New Jersey (Weequahic)
 • 18 career starts/39 career games played
 • Hornung/Biletnikoff preseason watch lists
 • Averages 29.4 yds on 49 KO returns, all-time B1G leader
 • 7 receptions, 84 rec. yards in 2020
 • Led team with 10 touchdowns (5 rec., 3 rush, 2 KOR) in '19

WR



3 TYRONE TRACY, JR. | SO | 5-11 | 203
Camby, Indiana (Decatur Central)
 • 9 career starts/20 career games played
 • 8 receptions, 90 yards in 2020
 • 36 rec., 589 yds (second on team), 3 TDs in '19
 • Career-high 130 receiving yards at Wisconsin in '19
 • 75-yard TD at WISC was longest scrimmage play of 2019

WR




89 NICO RAGAINI | SO | 6-0 | 193
East Haven, Conn. (Notre Dame/Avon Old Farms Prep)
 • 5 career starts/19 career games played
 • 10 rec. (2nd on the team), 109 rec. yards (2nd on team)
 • 46 receptions led team in '19
 • Tied for third on team with 439 receiving yards in '19
 • Career-high 7 catches and 55 yards vs. PSU in '19

WR




16 CHARLIE JONES | JR | 6-0 | 187
Deerfield, Illinois (Deerfield)
 • 0 career starts/3 career games played
 • Leads nation averaging 50.0 punt return yards per game
 • 15.0 return average leads B1G and ranks 5th in nation
 • 54-yard punt return TD Week 3 vs. Michigan State
 • B1G Special Teams POW (11/9) following Week 3

TE



84 SAM LAPORTA | SO | 6-4 | 249
Highland, Illinois (Highland)
 • 4 career start/15 career games played
 • John Mackey Award preseason watch list
 • Team-high 13 receptions
 • Team-high 128 receiving yards
 • 1 of 8 true freshmen to see action in 2019

TE



42 SHAUN BEYER | JR | 6-5 | 179
Shellsburg, Iowa (Cedar Rapids Kennedy)
 • 9 career starts/31 career games played
 • 4 reception, 37 yards in 2020
 • 11 career receptions, 154 yards
 • Moved from WR to TE following 2016 regular season
 • Three-time Academic All-Big Ten

K



3 KEITH DUNCAN | SR | 5-10 | 180
Weddington, North Carolina (Weddington)
 • 2020 Lou Groza Award preseason watch list
 • 7-time preseason All-American
 • Has made 47 consecutive PATs
 • Iowa's all-time leader in FG percentage (42-50, 84.0%)
 • '19 Consensus All-American, Lou Groza Award finalist


DE



57 CHAUNCEY GOLSTON | SR | 6-5 | 270
Detroit, Michigan (East English Village Prep)

- 16 career starts/41 career games played
- Bronko Nagurski, Lott IMPACT preseason watch list
- 16 tackles, 3.5 TFL (23 yards), 2.0 sacks (18 yards)
- 3.5 TFL ranks seventh in Big Ten
- 1 pass breakup, 1 quarterback hurry

DT



54 DAVIYON NIXON | JR | 6-3 | 305
Kenosha, Wisconsin (Indian Trail/Iowa Western)

- 4 career starts/16 career games played
- 21 tackles, most among Big Ten DL
- 6.0 TFL (32 yards) leads BIG
- Career high tackles Week 1 (7) and Week 2 (11)
- 36 career tackles entering 2020

DL



96 JACK HEFLIN | SR | 6-4 | 312
Prophetstown, Illinois (Erie-Prophetstown/NIU)

- 3 career starts/3 career games played (at Iowa)
- Joined Iowa in '20 as grad transfer from No. Illinois
- Tied career-high 7 tackles Week 2 (most as a Hawkeye)
- '19 HM All-American (Football Pro Focus)
- Second-team All-MAC by league coaches in '19


DE



97 ZACH VANVALKENBURG | SR | 6-4 | 270
Zeeland, Michigan (Zeeland West)

- 3 career starts/14 career games played
- 11 tackles, 2.0 TFL, 0.5 sacks
- Career-high 7 tackles Week 2/1 FF, 1 FR
- Played 2017-18 at Hillsdale College (Division II)
- Midwest Athletics Conference D-Lineman of the Year in '18


LB



49 NICK NIEMANN | SR | 6-4 | 233
Sycamore, Illinois (Sycamore)

- 16 career starts/40 career games played
- Team-high 25 tackles, 10th in BIG
- Matched career-high w/10 tackles Week 2 vs. NU
- Son of Hawkeye assistant coach Jay Niemann
- Brother of former Hawkeye LB Ben Niemann (Chiefs)

LB



44 SETH BENSON | SO | 6-0 | 231
Sioux Falls, South Dakota (Washington)

- 2 career starts/18 career games played
- First career start Week 2, career-high 13 tackles
- 21 tackles ranks third on the team
- 11 career tackles entering the season
- Led team in tackles Week 2 (13) and Week 3 (8)

LB



35 BARRINGTON WADE | SR | 6-1 | 236
Skokie, Illinois (Niles North)

- 2 career starts/28 career games played
- 2 INTs in 2020 (tied for team lead with Koerner)
- 2nd career start Week 1, career-high 5 tackles
- First career sack (9) and INT (16) Week 1
- Enterprise Leadership major


LB
SS



4 DANE BELTON | SO | 6-1 | 205
Tampa, Florida (Jesuit)

- 7 career starts/11 career games played
- 13 tackles, 2 pass break ups in 2020
- 2020 Leadership Group
- Started all 3 games in '20 (1 SS, 2 CASH)
- 25th true freshman (8th DB) in the Ferentz era to start

DB



8 MATT HANKINS | SR | 6-0 | 180
Lewisville, Texas (Marcus)

- 22 career starts/33 career games played
- 12 tackles, 1 INT (9 yards) in 2020
- 58 tackles, 7 breakups, 2 INT in '19
- 139 career tackles, 3 INTs
- Career-high 11 tackles Week 7 vs. Purdue in '19


SS



26 KAEVON MERRIWEATHER | SO | 6-0 | 220
Belleville, Michigan (Belleville)

- 3 career starts/14 career games played
- Started Weeks 2-3 at SS
- Tied career high 5 tackles Week 2 (second career start)
- Redshirted in '19 after seeing action in just two games
- 1 of 12 true freshmen to see action in 2018

FS



28 JACK KOERNER | JR | 6-0 | 205
Des Moines, Iowa (Dowling)

- 14 career starts/28 career games played
- 2nd on team with 23 tackles, 3rd among Big Ten DBs
- Tied career-high 13 tackles Week 1 (1 TFL, 1 yard)
- 2 INTs in 2020 (tied for team lead with Wade)
- 2020 Leadership Group


DB



33 RILEY MOSS | JR | 6-1 | 190
Ankeny, Iowa (Centennial)

- 10 career starts/25 career games played
- 18 tackles, 1 INT TD (54 yards) in 2020
- Career-high 9 tackles Week 2
- 3 INTs in 2 career games vs. MINN (2 in '18, 1 in '19)
- 2 INTs at MINN in first career start (Oct. 6, 2018)

DB



20 JULIUS BRENTS | SO | 6-2 | 200
Indianapolis, Indiana (Warren Central)

- 5 career starts/14 career games played
- Tied career high with 4 tackles Week 1 at Purdue
- 2020 Leadership Group
- 1-of-8 true freshmen to start in secondary under Ferentz
- First career INT in first career start at Minnesota in '19

DL



92 JOHN WAGGONER | SO | 6-5 | 274
Des Moines, Iowa (Dowling)

- 0 career start/13 career games played
- 2 tackle in 2020
- 5 career tackles, 1 career sack
- 2019 Academic All-Big Ten
- High School teammate of Jack Koerner and Gavin Williams

DL



99 NOAH SHANNON | SO | 6-0 | 294
Aurora, Illinois (Oswego)

- 0 career starts/10 career games played
- 6 tackles, 0.5 sacks (5 yards) in 2020
- 10 career tackles, 1 forced fumble, 1 fumble recovery
- Redshirted in 2018, did not see action
- Enterprise Leadership major

P



9 TORY TAYLOR | FR | 6-4 | 225
Melbourne, Australia (Haileybury College HS)

- 3 career games played
- 46.0 yards per punt rank 2nd in BIG, 13th in nation
- Iowa leads nation in punt defense (1 return, -8 yards)
- 10 of 17 punts inside the 20
- Did not compete as punter in high school

GENERAL INFORMATION

Location: Iowa City, Iowa
Founded: 1847
Enrollment: 30,448
President: Bruce Harreld
Director of Athletics: Gary Barta
Conference: Big Ten (West Division)
Nickname: Hawkeyes
Mascot: Herky
Colors: Black and Gold (PMS 116)
First Year of Football: 1889
All-Time Record: 661-561-39
All-Time Bowl Record: 16-15-1
National Champions: 1921, '22 '56, '58, '60

STADIUM INFORMATION

Stadium: Kinnick Stadium
Opened: 1929
Capacity: 69,250
Playing Surface: Field Turf
All-Time Record: 296-188-15

IOWA COACHES
GAME DAY LOCATIONS

OFFENSE
Brian Ferentz (field) Off. Coord./TE's
Ken O'Keefe (field) Quarterbacks
Derrick Foster (field) Running Backs
Kelton Copeland (booth) Wide Receivers
Tim Polasek (field) Offensive Line
Dylan Chmura (booth) Grad. Assistant
Keeston Terry (field) Grad. Assistant

DEFENSE
Phil Parker (field) Def. Coord./DBs
Kelvin Bell (field) Defensive Line
Jay Niemann (booth) Asst. Defensive Line
Seth Wallace (field) Asst. Def. Coord./LBs
Shane Viilo (booth) Grad. Asst.

SPECIAL TEAMS
LeVar Woods (field) ST Coordinator

UI ATHLETIC COMMUNICATIONS

Office: (319) 335-9411
Director (Contact): Steve Roe
E-Mail: steven-roe@uiowa.edu
Associate (Secondary Contact): Matt Weitzel
E-Mail: matthew-weitzel@uiowa.edu
Associate: Chris Brewer
E-Mail: christopher-brewer@uiowa.edu
Associate: James Allan
E-Mail: james-allan@uiowa.edu
Administrative Assistant: Rhonda Wetjen
E-Mail: rhonda-wetjen@uiowa.edu

Mailing Address:
S300 Carver-Hawkeye Arena
Iowa City, IA 52242-1020

WARMING UP THE ARM

QB Spencer Petras has 116 pass attempts through three weeks, the second most by any Big Ten quarterback. He entered the season with 11 career pass attempts.

The Hawkeyes are averaging 29.7 points per game, their highest total since 2002 (36.5).

Petras threw for 481 yards in Weeks 1-2, the most by an Iowa quarterback since Jake Rudock passed for 572 yards in the first two games of 2014. His 265 passing yards Week 1 were the most by a Hawkeye quarterback making his first career start since Jon Beutjer in 2000 (380 yards). Petras was the fifth Hawkeye quarterback under Ferentz to make his first career start on opening day. He led the Iowa offense to 460 total yards, its highest total in a Big Ten game since 2018 against Indiana (479).

Petras threw 50 times Week 2 in his Kinnick Stadium debut. The last Iowa quarterback to throw the ball 50 or more times in a game was Jack Rudock, who attempted 56 passes against Maryland in 2014.

Petras has two career passing touchdowns. He connected with WR Brandon Smith for his first career touchdown (7 yards) Week 2 against Northwestern, and hit Smith again for a 14-yard scoring strike Week 3 vs. Michigan State.

NEW DRIVER, EXPERIENCED WHEELS

Iowa returns its top seven pass catchers from 2019, including wide receivers Nico Ragaini, Brandon Smith, Ihmir Smith-Marsette, and Tyrone Tracy; running backs Tyler Goodson and Mekhi Sargent; and tight end Sam LaPorta. The group combined for 216 receptions, 2,681 yards, and 15 touchdowns. Those numbers include 89 percent of last year's total receptions, 90 percent of last year's receiving yards, and 94 percent of last year's receiving touchdowns.

In 2020, that group accounts for 55 of Iowa's 64 receptions, and 574 of Iowa's 660 receiving yards.

LAPORTA LEADS ALL PASS CATCHERS

TE Sam LaPorta leads Iowa in receptions (13) and receiving yards (128). Only two times since 1992 has a tight end led Iowa in season receiving yards. Alan Cross in 1992 (55-640) and T.J. Hockenson in 2018 (49-760).

Iowa wide receivers account for 35 of the team's 64 receptions. WR Nico Ragaini, WR Brandon Smith, WR Ihmir Smith-Marsette and WR Tyrone Tracy combine for 34 receptions and 371 receiving yards. Smith has both of the Hawkeyes' touchdown receptions (7, 14).

THAT'S NOT A PUNT, THIS IS A PUNT

Melbourne, Australia, native Tory Taylor ranks second the Big Ten and 13th in the country averaging 46.0 yards per punt. The freshman has downed 10 of his 17 inside the 20. He has seven punts of 50-plus yards, with a career-high 61 yard punt Week 3 vs. Michigan State.

Iowa leads the country in punt defense. Only one of Taylor's 10 punts has been returned, and it went for minus-eight yards.

GOODSON LEADS GROUND GAME

RB Tyler Goodson has started the last seven games at running back and has seven rushing touchdowns during that stretch. He recorded his first career multi-touchdown game (3, 9) Week 3 vs. Michigan State. He had 113 yards rushing against the Spartans, his second career 100-yard effort. Goodson leads Iowa in rushing attempts (43) and rushing yards (233). His three rushing touchdowns (15, 3, 9) tie for Mekhi Sargent (1, 2, 6) for the team lead.

Goodson started the final four games of 2020 and became the first true freshman in program history to lead the team in single-season rushing yards (638). The last redshirt freshman to lead Iowa in single-season rushing yards was Ladell Betts in 1998 (679 yards). Goodson led the team with five rushing touchdowns (1, 10, 2, 55, 1), and had 24 receptions for 166 yards. His 158 combined touches led the team.

In Iowa's 23-19 win against No. 7 Minnesota in 2019, Goodson became the first true freshman to start at running back under Ferentz since 2012 (Greg Garmon).



HEAD COACH KIRK FERENTZ

Kirk Ferentz (pronounced FAIR-rintz, rhymes with parents) is in his 22nd season as head coach at Iowa. He is the dean of NCAA Division I football coaches and is Iowa's all-time winningest coach, surpassing Hayden Fry in 2019. His contract runs through the 2025 season.



- Named Big Ten Coach of the Year for the fourth time in his career (2002, 2004, 2009, 2015). Only Michigan's Bo Schembechler (6) has more conference coach of the year awards.
- Guided Iowa to Big Ten titles in 2002 and 2004, and the Big Ten West Division title in 2015.
- Named Woody Hayes, Eddie Robinson, and Bobby Dodd Coach of the Year in 2015. Was a finalist for the Maxwell Football Club, Paul "Bear" Bryant Coach of the Year award.
- Ferentz is fourth all-time with 163 overall wins as a member of the Big Ten. He has 98 Big Ten wins, which ranks fourth all-time.
- Named the 2002 Associated Press and Walter Camp National Coach of the Year and AFCA Regional Coach of the Year.
- Iowa has made two BCS bowl appearances, including a 24-14 win in the 2010 FedEx Orange Bowl, and one CFP Bowl (2016).
- Iowa has played in 11 January bowl games with five January bowl victories (2004 Outback Bowl, 2005 Capital One Bowl, 2009 Outback Bowl, 2010 FedEx Orange Bowl, 2019 Outback Bowl).
- Iowa has posted a 154-85 (.644) overall mark and an 94-63 (.599) Big Ten record since 2001. Ferentz has placed in the top one-half of the conference 14 times, including Big Ten titles in 2002 and 2004, a second-place finish in 2009, and a West Division title in 2015.
- At Iowa, Ferentz holds an overall record of 163-106 (.606) and a 98-77 (.560) mark in Big Ten games. He is Iowa's all-time winningest football coach with 163 wins. In 25 seasons as a college head coach, he holds a career mark of 175-127 (.579).
- The only Division I head coach to coach three sons at the same college. Brian, an assistant coach since 2012 and Iowa's offensive coordinator, was a Hawkeye letterman from 2003-05. James was a three-year starter on the Hawkeye offensive line before graduating in May, 2013. Steven was a senior offensive lineman in 2016.

FERENTZ COACHING RECORD AT IOWA (22nd year)

YEAR	OVERALL	(PCT)	BIG TEN	(PCT)	BOWL
2020	1-2	.333	1-2	.333	
2019	10-3	.769	6-3	.667	Holiday
2018	9-4	.692	5-4	.556	Outback
2017	8-5	.615	4-5	.444	Pinstripe
2016	8-5	.615	6-3	.667	Outback
2015	12-2	.857	8-0	1.000	Rose
2014	7-6	.538	4-4	.500	TaxSlayer
2013	8-5	.615	5-3	.625	Outback
2012	4-8	.333	2-6	.250	---
2011	7-6	.538	4-4	.500	Insight
2010	8-5	.615	4-4	.500	Insight
2009	11-2	.846	6-2	.750	Orange
2008	9-4	.692	5-3	.625	Outback
2007	6-6	.500	4-4	.500	---
2006	6-7	.462	2-6	.250	Alamo
2005	7-5	.583	5-3	.625	Outback
2004	10-2	.833	7-1	.875	Capital One
2003	10-3	.769	5-3	.625	Outback
2002	11-2	.846	8-0	1.000	Orange
2001	7-5	.583	4-4	.500	Alamo
2000	3-9	.250	3-5	.375	---
1999	1-10	.091	0-8	.000	---
Overall	163-106	.606	98-77	.560	

FERENTZ AMONG BIG TEN'S BEST

Head coach Kirk Ferentz has 98 Big Ten wins as Iowa's head coach, the fourth most of any coach in Big Ten Conference history.

Ferentz's 163 wins in all games coached as a member of the Big Ten Conference rank fourth all-time in league history. He is one of five coaches in Big Ten Conference history to win at least 150 games as a member of the Big Ten Conference. The top five includes Woody Hayes (202), Amos Alonzo Stagg (199), Bo Schembechler (194), Ferentz (163) and Joe Paterno (162).

Ferentz (163-103) became Iowa's all-time winningest coach on Sept. 1, 2018. The Hawkeyes defeated Northern Illinois, 33-7. It was Ferentz's 144th win as Iowa's head coach, one more than his predecessor, Hayden Fry (143-89-6). Fry coached Iowa for 20 years (1979-98). Ferentz is in his 22nd season in 2020.

Both Ferentz (163, 98) and Fry (143, 96) rank in the top five in overall wins and Big Ten wins. Only Iowa and Michigan have two coaches ranked in the top 10 of both win categories (Bo Schembechler 194, 143; and Lloyd Carr 122, 81).

Iowa is the only school in the country to have just two head football coaches since 1979.

FERENTZ TOPS IN LONGEVITY

Kirk Ferentz is in his 22nd season as Iowa's head football coach in 2020. He is the longest tenured active head coach in college football. Ferentz was named Iowa head coach on Dec. 2, 1998. Gary Patterson of TCU is No. 2 in coaching tenure. Patterson's first year with the Horned Frogs was 2001. Among Big Ten coaches, only Pat Fitzgerald (2006) has been at his current school for 10 seasons or more. Iowa is the only school to have just two head football coaches since 1979.

Defensive coordinator Phil Parker enters his 22nd season on Iowa's staff, his ninth as defensive coordinator. He is the longest tenured defensive coordinator in FBS.

Quarterbacks coach Ken O'Keefe was on Ferentz's original coaching staff before he left for the NFL following the 2011 season. He returned to Iowa in 2017 to coach Iowa's quarterbacks.

Ferentz is the only Division I coach to coach three sons. Brian Ferentz, a former Hawkeye letterman and captain (2003-05), enters his eighth season on Iowa's coaching staff. James Ferentz was a three-year starter on the Hawkeye offensive line and a team captain before graduating in 2013. Steven was an offensive lineman and letterwinner in 2015 and 2016.

HAWK TALK WITH KIRK FERENTZ

Head Coach Kirk Ferentz is featured on "Hawk Talk with Kirk Ferentz" each week during the regular season. This year's show will be held virtually and streamed live from 6:30-8 p.m. (CT) on the Hawkeye Radio Network, KCRG 9.2 and the Hawkeye Radio Network YouTube channel.

HAWKEYE HISTORY

Iowa has played 1,262 games since beginning football in 1889. Iowa's overall record is 661-562-39 (.539). That includes a 412-223-16 (.645) record in home games, a 248-339-23 (.425) record in games away from Iowa City, a 336-383-25 (.468) mark in Big Ten games and a 296-188-15 (.609) record in Kinnick Stadium.



OVERALL WINS
(all games played as member of B1G)

Coach, Team	Wins	Seasons	Years
1. Woody Hayes, OSU	205	28	1951-78
2. Amos Alonzo Stagg, CHI	199	37	1896-32
3. Bo Schembechler, MICH	194	21	1969-89
4. Kirk Ferentz, IOWA	163	21	1999-pr.
5. Joe Paterno, PSU	162	19	1993-11
6. Hayden Fry, IOWA	143	20	1979-98
7. Henry Williams, MINN	136	22	1900-21
8. Robert Zuppke, ILL	131	29	1913-41
9. Lloyd Carr, MICH	122	13	1995-07
10. Barry Alvarez, WIS	119	18	1990-05

BIG TEN CONFERENCE WINS

Coach, Team	Wins	Seasons	Years
1. Woody Hayes, OSU	153	28	1951-78
2. Bo Schembechler, MICH	143	21	1969-89
3. Amos Alonzo Stagg, CHI	115	37	1896-32
4. Kirk Ferentz, IOWA	98	21	1999-pr.
5. Hayden Fry, IOWA	96	20	1979-98
6. Joe Paterno, PSU	95	19	1993-11
7. Lloyd Carr, MICH	81	13	1995-07
8. Robert Zuppke, ILL	76	29	1913-41
9. Duffy Daugherty, MSU	72	19	1954-72
10. John Cooper	70	13	1988-00

HAWKEYES UNDER FERENTZ

Overall	163-106
vs. ranked teams.....	30-46
vs. unranked teams	132-60
vs. Big Ten teams	98-78
vs. Big Ten teams (home).....	55-30
vs. Big Ten teams (away).....	43-47
vs. Big Ten teams (neutral)	0-1
When rushing for 150 yards or more	102-18
When rushing for 200 yards or more	66-6
When passing for 250 yards or more	47-26
When passing for 300 yards or more	16-8
When Iowa player rushes for 100 yards	91-25
When opponent has 100-yard rusher	22-48
When opponent has 300-yard passer	18-13
When scoring 30 points or more.....	90-9
When scoring 20 points or more.....	125-44
When opponent scores 25 points or more.....	19-62
When holding opponent to 10 pts or less	64-2
When Iowa scores first	124-36
When Iowa leads at halftime.....	133-28
When Iowa trails at halftime	23-76
When game is tied at halftime	8-5
When Iowa leads after 3 quarters	138-19
When Iowa trails after 3 quarters.....	17-81
When game is tied after 3 quarters.....	8-6
Games decided by 11 points or more	95-35
Games decided by 10 points or less	53-56
Games decided by 7 points or less	43-54
Games decided by 3 points or less	21-34
When Iowa has a positive turnover margin	99-24
When opponent has a positive turnover margin	23-55
When the turnover margin is equal	37-24
When returning a punt/kickoff for a score	13-6
Overtime games	7-5
When temperature is 50 degrees or above.....	108-77
When temperature is below 50 degrees	52-26
When temperature is over 90 degrees.....	4-4
When raining:.....	14-9

THE SERIES

Saturday will be the 114th meeting between Iowa and Minnesota. The Hawkeyes have won five straight, and 15 of the last 19.

Minnesota holds a 62-49-2 advantage in a series that began with a 42-4 Gopher victory in 1891. The Golden Gophers won the first 12 games in the series before Iowa earned a 6-0 win in 1918. The Hawkeyes are 31-26-1 against Minnesota in games played in Minneapolis.

*11/2/1891	L	4-42	11/07/64	L	13-14
10/26/01	L	0-16	*10/16/65	L	3-14
*10/25/02	L	0-34	10/15/66	L	0-17
10/17/03	L	0-75	*11/04/67	L	0-10
*11/24/04	L	0-11	11/02/68	W	35-28
10/21/05	L	0-39	*11/01/69	L	8-35
10/02/09	L	0-41	10/31/70	T	14-14
10/28/11	L	6-24	*10/16/71	L	14-19
10/26/12	L	7-56	10/21/72	L	14-43
*10/24/14	L	0-7	*10/20/73	L	23-31
10/23/15	L	13-51	10/19/74	L	17-23
11/04/16	L	0-67	*10/25/75	L	7-31
*11/02/18	W	6-0	10/23/76	W	22-12
10/25/19	W	9-6	*10/08/77	W	18-6
*11/13/20	W	28-7	10/14/78	L	20-22
11/05/21	W	41-7	*10/20/79	L	7-24
*11/11/22	W	28-14	10/25/80	L	6-24
11/17/23	L	7-20	*10/14/81	L	10-12
*10/25/24	W	13-0	10/23/82	W	21-16
11/14/25	L	0-33	*10/19/83	W	61-10
*11/06/26	L	0-41	11/17/84	L	17-23
10/22/27	L	0-38	*11/23/85	W	31-9
*10/24/28	W	7-6	11/22/86	W	30-27
*11/09/29	W	9-7	*11/21/87	W	34-20
10/24/31	L	0-34	11/19/88	W	31-22
*10/22/32	L	6-21	*11/25/89	L	7-43
10/28/33	L	7-19	11/24/90	L	24-31
*10/28/34	L	12-48	*11/23/91	W	23-8
*11/09/35	L	6-13	11/21/92	L	13-28
11/07/36	L	0-52	*11/20/93	W	21-3
*11/06/37	L	10-35	11/19/94	W	49-42
11/05/38	L	0-28	*11/25/95	W	45-3
*11/18/39	W	13-9	11/23/96	W	43-24
10/26/40	L	6-34	*11/22/97	W	31-0
*11/15/41	L	13-34	11/21/98	L	7-49
11/14/42	L	7-27	*11/20/99	L	21-25
11/13/43	L	14-33	11/18/00	L	24-27
*11/18/44	L	0-46	*11/17/01	W	42-24
*11/17/45	W	20-19	11/16/02	W	45-21
11/16/46	L	6-16	*11/15/03	W	40-22
*11/15/47	W	13-7	11/13/04	W	29-27
*11/13/48	L	21-28	*11/19/05	W	52-28
11/05/49	L	7-55	11/18/06	L	24-34
11/04/50	W	13-0	*11/10/07	W	21-16
*11/13/51	T	20-20	11/22/08	W	55-0
11/11/52	L	7-17	*11/21/09	W	12-0
*11/14/53	W	27-0	11/27/10	L	24-27
11/13/54	L	20-22	10/29/11	L	21-22
*11/05/55	W	26-0	*9/29/12	W	31-13
11/10/56	W	7-0	9/28/13	W	23-7



IOWA CAREER RECEIVING YARDS

Name	Rec-Yards	Years
1. Marvin McNutt, Jr.	170-2,861	2008-11
2. D. Johnson-Koulianos	173-2,616	2007-10
3. Tim Dwight	139-2,271	1994-97
4. Danan Hughes	146-2,216	1989-92
5. Ronnie Harmon	146-2,045	1982-85
6. Kevin Kasper	157-1,974	1997-00
7. Dave Moritz	109-1,912	1980-83
8. Kahlil Hill	152-1,892	1998-01
9. Clinton Solomon	118-1,864	02, 04-05
10. Harold Jasper	107-1,863	1991-94
=====		
24. Robert Smith	69-1,438	1983-86
25. Andy Brodell	91-1,395	2005-08
26. Keith Chappelle	86-1,377	1979-80
27. Kerry Reardon	81-1,361	1968-70
28. Ihmir Smith-Marsette	92-1,354	2017-pr.
29. Dallas Clark	81-1,281	2001-02
30. Bill Schultz	57-1,272	1973-76

IOWA CAREER ALL-PURPOSE YARDS

Name	Rec-Yards	Years
1. Sedrick Shaw	5,043	1993-96
2. Ronnie Harmon	4,985	1982-85
3. Tim Dwight	4,890	1994-97
4. Ladell Betts	4,397	1998-01
5. D. Jn-Koulianos	4,256	2007-10
6. Tavian Banks	4,155	1994-97
7. Albert Young	4,121	2004-07
8. Kahlil Hill	3,966	1998-01
9. Akrum Wadley	3,904	2014-17
10. Danan Hughes	3,374	1989-92
=====		
11. Tony Stewart	3,348	1991-94
12. Harold Jasper	3,333	1991-94
13. Levi Mitchell	3,267	1969-71
14. Fred Russell	3,142	2001-03
15. I. Smith-Marsette	3,034	2017-pr.
16. Owen Gill	3,019	1981-84
17. Marvin McNutt, Jr.	2,924	2008-11

BIG TEN CAREER KICKOFF RETURN AVERAGE (Minimum 40)

Name (KOR-Yards)	Avg.	Years
1. Ihmir Smith-Marsette, IOWA (49-1,442)	29.4	2018-Pr.
2. Stan Brown, PUR (49-1,412)	28.8	1968-70
3. Desmond Howard, MICH (45-1,211)	26.9	1989-91
4. Jordan Hall, OSU (49-1,308)	26.7	2010-13
5. Anthony Carter, MICH (63-1,606)	26.3	1979-82
6. Curtis Duncan, NU (50-1,308)	26.2	1983-86
7. Ameer Abdullah, NEB (61-1,592)	26.1	2011-14
8. Kahlil Hill, IOWA (58-1,509)	26.0	1998-01
Raheem Mostert, PUR (88-2,289)	26.0	2011-14
Desmond King, IOWA (56-1,458)	26.0	2013-17
11. William Likely, MD (87-2,233)	25.7	2013-16

*11/09/57	W	44-20	11/8/14	L	14-51
11/08/58	W	28-6	*11/14/15	W	40-35
*11/07/59	W	33-0	10/8/16	W	14-7
11/05/60	L	10-27	*10/28/17	W	17-10
*11/11/61	L	11-16	10/6/18	W	48-31
11/10/62	L	0-10	11/16/19	W	23-19
*11/09/63	W	27-13			

* - - at Iowa City

RETURN TO SENDER

Iowa has two of the country's best punt returners and kickoff returner. Junior Charlie Jones leads the country averaging 50.0 punt return yards per game. His 15.0 punt return average leads the Big Ten and ranks fifth in the nation. He has one punt return for a touchdown (54 yards vs. Michigan State). Senior WR Ihmir Smith-Marsette averages 24.5 yards per kickoff return in 2020, No. 1 in the Big Ten and 21st in the country.

Smith-Marsette is the top kickoff returner in Big Ten history. Smith-Marsette averages 29.4 yards on 49 career kickoff returns, the best in school and Big Ten history. Smith-Marsette has 1,442 kickoff return yards, fifth all-time in program history (Douthitt 1,762; Johnson-Koulianos 1,575; Hill 1,509; King 1,458).

Smith-Marsette has 1,354 career receiving yards, 28th all-time in program history. He has 3,034 all-purpose yards, 16th all-time.

In 2019, Smith-Marsette became the first player in school history to return two kickoffs for a touchdown in the same season. He did it in consecutive games to end the season. He had a 95-yard kickoff return for a touchdown against Nebraska, tying for the 10th longest in school history, and a 98-yard return against USC at the Holiday Bowl, the seventh longest in school history, an Iowa bowl record, and tying a Holiday Bowl record.

Smith-Marsette had a team-high 10 touchdowns in 2019; five receiving, three rushing, and two kickoff returns.

Smith-Marsette scored three touchdowns at the 2019 Holiday Bowl (all in the first half), tying Shonn Greene's Iowa bowl record. He is the second Hawkeye in program history to score a touchdown via rush, reception, and kickoff return, in a single game (George Rice, vs. Purdue in 1951). He is the first college player since 1998 (Deuce McAllister, Independence Bowl) to score a touchdown via rush, reception, kickoff return in a bowl game.

JONES NAMED BIG TEN SPECIAL TEAMS PLAYER OF THE WEEK

WR Charlie Jones was named Big Ten Special Teams Player of the Week following Iowa's 49-7 win over Michigan State on Nov. 7. The award is the first of Jones's career and the first for a Hawkeye this season.

In the second quarter, Jones returned a punt 54 yards for a touchdown. It was his first career punt return for a touchdown, and Iowa's first since 2018 (Kyle Groeneweg, 61 yards at Illinois).

Jones totaled 105 punt return yards on five returns (21.0 avg). He averages 15 yards on 10 punt returns this season to lead the Big Ten and rank fifth nationally.

Jones also had two rushes for 38 rushing yards to tally a game-high 143 all-purpose yards.



IOWA CAREER SCORING

Name	PTS	TD-PAT-FG	YEARS
1. Nate Kaeding	373	1-166-67	2000-03
2. Mike Meyer	324	0-141-61	2010-13
3. Rob Houghtlin	290	0-128-54	1985-87
4. Tom Nichol	277	0-142-45	1981-84
5. Kyle Schlicher	260	0-107-51	2004-06
6. Tavian Banks	218	36-1-0	1994-97
Zach Bromert	218	0-140-26	1995-98
8. Sedrick Shaw	214	35-2-0	1993-96
Jeff Skillett	214	0-112-34	1988-91
10. Akrum Wadley	210	35-0-0	2014-17
=====			
11. Keith Duncan	207	0-81-42	2016-pr.
12. Mark Weisman	198	33-0-0	2011-14
13. Tim Dwight	192	32-0-0	1994-97
Ronnie Harmon	192	32-0-0	1982-85

CAREER FG MADE (SINCE 1979)

Name	FGM	FGA	PCT.
1. Nate Kaeding (2000-03)	67	83	.807
2. Mike Meyer (2010-13)	61	80	.763
3. Rob Houghtlin (1985-87)	54	80	.675
4. Kyle Schlicher (2004-06)	51	67	.761
5. Tom Nichol (1981-84)	45	74	.608
6. Keith Duncan (2016-pr.)	42	50	.840
7. Jeff Skillett (1988-91)	34	62	.548
8. Daniel Murray (2007-09)	32	45	.711
9. Miguel Recinos (2016-18)	29	38	.763
10. Marshall Koehn (2014-15)	28	36	.778

**CAREER FG PERCENTAGE (SINCE 1979)
(minimum 30 attempts)**

Name	FGM	FGA	PCT.
1. Keith Duncan (2016-pr.)	42	50	.840
2. Nate Kaeding (2000-03)	67	83	.807
3. Marshall Koehn (2014-15)	28	36	.778
4. Miguel Recinos (2016-18)	29	38	.763
5. Mike Meyer (2010-13)	61	80	.763
6. Kyle Schlicher (2004-06)	51	67	.761
7. Daniel Murray (2007-09)	32	45	.711
8. Rob Houghtlin (1985-87)	54	80	.675
9. Zach Brommert (1995-98)	26	39	.667
10. Tom Nichol (1981-84)	45	74	.608

**SINGLE-SEASON FG PERCENTAGE
(minimum 15 attempts)**

Name	FGM	FGA	PCT.
1. Nate Kaeding (2003)	20	21	.952
2. Nate Kaeding (2002)	21	24	.875
3. Trent Mossbrucker (2008)	13	15	.867
4. Keith Duncan (2019)	29	34	.853
5. Mike Meyer (2010)	14	17	.824
6. Kyle Schlicher (2005)	17	21	.810
7. Mike Meyer (2012)	17	21	.810
8. Kyle Schlicher (2004)	21	26	.808
9. Marshall Koehn (2015)	16	20	.800
10. Miguel Recinos (2018)	17	22	.773

TROPHY COLLECTION

The Hawkeyes defend Floyd of Rosedale on Friday in their first of three trophy games in 2020. Iowa defends the Heroes Trophy on Nov. 27 vs. Nebraska, and tries to reclaim the Heartland Trophy on Dec. 12 vs. Wisconsin. Iowa will maintain possession of the Cy-Hawk Trophy vs. Iowa State due to the Big Ten’s decision to play a conference-only schedule.

The Hawkeyes were 4-1 in trophy games in 2019, including 3-1 in rivalry games and 1-0 in the postseason. Iowa defended the Cy-Hawk Trophy at Iowa State, the Floyd of Rosedale trophy against No. 7 Minnesota, and the Heroes Trophy at Nebraska. The Hawkeyes fell at No. 16 Wisconsin in a battle for the Heartland Trophy.

The Hawkeyes are 16-4 in their last 20 rivalry trophy games (Iowa State, Minnesota, Nebraska, Wisconsin), with all four losses coming to Wisconsin, and have won three straight bowl games.

Trophy	Opponent	Date	Result
Floyd of Rosedale	at Minnesota	11/13	
Heroes	vs. Nebraska	11/27	
Heartland	vs. Wisconsin	12/12	

DUNCAN GETTING HIS KICKS

Senior K Keith Duncan is Iowa’s all-time career leader in field goal percentage (84.0). He has made 42-of-50 career field goal attempts. He is 20-of-20 in his career inside 30 yards, and has made 40 consecutive PATs.

Duncan has 207 career points, 11th all-time and three points shy of tying Akrum Wadley (210) for No. 10 all-time.

Duncan led the country with a Big Ten single-season record 29 field goals made in 2019, and was a consensus first-team All-American, the 26th in program history. Duncan was named the Bakken-Anderson Kicker of the Year in the Big Ten Conference in 2019, and was one of three finalists for the Lou Groza Award.

Duncan has two game-winning field goals in his career. He kicked a 33-yard field goal as time expired to defeat No. 2 Michigan, 14-13, at home in 2016. He connected on a 48-yard attempt to give Iowa a 27-24 lead with one second left at Nebraska in 2019.

NIXON EMERGES AS BIG TEN’S BEST

Junior DT Daviyon Nixon leads the Big Ten with 6.0 tackles for loss. He averages 2.0 tackles for loss per game, tied for seventh in the country. Nixon leads an Iowa defense that ranks No. 1 in the conference in rush defense (102.0) and No. 3 in scoring defense (17.3). He has 21 tackles, more than any other Big Ten defensive lineman and tied for third on the team.

Nixon set career highs in tackles in Week 1 and Week 2. He registered seven stops in the season opener at Purdue, and bested that with 11 tackles in the home opener against Northwestern.

Nixon had one career start and 13 games played entering 2020. His career totals included 39 tackles, 6.0 tackles for loss, and three sacks. He is one of three new starters on Iowa’s defensive line. Senior Chauncey Golston is the lone returning frontline starter on a defense that ranked in the top 20 in scoring, rushing, passing, and total defense in 2019.

In 2019, Iowa’s scoring defense (14.0) was the second lowest total of the Ferentz era (13.0 in 2008). The Hawkeyes allowed just 16.6 first downs per game, 12th fewest in the country and third in the Big Ten, and just 21 touchdowns, third fewest in the country (San Diego State 19, Georgia 20).

FRIDAY NIGHT LIGHTS

The Big Ten Conference announced Oct. 12 that Iowa will play two Friday games in 2020. The Hawkeyes defend Floyd of Rosedale under the lights at Minnesota on Saturday at 6 p.m. (CT). Iowa defends the Heroes Trophy on Nov. 27, hosting Nebraska at Kinnick Stadium. That kickoff time has not yet been announced.



HAWKEYE FOOTBALL BY THE NUMBERS

- 163** Ferentz's career wins as Iowa's Iowa's all-time winningest football coach
- 100** Ferentz became the 12th coach to win 100 games at a Big Ten school (at MSU, 19-16 2OT, 10/13/12)
- 66** NFL Draft picks under Kirk Ferentz
- 62** Calvin Jones' retired number, one of two in school history
- 51** Hawkeyes who have played in the Super Bowl
- 33** Bowl games (17-15-1)
- 29** All-America honors under Ferentz
- 27** Players have combined to earn Academic All-America honors
- 26** Consensus All-Americans (11 under Kirk Ferentz)
- 25** Times finished a season ranked
- 24** Heisman Trophy winner (1939) Nile Kinnick's retired number
- 20** First or second round NFL draft picks under Kirk Ferentz
- 17** Bowl Wins
- 15** CFB Hall of Famers
- 12** School record 12 wins in 2015
- 11** Big Ten Championships
- 9** Former players recognized on Kinnick Stadium Wall of Honor
- 9** Players under Ferentz who have won national awards
- 9** Bowl wins under Kirk Ferentz
- 5** National Championships (1921, 1922, 1956, 1958, 1960)
- 5** Five times finished the year ranked in top 10 over the past 13 seasons
- 4** Kirk Ferentz has been named B1G Coach of the Year
- 3** Three times won 11 games or more under Kirk Ferentz (2002, 2009, 2015)

ON THE AVERAGE

DOWN	PLAYS	YARDS	AVG.
First Down	95	512	5.4
Second Down	72	435	6.0
Third Down	32	178	5.5
Fourth Down	6	33	5.5

IOWA BY QUARTERS

QUARTER	IOWA	OPPONENTS
First	31	7
Second	41	21
Third	7	14
Fourth	10	10
OT	0	0

POINTS OFF TURNOVERS

	T/O Gained	Pts Scored
Iowa	8	31
Opponents	5	14

BENSON STARTS AND FINISHES

Sophomore LB Seth Benson made his first two career starts Weeks 2-3 and was Iowa's leading tackler in each game. He recorded a career-high 13 tackles in his first career start Week 2 against Northwestern. It was Benson's first appearance of the season. He missed the opener with an injury. He had a team-high eight tackles Week 3 vs. Michigan State. His 21 tackles tie Daviyon Nixon for third on the team.

Benson appeared in all 13 games as a redshirt freshman in 2019, and saw limited action in three games as a true freshman in 2018. He entered his first career start with 11 career tackles.

GOING THE OTHER WAY

Iowa has 59 interceptions since 2017, tied for the most in the country over the last three-plus years (Appalachian State).

The Hawkeyes have at least one interception in 10 straight games. They have 14 total interceptions during that stretch. Iowa intercepted two passes in the season opener, one in Week 2, and three more in Week 3. LB Barrington Wade and FS Jack Koerner lead Iowa with two interceptions. CB Matt Hankins and CB Riley Moss each have one.

Moss returned his interception 54 yards Week 3 against Michigan State to extend the Hawkeyes' streak of consecutive seasons with a pick-six to 13. Iowa has had at least one interception returned for a touchdown in 18 of the last 20 seasons.

BLACK FRIDAY

Iowa and Nebraska will meet on Black Friday, the day after Thanksgiving, for the 10th consecutive season. The schools have played on Black Friday every year since Nebraska joined the Big Ten Conference in 2011. That streak was originally scheduled to end 2020. The Big Ten Conference announced in 2017 that the teams will move off of their Black Friday date in 2020 and 2021. The 2020 schedule was twice altered due to the COVID 19 pandemic. Iowa is scheduled to close the 2021 season against Wisconsin, while Nebraska will close the regular season against Minnesota.

IN THE RANKINGS

Iowa finished the 2019 season ranked No. 15 in both the AP poll and the coaches poll. It marked the 25th time in program history that Iowa finished the season ranked in the top 25. Iowa has finished ranked 15th or better in the AP poll six times in 21 seasons under head coach Kirk Ferentz.

Iowa's 2020 schedule includes one opponent ranked in the AP top 25 (#13 Wisconsin). These are Iowa's most recent wins versus nationally-ranked opponents:

- Home: 23-19 over #7 Minnesota, 11/16/19
- 55-24 over #3 Ohio State, 11/4/17
- 40-10 over #15 Nebraska, 11/25/16
- Road: 40-10 over #20 Northwestern, 10/17/15
- 10-6 over #18 Wisconsin, 10/3/15
- 38-28 over #24 Michigan, 10/16/10
- Neutral: 49-24 over #22 USC, Holiday Bowl, 12/27/19
- 27-22 over #18 Mississippi State, Outback Bowl, 1/1/19
- 27-24 over #12 Missouri, Insight Bowl, 12/28/10

IOWA LEADERSHIP GROUP

The University of Iowa football program's Leadership Group included 22 student-athletes -- nine seniors, two juniors, seven sophomores, and four redshirt freshmen. The purpose of the group is to assist in formulating policies and being involved in team decision-making throughout the year. Players were selected following coaching staff and player input.

The group consists of seniors Cole Banwart, Keith Duncan, Chauncey Golston, Matt Hankins, Alaric Jackson, Nick Niemann, Mekhi Sargent, Austin Schulte and Brandon Smith; juniors, Ivory Kelly-Martin and Jack Koerner; sophomores Dane Belton, Seth Benson, Julius Brents, Jack Campbell, Tyler Linderbaum, Spencer Petras, and Tyrone Tracy, Jr.; and redshirt freshmen Jermari Harris, Desmond Hutson, Logan Lee, and Alex Padilla.



NATIONAL RANKINGS

AP Poll	Coaches Poll
Nov. 8	Nov. 8
1. Alabama	1. Alabama
2. Notre Dame	2. Notre Dame
3. Ohio State	3. Ohio State
4. Clemson	4. Clemson
5. Texas A&M	5. Florida
6. Florida	6. Texas A&M
7. Cincinnati	7. Cincinnati
8. BYU	8. BYU
9. Miami	9. Miami
10. Indiana	10. Indiana
11. Oregon	11. Georgia
12. Georgia	12. Oregon
13. Wisconsin	13. Oklahoma State
14. Oklahoma State	14. Wisconsin
15. Coastal Carolina	15. Marshall
16. Marshall	16. Iowa State
17. Iowa State	17. Coastal Carolina
18. Oklahoma	18. Oklahoma
19. SMU	19. SMU
20. USC	20. USC
21. Texas	21. Auburn
22. Liberty	22. Liberty
23. Northwestern	23. Northwestern
24. Auburn	24. Texas
25. Louisiana	25. Army

HAWKEYES IN THE POLLS

Date	AP	CP	S16	CFP
Pre.	24	23	NR	----
Sept. 13	NR	NR	NR	----
Sept. 20	NR	RV	NR	----
Sept. 27	RV	RV	NR	----
Oct. 4	RV	RV	NR	----
Oct. 11	RV	RV	NR	----
Oct. 18	RV	RV	NR	----
Oct. 25	NR	RV	NR	----
Nov. 1	NR	NR	NR	----
Nov. 8	NR	NR	NR	----

AP=Associated Press; CP=Coaches; S16=Super 16; CFP=College Football Poll

IOWA IN OVERTIME

Iowa holds a 7-5 record in overtime games. Iowa won its first overtime contest, defeating Penn State 26-23 on Nov. 4, 2000, in State College, Pa. The Hawkeyes are 3-4 in single overtime, 3-0 in double overtime and 1-1 in triple overtime. Iowa is 2-2 in overtime in Kinnick Stadium and 5-3 in overtime road games. Following are Iowa's overtime games:

Date	Result	OT's	Opponent
11/4/00	W, 26-23	Double	at Penn State
9/28/02	W, 42-35	Single	at Penn State
10/22/05	L, 23-20	Single	vs. Michigan
9/09/06	W, 20-13	Triple	at Syracuse
10/27/07	W, 34-27	Double	vs. Michigan St.
11/14/09	L, 27-24	Single	at Ohio State
9/10/11	L, 44-41	Triple	at Iowa State
10/13/12	W, 19-16	Double	at Michigan St.
10/26/13	W, 17-10	Single	vs. Northwestern
11/28/14	L, 37-34	Single	vs. Nebraska
9/9/17	W, 44-41	Single	at Iowa State
10/21/17	L, 17-10	Single	at Northwestern

BIG TEN PERFECTION

University of Iowa head coach Kirk Ferentz has twice navigated the Big Ten regular season schedule with an undefeated record. The Hawkeyes were 8-0 in 2002 and shared the Big Ten championship with Ohio State. The Hawkeyes were 8-0 in 2015, winning the Big Ten West Division title.

Since 1954, when the conference schedule expanded to seven games, only six Big Ten coaches, including Ferentz, have multiple undefeated Big Ten seasons.

Coach (School)	Record	Year
Duffy Daugherty (MSU)	7-0	1965
Duffy Daugherty (MSU)	7-0	1966
Kirk Ferentz (Iowa)	8-0	2002
Kirk Ferentz (Iowa)	8-0	2015
Woody Hayes (OSU)	7-0	1954
Woody Hayes (OSU)	7-0	1957
Woody Hayes (OSU)	7-0	1968
Woody Hayes (OSU)	7-0	1970
Woody Hayes (OSU)	8-0	1975
Urban Meyer (OSU)	8-0	2012
Urban Meyer (OSU)	8-0	2013
Urban Meyer (OSU)	8-0	2014
Bo Schembechler (Michigan)	8-0	1971
Bo Schembechler (Michigan)	8-0	1980
Bo Schembechler (Michigan)	8-0	1989
Jim Tressel (OSU)	8-0	2002
Jim Tressel (OSU)	8-0	2006

2 HAWKEYES OPT OUT OF 2020

Junior Djimon Colbert and redshirt freshman Taajhir McCall have elected to opt out of the 2020 football season due to the COVID-19 pandemic.

Colbert is a junior linebacker from Shawnee, Mission, Kansas. He started all 13 games at linebacker in 2019 and ranked fourth on the team with 61 tackles. McCall is a redshirt freshman defensive lineman from Pensacola, Florida. He did not see action in 2019.

CAREER 300/100-YARD PERFORMANCES | 2020 HAWKEYES

RB TYLER GOODSON (2)					
DATE	OPPONENT	ATT	YDS	TDs	LONG
11/29/19	at Nebraska	13	116	1	55
11/7/20	vs. Michigan State	14	113	2	71
RB MEKHI SARGENT (2)					
DATE	OPPONENT	ATT	YDS	TDs	LONG
11/17/18	at Illinois	17	121	2	29
11/23/18	vs. Nebraska	26	173	1	32
WR IHMIR SMITH-MARSETTE (2)					
DATE	OPPONENT	REC	YDS	TDs	LONG
9/7/19	vs. Rutgers	4	113	2	58
11/23/19	vs. Illinois	4	121	0	40
WR BRANDON SMITH (1)					
DATE	OPPONENT	REC	YDS	TDs	LONG
10/19/19	vs. Purdue	9	106	2	30
WR TYRONE TRACY (1)					
DATE	OPPONENT	REC	YDS	TDs	LONG
11/9/19	at Wisconsin	5	130	1	75



STATISTICAL COMPARISON

	IOWA	MINN
Scoring Average	29.7	36.3
Scoring Defense	17.3	36.0
Rushing Yards	166.0	238.7
Passing Yards	220.0	200.7
Total Offense	386.0	439.3
Rushing Defense	102.0	239.3
Passing Defense	213.0	241.7
Defense	315.0	481.0
Punt Return Average	15.0	12.5
KO Return Average	24.5	19.6
Turnover Margin	+3	-2

PRONUNCIATION GUIDE

Head Coach Kirk Ferentz	FAIR-ints
Asst. Coach Brian Ferentz	FAIR-ints
Asst. Coach Tim Polasek	PAWL-uh-seck
Lucas Amaya	Ah-MAY-ah
Yahya Black	WHY-yay
Aaron Blom	BLOMB
Djimon Colbert	JYE-mun
Dallas Craddieth	CRAD-ith
Deontae Craig	dee-AUHN-tae
Spencer Daufeldt	DAW-feld
Brenden Deasfernandes	dee-EZ-fur-nan-dez
Nick DeJong	dee-YOUNG
Tyler Endres	AUN-drez
Asher Fahey	FAY-hee
Ryan Gersonde	gir-SAUN-day
Jermari Harris	jir-MAR-ee
Ethan Hurkett	HERK-it
Alaric Jackson	AH-lair-ick
Dalles Jacobus	DALLAS juh-COE-bus
Yahweh Jeudy	YAW-way JUDY
Connor Kapisak	KAP-uh-sak
Jake Karchinski	kar-CHIN-ski
Jack Koerner	KERN-ir
Tommy Kujawa	KOO-yah-vuh
Luke Lachey	luh-SHAY
Keontae Luckett	key-AUN-tae
Henry Marchese	mar-CASE
Quavon Matthews	QWAY-vohn
Taajhir McCall	TAA-zjheer
Daraun McKinney	DAY-ron
Kaevon Merriweather	KAY-vohn
Josiah Miamen	me-AUH-mun
Nick Niemann	KNEE-mun
Daviyon Nixon	DAVE-ee-un
Alex Padilla	puh-DEE-ah
Turner Pallissard	PAL-is-ard
Spencer Petras	PEE-tris
Monte Pottebaum	POT-uh-bomb
Nico Ragaini	ruh-GAIN-ee
Mekhi Sargent	MUH-kye
Kyler Schott	SHOT
Austin Schulte	SHUL-tee
Bryce Schulte	SHUL-tee
Quinn Schulte	SHUL-tee
Josef Smith	JOSEPH
Ihmir Smith-Marsette	AH-meer Smith MAR-set
Austin Spiewak	SPEE-wack
Diante Vines	dee-AUHN-tae
Wyatt Wegener	WEG-uh-nur
Jamison Witte	WHIT-ee
Elijah Yelverton	YELL-vir-ton

IOWA PROGRAM NOTES

- Iowa had 47 wins from 2015-19, the most of any five-year period in school history.
- The Hawkeyes earned bowl eligibility in 18 of the last 19 seasons. Iowa is 9-8 in bowl games since 2001. Only Ohio State (10) has more bowl wins among Big Ten teams since 2001. The Hawkeyes are 17-15-1 in 33 bowl games. Iowa has won five January bowl games under Ferentz.
- Iowa is the only school to have two head football coaches since 1979. Hayden Fry took over prior to the 1979 season and coached through the 1998 season, posting a record of 143-89-6. Current coach Kirk Ferentz (163-106) replaced Fry and is in his 22nd season in 2020. Ferentz also served as Iowa's offensive line coach from 1981-89 under Fry.
- Iowa played in the Big Ten title game for the first time in program history on Dec. 5, 2015. Iowa earned Big Ten Conference championships in 2002 and 2004 and placed second in 2009. Iowa (8-0, 2002; 8-0, 2015) is one of three Big Ten teams to post a perfect mark in conference play since 1998 (BCS era), joining Michigan State (1) and Ohio State (5).
- Iowa has ranked in the top 10 in the final Associated Press and CNN/USA Today coaches polls five times since 2002, including a ranking of seventh in both polls at the conclusion of the 2009 season. Iowa ranked eighth in 2002, 2003 and 2004. The Hawkeyes finished 2015 ranked ninth in the AP poll and 10th in the USA Today Coaches Poll. In the Big Ten, only Ohio State has more top 10 finishes since 2002.
- Since 1936 when the first AP poll was released, Iowa has appeared in the poll 334 times, the fifth highest total in the Big Ten (Ohio State, Michigan, Wisconsin, and MSU). Iowa has been the top-ranked team in the country 11 times.
- Iowa set a school record with 12 wins in 2015. The Hawkeyes won 11 games in 2002 (11-2), and 2009 (11-2). In 2009, Iowa started 9-0 and won 10 regular season games for just the fourth time in school history.
- Iowa won 10 or more games in three consecutive years (2002-04) for the first time in school history.
- Kirk Ferentz has been named Big Ten Coach of the Year four times (2002, 2004, 2009, 2015) and was named National Coach of the Year in 2002 and 2015. Only Michigan's Bo Schembechler (6) has more conference coach of the year honors. Iowa's Hayden Fry and Penn State's Joe Paterno both won the award three times.
- Iowa has had 10 individual national award winners under head coach Kirk Ferentz. They include Brad Banks (2002 Davey O'Brien, Top Quarterback; 2002 Associated Press National Player of the Year); Dallas Clark (2002 Mackey, Top Tight End); Nate Kaeding (2002 Groza, Top Kicker); Robert Gallery (2003 Outland, Top Lineman); Shonn Greene (2008 Doak Walker, Top Running Back); Brandon Scherff (2014 Outland, Top Lineman), Desmond King (2015 Jim Thorpe), Josey Jewell (2017 Lott IMPACT), T.J. Hockenson (2018, Mackey, Top Tight End).
- Iowa's offensive line earned the Joe Moore Award in 2016, an honor bestowed upon the top offensive line unit in the country.
- Iowa's football record in the 2000 decade was 80-45 (.640), a record that ranks as the best decade in Iowa football history, based on total wins. Iowa posted a record of 77-40-4 (.652) during the 1980's and the Hawkeyes were 62-53-2 (.538) in the 1990's. Iowa was 81-49 (.623) from 2010-19.

BACK ON CAMPUS

Three former players are on the University of Iowa football staff in 2019. Brian Ferentz, a three-year letterman from 2003-05, enters his ninth year on staff, his fourth as offensive coordinator.

LeVar Woods, a three-year letterman from 1998-2000, enters his 13th year on the Iowa staff. Woods was named Special Teams Coordinator in 2017. He coached tight ends from 2015-17 and linebackers from 2012-14. He rejoined the program as an administrative assistant in 2008.

Kelvin Bell joined the Iowa program as a defensive lineman in 2000, but had his career cut short due to injury. He returned to the program as a graduate assistant and served as director of on-campus recruiting from 2012-13. He was named recruiting coordinator and defensive assistant coach in February, 2016, and was named defensive line coach in 2019.



HAWKEYES IN THE NFL

Iowa football players have a long tradition of being well prepared for professional football following their college playing careers. Since 2010, 42 Hawkeyes have been selected in the NFL Draft. Today, 35 Hawkeyes are on NFL rosters.



Former Hawkeye, Current NFL Team

- C.J. Beathard, San Francisco 49ers
Austin Blythe, Los Angeles Rams
Ike Boettger, Buffalo Bills
Bryan Bulaga, Los Angeles Chargers
Adrian Clayborn, Cleveland Browns
James Daniels, Chicago Bears
Mike Daniels, Cincinnati Bengals
Carl Davis, New England Patriots
A.J. Epenesa, Buffalo Bills
Noah Fant, Denver Broncos
James Ferentz, New England Patriots
Jake Gervase, Los Angeles Rams
Parker Hesse, Tennessee Titans
Anthony Hitchens, Kansas City Chiefs
T.J. Hockenson, Detroit Lions
Amani Hooker, Tennessee Titans
Micah Hyde, Buffalo Bills
Josh Jackson, Green Bay Packers
Josey Jewell, Denver Broncos
Jaleel Johnson, Minnesota Vikings
Desmond King, Tennessee Titans
Christian Kirksey, Green Bay Packers
George Kittle, San Francisco 49ers
Casey Kreiter, New York Giants
Cedrick Lattimore, Seattle Seahawks
Anthony Nelson, Tampa Bay Buccaneers
Matt Nelson, Detroit Lions
Ben Niemann, Kansas City Chiefs
Michael Ojemudia, Denver Broncos
Riley Reiff, Minnesota Vikings
Brandon Scherff, Washington
Nate Stanley, Minnesota Vikings
Geno Stone, Baltimore Ravens
Kristian Welch, Baltimore Ravens
Tristan Wifs, Tampa Bay Buccaneers

CAPTAINS BY WEEK

- PUR: Duncan, Golston, Linderbaum, Niemann, Sargent
NW: Duncan, Golston, Linderbaum, Niemann, Sargent
MSU: Duncan, Golston, Linderbaum, Niemann, Sargent
MINN:
PSU:
NEB:
ILL:
WIS:

IOWA FOOTBALL AND THE NFL

- The Hawkeyes have had 188 former players in the NFL since 1999, Kirk Ferentz's first year as head coach (75 draft picks/113 free agents).
At least one Iowa Hawkeye has been selected in every NFL Draft since 1978 (43 consecutive years).
TE T.J. Hockenson (eighth overall, Detroit) and TE Noah Fant (20th overall, Denver) became the first tight ends from the same school to be drafted in the first round of a single NFL Draft (2019).
TE George Kittle (San Francisco) was a first-team All-Pro in 2019. OL Marshal Yanda (Baltimore) was named second-team All-Pro.
DB Desmond King (Los Angeles Chargers), LS Casey Kreiter (Denver), TE George Kittle (San Francisco), and OL Marshal Yanda (Baltimore) were named All-Pro in 2018.
Over the past 19 years, 155-of-180 (88 percent) of Iowa's senior starters have been drafted in the NFL or signed NFL free agent contracts.
Over the past 13 years, Iowa has had 49 NFL Draft picks, tied for third most in the Big Ten -- Ohio State (73), Michigan (55), Wisconsin (49).
Iowa has had seven first round picks in the last 10 NFL drafts -- OL Bryan Bulaga, 2010; DE Adrian Clayborn, 2011; OL Riley Reiff, 2012; OL Brandon Scherff, 2015, TE T.J. Hockenson, TE Noah Fant, 2019; OL Tristan Wirfs, 2020.
Iowa had six players drafted in the 2012 NFL Draft, which tied for the most in the Big Ten and tied for fourth in the country.
Former Hawkeye Marshal Yanda (Baltimore OL) is an eight-time Pro-Bowler (2011-16, 2018, 2019) and was named NFL All-Pro in 2011, 2012, 2014, 2015, 2016, 2018, 2019. He retired following the 2019 season.
In NFL 2011 regular season statistics, former Hawkeye linebackers Chad Greenway (Minnesota) and Pat Angerer (Indianapolis) finished third and fourth, respectively, in tackles. Greenway was named to the Pro Bowl in 2012 and 2013.
Three former Hawkeyes were involved in the 2012 Super Bowl. DB Tyler Sash played for the Super Bowl champion New York Giants, while LB Jeff Tarpinian was on the injured reserve roster of the New England Patriots. Former Iowa center Brian Ferentz, now is his seventh year on staff and first as Iowa's offensive coordinator, was New England's tight ends coach.
Former Iowa DB Sean Considine and OL Marshal Yanda won Super Bowl rings with the 2012 Baltimore Ravens in the 2013 Super Bowl.
Former Iowa LB James Morris (injured reserve) earned a Super Bowl ring with the New England Patriots in 2015. Former TE Tony Moeaki played for the Seattle Seahawks in the same game.
Former center James Ferentz was a member of the 2016 Super Bowl champion Denver Broncos.
Former DT Jonathan Babineaux played for the Atlanta Falcons in Super Bowl LI. Former DE Adrian Clayborn and former DB Charles Godfrey were on the Atlanta injured reserve roster.
Former OL Cole Croston was on the New England Patriots roster in Super Bowl LII. Former C James Ferentz and WR Riley McCarron were on the Patriots practice squad.
Former DL Adrian Clayborn (active), OL James Ferentz, WR Riley McCarron (injured reserve), and OL Cole Croston (practice squad) earned Super Bowl rings as members of the New England Patriots in Super Bowl LIII.
Former LB Anthony Hitchens and LB Ben Niemann played for the Super Bowl champion Kansas City Chiefs in 2020. Former QB C.J. Beathard, TE George Kittle, and OL Ross Reynolds were on the NFC Champion San Francisco 49ers.
Entering the 2020 season, every Iowa senior starting tight end (15) under Kirk Ferentz has been drafted in the NFL or signed by an NFL team. The NFL has employed 17 Iowa tight ends since 1999 (11 drafted/6 free agents).
All 11 members of Iowa's starting defensive unit in 2008 were either drafted or signed to NFL free agent contracts following the draft.



2020 IOWA STATISTICS

INDIVIDUAL	CATEGORY	STAT	BIG TEN	NCAA
Punt Return TDs	Charlie Jones	1	1	2
Punt Return Yards Per Game	Charlie Jones	15.0	1	5
Tackles For Loss Per Game	Daviyon Nixon	2.0	1	7
Punting Avg.	Tory Taylor	46.0	2	13
Field Goals Per Game	Keith Duncan	1.3	3	32
Fumbles Recovered	Terry Roberts	1	3	30
Fumbles Recovered	Zach VanValkenburg	1	3	30
Total Interceptions	Jack Koerner	2	3	28
Total Interceptions	Barrington Wade	2	3	28
Combined Kick Return Yards	Charlie Jones	150	4	67
Field Goal Percentage	Keith Duncan	0.800	4	33
Rushing TDs	Tyler Goodson	3	4	85
Rushing TDs	Mekhi Sargent	3	4	85
Rushing Yards	Tyler Goodson	233	4	146
Interceptions Per Game	Jack Koerner	0.7	5	19
Interceptions Per Game	Barrington Wade	0.7	5	19
Rush Yards Per Carry	Tyler Goodson	5.4	5	51
Rushing Yards Per Game	Tyler Goodson	77.7	5	64
Total Interceptions	Matt Hankins	1	6	94
Total Interceptions	Riley Moss	1	6	94
Completions Per Game	Spencer Petras	21	7	28
Passing Yards	Spencer Petras	648	8	88
Receiving TDs	Brandon Smith	2	8	126
All Purpose Yards Per Game	Tyler Goodson	100.0	9	102
Forced Fumbles	Daviyon Nixon	0.3	9	51
Forced Fumbles	Zach VanValkenburg	0.3	9	51
Interceptions Per Game	Matt Hankins	0.3	9	58
Interceptions Per Game	Riley Moss	0.3	9	58
Passing Yards Per Game	Spencer Petras	216.0	9	60
Sacks Avg.	Chauncey Golston	0.7	9	77
Sacks Avg.	Daviyon Nixon	0.7	9	77
Total Offense	Spencer Petras	220.3	9	71
Passing Yards per Completion	Spencer Petras	10.3	10	91
Scoring	Keith Duncan	7.7	10	79
Total Tackles Per Game	Nick Niemann	8.3	11	74
Yards per Pass Attempt	Spencer Petras	5.6	11	99
Scoring	Tyler Goodson	6	14	131
Scoring	Mekhi Sargent	6	14	131
Total Tackles Per Game	Jack Koerner	7.7	14	111
Receptions Per Game	Sam LaPorta	4.3	16	121
Total Offense	Tyler Goodson	77.7	18	175
Rushing Yards Per Game	Mekhi Sargent	40.7	19	195
TEAM		STAT	BIG TEN	NCAA
Defensive TDs		1	1	21
Net Punting		46.5	1	2
Punt Return Defense Avg.		-8.0	1	1
Rushing Defense		102.0	1	14
Sacks Allowed		1.0	1	14
Tackles for Loss Allowed Per Game		4.3	1	22
Turnovers Gained		8	1	53
Kickoff Return Avg.		24.5	2	19
Punt Return Avg.		15.0	2	9
Fewest Penalties Per Game		6.3	3	65
Fewest Penalty Yards Per Game		51.7	3	49
Passes Intercepted		6	3	30
Passing Yards Allowed		213	3	34
Scoring Defense		17.3	3	15
Team Passing Efficiency Defense		104.32	3	7
Total Defense		315.0	3	19
Turnover Margin Average		1.0	3	13
First Downs Allowed		52	4	28
Kickoff Return Defense		15.2	4	14
Team Tackles for Loss Per Game		6.3	4	51
4th Down Conversion Pct		0.667	5	35
Fewest Penalties		19	5	36
Fewest Penalty Yards		155	5	36
Fumbles Lost		2	5	36
Fumbles Recovered		2	5	73
Rushing Offense		166.0	6	65
Scoring Offense		29.7	6	53
Team Sacks Per Game		2.3	6	53
First Downs Gained		58	7	88
Passes Had Intercepted		3	8	50
Turnovers Lost		5	8	41
3rd Down Conversion Pct Defense		0.418	9	74
Passing Offense		220.0	9	78
Red Zone Offense		0.800	9	82
Time of Possession		29:27	9	70
Total Offense		386.0	9	77
4th Down Conversion Pct Defense		0.750	10	98
Red Zone Defense		0.889	10	86
Passing Yards per Completion		10.31	11	106
3rd Down Conversion Pct		0.333	12	97
Completion Percentage		53.8	13	108

FIND THE NFL-ER

The Hawkeyes have had NFL talent on their offensive line in each of Kirk Ferentz's 21 completed seasons. Eighteen Iowa offensive linemen have been selected in the NFL Draft, including five in the first round. Former Hawkeye linemen under Ferentz have combined for 11 Pro Bowl appearances. Below is a list of players, by year, that played on the Hawkeyes' offensive line prior to joining the NFL.

Year	Player	NFL Service	2009	2010-pr.
1999	Bruce Nelson	2003-05	2009 Bryan Bulaga	2010-pr.
1999	Eric Steinbach	2003-11	2009 Kyle Calloway	2010
2000	Sam Aiello	2004	2009 Adam Gettis	2012-19
2000	Robert Gallery	2004-11	2009 Riley Reiff	2012-pr.
2000	Bruce Nelson	2003-05	2009 J. Vandervelde	2011-16
2000	David Porter	2003-04	2010 James Ferentz	2014-pr.
2000	Eric Steinbach	2003-11	2010 Adam Gettis	2012-19
2001	Robert Gallery	2004-11	2010 Riley Reiff	2012-pr.
2001	Bruce Nelson	2003-05	2010 J. Vandervelde	2011-16
2001	David Porter	2003-04	2010 Markus Zusevics	2012-13
2001	Eric Steinbach	2003-11	2011 James Ferentz	2014-pr.
2002	Robert Gallery	2004-11	2011 Adam Gettis	2012-19
2002	Bruce Nelson	2003-05	2011 Riley Reiff	2012-pr.
2002	David Porter	2003-04	2011 Brandon Scherff	2015-pr.
2002	Eric Steinbach	2003-11	2011 Matt Tobin	2013-18
2003	Sam Aiello	2004	2011 Markus Zusevics	2012-13
2003	Brian Ferentz	2007	2012 Connor Boffeli	2014-15
2003	Robert Gallery	2004-11	2012 James Ferentz	2014-pr.
2003	Mike Jones	2007-08	2012 Austin Blythe	2016-pr.
2003	Pete McMahon	2005-06	2012 Andrew Donnal	2015-20
2003	Eric Rothwell	2004	2012 Brandon Scherff	2015-pr.
2004	Mike Elgin	2007-08	2012 Matt Tobin	2013-18
2004	Brian Ferentz	2007	2013 Austin Blythe	2016-pr.
2004	Mike Jones	2007-08	2013 Connor Boffeli	2014-15
2004	Pete McMahon	2005-06	2013 Brandon Scherff	2015-pr.
2005	Mike Elgin	2007-08	2014 Austin Blythe	2016-pr.
2005	Brian Ferentz	2007	2014 Andrew Donnal	2015-20
2005	Mike Jones	2007-08	2014 Brandon Scherff	2015-pr.
2005	Seth Olsen	2009-12	2015 Austin Blythe	2016-pr.
2005	Marshal Yanda	2007-19	2015 Cole Croston	2017-19
2006	Mike Elgin	2007-08	2015 James Daniels	2018-pr.
2006	Mike Jones	2007-08	2016 Cole Croston	2017-19
2006	Seth Olsen	2009-12	2016 James Daniels	2018-pr.
2006	Marshal Yanda	2007-19	2017 James Daniels	2018-pr.
2007	Bryan Bulaga	2010-pr.	2017 Ike Boettger	2018-pr.
2007	Kyle Calloway	2010	2017 Tristan Wirfs	2020-pr.
2007	Seth Olsen	2009-12	2018 Keegan Render	2019
2007	J. Vandervelde	2011-16	2018 Ross Reynolds	2019
2008	Rob Bruggeman	2009-11	2018 Tristan Wifs	2020-pr.
2008	Bryan Bulaga	2010-pr.	2019 Tristan Wirfs	2020-pr.
2008	Kyle Calloway	2010		
2008	Seth Olsen	2009-12		
2008	J. Vandervelde	2011-16		





IOWA FOOTBALL

33 Bowl Games 11 Big Ten Championships 28 Consensus All-America Honors 14 CFB Hall of Fame Inductees

Date	Opponent	Score	Conference		
			Record	Time	Attend
Oct. 24	*at Purdue	L, 20-24	0-1	3:21	900
Oct. 31	* Northwestern	L, 20-21	0-2	3:16	1,432
Nov. 7	* Michigan State	W, 49-7	1-2	3:20	1,441
Nov. 13	* at Minnesota				
Nov. 21	* at Penn State				
Nov. 27	* Nebraska				
Dec. 5	* at Illinois				
Dec. 12	* Wisconsin				

* -- Big Ten Conference game

ALL PURPOSE YARDS

All Purpose	g	rush	rcv	pr	kr	ir	total	avg/g
Goodson, Tyl	3	233	67	0	0	0	300	100.0
Smith-Marset	2	18	84	0	98	0	200	100.0
Jones, Charlie	3	38	0	150	0	0	188	62.7
LaPorta, Sam	3	0	128	0	0	0	128	42.7
Sargent, Mek	3	122	6	0	0	0	128	42.7
Ragaini, Nico	3	0	109	0	0	0	109	36.3
Tracy, Tyrone	3	0	90	0	0	0	90	30.0
Smith, Brando	3	0	88	0	0	0	88	29.3
Kelly-Martin, I.	3	39	22	0	0	0	61	20.3
Moss, Riley	3	0	0	0	0	54	54	18.0
Beyer, Shaun	3	0	37	0	0	0	37	12.3
Wade, B.	3	0	0	0	0	28	28	9.3
Williams, Gavi	1	28	0	0	0	0	28	28.0
Pottebaum, M	3	0	17	0	0	0	17	5.7
Petras, Spenc	3	13	0	0	0	0	13	4.3
Kritta, Alec	1	0	12	0	0	0	12	12.0
Padilla, Alex	1	7	0	0	0	0	7	7.0
Koerner, Jack	3	0	0	0	0	5	5	1.7
Total	3	498	660	150	98	87	1493	497.7
Opponents	3	306	639	-8	91	21	1049	349.7



Iowa Hawkeye Football
IOWA Overall Team Statistics (as of Nov 07, 2020)
All games

Team Statistics	IOWA	OPP
SCORING	89	52
Points Per Game	29.7	17.3
Points Off Turnovers	31	14
FIRST DOWNS	58	52
Rushing	23	17
Passing	31	31
Penalty	4	4
RUSHING YARDAGE	498	306
Yards gained rushing	527	405
Yards lost rushing	29	99
Rushing Attempts	100	119
Average Per Rush	5.0	2.6
Average Per Game	166.0	102.0
TDs Rushing	7	4
PASSING YARDAGE	660	639
Comp-Att-Int	64-119-3	59-106-6
Average Per Pass	5.5	6.0
Average Per Catch	10.3	10.8
Average Per Game	220.0	213.0
TDs Passing	2	3
TOTAL OFFENSE	1158	945
Total Plays	219	225
Average Per Play	5.3	4.2
Average Per Game	386.0	315.0
KICK RETURNS: #-Yards	4-98	6-91
PUNT RETURNS: #-Yards	10-150	1--8
INT RETURNS: #-Yards	6-87	3-21
KICK RETURN AVERAGE	24.5	15.2
PUNT RETURN AVERAGE	15.0	-8.0
INT RETURN AVERAGE	14.5	7.0
FUMBLES-LOST	4-2	4-2
PENALTIES-Yards	19-155	17-121
Average Per Game	51.7	40.3
PUNTS-Yards	17-782	22-940
Average Per Punt	46.0	42.7
Net punt average	46.5	35.9
KICKOFFS-Yards	17-1069	11-714
Average Per Kick	62.9	64.9
Net kick average	41.4	40.1
TIME OF POSSESSION/Game	29:27	30:33
3RD-DOWN Conversions	15/45	23/55
3rd-Down Pct	33%	42%
4TH-DOWN Conversions	4/6	3/4
4th-Down Pct	67%	75%
SACKS BY-Yards	7-59	3-11
MISC YARDS	0	0
TOUCHDOWNS SCORED	11	7
FIELD GOALS-ATTEMPTS	4-6	1-2
ON-SIDE KICKS	0-0	0-0
RED-ZONE SCORES	(12-15) 80%	(8-9) 89%
RED-ZONE TOUCHDOWNS	(9-15) 60%	(7-9) 78%
PAT-ATTEMPTS	(11-11) 100%	(7-7) 100%
ATTENDANCE	2873	900
Games/Avg Per Game	2/1436	1/900
Neutral Site Games		0/0

Score by Quarters	1st	2nd	3rd	4th	OT	Total
IOWA	31	41	7	10	0	89
Opponents	7	21	14	10	0	52

Iowa Hawkeye Football
IOWA Overall Individual Statistics (as of Nov 07, 2020)
All games

Rushing	g	att	gain	loss	net	avg	td	lg	avg/g
Goodson,Tyler	3	43	247	14	233	5.4	3	71	77.7
Sargent,Mekhi	3	24	124	2	122	5.1	3	21	40.7
Kelly-Martin,I.	3	9	41	2	39	4.3	0	14	13.0
Jones,Charlie	3	2	38	0	38	19.0	0	27	12.7
Williams,Gavin	1	8	28	0	28	3.5	0	7	28.0
Smith-Marsette	2	2	18	0	18	9.0	0	15	9.0
Petras,Spencer	3	9	24	11	13	1.4	1	10	4.3
Padilla,Alex	1	2	7	0	7	3.5	0	6	7.0
Pottebaum,Monte	3	1	0	0	0	0.0	0	0	0.0
Total	3	100	527	29	498	5.0	7	71	166.0
Opponents	3	119	405	99	306	2.6	4	33	102.0

Passing	g	effic	comp	att	in	pct	yds	td	lg	avg/g
Petras,Spencer	3	101.75	63	116	3	54.3	648	2	40	216.0
Padilla,Alex	1	100.40	1	2	0	50.0	12	0	12	12.0
Team	1	0.00	0	1	0	0.0	0	0	0	0.0
Total	3	100.87	64	119	3	53.8	660	2	40	220.0
Opponents	3	104.32	59	106	6	55.7	639	3	57	213.0

Receiving	g	no.	yds	avg	td	lg	avg/g
LaPorta,Sam	3	13	128	9.8	0	20	42.7
Ragaini,Nico	3	10	109	10.9	0	28	36.3
Smith,Brandon	3	9	88	9.8	2	16	29.3
Tracy,Tyrone	3	8	90	11.2	0	24	30.0
Smith-Marsette	2	7	84	12.0	0	20	42.0
Goodson,Tyler	3	7	67	9.6	0	40	22.3
Beyer,Shaun	3	4	37	9.2	0	18	12.3
Kelly-Martin,I.	3	3	22	7.3	0	17	7.3
Pottebaum,Monte	3	1	17	17.0	0	17	5.7
Kritta,Alec	1	1	12	12.0	0	12	12.0
Sargent,Mekhi	3	1	6	6.0	0	6	2.0
Total	3	64	660	10.3	2	40	220.0
Opponents	3	59	639	10.8	3	57	213.0

Punt Returns	no.	yds	avg	td	lg
Jones,Charlie	10	150	15.0	1	54
Total	10	150	15.0	1	54
Opponents	1	-8	-8.0	0	0

Interceptions	no.	yds	avg	td	lg
Koerner,Jack	2	5	2.5	0	5
Wade,B.	2	28	14.0	0	16
Hankins,Matt	1	0	0.0	0	0
Moss,Riley	1	54	54.0	1	54
Total	6	87	14.5	1	54
Opponents	3	21	7.0	0	18

Kick Returns	no.	yds	avg	td	lg
Smith-Marsette	4	98	24.5	0	33
Total	4	98	24.5	0	33
Opponents	6	91	15.2	0	23

Fumble Returns	no.	yds	avg	td	lg
Total	0	0	0.0	0	0
Opponents	0	0	0.0	0	0

Iowa Hawkeye Football
IOWA Overall Individual Statistics (as of Nov 07, 2020)
All games

Scoring	td	fg	PAT				dx	saf	pts
			kick	rush	rcv	pass			
Duncan,Keith	-	4-5	11-11	-	-	-	-	-	23
Goodson,Tyler	3	-	-	-	-	-	-	-	18
Sargent,Mekhi	3	-	-	-	-	-	-	-	18
Smith,Brandon	2	-	-	-	-	-	-	-	12
Petras,Spencer	1	-	-	-	-	-	-	-	6
Jones,Charlie	1	-	-	-	-	-	-	-	6
Moss,Riley	1	-	-	-	-	-	-	-	6
Shudak,Caleb	-	0-1	-	-	-	-	-	-	0
Total	11	4-6	11-11	-	-	-	-	-	89
Opponents	7	1-2	7-7	-	-	-	-	-	52

Total Offense	g	plays	rush	pass	total	avg/g
Petras,Spencer	3	125	13	648	661	220.3
Goodson,Tyler	3	43	233	0	233	77.7
Sargent,Mekhi	3	24	122	0	122	40.7
Kelly-Martin,I.	3	9	39	0	39	13.0
Jones,Charlie	3	2	38	0	38	12.7
Williams,Gavin	1	8	28	0	28	28.0
Padilla,Alex	1	4	7	12	19	19.0
Smith-Marsette	2	2	18	0	18	9.0
Total	3	219	498	660	1158	386.0
Opponents	3	225	306	639	945	315.0

Field Goals	fg	pct.	01-19	20-29	30-39	40-49	50-99	lg	blk
Duncan,Keith	4-5	80.0	0-0	2-2	1-2	1-1	0-0	47	0
Shudak,Caleb	0-1	0.0	0-0	0-0	0-0	0-0	0-1	0	0

FG Sequence	IOWA	Opponents
Purdue	(27),(33)	(29)
Northwestern	(22),(47),52	-
Michigan State	37	48

Punting	no.	yds	avg	lg	tb	fc	i2050+	blk
Taylor,Tory	17	782	46.0	61	0	8	10	7
Total	17	782	46.0	61	0	8	10	7
Opponents	22	940	42.7	58	0	6	6	3

Kickoffs	no.	yds	avg	tb	ob	retn	net	ydIn
Shudak,Caleb	17	1066	62.9	11	0			
Total	17	1066	62.9	11	0	15.2	41.4	23
Opponents	11	714	64.9	7	0	24.5	40.1	24

Numbers in (parentheses) indicate field goal was made.

Iowa Hawkeye Football
IOWA Overall Defensive Statistics (as of Nov 07, 2020)
All games

#	Defensive Leaders	gp	Tackles				tfl/yds	Sacks no-yds	Pass defense			Fumbles		blkd	
			ua	a	tot				int-yds	brup	qbh	rcv-yds	ff	kick	saf
49	Niemann, Nick	3	13	12	25	0.5-1
28	Koerner, Jack	3	13	10	23	1.5-3	.	2-5
54	Nixon, Daviyon	3	10	11	21	6.0-32	2.0-20	1	.	.	.
44	Benson, Seth	2	12	9	21	2
33	Moss, Riley	3	14	4	18	0.5-2	.	1-54	2
57	Golston, C.	3	9	7	16	3.5-23	2.0-18	.	1	1
4	Belton, Dane	3	7	6	13	.	.	.	2
96	Heflin, Jack	3	7	6	13	1.5-3	.	.	.	1
8	Hankins, Matt	3	10	2	12	.	.	1-0	1
97	Van Valkenburg, Z	3	3	8	11	2.0-9	0.5-4	.	.	1	1-0	1	.	.	.
26	Merriweather, K.	3	4	5	9
99	Shannon, Noah	3	1	5	6	0.5-5	0.5-5
35	Wade, B.	3	4	2	6	1.0-9	1.0-9	2-28
20	Brents, Julius	3	1	3	4
13	Evans, Joe	3	2	1	3	2.0-8	1.0-3	.	.	3
22	Roberts, Terry	3	1	2	3	1-0
5	Jacobs, Jestin	3	1	2	3
36	Timm, Mike	3	2	1	3
7A	Bracy, Reggie	3	1	1	2
92	Waggoner, John	3	.	2	2
37	Fisher, Kyler	2	1	.	1
10	Sargent, Mekhi	3	1	.	1
66	Jacobus, Dalles	3	.	1	1
65	Linderbaum, T.	3	1	.	1
47	Anderson, Nick	3	.	1	1
23	Byrd, Shadrick	1	.	1	1
21	Kelly-Martin, I.	3	1	.	1
Total		3	119	102	221	19-95	7-59	6-87	6	8	2-0	2	.	.	.
Opponents		3	127	66	193	13-32	3-11	3-21	9	3	2-0	4	.	.	.

Iowa Hawkeye Football
IOWA Red-Zone Results (as of Nov 07, 2020)
All games

IOWA Inside Opponent Red-Zone

Date	Opponent	Score	Times In RZ	Times Score	Total Pts	Rush TDs	Pass TDs	FGs Made	Failed to score inside RZ						
									FGA	Dow	Int	Fum	Half	Gam	
Oct 24, 202	at Purdue	L 20-24	5	4	20	2	2	0	2	0	0	0	1	0	0
Oct 31, 202	NORTHWESTERN	L 20-21	3	3	17	2	1	1	1	0	0	0	0	0	0
Nov 07, 202	MICHIGAN STATE	49-7	7	5	35	5	4	1	0	1	0	0	0	1	0
Totals			15	12	72	9	7	2	3	1	0	0	1	1	0
12 of 15 (80.0%)															

Opponents Inside IOWA Red-Zone

Date	Opponent	Score	Times In RZ	Times Score	Total Pts	Rush TDs	Pass TDs	FGs Made	Failed to score inside RZ						
									FGA	Dow	Int	Fum	Half	Gam	
Oct 24, 202	at Purdue	L 20-24	5	4	24	3	0	3	1	0	0	1	0	0	0
Oct 31, 202	NORTHWESTERN	L 20-21	3	3	21	3	3	0	0	0	0	0	0	0	0
Nov 07, 202	MICHIGAN STATE	49-7	1	1	7	1	1	0	0	0	0	0	0	0	0
Totals			9	8	52	7	4	3	1	0	0	1	0	0	0
8 of 9 (88.9%)															

Iowa Hawkeye Football

IOWA Combined Team Statistics (as of Nov 07, 2020)

All games

Date	Opponent	Score	Att.	Record:	Overall	Home	Away	Neutral
* Oct 24, 202	at Purdue	L 20-24	900	All games	1-2	1-1	0-1	0-0
* Oct 31, 202	NORTHWESTERN	L 20-21	1432	Conference	1-2	1-1	0-1	0-0
* Nov 07, 202	MICHIGAN STATE	W 49-7	1441	Non-Conference	0-0	0-0	0-0	0-0

Rushing	g	att	gain	loss	net	avg	td	lg	avg/g
Goodson, Tyler	3	43	247	14	233	5.4	3	71	77.7
Sargent, Mekhi	3	24	124	2	122	5.1	3	21	40.7
Kelly-Martin, I.	3	9	41	2	39	4.3	0	14	13.0
Jones, Charlie	3	2	38	0	38	19.0	0	27	12.7
Williams, Gavin	1	8	28	0	28	3.5	0	7	28.0
Smith-Marsette	2	2	18	0	18	9.0	0	15	9.0
Petras, Spencer	3	9	24	11	13	1.4	1	10	4.3
Padilla, Alex	1	2	7	0	7	3.5	0	6	7.0
Total	3	100	527	29	498	5.0	7	71	166.0
Opponents	3	119	405	99	306	2.6	4	33	102.0

Passing	g	effic	comp	att	int	pct	yds	td	lg	avg/g
Petras, Spencer	3	101.75	63	116	3	54.3	648	2	40	216.0
Padilla, Alex	1	100.40	1	2	0	50.0	12	0	12	12.0
Team	1	0.00	0	1	0	0.0	0	0	0	0.0
Total	3	100.87	64	119	3	53.8	660	2	40	220.0
Opponents	3	104.32	59	106	6	55.7	639	3	57	213.0

Receiving	g	no.	yds	avg	td	lg	avg/g
LaPorta, Sam	3	13	128	9.8	0	20	42.7
Ragaini, Nico	3	10	109	10.9	0	28	36.3
Smith, Brandon	3	9	88	9.8	2	16	29.3
Tracy, Tyrone	3	8	90	11.2	0	24	30.0
Smith-Marsette	2	7	84	12.0	0	20	42.0
Goodson, Tyler	3	7	67	9.6	0	40	22.3
Beyer, Shaun	3	4	37	9.2	0	18	12.3
Kelly-Martin, I.	3	3	22	7.3	0	17	7.3
Pottebaum, Monte	3	1	17	17.0	0	17	5.7
Kritta, Alec	1	1	12	12.0	0	12	12.0
Sargent, Mekhi	3	1	6	6.0	0	6	2.0
Total	3	64	660	10.3	2	40	220.0
Opponents	3	59	639	10.8	3	57	213.0

Field Goals	fg	pct.	01-19	20-29	30-39	40-49	50-99	lg	blk
Duncan, Keith	4-5	80.0	0-0	2-2	1-2	1-1	0-0	47	0
Shudak, Caleb	0-1	0.0	0-0	0-0	0-0	0-0	0-1	0	0

Scoring	td	fg	PAT				pts
			kick	rush	rcv	pass	
Duncan, Keith	-	4-5	11-11	-	-	-	23
Sargent, Mekhi	3	-	-	-	-	-	18
Goodson, Tyler	3	-	-	-	-	-	18
Smith, Brandon	2	-	-	-	-	-	12
Petras, Spencer	1	-	-	-	-	-	6
Moss, Riley	1	-	-	-	-	-	6
Jones, Charlie	1	-	-	-	-	-	6
Total	11	4-6	11-11	-	-	-	89
Opponents	7	1-2	7-7	-	-	-	52

Score by Quarters	1st	2nd	3rd	4th	OT	Total
IOWA	31	41	7	10	0	89
Opponents	7	21	14	10	0	52

Team Statistics	IOWA	OPP
FIRST DOWNS	58	52
Rushing	23	17
Passing	31	31
Penalty	4	4
RUSHING YARDAGE	498	306
Rushing Attempts	100	119
Average Per Rush	5.0	2.6
Average Per Game	166.0	102.0
TDs Rushing	7	4
PASSING YARDAGE	660	639
Comp-Att-Int	64-119-3	59-106-6
Average Per Pass	5.5	6.0
Average Per Catch	10.3	10.8
Average Per Game	220.0	213.0
TDs Passing	2	3
TOTAL OFFENSE	1158	945
Average Per Play	5.3	4.2
Average Per Game	386.0	315.0
KICK RETURNS: #-Yards	4-98	6-91
PUNT RETURNS: #-Yards	10-150	1--8
INT RETURNS: #-Yards	6-87	3-21
FUMBLES-LOST	4-2	4-2
PENALTIES-Yards	19-155	17-121
PUNTS-AVG	17-46.0	22-42.7
TIME OF POSSESSION/G	29:27	30:33
3RD-DOWN Conversions	15/45	23/55
4TH-DOWN Conversions	4/6	3/4

Interceptions	no.	yds	avg	td	lg
Koerner, Jack	2	5	2.5	0	5
Wade, B.	2	28	14.0	0	16
Hankins, Matt	1	0	0.0	0	0
Moss, Riley	1	54	54.0	1	54

Punting	no.	yds	avg	lg	tb	fc	i2050+	blk
Taylor, Tory	17	782	46.0	61	0	8	10	7

Punt Returns	no.	yds	avg	td	lg
Jones, Charlie	10	150	15.0	1	54
Total	10	150	15.0	1	54
Opponents	1	-8	-8.0	0	0

Kick Returns	no.	yds	avg	td	lg
Smith-Marsette	4	98	24.5	0	33
Total	4	98	24.5	0	33
Opponents	6	91	15.2	0	23

All Purpose	g	rush	rcv	pr	kr	ir	total	avg/g
Goodson, Tyle	3	233	67	0	0	0	300	100.0
Smith-Marsett	2	18	84	0	98	0	200	100.0
Jones, Charlie	3	38	0	150	0	0	188	62.7
LaPorta, Sam	3	0	128	0	0	0	128	42.7
Sargent, Mekh	3	122	6	0	0	0	128	42.7
Total	3	498	660	150	98	87	1493	497.7
Opponents	3	306	639	-8	91	21	1049	349.7

Total Offense	g	plays	rush	pass	total	avg/g
Petras, Spencer	3	125	13	648	661	220.3
Goodson, Tyler	3	43	233	0	233	77.7
Sargent, Mekhi	3	24	122	0	122	40.7
Kelly-Martin, I.	3	9	39	0	39	13.0
Jones, Charlie	3	2	38	0	38	12.7
Total	3	219	498	660	1158	386.0
Opponents	3	225	306	639	945	315.0

#	Defensive Leaders	gp	Tackles				tfl/yds	Sacks no-yds	Pass defense			Fumbles		blkd	
			ua	a	tot				int-yds	brup	qbh	rcv-yds	ff	kick	saf
49	Niemann, Nick	3	13	12	25	0.5-1									
28	Koerner, Jack	3	13	10	23	1.5-3			2-5						
44	Benson, Seth	2	12	9	21						2				
54	Nixon, Daviyon	3	10	11	21	6.0-32	2.0-20						1		
33	Moss, Riley	3	14	4	18	0.5-2			1-54	2					
Total		3	119	102	221	19-95	7-59		6-87	6	8		2-0	2	
Opponents		3	127	66	193	12-22	2-11		2-21	0	2		2-0	4	



IOWA FOOTBALL

33 Bowl Games 11 Big Ten Championships 28 Consensus All-America Honors 14 CFB Hall of Fame Inductees

Game	Score	First Downs	Rushing Att-Net	Pass. Yards	Passing Com.-Att.-Int	Total Offense	Punts-Avg.	Fum.-Lost	Pen. Yds.
Iowa	20	19	36-195	265	22-39-0	460	6-44.2	3-2	10-100
at Purdue	24	24	27-104	282	31-50-2	386	6-47.5	0-0	3-21
Northwestern	21	18	60-143	130	11-18-1	273	6-41.7	3-2	6-45
at Iowa	20	20	23-77	216	26-51-3	293	4-49.0	0-0	3-20
Michigan State	7	10	32-59	227	17-38-3	286	10-40.5	1-0	8-55
Iowa	49	19	41-226	179	16-29-0	405	7-45.9	1-0	6-35





IOWA FOOTBALL

33 Bowl Games 11 Big Ten Championships 28 Consensus All-America Honors 14 CFB Hall of Fame Inductees

Individual

Points	12, Tyler Goodson/Mekhi Sargent vs. Michigan State, 11/7/20
Rushing Attempts	16, Tyler Goodson at Purdue, 10/24/20
Yards Rushing	113, Tyler Goodson vs. Michigan State, 11/7/20
Pass Attempts	50, Spencer Petras (26 comp.) vs. Northwestern, 10/31/20
Pass Completions	26 (50 att.), Spencer Petras vs. Northwestern, 10/31/20
Yards Passing	265 (22-of-39), Spencer Petras at Purdue, 10/24/20
Receptions	7, Ihmir Smith-Marsette vs. Northwestern, 10/31/20
Yards Receiving	84, Ihmir Smith-Marsette vs. Northwestern, 10/31/20
Yards Total Offense	265, Spencer Petras at Purdue, 10/24/20
All-Purpose Yards	143, Charlie Jones vs. Michigan State, 11/7/20
Yards Punt Returns	105, Charlie Jones vs. Michigan State, 11/7/20
Yards Kickoff Returns	65, Ihmir Smith-Marsette at Purdue, 10/24/20
Field Goals Made	2, Keith Duncan, 2X last vs. Northwestern, 10/31/20
Extra Points	7, Keith Duncan vs. Michigan State, 11/7/20
Interceptions	1, 6X, last Jack Koerner, Barrington Wade, Riley Moss vs. Michigan State, 11/7/20
Tackles	13, 2X, last Seth Benson vs. Northwestern, 10/31/20
Sacks	1.5, 2X, last Chauncey Golston vs. Michigan State, 11/7/20
TFL's	3.0, Daviyon Nixon vs. Northwestern, 10/31/20

Team Offense (Iowa highs)

Points	49 vs. Michigan State, 11/7/20
Rushing Attempts	41 vs. Michigan State, 11/7/20
Net Yards Rushing	232 vs. Michigan State, 11/7/20
Pass Attempts	51 (26 comp.) vs. Northwestern, 10/31/20
Pass Completions	26 (51 att.) vs. Northwestern, 10/31/20
Yards Passing	265 (22-of-39) at Purdue, 10/24/20
Yards Total Offense	460 at Purdue, 10/24/20
Total Plays	75 at Purdue, 10/24/20
First Downs	20 vs. Northwestern, 10/31/20

Team Defense (Opponents lows)

Points	7 vs. Michigan State, 11/7/20
Rushing Attempts	27 at Purdue, 10/24/20
Net Yards Rushing	59 vs. Michigan State, 11/7/20
Pass Attempts	18 (11 comp.) vs. Northwestern, 10/31/20
Pass Completions	11 (18 comp.) vs. Northwestern, 10/31/20
Yards Passing	130 (11-of-18) vs. Northwestern, 10/31/20
Yards Total Offense	273 vs. Northwestern, 10/31/20
Total Plays	70 vs. Michigan State, 11/7/20
First Downs	10 vs. Michigan State, 11/7/20

Longest Plays

Run	71	Tyler Goodson vs. Michigan State, 11/7/20
Reception	40	Tyler Goodson at Purdue, 10/24/20
Field Goal	47	Keith Duncan vs. Northwestern, 10/31/20
Interception Return	54 (TD)	Riley Moss vs. Michigan State, 11/7/20
Fumble Return	--	
Punt Return	54 (TD)	Charlie Jones vs. Michigan State, 11/7/20
Kickoff Return	33	Ihmir Smith-Marsette vs. Northwestern, 10/31/20
Scoring drive	75	2X, last vs. Michigan State, 11/7/20
Non-scoring drive	59 (7 plays, 2:35)	at Purdue, 10/24/20





IOWA FOOTBALL

33 Bowl Games 11 Big Ten Championships 28 Consensus All-America Honors 14 CFB Hall of Fame Inductees

A kickoff was returned for a TD . . .

by Iowa -- Ihmir Smith-Marsette (98 yards), vs. USC, 12/27/19
by an opponent -- Will Likely (100 yards), Maryland, 10/31/15

A punt was returned for a TD . . .

by Iowa -- Charlie Jones (returned 54 yards on PR), vs. Michigan State, 11/7/20
by Iowa -- Paki O'Meara (returned 42 yards after block), vs. Eastern Illinois, 9/4/10
by an opponent -- Christian McCaffrey (63 yards), Stanford, 1/1/16
by an opponent -- Tremaine McCollum (returned six yards after block), Florida, 1/2/06

Two punts were returned for a TD . . .

by Iowa -- Kevonte Martin-Manley (83 and 63 yards), vs. Western Michigan, 9/21/13

A punt was blocked . . .

by Iowa -- A.J. Epenesa at Illinois, 11/17/18
by an opponent -- Jauan Wesley vs. Northern Illinois, 9/1/18

A punt was blocked and returned for a TD...

by Iowa -- Ben Niemann vs. Northwestern, 11/1/14
by an opponent -- Ryan Lewis (block), Pat Amara, Jr., return (TD) vs. Pittsburgh, 9/19/15

A field goal was blocked...

by Iowa -- Anthony Nelson vs. Penn State, 9/23/17
by an opponent -- Rickey Neal vs. Northern Iowa, 9/15/18

An interception was returned for a TD . . .

by Iowa -- Riley Moss (54 yards) vs. Michigan State, 11/7/20
by an opponent -- Chauncey Gardner, Jr., (58 yards), vs. Florida, 1/2/17

Two interceptions were returned for a TD . . .

by Iowa (individual) -- Josh Jackson (43 yards, 52 yards) at Wisconsin, 11/11/17
by Iowa (team) -- Josey Jewell (34 yards), Bo Bower (88 yards) vs. North Texas, 9/26/15

A fumble was returned for a TD . . .

by Iowa -- A.J. Epenesa (19 yards) at Illinois, 11/17/18
by an opponent -- Blake Dueitt (35 yards), vs. Ball State, 9/6/14

A blocked PAT attempt was returned for a score . . .

by Iowa -- D.J. Johnson (99 yards), at Penn State, 9/28/02
by an opponent -- Jason Simmons (85 yards), at Ohio State, 11/2/91

A safety was scored . . .

by Iowa -- (2) at Penn State, 10/27/18 on Dominique Daffney blocked punt & PSU bad snap
by an opponent -- Shareef Miller TFL on Akrum Wadley rush vs. Penn State, 9/23/17

A player rushed for over 200 yards . . .

by Iowa -- Akrum Wadley (26-204), at Northwestern, 10/17/15
by an opponent -- Jonathan Taylor (31-250), at Wisconsin, 11/9/19

Iowa had two 100 yard receivers...

T.J.Hockenson (4-107-2), Noah Fant (4-101-1), at Indiana, 10/13/18

A player passed for over 300 yards . . .

by Iowa -- Nate Stanley (308), vs. Illinois, 11/23/19
by an opponent -- Tanner Morgan (368), Minnesota, 11/16/19

A player scored four TDs . . .

by Iowa -- Akrum Wadley (4 rush), at Northwestern, 10/17/15
by an opponent -- Darnell Autry (3 rush, 1 rec.), Northwestern, 11/9/96

A team rushed for over 400 yards . . .

by Iowa -- vs. Tulsa (408 yards), 9/13/97
by an opponent -- Indiana (433 yards), 9/30/00

A team passed for over 400 yards . . .

by Iowa -- vs. Indiana (426 yards), 10/23/99
by an opponent -- Purdue (458 yards), 10/15/16

A team gained over 600 yards of total offense . . .

by Iowa -- vs. Middle Tennessee (644 yards), 9/28/19
by an opponent -- Wisconsin (604 yards), 11/13/99

A team scored over 50 points . . .

by Iowa -- at Illinois (63 points), 11/17/18
by an opponent -- at Minnesota (51 points), 11/8/14

A team was held under 75 yards rushing . . .

by Iowa -- vs. USC -- 18-22 yards, 12/27/19
by an opponent -- vs. Michigan State, 32-59 yards, 11/7/20

A team was held under 100 yards passing . . .

by Iowa -- Rutgers (47 yards), 9/7/19
by an opponent -- Nebraska (99 yards), 11/29/19

A team was held at/under 200 yards of total offense . . .

by Iowa -- Rutgers (125 yards), 9/7/19
by an opponent -- vs. Mississippi State (199 yards), 1/1/19

Iowa scored 3 or more non-offensive touchdowns . . .

by Iowa -- vs. Western Michigan (2 punts, 2 interceptions), 9/21/13

Iowa recovered an onside kick . . .

by Iowa -- first quarter vs. Illinois, 10/7/17

LARGEST MARGINS

Iowa Victories

Opponent, Year	Score	Mar.
Iowa Teachers, 1914	95-0	95
Coe, 1908	92-0	92
Iowa Wesleyan, 1890	91-0	91
Cornell, 1904	88-0	88
Cornell, 1913	76-0	76
Des Moines, 1905	72-0	72
Northwestern, 1913	78-6	72
Grinnell, 1904	69-0	69
Iowa Teachers, 1900	68-0	68
Northern Iowa, 1997	66-0	66
Northwestern, 1981	64-0	64
at Illinois, 2018	63-0	63
Cornell, 1920	63-0	63
Indiana, 1997	62-0	62
UTEP, 1986	69-7	62
Grinnell, 1900	63-2	61
Washington (Mo.), 1902	61-0	61
Knox, 1922	61-0	61
Cornell, 1894	60-0	60
Indiana, 1913	60-0	60
North Dakota St., 1947	59-0	59
Illinois, 1985	59-0	59
Cornell, 1891	64-6	58
Illinois, 1899	58-0	58
Drake, 1985	58-0	58
Upper Iowa, 1900	57-0	57
Western Michigan, 2013	59-3	56
Ball State, 2005	56-0	56
Coe, 1893	56-0	56
Purdue, 1922	56-0	56
Utah State, 1957	70-14	56
Minnesota, 2008	55-0	55
Ripon, 1928	61-6	55
Iowa State, 1985	57-3	54
Northern Illinois, 1986	57-3	54
Cincinnati, 1990	63-10	53
Kansas State, 1959	53-0	53
Northwestern, 2002	62-10	52
Kent State, 2001	51-0	51
Minnesota, 1983	61-10	51
Northern Illinois, 1991	58-7	51

Iowa Defeats

Opponent, year	Score	Mar.
Michigan, 1902	0-107	107
Illinois, 1902	0-80	80
Minnesota, 1903	0-75	75
Minnesota, 1916	0-67	67
Ohio State, 1950	21-83	62
Denver A.C., 1893	0-58	58
Nebraska, 1980	0-57	57
Michigan, 1971	7-63	56
Michigan, 1970	0-55	55
USC, 1976	0-55	55
Kansas, 1895	0-54	54
Minnesota, 1936	0-52	52
Notre Dame, 1967	6-56	50
Illinois, 1973	0-50	50





IOWA FOOTBALL

33 Bowl Games 11 Big Ten Championships 28 Consensus All-America Honors 14 CFB Hall of Fame Inductees

OFFENSE

Opponent	WR	TE/WR	LT	LG	C	RG	RT	QB	RB	FB/TE/WR	WR/TE
at Purdue	Smith	LaPorta	Jackson	Schott	Linderbaum	Banwart	Cronk	Petras	Goodson	Beyer	Smith-Marsette
Northwestern	Smith	LaPorta	Jackson	Schott	Linderbaum	Banwart	Cronk	Petras	Goodson	Ragaini	Smith-Marsette
Michigan State	Smith	LaPorta	Jackson	Ince	Linderbaum	Banwart	Kallengberger	Petras	Goodson	Ragaini	Tracy, Jr.
at Minnesota											
at Penn State											
Nebraska											
at Illinois											
Wisconsin											
Consec. Starts	3	4	12	1	16	3	1	3	7	2	1
Career Starts	22	5	37	1	16	12	6	3	7	4	9

* Cronk made 40 career starts at Indiana

DEFENSE

Opponent	RE	DT	DT	LE	WLB	MLB	LEO/CASH	CB	CB	SS	FS/LB
at Purdue	VanValkenburg	Nixon	Heflin	Golson	Jacobs	Niemann	Wade	Hankins	Moss	Belton	Koerner
Northwestern	VanValkenburg	Nixon	Heflin	Golson	Niemann	Benson	Belton	Hankins	Moss	Merriweather	Koerner
Michigan State	VanValkenburg	Nixon	Heflin	Golson	Niemann	Benson	Belton	Hankins	Moss	Merriweather	Koerner
at Minnesota											
at Penn State											
Nebraska											
at Illinois											
Wisconsin											
Consec. Starts	3	3	3	16	3	2	4	11	3	2	7
Career Starts	3	4	*32	16	16	2	7	22	10	3	14

* Heflin made 29 career starts at Northern Illinois.

Offense Career Starts		Defense Career Start	
Quarterback	Spencer Petras (3)	Offensive Line	Cole Banwart (12) Coy Cronk (42) Cody Ince (1) Alaric Jackson (37) Mark Kallenberger (6) Tyler Linderbaum (16) Kyler Schott (9)
Wide Receiver	Tyrone Tracy, Jr. (9) Nico Ragaini (4) Brandon Smith (22) Ihmir Smith-Marsette (18)	Defensive End	Chauncey Golston (16) Zach VanValkenburg (3)
Running Back	Tyler Goodson (7) Ivory Kelly-Martin (6) Mekhi Sargent (12)	Defensive Line	Jack Heflin (3) Daviyon Nixon (4) Austin Schulte (2)
Fullback		Linebacker	Dane Belton (6) Seth Benson (2) Jack Campbell (1) Djimion Colbert (23) Justin Jacobs (1) Nick Niemann (16) Barrington Wade (2)
Tight End	Shaun Beyer (9) Sam Laporta (5)	Defensive Back	Dane Belton (1) Julius Brents (5) Matt Hankins (22) Jack Koerner (14) Kaevon Merriweather (3) Riley Moss (10)





IOWA FOOTBALL

33 Bowl Games 11 Big Ten Championships 28 Consensus All-America Honors 14 CFB Hall of Fame Inductees

Opponent	Plays	Yards	T.O.P.	Result	Qtr.	Play
Purdue (4)	5	35	2:03	TD	2	Petras, 1-yd. run
	11	73	4:51	TD	2	Sargent, 1-yd. run
	5	54	0:31	FG	2	Duncan, 27-yd. FG
	10	42	4:01	FG	4	Duncan, 33-yd. FG
<i>Iowa Avg. Drive</i> 7.8 51.0 3:12						
Northwestern (4)	1	7	0:06	TD	1	Smith, 7-yd. TD from Petras
	3	45	1:22	TD	1	Goodson, 15-yd. run
	13	61	5:04	FG	1	Duncan, 22-yd. FG
	9	37	3:11	FG	3	Duncan, 47-yd. FG
<i>Iowa Avg. Drive</i> 6.5 37.5 2:38						
Michigan State (5)	8	75	3:53	TD	1	Goodson, 3-yd. TD run
	10	74	3:57	TD	1	Smith, 14-yd. pass from Petras
	7	47	3:00	TD	2	Goodson, 9-yd. run
	4	75	1:19	TD	3	Sargent, 2-yd. run
3	45	1:30	TD	4	Sargent, 6-yd. run	
<i>Iowa Avg. Drive</i> 6.4 63.2 2:52						
Season Avg. (13) 6.8 51.5 2:53						

DRIVE ANALYSIS				
Distance Length (minus)	Iowa		Opponent	
	TD	FG	TD	FG
0-9	1	0	0	0
10-19	0	0	0	0
20-29	0	0	0	0
30-39	1	1	1	0
40-49	3	1	0	0
50-59	0	1	0	0
60-69	0	1	1	0
70-79	4	0	4	2
80-89	0	0	0	0
90-99	0	0	0	0

GAME OPENING DRIVES						
Game	Iowa			Opponent		
	Pts	Plys	Yds	Pts	Plys	Yds
Purdue	0	3	(-3)	0	3	3
N'wstern	0	3	8	0	3	6
Mich. St.	7	8	75	0	6	15
Minnesota						
Penn St.						
Nebraska						
Illinois						
Wisconsin						

SECOND HALF OPENING DRIVES						
Game	Iowa			Opponent		
	Pts	Plys	Yds	Pts	Plys	Yds
Purdue	0	9	28	0	7	73
N'wstern	0	6	7	0	6	4
Mich. St.	7	4	75	7	12	75
Minnesota						
Penn St.						
Nebraska						
Illinois						
Wisconsin						

LONGEST DRIVES
Plays: 13 (61 yards, 5:04) vs. Northwestern, 10/31/20
Yards: 75, 2X (8-3:53; 4-1:19) vs. Michigan State, 11/7/20
Time of Possession: 5:04 vs. Northwestern, 10/31/20

3rd Down and...										
IOWA										TOTAL
Yards	PUR	NW	MSU	MINN	PSU	NEB	ILL	WIS		
1-3	2-2	2-4	3-4							7-10
4-6	1-1	2-7	0-3							3-11
7-9	1-3	0-0	1-4							2-7
10-14	0-6	2-6	1-4							3-16
15+	0-2	0-0	0-0							0-2
TOTALS	4-13	6-17	5-15							15-45

OPPONENTS										TOTAL
Yards	PUR	NW	MSU	MINN	PSU	NEB	ILL	WIS		
1-3	1-3	3-4	2-5							6-12
4-6	4-8	5-9	3-7							12-24
7-9	1-4	1-1	1-3							3-8
10-14	0-1	1-4	0-3							1-8
15+	0-0	0-1	1-2							1-3
TOTAL	6-16	10-19	7-20							23-55



IOWA FOOTBALL

33 Bowl Games 11 Big Ten Championships 28 Consensus All-America Honors 14 CFB Hall of Fame Inductees

Yards	Type	Player(s)	Opponent
71	Run	Tyler Goodson	Michigan State
54	Punt Return	Charlie Jones	Michigan State
54	Int. Return	Riley Moss	Michigan State
40	Pass	Spencer Petras to Tyler Goodson	at Purdue
33	Kick Return	Ihmir Smith-Marsette	Northwestern
31	Punt Return	Charlie Jones	Michigan State
28	Pass	Spencer Petras to Nico Ragaini	at Purdue
28	Pass	Spencer Petras to Nico Ragaini	Michigan State
27	Run	Charlie Jones	Michigan State
25	Punt Return	Charlie Jones	at Purdue
24	Pass	Spencer Petras to Tyrone Tracy, Jr.	Michigan State
22	Pass	Spencer Petras to Tyrone Tracy, Jr.	Northwestern
22	Kick Return	Ihmir Smith-Marsette	at Purdue
21	Rush	Mekhi Sargent	at Purdue
20	Pass	Spencer Petras to Ihmir Smith-Marsette	Northwestern
20	Pass	Spencer Petras to Sam LaPorta	at Purdue
20	Pass	Spencer Petras to Sam LaPorta	at Purdue

BY LENGTH		
Yards	No.	TD
20-29	11	0
30-39	2	0
40-49	1	0
50-59	2	2
60-69	0	0
70-79	1	0
80-89	0	0
90+	0	0
TOTAL	17	2

BY PLAY TYPE		
Type	No.	TD
Rushing	3	0
Passing	8	0
Punt Returns	3	1
Kick Returns	2	0
Int. Returns	1	1
Fumble Returns	0	0
Other	0	0
TOTAL	17	2

LONGEST PLAYS OF 2020	
RUSHING	71, Tyler Goodson vs. Michigan State, 11/7/20
RUSHING TOUCHDOWN	15, Tyler Goodson vs. Northwestern, 10/31/20
RECEIVING	40, Tyler Goodson at Purdue, 10/24/20
RECEIVING TOUCHDOWN	14, Brandon Smith vs. Michigan State, 11/7/20
PUNT RETURN	54, Charlie Jones vs. Michigan State, 11/7/20 (TD)
KICK RETURN	33, Ihmir Smith-Marsette vs. Northwestern, 10/31/20
INTERCEPTION RETURN	54, Riley Moss vs. Michigan State, 11/7/20 (TD)
FUMBLE RETURN	--
PUNT	61, Tory Taylor vs. Michigan State, 11/7/20
FIELD GOAL	47, Keith Duncan vs. Northwestern, 10/31/20

GAME-BY-GAME LONGEST PLAYS						
IOWA			OPPONENT			
Yds	Opponent	Player(s)	Yds	Opponent	Player(s)	Player(s)
40	at Purdue	Tyler Goodson, reception	33	at Purdue	Zander Horvath, rush	
33	Northwestern	Ihmir Smith-Marsette, kick return	21	Northwestern	Peyton Ramsey, rush; Kyric McGowan, reception	
71	Michigan State	Tyler Goodson, rush	57	Michigan State	Jalen Nailor, reception	





IOWA FOOTBALL

33 Bowl Games 11 Big Ten Championships 28 Consensus All-America Honors 14 CFB Hall of Fame Inductees

IOWA BIG PLAYS

OPPONENT	Rushing			Passing				Special Teams		
	20-29	30-39	40+	20-29	30-39	40-49	50+	FG BLK	XPT BLK	PUNT BLK
at Purdue	1	0	0	3	0	1	0	0	0	0
Northwestern	0	0	0	2	0	0	0	0	0	0
Michigan State	1	0	1	2	0	0	0	0	0	0
at Minnesota										
at Penn State										
Nebraska										
at Illinois										
Wisconsin										
TOTALS	2	0	1	7	0	1	0	0	0	0

OPPONENT BIG PLAYS

OPPONENT	Rushing			Passing				Special Teams		
	20-29	30-39	40+	20-29	30-39	40-49	50+	FG BLK	XPT BLK	PUNT BLK
at Purdue	0	1	0	2	0	0	0	0	0	0
Northwestern	1	0	0	1	0	0	0	0	0	0
Michigan State	0	0	0	0	0	0	2	0	0	0
at Minnesota										
at Penn State										
Nebraska										
at Illinois										
Wisconsin										
TOTALS	1	1	0	3	0	0	2	0	0	0

TURNOVERS FORCED

OPPONENT	Iowa					Opponent			
	FUM	INT	TOT	PTS OFF	MARGIN	FUM	INT	TOT	PTS OFF
at Purdue	0	2	2	3	0	2	0	2	7
Northwestern	2	1	3	14	0	0	3	3	7
Michigan State	0	3	3	14	+3	0	0	0	0
at Minnesota									
at Penn State									
Nebraska									
at Illinois									
Wisconsin									
TOTALS	2	6	8	31	+3	2	3	5	14





IOWA FOOTBALL

33 Bowl Games 11 Big Ten Championships 28 Consensus All-America Honors 14 CFB Hall of Fame Inductees

IOWA DRIVE CHARTS

PURDUE

QTR.	START	TIME	PLAYS-YDS	TOP	RESULT
1st	IA 15	15:00	3-(-3)	1:45	Punt
	IA 14	11:29	3-0	0:29	Punt
	IA 25	7:07	7-59	2:35	Fumble
2nd	IA 3	2:23	7-44	3:24	Punt
	P 35	12:24	5-35	2:03	TOUCHDOWN
	IA 27	9:33	11-73	4:51	TOUCHDOWN
3rd	IA 22	1:40	3-0	0:41	Punt
	IA 36	0:31	5-54	0:31	FIELD GOAL
	IA 19	12:18	9-28	4:27	Punt
4th	IA 47	5:57	3-0	1:50	Punt
	IA 43	2:13	10-42	4:01	FIELD GOAL
	IA 25	8:20	6-47	2:20	Fumble
	IA 28	2:15	5-16	0:52	Downs

NORTHWESTERN

QTR.	START	TIME	PLAYS-YDS	TOP	RESULT
1st	IA 27	13:39	3-8	1:57	Punt
	N 7	11:42	1-7	0:06	TOUCHDOWN
	N 45	9:58	3-45	1:22	TOUCHDOWN
2nd	IA 36	6:47	13-61	5:04	FIELD GOAL
	IA 34	10:20	9-37	3:11	FIELD GOAL
	IA 25	1:25	12-41	1:25	Missed FG
3rd	IA 25	15:00	6-7	2:28	Punt
	IA 44	9:44	1-0	0:08	Interception
	IA 25	6:05	3-7	1:24	Punt
4th	IA 8	0:11	9-38	4:47	Punt
	N 36	8:05	3-6	1:16	Interception
	IA 13	4:45	11-41	2:50	Downs
	IA 18	1:29	3-10	0:29	Interception

MICHIGAN STATE

QTR.	START	TIME	PLAYS-YDS	TOP	RESULT
1st	IA 25	15:00	8-75	3:53	TOUCHDOWN
	IA 26	8:28	10-74	3:57	TOUCHDOWN
	IA 34	3:00	3-2	1:27	Punt
2nd	MSU 47	14:16	7-47	3:00	TOUCHDOWN
	MSU 24	10:33	4-5	1:48	Missed FG
	IA 34	6:47	3-3	0:50	Punt
3rd	IA 31	3:52	3-(-2)	0:57	Punt
	IA 25	10:06	4-75	1:19	TOUCHDOWN
	IA 41	7:50	3-7	1:32	Punt
4th	IA 41	5:22	4-19	1:20	Punt
	IA 30	1:34	4-28	1:50	Punt
	MSU 45	13:27	3-45	1:30	TOUCHDOWN
	IA 10	9:29	3-6	1:29	Punt
	MSU 44	6:11	10-36	6:11	Half

OPPONENT DRIVE CHARTS

PURDUE

QTR.	START	TIME	PLAYS-YDS	TOP	RESULT
1st	P 38	13:15	3-3	1:46	Punt
	P 34	11:00	9-66	3:53	TOUCHDOWN
	P 16	4:32	5-26	2:09	Punt
2nd	P 7	13:59	3-(-5)	1:35	Punt
	P 25	10:21	3-6	0:48	Punt
	P 25	4:42	9-75	3:02	TOUCHDOWN
3rd	P 43	0:59	3-4	0:28	Interception
	P 16	15:00	7-73	2:42	Interception
	P 1	7:51	4-18	1:54	Punt
4th	P 23	4:07	3-(-5)	1:54	Punt
	P 17	13:12	14-71	4:52	FIELD GOAL
	P 28	6:00	12-72	3:45	TOUCHDOWN

NORTHWESTERN

QTR.	START	TIME	PLAYS-YDS	TOP	RESULT
1st	N 25	15:00	3-6	1:21	Punt
	N 25	11:36	5-20	1:38	Fumble
	N 25	8:36	3-(-4)	1:49	Punt
2nd	N 25	1:43	16-75	6:23	TOUCHDOWN
	N 21	7:09	14-79	5:44	TOUCHDOWN
	N 10	12:32	6-4	2:48	Punt
3rd	IA 35	9:36	8-35	3:31	TOUCHDOWN
	N 20	4:41	7-36	4:30	Punt
	N 14	10:24	5-8	2:19	Interception
4th	N 18	6:49	6-27	2:04	Punt
	N 46	1:55	3-(-1)	0:26	Punt
	N 50	1:00	2-(-7)	1:00	Half

MICHIGAN STATE

QTR.	START	TIME	PLAYS-YDS	TOP	RESULT
1st	MSU 25	11:07	6-15	2:39	Interception
	MSU 23	4:31	3-9	1:31	Punt
	MSU 20	1:33	6-16	2:17	Punt
2nd	MSU 26	11:16	2-9	0:43	Interception
	MSU 20	8:45	3-(-2)	1:58	Punt
	MSU 8	5:57	5-61	2:05	Missed FG
3rd	MSU 10	2:55	3-(-2)	0:58	Punt
	MSU 25	1:57	3-11	0:27	Interception
	MSU 30	1:30	3-(-7)	0:28	Punt
4th	MSU 25	15:00	12-75	4:54	TOUCHDOWN
	MSU 23	8:47	3-(-2)	0:57	Punt
	MSU 6	6:18	3-2	0:56	Punt
	MSU 11	4:02	5-23	2:28	Punt
	MSU 4	14:44	3-8	1:17	Punt
	MSU 25	11:57	7-32	2:28	Punt
	MSU 36	8:00	4-8	1:49	Downs





IOWA FOOTBALL

33 Bowl Games 11 Big Ten Championships 28 Consensus All-America Honors 14 CFB Hall of Fame Inductees

PASSING

Alex Padilla (RS Fr.)

Att: 2 vs. Michigan State (11/7/20)
Comp: 1 vs. Michigan State (11/7/20)
Yards: 12 vs. Michigan State (11/7/20)
Long: 12 vs. Michigan State (11/7/20)

Spencer Petras (RS So.)

Att: 50 vs. Northwestern (10/31/20)
Comp: 26 vs. Northwestern (10/31/20)
Yards: 265 at Purdue (10/24/20)
Long: 40 at Purdue (10/24/20)
TD: 1, 2X, last vs. Michigan State (11/7/20)

Ihmir Smith-Marsette (Sr.)

Att: 1 vs. USC, 12/27/19

Ihmir Smith-Marsette (Sr.)

Att: 2, 6X, last at Purdue (10/24/20)
Yards: 45 at Nebraska (11/29/19)
Long: 45 at Nebraska (11/29/19)
TD: 1, 3X, last vs. USC, 12/27/19

Tyrone Tracy, Jr. (So.)

Att: 1, 7X, last vs. USC, 12/27/19
Yards: 23 vs. USC, 12/27/19
Long: 23 vs. USC, 12/27/19
TD: 1 vs. USC, 12/27/19

Gavin Williams (Fr.)

Att: 8 vs. Michigan State (11/7/20)
Yards: 28 vs. Michigan State (11/7/20)
Long: 7 vs. Michigan State (11/7/20)

Brandon Smith (Sr.)

Catches: 9 vs. Purdue (10/19/19)
Yards: 106 vs. Purdue (10/19/19)
TD: 2 vs. MTSU (9/28/19)
Long: 34 at Michigan (10/5/19)

Ihmir Smith-Marsette (Sr.)

Catches: 7 vs. Northwestern (10/31/20)
Yards: 121 vs. Illinois (11/23/19)
TD: 2, 2X, last vs. Rutgers (9/7/19)
Long: 60 at Minnesota (10/6/18)

Tyrone Tracy, Jr. (So.)

Catches: 6, 2X, last vs. Illinois (11/23/19)
Yards: 130 at Wisconsin (11/9/19)
TD: 1, 3X, last at Wisconsin (11/9/19)
Long: 75 at Wisconsin (11/9/19)

RUSHING

Max Cooper (Sr.)

Att: 1 at Indiana (10/13/18)
Yards: 9 at Indiana (10/13/18)
Long: 9 at Indiana (10/13/18)

Tyler Goodson (So.)

Att: 21 vs. Illinois (11/23/19)
Yards: 121 at Nebraska (11/29/19)
Long: 71 vs. Michigan State (11/7/20)
TD: 2 vs. Michigan State (11/7/20)

Charlie Jones (Jr.)

Att: 2 vs. Michigan State (11/7/20)
Yards: 38 vs. Michigan State (11/7/20)
Long: 27 vs. Michigan State (11/7/20)

Ivory Kelly-Martin (Jr.)

Att: 24 vs. Maryland (10/20/18)
Yards: 98 vs. Maryland (10/20/18)
Long: 57 at Nebraska (11/24/17)
TD: 2 vs. North Texas (9/16/17)

Alex Padilla (RS Fr.)

Att: 2 vs. Michigan State (11/7/20)
Yards: 7 vs. Michigan State (11/7/20)
Long: 6 vs. Michigan State (11/7/20)

Turner Pallissard (So.)

Att: 1 vs. MTSU (9/28/19)

Spencer Petras (RS So.)

Att: 5 vs. Northwestern (10/31/20)
Yards: 14 vs. Northwestern (10/31/20)
Long: 10 vs. Northwestern (10/31/20)
TD: 1, 2X, last at Purdue (10/24/20)

Monte Pottebaum (So.)

Att: 1, 2X, last vs. Northwestern (10/31/20)

Nico Ragaini (So.)

Att: 1 vs. Miami, Ohio (8/31/19)
Yards: 2 vs. Miami, Ohio (8/31/19)
Long: 2 vs. Miami, Ohio (8/31/19)

Mekhi Sargent (Sr.)

Att: 26 vs. Nebraska (11/23/18)
Yards: 173 vs. Nebraska (11/23/18)
Long: 32 vs. Nebraska (11/23/18)
TD: 2, 4X, last vs. Michigan State (11/7/20)

RECEIVING

Shaun Beyer (Sr.)

Catches: 3 vs. Miami, Ohio (8/31/19)
Yards: 40 vs. Illinois (11/23/19)
Long: 40 vs. Illinois (11/23/19)

Max Cooper (Sr.)

Catches: 1, 4X, last at Wisconsin (11/9/19)
Yards: 7 vs. UNI (9/15/18)
Long: 7 vs. UNI (9/15/18)

Tyler Goodson (So.)

Catches: 5, 2X, last at Purdue (10/24/20)
Yards: 62 at Michigan (10/5/19)
Long: 40 at Purdue (10/24/20)

Ivory Kelly-Martin (Jr.)

Catches: 3 vs. Northwestern (11/10/18)
Yards: 40 at Minnesota (10/6/18)
TD: 1 vs. Illinois (10/7/17)
Long: 25, 2X, last vs. Rutgers (9/7/19)

Alec Kritta (RS Fr.)

Catches: 1 vs. Michigan State (11/7/20)
Yards: 12 vs. Michigan State (11/7/20)
Long: 12 vs. Michigan State (11/7/20)

Sam LaPorta (So.)

Catches: 6, 2X, last vs. Northwestern (10/31/20)
Yards: 71 at Purdue (10/24/20)
Long: 41 at Northwestern (10/26/19)

Monte Pottebaum (So.)

Catches: 1 at Purdue (10/24/20)
Yards: 17 at Purdue (10/24/20)
Long: 17 at Purdue (10/24/20)

Nico Ragaini (So.)

Catches: 7 vs. Penn State (10/12/19)
Yards: 61 at Purdue (10/24/20)
Long: 45 vs. Miami, Ohio (8/31/19)
TD: 1, 2X, last vs. Minnesota (11/16/19)

Mekhi Sargent (Sr.)

Catches: 4, 2X, last vs. Miami, Ohio (8/31/19)
Yards: 65 vs. Miami, Ohio (8/31/19)
TD: 1 vs. Nebraska (11/23/18)
Long: 48 vs. UNI (9/15/18)

DEFENSE

Nick Anderson (Sr.)

Tackles: 1 at Purdue (10/24/20)
Asst: 1 at Purdue (10/24/20)

Dane Belton (So.)

Tackles: 6 vs. Purdue (10/19/19)
Solo: 5 vs. USC, 12/27/19
Asst: 3, 3X, last vs. Michigan State (11/7/20)
TFL: 1, 2X, last vs. USC, 12/27/19
PB: 1, 2X, last vs. Michigan State (11/7/20)

Seth Benson (So.)

Tackles: 13 vs. Northwestern (10/31/20)
Solo: 10 vs. Northwestern (10/31/20)
Asst: 3 vs. Northwestern (10/31/20)
QH: 2 vs. Northwestern (10/31/20)

Shaun Beyer (Sr.)

Tackles: 1 at Penn State (10/27/18)
Solo: at Penn State (10/27/18)

Reggie Bracy (Fr.)

Tackles: 2 vs. Michigan State (11/7/20)
Solo: 1 vs. Michigan State (11/7/20)
Asst: 1 vs. Michigan State (11/7/20)

Julius Brents (So.)

Tackles: 4 vs. Wisconsin (9/22/18)
Solo: 3 at Penn State (10/27/18)
Asst: 3 at Purdue (10/24/20)
INT: 1 at Minnesota (10/6/18)
PB: 2 at Minnesota (10/6/18)

Shadrick Byrd (RS Fr.)

Tackles: 1 at Purdue (10/24/20)
Asst: 1 at Purdue (10/24/20)

Jack Campbell (So.)

Tackles: 4 vs. Purdue (10/19/19)
Solo: 2 vs. Purdue (10/19/19)
Asst: 2 vs. Purdue (10/19/19)

Djimon Colbert (Jr.)

Tackles: 8, 3X, last at Iowa State (9/14/19)
Solo: 6 vs. Miami, Ohio (8/31/19)
Asst: 5, 2X, last at Iowa State (9/14/19)
INT: 1 vs. Rutgers (9/7/19)
TFL: 1, 3X, last at Nebraska (11/29/19)
PB: 1, 4X, last vs. Minnesota (11/16/19)
QH: 1 at Nebraska (11/29/19)





IOWA FOOTBALL

33 Bowl Games 11 Big Ten Championships 28 Consensus All-America Honors 14 CFB Hall of Fame Inductees

Max Cooper (Sr.)

Tackles: 1 vs. UNI (9/15/18)
Solo: 1 vs. UNI (9/15/18)

Joe Evans (So.)

Tackles: 3 vs. Minnesota (11/16/19)
Solo: 2 vs. Minnesota (11/16/19)
Asst: 1, 3X, last vs. Michigan State (11/7/20)
TFL: 1.5, 2X, last vs. Minnesota (11/16/19)
Sacks: 1.5, 2X, last vs. Minnesota (11/16/19)
QH: 3 vs. Michigan State (11/7/20)

Kyler Fisher (RS Fr.)

Tackles: 1 vs. Northwestern (10/31/20)
Solo: 1 vs. Northwestern (10/31/20)

Chauncey Golston (Sr.)

Tackles: 8, 2X, last vs. Penn State (10/12/19)
Solo: 5 at Michigan (10/5/19)
Asst: 4 vs. Penn State (10/12/19)
Sack: 1.5 vs. Michigan State (11/7/20)
TFL: 2.5 at Northwestern (10/26/19)
FR: 1, 3X, last vs. Mississippi State (1/1/19)
INT: 1, 2X, last at Northwestern (10/26/19)
QH: 3 vs. Purdue (10/19/19)
PB: 1, 5X, last at Purdue (10/24/20)

Matt Hankins (Sr.)

Tackles: 11 vs. Purdue (10/19/19)
Solo: 8 vs. Purdue (10/19/19)
Asst: 4 vs. Boston College (12/27/17)
TFL: 1 at Nebraska (11/29/19)
PB: 3 vs. Illinois (11/23/19)
INT: 1, 3X, last at Purdue (10/24/20)
QH: 1 at Nebraska (11/29/19)

Jermari Harris (RS Fr.)

Tackles: 2 vs. MTSU (9/28/19)
Solo: 2 vs. MTSU (9/28/19)

Jack Heflin (Sr.)

Tackles: 7, 3X, last vs. Northwestern (10/31/20)
Solo: 5, 2X, last vs. Toledo (11/1/18)
Asst: 3, 4X, last vs. Northwestern (10/31/20)
TFL: 3.5 vs. Toledo (11/7/18)
Sacks: 2.5 vs. Toledo (11/7/18)
FF: 1, 3X, last at Toledo (11/13/19)
QH: 1, 4X, last vs. Michigan State (11/7/20)
Blocked Kick: 1 vs. Utah (9/8/18)

Dalles Jacobus (Sr.)

Tackles: 1 vs. Michigan State (11/7/20)
Asst: 1 vs. Michigan State (11/7/20)

Jestin Jacobs (RS Fr.)

Tackles: 2 vs. Michigan State (11/7/20)
Solo: 1 vs. Michigan State (11/7/20)
Asst: 1, 2X, last vs. Michigan State (11/7/20)

Ivory Kelly-Martin (Jr.)

Tackles: 1, 5X, last vs. Michigan State (11/7/20)
Solo: 1, 3X, last vs. Michigan State (11/7/20)
Asst: 1, 2X, last vs. Minnesota (10/28/17)

Jack Koerner (Jr.)

Tackles: 13, 2X, last at Purdue (10/24/20)
Solo: 9 at Purdue (10/24/20)
Asst: 9 vs. Penn State (10/12/19)
INT: 1, 3X, last vs. Michigan State (11/7/20)
FF: 1 at Michigan (10/5/19)
TFL: 1, 2X, last at Purdue (10/24/20)
FR: 1, 2X, last vs. Illinois (11/23/19)
PB: 2 at Iowa State (9/14/19)

Tyler Linderbaum (So.)

Tackles: 1 at Purdue (10/24/20)
Solo: 1 at Purdue (10/24/20)

Henry Marchese (Jr.)

Tackles: 1, 2X, last at Nebraska (11/29/19)
Asst: 1, 2X, last at Nebraska (11/29/19)

Kaevon Merriweather (So.)

Tackles: 5, 2X, last vs. Northwestern (10/31/20)
Solo: 2, 3X, last vs. Michigan State (11/7/20)
Asst: 3, 2X, last vs. Northwestern (10/31/20)
PB: 1 vs. Miami, Ohio (8/31/19)

Riley Moss (Jr.)

Tackles: 9 vs. Northwestern (10/31/20)
Solo: 7 vs. Northwestern (10/31/20)
Asst: 2, 2X, last vs. Northwestern (10/31/20)
TFL: 1 vs. Purdue (10/19/19)
INT: 2 at Minnesota (10/6/18)
PB: 2 vs. Maryland (10/20/18)

Nick Niemann (Sr.)

Tackles: 10, 2X, last vs. Northwestern (10/31/20)
Solo: 8 at Purdue (10/24/20)
Asst: 8 vs. Northwestern (10/31/20)
Sack: 1, 2X, last vs. USC, 12/27/19
TFL: 1, 3X, last at Michigan (10/5/19)
INT: 1 vs. USC, 12/27/19
INT TD: 1 vs. USC, 12/27/19
QH: 1, 3X, last at Iowa State (9/14/19)

Daviyon Nixon (Jr.)

Tackles: 11 vs. Northwestern (10/31/20)
Solo: 6 vs. Northwestern (10/31/20)
Asst: 5 vs. Northwestern (10/31/20)
Sack: 2 at Northwestern (10/26/19)
TFL: 3 vs. Northwestern (10/31/20)
FF: 1 vs. Northwestern (10/31/20)
QH: 1, 5X, last vs. Purdue (10/19/19)
PB: 1 at Northwestern (10/26/19)

Terry Roberts (So.)

Tackles: 2, 5X, last vs. Michigan State (11/7/20)
Solo: 1, 4X, last at Purdue (10/24/20)
Asst: 2, 3X, last vs. Michigan State (11/7/20)
FR: 1 vs. Northwestern (10/31/20)

Mekhi Sargent (Sr.)

Tackles: 1, 2X, last vs. Northwestern (10/31/20)
Solo: 1, 2X, last vs. Northwestern (10/31/20)

Austin Schulte (Sr.)

Tackles: 4 vs. Penn State (10/12/19)
Solo: 2 vs. Illinois (11/23/19)
Asst: 3 vs. Penn State (10/12/19)
TFL: 1 vs. Penn State (10/12/19)
QH: 1 vs. Purdue (10/19/19)

Noah Shannon (So.)

Tackles: 2, 3X, last vs. Michigan State (11/7/20)
Solo: 1, 3X, last vs. Michigan State (11/7/20)
Asst: 2, 2X, last vs. Northwestern (10/31/20)
Sack: 0.5 at Purdue (10/24/20)
TFL: 0.5 at Purdue (10/24/20)
FF: 1 vs. Rutgers (9/7/19)
FR: 1 vs. Rutgers (9/7/19)

Caleb Shudak (Sr.)

Tackles: 1, 2X, last vs. Minnesota (11/16/19)
Solo: 1, 2X, last vs. Minnesota (11/16/19)

Brandon Smith (Sr.)

Tackles: 1 at Michigan (10/5/19)
Asst: 1 at Michigan (10/5/19)

Ihmir Smith-Marsette (Sr.)

Tackles: 1, 2X, last vs. Illinois (11/23/19)
Solo: 1, 2X, last vs. Illinois (11/23/19)

Mike Timm (So.)

Tackles: 3 vs. Michigan State (11/7/20)
Solo: 2 vs. Michigan State (11/7/20)
Asst: 1 vs. Michigan State (11/7/20)

Tyrone Tracy, Jr. (So.)

Tackles: 1 at Michigan (10/5/19)
Solo: 1 at Michigan (10/5/19)

Zach VanValkenburg (Sr.)

Tackles: 7 vs. Northwestern (10/31/20)
Solo: 2 vs. Northwestern (10/31/20)
Asst: 5 vs. Northwestern (10/31/20)
Sack: 0.5 vs. Michigan State (11/7/20)
TFL: 1.5 vs. Michigan State (11/7/20)
FF: 1 vs. Northwestern (10/31/20)
FR: 1 vs. Northwestern (10/31/20)
QH: 1 vs. Michigan State (11/7/20)

Barrington Wade (Sr.)

Tackles: 5 at Purdue (10/24/20)
Solo: 4 at Purdue (10/24/20)
Asst: 3 vs. MTSU (9/28/19)
TFL: 1 at Purdue (10/24/20)
Sack: 1 at Purdue (10/24/20)
INT: 1, 2X, last vs. Michigan State (11/7/20)

John Waggoner (So.)

Tackles: 1, 4X, last vs. Michigan State (11/7/20)
Solo: 1 vs. Purdue (10/19/19)
Asst: 1, 3X, last vs. Michigan State (11/7/20)
TFL: 1 vs. Purdue (10/19/19)
Sack: 1 vs. Purdue (10/19/19)





IOWA FOOTBALL

33 Bowl Games 11 Big Ten Championships 28 Consensus All-America Honors 14 CFB Hall of Fame Inductees

PUNT RETURNS

Max Cooper (Sr.)

Returns: 2 vs. USC, 12/27/19
Yards: 16 vs. Illinois (11/23/19)
Long: 16 vs. Illinois (11/23/19)

Charlie Jones (Jr.)

Returns: 5 vs. Michigan State (11/7/20)
Yards: 105 vs. Michigan State (11/7/20)
Long: 54 vs. Michigan State (11/7/20)
TD: 1 vs. Michigan State (11/7/20)

Nico Ragaini (So.)

Returns: 4 at Michigan (10/5/19)
Yards: 54 at Michigan (10/5/19)
Long: 17 at Michigan (10/5/19)

KICKOFF RETURNS

Ivory Kelly-Martin (Jr.)

Returns: 3, 3X, last at Wisconsin (11/11/17)
Yards: 67 vs. Penn State (9/23/17)
Long: 35 at Michigan State (9/30/17)

Monte Pottebaum (So.)

Returns: 1 at Nebraska (11/29/19)
Yards: 10 at Nebraska (11/29/19)
Long: 10 at Nebraska (11/29/19)

Ihmir Smith-Marssette (Sr.)

Returns: 5 vs. Mississippi State (1/1/19)
Yards: 150 vs. Mississippi State (1/1/19)
Long: 98 vs. USC, 12/27/19
TD: 1, 2X, last vs. USC, 12/27/19

SPECIALISTS

Keith Duncan (Sr.)

FG: 4, 3X, last vs. Illinois (11/23/19)
FGA: 6 vs. Illinois (11/23/19)
PAT: 7, 3X, last vs. Michigan State (11/7/20)
Long: 49, 2X, last at Nebraska (11/29/19)

Ryan Gersonde (Jr.)

Punts: 5, 2X, last vs. Minnesota (10/28/17)
Yards: 263 at Northwestern (10/21/17)
Avg.: 52.6 at Northwestern (10/21/17)
Long: 61 at Northwestern (10/21/17)

Tory Taylor (Fr.)

Punts: 7 vs. Michigan State (11/7/20)
Yards: 321 vs. Michigan State (11/7/20)
Avg. 49.0 vs. Northwestern (10/31/20)
Long: 61 vs. Michigan State (11/7/20)





IOWA FOOTBALL

33 Bowl Games 11 Big Ten Championships 28 Consensus All-America Honors 14 CFB Hall of Fame Inductees

MOST POINTS

1.	63 at Illinois.....	11-17-18
2.	62 vs. North Texas.....	9-25-15
	62 vs. Northwestern.....	11-9-02
4.	59 vs. Western Michigan.....	9-21-13
	59 vs. Northwestern.....	11-10-01
6.	57 vs. Akron.....	8-31-02
7.	56 at Nebraska.....	11-24-17
	56 vs. Ball State.....	9-3-05
	56 vs. Buffalo.....	9-6-03

FEWEST POINTS ALLOWED

1.	0 at Northwestern.....	10-26-19
	0 vs. Rutgers.....	9-7-19
	0 at Illinois.....	11-17-18
	0 vs. Maryland.....	10-20-18
	0 at Illinois.....	11-19-16
	0 vs. Ball State.....	9-26-10
	0 vs. Minnesota.....	11-21-09
	0 at Minnesota.....	11-22-08
	0 vs. Florida International.....	9-6-08
	0 vs. Syracuse.....	9-8-07
	0 vs. Ball State.....	9-3-05
	0 vs. Kent State.....	9-1-01
	0 vs. Northern Illinois.....	9-18-99

MOST FIRST DOWNS

1.	30 vs. Middle Tennessee.....	9-28-19
	30 vs. Kent State.....	9-1-01
3.	29 at Iowa State.....	9-9-17
	29 vs. Indiana.....	9-30-00
	29 vs. Indiana.....	10-23-99
6.	28 vs. North Texas.....	9-16-17
	28 at Purdue.....	11-9-13
	28 vs. Louisiana-Monroe.....	9-24-11
	28 vs. Ball State.....	9-26-10
	28 at Indiana.....	10-11-08
	28 vs. Minnesota.....	11-19-05
	28 vs. Buffalo.....	9-6-03

FEWEST FIRST DOWNS ALLOWED

1.	5 vs. Rutgers.....	9-7-19
	5 vs. Syracuse.....	9-8-07
3.	6 vs. Eastern Illinois.....	9-4-10
	6 at Minnesota.....	11-22-08
	6 vs. Penn State.....	10-23-04
6.	7 vs. Maryland.....	10-20-18
7.	8 vs. Ball State.....	9-26-10
	8 vs. Arizona.....	9-19-09
9.	9 at Purdue.....	9-27-14
	9 vs. Western Michigan.....	9-21-13
	9 vs. Georgia Tech.....	1-5-10
	9 vs. Penn State.....	10-25-03

MOST RUSHING ATTEMPTS

1.	60 at Iowa State.....	9-14-13
	60 vs. Kent State.....	9-4-04
3.	59 vs. North Texas.....	9-16-17
	59 vs. Northwestern.....	11-10-01
5.	58 vs. Western Michigan.....	9-21-13
	58 vs. Missouri State.....	9-7-13
7.	56 vs. Minnesota.....	11-16-02
8.	55 at Illinois.....	11-15-14
9.	53 at Purdue.....	10-15-16
	53 vs. Minnesota.....	11-17-01
11.	52 vs. Maryland.....	10-20-18
	52 at Purdue.....	11-9-13

FEWEST RUSHING ATT., OPPONENT

1.	17 by North Texas.....	9-16-17
	17 by Miami (Ohio).....	9-7-02
3.	18 by USC.....	12-27-19
	18 by Purdue.....	10-19-19
5.	19 by Iowa State.....	9-14-19
	19 by Kent State.....	9-4-05
7.	20 by Western Michigan.....	9-21-13
	20 by Michigan State.....	10-30-10
	20 by Michigan.....	10-26-02
	20 by Utah State.....	9-21-02
	20 by Texas Tech.....	11-29-01

MOST RUSHING YARDS

1.	376 vs. Akron.....	8-31-02
2.	365 at Purdue.....	10-15-16
	365 vs. Minnesota.....	11-16-02
4.	351 vs. Middle Tennessee.....	9-28-19
5.	318 at Purdue.....	11-9-13
6.	313 at Nebraska.....	11-24-17
7.	304 at Illinois.....	11-15-14
8.	301 vs. Illinois.....	10-1-05
9.	300 vs. Utah State.....	9-21-02
10.	298 vs. Missouri State.....	9-7-13

FEWEST RUSHING YARDS ALLOWED

1.	-13 vs. Kent State.....	9-4-04
2.	6 vs. Northern Iowa.....	9-15-18
3.	7 at Minnesota.....	11-22-08
4.	10 vs. Montana.....	9-2-06
5.	14 vs. Miami (Ohio).....	9-7-02
6.	19 vs. Iowa State.....	9-8-18
	19 vs. Wisconsin.....	10-12-05
8.	22 vs. USC.....	12-27-19

MOST PASSES ATTEMPTED

1.	61 vs. Indiana.....	10-23-99
2.	56 at Maryland.....	10-18-14
3.	55 vs. Ball State.....	9-6-14
	55 vs. Florida.....	1-1-06
5.	50 at Penn State.....	10-27-18
6.	51 vs. Northwestern.....	10-31-20
	51 vs. Minnesota.....	11-20-99
8.	48 vs. Pittsburgh.....	9-17-11
9.	47 vs. Michigan State.....	11-12-11
10.	46 vs. Michigan State.....	10-5-13
	46 vs. Purdue.....	11-6-04

MOST PASSES COMPLETED

1.	36 vs. Indiana.....	9-30-99
2.	35 vs. Ball State.....	9-6-14
3.	32 at Maryland.....	10-18-14
	32 vs. Florida.....	1-1-06
5.	31 vs. Northern Iowa.....	8-30-14
	31 vs. Pittsburgh.....	9-17-11
7.	30 vs. Indiana.....	9-30-00
8.	29 vs. Ohio State.....	10-30-99
9.	28 vs. Minnesota.....	11-20-99

FEWEST PASSES ATT., OPPONENT

1.	9 by Georgia Tech.....	1-5-10
2.	10 by Northwestern.....	10-27-12
3.	13 by Nebraska.....	9-23-00
	13 by Iowa State.....	9-11-99
5.	14 by Wisconsin.....	11-22-14
	14 by Minnesota.....	11-8-14
	14 by Northwestern.....	10-26-13
	14 by Nebraska.....	11-23-12
9.	15 by Nebraska.....	9-4-99
10.	16 by Maryland.....	10-20-18
	16 by Northern Illinois.....	9-1-12
	16 by Wisconsin.....	11-13-99

FEWEST PASSES COMP., OPPONENT

1.	2 by Georgia Tech.....	1-5-10
2.	6 by Maryland.....	10-20-18
	6 by Northern Illinois.....	9-1-12
	6 by Iowa State.....	9-11-99
5.	7 by LSU.....	1-1-14
	7 by Indiana.....	10-11-14
	7 by Northwestern.....	10-27-12
	7 by Syracuse.....	9-8-07
	7 by Buffalo.....	9-6-03
10.	8 by Nebraska.....	11-23-12
	8 by Ball State.....	9-26-10
12.	9 by Minnesota.....	10-28-17
	9 by Northwestern.....	11-1-14
	9 by Maine.....	8-30-08
	9 by Penn State.....	11-13-04
	9 by Minnesota.....	10-23-04

MOST PASSING YARDS

1.	426 vs. Indiana.....	10-23-99
2.	399 vs. Pittsburgh.....	9-17-11
3.	380 vs. Indiana.....	9-30-00
4.	377 vs. Minnesota.....	11-19-05
5.	364 at Minnesota.....	11-18-06
6.	357 vs. Purdue.....	10-8-05

FEWEST PASSING YARDS ALLOWED

1.	12 vs. Georgia Tech.....	1-5-10
2.	47 vs. Rutgers.....	9-7-19
	47 vs. Maryland.....	10-20-18
4.	54 vs. Northern Illinois.....	9-1-12
5.	56 vs. Ball State.....	9-26-10
6.	58 vs. Buffalo.....	9-6-03
7.	63 vs. Nebraska.....	11-23-12
8.	72 at Purdue.....	9-27-14
9.	73 vs. Minnesota.....	11-20-04
10.	74 vs. Maryland.....	10-31-15
11.	75 vs. Northwestern.....	11-1-14
12.	79 vs. Syracuse.....	9-8-07
13.	82 at Illinois.....	11-17-18

MOST TOTAL OFFENSE

1.	644 vs. Middle Tennessee.....	9-28-19
2.	613 vs. Minnesota.....	11-19-05
3.	602 vs. Northwestern.....	11-10-01
4.	593 vs. Akron.....	8-31-02
5.	587 at Illinois.....	11-23-12
6.	562 vs. Ball State.....	9-26-10
7.	552 vs. Indiana.....	10-23-99
8.	546 at Minnesota.....	11-18-06
9.	545 vs. Northern Iowa.....	9-15-18

FEWEST TOTAL YARDS ALLOWED

1.	103 vs. Syracuse.....	9-8-07
2.	110 vs. Kent State.....	9-4-04
3.	112 vs. Ball State.....	9-26-10
4.	115 vs. Maryland.....	10-20-18
5.	125 vs. Rutgers.....	9-7-19
6.	134 at Minnesota.....	11-22-08
7.	144 vs. Montana.....	9-2-06
	144 vs. Ball State.....	9-3-05

PUNTING AVERAGE (MIN. OF 4)

1.	53.0 at Northwestern.....	10-21-17
2.	51.5 vs. Western Michigan.....	9-9-00
3.	51.0 vs. Arizona.....	9-19-09
4.	50.2 vs. Penn State.....	11-4-00
5.	50.0 vs. Wisconsin.....	11-13-99
6.	49.2 vs. LSU.....	1-1-05
7.	49.0 vs. Northwestern.....	10-31-20
	49.0 vs. Miami (Ohio).....	9-7-02

MOST TIME OF POSSESSION

1.	41:53 vs. Kent State.....	9-4-04
2.	40:55 vs. Maryland.....	10-20-18
3.	40:45 vs. North Texas.....	9-16-17
4.	38:42 vs. Northern Illinois.....	9-1-12
5.	38:27 vs. Michigan.....	10-26-02
6.	38:18 vs. Missouri State.....	9-7-13
7.	38:07 at Indiana.....	10-11-08
8.	38:03 at Iowa State.....	9-14-13
9.	37:56 vs. Arizona.....	9-19-09
10.	37:38 vs. Rutgers.....	9-7-19
11.	37:37 at Minnesota.....	11-22-08
12.	37:36 vs. Nebraska.....	11-28-14

Bold denotes 2020





IOWA FOOTBALL

IOWA (0-1, 0-1) at PURDUE (1-0, 1-0)
SATURDAY, OCT. 24, 2020 -- ROSS-ADE STADIUM

	1	2	3	4	FINAL
IOWA	0	17	0	3	20
PURDUE	7	7	0	10	24

ATTENDANCE: 900
TEMPERATURE: 52 DEGREES
TIME OF GAME: 3 HOURS, 21 MINUTES

IOWA NOTES

QB Spencer Petras finished the game with 265 yards passing, the most by a Hawkeye quarterback in his first career start since Jon Beutjer in 2000 (380). Petras started the game 1-for-6 with three passing yards, and finished the first half completing 13 of his 15 throws for 171 yards. He was 14-of-21 in the first half for 174 yards passing. He added one rushing touchdown.

QB Spencer Petras is the fifth Hawkeye quarterback in the Ferentz era to make his first career start on opening day (Petras, Stanley, Rudock, Tate, Chandler).

QB Spencer Petras scored Iowa's first touchdown of the season, a 1-yard touchdown rush. It is his second career rushing touchdown.

TE Sam LaPorta led Iowa with a career-high 71 receiving yards.

RB Tyler Goodson tied his career-high with five receptions. His 40-yard reception was a career long.

FS Jack Koerner led Iowa with 13 tackles, tying a career high. DB Riley Moss added a career high seven tackles. DT Daviyon Nixon (7) and CB Julius Brents (4) also tied their career best in tackles.

LB Barrington Wade had a career-high five tackles and added his first career sack (9 yards) and interception (9 yards).

Iowa had 460 yards total offense, its highest total in a Big Ten game since 2018 against Indiana (479).

Purdue scored first, marking the first time since Nov. 9, 2019 (vs. Wisconsin) that Iowa trailed in a game. The Hawkeyes ended 2019 on a four-game winning streak and did not trail in any of those four games.

Iowa won the toss and elected to receive. The Hawkeyes have played 267 games under head coach Kirk Ferentz. Iowa has opened the game on offense 201 times (126-75). The Hawkeyes have opened the game on defense 66 times (36-30).

The Hawkeyes host Northwestern on Oct. 31 at Kinnick Stadium. Kickoff is at 2:30 p.m. (CT). The game is televised on ESPN.

SCORING SUMMARY

First Quarter

PU -- David Bell, 9-yard pass from O'Connell (Dellinger kick)

Second Quarter

IA -- Spencer Petras, 1-yard touchdown rush (Duncan kick)

IA -- Mekhi Sargent, 1-yard touchdown rush (Duncan kick)

PU -- David Bell, 11-yard pass from O'Connell (Dellinger kick)

IA -- Keith Duncan, 27-yard field goal

Fourth Quarter

IA -- Keith Duncan, 33-yard field goal

PU -- J.D. Dellinger, 29-yard field goal

PU -- David Bell, 6-yard touchdown (Dellinger kick)

TEAM STATS

IOWA	TEAM STATS	PURDUE
19	First Downs	24
36-195	Rushes-Yards	27-104
265	Passing Yards	282
22-39-0	Com-Att-Int	31-50-2
75-460	Total Offense	77-386
6-44.2	Punts-Avg.	6-47.5
3-2	Fumbles-Lost	0-0
10-100	Penalties-Yards	43-21
29:49	Possession Time	30:11

INDIVIDUAL LEADERS

RUSHING:

IOWA: Goodson 16-77; Sargent 11-71, 1 TD; Kelly-Martin 4-29
PU: Horvath 21-129

PASSING:

IOWA: Petras 22-39-265, 0 TD, 0 INT
PU: O'Connell 31-50-282, 3 TD, 0 INT

RECEIVING:

IOWA: LaPorta 5-71; Goodson 5-59; Rigaini 4-61
PU: Bell 13-121, 3TD; Milton 7-85;

TACKLES:

IOWA: Koerner 13; Nieman 8; Moss 7; Nixon 7
PU: Alexander 10; Trice 7



IOWA FOOTBALL

NORTHWESTERN (2-0, 2-0) at IOWA (0-2, 0-2)

SATURDAY, OCT. 31, 2020 -- KINNICK STADIUM

	1	2	3	4	FINAL
NORTHWESTERN	0	14	7	0	21
IOWA	17	3	0	0	20

ATTENDANCE: 1,432

TEMPERATURE: 61 DEGREES

TIME OF GAME: 3 HOURS, 16 MINUTES

IOWA NOTES

DT Daviyon Nixon set career highs with 11 tackles and 3.0 tackles for loss. He set a then-career high with 7 tackles Week 1. Through two games, he has 18 tackles, 5.5 tackles for loss, and 2.0 sacks.

WR Ihmir Smith-Marsette set a career high with seven receptions. He had 84 yards receiving to move past Bill Schultz and Dallas Clark in career receiving yards (1,354).

QB Spencer Petras threw his first career touchdown, a 7-yard toss to WR Brandon Smith in the first quarter. Petras completed 26 passes on 50 attempts. No Hawkeye since at least 1982 completed more passes or had more attempts in their Kinnick Stadium debut. The 50 attempts are the most by a Hawkeye quarterback since Jake Rudock threw 56 times against Maryland in 2014. The 26 attempts are the most by a Hawkeye quarterback since Nate Stanley completed 27 passes against Northwestern in 2018.

K Keith Duncan scored eight points today to move past Mark Weisman for 11th all-time in career scoring (200). He connect on field goals of 22 and 47 yards, and has made nine consecutive field goal attempts.

LB Seth Benson had a game and career-high 13 tackles in his first career start. Rily Moss (9) and Zach VanValkenburg (7) also had career highs in tackles.

FS Jack Koerner intercepted a pass in the fourth quarter, his first of the season and second of his career.

TE Sam LaPorta matched his career high with six receptions.

The Hawkeyes' last eight losses have been one-possession games. Those eight losses have been by a combined 30 points.

Iowa had won five straight games when recovering at least two opponent fumbles. Its last loss with two fumble recoveries was against Nebraska in 2012 (L, 13-7).

Iowa won the toss and deferred. The Hawkeyes have played 268 games under head coach Kirk Ferentz. Iowa has opened the game on offense 201 times (126-75). The Hawkeyes have opened the game on defense 67 times (36-31).

SCORING SUMMARY

First Quarter

IA -- Brandon Smith, 7-yard pass from Petras (Duncan kick)
IA -- Tyler Goodson, 15-yard touchdown rush (Duncan kick)
IA -- Keith Duncan, 22-yard field goal

Second Quarter

NU -- Kyric McGowan, 3-yard touchdown rush (Kuhbänder kick)
IA -- Keith Duncan, 47-yard field goal
NU -- Jesse Brown, 1-yard touchdown rush (Kuhbänder kick)

Third Quarter

NU -- Jesse Brown, 2-yard touchdown rush (Kuhbänder kick)

TEAM STATS

NORTHWESTERN	TEAM STATS	IOWA
18	First Downs	20
60-143	Rushes-Yards	23-77
130	Passing Yards	216
11-18-1	Com-Att-Int	26-51-3
78-273	Total Offense	74-293
6-41.7	Punts-Avg.	4-196
3-2	Fumbles-Lost	0-0
6-45	Penalties-Yards	3-20
33:33	Possession Time	26:27

INDIVIDUAL LEADERS

RUSHING:

NU: Isaih Bowser 25-85; Ramsey 12-26; Brown 10-21 2 TD
IOWA: Goodson 13-43; Sargent 4-20; Petras 5-14

PASSING:

NU: Ramsey 11-18-130, 0 TD, 1 INT
IOWA: Petras 26-50-3, 1 TD, 3 INT

RECEIVING:

NU: McGowan 5-63; Chiaokhiao 4-37
IOWA: Smith-Marsette 7-84; LaPorta 6-46; Smith 3-19 1 TD

TACKLES:

NU: Bergin 12; Fisher 11; Gallagher 11
IOWA: Benson 13; Nixon 11; Niemann 10



IOWA FOOTBALL

MICHIGAN STATE (1-2, 1-2) at IOWA (1-2, 1-2)

SATURDAY, NOV. 7, 2020 -- KINNICK STADIUM

	1	2	3	4	FINAL
MICHIGAN STATE	0	0	7	0	7
IOWA	14	21	7	7	49

ATTENDANCE: 1,441

TEMPERATURE: 66 DEGREES

TIME OF GAME: 3 HOURS, 20 MINUTES

IOWA NOTES

Kirk Ferentz won his 163rd game as a member of the Big Ten Conference, passing Joe Paterno for fourth all-time in league history. Ferentz is one of five coaches in Big Ten Conference history to win at least 150 games as a member of the Big Ten Conference. The top five includes Woody Hayes (202), Amos Alonzo Stagg (199), Bo Schembechler (194), Kirk Ferentz (163) and Joe Paterno (162).

RB Tyler Goodson rushed for 113 yards. His 71-yard rush in the third quarter is a career long and pushed him over the 100 yard mark, his second career 100-yard rushing game. had two rushing touchdowns today (3, 9). It is his first career multi-touchdown game. Goodson has started the last seven games at running back. He has seven rushing touchdowns over the last seven games.

DB Riley Moss's 54-yard interception return for a touchdown was Iowa's first interception return for a touchdown since the 2019 Holiday Bowl (Nick Niemann). Iowa has at least one pick-six in 13 consecutive seasons, and at least one interception returned for a touchdown in 18 of the last 20 seasons.

WR Charlie Jones returned a punt 54 yards for a touchdown in the second quarter. It is his first career punt return for a touchdown, and Iowa's first since 2018 (Kyle Groenenweg, 61 yards at Illinois). Jones had a then career-best 31-yard punt return in the second quarter to set up Iowa's third touchdown drive.

WR Charlie Jones had 105 punt return yards on five returns (21.0 avg.). In all of 2019, Iowa returned 15 punts for 121 yards (8.1 avg.).

P Tory Taylor averaged 45.9 yards on seven punts, including a career-long 61 yard punt in the second quarter. He had two punts of 50-plus yards and five punts downed inside the 20. Taylor entered the game leading the Big Ten with 46.1 yards per punt.

Iowa scored 49 points today, the most in series history. It is the third time in the series Iowa top 40 points (44 in 2002, 41 in 1980). The 49 points scored are the most by the Hawkeyes at Kinnick Stadium since defeating Ohio State, 55-24 in 2017,

Iowa had three interceptions (Jack Koerner, Barrington Wade, Riley Moss), its first three-interception game since 2018 at Illinois. Iowa has at least one interception in the last 10 games. Iowa has 14 interceptions over the last 10 games, and 59 interceptions since 2017.

Iowa returned a punt and interception for a touchdown in the same game for the first time since 2014 vs. Nebraska (Lowdermilk 17-yard INT, Drew Ott 12-yard punt).

The Hawkeyes scored a touchdown on offense, defense and special teams for the second time in the last four games (USC at 2019 Holiday Bowl).

SCORING SUMMARY

First Quarter

IA -- Tyler Goodson, 3-yard touchdown rush (Duncan kick)
IA -- Brandon Smith, 14-yard pass from Petras (Duncan kick)

Second Quarter

IA -- Tyler Goodson, 9-yard touchdown rush (Duncan kick)
IA -- Charlie Jones, 54-yard punt return (Duncan kick)
IA -- Riley Moss, 54-yard interception return (Duncan kick)

Third Quarter

MSU -- Tyler Hunt, 1-yard touchdown rush (Coghlin kick)
IA -- Mekhi Sargent, 2-yard touchdown rush (Duncan kick)

Fourth Quarter

IA -- Mekhi Sargent, 6-yard touchdown rush (Duncan kick)

TEAM STATS

MICHIGAN STATE	TEAM STATS	IOWA
10	First Downs	19
32-59	Rushes-Yards	226
227	Passing Yards	179
17-38-3	Com-Att-Int	16-29-0
70-286	Total Offense	70-405
10-40.5	Punts-Avg.	7-45.9
1-0	Fumbles-Lost	1-0
8-55	Penalties-Yards	6-35
27:55	Possession Time	32:05

INDIVIDUAL LEADERS

RUSHING:

MSU: Simmons 9-34; Wright 5-15
IOWA: Goodson 14-113, 2 TD; Jones 2-38; Sargent 9-31

PASSING:

MSU: Lombardi 17-37-227 0 TD, 3 INT
IOWA: Petras 15-27-167, 1 TD

RECEIVING:

MSU: Nailor 4-119; Gillison 3-26
IOWA: Tracy 4-38; Smith 3-35 1 TD; Ragaini 3-32

TACKLES:

MSU: Dowell 7; Henderson 6; Harvey 5; Kline 5
IOWA: Benson 8; Niemann 7; Golston 6



IOWA FOOTBALL

33 Bowl Games

11 Big Ten Championships

28 Consensus All-Americans

14 CFB Hall of Fame Inductees

Offense

Pos.No.	Name	Ht.	Wt.	Yr.	Hometown (Previous School)
WR..... 12	** Brandon Smith ^	6-2	215	Sr.	Lake Cormorant, Miss. (Lake Cormorant)
3	* Tyrone Tracy, Jr.	5-11	203	So.	Camby, Ind. (Decatur Central)
TE..... 84	* Sam LaPorta ^	6-4	249	So.	Highland, Ill. (Highland)
42	*** Shaun Beyer	6-5	248	Sr.	Shellsburg, Iowa (Cedar Rapids Kennedy)
LT 77	*** Alaric Jackson	6-6	315	Sr.	Detroit, Mich. (Renaissance)
79	* Jack Plumb	6-7	293	So.	Green Bay, Wis. (Bay Port)
LG 73	* Cody Ince	6-4	285	So.	Balsa Lake, Wis. (Unity)
78	Mason Richman ^	6-6	289	Fr.	Leawood, Kan. (Blue Valley)
C 65	* Tyler Linderbaum	6-3	289	So.	Solon, Iowa (Solon)
63	Justin Britt	6-3	293	#Fr.	Indianapolis, Ind. (Warren Central)
RG 61	*** Cole Banwart	6-4	296	Sr.	Ottosen, Iowa (Algona)
76	Tyler Elsbury ^	6-5	302	Fr.	Byron, Ill. (Byron)
RT..... 71	** Mark Kallenberger	6-5	290	Jr.	Bettendorf, Iowa (Bettendorf)
56	Nick DeJong	6-6	296	#Fr.	Pella, Iowa (Pella)
WR..... 6	*** Ihmir Smith-Marsette ^	6-1	179	Sr.	Newark, N.J. (Weequahic)
89	* Nico Ragaini	6-0	193	So.	East Haven, Conn. (Avon Old Farms Prep)
QB..... 7	Spencer Petras	6-5	231	So.	San Rafael, Calif. (Marin Catholic)
8	Alex Padilla	6-1	198	#Fr.	Greenwood Village, Co. (Cherry Creek)
RB 15	* Tyler Goodson ^	5-10	200	So.	Suwanee, Ga. (North Gwinnett)
10	** Mekhi Sargent	5-9	209	Sr.	Key West, Fla. (Key West/Iowa Western)
21	** Ivory Kelly-Martin	5-10	204	Jr.	Plainfield, Ill. (Oswego East)
FB..... 38	* Monte Pottebaum	6-1	244	So.	Larchwood, Iowa (West Lyon)
40	Turner Pallissard	6-0	248	So.	Frankfort, Ill. (Lincoln-Way East)
PK 3	** Keith Duncan	5-10	179	Sr.	Weddington, N.C. (Weddington)
10	* Caleb Shudak	5-8	178	Sr.	Council Bluffs, Iowa (Lewis Central)

Defense

Pos.No.	Name	Ht.	Wt.	Yr.	Hometown (Previous School)
LE 57	** Chauncey Golston	6-5	270	Sr.	Detroit, Mich. (East English Village)
13	* Joe Evans	6-2	248	So.	Ames, Iowa (Ames)
LT 54	* Daviyon Nixon	6-3	305	Jr.	Kenosha, Wis. (Indian Trail/Iowa Western)
99	* Noah Shannon	6-0	288	So.	Aurora, Ill. (Oswego)
RT..... 96	Jack Heflin	6-4	312	Sr.	Prophetstown, Ill. (Eric-Prophetstown/Northern Ill.)
66	* Dalles Jacobus	6-0	294	Sr.	Palo, Iowa (Cedar Rapids Kennedy)
RE 97	* Zach VanValkenburg	6-4	270	Sr.	Zeeland, Mich. (Zeeland West)
92	* John Waggoner	6-5	271	So.	Des Moines, Iowa (Dowling)
Leo/Cash.... 35	** Barrington Wade	6-1	236	Sr.	Skokie, Ill. (Niles North)
4	* Dane Belton ^	6-1	205	So.	Tampa Fla. (Jesuit)
MLB 44	* Seth Benson	6-0	231	So.	Sioux Falls, S.D. (Washington)
31	* Jack Campbell ^	6-5	243	So.	Cedar Falls, Iowa (Cedar Falls)
WLB 49	*** Nick Niemann	6-4	233	Sr.	Sycamore, Ill. (Sycamore)
5	Jestin Jacobs	6-4	235	#Fr.	Englewood, Ohio (Northmont)
LC..... 8	*** Matt Hankins ^	6-0	180	Sr.	Lewisville, Tex. (Marcus)
20	* Julius Brents	6-3	204	So.	Indianapolis, Ind. (Warren Central)
SS..... 26	* Kaevon Merriweather	6-0	205	So.	Belleville, Mich. (Belleville)
4	* Dane Belton ^	6-1	205	So.	Tapa Fla. (Jesuit)
FS..... 28	** Jack Koerner	6-0	205	Jr.	Des Moines, Iowa (Dowling)
30	Quinn Schulte	6-1	197	#Fr.	Cedar Rapids, Iowa (Xavier)
RC 33	** Riley Moss ^	6-1	191	Jr.	Ankeny, Iowa (Centennial)
22	* Terry Roberts	5-10	177	So.	Erie, Pa. (Cathedral Prep)
PT..... 9	Tory Taylor ^	6-4	225	Fr.	Melbourne, Australia (Haileybury College)
2	Ryan Gersonde	6-4	194	Jr.	Milwaukee, Wis. (Marquette)

Punt Returns: 16 Charlie Jones

Kickoff Returns: 6 Ihmir Smith-Marsette

Deep Snaps: 18 Austin Spiewak

Holder: 2 Ryan Gersonde

* -- Letters won ^ -- Redshirt year still available

- - Indicates redshirt freshman





IOWA FOOTBALL

2020 Numerical Roster

No.	Name	Pos.	No.	Name	Pos.	No.	Name	Pos.
1	Aaron Blom	K	27	Jermari Harris	DB	58	Taylor Fox	DL
1	Nolan Donald	WR	27	Jack Johnson	WR	60	Noah Fenske	OL
2	Ryan Gersonde	P	28	** Jack Koerner	DB	61	*** Cole Banwart	OL
2	Deuce Hogan	QB	28	Isaiah Wagner	WR	63	Justin Britt	OL
3	** Keith Duncan	PK	29	Sebastian Castro	DB	64	* Kyler Schott	OL
3	* Tyrone Tracy, Jr.	WR	29	Jackson Ritter	WR	65	* Tyler Linderbaum	OL
4	* Dane Belton ^	DB	30	Quinn Schulte	DB	66	* Dalles Jacobus	DL
4	Leshon Williams	RB	31	* Jack Campbell ^	LB	69	Tyler Endres	OL
5	Jestin Jacobs	LB	32	Johnny Plewa	FB	71	** Mark Kallenberger	OL
6	*** Ihmir Smith-Marsette ^	WR	33	** Riley Moss ^	DB	73	* Cody Ince	OL
7	Reggie Bracy	DB	34	Jay Higgins	LB	74	* Austin Schulte	DL
7	Spencer Petras	QB	35	** Barrington Wade	LB	75	Josh Volk	OL
8	*** Matt Hankins ^	DB	36	Mike Timm	LB	76	Tyler Elsbury	OL
8	Alex Padilla	QB	37	Kyler Fisher	DB	77	*** Alaric Jackson	OL
9	Jack Combs	WR	38	* Monte Pottebaum	FB	78	Mason Richman	OL
9	Tory Taylor	P	40	Turner Pallissard	FB	79	* Jack Plumb	OL
10	** Mekhi Sargent	RB	40	Josef Smith	LB	80	Josiah Miamen	TE
10	* Caleb Shudak	PK	41	Colton Dinsdale	FB	81	Desmond Hutson	WR
11	Connor Kapisak	QB	42	*** Shaun Beyer	TE	83	Alec Kritta	WR
11	AJ Lawson	DB	43	Matt Lorbeck ^	DL	84	* Sam LaPorta ^	TE
12	** Brandon Smith ^	WR	44	* Seth Benson	LB	85	Luke Lachey	TE
13	* Joe Evans	DE	45	Deontae Craig	DL	85	Logan Lee	DL
13	** Henry Marchese	DB	45	Nick Phelps	P	86	Tommy Kujawa	TE
14	Quavon Matthews	WR	46	Logan Klemp	LB	86	Jameson Witte	DL
15	Dallas Craddieth	DB	47	Nick Anderson	LB	87	Elijah Yelverton	TE
15	* Tyler Goodson ^	RB	47	Andrew Wilson	TE	88	Isaiah Bruce	DL
16	Charlie Jones	WR	48	Ethan Hurkett	DL	88	Jackson Frericks	TE
17	Brenden Deasfernanades	DB	48	Bryce Schulte	TE	89	* Nico Ragaini	WR
17	Wyatt Wegener	WR	49	*** Nick Niemann	LB	91	Lukas Van Ness	DL
18	Austin Spiewak	LS	50	Zach Kluver	LS	92	* John Waggoner	DL
18	Diante Vines	WR	50	Louie Stec	DT	93	Jake Karchinski	DL
19	** Max Cooper ^	WR	51	Coy Cronk	OL	94	Yahya Black	DL
20	* Julius Brents	DB	52	Asher Fahey	OL	95	Logan Jones	DL
20	Keontae Lockett	RB	53	Spencer Daufeldt	DL	96	Lucas Amaya	K
21	Thomas Hartlieb	DB	54	Matt Fagan	OL	96	Jack Heflin	DL
21	** Ivory Kelly-Martin	RB	54	* Daviyon Nixon	DT	97	Liam Reardon	LS
22	* Terry Roberts	DB	55	Luke Empen	OL	97	* Zach VanValkenburg	DL
25	Gavin Williams	RB	56	Nick DeJong	OL	98	Chris Reames	DL
26	Jamison Heinz	WR	57	** Chauncey Golston	DL	99	* Noah Shannon	DL
26	* Kaevon Merriweather	DB	57	Clayton Thurm	OL			

* - - indicates letters won