



# IOWA FOOTBALL

## IOWA HAWKEYES (0-2, 0-2)

10/24	at Purdue*	L, 20-24
10/31	Northwestern*	L, 20-21
11/7	<b>Michigan State*</b>	<b>11 a.m./ESPN</b>
11/13	at Minnesota*	6 p.m./FS1
11/21	at Penn State*	TBD
11/27	Nebraska*	TBA/FOX/FS1
12/5	at Illinois*	TBD
12/12	Wisconsin*	TBD
12/19	Big Ten Championship Week	

\* -- Big Ten Conference Game

## MICHIGAN STATE SPARTANS (1-1, 1-1)

10/24	Rutgers*	L, 27-38
10/31	at 13 Michigan*	W, 27-24
11/7	<b>at Iowa</b>	<b>11 a.m. /ESPN</b>
11/14	Indiana	11 a.m./ESPN/ABC
11/21	at Maryland	TBD
11/28	Northwestern	TBD
12/5	Ohio State	TBD
12/12	at Penn State	TBD
12/19	Big Ten Championship Week	

\* -- Big Ten Conference Game

## BIG TEN STANDINGS

### WEST DIVISION

Team	Big Ten	Pct.	Overall	Pct
Northwestern	2-0	1.000	2-0	1.000
Purdue	2-0	1.000	2-0	1.000
Wisconsin	1-0	1.000	1-0	1.000
Nebraska	0-1	.000	0-1	.000
<b>IOWA</b>	<b>0-2</b>	<b>.000</b>	<b>0-2</b>	<b>.000</b>
Illinois	0-2	.000	0-2	.000
Minnesota	0-2	.000	0-2	.000

### EAST DIVISION

Team	Big Ten	Pct.	Overall	Pct.
Indiana	2-0	1.000	2-0	1.000
Ohio State	2-0	1.000	2-0	1.000
Rutgers	1-1	.500	1-1	.500
Maryland	1-1	.500	1-1	.500
Michigan	1-1	.500	1-1	.500
Michigan State	1-1	.500	1-1	.500
Penn State	0-2	.000	0-2	.000

## IOWA vs. MICHIGAN STATE



### IOWA HAWKEYES

**Record:** 0-2, 0-2  
**AP Ranking:** NR  
**Coaches Ranking:** NR  
**Head Coach:** Kirk Ferentz  
**Alma Mater:** Connecticut  
**Overall Record:** 174-127 (25th yr)  
**Record at Iowa:** 162-106 (22nd yr)



### MICHIGAN STATE SPARTANS

**Record:** 1-1, 1-1  
**AP Ranking:** RV  
**Coaches Ranking:** RV  
**Head Coach:** Mel Tucker  
**Alma Mater:** Wisconsin  
**Overall Record:** 6-8 (2nd yr)  
**Record at School:** 1-1 (1st yr)

### THE SETTING

**Date:** Saturday, Nov. 7, 2020  
**Location:** Iowa City, Iowa  
**Stadium:** Kinnick Stadium (69,250)  
**Surface:** Field Turf  
**Kickoff:** 11 a.m. (CT)  
**Series:** Iowa leads, 23-22-2  
**TV:** ESPN  
*Bob Wischusen, play-by-play*  
*Dan Orlovsky, analyst*  
*Paul Carcaterra, reporter*  
**Radio:** Hawkeye Radio Network, KRUI  
*Gary Dolphin, play-by-play*  
*Ed Podolak, color analyst*  
*Rob Brooks, sideline reporter*  
**Live Audio:** [hawkeyesports.com](http://hawkeyesports.com) (Hawkeye All-Access)  
**Live Stats:** [hawkeyesports.com](http://hawkeyesports.com)  
**Twitter:** @TheIowaHawkeyes / @IowaFBLive  
**Satellite Radio:** Sirius Channel 108; XM Channel 210



- Kirk Ferentz's 162 wins in all games coached as a member of the Big Ten Conference tie Joe Paterno for 4th all-time in league history. He is one of 5 coaches in B1G history to win at least 150 games as a member of the conference. The top five includes Woody Hayes (202), Amos Alonzo Stagg (199), Bo Schembechler (194), Joe Paterno (162), and Ferentz (162).
- DT Daviyon Nixon leads the country in tackles-for-loss per game with 2.75. Nixon has 5.5 tackles for loss, the most in the Big Ten. He has 18 tackles, tied for the most on the team and more than any other Big Ten defensive linemen.
- P Tory Taylor leads the Big Ten and ranks eighth in the country averaging 46.1 yards per punt. The freshman has downed half of his 10 punts inside the 20. The other five punts have ended in a fair catch with no return. Only one of Taylor's 10 punts has been returned, and it went for minus-eight yards.
- TE Sam LaPorta leads Iowa and all Big Ten tight ends in receptions (11) and receiving yards (117). Only twice since 1992 has a tight end led Iowa in season receiving yards. Alan Cross in 1992 (55-640) and T.J. Hockenson in 2018 (49-760).
- RB Tyler Goodson has started the last six games at running back. He has scored a rushing touchdown in five of those six games. Goodson leads Iowa in rushing attempts (29) and rushing yards (120), and is tied for third on the team with seven receptions.
- K Keith Duncan is Iowa's all-time career leader in field goal percentage (85.7). He has made 42-of-49 career field goal attempts. He is 20-of-20 in his career inside 30 yards, and has made 40 consecutive PATs and nine consecutive field goals.
- QB Spencer Petras has 481 yards passing through two games, the most by an Iowa quarterback since Jake Rudock passed for 572 yards in the opening two games of 2014.
- Three Hawkeyes in three different levels of the defense are tied for the team lead with 18 tackles. FS Jack Koerner, LB Nick Niemann, and DL Daviyon Nixon are tied for the team lead and rank sixth in the Big Ten in tackles.
- Iowa is the fifth youngest team in the country with 71.5 percent of its roster made up of true freshmen (31), redshirt freshmen (30) and sophomores (27). Oregon (73.6), Florida State (72.6), E. Carolina (72.2) and Stanford (71.6) make up the top four.
- Iowa has 56 interceptions since 2017, tied for fourth in the country over the last three-plus years (Alabama, Appalachian State, Louisiana Tech all have 57). The Hawkeyes intercepted two passes in the season opener and one in Week 2.



The 14-week show will air on the following outlets:  
 Mediacom MC 22: Wed., 6 p.m./Fri., 6:30 p.m./Sat., 10 a.m.  
 KCWI Des Moines: Sat., Noon  
 CFU Cedar Falls: Thurs., 7 p.m.  
 KCRG Cedar Rapids: Sunday, 10:35 p.m.  
 KCRG-D2 Cedar Rapids: Wed., 6 p.m. thru Dec. then returns to 7 p.m.  
 KYOU Ottumwa: Sunday, 10 p.m.  
 Big Ten Network: Thurs., 7:30 a.m.



QB




**7 SPENCER PETRAS | SO | 6-5 | 231**  
*San Rafael, California (Marin Catholic)*  
 • 2 career starts/7 career games played  
 • 481 yards passing, most by Iowa QB in opening two games since 2014 (Jake Rudock, 572)  
 • 89 pass attempts leads B1G  
 • 2020 Leadership Group

RB



**15 TYLER GOODSON | SO | 5-10 | 200**  
*Suwanee, Georgia (North Gwinnett)*  
 • 6 career starts/15 career games played  
 • Doak Walker Award preseason watch list  
 • Team leader in rushing yards (120) and attempts (29)  
 • 638 rushing yards led the team in 2019  
 • First frosh to lead the team in rushing in program history

RB




**10 MEKHI SARGENT | SR | 5-9 | 209**  
*Key West, Florida (Key West)*  
 • 12 career starts/28 career games played  
 • Doak Walker Award preseason watch list  
 • 6.1 yards per carry ranks eighth in B1G  
 • Second on the team in rushing yards (563) in '19  
 • 1,399 career rushing yards ranks 29th all-time

LT




**77 ALARIC JACKSON | SR | 6-6 | 315**  
*Detroit, Michigan (Renaissance)*  
 • 36 career starts/36 career games played  
 • 36 career starts, all at LT  
 • Outland Trophy Preseason Watch List  
 • Pre-season first-team AA (Pick Six Previews)  
 • Second-team preseason AA (Athlon)

LG



**61 COLE BANWART | JR | 6-4 | 296**  
*Ottosen, Iowa (Algona)*  
 • 11 career starts/20 career games played  
 • 2020 Leadership Group  
 • Injured in Week 5 of '19, missed remainder of season  
 • In 2018, started Weeks 1-2, 9-13 at RG  
 • Redshirted in 2016

C



**65 TYLER LINDERBAUM | SO | 6-3 | 288**  
*Solon, Iowa (Solon)*  
 • 15 career starts/16 career games played  
 • Rimington Award preseason watch list  
 • 15 straight starts at center  
 • First freshman to start at C since '06 (Raphael Eubanks)  
 • Moved from DL to OL following 2018 regular season

RG




**64 KYLER SCHOTT | SO | 6-2 | 293**  
*Coggon, Iowa (North Linn)*  
 • 9 career starts/11 career games played  
 • Started the last seven games  
 • Appeared in one game (3 snaps) in 2018  
 • Redshirted in 2017 after joining team as a walk-on  
 • Criminology, law and justice major

RT



**51 COY CRONK | SR | 6-5 | 305**  
*Lafayette, Indiana (Central Catholic/Indiana)*  
 • 2 career starts/2 career game played at Iowa  
 • 40 career starts (all at LT) from 2016-19 at Indiana  
 • Outland Trophy preseason watch list  
 • Joined Iowa in 2020 as Graduate Transfer from Indiana  
 • Injured Week 4 at Indiana in '19, redshirted

WR



**12 BRANDON SMITH | SR | 6-2 | 215**  
*Lake Cormorant, Mississippi (Lake Cormorant)*  
 • 21 career starts/36 career games played  
 • 7-yard TD reception Week 2 (Iowa's only rec. TD in '20)  
 • 6 receptions, 53 yards in '20  
 • 8 career TD, 2 in '18; 5 in '19; 1 in '20  
 • State champion high jumper in Mississippi (6' 6")

WR



**3 TYRONE TRACY, JR. | SO | 5-11 | 203**  
*Camby, Indiana (Decatur Central)*  
 • 8 career starts/19 career games played  
 • 4 receptions, 52 yards in 2020 (13.0 avg. leads team)  
 • 36 rec., 589 yds (second on team), 3 TDs in '19  
 • Career-high 130 receiving yards at Wisconsin in '19  
 • 75-yard TD at WISC was longest scrimmage play of 2019

WR



**89 NICO RAGAINI | SO | 6-0 | 193**  
*East Haven, Conn. (Notre Dame/Avon Old Farms Prep)*  
 • 4 career starts/18 career games played  
 • 7 rec. (T-2nd on the team), 77 rec. yards (3rd on team)  
 • 46 receptions led team in '19  
 • Tied for third on team with 439 receiving yards in '19  
 • Career-high 7 catches and 55 yards vs. PSU in '19

WR




**16 CHARLIE JONES | JR | 6-0 | 187**  
*Deerfield, Illinois (Deerfield)*  
 • 0 career starts/2 career games played  
 • Primary punt returner  
 • 5 returns, 45 yards  
 • Joined program as a walk-on in 2019  
 • Transferred from Buffalo, where he was WR and return specialist

FB




**38 MONTE POTTEBAUM | SO | 6-1 | 244**  
*Larchwood, Iowa (West Lyon)*  
 • 0 career starts/14 career games played  
 • Moved to FB from LB in '19 fall camp  
 • 1 reception, 17 yards Week 1 (first career reception)  
 • 2 career rushing attempts  
 • Redshirted in '18 as a walk-on

TE



**84 SAM LAPORTA | SO | 6-4 | 249**  
*Highland, Illinois (Highland)*  
 • 3 career start/14 career games played  
 • John Mackey Award preseason watch list  
 • Team-high 11 receptions, most by B1G TE  
 • Team-high 117 receiving yards  
 • 1 of 8 true freshmen to see action in 2019

TE



**42 SHAUN BEYER | JR | 6-5 | 179**  
*Shellsburg, Iowa (Cedar Rapids Kennedy)*  
 • 9 career starts/30 career games played  
 • 2 reception, 3 yards in '20  
 • 9 career receptions, 120 yards  
 • Moved from WR to TE following 2016 regular season  
 • Three-time Academic All-Big Ten

K



**3 KEITH DUNCAN | SR | 5-10 | 180**  
*Weddington, North Carolina (Weddington)*  
 • 2020 Lou Groza Award preseason watch list  
 • 7-time preseason All-American  
 • Has made 40 consecutive PATs, and nine straight field goals  
 • Iowa's all-time leader in FG percentage (42-49, 85.7%)  
 • '19 Consensus All-American, Lou Groza Award finalist




DE



**57 CHAUNCEY GOLSTON | SR | 6-5 | 270**  
*Detroit, Michigan (East English Village Prep)*

- 15 career starts/40 career games played
- Bronko Nagurski, Lott IMPACT preseason watch list
- 10 tackles, 1.5 TFL (7 yards), 0.5 sacks (3 yards)
- 1 pass breakup, 1 quarterback hurry
- 3 fumble recoveries in '19, sixth nationally

DT



**54 DAVIYON NIXON | JR | 6-3 | 305**  
*Kenosha, Wisconsin (Indian Trail/Iowa Western)*

- 3 career starts/15 career games played
- Tied team-high 18 tackles, most among Big Ten DL
- 5.5 TFL (32 yards) leads B1G, 2.0 sacks (20) ranks 4th
- Career high tackles Week 1 (7) and Week 2 (11)
- 36 career tackles entering 2020

DL



**96 JACK HEFLIN | SR | 6-4 | 312**  
*Prophetstown, Illinois (Erie-Prophetstown/NIU)*

- 2 career starts/2 career games played (at Iowa)
- Joined Iowa in '20 as grad transfer from No. Illinois
- Tied career-high 7 tackles Week 2 (most as a Hawkeye)
- '19 HM All-American (Football Pro Focus)
- Second-team All-MAC by league coaches in '19


DE



**97 ZACH VANVALKENBURG | SR | 6-4 | 270**  
*Zeeland, Michigan (Zeeland West)*

- 2 career starts/13 career games played
- Career-high 7 tackles Week 2/1 FF, 1 FR
- Played 2017-18 at Hillsdale College (Division II)
- Midwest Athletics Conference D-Lineman of the Year in '18
- Interdisciplinary Studies major


LB



**49 NICK NIEMANN | SR | 6-4 | 233**  
*Sycamore, Illinois (Sycamore)*

- 15 career starts/39 career games played
- 18 tackles ties for team lead
- Matched career-high w/10 tackles Week 2 vs. NU
- Son of Hawkeye assistant coach Jay Niemann
- Brother of former Hawkeye LB Ben Niemann (Chiefs)

LB



**44 SETH BENSON | SO | 6-0 | 231**  
*Sioux Falls, South Dakota (Washington)*

- 1 career start/17 career games played
- First career start Week 2, career-high 13 tackles
- 11 career tackles entering the season
- 2020 Leadership Group
- 2019 Academic All-Big Ten

LB



**35 BARRINGTON WADE | SR | 6-1 | 236**  
*Skokie, Illinois (Niles North)*

- 2 career starts/27 career games played
- 2nd career start Week 1
- 5 tackles, first career sack (9) and INT (16) Week 1
- 5 tackles Week 1 were a career high
- Enterprise Leadership major


DL



**99 NOAH SHANNON | SO | 6-0 | 294**  
*Aurora, Illinois (Oswego)*

- 0 career starts/9 career games played
- 4 tackles, 0.5 sacks (5 yards) in 2020
- 8 career tackles, 1 forced fumble, 1 fumble recovery
- Redshirted in 2018, did not see action
- Enterprise Leadership major

DB



**8 MATT HANKINS | SR | 6-0 | 180**  
*Lewisville, Texas (Marcus)*

- 21 career starts/32 career games played
- 8 tackles, 1 INT (9 yards) in 2020
- 58 tackles, 7 breakups, 2 INT in '19
- 135 career tackles, 3 INTs
- Career-high 11 tackles Week 7 vs. Purdue in '19


SS



**4 DANE BELTON | SO | 6-1 | 205**  
*Tampa, Florida (Jesuit)*

- 6 career starts/10 career games played
- 8 tackles, 1 pass break up in 2020
- 2020 Leadership Group
- First career start at Northwestern (5 tackles) in '19
- 25th true freshman (8th DB) in the Ferentz era to start

FS



**28 JACK KOERNER | JR | 6-0 | 205**  
*Des Moines, Iowa (Dowling)*

- 13 career starts/27 career games played
- Tied team-high 18 tackles, most among Big Ten DBs
- Tied career-high 13 tackles Week 1 (1 TFL, 1 yard)
- 2020 Leadership Group
- Two-time Academic All-Big Ten


DB



**33 RILEY MOSS | JR | 6-1 | 190**  
*Ankeny, Iowa (Centennial)*

- 9 career starts/24 career games played
- 16 tackles, 1 pass breakup in 2020
- Career-high 9 tackles Week 2
- 2 interceptions, 3 breakups in '19
- 2 INTs at MINN in first career start (Oct. 6, 2018)

DB



**20 JULIUS BRENTS | SO | 6-2 | 200**  
*Indianapolis, Indiana (Warren Central)*

- 5 career starts/13 career games played
- Tied career high with 4 tackles Week 1 at Purdue
- 2020 Leadership Group
- 1-of-7 true freshmen to start in secondary under Ferentz
- First career INT in first career start at Minnesota in '19

DL



**92 JOHN WAGGONER | SO | 6-5 | 274**  
*Des Moines, Iowa (Dowling)*

- 0 career start/12 career games played
- 1 tackle in 2020
- 4 career tackles, 1 career sack
- 2019 Academic All-Big Ten
- High School teammate of Jack Koerner and Gavin Williams

FS



**26 KAEVON MERRIWEATHER | SO | 6-0 | 220**  
*Belleville, Michigan (Belleville)*

- 2 career start/13 career games played
- Tied career high 5 tackles Week 2 (second career start)
- Redshirted in '19 after seeing action in just two games
- 1 of 12 true freshmen to see action in 2018
- Started 2019 season opener vs. Miami, Ohio

P



**9 TORY TAYLOR | FR | 6-4 | 225**  
*Melbourne, Australia (Haileybury College HS)*

- 2 career games played
- Leads B1G with 46.1 yards per punt
- 10 punts rank 2nd in B1G
- 5 punts inside the 20, only one returned (-8 yards)
- Did not compete as punter in high school

GENERAL INFORMATION

Location: Iowa City, Iowa
Founded: 1847
Enrollment: 30,448
President: Bruce Harreld
Director of Athletics: Gary Barta
Conference: Big Ten (West Division)
Nickname: Hawkeyes
Mascot: Herky
Colors: Black and Gold (PMS 116)
First Year of Football: 1889
All-Time Record: 660-561-39
All-Time Bowl Record: 16-15-1
National Champions: 1921, '22 '56, '58, '60

STADIUM INFORMATION

Stadium: Kinnick Stadium
Opened: 1929
Capacity: 69,250
Playing Surface: Field Turf
All-Time Record: 295-188-15

IOWA COACHES
GAME DAY LOCATIONS

OFFENSE
Brian Ferentz (field) Off. Coord./TE's
Ken O'Keefe (field) Quarterbacks
Derrick Foster (field) Running Backs
Kelton Copeland (booth) Wide Receivers
Tim Polasek (field) Offensive Line
Dylan Chmura (booth) Grad. Assistant
Keeston Terry (field) Grad. Assistant

DEFENSE
Phil Parker (field) Def. Coord./DBs
Kelvin Bell (field) Defensive Line
Jay Niemann (booth) Asst. Defensive Line
Seth Wallace (field) Asst. Def. Coord./LBs
Shane Viilo (booth) Grad. Asst.

SPECIAL TEAMS
LeVar Woods (field) ST Coordinator

UI ATHLETIC COMMUNICATIONS

Office: (319) 335-9411
Director (Contact): Steve Roe
E-Mail: steven-roe@uiowa.edu
Associate (Secondary Contact): Matt Weitzel
E-Mail: matthew-weitzel@uiowa.edu
Associate: Chris Brewer
E-Mail: christopher-brewer@uiowa.edu
Associate: James Allan
E-Mail: james-allan@uiowa.edu
Administrative Assistant: Rhonda Wetjen
E-Mail: rhonda-wetjen@uiowa.edu

Mailing Address:
S300 Carver-Hawkeye Arena
Iowa City, IA 52242-1020

WARMING UP THE ARM

QB Spencer Petras has 481 yards passing through two games, the most by an Iowa quarterback since Jake Rudock passed for 572 yards in the opening two games of 2014. Petras threw for 265 yards Week 1, the most by a Hawkeye quarterback making his first career start since Jon Beutjer in 2000 (380 yards). Petras was the fifth Hawkeye quarterback under Ferentz to make his first career start on opening day. He led the Iowa offense to 460 total yards, its highest total in a Big Ten game since 2018 against Indiana (479).

Petras threw 50 times Week 2 in his Kinnick Stadium debut. The last Iowa quarterback to throw the ball 50 or more times in a game was Jack Rudock, who attempted 56 passes against Maryland in 2014.

Petras has 89 pass attempts through two weeks, the most by any Big Ten quarterback. He entered the season with 11 career pass attempts.

Petras connected with WR Brandon Smith for his first career touchdown, a 7-yards completion Week 2 against Northwestern.

NEW DRIVER, EXPERIENCED WHEELS

Iowa returns its top seven pass catchers from 2019, including wide receivers Nico Ragaini, Brandon Smith, Ihmir Smith-Marsette, and Tyrone Tracy; running backs Tyler Goodson and Mekhi Sargent; and tight end Sam LaPorta. The group combined for 216 receptions, 2,681 yards, and 15 touchdowns. Those numbers include 89 percent of last year's total receptions, 90 percent of last year's receiving yards, and 94 percent of last year's receiving touchdowns.

That group accounts for 43 of Iowa's 48 receptions, and 458 of Iowa's 481 receiving yards.

LAPORTA LEADS ALL PASS CATCHERS

TE Sam LaPorta leads Iowa and all Big Ten tight ends in receptions (11) and receiving yards (117). Only two times since 1992 has a tight end led Iowa in season receiving yards. Alan Cross in 1992 (55-640) and T.J. Hockenson in 2018 (49-760).

Iowa wide receivers account for one-half of the team's 48 receptions. WR Nico Ragaini, WR Brandon Smith, WR Ihmir Smith-Marsette and WR Tyrone Tracy combine for 24 receptions and 266 receiving yards. Smith has the Hawkeyes' lone touchdown reception.

THAT'S NOT A PUNT, THIS IS A PUNT

Melbourne, Australia, native Tory Taylor leads the Big Ten and ranks eighth in the country averaging 46.1 yards per punt. The freshman has downed half of his 10 punts inside the 20. The other five punts have ended in a fair catch with no return. Only one of Taylor's 10 punts has been returned, and it went for minus-eight yards.

GOODSON LEADS GROUND GAME

RB Tyler Goodson has started the last six games at running back. He has scored a rushing touchdown in five of those six games. Goodson leads Iowa in rushing attempts (29) and rushing yards (120), and is tied for third on the team with seven receptions.

Goodson started the final four games of 2020 and became the first true freshman in program history to lead the team in single-season rushing yards (638). The last redshirt freshman to lead Iowa in single-season rushing yards was Ladell Betts in 1998 (679 yards). Goodson led the team with five rushing touchdowns, and had 24 receptions for 166 yards. His 158 combined touches led the team.

In Iowa's 23-19 win against #7 Minnesota in 2019, Goodson became the first true freshman to start at running back under Ferentz since 2012 (Greg Garmon).

HAWKEYE HISTORY

Iowa has played 1,261 games since beginning football in 1889. Iowa's overall record is 660-562-39 (.539). That includes a 411-223-16 (.645) record in home games, a 248-339-23 (.425) record in games away from Iowa City, a 335-383-25 (.468) mark in Big Ten games and a 295-188-15 (.609) record in Kinnick Stadium.



## HEAD COACH KIRK FERENTZ

Kirk Ferentz (pronounced FAIR-rintz, rhymes with parents) is in his 22nd season as head coach at Iowa. He is the dean of NCAA Division I football coaches and is Iowa's all-time winningest coach, surpassing Hayden Fry in 2019. His contract runs through the 2025 season.



- Named Big Ten Coach of the Year for the fourth time in his career (2002, 2004, 2009, 2015). Only Michigan's Bo Schembechler (6) has more conference coach of the year awards.
- Guided Iowa to Big Ten titles in 2002 and 2004, and the Big Ten West Division title in 2015.
- Named Woody Hayes, Eddie Robinson, and Bobby Dodd Coach of the Year in 2015. Was a finalist for the Maxwell Football Club, Paul "Bear" Bryant Coach of the Year award.
- Ferentz is tied for fourth all-time with 162 overall wins as a member of the Big Ten. He has 97 Big Ten wins, which ranks fourth all-time.
- Named the 2002 Associated Press and Walter Camp National Coach of the Year and AFCA Regional Coach of the Year.
- Iowa has made two BCS bowl appearances, including a 24-14 win in the 2010 FedEx Orange Bowl, and one CFP Bowl (2016).
- Iowa has played in 11 January bowl games with five January bowl victories (2004 Outback Bowl, 2005 Capital One Bowl, 2009 Outback Bowl, 2010 FedEx Orange Bowl, 2019 Outback Bowl).
- Iowa has posted a 153-85 (.643) overall mark and an 93-63 (.596) Big Ten record since 2001. Ferentz has placed in the top one-half of the conference 14 times, including Big Ten titles in 2002 and 2004, a second-place finish in 2009, and a West Division title in 2015.
- At Iowa, Ferentz holds an overall record of 162-106 (.604) and a 97-77 (.557) mark in Big Ten games. He is Iowa's all-time winningest football coach with 162 wins. In 25 seasons as a college head coach, he holds a career mark of 174-127 (.578).
- The only Division I head coach to coach three sons at the same college. Brian, an assistant coach since 2012 and Iowa's offensive coordinator, was a Hawkeye letterman from 2003-05. James was a three-year starter on the Hawkeye offensive line before graduating in May, 2013. Steven was a senior offensive lineman in 2016.

### FERENTZ COACHING RECORD AT IOWA (22nd year)

YEAR	OVERALL	(PCT)	BIG TEN	(PCT)	BOWL
2020	0-2	.000	0-2	.000	TBD
2019	10-3	.769	6-3	.667	Holiday
2018	9-4	.692	5-4	.556	Outback
2017	8-5	.615	4-5	.444	Pinstripe
2016	8-5	.615	6-3	.667	Outback
2015	12-2	.857	8-0	1.000	Rose
2014	7-6	.538	4-4	.500	TaxSlayer
2013	8-5	.615	5-3	.625	Outback
2012	4-8	.333	2-6	.250	---
2011	7-6	.538	4-4	.500	Insight
2010	8-5	.615	4-4	.500	Insight
2009	11-2	.846	6-2	.750	Orange
2008	9-4	.692	5-3	.625	Outback
2007	6-6	.500	4-4	.500	---
2006	6-7	.462	2-6	.250	Alamo
2005	7-5	.583	5-3	.625	Outback
2004	10-2	.833	7-1	.875	Capital One
2003	10-3	.769	5-3	.625	Outback
2002	11-2	.846	8-0	1.000	Orange
2001	7-5	.583	4-4	.500	Alamo
2000	3-9	.250	3-5	.375	---
1999	1-10	.091	0-8	.000	---
<b>Overall</b>	<b>162-106</b>	<b>.604</b>	<b>97-77</b>	<b>.557</b>	

### FERENTZ AMONG BIG TEN'S BEST

Head coach Kirk Ferentz has 97 Big Ten wins as Iowa's head coach, the fourth most of any coach in Big Ten Conference history.

Ferentz's 162 wins in all games coached as a member of the Big Ten Conference tie Joe Paterno for fourth all-time in league history. He is one of five coaches in Big Ten Conference history to win at least 150 games as a member of the Big Ten Conference. The top five includes Woody Hayes (202), Amos Alonzo Stagg (199), Bo Schembechler (194), Joe Paterno (162), and Ferentz (162).

Ferentz (162-103) became Iowa's all-time winningest coach on Sept. 1, 2018. The Hawkeyes defeated Northern Illinois, 33-7. It was Ferentz's 144th win as Iowa's head coach, one more than his predecessor, Hayden Fry (143-89-6). Fry coached Iowa for 20 years (1979-98). Ferentz is in his 22nd season in 2020.

Both Ferentz (162, 97) and Fry (143, 96) rank in the top five in overall wins and Big Ten wins. Only Iowa and Michigan have two coaches ranked in the top 10 of both win categories (Bo Schembechler 194, 143; and Lloyd Carr 122, 81).

Iowa is the only school in the country to have just two head football coaches since 1979.

### FERENTZ TOPS IN LONGEVITY

Kirk Ferentz is in his 22nd season as Iowa's head football coach in 2020. He is the longest tenured active head coach in college football. Ferentz was named Iowa head coach on Dec. 2, 1998. Gary Patterson of TCU is No. 2 in coaching tenure. Patterson's first year with the Horned Frogs was 2001. Among Big Ten coaches, only Pat Fitzgerald (2006) has been at his current school for 10 seasons or more. Iowa is the only school to have just two head football coaches since 1979.

Defensive coordinator Phil Parker enters his 22nd season on Iowa's staff, his ninth as defensive coordinator. He is the longest tenured defensive coordinator in FBS.

Quarterbacks coach Ken O'Keefe was on Ferentz's original coaching staff before he left for the NFL following the 2011 season. He returned to Iowa in 2017 to coach Iowa's quarterbacks.

Ferentz is the only Division I coach to coach three sons. Brian Ferentz, a former Hawkeye letterman and captain (2003-05), enters his eighth season on Iowa's coaching staff. James Ferentz was a three-year starter on the Hawkeye offensive line and a team captain before graduating in 2013. Steven was an offensive lineman and letterwinner in 2015 and 2016.

### HAWK TALK WITH KIRK FERENTZ

Head Coach Kirk Ferentz is featured on "Hawk Talk with Kirk Ferentz" each week during the regular season. This year's show will be held virtually and streamed live from 6:30-8 p.m. (CT) on the Hawkeye Radio Network, KCRG 9.2 and the Hawkeye Radio Network YouTube channel.





**OVERALL WINS**  
(all games played as member of B1G)

Coach, Team	Wins	Seasons	Years
1. Woody Hayes, OSU	205	28	1951-78
2. Amos Alonzo Stagg, CHI	199	37	1896-32
3. Bo Schembechler, MICH	194	21	1969-89
4. <b>Kirk Ferentz, IOWA</b>	<b>162</b>	<b>21</b>	<b>1999-pr.</b>
Joe Paterno, PSU	162	19	1993-11
6. Hayden Fry, IOWA	143	20	1979-98
7. Henry Williams, MINN	136	22	1900-21
8. Robert Zuppke, ILL	131	29	1913-41
9. Lloyd Carr, MICH	122	13	1995-07
10. Barry Alvarez, WIS	119	18	1990-05

**BIG TEN CONFERENCE WINS**

Coach, Team	Wins	Seasons	Years
1. Woody Hayes, OSU	153	28	1951-78
2. Bo Schembechler, MICH	143	21	1969-89
3. Amos Alonzo Stagg, CHI	115	37	1896-32
4. <b>Kirk Ferentz, IOWA</b>	<b>97</b>	<b>21</b>	<b>1999-pr.</b>
5. Hayden Fry, IOWA	96	20	1979-98
6. Joe Paterno, PSU	95	19	1993-11
7. Lloyd Carr, MICH	81	13	1995-07
8. Robert Zuppke, ILL	76	29	1913-41
9. Duffy Daugherty, MSU	72	19	1954-72
10. John Cooper	70	13	1988-00

**HAWKEYES UNDER FERENTZ**

Overall .....	162-106
vs. ranked teams.....	30-46
vs. unranked teams .....	131-60
vs. Big Ten teams .....	97-78
vs. Big Ten teams (home).....	54-30
vs. Big Ten teams (away).....	43-47
vs. Big Ten teams (neutral) .....	0-1
When rushing for 150 yards or more .....	102-18
When rushing for 200 yards or more .....	65-6
When passing for 250 yards or more .....	47-26
When passing for 300 yards or more .....	16-8
When Iowa player rushes for 100 yards .....	90-25
When opponent has 100-yard rusher .....	22-48
When opponent has 300-yard passer .....	18-13
When scoring 30 points or more.....	89-9
When scoring 20 points or more.....	124-44
When opponent scores 25 points or more.....	19-62
When holding opponent to 10 pts or less .....	63-2
When Iowa scores first .....	123-36
When Iowa leads at halftime.....	132-28
When Iowa trails at halftime .....	23-76
When game is tied at halftime .....	8-5
When Iowa leads after 3 quarters .....	137-19
When Iowa trails after 3 quarters.....	17-81
When game is tied after 3 quarters.....	8-6
Games decided by 11 points or more .....	94-35
Games decided by 10 points or less .....	53-56
Games decided by 7 points or less .....	43-54
Games decided by 3 points or less .....	21-34
When Iowa has a positive turnover margin .....	98-24
When opponent has a positive turnover margin .....	23-55
When the turnover margin is equal .....	37-24
When returning a punt/kickoff for a score .....	12-6
Overtime games .....	7-5
When temperature is 50 degrees or above.....	108-77
When temperature is below 50 degrees .....	51-26
When temperature is over 90 degrees.....	4-4
When raining:.....	14-9

**THE SERIES**

Iowa holds a 23-22-2 advantage in the series that began with a 21-7 Michigan State win in 1953. That first meeting, played in Iowa City on Sept. 26, 1953, marked MSU's first game as a member of the Big Ten Conference. The Spartans are making their first appearance at Kinnick Stadium in seven years.

Kirk Ferentz recorded his first Big Ten win as Iowa's head coach when the Hawkeyes topped Michigan State (21-16) in Iowa City, in 2000. The teams have played two overtime contests, with Iowa winning both in double overtime (34-27 in 2007 and 19-16 in 2012). Michigan State has won the last three meetings, including a 16-13 win at the 2015 Big Ten Championship game. Iowa is 13-10-1 at home against the Spartans.

*9/26/53	L	7-21	*10/03/87	L	14-19
*9/25/54	W	14-10	10/01/88	T	10-10
*10/10/59	W	37-8	*10/07/89	L	14-17
10/08/60	W	27-15	10/06/90	W	12-7
*11/06/65	L	0-35	10/23/93	L	10-24
11/05/66	L	7-56	*10/22/94	W	19-14
*10/25/69	W	19-18	10/07/95	W	21-7
10/24/70	L	0-37	*10/05/96	W	37-30
10/23/71	L	3-34	10/02/99	L	3-49
*10/28/72	T	6-6	*10/07/00	W	21-16
*11/24/73	L	6-15	10/13/01	L	28-31
11/23/74	L	21-60	*10/12/02	W	44-16
*11/22/75	L	23-27	9/27/03	L	10-20
11/20/76	W	30-17	*10/02/04	W	38-16
*11/19/77	L	16-22	*10/27/07	W	34-27 (2 OT)
11/25/78	L	7-42	10/04/08	L	13-16
*11/17/79	W	33-23	10/24/09	W	15-13
11/22/80	W	41-0	*10/30/10	W	37-6
*11/21/81	W	36-7	*11/12/11	L	21-37
11/20/82	W	24-18	10/13/12	W	19-16 (2 OT)
11/12/83	W	12-6	*10/5/13	L	26-14
*11/10/84	L	16-17	\$12/5/15	L	13-16
*10/05/85	W	35-31	9/30/17	L	10-17
10/04/86	W	24-21			

*\$Big Ten Championship Game (Indianapolis)*

**BIG TEN BOWL GAMES SINCE 2001**

Iowa has posted a 9-8 bowl record under head coach Kirk Ferentz, and has won its last three bowl games, tying its longest such streak in program history. Ferentz's nine bowl wins tie Barry Alvarez for second in Big Ten history (Joe Paterno, 10).

The Hawkeyes have been bowl eligible 18 times in the last 19 seasons.

Since the 2001 season, only Ohio State (10) has more bowl wins (including FCS Playoffs and the BCS championship game), than Iowa. The following is the record for Big Ten teams in bowl games since 2001:

Team	Record	Pct.	Team	Record	Pct.
Ohio State	10-8	.556	Nebraska	6-8	.429
<b>IOWA</b>	<b>9-8</b>	<b>.529</b>	Maryland	5-5	.500
Wisconsin	9-9	.500	Purdue	4-6	.400
Penn State	8-8	.500	Northwestern	4-7	.364
Michigan State	7-7	.500	Michigan	4-12	.250
Minnesota	7-7	.500	Illinois	2-4	.333
Rutgers	6-3	.667	Indiana	0-4	.000



**IOWA CAREER RECEIVING YARDS**

Name	Rec-Yards	Years
1. Marvin McNutt, Jr.	170-2,861	2008-11
2. D. Johnson-Koulianos	173-2,616	2007-10
3. Tim Dwight	139-2,271	1994-97
4. Danan Hughes	146-2,216	1989-92
5. Ronnie Harmon	146-2,045	1982-85
6. Kevin Kasper	157-1,974	1997-00
7. Dave Moritz	109-1,912	1980-83
8. Kahlil Hill	152-1,892	1998-01
9. Clinton Solomon	118-1,864	02, 04-05
10. Harold Jasper	107-1,863	1991-94
=====		
24. Robert Smith	69-1,438	1983-86
25. Andy Brodell	91-1,395	2005-08
26. Keith Chappelle	86-1,377	1979-80
27. Kerry Reardon	81-1,361	1968-70
<b>28. Ihmir Smith-Marsette</b>	<b>92-1,354</b>	<b>2017-pr.</b>
29. Dallas Clark	81-1,281	2001-02
30. Bill Schultz	57-1,272	1973-76

**IOWA CAREER ALL-PURPOSE YARDS**

Name	Rec-Yards	Years
1. Sedrick Shaw	5,043	1993-96
2. Ronnie Harmon	4,985	1982-85
3. Tim Dwight	4,890	1994-97
4. Ladell Betts	4,397	1998-01
5. D. Jn-Koulianos	4,256	2007-10
6. Tavian Banks	4,155	1994-97
7. Albert Young	4,121	2004-07
8. Kahlil Hill	3,966	1998-01
9. Akrum Wadley	3,904	2014-17
10. Danan Hughes	3,374	1989-92
=====		
11. Tony Stewart	3,348	1991-94
12. Harold Jasper	3,333	1991-94
13. Levi Mitchell	3,267	1969-71
14. Fred Russell	3,142	2001-03
15. Owen Gill	3,019	1981-84
<b>16. I. Smith-Marsette</b>	<b>3,016</b>	<b>2017-pr.</b>
17. Marvin McNutt, Jr.	2,924	2008-11

**BIG TEN CAREER KICKOFF RETURN AVERAGE (Minimum 40)**

Name (KOR-Yards)	Avg.	Years
1. Ihmir Smith-Marsette, IOWA (49-1,442)	29.4	2018-Pr.
2. Stan Brown, PUR (49-1,412)	28.8	1968-70
3. Desmond Howard, MICH (45-1,211)	26.9	1989-91
4. Jordan Hall, OSU (49-1,308)	26.7	2010-13
5. Anthony Carter, MICH (63-1,606)	26.3	1979-82
6. Curtis Duncan, NU (50-1,308)	26.2	1983-86
7. Ameer Abdullah, NEB (61-1,592)	26.1	2011-14
8. Kahlil Hill, IOWA (58-1,509)	26.0	1998-01
Raheem Mostert, PUR (88-2,289)	26.0	2011-14
Desmond King, IOWA (56-1,458)	26.0	2013-17
11. William Likely, MD (87-2,233)	25.7	2013-16

**RETURN TO SENDER**

Senior WR Ihmir Smith-Marsette is the top kickoff returner in Big Ten history. Smith-Marsette averages 29.4 yards on 49 career kickoff returns, the best in school and Big Ten history. Smith-Marsette has 1,442 kickoff return yards, fifth all-time in program history (Douthitt 1,762; Johnson-Koulianos 1,575; Hill 1,509; King 1,458).

Smith-Marsette has 1,354 career receiving yards, 28th all-time in program history. He has 3,016 all-purpose yards, 16th all-time.

In 2019, Smith-Marsette became the first player in school history to return two kickoffs for a touchdown in the same season. He did it in consecutive games to end the season. He had a 95-yard kickoff return for a touchdown against Nebraska, tying for the 10th longest in school history, and a 98-yard return against USC at the Holiday Bowl, the seventh longest in school history, an Iowa bowl record, and tying a Holiday Bowl record.

Smith-Marsette had a team-high 10 touchdowns in 2019; five receiving, three rushing, and two kickoff returns.

Smith-Marsette scored three touchdowns at the 2019 Holiday Bowl (all in the first half), tying Shonn Greene’s Iowa bowl record. He is the second Hawkeye in program history to score a touchdown via rush, reception, and kickoff return, in a single game (George Rice, vs. Purdue in 1951). He is the first college player since 1998 (Deuce McAllister, Independence Bowl) to score a touchdown via rush, reception, kickoff return in a bowl game.

**IN THE RANKINGS**

Iowa finished the 2019 season ranked No. 15 in both the AP poll and the coaches poll. It marked the 25th time in program history that Iowa finished the season ranked in the top 25. Iowa has finished ranked 15th or better in the AP poll six times in 21 seasons under head coach Kirk Ferentz.

Iowa’s 2020 schedule includes one opponent ranked in the AP top 25 (#10 Wisconsin). These are Iowa’s most recent wins versus nationally-ranked opponents:

- Home: 23-19 over #7 Minnesota, 11/16/19
- 55-24 over #3 Ohio State, 11/4/17
- 40-10 over #15 Nebraska, 11/25/16
- Road: 40-10 over #20 Northwestern, 10/17/15
- 10-6 over #18 Wisconsin, 10/3/15
- 38-28 over #24 Michigan, 10/16/10
- Neutral: 49-24 over #22 USC, Holiday Bowl, 12/27/19
- 27-22 over #18 Mississippi State, Outback Bowl, 1/1/19
- 27-24 over #12 Missouri, Insight Bowl, 12/28/10

**TROPHY COLLECTION**

The Hawkeyes have three trophy games on the 2020 schedule, including Nov. 13 at Minnesota, Nov. 27 vs. Nebraska, and Dec. 12 vs. Wisconsin. Iowa will not get a chance to defend the Cy-Hawk Trophy due to the Big Ten’s decision to play a conference-only schedule.

The Hawkeyes were 4-1 in trophy games in 2019, including 3-1 in rivalry games and 1-0 in the postseason. Iowa defended the Cy-Hawk Trophy at Iowa State, the Floyd of Rosedale trophy against #7 Minnesota, and the Heroes Trophy at Nebraska. The Hawkeyes fell at #16 Wisconsin in a battle for the Heartland Trophy.

The Hawkeyes are 16-4 in their last 20 rivalry trophy games (Iowa State, Minnesota, Nebraska, Wisconsin), with all four losses coming to Wisconsin, and have won three straight bowl games.

Trophy	Opponent	Date	Result
Floyd of Rosedale	at Minnesota	11/13	
Heroes	vs. Nebraska	11/27	
Heartland	vs. Wisconsin	12/12	



IOWA CAREER  
SCORING

Name	PTS	TD-PAT-FG	YEARS
1. Nate Kaeding	373	1-166-67	2000-03
2. Mike Meyer	324	0-141-61	2010-13
3. Rob Houghtlin	290	0-128-54	1985-87
4. Tom Nichol	277	0-142-45	1981-84
5. Kyle Schlicher	260	0-107-51	2004-06
6. Tavian Banks	218	36-1-0	1994-97
Zach Bromert	218	0-140-26	1995-98
8. Sedrick Shaw	214	35-2-0	1993-96
Jeff Skillett	214	0-112-34	1988-91
10. Akrum Wadley	210	35-0-0	2014-17
=====			
11. Keith Duncan	200	0-74-42	2016-pr.
12. Mark Weisman	198	33-0-0	2011-14
13. Tim Dwight	192	32-0-0	1994-97
Ronnie Harmon	192	32-0-0	1982-85

## CAREER FG MADE (SINCE 1979)

Name	FGM	FGA	PCT.
1. Nate Kaeding (2000-03)	67	83	.807
2. Mike Meyer (2010-13)	61	80	.763
3. Rob Houghtlin (1985-87)	54	80	.675
4. Kyle Schlicher (2004-06)	51	67	.761
5. Tom Nichol (1981-84)	45	74	.608
6. Keith Duncan (2016-pr.)	42	49	.857
7. Jeff Skillett (1988-91)	34	62	.548
8. Daniel Murray (2007-09)	32	45	.711
9. Miguel Recinos (2016-18)	29	38	.763
10. Marshall Koehn (2014-15)	28	36	.778

CAREER FG PERCENTAGE (SINCE 1979)  
(minimum 30 attempts)

Name	FGM	FGA	PCT.
1. Keith Duncan (2016-pr.)	42	49	.857
2. Nate Kaeding (2000-03)	67	83	.807
3. Marshall Koehn (2014-15)	28	36	.778
4. Miguel Recinos (2016-18)	29	38	.763
5. Mike Meyer (2010-13)	61	80	.763
6. Kyle Schlicher (2004-06)	51	67	.761
7. Daniel Murray (2007-09)	32	45	.711
8. Rob Houghtlin (1985-87)	54	80	.675
9. Zach Brommert (1995-98)	26	39	.667
10. Tom Nichol (1981-84)	45	74	.608

SINGLE-SEASON FG PERCENTAGE  
(minimum 15 attempts)

Name	FGM	FGA	PCT.
1. Nate Kaeding (2003)	20	21	.952
2. Nate Kaeding (2002)	21	24	.875
3. Trent Mossbrucker (2008)	13	15	.867
4. Keith Duncan (2019)	29	34	.853
5. Mike Meyer (2010)	14	17	.824
6. Kyle Schlicher (2005)	17	21	.810
7. Mike Meyer (2012)	17	21	.810
8. Kyle Schlicher (2004)	21	26	.808
9. Marshall Koehn (2015)	16	20	.800
10. Miguel Recinos (2018)	17	22	.773

## DUNCAN GETTING HIS KICKS

Senior K Keith Duncan is Iowa's all-time career leader in field goal percentage (85.7). He has made 42-of-49 career field goal attempts. He is 20-of-20 in his career inside 30 yards, and has made 40 consecutive PATs and nine consecutive field goals.

Duncan led the country with a Big Ten single-season record 29 field goals made in 2019, and was a consensus first-team All-American, the 26th in program history. Duncan was named the Bakken-Anderson Kicker of the Year in the Big Ten Conference in 2019, and was one of three finalists for the Lou Groza Award.

Duncan has two game-winning field goals in his career. He kicked a 33-yard field goal as time expired to defeat No. 2 Michigan, 14-13, at home in 2016. He connected on a 48-yard attempt to give Iowa a 27-24 lead with one second left at Nebraska in 2019.

## NIXON EMERGES AS BIG TEN'S BEST

Junior DT Daviyon Nixon leads the country in tackles-for-loss per game with 2.75. Nixon has 5.5 tackles for loss, the most in the Big Ten. He has 18 tackles, tied for the most on the team and more than any other Big Ten defensive linemen.

Nixon set career highs in tackles in Week 1 and Week 2. He registered seven stops in the season opener at Purdue, and bested that with 11 tackles in the home opener against Northwestern.

Nixon had one career start and 13 games played entering 2020. His career totals included 36 tackles, 5.5 tackles for loss, and three sacks. He is one of three new starters on Iowa's defensive line. Senior Chauncey Golston is the lone returning frontline starter on a defense that ranked in the top 20 in scoring, rushing, passing, and total defense in 2019. Iowa was fifth in the country in scoring defense (14.0 ppg), 12th in total defense (308.2 ypg), 14th in rushing defense (112.5), and 19th in passing defense (195.7 ypg). The Hawkeyes held seven-of-13 opponents to their season-low point total. Golston is the lone returner among the front four. He led the Big Ten and ranked sixth in the nation with three fumble recoveries last season.

Iowa ranks third in the Big Ten in rush defense (123.5), total defense (329.5), and sacks (5.0). The Hawkeyes are ranked second in yard per carry allowed (2.8).

In 2019, Iowa's scoring defense (14.0) was the second lowest total of the Ferentz era (13.0 in 2008). The Hawkeyes allowed just 16.6 first downs per game, 12th fewest in the country and third in the Big Ten, and just 21 touchdowns, third fewest in the country (San Diego State 19, Georgia 20).

## 3 LEVELS OF THE POWER TRIO

Three Hawkeyes in three different levels of the defense are tied for the team lead with 18 tackles apiece. FS Jack Koerner, LB Nick Niemann, and DL Daviyon Nixon are tied for the team lead and rank sixth in the Big Ten in tackles.

Koerner matched his career high with 13 tackles in the season opener. Nixon set career mark in both Week 1 and Week 2, with seven and 11 tackles each week, respectively. Niemann had eight tackles in Week 1, and matched his career high with 10 tackles Week 2.

## BENSON SHINES IN FIRST CAREER START

Sophomore LB Seth Benson recorded a career-high 13 tackles in his first career start Week 2 against Northwestern. It was Benson's first appearance of the season. He missed the opener with an injury.

Benson appeared in all 13 games as a redshirt freshman in 2019, and saw limited action in three games as a true freshman in 2018. He entered his first career start with 11 career tackles.

Benson is the second Hawkeye in as many weeks to have 13 tackles. FS Jack Koerner led Iowa with 13 stops Week 1.





**HAWKEYE FOOTBALL BY THE NUMBERS**

- 162** Ferentz's career wins as Iowa's Iowa's all-time winningest football coach
- 100** Ferentz became the 12th coach to win 100 games at a Big Ten school (at MSU, 19-16 2OT, 10/13/12)
- 66** NFL Draft picks under Kirk Ferentz
- 62** Calvin Jones' retired number, one of two in school history
- 51** Hawkeyes who have played in the Super Bowl
- 33** Bowl games (17-15-1)
- 29** All-America honors under Ferentz
- 27** Players have combined to earn Academic All-America honors
- 26** Consensus All-Americans (11 under Kirk Ferentz)
- 25** Times finished a season ranked
- 24** Heisman Trophy winner (1939) Nile Kinnick's retired number
- 20** First or second round NFL draft picks under Kirk Ferentz
- 17** Bowl Wins
- 15** CFB Hall of Famers
- 12** School record 12 wins in 2015
- 11** Big Ten Championships
- 9** Former players recognized on Kinnick Stadium Wall of Honor
- 9** Players under Ferentz who have won national awards
- 9** Bowl wins under Kirk Ferentz
- 5** National Championships (1921, 1922, 1956, 1958, 1960)
- 5** Five times finished the year ranked in top 10 over the past 13 seasons
- 4** Kirk Ferentz has been named B1G Coach of the Year
- 3** Three times won 11 games or more under Kirk Ferentz (2002, 2009, 2015)

**ON THE AVERAGE**

DOWN	PLAYS	YARDS	AVG.
First Down	65	306	4.7
Second Down	48	285	5.9
Third Down	17	141	8.3
Fourth Down	5	21	4.2

**IOWA BY QUARTERS**

QUARTER	IOWA	OPPONENTS
First	17	7
Second	20	21
Third	0	7
Fourth	3	10
OT	0	0

**POINTS OFF TURNOVERS**

	T/O Gained	Pts Scored
Iowa	5	17
Opponents	5	14

**GOING THE OTHER WAY**

Iowa has 56 interceptions since 2017, tied for fourth in the country over the last three-plus years (Alabama, Appalachian State, Louisiana Tech all have 57).

The Hawkeyes intercepted two passes in the season opener and one in Week 2. LB Barrington Wade recorded the first of his career, and CB Matt Hankins recorded his third. FS Jack Koerner had an interception Week 2, the second of his career.

Iowa intercepted at least one pass in the final seven games of the 2019 season, including a 25-yard interception return for a touchdown by LB Ben Niemann at the 2019 Holiday Bowl. Niemann's interception was the first of his career, Iowa's final score of the season, and extended the Hawkeyes' streak with a pick-six to 12 consecutive seasons. Iowa has had at least one interception returned for a touchdown in 17 of the last 19 seasons.

The Iowa secondary returns two starters from 2019 in cornerback Matt Hankins and safety Jack Koerner. In addition, Dane Belton started four games at the "cash" position last year as a true freshman. He has split time between "cash" and safety to start the season.

**REINVENTING THE STADIUM WAVE**

In a tradition that started at the 2017 season opener, players, coaches, and fans inside Kinnick Stadium exchange waves at the end of the first quarter with patients and families inside the UI Stead Family Children's Hospital. The tradition continues in 2020, with limited fans inside Kinnick Stadium.

The UI Stead Family Children's Hospital opened in 2017. It is connected to the south end of the University of Iowa Hospitals and Clinics and overlooks Kinnick Stadium from the southeast grandstands. During Iowa football home games, patients and their families can watch the game from the top floor (Level 12), one of the highest vantage points in Iowa City.

The University of Iowa football program received the prestigious 2017 Disney Sports Spirit Award after launching the heart-warming tradition that touched the lives of scores of young patients at the University's Stead Family Children's Hospital.

**FRIDAY NIGHT LIGHTS**

The Big Ten Conference announced Oct. 12 that Iowa will play two Friday games in 2020. The Hawkeyes defend Floyd of Rosedale under the lights at Minnesota on Nov. 13 at 6 p.m. (CT). Iowa defends the Heroes Trophy two weeks later on Nov. 27, hosting Nebraska at Kinnick Stadium. That kickoff time has not yet been announced.

**BLACK FRIDAY**

Iowa and Nebraska will meet on Black Friday, the day after Thanksgiving, for the 10th consecutive season. The schools have played on Black Friday every year since Nebraska joined the Big Ten Conference in 2011. That streak was originally scheduled to end 2020. The Big Ten Conference announced in 2017 that the teams will move off of their Black Friday date in 2020 and 2021. The 2020 schedule was twice altered due to the COVID 19 pandemic. Iowa is scheduled to close the 2021 season against Wisconsin, while Nebraska will close the regular season against Minnesota.

**IOWA LEADERSHIP GROUP**

The University of Iowa football program's Leadership Group included 22 student-athletes -- nine seniors, two juniors, seven sophomores, and four redshirt freshmen. The purpose of the group is to assist in formulating policies and being involved in team decision-making throughout the year. Players were selected following coaching staff and player input.

The group consists of seniors Cole Banwart, Keith Duncan, Chauncey Golston, Matt Hankins, Alaric Jackson, Nick Niemann, Mekhi Sargent, Austin Schulte and Brandon Smith; juniors, Ivory Kelly-Martin and Jack Koerner; sophomores Dane Belton, Seth Benson, Julius Brents, Jack Campbell, Tyler Linderbaum, Spencer Petras, and Tyrone Tracy, Jr.; and redshirt freshmen Jermari Harris, Desmond Hutson, Logan Lee, and Alex Padilla.



**NATIONAL RANKINGS**

AP Poll	Coaches Poll
Nov. 1	Oct. 25
1. Clemson	1. Clemson
2. Alabama	2. Alabama
<b>3. Ohio State</b>	<b>3. Ohio State</b>
4. Notre Dame	4. Notre Dame
5. Georgia	5. Georgia
6. Cincinnati	6. Cincinnati
7. Texas A&M	7. Texas A&M
8. Florida	8. Florida
9. BYU	9. BYU
<b>10. Wisconsin</b>	<b>10. Miami</b>
11. Miami	<b>11. Wisconsin</b>
12. Oregon	12. Oklahoma State
<b>13. Indiana</b>	<b>13. Indiana</b>
14. Oklahoma State	14. Oregon
15. Coastal Carolina	15. Marshall
16. Marshall	16. Coastal Carolina
17. Iowa State	17. Iowa State
18. SMU	18. SMU
19. Oklahoma	19. Oklahoma
20. USC	20. USC
21. Boise State	21. Auburn
22. Texas	22. Army
<b>23. Michigan</b>	23. Boise State
24. Auburn	24. North Carolina
25. Liberty	<b>25. Michigan</b>

**HAWKEYES IN THE POLLS**

Date	AP	CP	S16	CFP
Pre.	24	23	NR	----
Sept. 13	NR	NR	NR	----
Sept. 20	NR	RV	NR	----
Sept. 27	RV	RV	NR	----
Oct. 4	RV	RV	NR	----
Oct. 11	RV	RV	NR	----
Oct. 18	RV	RV	NR	----
Oct. 25	NR	RV	NR	----
Nov. 1	NR	NR	NR	----

AP=Associated Press; CP=Coaches; S16=Super 16; CFP=College Football Poll

**IOWA IN OVERTIME**

Iowa holds a 7-5 record in overtime games. Iowa won its first overtime contest, defeating Penn State 26-23 on Nov. 4, 2000, in State College, Pa. The Hawkeyes are 3-4 in single overtime, 3-0 in double overtime and 1-1 in triple overtime. Iowa is 2-2 in overtime in Kinnick Stadium and 5-3 in overtime road games. Following are Iowa's overtime games:

Date	Result	OT's	Opponent
11/4/00	W, 26-23	Double	at Penn State
9/28/02	W, 42-35	Single	at Penn State
10/22/05	L, 23-20	Single	vs. Michigan
9/09/06	W, 20-13	Triple	at Syracuse
10/27/07	W, 34-27	Double	vs. Michigan St.
11/14/09	L, 27-24	Single	at Ohio State
9/10/11	L, 44-41	Triple	at Iowa State
10/13/12	W, 19-16	Double	at Michigan St.
10/26/13	W, 17-10	Single	vs. Northwestern
11/28/14	L, 37-34	Single	vs. Nebraska
9/9/17	W, 44-41	Single	at Iowa State
10/21/17	L, 17-10	Single	at Northwestern

**BIG TEN PERFECTION**

University of Iowa head coach Kirk Ferentz has twice navigated the Big Ten regular season schedule with an undefeated record. The Hawkeyes were 8-0 in 2002 and shared the Big Ten championship with Ohio State. The Hawkeyes were 8-0 in 2015, winning the Big Ten West Division title.

Since 1954, when the conference schedule expanded to seven games, only six Big Ten coaches, including Ferentz, have multiple undefeated Big Ten seasons.

**Coach (School) Record Year**

Duffy Daugherty (MSU)	7-0	1965
Duffy Daugherty (MSU)	7-0	1966
Kirk Ferentz (Iowa)	8-0	2002
Kirk Ferentz (Iowa)	8-0	2015
Woody Hayes (OSU)	7-0	1954
Woody Hayes (OSU)	7-0	1957
Woody Hayes (OSU)	7-0	1968
Woody Hayes (OSU)	7-0	1970
Woody Hayes (OSU)	8-0	1975
Urban Meyer (OSU)	8-0	2012
Urban Meyer (OSU)	8-0	2013
Urban Meyer (OSU)	8-0	2014
Bo Schembechler (Michigan)	8-0	1971
Bo Schembechler (Michigan)	8-0	1980
Bo Schembechler (Michigan)	8-0	1989
Jim Tressel (OSU)	8-0	2002
Jim Tressel (OSU)	8-0	2006

**2 HAWKEYES OPT OUT OF 2020**

Junior Djimon Colbert and redshirt freshman Taajhir McCall have elected to opt out of the 2020 football season due to the COVID-19 pandemic.

Colbert is a junior linebacker from Shawnee, Mission, Kansas. He started all 13 games at linebacker in 2019 and ranked fourth on the team with 61 tackles. McCall is a redshirt freshman defensive lineman from Pensacola, Florida. He did not see action in 2019.

**CAREER 300/100-YARD PERFORMANCES | 2020 HAWKEYES**

**RB MEKHI SARGENT (2)**

DATE	OPPONENT	ATT	YDS	TDs	LONG
11/17/18	at Illinois	17	121	2	29
11/23/18	vs. Nebraska	26	173	1	32

**WR IHMIR SMITH-MARSETTE (2)**

DATE	OPPONENT	REC	YDS	TDs	LONG
9/7/19	vs. Rutgers	4	113	2	58
11/23/19	vs. Illinois	4	121	0	40

**WR BRANDON SMITH (1)**

DATE	OPPONENT	REC	YDS	TDs	LONG
10/19/19	vs. Purdue	9	106	2	30

**WR TYRONE TRACY (1)**

DATE	OPPONENT	REC	YDS	TDs	LONG
11/9/19	at Wisconsin	5	130	1	75



**STATISTICAL COMPARISON**

	IOWA	MSU
Scoring Average	20.0	27.0
Scoring Defense	22.5	31.0
Rushing Yards	136.0	88.0
Passing Yards	240.5	321.0
Total Offense	376.5	409.0
Rushing Defense	123.5	129.0
Passing Defense	206.0	235.0
Defense	329.5	364.0
Punt Return Average	9.0	9.0
KO Return Average	24.5	16.8
Turnover Margin	0	-4

**PRONUNCIATION GUIDE**

Head Coach Kirk Ferentz	FAIR-ints
Asst. Coach Brian Ferentz	FAIR-ints
Asst. Coach Tim Polasek	PAWL-uh-seck
Lucas Amaya	Ah-MAY-ah
Yahya Black	WHY-yay
Aaron Blom	BLOMB
Djimon Colbert	JYE-mun
Dallas Craddieth	CRAD-ith
Deontae Craig	dee-AUHN-tae
Spencer Daufeldt	DAW-feld
Brenden Deasfernandes	dee-EZ-fur-nan-dez
Nick DeJong	dee-YOUNG
Tyler Endres	AUN-drez
Asher Fahey	FAY-hee
Ryan Gersonde	gir-SAUN-day
Jermari Harris	jir-MAR-ee
Ethan Hurkett	HERK-it
Alaric Jackson	AH-lair-ick
Dalles Jacobus	DALLAS juh-COE-bus
Yahweh Jeudy	YAW-way JUDY
Connor Kapisak	KAP-uh-sak
Jake Karchinski	kar-CHIN-ski
Jack Koerner	KERN-ir
Tommy Kujawa	KOO-yah-vuh
Luke Lachey	luh-SHAY
Keontae Luckett	key-AUN-tae
Henry Marchese	mar-CASE
Quavon Matthews	QWAY-vohn
Taajhir McCall	TAA-zjheer
Daraun McKinney	DAY-ron
Kaevon Merriweather	KAY-vohn
Josiah Miamen	me-AUH-mun
Nick Niemann	KNEE-mun
Daviyon Nixon	DAVE-ee-un
Alex Padilla	puh-DEE-ah
Turner Pallissard	PAL-is-ard
Spencer Petras	PEE-tris
Monte Pottebaum	POT-uh-bomb
Nico Ragaini	ruh-GAIN-ee
Mekhi Sargent	MUH-kye
Kyler Schott	SHOT
Austin Schulte	SHUL-tee
Bryce Schulte	SHUL-tee
Quinn Schulte	SHUL-tee
Josef Smith	JOSEPH
Ihmir Smith-Marsette	AH-meer Smith MAR-set
Austin Spiewak	SPEE-wack
Diante Vines	dee-AUHN-tae
Wyatt Wegener	WEG-uh-nur
Jamison Witte	WHIT-ee
Elijah Yelverton	YELL-vir-ton

**IOWA PROGRAM NOTES**

- Iowa had 47 wins from 2015-19, the most of any five-year period in school history.
- The Hawkeyes earned bowl eligibility in 18 of the last 19 seasons. Iowa is 9-8 in bowl games since 2001. Only Ohio State (10) has more bowl wins among Big Ten teams since 2001. The Hawkeyes are 17-15-1 in 33 bowl games. Iowa has won five January bowl games under Ferentz.
- Iowa is the only school to have two head football coaches since 1979. Hayden Fry took over prior to the 1979 season and coached through the 1998 season, posting a record of 143-89-6. Current coach Kirk Ferentz (162-106) replaced Fry and is in his 22nd season in 2020. Ferentz also served as Iowa's offensive line coach from 1981-89 under Fry.
- Iowa played in the Big Ten title game for the first time in program history on Dec. 5, 2015. Iowa earned Big Ten Conference championships in 2002 and 2004 and placed second in 2009. Iowa (8-0, 2002; 8-0, 2015) is one of three Big Ten teams to post a perfect mark in conference play since 1998 (BCS era), joining Michigan State (1) and Ohio State (5).
- Iowa has ranked in the top 10 in the final Associated Press and CNN/USA Today coaches polls five times since 2002, including a ranking of seventh in both polls at the conclusion of the 2009 season. Iowa ranked eighth in 2002, 2003 and 2004. The Hawkeyes finished 2015 ranked ninth in the AP poll and 10th in the USA Today Coaches Poll. In the Big Ten, only Ohio State has more top 10 finishes since 2002.
- Since 1936 when the first AP poll was released, Iowa has appeared in the poll 334 times, the fifth highest total in the Big Ten (Ohio State, Michigan, Wisconsin, and MSU). Iowa has been the top-ranked team in the country 11 times.
- Iowa set a school record with 12 wins in 2015. The Hawkeyes won 11 games in 2002 (11-2), and 2009 (11-2). In 2009, Iowa started 9-0 and won 10 regular season games for just the fourth time in school history.
- Iowa won 10 or more games in three consecutive years (2002-04) for the first time in school history.
- Kirk Ferentz has been named Big Ten Coach of the Year four times (2002, 2004, 2009, 2015) and was named National Coach of the Year in 2002 and 2015. Only Michigan's Bo Schembechler (6) has more conference coach of the year honors. Iowa's Hayden Fry and Penn State's Joe Paterno both won the award three times.
- Iowa has had 10 individual national award winners under head coach Kirk Ferentz. They include Brad Banks (2002 Davey O'Brien, Top Quarterback; 2002 Associated Press National Player of the Year); Dallas Clark (2002 Mackey, Top Tight End); Nate Kaeding (2002 Groza, Top Kicker); Robert Gallery (2003 Outland, Top Lineman); Shonn Greene (2008 Doak Walker, Top Running Back); Brandon Scherff (2014 Outland, Top Lineman), Desmond King (2015 Jim Thorpe), Josey Jewell (2017 Lott IMPACT), T.J. Hockenson (2018, Mackey, Top Tight End).
- Iowa's offensive line earned the Joe Moore Award in 2016, an honor bestowed upon the top offensive line unit in the country.
- Iowa's football record in the 2000 decade was 80-45 (.640), a record that ranks as the best decade in Iowa football history, based on total wins. Iowa posted a record of 77-40-4 (.652) during the 1980's and the Hawkeyes were 62-53-2 (.538) in the 1990's. Iowa was 81-49 (.623) from 2010-19.

**BACK ON CAMPUS**

Three former players are on the University of Iowa football staff in 2019. Brian Ferentz, a three-year letterman from 2003-05, enters his ninth year on staff, his fourth as offensive coordinator.

LeVar Woods, a three-year letterman from 1998-2000, enters his 13th year on the Iowa staff. Woods was named Special Teams Coordinator in 2017. He coached tight ends from 2015-17 and linebackers from 2012-14. He rejoined the program as an administrative assistant in 2008.

Kelvin Bell joined the Iowa program as a defensive lineman in 2000, but had his career cut short due to injury. He returned to the program as a graduate assistant and served as director of on-campus recruiting from 2012-13. He was named recruiting coordinator and defensive assistant coach in February, 2016, and was named defensive line coach in 2019.





HAWKEYES IN THE NFL

Iowa football players have a long tradition of being well prepared for professional football following their college playing careers. Since 2010, 42 Hawkeyes have been selected in the NFL Draft. Today, 29 Hawkeyes are on NFL active rosters and five on practice teams.



Former Hawkeye, Current NFL Team

- C.J. Beathard, San Francisco 49ers
Austin Blythe, Los Angeles Rams
Ike Boettger, Buffalo Bills
Bryan Bulaga, Los Angeles Chargers
Adrian Clayborn, Cleveland Browns
James Daniels, Chicago Bears
Mike Daniels, Cincinnati Bengals
Carl Davis, Patriots
A.J. Epenesa, Buffalo Bills
Noah Fant, Denver Broncos
James Ferentz, New England Patriots
Anthony Hitchens, Kansas City Chiefs
T.J. Hockenson, Detroit Lions
Amani Hooker, Tennessee Titans
Micah Hyde, Buffalo Bills
Josh Jackson, Green Bay Packers
Josey Jewell, Denver Broncos
Jaleel Johnson, Minnesota Vikings
Desmond King, Los Angeles Chargers
Christian Kirksey, Green Bay Packers
George Kittle, San Francisco 49ers
Casey Kreiter, New York Giants
Cedrick Lattimore, Seattle Seahawks PS
Greg Mabin, Tennessee Titans PS
Anthony Nelson, Tampa Bay Buccaneers
Matt Nelson, Detroit Lions
Ben Niemann, Kansas City Chiefs
Michael Ojemudia, Denver Broncos
Riley Reiff, Minnesota Vikings
Brandon Scherff, Washington Redskins
Nate Stanley, Minnesota Vikings PS
Geno Stone, Baltimore Ravens PS
Tristan Wifs, Tampa Bay Buccaneers
Kristian Welch, Baltimore Ravens PS

CAPTAINS BY WEEK

PUR: Duncan, Golston, Linderbaum, Niemann, Sargent
NW: Duncan, Golston, Linderbaum, Niemann, Sargent
MSU:
Minnesota
Penn State
Nebraska
Illinois
Wisconsin

IOWA FOOTBALL AND THE NFL

- The Hawkeyes have had 188 former players in the NFL since 1999, Kirk Ferentz's first year as head coach (75 draft picks/113 free agents).
At least one Iowa Hawkeye has been selected in every NFL Draft since 1978 (43 consecutive years).
TE T.J. Hockenson (eighth overall, Detroit) and TE Noah Fant (20th overall, Denver) became the first tight ends from the same school to be drafted in the first round of a single NFL Draft (2019).
TE George Kittle (San Francisco) was a first-team All-Pro in 2019. OL Marshal Yanda (Baltimore) was named second-team All-Pro.
DB Desmond King (Los Angeles Chargers), LS Casey Kreiter (Denver), TE George Kittle (San Francisco), and OL Marshal Yanda (Baltimore) were named All-Pro in 2018.
Over the past 19 years, 155-of-180 (88 percent) of Iowa's senior starters have been drafted in the NFL or signed NFL free agent contracts.
Over the past 13 years, Iowa has had 49 NFL Draft picks, tied for third most in the Big Ten -- Ohio State (73), Michigan (55), Wisconsin (49).
Iowa has had seven first round picks in the last 10 NFL drafts -- OL Bryan Bulaga, 2010; DE Adrian Clayborn, 2011; OL Riley Reiff, 2012; OL Brandon Scherff, 2015, TE T.J. Hockenson, TE Noah Fant, 2019; OL Tristan Wirfs, 2020.
Iowa had six players drafted in the 2012 NFL Draft, which tied for the most in the Big Ten and tied for fourth in the country.
Former Hawkeye Marshal Yanda (Baltimore OL) is an eight-time Pro-Bowler (2011-16, 2018, 2019) and was named NFL All-Pro in 2011, 2012, 2014, 2015, 2016, 2018, 2019. He retired following the 2019 season.
In NFL 2011 regular season statistics, former Hawkeye linebackers Chad Greenway (Minnesota) and Pat Angerer (Indianapolis) finished third and fourth, respectively, in tackles. Greenway was named to the Pro Bowl in 2012 and 2013.
Three former Hawkeyes were involved in the 2012 Super Bowl. DB Tyler Sash played for the Super Bowl champion New York Giants, while LB Jeff Tarpinian was on the injured reserve roster of the New England Patriots. Former Iowa center Brian Ferentz, now is his seventh year on staff and first as Iowa's offensive coordinator, was New England's tight ends coach.
Former Iowa DB Sean Considine and OL Marshal Yanda won Super Bowl rings with the 2012 Baltimore Ravens in the 2013 Super Bowl.
Former Iowa LB James Morris (injured reserve) earned a Super Bowl ring with the New England Patriots in 2015. Former TE Tony Moeaki played for the Seattle Seahawks in the same game.
Former center James Ferentz was a member of the 2016 Super Bowl champion Denver Broncos.
Former DT Jonathan Babineaux played for the Atlanta Falcons in Super Bowl LI. Former DE Adrian Clayborn and former DB Charles Godfrey were on the Atlanta injured reserve roster.
Former OL Cole Croston was on the New England Patriots roster in Super Bowl LII. Former C James Ferentz and WR Riley McCarron were on the Patriots practice squad.
Former DL Adrian Clayborn (active), OL James Ferentz, WR Riley McCarron (injured reserve), and OL Cole Croston (practice squad) earned Super Bowl rings as members of the New England Patriots in Super Bowl LIII.
Former LB Anthony Hitchens and LB Ben Niemann played for the Super Bowl champion Kansas City Chiefs in 2020. Former QB C.J. Beathard, TE George Kittle, and OL Ross Reynolds were on the NFC Champion San Francisco 49ers.
Entering the 2020 season, every Iowa senior starting tight end (15) under Kirk Ferentz has been drafted in the NFL or signed by an NFL team. The NFL has employed 17 Iowa tight ends since 1999 (11 drafted/6 free agents).
All 11 members of Iowa's starting defensive unit in 2008 were either drafted or signed to NFL free agent contracts following the draft.



2020 IOWA STATISTICS

INDIVIDUAL	CATEGORY	STAT	BIG TEN	NCAA
Field Goal Percentage	Keith Duncan	1.000	1	1
Kickoff Return Yards Avg.	Ihmir Smith-Marsette	24.5	1	18
Punt Return Avg.	Charlie Jones	9.0	1	12
Punting Avg.	Tory Taylor	46.1	1	8
Tackles For Loss Avg.	Daviyon Nixon	2.8	1	1
Completions Per Game	Spencer Petras	24.0	2	9
Field Goals Per Game	Keith Duncan	2.0	2	5
Fumbles Recovered	Terry Roberts	1	3	24
Fumbles Recovered	Zach VanValkenburg	1	3	24
Solo Tackles Avg.	Riley Moss	6.5	3	11
Total Interceptions	Matt Hankins	1	3	79
Total Interceptions	Jack Koerner	1	3	79
Total Interceptions	Barrington Wade	1	3	79
Interceptions Per Game	Matt Hankins	0.5	4	11
Interceptions Per Game	Jack Koerner	0.5	4	11
Interceptions Per Game	Barrington Wade	0.5	4	11
Combined Kick Return Yards	Ihmir Smith-Marsette	98	5	85
Forced Fumbles	Daviyon Nixon	0.5	5	8
Forced Fumbles	Zach VanValkenburg	0.5	5	8
Sacks	Daviyon Nixon	1.0	5	16
Total Tackles Avg.	Jack Koerner	9.0	6	35
Total Tackles Avg.	Nick Niemann	9.0	6	35
Total Tackles Avg.	Daviyon Nixon	9.0	6	35
Passing Yards	Spencer Petras	481	7	92
Solo Tackles Avg.	Jack Koerner	5.5	7	37
Passing Yards Per Game	Spencer Petras	240.5	8	33
Total Offense Avg.	Spencer Petras	247.5	8	40
Rush Yards Per Carry	Tyler Goodson	4.1	9	92
All Purpose Yards Per Game	Ihmir Smith-Marsette	100.0	10	76
Receptions Per Game	Sam LaPorta	5.5	10	43
Passing Yards per Completion	Spencer Petras	10.0	11	76
Solo Tackles Avg.	Nick Niemann	5.0	11	61
Solo Tackles Avg.	Daviyon Nixon	5.0	11	61
Combined Kick Return Yards	Charlie Jones	45	12	158
Rushing Yards Per Game	Tyler Goodson	60.0	12	81
Yards per Pass Attempt	Spencer Petras	5.4	12	84
All Purpose Yards Per Game	Tyler Goodson	93.5	13	96
Completion Percentage	Spencer Petras	53.9	13	86
Passing Efficiency	Spencer Petras	96.3	13	87
Total Tackles Avg.	Riley Moss	8.0	13	65
Sacks	Barrington Wade	0.5	17	97
Points Responsible For Per Game	Keith Duncan	8.0	18	119
Receiving Yards Per Game	Sam LaPorta	58.5	18	93
Rushing Yards Per Game	Mekhi Sargent	45.5	19	137
Yards per Reception	Tyrone Tracy, Jr.	13.0	20	162
TEAM	STAT	BIG TEN	NCAA	
Net Punting Avg.	46.9	1	3	
Punt Return Defense Avg.	-8.0	1	1	
Sacks Allowed	1.0	1	9	
Kickoff Returns	24.5	2	18	
Tackles for Loss Allowed	4.0	2	10	
Passes Intercepted	3	3	55	
Rushing Defense	123.5	3	26	
Total Defense	329.5	3	19	
Fumbles Recovered	2	4	62	
Team Passing Efficiency Defense	118.39	4	19	
4th Down Conversion Pct	0.600	5	44	
Passing Yards Allowed Per Game	206.0	5	31	
Punt Returns Avg.	9.0	5	39	
Scoring Defense	22.5	5	27	
Team Sacks Avg.	2.5	5	41	
Team Tackles for Loss Avg.	6.0	5	47	
Turnovers Gained	5	5	66	
Fewest Penalty Yards Per Game	60.0	6	61	
Fewest Penalties Per Game	6.5	7	56	
Fewest Penalty Yards	120	7	19	
First Downs Allowed	42	7	16	
Kickoff Return Defense	17.0	7	20	
Red Zone Offense	0.875	7	38	
Fewest Penalties	13	8	17	
Fumbles Lost	2	8	29	
Passing Offense	240.5	8	48	
Red Zone Defense	0.875	8	72	
Turnover Margin	0	8	51	
3rd Down Conversion Pct Defense	0.457	9	75	
First Downs Gained	39	9	91	
Time of Possession	28:08	9	77	
3rd Down Conversion Pct	0.333	10	80	
Passes Had Intercepted	3	10	34	
Rushing Offense	136.0	10	69	
Total Offense	376.5	10	71	
Turnovers Lost	5	10	29	
4th Down Conversion Pct Defense	1	11	96	
Passing Yards per Completion	10.0	12	87	

FIND THE NFL-ER

The Hawkeyes have had NFL talent on their offensive line in each of Kirk Ferentz's 21 completed seasons. Eighteen Iowa offensive linemen have been selected in the NFL Draft, including five in the first round. Former Hawkeye linemen under Ferentz have combined for 11 Pro Bowl appearances. Below is a list of players, by year, that played on the Hawkeyes' offensive line prior to joining the NFL.

Year	Player	NFL Service	2009	2010-pr.
1999	Bruce Nelson	2003-05	2009 Bryan Bulaga	2010-pr.
1999	Eric Steinbach	2003-11	2009 Kyle Calloway	2010
2000	Sam Aiello	2004	2009 Adam Gettis	2012-19
2000	Robert Gallery	2004-11	2009 Riley Reiff	2012-pr.
2000	Bruce Nelson	2003-05	2009 J. Vandervelde	2011-16
2000	David Porter	2003-04	2010 James Ferentz	2014-pr.
2000	Eric Steinbach	2003-11	2010 Adam Gettis	2012-19
2001	Robert Gallery	2004-11	2010 Riley Reiff	2012-pr.
2001	Bruce Nelson	2003-05	2010 J. Vandervelde	2011-16
2001	David Porter	2003-04	2010 Markus Zusevics	2012-13
2001	Eric Steinbach	2003-11	2011 James Ferentz	2014-pr.
2002	Robert Gallery	2004-11	2011 Adam Gettis	2012-19
2002	Bruce Nelson	2003-05	2011 Riley Reiff	2012-pr.
2002	David Porter	2003-04	2011 Brandon Scherff	2015-pr.
2002	Eric Steinbach	2003-11	2011 Matt Tobin	2013-18
2003	Sam Aiello	2004	2011 Markus Zusevics	2012-13
2003	Brian Ferentz	2007	2012 Connor Boffeli	2014-15
2003	Robert Gallery	2004-11	2012 James Ferentz	2014-pr.
2003	Mike Jones	2007-08	2012 Austin Blythe	2016-pr.
2003	Pete McMahon	2005-06	2012 Andrew Donnal	2015-20
2003	Eric Rothwell	2004	2012 Brandon Scherff	2015-pr.
2004	Mike Elgin	2007-08	2012 Matt Tobin	2013-18
2004	Brian Ferentz	2007	2013 Austin Blythe	2016-pr.
2004	Mike Jones	2007-08	2013 Connor Boffeli	2014-15
2004	Pete McMahon	2005-06	2013 Brandon Scherff	2015-pr.
2005	Mike Elgin	2007-08	2014 Austin Blythe	2016-pr.
2005	Brian Ferentz	2007	2014 Andrew Donnal	2015-20
2005	Mike Jones	2007-08	2014 Brandon Scherff	2015-pr.
2005	Seth Olsen	2009-12	2015 Austin Blythe	2016-pr.
2005	Marshal Yanda	2007-19	2015 Cole Croston	2017-19
2006	Mike Elgin	2007-08	2015 James Daniels	2018-pr.
2006	Mike Jones	2007-08	2016 Cole Croston	2017-19
2006	Seth Olsen	2009-12	2016 James Daniels	2018-pr.
2006	Marshal Yanda	2007-19	2017 James Daniels	2018-pr.
2007	Bryan Bulaga	2010-pr.	2017 Ike Boettger	2018-pr.
2007	Kyle Calloway	2010	2017 Tristan Wirfs	2020-pr.
2007	Seth Olsen	2009-12	2018 Keegan Render	2019
2007	J. Vandervelde	2011-16	2018 Ross Reynolds	2019
2008	Rob Bruggeman	2009-11	2018 Tristan Wifs	2020-pr.
2008	Bryan Bulaga	2010-pr.	2019 Tristan Wirfs	2020-pr.
2008	Kyle Calloway	2010		
2008	Seth Olsen	2009-12		
2008	J. Vandervelde	2011-16		





# IOWA FOOTBALL

33 Bowl Games 11 Big Ten Championships 28 Consensus All-America Honors 14 CFB Hall of Fame Inductees

Date	Opponent	Score	Conference		Attend
			Record	Time	
Oct. 24	*at Purdue	L, 20-24	0-1	3:21	900
Oct. 31	* Northwestern	L, 20-21	0-2	3:16	1,432
Nov. 7	* Michigan State				
Nov. 13	* at Minnesota				
Nov. 21	* at Penn State				
Nov. 27	* Nebraska				
Dec. 5	* at Illinois				
Dec. 12	* Wisconsin				

\* -- Big Ten Conference game

## ALL PURPOSE YARDS

All Purpose	g	rush	rcv	pr	kr	ir	total	avg/g
Smith-Marset	2	18	84	0	98	0	200	100.0
Goodson,Tyl	2	120	67	0	0	0	187	93.5
LaPorta,Sam	2	0	117	0	0	0	117	58.5
Sargent,Mek	2	91	6	0	0	0	97	48.5
Ragaini,Nico	2	0	77	0	0	0	77	38.5
Smith,Brando	2	0	53	0	0	0	53	26.5
Tracy,Tyrone	2	0	52	0	0	0	52	26.0
Jones,Charlie	2	0	0	45	0	0	45	22.5
Kelly-Martin,I.	2	29	5	0	0	0	34	17.0
Pottebaum,M	2	0	17	0	0	0	17	8.5
Wade,B.	2	0	0	0	0	16	16	8.0
Petras,Spenc	2	14	0	0	0	0	14	7.0
Koerner,Jack	2	0	0	0	0	5	5	2.5
Beyer,Shaun	2	0	3	0	0	0	3	1.5
Total	2	272	481	45	98	21	917	458.5
Opponents	2	247	412	-8	51	21	723	361.5





**Iowa Hawkeye Football**  
**IOWA Overall Team Statistics (as of Oct 31, 2020)**  
**All games**

<b>Team Statistics</b>	<b>IOWA</b>	<b>OPP</b>
SCORING	40	45
Points Per Game	20.0	22.5
Points Off Turnovers	17	14
FIRST DOWNS	39	42
Rushing	16	16
Passing	21	22
Penalty	2	4
RUSHING YARDAGE	272	247
Yards gained rushing	295	315
Yards lost rushing	23	68
Rushing Attempts	59	87
Average Per Rush	4.6	2.8
Average Per Game	136.0	123.5
TDs Rushing	3	3
PASSING YARDAGE	481	412
Comp-Att-Int	48-90-3	42-68-3
Average Per Pass	5.3	6.1
Average Per Catch	10.0	9.8
Average Per Game	240.5	206.0
TDs Passing	1	3
TOTAL OFFENSE	753	659
Total Plays	149	155
Average Per Play	5.1	4.3
Average Per Game	376.5	329.5
KICK RETURNS: #-Yards	4-98	3-51
PUNT RETURNS: #-Yards	5-45	1--8
INT RETURNS: #-Yards	3-21	3-21
KICK RETURN AVERAGE	24.5	17.0
PUNT RETURN AVERAGE	9.0	-8.0
INT RETURN AVERAGE	7.0	7.0
FUMBLES-LOST	3-2	3-2
PENALTIES-Yards	13-120	9-66
Average Per Game	60.0	33.0
PUNTS-Yards	10-461	12-535
Average Per Punt	46.1	44.6
Net punt average	46.9	40.8
KICKOFFS-Yards	9-581	9-584
Average Per Kick	64.6	64.9
Net kick average	42.2	40.1
TIME OF POSSESSION/Game	28:08	31:52
3RD-DOWN Conversions	10/30	16/35
3rd-Down Pct	33%	46%
4TH-DOWN Conversions	3/5	3/3
4th-Down Pct	60%	100%
SACKS BY-Yards	5-40	2-10
MISC YARDS	0	0
TOUCHDOWNS SCORED	4	6
FIELD GOALS-ATTEMPTS	4-5	1-1
ON-SIDE KICKS	0-0	0-0
RED-ZONE SCORES	(7-8) 88%	(7-8) 88%
RED-ZONE TOUCHDOWNS	(4-8) 50%	(6-8) 75%
PAT-ATTEMPTS	(4-4) 100%	(6-6) 100%
ATTENDANCE	1432	900
Games/Avg Per Game	1/1432	1/900
Neutral Site Games		0/0

<b>Score by Quarters</b>	<b>1st</b>	<b>2nd</b>	<b>3rd</b>	<b>4th</b>	<b>OT</b>	<b>Total</b>
IOWA	17	20	0	3	0	40
Opponents	7	21	7	10	0	45

**Iowa Hawkeye Football**  
**IOWA Overall Individual Statistics (as of Oct 31, 2020)**  
**All games**

<b>Rushing</b>	<b>g</b>	<b>att</b>	<b>gain</b>	<b>loss</b>	<b>net</b>	<b>avg</b>	<b>td</b>	<b>lg</b>	<b>avg/g</b>
Goodson,Tyler	2	29	131	11	120	4.1	1	16	60.0
Sargent,Mekhi	2	15	93	2	91	6.1	1	21	45.5
Kelly-Martin,I.	2	4	29	0	29	7.2	0	14	14.5
Smith-Marsette	2	2	18	0	18	9.0	0	15	9.0
Petras,Spencer	2	8	24	10	14	1.8	1	10	7.0
Pottebaum,Monte	2	1	0	0	0	0.0	0	0	0.0
<b>Total</b>	<b>2</b>	<b>59</b>	<b>295</b>	<b>23</b>	<b>272</b>	<b>4.6</b>	<b>3</b>	<b>21</b>	<b>136.0</b>
<b>Opponents</b>	<b>2</b>	<b>87</b>	<b>315</b>	<b>68</b>	<b>247</b>	<b>2.8</b>	<b>3</b>	<b>33</b>	<b>123.5</b>

<b>Passing</b>	<b>g</b>	<b>effic</b>	<b>comp</b>	<b>att</b>	<b>in</b>	<b>pct</b>	<b>yds</b>	<b>td</b>	<b>lg</b>	<b>avg/g</b>
Petras,Spencer	2	96.30	48	89	3	53.9	481	1	40	240.5
Team	1	0.00	0	1	0	0.0	0	0	0	0.0
<b>Total</b>	<b>2</b>	<b>95.23</b>	<b>48</b>	<b>90</b>	<b>3</b>	<b>53.3</b>	<b>481</b>	<b>1</b>	<b>40</b>	<b>240.5</b>
<b>Opponents</b>	<b>2</b>	<b>118.39</b>	<b>42</b>	<b>68</b>	<b>3</b>	<b>61.8</b>	<b>412</b>	<b>3</b>	<b>22</b>	<b>206.0</b>

<b>Receiving</b>	<b>g</b>	<b>no.</b>	<b>yds</b>	<b>avg</b>	<b>td</b>	<b>lg</b>	<b>avg/g</b>
LaPorta,Sam	2	11	117	10.6	0	20	58.5
Smith-Marsette	2	7	84	12.0	0	20	42.0
Ragani,Nico	2	7	77	11.0	0	28	38.5
Goodson,Tyler	2	7	67	9.6	0	40	33.5
Smith,Brandon	2	6	53	8.8	1	16	26.5
Tracy,Tyrone	2	4	52	13.0	0	22	26.0
Kelly-Martin,I.	2	2	5	2.5	0	4	2.5
Beyer,Shaun	2	2	3	1.5	0	3	1.5
Pottebaum,Monte	2	1	17	17.0	0	17	8.5
Sargent,Mekhi	2	1	6	6.0	0	6	3.0
<b>Total</b>	<b>2</b>	<b>48</b>	<b>481</b>	<b>10.0</b>	<b>1</b>	<b>40</b>	<b>240.5</b>
<b>Opponents</b>	<b>2</b>	<b>42</b>	<b>412</b>	<b>9.8</b>	<b>3</b>	<b>22</b>	<b>206.0</b>

<b>Punt Returns</b>	<b>no.</b>	<b>yds</b>	<b>avg</b>	<b>td</b>	<b>lg</b>
Jones,Charlie	5	45	9.0	0	25
<b>Total</b>	<b>5</b>	<b>45</b>	<b>9.0</b>	<b>0</b>	<b>25</b>
<b>Opponents</b>	<b>1</b>	<b>-8</b>	<b>-8.0</b>	<b>0</b>	<b>0</b>

<b>Interceptions</b>	<b>no.</b>	<b>yds</b>	<b>avg</b>	<b>td</b>	<b>lg</b>
Koerner,Jack	1	5	5.0	0	5
Hankins,Matt	1	0	0.0	0	0
Wade,B.	1	16	16.0	0	16
<b>Total</b>	<b>3</b>	<b>21</b>	<b>7.0</b>	<b>0</b>	<b>16</b>
<b>Opponents</b>	<b>3</b>	<b>21</b>	<b>7.0</b>	<b>0</b>	<b>18</b>

<b>Kick Returns</b>	<b>no.</b>	<b>yds</b>	<b>avg</b>	<b>td</b>	<b>lg</b>
Smith-Marsette	4	98	24.5	0	33
<b>Total</b>	<b>4</b>	<b>98</b>	<b>24.5</b>	<b>0</b>	<b>33</b>
<b>Opponents</b>	<b>3</b>	<b>51</b>	<b>17.0</b>	<b>0</b>	<b>18</b>

<b>Fumble Returns</b>	<b>no.</b>	<b>yds</b>	<b>avg</b>	<b>td</b>	<b>lg</b>
<b>Total</b>	<b>0</b>	<b>0</b>	<b>0.0</b>	<b>0</b>	<b>0</b>
<b>Opponents</b>	<b>0</b>	<b>0</b>	<b>0.0</b>	<b>0</b>	<b>0</b>

**Iowa Hawkeye Football**  
**IOWA Overall Individual Statistics (as of Oct 31, 2020)**  
**All games**

Scoring	td	fg	PAT				dx	saf	pts
			kick	rush	rcv	pass			
Duncan,Keith	-	4-4	4-4	-	-	-	-	-	16
Goodson,Tyler	1	-	-	-	-	-	-	-	6
Sargent,Mekhi	1	-	-	-	-	-	-	-	6
Petras,Spencer	1	-	-	-	-	-	-	-	6
Smith,Brandon	1	-	-	-	-	-	-	-	6
Shudak,Caleb	-	0-1	-	-	-	-	-	-	0
Total	4	4-5	4-4	-	-	-	-	-	40
Opponents	6	1-1	6-6	-	-	-	-	-	45

Total Offense	g	plays	rush	pass	total	avg/g
Petras,Spencer	2	97	14	481	495	247.5
Goodson,Tyler	2	29	120	0	120	60.0
Sargent,Mekhi	2	15	91	0	91	45.5
Kelly-Martin,I.	2	4	29	0	29	14.5
Smith-Marsette	2	2	18	0	18	9.0
Total	2	149	272	481	753	376.5
Opponents	2	155	247	412	659	329.5

Field Goals	fg	pct.	01-19	20-29	30-39	40-49	50-99	lg	blk
Duncan,Keith	4-4	100.	0-0	2-2	1-1	1-1	0-0	47	0
Shudak,Caleb	0-1	0.0	0-0	0-0	0-0	0-0	0-1	0	0

Punting	no.	yds	avg	lg	tb	fc	i20	50+	blk
Taylor,Tory	10	461	46.1	58	0	5	5	5	0
Total	10	461	46.1	58	0	5	5	5	0
Opponents	12	535	44.6	58	0	5	5	2	0

FG Sequence	IOWA	Opponents
Purdue	(27),(33)	(29)
Northwestern	(22),(47),52	-

Kickoffs	no.	yds	avg	tb	ob	retn	net	ydIn
Shudak,Caleb	9	581	64.6	6	0			
Total	9	581	64.6	6	0	17.0	42.2	22
Opponents	9	584	64.9	5	0	24.5	40.1	24

Numbers in (parentheses) indicate field goal was made.



**Iowa Hawkeye Football**  
**IOWA Overall Defensive Statistics (as of Oct 31, 2020)**  
**All games**

#	Defensive Leaders	gp	Tackles			tfl/yds	Sacks	Pass defense			Fumbles		blkd	
			ua	a	tot		no-yds	int-yds	brup	qbh	rcv-yds	ff	kick	saf
54	Nixon,Daviyon	2	10	8	18	5.5-32	2.0-20	.	.	.	.	1	.	.
28	Koerner,Jack	2	11	7	18	1.0-1	.	1-5	.	.	.	.	.	.
49	Niemann,Nick	2	10	8	18	0.5-1	.	.	.	.	.	.	.	.
33	Moss,Riley	2	13	3	16	.	.	.	1	.	.	.	.	.
44	Benson,Seth	1	10	3	13	.	.	.	.	2	.	.	.	.
57	Golston,C.	2	6	4	10	1.5-7	0.5-3	.	1	1	.	.	.	.
96	Heflin,Jack	2	4	5	9	0.5-1	.	.	.	.	.	.	.	.
8	Hankins,Matt	2	7	1	8	.	.	1-0	.	.	.	.	.	.
4	Belton,Dane	2	5	3	8	.	.	.	1	.	.	.	.	.
97	VanValkenburg,Z	2	2	6	8	0.5-0	.	.	.	.	1-0	1	.	.
35	Wade,B.	2	4	2	6	1.0-9	1.0-9	1-16	.	.	.	.	.	.
26	Merriweather,K.	2	2	3	5	.	.	.	.	.	.	.	.	.
99	Shannon,Noah	2	.	4	4	0.5-5	0.5-5	.	.	.	.	.	.	.
20	Brents,Julius	2	1	3	4	.	.	.	.	.	.	.	.	.
10	Sargent,Mekhi	2	1	.	1	.	.	.	.	.	.	.	.	.
5	Jacobs,Jestin	2	.	1	1	.	.	.	.	.	.	.	.	.
13	Evans,Joe	2	1	.	1	1.0-3	1.0-3	.	.	.	.	.	.	.
92	Waggoner,John	2	.	1	1	.	.	.	.	.	.	.	.	.
47	Anderson,Nick	2	.	1	1	.	.	.	.	.	.	.	.	.
65	Linderbaum,T.	2	1	.	1	.	.	.	.	.	.	.	.	.
37	Fisher,Kyler	1	1	.	1	.	.	.	.	.	.	.	.	.
23	Byrd,Shadrick	1	.	1	1	.	.	.	.	.	.	.	.	.
22	Roberts,Terry	2	1	.	1	.	.	.	.	.	1-0	.	.	.
Total		2	90	64	154	12-59	5-40	3-21	3	3	2-0	2	.	.
Opponents		2	83	44	127	8-23	2-10	3-21	5	1	2-0	3	.	.

**Iowa Hawkeye Football**  
**IOWA Red-Zone Results (as of Oct 31, 2020)**  
**All games**

**IOWA Inside Opponent Red-Zone**

Date	Opponent	Score	Times In RZ	Times Score	Total Pts	Rush TDs	Pass TDs	FGs Made	Failed to score inside RZ						
									FGA	Dow	Int	Fum	Half	Gam	
Oct 24, 202	at Purdue	L 20-24	5	4	20	2	2	0	2	0	0	0	1	0	0
Oct 31, 202	NORTHWESTERN	L 20-21	3	3	17	2	1	1	1	0	0	0	0	0	0
Totals			8	7	37	4	3	1	3	0	0	0	1	0	0
7 of 8 (87.5%)															

**Opponents Inside IOWA Red-Zone**

Date	Opponent	Score	Times In RZ	Times Score	Total Pts	Rush TDs	Pass TDs	FGs Made	Failed to score inside RZ						
									FGA	Dow	Int	Fum	Half	Gam	
Oct 24, 202	at Purdue	L 20-24	5	4	24	3	0	3	1	0	0	1	0	0	0
Oct 31, 202	NORTHWESTERN	L 20-21	3	3	21	3	3	0	0	0	0	0	0	0	0
Totals			8	7	45	6	3	3	1	0	0	1	0	0	0
7 of 8 (87.5%)															

# Iowa Hawkeye Football

## IOWA Combined Team Statistics (as of Oct 31, 2020)

### All games

Date	Opponent	Score	Att.
* Oct 24, 202	at Purdue	L 20-24	900
* Oct 31, 202	NORTHWESTERN	L 20-21	1432

Record:	Overall	Home	Away	Neutral
All games	0-2	0-1	0-1	0-0
Conference	0-2	0-1	0-1	0-0
Non-Conference	0-0	0-0	0-0	0-0

Rushing	g	att	gain	loss	net	avg	td	lg	avg/g
Goodson, Tyler	2	29	131	11	120	4.1	1	16	60.0
Sargent, Mekhi	2	15	93	2	91	6.1	1	21	45.5
Kelly-Martin, I.	2	4	29	0	29	7.2	0	14	14.5
Smith-Marsette	2	2	18	0	18	9.0	0	15	9.0
Petras, Spencer	2	8	24	10	14	1.8	1	10	7.0
Total	2	59	295	23	272	4.6	3	21	136.0
Opponents	2	87	315	68	247	2.8	3	33	123.5

Team Statistics	IOWA	OPP
FIRST DOWNS	39	42
Rushing	16	16
Passing	21	22
Penalty	2	4
RUSHING YARDAGE	272	247
Rushing Attempts	59	87
Average Per Rush	4.6	2.8
Average Per Game	136.0	123.5
TDs Rushing	3	3
PASSING YARDAGE	481	412
Comp-Att-Int	48-90-3	42-68-3
Average Per Pass	5.3	6.1
Average Per Catch	10.0	9.8
Average Per Game	240.5	206.0
TDs Passing	1	3
TOTAL OFFENSE	753	659
Average Per Play	5.1	4.3
Average Per Game	376.5	329.5
KICK RETURNS: #-Yards	4-98	3-51
PUNT RETURNS: #-Yards	5-45	1--8
INT RETURNS: #-Yards	3-21	3-21
FUMBLES-LOST	3-2	3-2
PENALTIES-Yards	13-120	9-66
PUNTS-AVG	10-46.1	12-44.6
TIME OF POSSESSION/G	28:08	31:52
3RD-DOWN Conversions	10/30	16/35
4TH-DOWN Conversions	3/5	3/3

Passing	g	effic	comp	att	int	pct	yds	td	lg	avg/g
Petras, Spencer	2	96.30	48	89	3	53.9	481	1	40	240.5
Team	1	0.00	0	1	0	0.0	0	0	0	0.0
Total	2	95.23	48	90	3	53.3	481	1	40	240.5
Opponents	2	118.39	42	68	3	61.8	412	3	22	206.0

Receiving	g	no.	yds	avg	td	lg	avg/g
LaPorta, Sam	2	11	117	10.6	0	20	58.5
Smith-Marsette	2	7	84	12.0	0	20	42.0
Ragaini, Nico	2	7	77	11.0	0	28	38.5
Goodson, Tyler	2	7	67	9.6	0	40	33.5
Smith, Brandon	2	6	53	8.8	1	16	26.5
Tracy, Tyrone	2	4	52	13.0	0	22	26.0
Kelly-Martin, I.	2	2	5	2.5	0	4	2.5
Beyer, Shaun	2	2	3	1.5	0	3	1.5
Pottebaum, Monte	2	1	17	17.0	0	17	8.5
Sargent, Mekhi	2	1	6	6.0	0	6	3.0
Total	2	48	481	10.0	1	40	240.5
Opponents	2	42	412	9.8	3	22	206.0

Field Goals	fg	pct.	01-19	20-29	30-39	40-49	50-99	lg	blk
Duncan, Keith	4-4	100.	0-0	2-2	1-1	1-1	0-0	47	0
Shudak, Caleb	0-1	0.0	0-0	0-0	0-0	0-0	0-1	0	0

Interceptions	no.	yds	avg	td	lg
Hankins, Matt	1	0	0.0	0	0
Koerner, Jack	1	5	5.0	0	5
Wade, B.	1	16	16.0	0	16

Scoring	td	fg	PAT					pts
			kick	rush	rcv	pass	dpx saf	
Duncan, Keith	-	4-4	4-4	-	-	-	-	16
Smith, Brandon	1	-	-	-	-	-	-	6
Goodson, Tyler	1	-	-	-	-	-	-	6
Petras, Spencer	1	-	-	-	-	-	-	6
Sargent, Mekhi	1	-	-	-	-	-	-	6
Total	4	4-5	4-4	-	-	-	-	40
Opponents	6	1-1	6-6	-	-	-	-	45

Punting	no.	yds	avg	lg	tb	fc	i20	50+	blk
Taylor, Tory	10	461	46.1	58	0	5	5	5	0

Punt Returns	no.	yds	avg	td	lg
Jones, Charlie	5	45	9.0	0	25
Total	5	45	9.0	0	25
Opponents	1	-8	-8.0	0	0

Score by Quarters	1st	2nd	3rd	4th	OT	Total
IOWA	17	20	0	3	0	40
Opponents	7	21	7	10	0	45

Kick Returns	no.	yds	avg	td	lg
Smith-Marsette	4	98	24.5	0	33
Total	4	98	24.5	0	33
Opponents	3	51	17.0	0	18

All Purpose	g	rush	rcv	pr	kr	ir	total	avg/g
Smith-Marsett	2	18	84	0	98	0	200	100.0
Goodson, Tyle	2	120	67	0	0	0	187	93.5
LaPorta, Sam	2	0	117	0	0	0	117	58.5
Sargent, Mekh	2	91	6	0	0	0	97	48.5
Ragaini, Nico	2	0	77	0	0	0	77	38.5
Total	2	272	481	45	98	21	917	458.5
Opponents	2	247	412	-8	51	21	723	361.5

Total Offense	g	plays	rush	pass	total	avg/g
Petras, Spencer	2	97	14	481	495	247.5
Goodson, Tyler	2	29	120	0	120	60.0
Sargent, Mekhi	2	15	91	0	91	45.5
Kelly-Martin, I.	2	4	29	0	29	14.5
Smith-Marsette	2	2	18	0	18	9.0
Total	2	149	272	481	753	376.5
Opponents	2	155	247	412	659	329.5

#	Defensive Leaders	gp	Tackles				Sacks	Pass defense			Fumbles		blkd	
			ua	a	tot	tfl/yds		no-yds	int-yds	brup	qbh	rcv-yds	ff	kick
54	Nixon, Daviyon	2	10	8	18	5.5-32	2.0-20	.	.	.	.	.	.	.
49	Niemann, Nick	2	10	8	18	0.5-1	.	.	.	.	.	.	.	.
28	Koerner, Jack	2	11	7	18	1.0-1	.	1-5	.	.	.	.	.	.
33	Moss, Riley	2	13	3	16	.	.	.	1	.	.	.	.	.
44	Benson, Seth	1	10	3	13	.	.	.	.	2	.	.	.	.
Total		2	90	64	154	12-59	5-40	3-21	3	3	2-0	2	.	.
Opponents		2	83	44	127	8-23	2-10	3-21	5	1	2-0	3	.	.



# IOWA FOOTBALL

33 Bowl Games 11 Big Ten Championships 28 Consensus All-America Honors 14 CFB Hall of Fame Inductees

Game	Score	First Downs	Rushing Att-Net	Pass. Yards	Passing Com.-Att.-Int	Total Offense	Punts-Avg.	Fum.-Lost	Pen. Yds.
Iowa	20	19	36-195	265	22-39-0	460	6-44.2	3-2	10-100
at Purdue	24	24	27-104	282	31-50-2	386	6-47.5	0-0	3-21
Northwestern	21	18	60-143	130	11-18-1	273	6-41.7	3-2	6-45
at Iowa	20	20	23-77	216	26-51-3	293	4-49.0	0-0	3-20







# IOWA FOOTBALL

33 Bowl Games 11 Big Ten Championships 28 Consensus All-America Honors 14 CFB Hall of Fame Inductees

## Individual

Points	8, Keith Duncan, 2X, last vs. Northwestern, 10/31/20
Rushing Attempts	16, Tyler Goodson at Purdue, 10/24/20
Yards Rushing	77, at Purdue, 10/24/20
Pass Attempts	50, Spencer Petras (26 comp.) vs. Northwestern, 10/31/20
Pass Completions	26 (50 att.), Spencer Petras vs. Northwestern, 10/31/20
Yards Passing	265 (22-of-39), Spencer Petras at Purdue, 10/24/20
Receptions	7, Ihmir Smith-Marsette vs. Northwestern, 10/31/20
Yards Receiving	84, Ihmir Smith-Marsette vs. Northwestern, 10/31/20
Yards Total Offense	265, Spencer Petras at Purdue, 10/24/20
All-Purpose Yards	136, Tyler Goodson at Purdue, 10/24/20
Yards Punt Returns	37, Charlie Jones at Purdue, 10/24/20
Yards Kickoff Returns	65, Ihmir Smith-Marsette at Purdue, 10/24/20
Field Goals Made	2, Keith Duncan, 2X last vs. Northwestern, 10/31/20
Extra Points	2, Keith Duncan, 2X last vs. Northwestern, 10/31/20
Interceptions	1, 3X, last Jack Koerner vs. Northwestern, 10/31/20
Tackles	13, 2X, last Seth Benson vs. Northwestern, 10/31/20
Sacks	1.5, Daviyon Nixon vs. Northwestern, 10/31/20
TFL's	3.0, Daviyon Nixon vs. Northwestern, 10/31/20

## Team Offense (Iowa highs)

Points	20, 2X, last vs. Northwestern, 10/31/20
Rushing Attempts	36 at Purdue, 10/24/20
Net Yards Rushing	195 at Purdue, 10/24/20
Pass Attempts	51 (26 comp.) vs. Northwestern, 10/31/20
Pass Completions	26 (51 att.) vs. Northwestern, 10/31/20
Yards Passing	265 (22-of-39) at Purdue, 10/24/20
Yards Total Offense	460 at Purdue, 10/24/20
Total Plays	75 at Purdue, 10/24/20
First Downs	20 vs. Northwestern, 10/31/20

## Team Defense (Opponents lows)

Points	24 at Purdue, 10/24/20
Rushing Attempts	60 vs. Northwestern, 10/31/20
Net Yards Rushing	143 vs. Northwestern, 10/31/20
Pass Attempts	18 (11 comp.) vs. Northwestern, 10/31/20
Pass Completions	11 (18 comp.) vs. Northwestern, 10/31/20
Yards Passing	130 (11-of-18) vs. Northwestern, 10/31/20
Yards Total Offense	273 vs. Northwestern, 10/31/20
Total Plays	77 at Purdue, 10/24/20
First Downs	18 vs. Northwestern, 10/31/20

## Longest Plays

Run	21	Mekhi Sargent at Purdue, 10/24/20
Reception	40	Tyler Goodson at Purdue, 10/24/20
Field Goal	47	Keith Duncan vs. Northwestern, 10/31/20
Interception Return	16	Barrington Wade at Purdue, 10/24/20
Fumble Return	--	
Punt Return	25	Charlie Jones at Purdue, 10/24/20
Kickoff Return	33	Ihmir Smith-Marsette vs. Northwestern, 10/31/20
Scoring drive	73 (11 plays, 4:51)	at Purdue, 10/24/20
Non-scoring drive	59 (7 plays, 2:35)	at Purdue, 10/24/20





# IOWA FOOTBALL

33 Bowl Games 11 Big Ten Championships 28 Consensus All-America Honors 14 CFB Hall of Fame Inductees

**A kickoff was returned for a TD . . .**

by Iowa -- Ihmir Smith-Marsette (98 yards), vs. USC, 12/27/19  
by an opponent -- Will Likely (100 yards), Maryland, 10/31/15

**A punt was returned for a TD . . .**

by Iowa -- Kyle Groeneweg (returned 61 yards on PR), at Illinois, 11/17/18  
by Iowa -- Paki O'Meara (returned 42 yards after block), vs. Eastern Illinois, 9/4/10  
by an opponent -- Christian McCaffrey (63 yards), Stanford, 1/1/16  
by an opponent -- Tremaine McCollum (returned six yards after block), Florida, 1/2/06

**Two punts were returned for a TD . . .**

by Iowa -- Kevonte Martin-Manley (83 and 63 yards), vs. Western Michigan, 9/21/13

**A punt was blocked . . .**

by Iowa -- A.J. Epenesa at Illinois, 11/17/18  
by an opponent -- Jauan Wesley vs. Northern Illinois, 9/1/18

**A punt was blocked and returned for a TD...**

by Iowa -- Ben Niemann vs. Northwestern, 11/1/14  
by an opponent -- Ryan Lewis (block), Pat Amara, Jr., return (TD) vs. Pittsburgh, 9/19/15

**A field goal was blocked...**

by Iowa -- Anthony Nelson vs. Penn State, 9/23/17  
by an opponent -- Rickey Neal vs. Northern Iowa, 9/15/18

**An interception was returned for a TD . . .**

by Iowa -- Nick Niemann (25 yards), vs. USC, 12/27/19  
by an opponent -- Chauncey Gardner, Jr., (58 yards), vs. Florida, 1/2/17

**Two interceptions were returned for a TD . . .**

by Iowa (individual) -- Josh Jackson (43 yards, 52 yards) at Wisconsin, 11/11/17  
by Iowa (team) -- Josey Jewell (34 yards), Bo Bower (88 yards) vs. North Texas, 9/26/15

**A fumble was returned for a TD . . .**

by Iowa -- A.J. Epenesa (19 yards) at Illinois, 11/17/18  
by an opponent -- Blake Dueitt (35 yards), vs. Ball State, 9/6/14

**A blocked PAT attempt was returned for a score . . .**

by Iowa -- D.J. Johnson (99 yards), at Penn State, 9/28/02  
by an opponent -- Jason Simmons (85 yards), at Ohio State, 11/2/91

**A safety was scored . . .**

by Iowa -- (2) at Penn State, 10/27/18 on Dominique Daffney blocked punt & PSU bad snap  
by an opponent -- Shareef Miller TFL on Akrum Wadley rush vs. Penn State, 9/23/17

**A player rushed for over 200 yards . . .**

by Iowa -- Akrum Wadley (26-204), at Northwestern, 10/17/15  
by an opponent -- Jonathan Taylor (31-250), at Wisconsin, 11/9/19

**Iowa had two 100 yard receivers...**

T.J.Hockenson (4-107-2), Noah Fant (4-101-1), at Indiana, 10/13/18

**A player passed for over 300 yards . . .**

by Iowa -- Nate Stanley (308), vs. Illinois, 11/23/19  
by an opponent -- Tanner Morgan (368), Minnesota, 11/16/19

**A player scored four TDs . . .**

by Iowa -- Akrum Wadley (4 rush), at Northwestern, 10/17/15  
by an opponent -- Darnell Autry (3 rush, 1 rec.), Northwestern, 11/9/96

**A team rushed for over 400 yards . . .**

by Iowa -- vs. Tulsa (408 yards), 9/13/97  
by an opponent -- Indiana (433 yards), 9/30/00

**A team passed for over 400 yards . . .**

by Iowa -- vs. Indiana (426 yards), 10/23/99  
by an opponent -- Purdue (458 yards), 10/15/16

**A team gained over 600 yards of total offense . . .**

by Iowa -- vs. Middle Tennessee (644 yards), 9/28/19  
by an opponent -- Wisconsin (604 yards), 11/13/99

**A team scored over 50 points . . .**

by Iowa -- at Illinois (63 points), 11/17/18  
by an opponent -- at Minnesota (51 points), 11/8/14

**A team was held under 75 yards rushing . . .**

by Iowa -- vs. USC -- 18-22 yards, 12/27/19  
by an opponent -- vs. Penn State -- 30-70 yards, 10/12/19

**A team was held under 100 yards passing . . .**

by Iowa -- Rutgers (47 yards), 9/7/19  
by an opponent -- Nebraska (99 yards), 11/29/19

**A team was held at/under 200 yards of total offense . . .**

by Iowa -- Rutgers (125 yards), 9/7/19  
by an opponent -- vs. Mississippi State (199 yards), 1/1/19

**Iowa scored 3 or more non-offensive touchdowns . . .**

by Iowa -- vs. Western Michigan (2 punts, 2 interceptions), 9/21/13

**Iowa recovered an onside kick . . .**

by Iowa -- first quarter vs. Illinois, 10/7/17

## LARGEST MARGINS

### Iowa Victories

Opponent, Year	Score	Mar.
Iowa Teachers, 1914	95-0	95
Coe, 1908	92-0	92
Iowa Wesleyan, 1890	91-0	91
Cornell, 1904	88-0	88
Cornell, 1913	76-0	76
Des Moines, 1905	72-0	72
Northwestern, 1913	78-6	72
Grinnell, 1904	69-0	69
Iowa Teachers, 1900	68-0	68
Northern Iowa, 1997	66-0	66
Northwestern, 1981	64-0	64
at Illinois, 2018	63-0	63
Cornell, 1920	63-0	63
Indiana, 1997	62-0	62
UTEP, 1986	69-7	62
Grinnell, 1900	63-2	61
Washington ( Mo.), 1902	61-0	61
Knox, 1922	61-0	61
Cornell, 1894	60-0	60
Indiana, 1913	60-0	60
North Dakota St., 1947	59-0	59
Illinois, 1985	59-0	59
Cornell, 1891	64-6	58
Illinois, 1899	58-0	58
Drake, 1985	58-0	58
Upper Iowa, 1900	57-0	57
Western Michigan, 2013	59-3	56
Ball State, 2005	56-0	56
Coe, 1893	56-0	56
Purdue, 1922	56-0	56
Utah State, 1957	70-14	56
Minnesota, 2008	55-0	55
Ripon, 1928	61-6	55
Iowa State, 1985	57-3	54
Northern Illinois, 1986	57-3	54
Cincinnati, 1990	63-10	53
Kansas State, 1959	53-0	53
Northwestern, 2002	62-10	52
Kent State, 2001	51-0	51
Minnesota, 1983	61-10	51
Northern Illinois, 1991	58-7	51

### Iowa Defeats

Opponent, year	Score	Mar.
Michigan, 1902	0-107	107
Illinois, 1902	0-80	80
Minnesota, 1903	0-75	75
Minnesota, 1916	0-67	67
Ohio State, 1950	21-83	62
Denver A.C., 1893	0-58	58
Nebraska, 1980	0-57	57
Michigan, 1971	7-63	56
Michigan, 1970	0-55	55
USC, 1976	0-55	55
Kansas, 1895	0-54	54
Minnesota, 1936	0-52	52
Notre Dame, 1967	6-56	50
Illinois, 1973	0-50	50





# IOWA FOOTBALL

33 Bowl Games 11 Big Ten Championships 28 Consensus All-America Honors 14 CFB Hall of Fame Inductees

## OFFENSE

Opponent	WR	TE/WR	LT	LG	C	RG	RT	QB	RB	FB/TE/WR	WR/TE
at Purdue	Smith	LaPorta	Jackson	Schott	Linderbaum	Banwart	Cronk	Petras	Goodson	Beyer	Smith-Marsette
Northwestern	Smith	LaPorta	Jackson	Schott	Linderbaum	Banwart	Cronk	Petras	Goodson	Ragaini	Smith-Marsette
at Minnesota											
at Penn State											
Nebraska											
at Illinois											
Wisconsin											
<b>Consec. Starts</b>	<b>2</b>	<b>3</b>	<b>11</b>	<b>6</b>	<b>15</b>	<b>2</b>	<b>2</b>	<b>2</b>	<b>6</b>	<b>1</b>	<b>2</b>
<b>Career Starts</b>	<b>21</b>	<b>4</b>	<b>36</b>	<b>9</b>	<b>15</b>	<b>11</b>	<b>*42</b>	<b>2</b>	<b>6</b>	<b>3</b>	<b>18</b>

\* Cronk made 40 career starts at Indiana

## DEFENSE

Opponent	RE	DT	DT	LE	WLB	MLB	LEO/CASH	CB	CB	SS	FS/LB
at Purdue	VanValkenburg	Nixon	Heflin	Golson	Jacobs	Niemann	Wade	Hankins	Moss	Belton	Koerner
Northwestern	VanValkenburg	Nixon	Heflin	Golson	Niemann	Benson	Belton	Hankins	Moss	Merriweather	Koerner
Michigan State											
at Minnesota											
at Penn State											
Nebraska											
at Illinois											
Wisconsin											
<b>Consec. Starts</b>	<b>2</b>	<b>2</b>	<b>2</b>	<b>15</b>	<b>2</b>	<b>1</b>	<b>3</b>	<b>10</b>	<b>2</b>	<b>1</b>	<b>6</b>
<b>Career Starts</b>	<b>2</b>	<b>3</b>	<b>*31</b>	<b>15</b>	<b>15</b>	<b>1</b>	<b>6</b>	<b>21</b>	<b>9</b>	<b>2</b>	<b>13</b>

\* Heflin made 29 career starts at Northern Illinois.

Offense Career Starts		Defense Career Starts	
Quarterback	Spencer Petras (2)	Offensive Line	Cole Banwart (11) Coy Cronk (42) Alaric Jackson (36) Mark Kallenberger (5) Tyler Linderbaum (15) Tyler Schott (9)
Wide Receiver	Tyrone Tracy, Jr. (8) Nico Ragaini (3) Brandon Smith (21) Ihmir Smith-Marsette (18)	Defensive End	Chauncey Golston (15) Zach VanValkenburg (2)
Running Back	Tyler Goodson (6) Ivory Kelly-Martin (6) Mekhi Sargent (12)	Defensive Line	Jack Heflin (2) Daviyon Nixon (3) Austin Schulte (2)
Fullback		Linebacker	Dane Belton (5) Seth Benson (1) Jack Campbell (1) Djimon Colbert (23) Justin Jacobs (1) Nick Niemann (15) Barrington Wade (2)
Tight End	Shaun Beyer (9) Sam Laporta (4)	Defensive Back	Dane Belton (1) Julius Brents (5) Matt Hankins (21) Jack Koerner (13) Kaevon Merriweather (2) Riley Moss (9)





# IOWA FOOTBALL

33 Bowl Games 11 Big Ten Championships 28 Consensus All-America Honors 14 CFB Hall of Fame Inductees

Opponent	Plays	Yards	T.O.P.	Result	Qtr.	Play
Purdue (4)	5	35	2:03	TD	2	Petras, 1-yd. run
	11	73	4:51	TD	2	Sargent, 1-yd. run
	5	54	0:31	FG	2	Duncan, 27-yd. FG
	10	42	4:01	FG	4	Duncan, 33-yd. FG
<b><i>Iowa Avg. Drive</i></b> <b><i>7.8</i></b> <b><i>51.0</i></b> <b><i>3:12</i></b>						
Northwestern (4)	1	7	0:06	TD	1	Smith, 7-yd. TD from Petras
	3	45	1:22	TD	1	Goodson, 15-yd. run
	13	61	5:04	FG	1	Duncan, 22-yd. FG
	9	37	3:11	FG	3	Duncan, 47-yd. FG
<b><i>Iowa Avg. Drive</i></b> <b><i>6.5</i></b> <b><i>37.5</i></b> <b><i>2:38</i></b>						
<b>Season Avg. (8)</b> <b>7.1</b> <b>44.3</b> <b>2:54</b>						

**LONGEST DRIVES**

**Plays:** 13 (61 yards, 5:04) vs. Northwestern, 10/31/20

**Yards:** 73 (11 plays, 4:51) at Purdue, 10/24/20

**Time of Possession:** 5:04 vs. Northwestern, 10/31/20

**DRIVE ANALYSIS**

Distance Length (minus)	Iowa		Opponent	
	TD	FG	TD	FG
0-9	1	0	0	0
10-19	0	0	0	0
20-29	0	0	0	0
30-39	1	1	1	0
40-49	1	1	0	0
50-59	0	1	0	0
60-69	0	1	1	0
70-79	1	0	4	1
80-89	0	0	0	0
90-99	0	0	0	0

**GAME OPENING DRIVES**

Game	Iowa			Opponent		
	Pts	Plys	Yds	Pts	Plys	Yds
Purdue	0	3	(-3)	0	3	3
N'wstern	0	3	8	0	3	6
Mich. St.						
Minnesota						
Penn St.						
Nebraska						
Illinois						
Wisconsin						

**SECOND HALF OPENING DRIVES**

Game	Iowa			Opponent		
	Pts	Plys	Yds	Pts	Plys	Yds
Purdue	0	9	28	0	7	73
N'wstern	0	6	7	0	6	4
Mich. St.						
Minnesota						
Penn St.						
Nebraska						
Illinois						
Wisconsin						

**3rd Down and...**

IOWA										OPPONENTS									
Yards	PUR	NW	MSU	MINN	PSU	NEB	ILL	WIS	Total	Yards	PUR	NW	MSU	MINN	PSU	NEB	ILL	WIS	TOTAL
1-3	2-2	2-4								1-3	1-3	3-4							
4-6	1-1	2-7								4-6	4-8	5-9							
7-9	1-3	0-0								7-9	1-4	1-1							
10-14	0-6	2-6								10-14	0-1	1-4							
15+	0-2	0-0								15+	0-0	0-1							
<b>TOTALS</b>	<b>4-13</b>	<b>6-17</b>								<b>TOTAL</b>	<b>6-16</b>	<b>10-19</b>							







# IOWA FOOTBALL

33 Bowl Games 11 Big Ten Championships 28 Consensus All-America Honors 14 CFB Hall of Fame Inductees

Yards	Type	Player(s)	Opponent
40	Pass	Spencer Petras to Tyler Goodson	at Purdue
33	Kick Return	Ihmir Smith-Marsette	Northwestern
28	Pass	Spencer Petras to Nico Ragaini	at Purdue
25	Punt Return	Charlie Jones	at Purdue
22	Pass	Spencer Petras to Tyrone Tracy, Jr.	Northwestern
22	Kick Return	Ihmir Smith-Marsette	at Purdue
21	Rush	Mekhi Sargent	at Purdue
20	Pass	Spencer Petras to Ihmir Smith-Marsette	Northwestern
20	Pass	Spencer Petras to Sam LaPorta	at Purdue
20	Pass	Spencer Petras to Sam LaPorta	at Purdue

BY LENGTH		
Yards	No.	TD
20-29	8	0
30-39	1	0
40-49	1	0
50-59	0	0
60-69	0	0
70-79	0	0
80-89	0	0
90+	0	0
<b>TOTAL</b>	<b>10</b>	<b>0</b>

BY PLAY TYPE		
Type	No.	TD
Rushing	1	0
Passing	6	0
Punt Returns	1	0
Kick Returns	2	0
Int. Returns	0	0
Fumble Returns	0	0
Other	0	0
<b>TOTAL</b>	<b>10</b>	<b>0</b>

LONGEST PLAYS OF 2020
<b>RUSHING</b> 21, Mekhi Sargent at Purdue, 10/24/20
<b>RUSHING TOUCHDOWN</b> 15, Tyler Goodson vs. Northwestern, 10/31/20
<b>RECEIVING</b> 40, Tyler Goodson at Purdue, 10/24/20
<b>RECEIVING TOUCHDOWN</b> 7, Brandon Smith vs. Northwestern, 10/31/20
<b>PUNT RETURN</b> 25, Charlie Jones at Purdue, 10/24/20
<b>KICK RETURN</b> 33, Ihmir Smith-Marsette vs. Northwestern, 10/31/20
<b>INTERCEPTION RETURN</b> 16, Barrington Wade at Purdue, 10/24/20
<b>FUMBLE RETURN</b> --
<b>PUNT</b> 58, Tory Taylor vs. Northwestern, 10/31/20
<b>FIELD GOAL</b> 47, Keith Duncan vs. Northwestern, 10/31/20

GAME-BY-GAME LONGEST PLAYS					
IOWA			OPPONENT		
Yds	Opponent	Player(s)	Yds	Opponent	Player(s)
40	at Purdue	Tyler Goodson, reception	33	at Purdue	Zander Horvath, rush
33	Northwestern	Ihmir Smith-Marsette, kick return	21	Northwestern	Peyton Ramsey, rush; Kyric McGowan, reception





# IOWA FOOTBALL

33 Bowl Games 11 Big Ten Championships 28 Consensus All-America Honors 14 CFB Hall of Fame Inductees

## IOWA BIG PLAYS

OPPONENT	Rushing			Passing				Special Teams		
	20-29	30-39	40+	20-29	30-39	40-49	50+	FG BLK	XPT BLK	PUNT BLK
at Purdue	1	0	0	3	0	1	0	0	0	0
Northwestern	0	0	0	2	0	0	0	0	0	0
Michigan State										
at Minnesota										
at Penn State										
Nebraska										
at Illinois										
Wisconsin										
<b>TOTALS</b>	<b>1</b>	<b>0</b>	<b>0</b>	<b>5</b>	<b>0</b>	<b>1</b>	<b>0</b>	<b>0</b>	<b>0</b>	<b>0</b>

## OPPONENT BIG PLAYS

OPPONENT	Rushing			Passing				Special Teams		
	20-29	30-39	40+	20-29	30-39	40-49	50+	FG BLK	XPT BLK	PUNT BLK
at Purdue	0	1	0	2	0	0	0	0	0	0
Northwestern	1	0	0	1	0	0	0	0	0	0
Michigan State										
at Minnesota										
at Penn State										
Nebraska										
at Illinois										
Wisconsin										
<b>TOTALS</b>	<b>1</b>	<b>1</b>	<b>0</b>	<b>3</b>	<b>0</b>	<b>0</b>	<b>0</b>	<b>0</b>	<b>0</b>	<b>0</b>

## TURNOVERS FORCED

OPPONENT	Iowa					Opponent			
	FUM	INT	TOT	PTS OFF	MARGIN	FUM	INT	TOT	PTS OFF
at Purdue	0	2	2	3	0	2	0	2	7
Northwestern	2	1	3	14	0	0	3	3	7
Michigan State									
at Minnesota									
at Penn State									
Nebraska									
at Illinois									
Wisconsin									
<b>TOTALS</b>	<b>2</b>	<b>3</b>	<b>5</b>	<b>17</b>	<b>0</b>	<b>2</b>	<b>3</b>	<b>5</b>	<b>14</b>





# IOWA FOOTBALL

33 Bowl Games 11 Big Ten Championships 28 Consensus All-America Honors 14 CFB Hall of Fame Inductees

## IOWA DRIVE CHARTS

PURDUE					
QTR.	START	TIME	PLAYS-Yds	TOP	RESULT
1st	IA 15	15:00	3-(-3)	1:45	Punt
	IA 14	11:29	3-0	0:29	Punt
	IA 25	7:07	7-59	2:35	Fumble
	IA 3	2:23	7-44	3:24	Punt
	P 35	12:24	5-35	2:03	TOUCHDOWN
2nd	IA 27	9:33	11-73	4:51	TOUCHDOWN
	IA 22	1:40	3-0	0:41	Punt
	IA 36	0:31	5-54	0:31	FIELD GOAL
3rd	IA 19	12:18	9-28	4:27	Punt
	IA 47	5:57	3-0	1:50	Punt
4th	IA 43	2:13	10-42	4:01	FIELD GOAL
	IA 25	8:20	6-47	2:20	Fumble
	IA 28	2:15	5-16	0:52	Downs
NORTHWESTERN					
QTR.	START	TIME	PLAYS-Yds	TOP	RESULT
1st	IA 27	13:39	3-8	1:57	Punt
	N 7	11:42	1-7	0:06	TOUCHDOWN
	N 45	9:58	3-45	1:22	TOUCHDOWN
	IA 36	6:47	13-61	5:04	FIELD GOAL
2nd	IA 34	10:20	9-37	3:11	FIELD GOAL
	IA 25	1:25	12-41	1:25	Missed FG
3rd	IA 25	15:00	6-7	2:28	Punt
	IA 44	9:44	1-0	0:08	Interception
	IA 25	6:05	3-7	1:24	Punt
	IA 8	0:11	9-38	4:47	Punt
4th	N 36	8:05	3-6	1:16	Interception
	IA 13	4:45	11-41	2:50	Downs
	IA 18	1:29	3-10	0:29	Interception

## OPPONENT DRIVE CHARTS

PURDUE					
QTR.	START	TIME	PLAYS-Yds	TOP	RESULT
1st	P 38	13:15	3-3	1:46	Punt
	P 34	11:00	9-66	3:53	TOUCHDOWN
	P 16	4:32	5-26	2:09	Punt
2nd	P 7	13:59	3-(-5)	1:35	Punt
	P 25	10:21	3-6	0:48	Punt
	P 25	4:42	9-75	3:02	TOUCHDOWN
3rd	P 43	0:59	3-4	0:28	Interception
	P 16	15:00	7-73	2:42	Interception
	P 1	7:51	4-18	1:54	Punt
4th	P 23	4:07	3-(-5)	1:54	Punt
	P 17	13:12	14-71	4:52	FIELD GOAL
	P 28	6:00	12-72	3:45	TOUCHDOWN
NORTHWESTERN					
QTR.	START	TIME	PLAYS-Yds	TOP	RESULT
1st	N 25	15:00	3-6	1:21	Punt
	N 25	11:36	5-20	1:38	Fumble
	N 25	8:36	3-(-4)	1:49	Punt
	N 25	1:43	16-75	6:23	TOUCHDOWN
	N 21	7:09	14-79	5:44	TOUCHDOWN
2nd	N 10	12:32	6-4	2:48	Punt
	IA 35	9:36	8-35	3:31	TOUCHDOWN
3rd	N 20	4:41	7-36	4:30	Punt
	N 14	10:24	5-8	2:19	Interception
	N 18	6:49	6-27	2:04	Punt
	N 46	1:55	3-(-1)	0:26	Punt
4th	N 50	1:00	2-(-7)	1:00	Half





# IOWA FOOTBALL

33 Bowl Games 11 Big Ten Championships 28 Consensus All-America Honors 14 CFB Hall of Fame Inductees

## PASSING

### Spencer Petras (RS So.)

Att: 50 vs. Northwestern (10/31/20)  
Comp: 26 vs. Northwestern (10/31/20)  
Yards: 265 at Purdue (10/24/20)  
Long: 40 at Purdue (10/24/20)

### Ihmir Smith-Marsette (Sr.)

Att: 1 vs. USC, 12/27/19

## RUSHING

### Max Cooper (Sr.)

Att: 1 at Indiana (10/13/18)  
Yards: 9 at Indiana (10/13/18)  
Long: 9 at Indiana (10/13/18)

### Tyler Goodson (So.)

Att: 21 vs. Illinois (11/23/19)  
Yards: 121 at Nebraska (11/29/19)  
Long: 55 at Nebraska (11/29/19)  
TD: 1, 6X, last vs. Northwestern (10/31/20)

### Ivory Kelly-Martin (Jr.)

Att: 24 vs. Maryland (10/20/18)  
Yards: 98 vs. Maryland (10/20/18)  
Long: 57 at Nebraska (11/24/17)  
TD: 2 vs. North Texas (9/16/17)

### Turner Pallissard (So.)

Att: 1 vs. MTSU (9/28/19)

### Spencer Petras (RS So.)

Att: 5 vs. Northwestern (10/31/20)  
Yards: 14 vs. Northwestern (10/31/20)  
Long: 10 vs. Northwestern (10/31/20)  
TD: 1, 2X, last at Purdue (10/24/20)

### Monte Pottebaum (So.)

Att: 1, 2X, last vs. Northwestern (10/31/20)

### Nico Ragaini (So.)

Att: 1 vs. Miami, Ohio (8/31/19)  
Yards: 2 vs. Miami, Ohio (8/31/19)  
Long: 2 vs. Miami, Ohio (8/31/19)

### Mekhi Sargent (Sr.)

Att: 26 vs. Nebraska (11/23/18)  
Yards: 173 vs. Nebraska (11/23/18)  
Long: 32 vs. Nebraska (11/23/18)  
TD: 2, 3X, last at Illinois (11/17/18)

### Ihmir Smith-Marsette (Sr.)

Att: 2, 6X, last at Purdue (10/24/20)  
Yards: 45 at Nebraska (11/29/19)  
Long: 45 at Nebraska (11/29/19)  
TD: 1, 3X, last vs. USC, 12/27/19

### Tyrone Tracy, Jr. (So.)

Att: 1, 7X, last vs. USC, 12/27/19  
Yards: 23 vs. USC, 12/27/19  
Long: 23 vs. USC, 12/27/19  
TD: 1 vs. USC, 12/27/19

## RECEIVING

### Shaun Beyer (Sr.)

Catches: 3 vs. Miami, Ohio (8/31/19)  
Yards: 40 vs. Illinois (11/23/19)  
Long: 40 vs. Illinois (11/23/19)

### Max Cooper (Sr.)

Catches: 1, 4X, last at Wisconsin (11/9/19)  
Yards: 7 vs. UNI (9/15/18)  
Long: 7 vs. UNI (9/15/18)

### Tyler Goodson (So.)

Catches: 5, 2X, last at Purdue (10/24/20)  
Yards: 62 at Michigan (10/5/19)  
Long: 40 at Purdue (10/24/20)

### Ivory Kelly-Martin (Jr.)

Catches: 3 vs. Northwestern (11/10/18)  
Yards: 40 at Minnesota (10/6/18)  
TD: 1 vs. Illinois (10/7/17)  
Long: 25, 2X, last vs. Rutgers (9/7/19)

### Sam LaPorta (So.)

Catches: 6, 2X, last vs. Northwestern (10/31/20)  
Yards: 71 at Purdue (10/24/20)  
Long: 41 at Northwestern (10/26/19)

### Monte Pottebaum (So.)

Catches: 1 at Purdue (10/24/20)  
Yards: 17 at Purdue (10/24/20)  
Long: 17 at Purdue (10/24/20)

### Nico Ragaini (So.)

Catches: 7 vs. Penn State (10/12/19)  
Yards: 61 at Purdue (10/24/20)  
Long: 45 vs. Miami, Ohio (8/31/19)  
TD: 1, 2X, last vs. Minnesota (11/16/19)

### Mekhi Sargent (Sr.)

Catches: 4, 2X, last vs. Miami, Ohio (8/31/19)  
Yards: 65 vs. Miami, Ohio (8/31/19)  
TD: 1 vs. Nebraska (11/23/18)  
Long: 48 vs. UNI (9/15/18)

### Brandon Smith (Sr.)

Catches: 9 vs. Purdue (10/19/19)  
Yards: 106 vs. Purdue (10/19/19)  
TD: 2 vs. MTSU (9/28/19)  
Long: 34 at Michigan (10/5/19)

### Ihmir Smith-Marsette (Sr.)

Catches: 7 vs. Northwestern (10/31/20)  
Yards: 121 vs. Illinois (11/23/19)  
TD: 2, 2X, last vs. Rutgers (9/7/19)  
Long: 60 at Minnesota (10/6/18)

### Tyrone Tracy, Jr. (So.)

Catches: 6, 2X, last vs. Illinois (11/23/19)  
Yards: 130 at Wisconsin (11/9/19)  
TD: 1, 3X, last at Wisconsin (11/9/19)  
Long: 75 at Wisconsin (11/9/19)

## DEFENSE

### Nick Anderson (Sr.)

Tackles: 1 at Purdue (10/24/20)  
Asst: 1 at Purdue (10/24/20)

### Dane Belton (So.)

Tackles: 6 vs. Purdue (10/19/19)  
Solo: 5 vs. USC, 12/27/19  
Asst: 3, 2X, last at Nebraska (11/29/19)  
TFL: 1, 2X, last vs. USC, 12/27/19  
PB: 1 at Purdue (10/24/20)

### Seth Benson (So.)

Tackles: 13 vs. Northwestern (10/31/20)  
Solo: 10 vs. Northwestern (10/31/20)  
Asst: 3 vs. Northwestern (10/31/20)  
QH: 2 vs. Northwestern (10/31/20)

### Shaun Beyer (Sr.)

Tackles: 1 at Penn State (10/27/18)  
Solo: at Penn State (10/27/18)

### Julius Brents (So.)

Tackles: 4 vs. Wisconsin (9/22/18)  
Solo: 3 at Penn State (10/27/18)  
Asst: 3 at Purdue (10/24/20)  
INT: 1 at Minnesota (10/6/18)  
PB: 2 at Minnesota (10/6/18)

### Shadrick Byrd (RS Fr.)

Tackles: 1 at Purdue (10/24/20)  
Asst: 1 at Purdue (10/24/20)

### Jack Campbell (So.)

Tackles: 4 vs. Purdue (10/19/19)  
Solo: 2 vs. Purdue (10/19/19)  
Asst: 2 vs. Purdue (10/19/19)

### Djimon Colbert (Jr.)

Tackles: 8, 3X, last at Iowa State (9/14/19)  
Solo: 6 vs. Miami, Ohio (8/31/19)  
Asst: 5, 2X, last at Iowa State (9/14/19)  
INT: 1 vs. Rutgers (9/7/19)  
TFL: 1, 3X, last at Nebraska (11/29/19)  
PB: 1, 4X, last vs. Minnesota (11/16/19)  
QH: 1 at Nebraska (11/29/19)

### Max Cooper (Sr.)

Tackles: 1 vs. UNI (9/15/18)  
Solo: 1 vs. UNI (9/15/18)

### Joe Evans (So.)

Tackles: 3 vs. Minnesota (11/16/19)  
Solo: 2 vs. Minnesota (11/16/19)  
Asst: 1, 2X, last vs. Minnesota (11/16/19)  
TFL: 1.5, 2X, last vs. Minnesota (11/16/19)  
Sacks: 1.5, 2X, last vs. Minnesota (11/16/19)  
QH: 1 at Northwestern (10/26/19)

### Kyler Fisher (RS Fr.)

Tackles: 1 vs. Northwestern (10/31/20)  
Solo: 1 vs. Northwestern (10/31/20)

### Chauncey Golston (Sr.)

Tackles: 8, 2X, last vs. Penn State (10/12/19)  
Solo: 5 at Michigan (10/5/19)  
Asst: 4 vs. Penn State (10/12/19)  
Sack: 1, 5X, last vs. Penn State (10/12/19)  
TFL: 2.5 at Northwestern (10/26/19)  
FR: 1, 3X, last vs. Mississippi State (1/1/19)  
INT: 1, 2X, last at Northwestern (10/26/19)  
QH: 3 vs. Purdue (10/19/19)  
PB: 1, 5X, last at Purdue (10/24/20)







# IOWA FOOTBALL

33 Bowl Games 11 Big Ten Championships 28 Consensus All-America Honors 14 CFB Hall of Fame Inductees

**Matt Hankins (Sr.)**

Tackles: 11 vs. Purdue (10/19/19)  
Solo: 8 vs. Purdue (10/19/19)  
Asst: 4 vs. Boston College (12/27/17)  
TFL: 1 at Nebraska (11/29/19)  
PB: 3 vs. Illinois (11/23/19)  
INT: 1, 3X, last at Purdue (10/24/20)  
QH: 1 at Nebraska (11/29/19)

**Jermari Harris (RS Fr.)**

Tackles: 2 vs. MTSU (9/28/19)  
Solo: 2 vs. MTSU (9/28/19)

**Jack Heflin (Sr.)**

Tackles: 7, 3X, last vs. Northwestern (10/31/20)  
Solo: 5, 2X, last vs. Toledo (11/1/18)  
Asst: 3, 4X, last vs. Northwestern (10/31/20)  
TFL: 3.5 vs. Toledo (11/7/18)  
Sacks: 2.5 vs. Toledo (11/7/18)  
FF: 1, 3X, last at Toledo (11/13/19)  
QH: 1, 3X, last vs. Ball State (10/5/19)  
Blocked Kick: 1 vs. Utah (9/8/18)

**Jestin Jacobs (RS Fr.)**

Tackles: 1 at Purdue (10/24/20)  
Asst: 1 at Purdue (10/24/20)

**Ivory Kelly-Martin (Jr.)**

Tackles: 1, 4X, last at Wisconsin (11/11/17)  
Solo: 1, 2X, last at Wisconsin (11/11/17)  
Asst: 1, 2X, last vs. Minnesota (10/28/17)

**Jack Koerner (Jr.)**

Tackles: 13, 2X, last at Purdue (10/24/20)  
Solo: 9 at Purdue (10/24/20)  
Asst: 9 vs. Penn State (10/12/19)  
INT: 1, 2X, last vs. Northwestern (10/31/20)  
FF: 1 at Michigan (10/5/19)  
TFL: 1, 2X, last at Purdue (10/24/20)  
FR: 1, 2X, last vs. Illinois (11/23/19)  
PB: 2 at Iowa State (9/14/19)

**Tyler Linderbaum (So.)**

Tackles: 1 at Purdue (10/24/20)  
Solo: 1 at Purdue (10/24/20)

**Henry Marchese (Jr.)**

Tackles: 1, 2X, last at Nebraska (11/29/19)  
Asst: 1, 2X, last at Nebraska (11/29/19)

**Kaevon Merriweather (So.)**

Tackles: 5, 2X, last vs. Northwestern (10/31/20)  
Solo: 2, 2X, last vs. Northwestern (10/31/20)  
Asst: 3, 2X, last vs. Northwestern (10/31/20)  
PB: 1 vs. Miami, Ohio (8/31/19)

**Riley Moss (Jr.)**

Tackles: 9 vs. Northwestern (10/31/20)  
Solo: 7 vs. Northwestern (10/31/20)  
Asst: 2, 2X, last vs. Northwestern (10/31/20)  
TFL: 1 vs. Purdue (10/19/19)  
INT: 2 at Minnesota (10/6/18)  
PB: 2 vs. Maryland (10/20/18)

**Nick Niemann (Sr.)**

Tackles: 10, 2X, last vs. Northwestern (10/31/20)  
Solo: 8 at Purdue (10/24/20)  
Asst: 8 vs. Northwestern (10/31/20)  
Sack: 1, 2X, last vs. USC, 12/27/19  
TFL: 1, 3X, last at Michigan (10/5/19)  
INT: 1 vs. USC, 12/27/19  
INT TD: 1 vs. USC, 12/27/19  
QH: 1, 3X, last at Iowa State (9/14/19)

**Daviyon Nixon (Jr.)**

Tackles: 11 vs. Northwestern (10/31/20)  
Solo: 6 vs. Northwestern (10/31/20)  
Asst: 5 vs. Northwestern (10/31/20)  
Sack: 2 at Northwestern (10/26/19)  
TFL: 3 vs. Northwestern (10/31/20)  
FF: 1 vs. Northwestern (10/31/20)  
QH: 1, 5X, last vs. Purdue (10/19/19)  
PB: 1 at Northwestern (10/26/19)

**Terry Roberts (So.)**

Tackles: 2, 4X, last vs. Purdue (10/19/19)  
Solo: 1, 4X, last at Purdue (10/24/20)  
Asst: 2, 2X, last vs. Purdue (10/19/19)  
FR: 1 vs. Northwestern (10/31/20)

**Mekhi Sargent (Sr.)**

Tackles: 1, 2X, last vs. Northwestern (10/31/20)  
Solo: 1, 2X, last vs. Northwestern (10/31/20)

**Austin Schulte (Sr.)**

Tackles: 4 vs. Penn State (10/12/19)  
Solo: 2 vs. Illinois (11/23/19)  
Asst: 3 vs. Penn State (10/12/19)  
TFL: 1 vs. Penn State (10/12/19)  
QH: 1 vs. Purdue (10/19/19)

**Noah Shannon (So.)**

Tackles: 2, 2X, last vs. Northwestern (10/31/20)  
Solo: 1, 2X, last vs. MTSU (9/28/19)  
Asst: 2, 2X, last vs. Northwestern (10/31/20)  
Sack: 0.5 at Purdue (10/24/20)  
TFL: 0.5 at Purdue (10/24/20)  
FF: 1 vs. Rutgers (9/7/19)  
FR: 1 vs. Rutgers (9/7/19)

**Caleb Shudak (Sr.)**

Tackles: 1, 2X, last vs. Minnesota (11/16/19)  
Solo: 1, 2X, last vs. Minnesota (11/16/19)

**Brandon Smith (Sr.)**

Tackles: 1 at Michigan (10/5/19)  
Asst: 1 at Michigan (10/5/19)

**Ihmir Smith-Marsette (Sr.)**

Tackles: 1, 2X, last vs. Illinois (11/23/19)  
Solo: 1, 2X, last vs. Illinois (11/23/19)

**Tyrone Tracy, Jr. (So.)**

Tackles: 1 at Michigan (10/5/19)  
Solo: 1 at Michigan (10/5/19)

**Zach VanValkenburg (Sr.)**

Tackles: 7 vs. Northwestern (10/31/20)  
Solo: 2 vs. Northwestern (10/31/20)  
Asst: 5 vs. Northwestern (10/31/20)  
TFL: 0.5 vs. Northwestern (10/31/20)  
FF: 1 vs. Northwestern (10/31/20)  
FR: 1 vs. Northwestern (10/31/20)

**Barrington Wade (Sr.)**

Tackles: 5 at Purdue (10/24/20)  
Solo: 4 at Purdue (10/24/20)  
Asst: 3 vs. MTSU (9/28/19)  
TFL: 1 at Purdue (10/24/20)  
Sack: 1 at Purdue (10/24/20)  
INT: 1 at Purdue (10/24/20)

**John Waggoner (So.)**

Tackles: 1, 3X, last at Purdue (10/24/20)  
Solo: 1 vs. Purdue (10/19/19)  
Asst: 1, 2X, last at Purdue (10/24/20)  
TFL: 1 vs. Purdue (10/19/19)  
Sack: 1 vs. Purdue (10/19/19)

## PUNT RETURNS

**Max Cooper (Sr.)**

Returns: 2 vs. USC, 12/27/19  
Yards: 16 vs. Illinois (11/23/19)  
Long: 16 vs. Illinois (11/23/19)

**Charlie Jones (Jr.)**

Returns: 3 at Purdue (10/24/20)  
Yards: 37 at Purdue (10/24/20)  
Long: 25 at Purdue (10/24/20)

**Nico Ragaini (So.)**

Returns: 4 at Michigan (10/5/19)  
Yards: 54 at Michigan (10/5/19)  
Long: 17 at Michigan (10/5/19)

## KICKOFF RETURNS

**Ivory Kelly-Martin (Jr.)**

Returns: 3, 3X, last at Wisconsin (11/11/17)  
Yards: 67 vs. Penn State (9/23/17)  
Long: 35 at Michigan State (9/30/17)

**Monte Pottebaum (So.)**

Returns: 1 at Nebraska (11/29/19)  
Yards: 10 at Nebraska (11/29/19)  
Long: 10 at Nebraska (11/29/19)

**Ihmir Smith-Marsette (Sr.)**

Returns: 5 vs. Mississippi State (1/1/19)  
Yards: 150 vs. Mississippi State (1/1/19)  
Long: 98 vs. USC, 12/27/19  
TD: 1, 2X, last vs. USC, 12/27/19

## SPECIALISTS

**Keith Duncan (Sr.)**

FG: 4, 3X, last vs. Illinois (11/23/19)  
FGA: 6 vs. Illinois (11/23/19)  
PAT: 7, 2X, last vs. USC, 12/27/19  
Long: 49, 2X, last at Nebraska (11/29/19)

**Ryan Gersonde (Jr.)**

Punts: 5, 2X, last vs. Minnesota (10/28/17)  
Yards: 263 at Northwestern (10/21/17)  
Avg.: 52.6 at Northwestern (10/21/17)  
Long: 61 at Northwestern (10/21/17)

**Tory Taylor (Fr.)**

Punts: 6 at Purdue (10/24/20)  
Yards: 265 at Purdue (10/24/20)  
Avg. 49.0 vs. Northwestern (10/31/20)  
Long: 58 vs. Northwestern (10/31/20)





# IOWA FOOTBALL

33 Bowl Games 11 Big Ten Championships 28 Consensus All-America Honors 14 CFB Hall of Fame Inductees

### MOST POINTS

1.	63 at Illinois.....	11-17-18
2.	62 vs. North Texas.....	9-25-15
	62 vs. Northwestern.....	11-9-02
4.	59 vs. Western Michigan.....	9-21-13
	59 vs. Northwestern.....	11-10-01
6.	57 vs. Akron.....	8-31-02
7.	56 at Nebraska.....	11-24-17
	56 vs. Ball State.....	9-3-05
	56 vs. Buffalo.....	9-6-03

### FEWEST POINTS ALLOWED

1.	0 at Northwestern.....	10-26-19
	0 vs. Rutgers.....	9-7-19
	0 at Illinois.....	11-17-18
	0 vs. Maryland.....	10-20-18
	0 at Illinois.....	11-19-16
	0 vs. Ball State.....	9-26-10
	0 vs. Minnesota.....	11-21-09
	0 at Minnesota.....	11-22-08
	0 vs. Florida International.....	9-6-08
	0 vs. Syracuse.....	9-8-07
	0 vs. Ball State.....	9-3-05
	0 vs. Kent State.....	9-1-01
	0 vs. Northern Illinois.....	9-18-99

### MOST FIRST DOWNS

1.	30 vs. Middle Tennessee.....	9-28-19
	30 vs. Kent State.....	9-1-01
3.	29 at Iowa State.....	9-9-17
	29 vs. Indiana.....	9-30-00
	29 vs. Indiana.....	10-23-99
6.	28 vs. North Texas.....	9-16-17
	28 at Purdue.....	11-9-13
	28 vs. Louisiana-Monroe.....	9-24-11
	28 vs. Ball State.....	9-26-10
	28 at Indiana.....	10-11-08
	28 vs. Minnesota.....	11-19-05
	28 vs. Buffalo.....	9-6-03

### FEWEST FIRST DOWNS ALLOWED

1.	5 vs. Rutgers.....	9-7-19
	5 vs. Syracuse.....	9-8-07
3.	6 vs. Eastern Illinois.....	9-4-10
	6 at Minnesota.....	11-22-08
	6 vs. Penn State.....	10-23-04
6.	7 vs. Maryland.....	10-20-18
7.	8 vs. Ball State.....	9-26-10
	8 vs. Arizona.....	9-19-09
9.	9 at Purdue.....	9-27-14
	9 vs. Western Michigan.....	9-21-13
	9 vs. Georgia Tech.....	1-5-10
	9 vs. Penn State.....	10-25-03

### MOST RUSHING ATTEMPTS

1.	60 at Iowa State.....	9-14-13
	60 vs. Kent State.....	9-4-04
3.	59 vs. North Texas.....	9-16-17
	59 vs. Northwestern.....	11-10-01
5.	58 vs. Western Michigan.....	9-21-13
	58 vs. Missouri State.....	9-7-13
7.	56 vs. Minnesota.....	11-16-02
8.	55 at Illinois.....	11-15-14
9.	53 at Purdue.....	10-15-16
	53 vs. Minnesota.....	11-17-01
11.	52 vs. Maryland.....	10-20-18
	52 at Purdue.....	11-9-13

### FEWEST RUSHING ATT., OPPONENT

1.	17 by North Texas.....	9-16-17
	17 by Miami (Ohio).....	9-7-02
3.	18 by USC.....	12-27-19
	18 by Purdue.....	10-19-19
5.	19 by Iowa State.....	9-14-19
	19 by Kent State.....	9-4-05
7.	20 by Western Michigan.....	9-21-13
	20 by Michigan State.....	10-30-10
	20 by Michigan.....	10-26-02
	20 by Utah State.....	9-21-02
	20 by Texas Tech.....	11-29-01

### MOST RUSHING YARDS

1.	376 vs. Akron.....	8-31-02
2.	365 at Purdue.....	10-15-16
	365 vs. Minnesota.....	11-16-02
4.	351 vs. Middle Tennessee.....	9-28-19
5.	318 at Purdue.....	11-9-13
6.	313 at Nebraska.....	11-24-17
7.	304 at Illinois.....	11-15-14
8.	301 vs. Illinois.....	10-1-05
9.	300 vs. Utah State.....	9-21-02
10.	298 vs. Missouri State.....	9-7-13

### FEWEST RUSHING YARDS ALLOWED

1.	-13 vs. Kent State.....	9-4-04
2.	6 vs. Northern Iowa.....	9-15-18
3.	7 at Minnesota.....	11-22-08
4.	10 vs. Montana.....	9-2-06
5.	14 vs. Miami (Ohio).....	9-7-02
6.	19 vs. Iowa State.....	9-8-18
	19 vs. Wisconsin.....	10-12-05
8.	22 vs. USC.....	12-27-19

### MOST PASSES ATTEMPTED

1.	61 vs. Indiana.....	10-23-99
2.	56 at Maryland.....	10-18-14
3.	55 vs. Ball State.....	9-6-14
	55 vs. Florida.....	1-1-06
5.	50 at Penn State.....	10-27-18
6.	<b>51 vs. Northwestern.....</b>	<b>10-31-20</b>
	51 vs. Minnesota.....	11-20-99
8.	48 vs. Pittsburgh.....	9-17-11
9.	47 vs. Michigan State.....	11-12-11
10.	46 vs. Michigan State.....	10-5-13
	46 vs. Purdue.....	11-6-04

### MOST PASSES COMPLETED

1.	36 vs. Indiana.....	9-30-99
2.	35 vs. Ball State.....	9-6-14
3.	32 at Maryland.....	10-18-14
	32 vs. Florida.....	1-1-06
5.	31 vs. Northern Iowa.....	8-30-14
	31 vs. Pittsburgh.....	9-17-11
7.	30 vs. Indiana.....	9-30-00
8.	29 vs. Ohio State.....	10-30-99
9.	28 vs. Minnesota.....	11-20-99

### FEWEST PASSES ATT., OPPONENT

1.	9 by Georgia Tech.....	1-5-10
2.	10 by Northwestern.....	10-27-12
3.	13 by Nebraska.....	9-23-00
	13 by Iowa State.....	9-11-99
5.	14 by Wisconsin.....	11-22-14
	14 by Minnesota.....	11-8-14
	14 by Northwestern.....	10-26-13
	14 by Nebraska.....	11-23-12
9.	15 by Nebraska.....	9-4-99
10.	16 by Maryland.....	10-20-18
	16 by Northern Illinois.....	9-1-12
	16 by Wisconsin.....	11-13-99

### FEWEST PASSES COMP., OPPONENT

1.	2 by Georgia Tech.....	1-5-10
2.	6 by Maryland.....	10-20-18
	6 by Northern Illinois.....	9-1-12
	6 by Iowa State.....	9-11-99
5.	7 by LSU.....	1-1-14
	7 by Indiana.....	10-11-14
	7 by Northwestern.....	10-27-12
	7 by Syracuse.....	9-8-07
	7 by Buffalo.....	9-6-03
10.	8 by Nebraska.....	11-23-12
	8 by Ball State.....	9-26-10
12.	9 by Minnesota.....	10-28-17
	9 by Northwestern.....	11-1-14
	9 by Maine.....	8-30-08
	9 by Penn State.....	11-13-04
	9 by Minnesota.....	10-23-04

### MOST PASSING YARDS

1.	426 vs. Indiana.....	10-23-99
2.	399 vs. Pittsburgh.....	9-17-11
3.	380 vs. Indiana.....	9-30-00
4.	377 vs. Minnesota.....	11-19-05
5.	364 at Minnesota.....	11-18-06
6.	357 vs. Purdue.....	10-8-05

### FEWEST PASSING YARDS ALLOWED

1.	12 vs. Georgia Tech.....	1-5-10
2.	47 vs. Rutgers.....	9-7-19
	47 vs. Maryland.....	10-20-18
4.	54 vs. Northern Illinois.....	9-1-12
5.	56 vs. Ball State.....	9-26-10
6.	58 vs. Buffalo.....	9-6-03
7.	63 vs. Nebraska.....	11-23-12
8.	72 at Purdue.....	9-27-14
9.	73 vs. Minnesota.....	11-20-04
10.	74 vs. Maryland.....	10-31-15
11.	75 vs. Northwestern.....	11-1-14
12.	79 vs. Syracuse.....	9-8-07
13.	82 at Illinois.....	11-17-18

### MOST TOTAL OFFENSE

1.	644 vs. Middle Tennessee.....	9-28-19
2.	613 vs. Minnesota.....	11-19-05
3.	602 vs. Northwestern.....	11-10-01
4.	593 vs. Akron.....	8-31-02
5.	587 at Illinois.....	11-23-12
6.	562 vs. Ball State.....	9-26-10
7.	552 vs. Indiana.....	10-23-99
8.	546 at Minnesota.....	11-18-06
9.	545 vs. Northern Iowa.....	9-15-18

### FEWEST TOTAL YARDS ALLOWED

1.	103 vs. Syracuse.....	9-8-07
2.	110 vs. Kent State.....	9-4-04
3.	112 vs. Ball State.....	9-26-10
4.	115 vs. Maryland.....	10-20-18
5.	125 vs. Rutgers.....	9-7-19
6.	134 at Minnesota.....	11-22-08
7.	144 vs. Montana.....	9-2-06
	144 vs. Ball State.....	9-3-05

### PUNTING AVERAGE (MIN. OF 4)

1.	53.0 at Northwestern.....	10-21-17
2.	51.5 vs. Western Michigan.....	9-9-00
3.	51.0 vs. Arizona.....	9-19-09
4.	50.2 vs. Penn State.....	11-4-00
5.	50.0 vs. Wisconsin.....	11-13-99
6.	49.2 vs. LSU.....	1-1-05
7.	<b>49.0 vs. Northwestern.....</b>	<b>10-31-20</b>
	49.0 vs. Miami (Ohio).....	9-7-02

### MOST TIME OF POSSESSION

1.	41:53 vs. Kent State.....	9-4-04
2.	40:55 vs. Maryland.....	10-20-18
3.	40:45 vs. North Texas.....	9-16-17
4.	38:42 vs. Northern Illinois.....	9-1-12
5.	38:27 vs. Michigan.....	10-26-02
6.	38:18 vs. Missouri State.....	9-7-13
7.	38:07 at Indiana.....	10-11-08
8.	38:03 at Iowa State.....	9-14-13
9.	37:56 vs. Arizona.....	9-19-09
10.	37:38 vs. Rutgers.....	9-7-19
11.	37:37 at Minnesota.....	11-22-08
12.	37:36 vs. Nebraska.....	11-28-14

Bold denotes 2020





# IOWA FOOTBALL

**IOWA (0-1, 0-1) at PURDUE (1-0, 1-0)**
**SATURDAY, OCT. 24, 2020 -- ROSS-ADE STADIUM**

	1	2	3	4	FINAL
IOWA	0	17	0	3	20
PURDUE	7	7	0	10	24

**ATTENDANCE: 900**
**TEMPERATURE: 52 DEGREES**
**TIME OF GAME: 3 HOURS, 21 MINUTES**

## IOWA NOTES

QB Spencer Petras finished the game with 265 yards passing, the most by a Hawkeye quarterback in his first career start since Jon Beutjer in 2000 (380). Petras started the game 1-for-6 with three passing yards, and finished the first half completing 13 of his 15 throws for 171 yards. He was 14-of-21 in the first half for 174 yards passing. He added one rushing touchdown.

QB Spencer Petras is the fifth Hawkeye quarterback in the Ferentz era to make his first career start on opening day (Petras, Stanley, Rudock, Tate, Chandler).

QB Spencer Petras scored Iowa's first touchdown of the season, a 1-yard touchdown rush. It is his second career rushing touchdown.

TE Sam LaPorta led Iowa with a career-high 71 receiving yards.

RB Tyler Goodson tied his career-high with five receptions. His 40-yard reception was a career long.

FS Jack Koerner led Iowa with 13 tackles, tying a career high. DB Riley Moss added a career high seven tackles. DT Daviyon Nixon (7) and CB Julius Brents (4) also tied their career best in tackles.

LB Barrington Wade had a career-high five tackles and added his first career sack (9 yards) and interception (9 yards).

Iowa had 460 yards total offense, its highest total in a Big Ten game since 2018 against Indiana (479).

Purdue scored first, marking the first time since Nov. 9, 2019 (vs. Wisconsin) that Iowa trailed in a game. The Hawkeyes ended 2019 on a four-game winning streak and did not trail in any of those four games.

Iowa won the toss and elected to receive. The Hawkeyes have played 267 games under head coach Kirk Ferentz. Iowa has opened the game on offense 201 times (126-75). The Hawkeyes have opened the game on defense 66 times (36-30).

The Hawkeyes host Northwestern on Oct. 31 at Kinnick Stadium. Kickoff is at 2:30 p.m. (CT). The game is televised on ESPN.

## SCORING SUMMARY

### First Quarter

PU -- David Bell, 9-yard pass from O'Connell (Dellinger kick)

### Second Quarter

IA -- Spencer Petras, 1-yard touchdown rush (Duncan kick)

IA -- Mekhi Sargent, 1-yard touchdown rush (Duncan kick)

PU -- David Bell, 11-yard pass from O'Connell (Dellinger kick)

IA -- Keith Duncan, 27-yard field goal

### Fourth Quarter

IA -- Keith Duncan, 33-yard field goal

PU -- J.D. Dellinger, 29-yard field goal

PU -- David Bell, 6-yard touchdown (Dellinger kick)

## TEAM STATS

IOWA	TEAM STATS	PURDUE
19	First Downs	24
36-195	Rushes-Yards	27-104
265	Passing Yards	282
22-39-0	Com-Att-Int	31-50-2
75-460	Total Offense	77-386
6-44.2	Punts-Avg.	6-47.5
3-2	Fumbles-Lost	0-0
10-100	Penalties-Yards	43-21
29:49	Possession Time	30:11

## INDIVIDUAL LEADERS

### RUSHING:

IOWA: Goodson 16-77; Sargent 11-71, 1 TD; Kelly-Martin 4-29  
PU: Horvath 21-129

### PASSING:

IOWA: Petras 22-39-265, 0 TD, 0 INT  
PU: O'Connell 31-50-282, 3 TD, 0 INT

### RECEIVING:

IOWA: LaPorta 5-71; Goodson 5-59; Rigaini 4-61  
PU: Bell 13-121, 3TD; Milton 7-85;

### TACKLES:

IOWA: Koerner 13; Nieman 8; Moss 7; Nixon 7  
PU: Alexander 10; Trice 7



# IOWA FOOTBALL

## NORTHWESTERN (2-0, 2-0) at IOWA (0-2, 0-2)

SATURDAY, OCT. 31, 2020 -- KINNICK STADIUM

	1	2	3	4	FINAL
NORTHWESTERN	0	14	7	0	21
IOWA	17	3	0	0	20

ATTENDANCE: 1,432

TEMPERATURE: 61 DEGREES

TIME OF GAME: 3 HOURS, 16 MINUTES

### IOWA NOTES

DT Daviyon Nixon set career highs with 11 tackles and 3.0 tackles for loss. He set a then-career high with 7 tackles Week 1. Through two games, he has 18 tackles, 5.5 tackles for loss, and 2.0 sacks.

WR Ihmir Smith-Marsette set a career high with seven receptions. He had 84 yards receiving to move past Bill Schultz and Dallas Clark in career receiving yards (1,354).

QB Spencer Petras threw his first career touchdown, a 7-yard toss to WR Brandon Smith in the first quarter. Petras completed 26 passes on 50 attempts. No Hawkeye since at least 1982 completed more passes or had more attempts in their Kinnick Stadium debut. The 50 attempts are the most by a Hawkeye quarterback since Jake Rudock threw 56 times against Maryland in 2014. The 26 attempts are the most by a Hawkeye quarterback since Nate Stanley completed 27 passes against Northwestern in 2018.

K Keith Duncan scored eight points today to move past Mark Weisman for 11th all-time in career scoring (200). He connect on field goals of 22 and 47 yards, and has made nine consecutive field goal attempts.

LB Seth Benson had a game and career-high 13 tackles in his first career start. Rily Moss (9) and Zach VanValkenburg (7) also had career highs in tackles.

FS Jack Koerner intercepted a pass in the fourth quarter, his first of the season and second of his career.

TE Sam LaPorta matched his career high with six receptions.

The Hawkeyes' last eight losses have been one-possession games. Those eight losses have been by a combined 30 points.

Iowa had won five straight games when recovering at least two opponent fumbles. Its last loss with two fumble recoveries was against Nebraska in 2012 (L, 13-7).

Iowa won the toss and deferred. The Hawkeyes have played 268 games under head coach Kirk Ferentz. Iowa has opened the game on offense 201 times (126-75). The Hawkeyes have opened the game on defense 67 times (36-31).

### SCORING SUMMARY

#### First Quarter

IA -- Brandon Smith, 7-yard pass from Petras (Duncan kick)

IA -- Tyler Goodson, 15-yard touchdown rush (Duncan kick)

IA -- Keith Duncan, 22-yard field goal

#### Second Quarter

NU -- Kyric McGowan, 3-yard touchdown rush (Kuhbänder kick)

IA -- Keith Duncan, 47-yard field goal

NU -- Jesse Brown, 1-yard touchdown rush (Kuhbänder kick)

#### Third Quarter

NU -- Jesse Brown, 2-yard touchdown rush (Kuhbänder kick)

### TEAM STATS

NORTHWESTERN	TEAM STATS	IOWA
18	First Downs	20
60-143	Rushes-Yards	23-77
130	Passing Yards	216
11-18-1	Com-Att-Int	26-51-3
78-273	Total Offense	74-293
6-41.7	Punts-Avg.	4-196
3-2	Fumbles-Lost	0-0
6-45	Penalties-Yards	3-20
33:33	Possession Time	26:27

### INDIVIDUAL LEADERS

#### RUSHING:

NU: Isaih Bowser 25-85; Ramsey 12-26; Brown 10-21 2 TD  
IOWA: Goodson 13-43; Sargent 4-20; Petras 5-14

#### PASSING:

NU: Ramsey 11-18-130, 0 TD, 1 INT  
IOWA: Petras 26-50-3, 1 TD, 3 INT

#### RECEIVING:

NU: McGowan 5-63; Chiaokhiao 4-37  
IOWA: Smith-Marsette 7-84; LaPorta 6-46; Smith 3-19 1 TD

#### TACKLES:

NU: Bergin 12; Fisher 11; Gallagher 11  
IOWA: Benson 13; Nixon 11; Niemann 10





# IOWA FOOTBALL

33 Bowl Games

11 Big Ten Championships

28 Consensus All-Americans

14 CFB Hall of Fame Inductees

## Offense

Pos. ....No.	Name	Ht.	Wt.	Yr.	Hometown (Previous School)
WR..... 12	** Brandon Smith ^	6-2	215	Sr.	Lake Cormorant, Miss. (Lake Cormorant)
3	* Tyrone Tracy, Jr.	5-11	203	So.	Camby, Ind. (Decatur Central)
TE..... 84	* Sam LaPorta ^	6-4	249	So.	Highland, Ill. (Highland)
42	*** Shaun Beyer	6-5	248	Sr.	Shellsburg, Iowa (Cedar Rapids Kennedy)
LT ..... 77	*** Alaric Jackson	6-6	315	Sr.	Detroit, Mich. (Renaissance)
79	* Jack Plumb	6-7	293	So.	Green Bay, Wis. (Bay Port)
LG ..... 61	*** Cole Banwart	6-4	296	Sr.	Ottosen, Iowa (Algona)
73	* Cody Ince	6-4	285	So.	Balsam Lake, Wis. (Unity)
C ..... 65	* Tyler Linderbaum	6-3	289	So.	Solon, Iowa (Solon)
63	Justin Britt	6-3	293	#Fr.	Indianapolis, Ind. (Warren Central)
RG ..... 64	* Kyler Schott	6-2	293	Jr.	Coggon, Iowa (North Linn)
71	** Mark Kallenberger	6-5	290	Jr.	Bettendorf, Iowa (Bettendorf)
RT..... 51	Coy Cronk	6-5	305	Sr.	Lafayette, Ind. (Central Catholic/Indiana)
56	Nick DeJong	6-6	296	#Fr.	Pella, Iowa (Pella)
WR..... 3	* Tyrone Tracy, Jr.	5-11	203	So.	Camby, Ind. (Decatur Central)
89	* Nico Ragaini	6-0	193	So.	East Haven, Conn. (Avon Old Farms Prep)
QB..... 7	Spencer Petras	6-5	231	So.	San Rafael, Calif. (Marin Catholic)
8	Alex Padilla	6-1	198	#Fr.	Greenwood Village, Co. (Cherry Creek)
RB ..... 15	* Tyler Goodson ^	5-10	200	So.	Suwanee, Ga. (North Gwinnett)
10	** Mekhi Sargent	5-9	209	Sr.	Key West, Fla. (Key West/Iowa Western)
21	** Ivory Kelly-Martin	5-10	204	Jr.	Plainfield, Ill. (Oswego East)
FB..... 38	* Monte Pottebaum	6-1	244	So.	Larchwood, Iowa (West Lyon)
40	Turner Pallissard	6-0	248	So.	Frankfort, Ill. (Lincoln-Way East)
PK ..... 3	** Keith Duncan	5-10	179	Sr.	Weddington, N.C. (Weddington)
10	* Caleb Shudak	5-8	178	Sr.	Council Bluffs, Iowa (Lewis Central)

## Defense

Pos. ....No.	Name	Ht.	Wt.	Yr.	Hometown (Previous School)
LE ..... 57	** Chauncey Golston	6-5	270	Sr.	Detroit, Mich. (East English Village)
13	* Joe Evans	6-2	248	So.	Ames, Iowa (Ames)
LT ..... 54	* Daviyon Nixon	6-3	305	Jr.	Kenosha, Wis. (Indian Trail/Iowa Western)
99	* Noah Shannon	6-0	288	So.	Aurora, Ill. (Oswego)
RT..... 96	Jack Heflin	6-4	312	Sr.	Prophetstown, Ill. (Eric-Prophetstown/Northern Ill.)
66	* Dalles Jacobus	6-0	294	Sr.	Palo, Iowa (Cedar Rapids Kennedy)
RE ..... 97	* Zach VanValkenburg	6-4	270	Sr.	Zeeland, Mich. (Zeeland West)
92	* John Waggoner	6-5	271	So.	Des Moines, Iowa (Dowling)
Leo/Cash.... 35	** Barrington Wade	6-1	236	Sr.	Skokie, Ill. (Niles North)
4	* Dane Belton ^	6-1	205	So.	Tapa Fla. (Jesuit)
MLB ..... 44	* Seth Benson	6-0	231	So.	Sioux Falls, S.D. (Washington)
49	*** Nick Niemann	6-4	233	Sr.	Sycamore, Ill. (Sycamore)
WLB ..... 49	*** Nick Niemann	6-4	233	Sr.	Sycamore, Ill. (Sycamore)
5	Jestin Jacobs	6-4	235	#Fr.	Englewood, Ohio (Northmont)
LC..... 8	*** Matt Hankins ^	6-0	180	Sr.	Lewisville, Tex. (Marcus)
20	* Julius Brents	6-3	204	So.	Indianapolis, Ind. (Warren Central)
SS..... 26	* Kaevon Merriweather	6-0	205	So.	Belleville, Mich. (Belleville)
4	* Dane Belton ^	6-1	205	So.	Tapa Fla. (Jesuit)
FS..... 28	** Jack Koerner	6-0	205	Jr.	Des Moines, Iowa (Dowling)
30	Quinn Schulte	6-1	197	#Fr.	Cedar Rapids, Iowa (Xavier)
RC ..... 33	** Riley Moss ^	6-1	191	Jr.	Ankeny, Iowa (Centennial)
22	* Terry Roberts	5-10	177	So.	Erie, Pa. (Cathedral Prep)
PT..... 9	Tory Taylor	6-4	225	Fr.	Melbourne, Australia (Haileybury College)
2	Ryan Gersonde	6-4	194	Jr.	Milwaukee, Wis. (Marquette)

Punt Returns: 16 Charlie Jones

Kickoff Returns: 16 Charlie Jones

Deep Snaps: 18 Austin Spiewak

Holder: 2 Ryan Gersonde

\* - Letters won    ^ - Redshirt year still available

# - Indicates redshirt freshman







# IOWA FOOTBALL

## 2020 Numerical Roster

No.	Name .....	Pos.	No.	Name .....	Pos.	No.	Name .....	Pos.
1	Aaron Blom .....	K	27	Jermari Harris .....	DB	58	Taylor Fox .....	DL
1	Nolan Donald .....	WR	27	Jack Johnson .....	WR	60	Noah Fenske .....	OL
2	Ryan Gersonde .....	P	28	** Jack Koerner .....	DB	61	*** Cole Banwart .....	OL
2	Deuce Hogan .....	QB	28	Isaiah Wagner .....	WR	63	Justin Britt .....	OL
3	** Keith Duncan .....	PK	29	Sebastian Castro .....	DB	64	* Kyler Schott .....	OL
3	* Tyrone Tracy, Jr. ....	WR	29	Jackson Ritter .....	WR	65	* Tyler Linderbaum .....	OL
4	* Dane Belton ^ .....	DB	30	Quinn Schulte .....	DB	66	* Dalles Jacobus .....	DL
4	Leshon Williams .....	RB	31	* Jack Campbell ^ .....	LB	69	Tyler Endres .....	OL
5	Jestin Jacobs .....	LB	32	Johnny Plewa .....	FB	71	** Mark Kallenberger .....	OL
6	*** Ihmir Smith-Marsette ^ .....	WR	33	** Riley Moss ^ .....	DB	73	* Cody Ince .....	OL
7	Reggie Bracy .....	DB	34	Jay Higgins .....	LB	74	* Austin Schulte .....	DL
7	Spencer Petras .....	QB	35	** Barrington Wade .....	LB	75	Josh Volk .....	OL
8	*** Matt Hankins ^ .....	DB	36	Mike Timm .....	LB	76	Tyler Elsbury .....	OL
8	Alex Padilla .....	QB	37	Kyler Fisher .....	DB	77	*** Alaric Jackson .....	OL
9	Jack Combs .....	WR	38	* Monte Pottebaum .....	FB	78	Mason Richman .....	OL
9	Tory Taylor .....	P	40	Turner Pallissard .....	FB	79	* Jack Plumb .....	OL
10	** Mekhi Sargent .....	RB	40	Josef Smith .....	LB	80	Josiah Miamen .....	TE
10	* Caleb Shudak .....	PK	41	Colton Dinsdale .....	FB	81	Desmond Hutson .....	WR
11	Connor Kapisak .....	QB	42	*** Shaun Beyer .....	TE	82	Calvin Lockett .....	WR
11	AJ Lawson .....	DB	43	Matt Lorbeck ^ .....	DL	83	Alec Kritta .....	WR
12	** Brandon Smith ^ .....	WR	44	* Seth Benson .....	LB	84	* Sam LaPorta ^ .....	TE
13	* Joe Evans .....	DE	45	Deontae Craig .....	DL	85	Luke Lachey .....	TE
13	** Henry Marchese .....	DB	45	Nick Phelps .....	P	85	Logan Lee .....	DL
14	Quavon Matthews .....	WR	46	Logan Klemp .....	LB	86	Tommy Kujawa .....	TE
14	Daraun McKinney .....	DB	47	Nick Anderson .....	LB	86	Jameson Witte .....	DL
15	Dallas Craddieth .....	DB	47	Andrew Wilson .....	TE	87	Elijah Yelverton .....	TE
15	* Tyler Goodson ^ .....	RB	48	Ethan Hurkett .....	DL	88	Isaiah Bruce .....	DL
16	Charlie Jones .....	WR	48	Bryce Schulte .....	TE	88	Jackson Frericks .....	TE
17	Brenden Deasfernandes .....	DB	49	*** Nick Niemann .....	LB	89	* Nico Ragaini .....	WR
17	Wyatt Wegener .....	WR	50	Zach Kluver .....	LS	91	Lukas Van Ness .....	DL
18	Austin Spiewak .....	LS	50	Louie Stec .....	DT	92	* John Waggoner .....	DL
18	Diante Vines .....	WR	51	Coy Cronk .....	OL	93	Jake Karchinski .....	DL
19	** Max Cooper ^ .....	WR	52	Asher Fahey .....	OL	94	Yahya Black .....	DL
20	* Julius Brents .....	DB	53	Spencer Daufeldt .....	DL	95	Logan Jones .....	DL
20	Keontae Lockett .....	RB	54	Matt Fagan .....	OL	96	Lucas Amaya .....	K
21	Thomas Hartlieb .....	DB	54	* Daviyon Nixon .....	DT	96	Jack Heflin .....	DL
21	** Ivory Kelly-Martin .....	RB	55	Luke Empen .....	OL	97	Liam Reardon .....	LS
22	* Terry Roberts .....	DB	56	Nick DeJong .....	OL	97	* Zach VanValkenburg .....	DL
25	Gavin Williams .....	RB	57	** Chauncey Golston .....	DL	98	Chris Reames .....	DL
26	Jamison Heinz .....	WR	57	Clayton Thurm .....	OL	99	* Noah Shannon .....	DL
26	* Kaevon Merriweather .....	DB						

\* - - indicates letters won